



## WEEKLY MEDIA INFORMATION PACKET

GREEN BAY PACKERS  
AT  
CHICAGO BEARS

WILD CARD PLAYOFF  
SATURDAY, JANUARY 10, 2026  
7 P.M. CT  
SOLDIER FIELD



# THE DOPE SHEET

OFFICIAL PROGRAM AND PUBLICATION, ACME-PACKERS FOOTBALL TEAM.

Packers Communications • Lambeau Field Atrium • 1265 Lombardi Avenue • Green Bay, WI 54304  
920/569-7500 • 920/569-7201 fax

Jason Wahlers, Sarah Quick, Tom Fanning, Nate LoCascio

**VOL. XXVII; NO. 23**

**WILD CARD PLAYOFF**



**GREEN BAY PACKERS (9-7-1)**

**AT**

**CHICAGO BEARS (11-6)**



Saturday, Jan. 10 | Soldier Field | 7 p.m. CT

## PACKERS FACE BEARS IN WILD CARD PLAYOFF

The Green Bay Packers travel to Chicago to take on the Bears in the first playoff game between the two clubs (1-1) and the first postseason meeting since the 2010 NFC Championship, a 21-14 Green Bay victory in Chicago.

► This will be the Packers' third Saturday game this season, including the second at Chicago (Week 16). It is the second time the Packers have played three Saturday games (including playoffs) in a season (1953).

► It is only the **third Saturday game** between the Packers and Bears (Dec. 5, 1964, at Chicago).

► According to the Elias Sports Bureau, the Packers have played the same opponent three times over a six-game span in a single season (including playoffs) twice (2012 - Packers vs Minnesota Vikings and 1935 - Packers vs Detroit Lions). It has only happened two other times in the NFL dating back to 2000 (2000 - Indianapolis Colts vs Miami Dolphins / 2000 - New Orleans Saints vs St. Louis Rams).

► This will be the first time a visiting team has played twice at Soldier Field over a four-game span in a single season.

► The Packers are 55-54-2 at Chicago (including the post-season).

► Including the 2010 playoff victory at Chicago, Green Bay has won 26 of the last 32 meetings between the rivals at Soldier Field, including 14 of the last 16.

► Of the last 14 games between the two clubs at Soldier Field, 10 have been decided by single digits, including a one-point Green Bay victory last season and an overtime contest in Week 16 of this season.

► This will be the 112th Bears-Packers matchup including playoffs (**most in NFL history**). The Packers-Bears matchup is the **only one in NFL history** to be played 200-plus times. Green Bay holds the all-time series lead at 109-96-6. Green Bay's 109 wins against the Bears all-time (including playoffs) are the **most victories** by one team against another in NFL history (108, N.Y. Giants over Washington is No. 2).

► The Packers (819) and Bears (808) are the **only two franchises** with 800-plus regular season wins all-time.

► Overall, the Packers have won 12 of the last 14 games against the Bears. The 11-game winning streak that was broken in Week 18 last season was the longest winning streak by either team in the history of the series (No. 2 is 10 straight by Green Bay from 1994-98). The 10- and 11-game streaks are the longest any team has against the Bears. Green Bay's 11-game streak against Chicago was its second-longest winning streak against any franchise (15 games, Chicago Cardinals, 1937-46).

► Saturday night will be the 19th prime-time meeting between the Packers and the Bears over the past 20 seasons and the second this season.

► The Packers have 15 prime-time wins vs the Bears since 2000, their most against any opponent.

► QB **Jordan Love** has nine passing TDs with two INTs in six games against Chicago. Love has registered a passer rating of 110-plus in four contests (120.7, 123.2, 128.6, 113.0).

► Among players with 50-plus passing attempts versus the Bears, Love's passer rating of 116.6 ranks **No. 2 in the NFL all-time** behind Carson Palmer (122.8).

► RB **Josh Jacobs** has posted six rushing TDs in seven career games against Chicago.

► WR **Christian Watson** registered his career high for receiving yards (150 in 2024) and the longest rush of his career (46-yard TD in 2022) against the Bears.

## WITH THE CALL

The game will be broadcast across the country on Prime Video. If you live in the Green Bay market, it will also air on free, over-the-air television on NBC26 (WGBA) and if you live in the Milwaukee market, it will be shown on FOX6 (WITI). It will be available on mobile devices with NFL+ as well.

► Play-by-play man **Al Michaels** joins analyst **Kirk Herbstreit** and sideline reporter **Kaylee Hartung**.

► All Packers games can be heard on the Packers Radio Network, which is made up of 54 stations in Wisconsin, Michigan, Minnesota, Illinois and North and South Dakota. 95.7 BIG F.M. - WRIT-Milwaukee begins its run as the flagship station of the Packers Radio Network. For a map and full listing of radio affiliates, go to [packers.com/video/radio-network](http://packers.com/video/radio-network). **Wayne Larriavee** (play-by-play) and two-time Packers Pro Bowler **Larry McCarren** (analyst) call the action. McCarren first joined the team's broadcasts in 1995 and enters his 31st season calling Packers games. After originally being paired together in 1999, McCarren and Larriavee enter their 27th season of broadcasts together. They surpassed Jim Irwin and Max McGee for the most regular-season and postseason games broadcast for the Packers with 313 at the 2018 season opener against Chicago.

► The broadcast is also available on Sirius Satellite Radio on channels 82 or 226 and through the app (Packers Radio Network feed).

► Westwood One will be broadcasting on radio to a national audience with **Ryan Radtke** (play-by-play) and **Mike Golc** (analyst) on the call and **Scott Graham** hosting pregame and halftime shows.

## REGULAR SEASON

Date	Opponent	Time (CT)	TV
Sun., Sept. 7	DETROIT LIONS	W, 27-13	77,239
Thu., Sept. 11	WASHINGTON COMMANDERS (Gold Pkg.)	W, 27-18	77,289
Sun., Sept. 21	at Cleveland Browns	L, 10-13	65,470
Sun., Sept. 28	at Dallas Cowboys	T, 40-40 (OT)	93,353
Sun., Oct. 5	BYE		
Sun., Oct. 12	CINCINNATI BENGALS	W, 27-18	78,277
Sun., Oct. 19	at Arizona Cardinals	W, 27-23	64,810
Sun., Oct. 26	at Pittsburgh Steelers	W, 35-25	67,386
Sun., Nov. 2	CAROLINA PANTHERS	L, 13-16	77,864
Mon., Nov. 10	PHILADELPHIA EAGLES (Gold Pkg.)	L, 7-10	78,254
Sun., Nov. 16	at New York Giants	W, 27-20	82,438
Sun., Nov. 23	MINNESOTA VIKINGS	W, 23-6	77,991
Thu., Nov. 27	at Detroit Lions	W, 31-24	66,662
Sun., Dec. 7	CHICAGO BEARS	W, 28-21	78,214
Sun., Dec. 14	at Denver Broncos	L, 26-34	75,555
Sat., Dec. 20	at Chicago Bears	L, 16-22 (OT)	60,152
Sat., Dec. 27	BALTIMORE RAVENS	L, 24-41	77,660
Sun., Jan. 4	at Minnesota Vikings	L, 3-16	66,606

## NFL POSTSEASON DATES

Sat., Jan. 10	at Chicago Bears	7 p.m. Prime Video
Jan. 17-18	AFC and NFC Divisional Playoffs	
Jan. 25	AFC and NFC Championship Games	
Feb. 8	Super Bowl LX, Levi's Stadium, Santa Clara, Calif.	



## HEAD COACH MATT LAFLEUR

### LAFLEUR LEADS THE PACK

Head Coach **Matt LaFleur** (la-flew-er) led the Packers to three straight NFC North titles, is the only coach in franchise history to post 10-plus wins in each of his first three seasons with the team and is the only coach in NFL history to win at least 12 games (13) in each of his first three seasons (2019-21) as an NFL head coach (Elias Sports Bureau).

- ▶ LaFleur has led the Packers to 76 wins so far in his career, **tied with Paul Brown for No. 2 in NFL history for the most wins by a head coach in his first seven NFL seasons** (George Seifert, 86).
- ▶ LaFleur has led Green Bay to the playoffs in six of his first seven seasons (2019-21, 2023-25). The Packers have three postseason wins under LaFleur, tied for **No. 8 in the NFL** since 2019.
- ▶ Green Bay has four 11-plus-win seasons under LaFleur (2019-21, 2024), **the most in the NFC and tied for No. 3 in the NFL** since 2019 (Buffalo and Kansas City, six / Baltimore, four).
- ▶ LaFleur has the **fourth-highest** regular-season winning percentage among active head coaches (min. 50 games):

Head Coach	Winning Percentage
1. Nick Sirianni, PHI	.694 (59-26-0)
2. Jim Harbaugh, SF/LAC	.679 (66-31-1)
3. Sean McDermott, BUF	.662 (98-50-0)
4. <b>Matt LaFleur, GB</b>	<b>.654 (76-40-1)</b>
5. Andy Reid, PHI/KC	.640 (279-157-1)

- ▶ Dating back to 2019, the Packers have the **third-best** regular-season record in the NFL and the **top mark in the NFC**:

Team	Regular-Season Record (Since 2019)
1. Kansas City	84-33 (.718)
2. Buffalo	83-33 (.716)
3. <b>Green Bay</b>	<b>76-40-1 (.654)</b>
4. Baltimore	76-41 (.650)

- ▶ LaFleur has guided the Packers to a 43-15 record at home (.741) in the regular season, **No. 2 in the NFL** since 2019.
- ▶ Since 2019, Green Bay is 33-25-1 on the road in the regular season, a .568 winning percentage that is **No. 8 in the NFL** over that span.
- ▶ The Packers are 37-26-1 in one-score games under LaFleur, a .586 winning percentage that ranks **No. 6 in the NFL** since 2019.
- ▶ The Packers have had at least **one winning streak of three-plus games in all seven seasons** under LaFleur (2019-25) and at least **one winning streak of four-plus games in every season but one** (2019-22, 2024-25).
- ▶ Green Bay is 25-11 (.694) in regular-season games played in December/January under LaFleur, **No. 2 in the NFL** since 2019. The Packers are 14-4 (.778, **tied for No. 1 in the NFL**) in December/January home games under LaFleur and have posted a plus-14 turnover differential in those contests, **No. 3 in the NFL**.
- ▶ The win in Week 6 was the 70th regular-season victory of LaFleur's career. By doing so in his 105th career regular-season game, LaFleur became the **fastest to 70 regular-season wins among current NFL head coaches** and is the fastest to reach the 70-win mark since Bill Cowher (105th game in 1998), per Elias.
- ▶ LaFleur tied John Harbaugh, Holmgren, McCarthy and Andy Reid for the **sixth-most wins** (66) by a head coach in the first 100 games (regular and postseason, since 1970).
- ▶ LaFleur guided the Packers to 67 wins in his first 100 regular-season games as head coach. Only **Vince Lombardi (73) and Holmgren (68) had more wins in**

**their first 100 games** as a head coach in Packers history.

- ▶ LaFleur tied Holmgren, Cowher and Reid (67 each) for the **second-most regular-season wins** by any NFL head coach in their first 100 games in the last 40 seasons (Seifert, 78).
- ▶ Among Green Bay head coaches, LaFleur is the **second fastest** (89 games) to reach 60 wins behind only Lombardi (82 games).
- ▶ LaFleur posted 29 wins in his first 50 road contests as head coach, the **second-most wins through 50 road games as Green Bay coach**, behind only Lombardi's 33 (STATS).
- ▶ LaFleur (23-2) tied Guy Chamberlin (23-1-1) for the **most wins in NFL history** by a head coach in his first 25 regular-season home games (Elias).
- ▶ LaFleur (39-10, .796, 2019-21) passed Seifert (38-10, .791, 1989-91) for the **most wins by an NFL head coach in his first three seasons** in the league (per Elias).
- ▶ LaFleur's 39 wins from 2019-21 **tied for the second most** by a coach over any three-season span in league history behind Mike Ditka's 40 wins with Chicago from 1985-87 and Reid's 40 with Kansas City from 2020-22 (Elias).
- ▶ LaFleur (2019-21) is the **only head coach in NFL history** to post 13-plus wins in three straight seasons (Elias).
- ▶ LaFleur tied Seifert for the **third fastest to 40 wins** by a head coach in NFL history (51 games) behind only Brown (47) and Chuck Knox (50).
- ▶ According to Elias, LaFleur was the **sixth head coach since 1970** to lead his team to the conference championship game in both of his first two seasons as a head coach (2019-20), joining Jim Harbaugh (2011-12), Rex Ryan (2009-10), Barry Switzer (1994-95), Seifert (1989-90) and Don McCafferty (1970-71).
- ▶ LaFleur (26) posted the **second-most wins in NFL history** by a coach in his first two seasons (2019-20) behind only Seifert (28 in 1989-90).
- ▶ LaFleur led the **biggest one-year win improvement** in franchise history in 2019 (plus-seven).
- ▶ The Packers rank in the **top five of the NFL** in winning percentage in division games since 2019:

Team	Record in Division Games (Since 2019)
1t. Buffalo	31-11 (.738)
1t. Kansas City	31-11 (.738)
3. Dallas	29-13 (.690)
4. <b>Green Bay</b>	<b>27-15 (.643)</b>
5. Houston	26-15-1 (.631)

- ▶ Green Bay is 14-7 (.667) in division games at home, **tied for No. 6 in the NFL** since 2019.
- ▶ The Packers are 13-8 in road division contests, a .650 winning percentage that is **tied for No. 6 in the NFL** since 2019.
- ▶ The Packers have averaged 25.74 points per division game since 2019, **No. 3 in the NFL** over that span.
- ▶ LaFleur's winning percentage of .917 (11-1) against division opponents in 2019-20 **tied for the second best** by a coach in his first two seasons as head coach, dating back to 1970 (Mike Tomlin, 11-1, .917 in 2007-08 / Mariucci, 15-1, .938 in 1997-98).
- ▶ Among head coaches who began their career since 1970, LaFleur was the **first one** to win his first seven road divisional games (Elias).
- ▶ The Packers are 12-2 (.857) against Chicago since 2019. LaFleur was the **only coach in NFL history** (Elias) to win his first 11 games against the Bears (Dennis Green won his first six for Minnesota in 1992-94). The 11-game win streak over Chicago (2019-24) was the longest by either team in the history of the series (10 straight by the Packers from 1994-98).

**Two years after he co-founded the Packers with Curly Lambeau, George Calhoun began writing a piece called The Dope Sheet, which served as the official press release from 1921-24.**



## POSTSEASON NOTES

- ▶ The Packers have made the postseason for the third consecutive season. Green Bay is **one of six NFL teams** to make the playoffs in each of the last three seasons (2023-25), joining Buffalo, Houston, the Los Angeles Rams, Philadelphia and Pittsburgh.
- ▶ Dating back to 2019, Green Bay has made the postseason six times, tied with Kansas City and Philadelphia for the **second-most postseason appearances in the NFL** over that span (Buffalo, seven).
- ▶ The Packers have made the postseason for the 38th time, the **most by a team in NFL history** (Dallas, 36).
- ▶ It is the 14th playoff appearance for Green Bay in 17 years, the **most in the NFL over that span**.
- ▶ Green Bay (37) is tied with New England for the **second-most postseason wins in league history** (San Francisco, 38).
- ▶ Dating back to realignment (2002), Green Bay **leads the NFC** with 17 playoff appearances.
- ▶ It is the franchise's 25th playoff appearance in the last 33 seasons (1993-2025), the **most in the NFL** over that span.
- ▶ The Packers have 13 wins in playoff road games, **No. 1 in the NFL** (Baltimore and Tennessee rank No. 2 with 11).
- ▶ Green Bay has played 32 road playoff games, the **most in the NFL** (Dallas and the L.A. Rams are tied for No. 2 with 27).
- ▶ The Packers have a 37-27 all-time record in the postseason, a .578 winning percentage that ranks **No. 3 in the NFL**:

Team	Postseason Winning Pct.
1. New England	.627 (37-22)
2. San Francisco	.609 (39-25)
<b>3. Green Bay</b>	<b>.578 (37-27)</b>
4. Baltimore	.563 (18-14)
5. Las Vegas	.556 (25-20)

- ▶ Green Bay has played the **third-most** postseason games in league history:

Team	Postseason Games
1. Dallas	67
2. Pittsburgh	65
<b>3. Green Bay</b>	<b>64</b>
4. San Francisco	61
5. New England	59

- ▶ The Packers are **one of five NFL teams** to score 1,400-plus points in the postseason.
- ▶ Green Bay has scored 1,602 points in the postseason, **No. 1 in NFL history** (STATS):

Team	Points Scored
<b>1. Green Bay</b>	<b>1,602</b>
2. Dallas	1,569
3. San Francisco	1,548
4. Pittsburgh	1,530
5. New England	1,433

- ▶ The Packers rank **No. 1** in postseason history in points per game (TruMedia):

Team	Points Per Game
<b>1. Green Bay</b>	<b>25.03</b>
2. San Francisco	24.97
3. New Orleans	24.52
4. New England	24.29

- ▶ The Packers have made the postseason for the third consecutive year (2023-25). Prior to missing the playoffs in 2017-18, Green Bay made the postseason in a franchise-record eight consecutive seasons:

Seasons	Consecutive Playoff Berths
<b>1. 2009-16</b>	<b>8</b>
2. 1993-98	6
3. 2001-04	4
4t. 2019-21	3
4t. 1965-67	3
4t. 1960-62	3

- ▶ The Packers rank **No. 7 in the NFL** in winning percentage (.406, 13-19) in road playoff games (TruMedia). Green Bay has the **most road playoff wins in the NFL**:

Team	Road Playoff Wins
<b>1. Green Bay</b>	<b>13</b>
2t. Baltimore	11
2t. Tennessee	11
4t. Dallas	10
4t. L.A. Rams	10

- ▶ From 2011-24, Green Bay made the postseason 11 times and over that span the team it lost to in the playoffs went on to the Super Bowl eight times, including five of the last six.
- ▶ Green Bay has played 27 home playoff games, **No. 6 in the league**. The Packers' 20 home playoff wins rank **No. 5 in the NFL**.
- ▶ Despite a loss in the 2024 Wild Card round, Green Bay still ranks in the **top 10 in the NFL** in a few Wild Card categories (TruMedia):

Team	Wild Card Wins
<b>1. Green Bay</b>	<b>11</b>
2t. Baltimore	9
2t. Philadelphia	9
2t. Seattle	9
2t. Tennessee	9

Team	Wild Card Games
1. Philadelphia	20
<b>2. Green Bay</b>	<b>17</b>
3t. Seattle	16
3t. Minnesota	16

Team	Wild Card Winning Pct.
1t. Baltimore	.750 (9-3)
1t. Carolina	.750 (3-1)
1t. Houston	.750 (6-2)
1t. San Francisco	.750 (6-2)
5. Jacksonville	.714 (5-2)
<b>6. Green Bay</b>	<b>.647 (11-6)</b>

Team	Wild Card Road Winning Pct.
1. Baltimore	.857 (6-1)
2. Washington	.800 (4-1)
3. L.A. Chargers	.600 (3-2)
<b>4t. Green Bay</b>	<b>.571 (4-3)</b>
4t. N.Y. Giants	.571 (4-3)
4t. N.Y. Jets	.571 (4-3)

- ▶ The Packers are 7-3 in the Wild Card round as the home team. Green Bay's seven home Wild Card wins are **tied for No. 1 in the NFL** (Buffalo, 7-1).





## HOW THEY HAVE FARED

From 1990-2019, the NFL had a 12-team playoff format and the Packers made postseason appearances as all six seeds. The league expanded to a 14-team playoff in 2020, and 2025 is the third time that Green Bay is the No. 7 seed (2023-24).

- ▶ In 2023, Green Bay became the first No. 7 seed to win after defeating the Dallas Cowboys, 48-32, in the Wild Card round.
- ▶ Dating back to 1990, Green Bay has been the No. 6 seed in the NFC two times (2010, 1993) and has a 5-1 record.
- ▶ Since 1990, the Packers have earned the No. 1 seed four times (2021, 2020, 2011, 1996).
- ▶ In 2019, the Packers were the No. 2 seed in the NFC for the fourth time and for the first time since 2014.
- ▶ A breakdown of the Packers' playoff seeds, and their postseason record as that seed, from 1990-2024:

### PLAYOFF SEED

No. 1	5 times (4-3)	No. 5	3 times (1-3)
No. 2	4 times (5-4)	No. 6	2 times (5-1)
No. 3	4 times (3-4)	No. 7	2 times (1-2)
No. 4	5 times (5-4)		

## IN PRIME TIME

- ▶ Green Bay played in six prime-time games during the regular season (**tied for No. 3 in the NFL**), including two of their last three contests. The Packers will play their seventh prime-time game on Saturday to **tie for the most in the league** (Baltimore and Kansas City). It is the third time since 2000 (2012, 2015) that Green Bay will play seven prime-time games in a season (including playoffs).
- ▶ The Packers are 2-3-1 in prime-time games this season, including 1-1-1 on the road.
- ▶ Green Bay has scored 149 points in prime time this year, **No. 5 in the NFL**.
- ▶ The Packers have averaged 30.33 points per prime time road game this season, **No. 5 in the league**.
- ▶ Under Head Coach **Matt LaFleur**, Green Bay is 24-14-1 in prime-time contests, a winning percentage of .628 that ranks **No. 5 in the league** since 2019 (TruMedia). The Packers' 24 wins in prime time are **No. 2 in the NFL** since 2019, trailing only the Kansas City Chiefs (27-11, .711).
- ▶ The Packers are 10-8-1 on the road in prime-time games since 2019, a .553 winning percentage that ranks **No. 6 in the NFL**. Green Bay's 10 wins on the road rank **No. 5 in the league** over that span.
- ▶ Green Bay is 14-6 at home in prime-time games since 2019, a .700 winning percentage that is **No. 6 in the league** over that span. The 14 home wins are **tied for No. 2 in the NFL** over that span.
- ▶ Under LaFleur (since 2019), Green Bay is 19-10-1 against conference opponents in prime-time games, a .650 winning percentage that is **No. 3 in the NFC and No. 5 in the NFL** over that span. The 19 conference wins are the **most in the NFL** over that span.
- ▶ The Packers are 9-4 in division prime-time games under LaFleur, a .692 winning percentage that ranks **No. 1 in the NFC North and No. 8 in the NFL** since 2019. Green Bay's nine division prime-time wins are **tied for No. 3 in the NFL** over that span.

- ▶ Green Bay is 3-2 in road division games played in prime time since 2019, a .600 winning percentage that is tied for **No. 1 in the NFC North** (Minnesota) and **No. 9 in the NFL**.
- ▶ Since 2019, the Packers rank **No. 3 in the NFL** in prime-time games in scoring offense (26.95) and **No. 5 in the league** in scoring margin (plus-5.21).
- ▶ Green Bay is plus-10 in turnover margin in prime-time games since 2019, **tied for No. 4 in the NFL**.
- ▶ Over his last 13 starts in prime time, QB **Jordan Love** has completed 267 of 429 passes (65.9 pct.) for 3,134 yards and 23 TDs with two INTs for a 106.1 passer rating. Love has posted a 110-plus passer rating in eight of those 13 games, including six of the last nine and three of five prime-time contests this season (113.9, 118.1, 134.2).
- ▶ Love ranked **No. 3 in the NFL** with a 106.8 passer rating in prime time this season (min. 50 pass att.):

### Player

### Passer Rating

1. Lamar Jackson, BAL	125.0
2. Drake Maye, NE	108.7
3. <b>Jordan Love, GB</b>	<b>106.8</b>
4. Justin Herbert, LAC	106.3
5. Sam Darnold, SEA	104.1

- ▶ Love's eight TD passes are **tied for No. 9 in the league** this season in prime time.
- ▶ RB **Josh Jacobs** has registered a rushing TD in eight of his last 10 prime-time games. Week 16 was the end of his streak of eight straight prime-time games with a rushing TD, the **longest streak by an NFL player** since the 1970 merger.
- ▶ Jacobs **tied for No. 3 in the NFL** with five rushing TDs in prime-time games this season.
- ▶ WR **Romeo Doubs** led the **NFL** in the regular season with five receiving TDs in prime-time contests. It was the most receiving TDs by a Packer in prime-time games since TE Robert Tonyan (six) and WR Davante Adams (five) in 2020.

## 2026 OPPONENTS

- ▶ **HOME:** Chicago (11-6)      Detroit (9-8)  
Minnesota (9-8)      Atlanta (8-9)  
Dallas (7-9-1)      Buffalo (12-5)  
Carolina (8-9)      Miami (7-10)  
Houston (12-5)
- ▶ **AWAY:** Chicago (11-6)      Detroit (9-8)  
Minnesota (9-8)      New England (14-3)  
New Orleans (6-11)      N.Y. Jets (3-14)  
Tampa Bay (8-9)      L.A. Rams (12-5)

- ▶ The Packers will play seven games against teams that made the postseason in 2025.
- ▶ Four of Green Bay's nine regular-season home games will come against 2025 playoff teams.
- ▶ The Packers have four games against 2025 division champions.
- ▶ Green Bay will have six contests against teams that won 11-plus regular-season games in 2025.
- ▶ The Packers will play 10 games against teams that posted records above .500 in 2025.

## REGULAR-SEASON NOTES

- ▶ This is the sixth time in seven seasons under LaFleur that the Packers have won nine-plus games (2019-21, 2023-25). Green Bay is **tied for No. 2 in the league** in seasons with nine-plus wins since 2019 (Buffalo ranks No. 1 with seven).
- ▶ The Packers have won six-plus games in 20 consecutive seasons (since 2006). Only the Steelers have a longer active streak (37 consecutive seasons).
- ▶ Green Bay finished the regular season with a 5-3 (.625) home record, its eighth straight season (2018-25) with a winning record at Lambeau Field. The Chiefs were the **only other NFL team** with a winning record at home each season from 2018-25.
- ▶ The Packers were 4-4-1 on the road, marking the fifth time in seven seasons under LaFleur that Green Bay finished with a record of .500 or better on the road.
- ▶ Dating back to 1933, this was the **first time** the Packers won four straight road games in a single season while not turning the ball over in any of the games.
- ▶ Green Bay finished 4-2 in division games in the regular season, a .667 winning percentage that **tied for No. 6 in the NFL** (five AFC teams tied for No. 1, 5-1, .833).
- ▶ The Packers (4-2) finished tied for the **best division record in the NFC North** this season (Minnesota, 4-2 / Chicago and Detroit, 2-4).
- ▶ The Packers have 19 zero-giveaway divisional games since 2019, **No. 1 in the NFL**. Green Bay is 17-2 in those contests.
- ▶ This was the first time Green Bay swept the season series against Detroit since 2020. The Packers split the season series with both Chicago and Minnesota this season.
- ▶ Dating back to the 1970 merger, this season was the first time the Packers played two games against a divisional opponent (Detroit) in a season and did not allow a sack or turn the ball over in either game.
- ▶ The Packers (2023-25) became the **first NFL team** since the merger to not turn the ball over or allow a sack in three straight Thanksgiving games.
- ▶ The Packers have won five of their last six Thanksgiving meetings against the Lions.
- ▶ The Packers are 55-28-1 in conference games since 2019, a .661 winning percentage that ranks **No. 1 in the NFC** and **No. 3 in the NFL**. Green Bay finished 7-4-1 in conference games during the 2025 regular season, a .625 winning percentage that ranked **No. 4 in the NFC**.
- ▶ Green Bay has a plus-37 turnover margin in conference play since 2019, **No. 1 in the NFC** and **No. 2 in the NFL** over that span (Pittsburgh, plus-45).
- ▶ The Packers allowed 20.8 points per conference game in the 2025 regular season, **No. 1 in the NFC** and **tied for No. 6 in the NFL**.
- ▶ Green Bay allowed fewer than 300 yards eight times this season (**tied for No. 8 in the NFL**), the most in a season by Green Bay since 2010 (nine).
- ▶ The Packers allowed a **league-low** 26 first-quarter points in 2025 (Seattle was No. 2 with 51). Per Elias, it was the fewest first-quarter points allowed by the Packers in a season since 1978 (20 points allowed). It was the fewest by an NFL team since the 2018 Cowboys (24).

- ▶ The Packers did not allow a point in the first quarter in the first five games of the 2025 season, the longest single-season streak by Green Bay since a six-game streak in 1995 (Weeks 1-4, 6), per Elias.
- ▶ Dating back to the 2024 season, the Packers have not allowed any points on an opening drive in 15 of the last 21 games. The Packers' streak of nine straight games (Week 16 of 2024 - Week 4 of 2025, Week 6 of 2025) was the **second-longest streak by Green Bay** behind only a 10-game streak in 2012 (Weeks 1-9, 11), dating back to 2000 (per TruMedia).
- ▶ Green Bay went 13 straight opening drives without allowing a touchdown (Weeks 15-18 of 2024, Weeks 1-4 and 6-10 of 2025). The last time the Packers had a longer stretch was 23 straight from December 2014 to October 2016 (STATS).
- ▶ Green Bay gave up 148 first-half points this season, **No. 4 in the NFL**.
- ▶ The Packers held nine of their opponents to 20 points or less this season, **No. 9 in the NFL**.
- ▶ The 2025 season was the **third time since 2000** (2001, 2019) that Green Bay held each of its first three opponents to less than 20 points (13, 18, 13).
- ▶ In 2024-25, the Packers held their opponents to 20 points or less 18 times, **No. 7 in the NFL** over that span.
- ▶ Green Bay allowed 25 or fewer points in 14 games this season, **tied for No. 4 in the NFL**, and in 26 games over the past two seasons (2024-25), **tied for No. 2 in the league** (Philadelphia was No. 1 with 29).
- ▶ The Packers allowed 24 or fewer points in 14 consecutive home games (Week 7 of 2024 to Week 14 of 2025). It was the **longest home streak by Green Bay** dating back to the 1970 AFL-NFL merger.
- ▶ Green Bay allowed 17.9 points per game at home this season, **No. 6 in the NFL**.
- ▶ The Packers allowed 21 or fewer points in seven of eight home games this season. It was the first time since 1996 that the Packers held their opponent to 21 points or less points in each of the first seven home contests.
- ▶ The Packers have won 15 of their last 21 games against teams from outside their division. Green Bay's streak of 11 straight wins against teams outside of the NFC North, which is the **longest streak by the Packers** in games played outside the division since the 1970 AFL-NFL merger (per Elias) and the longest streak by an NFC North team since divisional realignment in 2002, was snapped with a Week 3 loss at Cleveland.
- ▶ Green Bay gave up 145 total yards, posted five sacks and allowed 10 first downs in Week 12 vs. Minnesota, marking the first time the Packers had given up fewer than 150 yards, fewer than seven points and 10 or fewer first downs, and recorded five-plus sacks in a game since Dec. 21, 2014, at Tampa Bay.
- ▶ In Week 12, the Packers posted a season-high three takeaways and improved to 40-6 (.870) under Head Coach **Matt LaFleur** when they register multiple takeaways in a game.
- ▶ Dating back to 1978, the 4 yards allowed in the second half of Week 12 were the fewest given up in any half by Green Bay (per Elias).

- The Packers recorded three takeaways and 4 yards allowed in the second half of Week 12. Per Elias, the last NFL team to register three-plus takeaways and allow fewer than 5 total yards in a half was the Buffalo Bills against the Cleveland Browns on Dec. 12, 2004. The Bills had three takeaways and allowed 2 yards in the first half of that game.
- The Week 8 victory was just the **third time in team history** (all under LaFleur) that the Packers posted 35-plus points, 450-plus total yards, no turnovers and no sacks allowed in a game (Sept. 13, 2020, at Minnesota / Jan. 2, 2022, vs. Minnesota / Oct. 26, 2025, at Pittsburgh). It was just the third time that a team hit those marks against the Steelers (Washington on Nov. 17, 1991 / New England on Nov. 14, 2020).
- The Week 4 tie at Dallas (40-40) was the **second-highest-scoring tie in NFL history** (43-43, Oakland Raiders at Boston Patriots in Week 6, 1964). It was the first tie for Green Bay since Week 2 of 2018 vs. Minnesota. The game ended with nine consecutive scoring drives (by either team), the most consecutive scoring drives to end any game dating back to 1993.
- The Packers won five games this season by two-plus possessions, **tied for No. 9 in the NFL** (Los Angeles Rams and Seattle tied for No. 1 with eight).
- The Packers scored 27-plus points in nine games this season, **tied for No. 7 in the NFL**. Green Bay was 8-0-1 in those contests.
- The Packers scored 20-plus points in six of nine road games this season (**tied for No. 9 in the NFL**) and were 4-1-1 in those contests. Dating back to 2023, Green Bay has scored 20-plus points in 20 road games, **tied for No. 2 in the NFL** over that span (Baltimore, 23). The Packers' streak of scoring 20-plus points in 12 straight road games in the regular season, the **longest streak in team history** (STATS), came to an end in Week 3 at Cleveland in 2025.
- Green Bay averaged 13.2 points per game in the second half/OT this season, **No. 7 in the NFL**.
- The Packers' defense finished the regular season ranked in the **top 10 of the NFL** in yards per play (5.0, **No. 9**), yards per passing play (6.01, **No. 8**), goal-to-go percentage (68.97, **No. 9**), Next Gen Stat pressure rate (36.6, **No. 8**), NGS QB pressures (223, **No. 10**) and QB hits (98, **t-No. 9**).
- Green Bay allowed 101 explosive plays (12-plus-yard rushes / 16-plus-yard receptions) this season, **No. 10 in the NFL**.
- The Packers allowed 68 explosive passing plays, **tied for No. 10 in the league** this season.
- Green Bay allowed five or fewer explosive plays in 10 games this season. The Packers gave up zero explosive rushing plays in four contests this season and zero explosive passing plays in one game.
- The Packers allowed one or fewer explosive rush plays in eight games this season and were 6-2 in those contests.
- Green Bay finished **tied for No. 4 in the NFL** with an explosive-play differential of plus-27 this season and was **No. 3 in the league** with a plus-48 differential

- over the past two seasons (2024-25). The previous top single-season mark by Green Bay since 2000 was plus-21 in both 2000 and 2024.
- The Packers won the explosive-play differential in 12 games this season (tied with 2009 for the most by the Packers in a season dating back to 2000), tied in three games and lost in just two games this season. The Packers won the explosive-play differential in the first five games of the 2025 season, the **longest single-season streak by the Packers** since a five-game streak in 2009.
- Green Bay allowed fewer than 5 yards per play in 10 of 17 games this season.
- The Packers registered 26 NGS QB pressures at Arizona in Week 7, their **most in a game** dating back to 2016 (previous high was 24 at Chicago on Sept. 10, 2023).
- In the 2025 regular season, the Green Bay offense ranked near the top of the league in the following explosive categories: plays (128, **No. 6**), receptions (90, **tied for No. 5**), 20-plus-yard completions (58, **No. 6**), 50-plus-yard completions (four, **tied for No. 6**), 10-plus-yard rushes (57, **No. 6**).
- Dating back to 2024, the Packers rank in the top five of the NFL in explosive plays:

Team	Explosive Plays (Since 2024)
1. Detroit	284
2. Baltimore	281
<b>3t. Green Bay</b>	<b>264</b>
3t. Buffalo	264
5. Tampa Bay	255

- This season in the red zone, the Green Bay offense ranked at or near the top of the league in yards per play (3.5, **No. 1**), yards per carry (3.3, **No. 3**) and yards per pass attempt (4.0, **No. 8**).
- In third-and-long (7 or more yards) the Packers **led the NFL** in percentage (38.4) and tied New England for the league lead in opponent conversion percentage (15.4) this season. Dating back to 1995 (per STATS), the Packers are the only team to **lead the NFL (or tie for the league lead)** in both categories in the same season.
- The Green Bay offense finished in the **top 10 in the NFL** in the following categories this season:
 

Total yards per play	5.60	No. 10
Passing yards per play	7.40	No. 5
Interception rate	1.43	No. 6
Third-down percentage	48.8	No. 2
Goal-to-go percentage	80.8	t-No. 8
Giveaways	13	No. 3
Zero-giveaway games	8	t-No. 3
Games w/400-plus yards	4	t-No. 8
- Dating back to 1970, the 2025 Packers' third-down percentage (48.8) was the third best by Green Bay in a single season (49.4 in 2020 and 49.1 in 1995).
- Green Bay tied (1943, 1995, 2011, 2020 and 2021) the **single-season franchise record** for fewest fumbles in a season with six in 2025.
- The 13 giveaways by the Packers this season tied (2014, 2019, 2021) the **second-best mark in team history** (11 in 2020).

- The Packers rushed for a season-high 192 yards in Week 16 at Chicago, their most rushing yards in a game since Week 2, 2024 vs Indianapolis (261 rush yds).
- During the four-game winning streak from Weeks 11-14, the Packers scored TDs on nine of 11 red-zone drives (81.8 pct.) and converted 28 of 49 third downs (57.1 pct.).
- Green Bay posted a red-zone TD efficiency of 60-plus percent in 10 games this season.
- Green Bay has won 15 of its last 16 regular-season games when it does not have a giveaway. The Packers are 44-6 (.880) under LaFleur when they don't turn the ball over. The 50 zero-giveaway games since 2019 **lead the NFL** over that span (Philadelphia ranks No. 2 with 43; 36-7).
- Week 18 was the 26th time under LaFleur that the Packers did not turn the ball over on the road (22-4 record in those games), **tied for No. 1 in the league** since 2019.
- Green Bay's third-down percentage in Week 4 (71.4, 10 of 14) was the **second-best** mark in a game under LaFleur, trailing only the 72.7 percentage (8 of 11) vs. Detroit on Dec. 13, 2020.
- Eight different Packers led or tied for the team lead in receiving yards for at least a game this season (**Matthew Golden** in Weeks 3, 6 and 15 (tied with Reed) / **Josh Jacobs** in Weeks 4 and 10 / **Jakobie Keeney-James** in Week 18 / **Tucker Kraft** in Weeks 2 and 8 / **Romeo Doubs** in Weeks 1, 7, 9, 11 and 16 / **Jayden Reed** in Week 15 (tied with Golden) **Christian Watson** in Weeks 12, 14 and 17 / **Dontayvion Wicks** in Week 13).
- In Week 4, the Packers gained 32 first downs, **tied for the third most in a game in team history** behind only the 37 at Philadelphia on Nov. 11, 1962, and the 35 at the N.Y. Jets on Dec. 23, 2018.
- QB **Jordan Love** tied for **No. 5 in the NFL** this season in games with a passer rating of 110-plus (six), trailing Jared Goff (seven), Drake Maye (eight), Sam Darnold (eight) and Matthew Stafford (eight).
- Love is 13-0-1 as a starter when he has a 115-plus passer rating.
- Love **tied for No. 6 in the NFL** in games with a 100-plus passer rating this season (eight) and Green Bay was 7-0-1 in those contests. Love posted four of those on the road, **tied for No. 5 in the league**.
- Love had a combined 112.9 rating in the five NFC North contests he played in this season (73 of 111 for 872 yards and nine TDs with one INT), ranking **No. 3 in the NFL** in passer rating in division games in 2025 (Maye, 121.4; Stafford, 114.2).
- Love finished the regular season in the **top 10 of the NFL** in the following passing categories:
 

Passer rating	101.2	No. 5
TD percentage	5.2	No. 7
Average gain	7.70	No. 7
Interceptions	6	t-No. 2
Interception percentage	1.4	No. 5
Avg. pass length	8.82	No. 4
Avg. pass length, comp.	6.43	No. 7
TD/INT ratio	3.8	No. 6
25-plus-yard completions	30	No. 8

- Love has registered 102 passing plays of 25-plus yards since 2023, **tied for No. 2 in the NFL over that span** (Goff, 107).
- Love (981) passed QB Don Majkowski (889, 1987-92) for the **fifth-most completions in franchise history**. QB Lynn Dickey (1976-77, 1979-85) holds the **No. 4** spot with 1,592 completions.
- Love is the **sixth QB in franchise history** with 75-plus career TD passes (83).
- Dating back to 1970, Love is the **only NFL QB** to have a 120-plus passer rating (min. 15 pass att.) in three Thanksgiving games (2023-25).
- Love is the **first Packers QB since 1950** to lead the team to three wins on Thanksgiving.
- In Week 14, Love threw three TD passes of 20-plus yards (23, 45, 41) for the **first time in his career**, becoming the first Green Bay QB to do so in a game since Aaron Rodgers (Week 7 vs. Oakland in 2019).
- Love played in his 50th NFL game in Week 9 and became just the **fourth QB in NFL history** with 10,000-plus passing yards (10,225), 70-plus passing TDs (73) and fewer than 30 INTs (28) in his first 50 games, joining Patrick Mahomes, Russell Wilson and Dak Prescott as the only QBs to hit those marks.
- Love went over the 10,000-yard passing mark for his career in Week 9 and did so on the 1,308th passing attempt of his career to become the **second fastest to 10,000 passing yards in team history** (Rodgers, 1,299 attempts).
- In Week 8 at Pittsburgh, Love became the **first quarterback in franchise history** to hit the following marks in a single game: 350-plus passing yards, three-plus passing TDs, zero INTs, zero sacks, 75-plus completions percentage and 9.5-plus yards per attempt.
- In Week 8, Love joined Rodgers and Brett Favre (twice) as the **only Packers quarterbacks** with 350-plus passing yards, zero interceptions, and zero sacks taken in a single game.
- Love recorded 20 straight completions from the second quarter to the fourth quarter in Week 8, **tied for the franchise record** (Favre, Week 12, 2007).
- Love became the **fifth NFL quarterback** with 1,750-plus passing yards, 13-plus passing TDs, two or fewer INTs, a 70-plus percent completion percentage and an average of 8-plus passing yards per attempt through the first seven games of a season (Matt Ryan, 2018 / Drew Brees, 2018 / Alex Smith, 2017 / Tom Brady, 2007).
- Love was **one of three NFL quarterbacks** to post 70-plus passing TDs (71) and 25 or fewer INTs (25) in his first 40 career starts (Lamar Jackson, 70/21 and Mahomes, 101/19).
- Love recorded 16 games with multiple passing TDs/zero INTs in his first 40 starts, **No. 2 in the NFL** (Patrick Mahomes, 19). Love **tied for No. 5 in the league** this season with six such games.
- Love made his 35th career start in Week 2 and became just the **fifth NFL quarterback** to post 60-plus TD passes (62) and fewer than 25 interceptions (23) in his first 35 pro starts, joining Jackson, Mahomes, Rodgers and Carson Wentz.



- ▶ Love posted 14 career starts with multiple TD passes (two) and no INTs in his first 35 starts. That ranked **No. 3 in NFL history by a QB in his first 35 starts** behind only Mahomes (16) and Brock Purdy (15).
- ▶ In Week 4 at Dallas, Love **became the first player in team history** with 30-plus completions, 300-plus passing yards, three-plus TD passes, zero INTs and 25-plus rushing yards in a game.
- ▶ Love's streak of consecutive passing attempts without an INT ended at 249 in Week 3, the **sixth-longest streak in team history** behind Rodgers (402, 277, 257, 251) and QB Bart Starr (294).
- ▶ From Week 12 of 2024 through Week 2 of 2025, Love posted nine straight games without an INT (min. 10 att.), which **tied the longest streak by a Packer since the 1970 merger** (Rodgers, nine straight in 2018).
- ▶ Love posted **three of the top eight passer ratings as a starter of his career** (including the postseason) this season (No. 2 was 134.2 in Week 8 / No. 5 was 128.6 in Week 1 / No. 8 was 124.2 in Week 13).
- ▶ Since 2024, QB **Malik Willis leads the NFL** (min. 50 pass att.) in passer rating (134.6), completion percentage (78.7) and passing yards per attempt (10.9), and is **tied for the league lead** in TD-INT ratio (9-0).
- ▶ In Week 17, Willis started for an injured Love and became the **first player in NFL history** to post 275-plus passing yards (288), a completion percentage (min. 15 att.) of 85-plus (85.7), a passing TD, 60-plus rushing yards (60) and multiple rushing TDs (two) in the same game.
- ▶ Willis became the **third player in team history** to post a TD pass of 35-plus yards and a TD run of 20-plus yards in the same game (Week 17), joining Cecil Isbell (Sept. 29, 1940) and Tobin Rote (Dec. 2, 1951), per Elias.
- ▶ In Week 17, Willis posted career highs for passing yards (288), passing completions (18), completion percentage (85.7) and rushing TDs (two) while his 134.6 passer rating was the third highest of his career.
- ▶ In Week 17, Willis became only the **second NFL quarterback** dating back to 1978 to register a passing TD, a rushing TD, a completion percentage of 100.0 (min. five attempts) and a perfect passer rating (158.3) in a first half (Bears QB Jim Harbaugh at Phoenix on Oct. 28, 1990), per Elias.
- ▶ Willis became the **first Packer** dating back to 1978 to register two completions of 35-plus yards on an opening drive (per Elias) in Week 17. Willis became just the second NFL quarterback since 2000 to accomplish the feat on an opening drive (Mahomes vs. Arizona on Nov. 11, 2018, and vs. Houston on Oct. 13, 2019).
- ▶ Willis recorded five completions of 30-plus yards in Week 17, the **most by a Packer** since Rodgers recorded five vs. New England on Nov. 30, 2014.
- ▶ Willis came on in relief of an injured Love in Week 16 at Chicago, completing 9 of 11 passes for 121 yards and a TD for a passer rating of 142.8. Willis has posted the top-five passer ratings of his career since joining the Packers in 2024 (152.9, 134.6, 126.8, 120.9), with three coming as a starter.

- ▶ RB **Josh Jacobs** finished the regular season ranked **near the top of the NFL** in rushing TDs:

Player	Rushing Touchdowns
1. Jonathan Taylor, IND	18
2. Derrick Henry, BAL	16
3. Josh Allen, BUF	14
<b>4t. Josh Jacobs, GB</b>	<b>13</b>
4t. Jahmyr Gibbs, DET	13

- ▶ Jacobs is **tied for No. 4 in the NFL** with 28 rushing TDs since 2024.
- ▶ Since 2024, Jacobs **leads the NFL** with 23 rushing TDs in goal-to-go situations.
- ▶ Jacobs had a rushing TD in 10 games this season (**tied for the league high**).
- ▶ With 28 rushing TDs as a Packer, Jacobs moved past RB Eddie Lacy (20 in 2013-14) for the **most rushing TDs by a player in his first two seasons with the team**.
- ▶ Jacobs (28) is a rushing TD away from tying John Brockington and Rote (29) for **No. 9 in franchise history**.
- ▶ Jacobs has 74 career rushing TDs, **No. 3 among active players** (Bills QB Josh Allen, 79 / Ravens RB Derrick Henry, 122).
- ▶ Jacobs had three games with multiple rushing TDs this season, **tied for No. 7 in the NFL**. His six games with multiple rushing TDs over the last two seasons (2024-25) **tied for No. 6 in the NFL** over that span. Jacobs has 18 career games with two-plus rushing TDs, **No. 2 in the NFL** since 2019 (Henry, 28).
- ▶ Jacobs posted a rushing TD in a **franchise-record** (since 1933) 10 consecutive home games (Week 9 of 2024 to Week 14 of 2025), per Elias. Jacobs has posted 13 rushing TDs in the last 11 games he has played at Lambeau Field.
- ▶ Jacobs is the **only player in the NFL** to post 1,100-plus yards from scrimmage and six-plus scrimmage TDs in each of the last seven seasons (2019-25). He is **one of six players in NFL history** to hit those marks in each of his first seven seasons in the league (Eric Dickerson, Adrian Peterson, Emmitt Smith, LaDainian Tomlinson and Ricky Watters).
- ▶ Jacobs is the **fifth NFL player since 2000** with at least 1,100 scrimmage yards in each of his first seven seasons, joining Matt Forte, Alvin Kamara, Peterson and Tomlinson.
- ▶ Jacobs posted three straight games with multiple rushing TDs in the same season for the first time in his career (Weeks 4, 6-7, 2025). Jacobs was the **first Packer to do so since Jim Taylor in 1961**. Over the last 20 seasons, only Tomlinson had a longer streak in the NFL (eight games).
- ▶ Jacobs had a rushing TD in six consecutive games (Week 4 and Weeks 6-10, 2025), **tied for the third-longest streak in team history** behind his own 10-game streak (2024-25) and Paul Hornung's seven-game streak in 1960.
- ▶ Jacobs posted a rushing TD in 11 consecutive games (including the playoffs) from Week 11 of the 2024 season through Week 2 of this season. It **tied for the**

**second-longest streak** in the NFL since 2000 behind only Tomlinson (12 straight in 2004).

- ▶ Jacobs is **one of four players in NFL history** to post 7,500 rushing yards, 70-plus rushing TDs, 250-plus receptions and 2,000-plus receiving yards in his first seven seasons (Barry Sanders, Smith and Tomlinson).
- ▶ In Week 10, Jacobs became the **sixth player since 2000 with a rushing touchdown in 50 of his first 100 career games**, joining Tomlinson (64 games), Peterson (60), Shaun Alexander (58), Ezekiel Elliott (52) and Henry (50).
- ▶ Jacobs' 25 rushing TDs as a Packer were the **most in team history by a player in his first 25 games with the team**. Jacobs **tied for No. 3 in NFL history for the most rushing TDs by a player in his first 25 games with a team** behind only RBs Michael Turner (27 with Atlanta) and Jim Brown (26 with Cleveland), per Elias.
- ▶ Jacobs joined FB Taylor (three straight, 1960-62) as the **only players in team history with 10-plus rushing TDs in back-to-back seasons**. Jacobs (two), Taylor (three) and RB Ahman Green (two) are the **only players with multiple 10-plus rushing-TD seasons in franchise history**.
- ▶ Jacobs recorded 150-plus yards from scrimmage in two straight games (150 vs. Cincinnati in Week 6 and 157 at Dallas in Week 4), the first Packer to do so in a single season since Green in 2003 (Weeks 9-10).
- ▶ Jacobs became the **third player since the 1970 merger** (Tomlinson in 2006 and Priest Holmes in 2002) to register 80-plus rushing yards, two-plus rushing TDs and 50-plus receiving yards in consecutive games (Weeks 4 and 6).
- ▶ In Week 4, Jacobs became just the **third Packer** to post 85-plus rushing yards, 70-plus receiving yards and multiple rushing TDs in a game, joining RBs Dorsey Levens (at Indianapolis on Nov. 16, 1997) and Aaron Jones (at Dallas on Oct. 6, 2019).
- ▶ RB **Emanuel Wilson** made his first start in the NFL in Week 12 and posted career highs for rushing attempts (28), rushing yards (107) and rushing TDs (two). Wilson added 18 receiving yards for a career-best 125 yards from scrimmage on the day. Wilson became just the **second Packer since the 1970 merger** (Samkon Gado, Nov. 13, 2005) to post 100-plus rushing yards and multiple rushing TDs in his first NFL start.
- ▶ WR **Christian Watson** (three) is the **fourth player in Packers history** with five-plus receiving TDs in at least three of his first four career seasons, joining Don Hutson (four), Antonio Freeman (three) and Max McGee (three).
- ▶ Watson had three TD receptions of 35-plus yards this season, the most by a Packer in a season since Watson registered three of 35-plus yards in 2022.
- ▶ WR **Romeo Doubs** led the team in receptions (55), receiving yards (career-high 724) and receptions of 20-plus yards (12, passing career high of eight from 2024) this season.
- ▶ Doubs posted 50-plus receiving yards in three consecutive games (Weeks 4, 6-7) for the first time in his career.
- ▶ Doubs posted a career-high three receiving TDs in Week 4 (six receptions, 58 receiving yards). He is one

of three Packers players with three-plus receiving TDs in a game against the Cowboys all-time, joining WRs Sterling Sharpe (Week 13, 1994) and Watson (Week 10, 2022).

- ▶ DL **Rashan Gary** had 7.5 sacks this season, bringing his career total to 46.5 to pass LB Preston Smith (44.0) for **No. 6 in franchise history**. He trails DL Aaron Kampman (54.0) for No. 5 and LB Tim Harris (55.0) for No. 4.
- ▶ CB **Keisean Nixon** tied for **No. 6 in the NFL** this season in passes defended:

Player	Passes Defensed
1t. Michael Jackson, CAR	19
1t. Riley Moss, DEN	19
3t. Tyson Campbell, CLE	18
3t. Emmanuel Forbes, LAR	18
3t. D.J. Turner, CIN	18
<b>6t. Keisean Nixon, GB</b>	<b>17</b>
6t. Kamari Lassiter, HOU	17
6t. Kool-Aid McKinstry, NO	17
6t. Quinyon Mitchell, PHI	17
10. Cooper DeJean, PHI	16

- ▶ Nixon posted five games this season with multiple passes defended, **tied for No. 3 in the league**. Nixon's five games with multiple passes defended were the most by a Packer in a season since CB Jaire Alexander (five) in 2019.
- ▶ Nixon's 17 passes defended were the most by a Packer in a season since Alexander posted 17 in 2019.
- ▶ Nixon and DL **Kingsley Enagbare** were the **only defensive teammate tandem in the NFL** to both play in every regular-season game from 2022-25.
- ▶ LB **Quay Walker** is **one of four NFL players** with 2.5-plus sacks and 100-plus tackles in each of the last three seasons (2023-25).
- ▶ Walker had a streak of six straight games (Weeks 1-4, 6-7) with eight-plus tackles that **tied for the longest by a Packer** since 2000 (LB Blake Martinez, 2017).
- ▶ According to TruMedia, LB **Edgerrin Cooper** (4.67) ranks **No. 7 in the NFL** this season in lowest average offense yards gained when the player made the tackle (min. 100 tackles).
- ▶ In Week 18 at Minnesota, DL **Barryn Sorrell** became the **first Green Bay rookie dating back to 2000** to register eight-plus tackles, a sack and a fumble recovery in a game. He became the **first Green Bay defensive lineman** to hit those marks in a game since Vonnie Holliday did so at Tennessee on Dec. 16, 2001.
- ▶ P **Daniel Whelan** set the **single-season franchise records** for gross punting average (51.7) and net punting average (43.9 avg.), Whelan's 51.7-yard punting average was the third-best single-season mark by an NFL punter (min. 40 punts) behind Ryan Stonehouse (53.10 in 2022 and 53.06 in 2023)
- ▶ Since the 1970 NFL-AFL merger, Whelan is the only Green Bay punter to **lead the league** in gross punting average.
- ▶ Whelan's 50.8-yard net average in Week 18 at Minnesota was the **second-best mark by an NFL player since 2000** in games with eight-plus punts behind only Johnny Hekker's 52.9-yard net average on eight punts at New England on Dec. 4, 2016.

## AWARDS AND HONORS

## PRO BOWL

DL **Micah Parsons** was selected to his fifth consecutive Pro Bowl, becoming the first defensive player to be named to the Pro Bowl in each of his first five career seasons since former Los Angeles Rams DL Aaron Donald (10).

- ▶ Parsons is **tied for No. 5 in the NFL** in sacks this season (12.5).
- ▶ Parsons is the **only NFL player** (since 1982) with 12-plus sacks in each of his first five seasons (2021-25).
- ▶ Parsons is **tied for No. 1 in the league** this season in sacks in the fourth quarter/overtime (eight).
- ▶ Parsons (65.0) ranks **No. 5 in the NFL for sacks by a player in their first five seasons** since 1982, trailing Reggie White (81.0), J.J. Watt (74.5), T.J. Watt (72.0) and Derrick Thomas (66.0).
- ▶ Parsons (65.0), who is 26 years old, has the **fifth-most sacks by a player under the age of 27 since 1982**. Only J.J. Watt (74.5 sacks), Myles Garrett (72), White (70) and Derrick Thomas (66) have more.
- ▶ Parsons has 18 career games with two-plus sacks, the **fourth-most games with at least two sacks by a player in their first five seasons** since 1982. Only White (24), J.J. Watt (21) and Richard Dent (19) have more.
- ▶ Parsons ranks in the **top five of the NFL** this season in NGS QB pressures (83, **No. 1**), NGS pressure rate (21.3 pct., **No. 2**) and QB hits (26, **t-No. 5**).
- ▶ Dating back to 2016 when pressures were first tracked by NGS, Parsons' 83 pressures are the **most by a Packer in a single season** (73 by LB Za'Darius Smith in 2019 was the previous high).

## IN-SEASON AWARDS

- ▶ Love earned **NFC Offensive Player of the Week** for games played in Week 13 (November 27-28, November 30, December 1). It was the fourth career Offensive Player of the Week award for Love and second this season (Week 8, Oct 23, 26-27). Love is the third Packers quarterback to win the award four times (2023: Weeks 17, 18 / 2025: Week 8, 13), joining Aaron Rodgers (14-time winner) and Pro Football Hall of Famer Brett Favre (12). Love is the only former Utah State player to win four Player of the Week awards.
- ▶ Love was selected the **FedEx Air Player of the Week** via fan vote for his performances in Week 8 and in the win on Thanksgiving at Detroit in Week 13. FedEx will proudly offer a \$2,000 donation for each win in Love's name to Feeding America for a local food bank in Green Bay.
- ▶ Parsons was named **NFC Defensive Player of the Month for October** (Weeks 5-8). Parsons was the only player in the NFC in the month of October to record three sacks in a game (Week 8 at Arizona) and finished the month with four sacks, tied for No. 2 in the NFC and five tackles for loss, tied for No. 3. Green Bay was the only NFC team to go undefeated (3-0) from Weeks 5-8. The award marks Parsons' second career Player of the Month honor (September 2023 with Dallas). He is the first Packer to win Defensive Player of the Month since Xavier McKinney (October 2024). Parsons is the second former Penn State defensive player to earn multiple Defensive Player of the Month awards, joining Sean Lee.
- ▶ Parsons earned **NFC Defensive Player of the Week** honors for his performance in Week 7 at Arizona. It was the fourth career Defensive Player of the Week award for Parsons and first as a Packer (2021: Week 8 / 2022: Week 5 / 2023: Week 2). Parsons is the third Packers defensive lineman to earn the honor in the past 20 seasons (2006-25), joining Aaron Kampman (twice) and Dean Lowry. Parsons ties Cameron Wake (four-time winner) for the most Defensive Players of the Week awards won by a former Penn State player.

## NFL WALTER PAYTON MAN OF THE YEAR AWARD

The Green Bay Packers announced on Dec. 4 that QB **Jordan Love** was selected as the team's club winner for the **2025 Walter Payton Man of the Year Award**. The award is the league's most prestigious honor, recognizing players who excel on the field and demonstrate a com-

mitment to making a positive impact beyond the game. All 32 club winners will be recognized for their achievements during the week leading up to Super Bowl LX in the Bay Area. The national winner of the 2025 Walter Payton NFL Man of the Year Award will be announced during NFL Honors, a primetime awards special airing on Thursday, Feb. 5. In May 2024, Love launched his foundation, Hands of 10ve, to empower children from all backgrounds to participate in sports, raise awareness about mental health and suicide prevention and foster stronger relationships between law enforcement and the communities they serve – all causes deeply personal to him. Through 10ve for Cleats, a Hands of 10ve initiative, Love donates cleats to an entire youth sports team for every touchdown scored during the season. In its first year, the program donated more than 1,300 pairs of cleats to 26 Wisconsin teams, and it is now expanding to include his hometown of Bakersfield, Calif. Hands of 10ve also hosts annual impact events including the Green Bay Charity Softball Game, youth football camps in Bakersfield and Milwaukee, winter coat drives and holiday shopping sprees for local children. Throughout his career, Love has participated in fundraising initiatives for the Salvation Army of Greater Green Bay, Rawhide Youth Services and the Vince Lombardi Cancer Foundation, using his platform to advance their missions and make a tangible difference. A steadfast advocate for mental health awareness, Love has sponsored community walks in Brown County and Kern County to raise visibility for organizations dedicated to suicide prevention and supporting those affected by loss. In April, Love visited the Kern County Youth Detention Center in Bakersfield to share a message about resilience and the importance of making positive choices, ultimately surprising each at-risk youth attendee with a \$20,000 scholarship toward trade school or college. Within the law enforcement community, Love has raised awareness and funds for the Bakersfield Police Activities League (PAL) through the NFL's My Cause My Cleats initiative and has served as a keynote speaker at conferences, encouraging open dialogue around mental health while actively working to build stronger, more compassionate relationships between officers and the communities they serve.

## NFL SALUTE TO SERVICE AWARD

The Green Bay Packers nominated T/G **Darian Kinnard** as their **2025 Salute to Service Award** nominee. Each year, the award recognizes NFL players, coaches, staff and alumni who have demonstrated a commitment to honoring and supporting military and veteran communities. Growing up in a family with strong military ties – including his great-grandfather who served as a paratrooper and his mother who worked as a registered nurse at a VA hospital – Kinnard learned from an early age the importance of honoring and thanking servicemembers. In his first season with Green Bay, Kinnard spent time with children whose parents deployed in May with the Army National Guard's 2-127th unit.

## ART ROONEY SPORTSMANSHIP AWARD

The Green Bay Packers nominated QB **Jordan Love** for the **twelfth annual Art Rooney Sportsmanship Award**. The award is presented each year to an NFL player who best demonstrates the qualities of on-field sportsmanship, including fair play, respect for the game and opponents and integrity in competition. Created in 2014, the award honors the late founding owner of the Pittsburgh Steelers and Pro Football Hall of Famer Art Rooney Sr. A panel of former players from the NFL Legends Community will select eight finalists (four in the AFC and four in the NFC) from the 32 nominees. The eight finalists will be listed on the Pro Bowl ballot under the NFL Sportsmanship Award category when players vote in December.

## ED BLOCK COURAGE AWARD

WR **Christian Watson** was named the Packers' 2025 winner of the Ed Block Courage Award, which is voted on by the players and recognizes a teammate who best exemplifies commitments to the principles of sportsmanship and courage. Each team recognizes an annual recipient for his professionalism, strength and dedication, and for being a role model in the community.

## THE DOPE ON THIS WEEK'S OPPONENT:

### Packers at Bears:

**All-time, regular season:** 108-96-6  
**All-time, postseason:** 1-1 (1-1 at Chicago)  
**All-time, at Chicago (regular season):** 54-53-2  
**Streaks:** Green Bay has won 17 of the last 20 regular-season matchups.  
**Last meeting, regular season:** Dec. 20, 2025, Soldier Field, Bears won, 22-16 (OT)



## COACHES CAPSULES

**Matt LaFleur:** 76-40-1, .654; (3-5 postseason); 7th NFL season

**Ben Johnson:** 11-6, .647; (0-0 postseason); 1st NFL season

**Head to Head:** LaFleur 1-1 vs. Johnson

**vs. Opponent:** LaFleur 12-2 vs. Bears; Johnson 1-1 vs. Packers

**MATT LAFLEUR...**In his seventh season as the Packers' 15th head coach.

- Is in his 17th season in the NFL, having previously served as an offensive coordinator for two seasons (Los Angeles Rams, 2017; Tennessee Titans, 2018), a quarterbacks coach for six seasons (Washington Redskins, 2010-13; Atlanta Falcons, 2015-16), and an offensive assistant for two seasons (Houston Texans, 2008-09).
- In his first seven seasons leading the Packers, has authored one of the greatest starts to a head-coaching career in NFL history. Per the Elias Sports Bureau, his 76 regular-season wins are tied for the second most in league history by a head coach in his first seven seasons in the NFL, trailing only George Seifert (86 in 1989-95). Green Bay's 76-40-1 regular-season record since 2019 is No. 3 in the NFL and ranks No. 1 in the NFC.
- Became the first coach in NFL history to post 13-plus wins in three straight seasons and his 39 wins from 2019-21 passed Seifert (38) for the most wins by an NFL head coach in his first three seasons in the league (Elias). His 39 wins are also tied for the second most by a coach over any three-season span in league history, trailing only Andy Reid's 40 wins with the Kansas City Chiefs from 2020-22 and Mike Ditka's 40 wins with the Chicago Bears from 1985-87 (Elias).
- Led Green Bay to the playoffs this season for the sixth time in seven years (tied for No. 2 in the NFL over that span), guiding the two youngest playoff teams in the NFL since 1980 in 2023 (weighted age of 25.25) and 2024 (25.72).
- In his first season leading the Packers in 2019, became the first coach in club history to guide the team to the playoffs in his debut season. Also led the largest one-year win improvement in team history (plus-seven wins).

**BEN JOHNSON...**In his first season as the Bears' 18th head coach.

- Has 13 years of NFL experience, having previously spent six seasons with the Detroit Lions (2019-24), where he most recently served as the offensive coordinator from 2022-24, and seven seasons with the Miami Dolphins (2012-18), where he served as the WRs coach in 2018.
- In his first season in Chicago, led the Bears to their first NFC North title since 2020 and their most regular-season wins (11) since 2018.
- Has helped Chicago lead the NFL in total takeaways (33) and turnover differential (plus-22) in his first season as head coach.
- In 2024, helped guide a Lions' offensive unit that set a franchise record with 409.5 yards per game and led the NFL with 32.4 points per game and 68 offensive touchdowns.
- Detroit finished in the top five in the NFL in total offense in each of his three seasons as the offensive coordinator.
- Was named a finalist for *The Associated Press'* Assistant Coach of the Year award in 2023 after Detroit finished No. 2 in the NFL in total offense and passing offense, and reached the NFC Championship for the first time since 1991.

## THE PACKERS-BEARS SERIES

- These two franchises have met 212 times (regular season and postseason), which is the most in NFL history. Green Bay's 108 regular-season wins over Chicago are the team's most over any opponent.
- This is the third time Green Bay and Chicago have met in the postseason, with the most recent matchup following the 2010 season. The Packers beat the Bears, 21-14, at Soldier Field to earn a berth in Super Bowl XLV.
- Green Bay is 12-2 against Chicago since Matt LaFleur took over as head coach in 2019.

## LAST MEETING, REGULAR SEASON

Dec. 20, 2025, Soldier Field, Bears won, 22-16 (OT)

- Packers QB Malik Willis completed 9 of 11 passes for 121 yards and a TD and added 44 rushing yards on 10 carries (4.4 avg.) in relief of an injured Jordan Love (concussion).
- Packers RB Emanuel Wilson rushed for 82 yards on 14 carries (5.9 avg.).
- Bears WR DJ Moore caught five passes for 97 yards (19.4 avg.) and a TD.
- Bears QB Caleb Williams completed 19 of 34 passes for 250 yards and two TDs and added 30 rushing yards on three carries (10.0 avg.).

## NOTABLE CONNECTIONS

**Packers players and staff from Illinois:** WR Jayden Reed was born in Chicago and attended Naperville Central (Ill.) High School as a senior...DL Lukas Van Ness was born in Elgin, Ill., and attended Barrington (Ill.) High School...S Xavier McKinney was born in East St. Louis, Ill. ...OL coach Luke Butkus was born in Steger, Ill., and attended Bloom Trail (Ill.) High School...Special teams quality control coach Cory Harkey was born in Chicago...**Packers players and staff who played college football in Illinois:** Butkus played at the University of Illinois from 1999-01...Senior personnel executive Lee Gissendanner played wide receiver at Northwestern from 1990-93...Assistant director of college scouting Patrick Moore played at Illinois Wesleyan...**Packers coaches who have coached in Illinois:** Butkus served as an offensive line coach at the University of Illinois in 2012 and from 2016-18...Strength and conditioning assistant Todd Hunt was an assistant strength and conditioning coach at the University of Illinois in 2018...Defensive line/run game coordinator DeMarcus Covington was on the coaching staff at Eastern Illinois in 2016...**Packers staff with connections to Illinois:** Vice president of player health and performance Bryan Engel is from Hanover Park, Ill., and attended the University of Illinois...Moore was the OL coach at Illinois Wesleyan in 1997...Coaching operations coordinator Joe McKillip worked in football operations and recruiting at Northern Illinois from 2011-12...**Bears with connections to Wisconsin:** LB T.J. Edwards played at Wisconsin from 2014-18...Assistant strength and conditioning coach Mark Philippi is from Menomonee Falls, Wis., where he attended Menomonee Falls High School...**Former Bears:** DL Jonathan Ford played for the Bears for a portion of the 2024 season and the 2025 season, appearing in 12 games...Butkus attended training camp with the Bears in 2002 and served as an offensive assistant/assistant OL coach from 2007-09...TEs coach John Dunn was a football assistant for the Bears in 2016 and an offensive assistant for the team in 2017...Senior assistant Luke Getsy was the Bears' offensive coordinator from 2022-23...**Former Packers:** DB Jonathan Owens played in all 17 games and both postseason contests for the Packers in 2023...Assistant DBs/safeties coach Matt Giordano played for the Packers in 2009...Pass game coordinator/DBs coach Al Harris played for the Packers from 2003-09 and was inducted into the Packers Hall of Fame in 2021...**Notable NFL connections:** Packers head coach Matt LaFleur was the Atlanta Falcons' QBs coach for two seasons (2015-16) when Bears' LBs coach Richard Smith was the defensive coordinator...Bears DL Grady Jarrett played for the Falcons when LaFleur was on the coaching staff...LaFleur was on the Houston Texans' coaching staff and Packers offensive coordinator Adam Stenavich played for the Texans when Smith was the defensive coordinator from 2008-09...LaFleur and Bears special teams coordinator Richard Hightower were both on the Washington Redskins' coaching staff for four seasons (2010-13)...LaFleur was the Los Angeles Rams' offensive coordinator in 2017 when Bears senior defensive assistant Bill Johnson was on the



coaching staff...LaFleur was the Tennessee Titans' offensive coordinator in 2018 when Bears DB Kevin Byard III played there...Byard was teammates with Packers QB Malik Willis, TE Josh Whyle and LS Matt Orzech during his time with the Titans...Packers defensive coordinator Jeff Hafley and DBs coach Ryan Downard were on the Cleveland Browns' coaching staff with Hightower in 2014...Bears TE coach Jim Dray played for the Browns when Hafley and Downard were on the coaching staff from 2014-15...Bears head coach Ben Johnson was on the Miami Dolphins' coaching staff when Packers WRs coach Ryan Mahaffey spent the offseason there in 2012 during his playing career...Bears defensive coordinator Dennis Allen was on the New Orleans Saints' coaching staff from 2006-07 when Packers executive vice president/director of football operations Russ Ball was the Saints' vice president of football administration...Packers DL Arron Mosby and Bears WR DJ Moore played together with the Carolina Panthers in 2022...Harkey crossed paths with Bears LB Tremaine Edmunds, C Ryan Bates, QB Case Keenum and DB Nick McCloud during his time on the Buffalo Bills' coaching staff from 2022-24...Packers T/G Darian Kinnard and Bears DB C.J. Gardner-Johnson played together with the Philadelphia Eagles in 2024...Harkey played for the St. Louis Rams and Packers RBs coach Ben Sirmans served in the same role when Giordano played there in 2013...Keenum was teammates with Packers QBs coach Sean Mannion with the Rams in 2016 and with Harkey from 2014-16...McKinney overlapped with Bears assistant special teams coach Anthony Blevins and DB Nick McCloud during his time with the N.Y. Giants...Hightower and Dray were on the San Francisco 49ers' coaching staff when Hafley and Packers assistant DL coach Vince Oghobaase coached there...Hightower also overlapped with Stenavich during his time with the 49ers...Bears OL Joe Thuney played for the New England Patriots when Covington was on the coaching staff for four seasons (2017-20)...Bears RBs coach Eric Bieniemy was the Chiefs' offensive coordinator and Thuney played for the Chiefs when Kinnard played there from 2022-23...Smith was on the Las Vegas Raiders' coaching staff in 2021 when Packers assistant head coach/special teams coordinator Rich Bisaccia, assistant special teams coach Byron Storer, CB Keisean Nixon and RB Josh Jacobs were with the Raiders...Packers G Aaron Banks was teammates with McCloud with the 49ers for a portion of the 2024 season...Bears DB Nahshon Wright was teammates with Packers CB Trevon Diggs for three seasons (2021-23) with the Cowboys...Harris (2020-24) and Cowboys defensive assistant Cannon Matthews (2023) coached defensive backs for the Cowboys when Diggs played there...**Notable college connections:** Packers T Rasheed Walker played with Bears DB Jaquan Brisker and Bates at Penn State...Giordano and Storer were teammates at California in 2004...Moore played at Maryland in 2015 when Dunn was on the coaching staff...Getsy coached at Mississippi State when Bears DL Montez Sweat played there in 2018...Johnson played at North Carolina when Dunn was on the coaching staff from 2004-07...Hafley and Packers LBs coach Sean Duggan were on the coaching staff at Ohio State in 2019, where they crossed paths with Bears OL Jonah Jackson and assistant strength and conditioning coach Noble Landry...Bears LS Scott Daly played at Notre Dame when LaFleur and Mahaffey were on the coaching staff...Bears TE Cole Kmet, TE Durham Smythe and McCloud were teammates with Banks at Notre Dame...Williams played at Fresno State when Giordano was on the coaching staff in 2022...Mahaffey and Bears director of pro scouting D.J. Hord played together at Northern Iowa for two seasons (2008-09) and were on the coaching staff together for two seasons (2013, 2016)...Johnson and Poles were on the coaching staff at Boston College when Sirmans was the RBs coach from 2008-11...Hafley, Duggan, Oghobaase and McDuffie overlapped with Bears OL Ozzy Trapilo at Boston College...Bears RB D'Andre Swift crossed paths with Packers defensive quality control coach Wendell Davis, assistant OL coach Eddie Gordon and LB Quay Walker at Georgia...Bears DB Tyrique Stevenson also overlapped with Gordon, Walker, Packers DL Warren Brinson and DL Nazir Stackhouse at Georgia...Bears assistant OL coach Kyle DeVan was Packers T/G Jordan Morgan's position coach for two seasons (2019-20) at Arizona...Packers LB Edgerrin Cooper was teammates with Bears WR Jahdae Walker at Texas A&M in 2023...Packers LB Ty'Ron Hopper was teammates with Bears WR Luther Burden III at Missouri for two seasons (2022-23)...**Other notable connections:** Butkus is the nephew of Hall of Fame former Bears linebacker Dick Butkus.

## REPLAY CHALLENGES - REGULAR SEASON

### Packers

Season	Challenges Used	Challenges Overturned
2025	10	6
2024	7	1
2023	7	2
2022	6	4
2021	7	3
2020	3	2
2019	8	4
2018	3	1
2017	3	2
2016	5	3
2015	5	4
2014	3	0
2013	5	2
2012	8	5
2011	9	5
2010	6	3
2009	14	5
2008	7	4
2007	11	5
2006	4	2
2005	7	1

### Opponent

Season	Challenges Used	Challenges Overturned
2025	3	1
2024	5	3
2023	6	3
2022	4	3
2021	5	3
2020	7	5
2019	9	3
2018	4	4
2017	8	6
2016	4	2
2015	4	1
2014	5	3
2013	5	4
2012	4	2
2011	7	3
2010	11	3
2009	8	2
2008	8	1
2007	5	0
2006	11	4
2005	6	0

## REPLAY CHALLENGES - POSTSEASON

### Packers

Season	Challenge Used	Challenge Overturned
2024	0	0
2023	2	1
2021	0	0
2020	1	1
2019	2	1
2016	0	0
2015	2	0
2014	1	1
2013	0	0
2012	1	1
2011	1	1
2010	2	1
2009	0	0
2007	2	1

### Opponent

Season	Challenge Used	Challenge Overturned
2024	0	0
2023	0	0
2021	0	0
2020	0	0
2019	0	0
2016	1	1
2015	1	1
2014	0	0
2013	0	0
2012	0	0
2011	1	0
2010	1	1
2009	0	0
2007	0	0





## A LOOK AT THE 2025 SCHEDULE

The Green Bay Packers' 2025 NFL schedule featured eight home games and nine road contests and was highlighted by six prime-time contests. Of the 17 games on the schedule, nine were against teams that made the playoffs in 2024, including four versus division champions.

- ▶ The Packers tied for the fifth-hardest schedule based on opponents' combined 2024 winning percentage (.161-.128, .557).
- ▶ Green Bay had seven contests against teams that won 12-plus regular-season games in 2024, including five games against teams that had 14-plus wins.
- ▶ Over half of the Packers' games were against teams that recorded double-digit wins in 2024 (nine of 17).
- ▶ Five of the Packers' eight regular-season home games came against 2024 playoff teams, including both teams that made it to the 2024 NFC Championship Game.
- ▶ Green Bay opened the season with back-to-back home games against 2024 playoff teams (Detroit and Washington). It was the first time since 2018 that Green Bay played its first two games at home.
- ▶ The Packers opened the season at home for the first time since 2018 and only the third time in the last 13 seasons. Green Bay was the only team in the NFL to open the season on the road each of the last six years (2019-24).
- ▶ The Packers play one NFC North contest in the first 10 games.
- ▶ Green Bay has four road games in a five-game stretch from Weeks 3-8 (Week 5 bye). Green Bay will have one home game (Oct. 12 vs. Cincinnati) over a 51-day span between home games (Sept. 11 vs. Washington – Nov. 2 vs. Carolina).
- ▶ The Packers have three separate instances of back-to-back road trips (Weeks 3-4, Weeks 7-8, Weeks 15-16).
- ▶ The Packers went on the road for the first time in Week 3 when they traveled to take on the Cleveland Browns, kicking off a stretch of three AFC North opponents in five games.
- ▶ Green Bay faced a prime-time road test in Week 4 at Dallas against the Cowboys on Sunday Night Football.
- ▶ It was the second time in the last four seasons that Green Bay had back-to-back road games heading into the bye week (2022).
- ▶ The Packers were on the bye in Week 5, marking its earliest bye week since 2020 (Week 5).
- ▶ Green Bay took on the Cincinnati Bengals at home in Week 6 before going west to take on the Arizona Cardinals in Week 7.
- ▶ The Packers went east in Week 8 to play a Sunday night game at the Pittsburgh Steelers.
- ▶ Green Bay followed up back-to-back road games with two straight home games, a Week 9 contest against the Carolina Panthers and then a Week 10 *Monday Night Football* game against the Philadelphia Eagles, marking the third time playing the defending Super Bowl champion at home in the last four seasons (defeated the Los Angeles Rams in 2022 and Kansas City Chiefs in 2023). It was the 33rd straight season (1993-2025) that Green Bay will play on *MNF*.
- ▶ Week 11 brought another game against the NFC East as the Packers traveled to play the New York Giants.
- ▶ Between the Nov. 16 game at the Giants through the Nov. 27 game at the Lions, it was three games over a 12-day span for Green Bay.

- ▶ After hosting the Minnesota Vikings in Week 12, the Packers played at the Lions on Thanksgiving, marking the third straight year that Green Bay has played on Thanksgiving, including the second time over that span in Detroit. The Packers began December at home against the Chicago Bears in Week 14. After a road game at the Denver Broncos in Week 15, Green Bay faced the Bears again in Week 16 at Chicago on a Saturday.
- ▶ Since realignment in 2002, it was just the second time (2012) the Packers played five of their last seven games against NFC North foes.
- ▶ The final two regular season contests were against teams with 12-plus wins in 2024 (vs Baltimore, at Minnesota).
- ▶ Green Bay played on Saturday night in Week 17 vs. Baltimore, marking the first time since 1966 that the Packers played multiple Saturday games.
- ▶ Green Bay finished the regular season with three of four games on the road.
- ▶ It was the first time since 2020 that the Packers did not finish the season with back-to-back division contests and the first time since 2021 that Green Bay finished the regular season on the road.
- ▶ It was the fifth time in seven seasons under LaFleur that the Packers started and ended the season with an NFC North game.
- ▶ Green Bay took on the Vikings in Week 18 in Minnesota.
- ▶ The Packers and Vikings finished the regular season against each other for the first time since 2015 and in Minnesota for the first time since 2012.

## A CLOSER LOOK AT THE 2025 OPPONENTS:

Home Games	'24 Record	Last Overall Meeting/Result	Last Lambeau Field Meeting/Result
		Meeting/Result	Meeting/Result
Lions	15-2	12/5/24, L, 34-31	11/3/24, L, 24-14
Commanders	12-5	10/23/22, L, 23-21	10/24/21, W, 24-10
Bengals	9-8	10/10/21, W, 25-22 (OT)	9/24/17, W, 27-24 (OT)
Panthers	5-12	12/24/23, W, 33-30	12/19/20, W, 24-16
Eagles	14-3	+1/12/25, L, 22-10	12/6/20, W, 30-16
Vikings	14-3	12/29/24, L, 27-25	9/29/24, L, 31-29
Bears	5-12	1/5/25, L, 24-22	1/5/25, L, 24-22
Ravens	12-5	12/19/21, W, 31-30	11/19/17, L, 23-0
Totals	86-50	(.632)	

Road Games	'24 Record	Last Overall Meeting/Result	Last Meeting at Site/Result
		Meeting/Result	at Site/Result
Browns	3-14	12/25/21, W, 24-22	12/10/17, W, 27-21 (OT)
Cowboys	7-10	+1/14/24, W, 48-32	+1/14/24, W, 48-32
Cardinals	8-9	10/13/24, W, 34-13	10/28/21, W, 24-21
Steelers	9-8	11/12/23, L, 23-19	11/12/23, L, 23-19
Giants	3-14	12/11/23, L, 24-22	12/11/23, L, 24-22
Lions	15-2	12/5/24, L, 34-31	12/5/24, L, 34-31
Broncos	10-7	10/22/23, L, 19-17	10/22/23, L, 19-17
Bears	5-12	1/5/25, L, 24-22	11/17/24, W, 20-19
Vikings	14-3	12/29/24, L, 27-25	12/29/24, L, 27-25
Totals	74-79	(.484)	
Overall	160-129	(.554)	

+ – NFC Wild Card Playoff

^ – NFC Divisional Playoff

\* – NFC Championship

## CONSECUTIVE-SELLOUT STREAK

Due to health-and-safety concerns, the Packers made the decision to first not have fans at home games and then to sell a limited number tickets to a few home games in 2020 due to the pandemic, which put a pause to the franchise's sellout streak. The Packers were happy to welcome back full crowds for the 2021 season and after Week 17 against the Baltimore Ravens this season, the sellout streak moved to 390 regular-season games at Lambeau Field (not including replacement games).

- ▶ The league's longest-tenured stadium, Lambeau Field is hosting its 68th season of football in 2025. For the victory over Seattle in the Divisional round of the 2019 playoffs, 78,998 Packers fans filled Lambeau Field for the second-highest paid attendance in stadium history (79,704 in the Divisional round of the 2014 playoffs versus Dallas).
- ▶ Across American professional sports, only Boston's Fenway Park (1912) and Chicago's Wrigley Field (1914) have longer tenures.
- ▶ Including the postseason, Green Bay is 287-143-6 (.666) at Lambeau Field (1957-2025).
- ▶ Under Head Coach **Matt LaFleur**, the Packers are 45-17 at home (including the postseason), a .726 winning percentage that ranks **No. 3 in the NFL** since 2019:

Team	Home Record (Since 2019)
1. Buffalo	53-15-0 (.779)
2. Kansas City	54-17-0 (.761)
<b>3. Green Bay</b>	<b>45-17-0 (.726)</b>
4. Philadelphia	42-21-1 (.664)
5. L.A. Rams	40-21-0 (.656)

## PACKERS DIGITAL & SOCIAL MEDIA

Media and fans can visit [www.packers.com](http://www.packers.com) and follow the Packers on social media for the most up-to-date information throughout training camp.

- ▶ On-demand video clips of all general manager, coach and player interviews will be available on the website and apps.
- ▶ Video conferences will be live streamed on packers.com, the Packers' mobile app, CTV app (Apple TV, Roku, Amazon Fire TV), Facebook, X and YouTube.
- ▶ Daily written stories covering practice and interviews with General Manager Brian Gutekunst, Head Coach Matt LaFleur, assistant coaches and players will be available on the website.
- ▶ 'Packers Unscripted' is posted twice a week as a video and podcast, featuring hosts Wes Hodkiewicz and Mike Spofford.
- ▶ 'Three Things' videos, featuring various Packers analysts, will recap events once per week.
- ▶ 'Packers Daily' video packages will be posted on the site and socially.
- ▶ 'Rock Report' videos featuring Larry McCarren will also be available.
- ▶ Fun 'off-the field' videos will be shared to give fans a closer look at the personalities on this year's team.

## PRONUNCIATION GUIDE

### PLAYERS

Shemar Bartholomew	shuh-MAR
McCallan Castles	mick-CAL-un
Trevon Diggs	TRAY-von
Romeo Doubs	DOBBS
Kingsley Enagbare	ee-NAG-bar-ee
Lucas Havrisik	HAVE-ruh-sick
Elgton Jenkins	EL-ton
Jamon Johnson	jah-MON
Xavier McKinney	ZAY-vier
Isaiah Naylor	nay-er
Nick Niemann	NEE-min
Keisean Nixon	KEY-shawn
Kitan Oladapo	kuh-TAWN oh-luh-DAPP-oh
Matt Orzech	OR-zick
Lecitus Smith	luh-SEET-us
Barry Sorrell	BAIR-in sore-ELL
Nazir Stackhouse	NAH-zeer

Carrington Valentine	CAIR-ing-ton
Daniel Whelan	WEE-lan
Josh Whyte	WHY-lee
Dontayvion Wicks	don-TAY-vee-in
Savion Williams	SAY-vee-on

### COACHES/FRONT OFFICE

Rich Bisaccia	bis-SOTCH-ee-uh
Wendel Davis	WEN-del
Ryan Downard	DOWN-erd
Sean Duggan	DUG-an
Rob Grosso	GROW-so
Brian Gutekunst	GOO-tuh-kunst
Jeremiah Kolone	kuh-LOW-nay
Matt LaFleur	la-flew-er
Jamael Lett	juh-MALL
Ryan Mahaffey	muh-HAFF-ee
Vince Oghobaase	oh-guh-BAH-see
Adam Stenavich	STEN-uh-vitch

## BRIAN GUTEKUNST INTERVIEWS

- ▶ One-on-one interviews with Gutekunst should be arranged through Jason Wahlers (wahlersj@packers.com).

## MATT LaFLEUR PRESS CONFERENCES

- ▶ During the regular season, LaFleur generally will be available in-person to media in the media auditorium on Monday, Wednesday, Thursday, Friday and after games.
- ▶ One-on-one interviews with LaFleur should be arranged through Jason Wahlers (wahlersj@packers.com).

## PLAYER INTERVIEWS

- ▶ During the regular season, players on the active roster will be available in-person to media in the locker room generally on Monday, Wednesday, Thursday, Friday and following games.
- ▶ All interviews with players on the practice squad or injured reserve need to be requested and approved through the communications department.
- ▶ At the conclusion of all games, players will be made available following the NFL's standard "cooling-off" period.
- ▶ Any requests to interview players other than on the aforementioned days should be directed to a member of the Packers' communications department.

## ASSISTANT COACH AVAILABILITY

- ▶ Coordinators – Adam Stenavich (offense), Jeff Hafley (defense) and Rich Bisaccia (special teams) – will continue to serve as primary spokesmen in their respective areas.
- ▶ During the regular season, coordinators will be available in-person to a limited number of media in the media auditorium once a week. Offensive and defensive position coaches generally will be available in-person. Specific availability will be included in our weekly advisory.
- ▶ Following games, LaFleur will be the only coach available to the media.
- ▶ Position coaches are available for questions on specific players and their position group only. Broader interview topics need to be directed to the respective coordinators.
- ▶ No assistant coach should be contacted directly by telephone (at his desk, home or on his cell phone), or by email. All interviews must be arranged through the communications department.
- ▶ Sarah Quick (quicks@packers.com) serves as the primary contact for assistant coaches. In her absence, feel

free to contact another member of the communications staff.

## PRACTICE ACCESS, PHOTOGRAPHY AND SOCIAL-MEDIA GUIDELINES

- ▶ During the regular season, practices will be open to local media who regularly cover the team for designated periods during the beginning of each session. Also as in prior years, photo/video opportunities will be limited to the beginning portions of practice.
- ▶ The team reserves the right to limit photography/video to certain periods for competitive reasons. This restriction applies to both training-camp and regular-season practices.
- ▶ During practice periods in which B-roll and still photography are NOT permitted, the media may not utilize camera phones, either. The communications staff will alert the media of the permissible "shooting" periods before and during each practice.
- ▶ Video of practice or press conferences by an individual or media outlet can be posted on social-media sites in compliance with the NFL online-content policy.
- ▶ No live-streaming or live broadcast of practice or press conferences or open locker room is permitted by an individual or media outlet at any time on any platform.
- ▶ NO entries about specific schemes, personnel groupings or anything that might be related in any way to game planning. If you have ANY questions about this, please ask a member of the Packers' communications staff before posting.
- ▶ NO entries regarding "football communications," including specific exchanges between coaches and players that might be overheard. Acknowledgement that the conversation occurred is acceptable, but we ask that the details of the conversation be withheld.
- ▶ NO detailed speculation as to the potential nature or severity of an injury. Once again, acknowledging that an injury occurred and providing general details (i.e., "right leg ..." or "left wrist ...") is permitted, but anything beyond that would be purely speculative and possibly inaccurate.
- ▶ Media are NOT permitted to photograph or shoot b-roll of injured players rehabbing on the practice field.
- ▶ Photographers (video and still) are asked to avoid filming, photographing, printing and/or airing any shots of any injury situation, while the injury occurs, while trainers attend to/treat the injured player, and while the player is leaving the field, either on his own or with aid. This includes minor injuries.
- ▶ Tripods are not allowed to be used while filming from the sideline.

## NFL ONLINE-CONTENT POLICY

- ▶ Accredited Organizations may supplement its traditional media distribution platform (e.g., newspaper, television, radio) with other new media distribution platforms that it controls (e.g., websites, official social media accounts, applications, podcasts), provided that, with respect to such new media distribution platforms: (i) any use of film or video or digital still images is limited to a reasonable amount or number (as applicable), and used only to illustrate or support news and editorial coverage of the Game or Event (as opposed to use in connection with or on commercial products (e.g., apparel, posters, commemorative programs, or other types of souvenir or other merchandise, or sponsored content) purposes; (ii) any use of film or video or digital still images is not used to create Simulated Video of game action; (iii) no video of game action is used (except that, if the Accredited Organization is a television broadcaster, Game or Event highlights may be shown as part of a single, non-archived, online “simulcast” of any regularly scheduled television news programming the Accredited Organization may broadcast, provided it adheres to the limits on such broadcasts set forth below); and (iv) use of non-game audio and video content obtained as a result of credentialed card access (e.g., press conferences, training camp, practice and/or interviews at NFL venues or events): (1) must be limited to 90 seconds maximum per day (180 seconds maximum -- 90 seconds per Member Club -- in two-Member Club markets), (2) may not be posted or streamed “live” or in real time in any form or medium and may not be archived (i.e., made available for on-demand public access for more than 24 hours after posting, etc.), (3) may appear only in an editorial context (i.e., no sponsorship, merchandising or advertising integrated with or around the content, including digital advertising, etc.), and (4) must be accompanied by links back to NFL.com and to the applicable Member Club’s web site.

## INJURY INFORMATION

- ▶ All injury information will be issued by Head Coach Matt LaFleur. Please do not address injury questions to another coach or staff member.

## CELL PHONES

- ▶ The team does not tolerate cell-phone distractions at practice. Please set all phones to off or vibrate. Phone conversations are strongly discouraged, but if necessary, should be conducted well away from the field.

## POOL REPORTER

- ▶ As assigned by the Professional Football Writers of America (PFWA), the Green Bay pool reporter for this season is Rob Demovsky of ESPN.com.

## MISCELLANEOUS

- ▶ All items brought to practice (cameras, bags, tripods, equipment, etc.) should be stored against the wall, away from the field, for safety reasons.
- ▶ Food is not allowed during practice.
- ▶ Any equipment not stored should be held at all times; when avoiding oncoming action, it is important that anything in your possession moves as you move.
- ▶ No players or coaches may be actively engaged in conversation or interviewed while practice is in progress.

## CREDENTIALS

- ▶ All credential requests may be requested through Sarah Quick, assistant director of communications, via email: quicks@packers.com. All media must now register in Accredited. Credentials will not be mailed. Credentials can be picked up on gameday at Media Will Call on the south side of the stadium near the Invisalign Gate. Media Will Call opens four hours prior to kickoff.

## PHOTO CREDENTIALS

- ▶ Photo credentials will not be issued to freelance photographers unless on a specific assignment from an accredited organization.

## STADIUM ACCESS

- ▶ Please enter through the loading dock/security entrance with your 2025 non-gameday credential. Those with a simplex card can enter through the media workroom entrance. Please email Sarah Quick (quicks@packers.com) if a day pass is needed.

## GAME-CREDENTIAL DEADLINES

- ▶ All written credential requests should be directed to Sarah Quick via email at quicks@packers.com.

RUSHING

<b>Most Attempts, Career</b>	
163	Edgar Bennett (10 games)
146	Jim Taylor (7 games)
144	Dorsey Levens (14 games)
<b>Most Attempts, Game</b>	
31	Jim Taylor, at NYG, Dec. 30, 1962
27	Ryan Grant, vs. Sea., Jan. 12, 2008
	Jim Taylor, vs. CleB, Jan. 2, 1966
	Dorsey Levens, at SF, Jan. 11, 1998
	Dorsey Levens, at SF, Jan. 3, 1999
<b>Most Yards Rushing, Career</b>	
647	Dorsey Levens (14 games)
561	Edgar Bennett (10 games)
523	James Starks (10 games)
<b>Most Yards Rushing, Game</b>	
201	Ryan Grant, vs. Sea., Jan. 12, 2008 (27 att.)
156	Ahman Green, at Phil., Jan. 11, 2004 (25 att.)
123	James Starks, at Phil., Jan. 9, 2011 (23 att.)
118	Aaron Jones, at DalC, Jan. 14, 2024 (21 att.)
116	Dorsey Levens, at SF, Jan. 3, 1999 (27 att.)
<b>Longest Run From Scrimmage</b>	
71	James Lofton, at DalC, Jan. 16, 1983 (TD)
61	Eddie Lacy, at Ari., Jan. 16, 2016
60	Aaron Jones, vs. LARm, Jan. 16, 2021
<b>Most Games, 100 or More Yards Rushing, Career</b>	
3	Dorsey Levens (14 games)
2	Aaron Jones (7 games)
1	Paul Hornung (5 games)
	Eddie Lacy (5 games)
	Ryan Grant (6 games)
	Edgar Bennett (7 games)
	Ahman Green (7 games)
	Jim Taylor (7 games)
	James Starks (10 games)
<b>Most Consec. Games, 100 or More Yards Rushing</b>	
2	Dorsey Levens (1997)
1	Eight times (last: Eddie Lacy, 2014)
<b>Most Rushing Touchdowns, Career</b>	
7	Aaron Jones (7 games)
5	Edgar Bennett (10 games)
4	Dorsey Levens (14 games)
	John Kuhn (15 games)
	Aaron Rodgers (22 games)
3	Paul Hornung (5 games)
	Ryan Grant (6 games)
	Ahman Green (7 games)
<b>Most Rushing Touchdowns, Game</b>	
3	Ryan Grant, vs. Sea., Jan. 12, 2008
	Aaron Jones, at DalC, Jan. 14, 2024
2	Elijah Pitts, vs. KC, Jan. 15, 1967
	Travis Williams, vs. LARm, Dec. 23, 1967
	Edgar Bennett, vs. SF, Jan. 4, 1997
	Ahman Green, vs. Sea., Jan. 4, 2004
	Ty Montgomery, at DalC, Jan. 15, 2017
	Aaron Jones, vs. Sea., Jan. 12, 2020
<b>Most Consecutive Games, Rushing for Touchdowns</b>	
3	Aaron Jones (2019-20)
2	Paul Hornung (1965)
	Edgar Bennett (1994-95)
	Edgar Bennett (1996)
	Dorsey Levens (1997)
	Aaron Rodgers (2010)
	DuJuan Harris (2012)

PASSING

<b>Most Passes Completed, Career</b>	
501	Aaron Rodgers (22 games)
438	Brett Favre (22 games)
130	Bart Starr (10 games)
<b>Most Passes Completed, Game</b>	
33	Aaron Rodgers, vs. TB, Jan. 24, 2021 (48 att.)
31	Aaron Rodgers, at Atl., Jan. 15, 2011 (36 att.)
	Aaron Rodgers, at SF, Jan. 19, 2020 (39 att.)
28	Brett Favre, at DalC, Jan. 16, 1994 (45 att.)
	Aaron Rodgers, at Ari., Jan. 10, 2010 (42 att.)
	Aaron Rodgers, at DalC, Jan. 15, 2017 (43 att.)
<b>Most Passes Attempted, Career</b>	
774	Aaron Rodgers (22 games)
721	Brett Favre (22 games)
213	Bart Starr (10 games)

<b>Most Passes Attempted, Game</b>	
48	Aaron Rodgers, vs. TB, Jan. 24, 2021 (33 comp.)
46	Aaron Rodgers, vs. NYG, Jan. 15, 2012 (26 comp.)
45	Brett Favre, at DalC, Jan. 16, 1994 (28 comp.)
	Aaron Rodgers, at Atl., Jan. 22, 2017 (27 comp.)
44	Brett Favre, at StLR, Jan. 20, 2002 (26 comp.)
	Aaron Rodgers, at Ari., Jan. 16, 2016 (24 comp.)
<b>Most Yards Passing, Career</b>	
5,894	Aaron Rodgers (22 games)
5,311	Brett Favre (22 games)
1,753	Bart Starr (10 games)
<b>Most Yards Passing, Game</b>	
423	Aaron Rodgers, at Ari., Jan. 10, 2010
366	Aaron Rodgers, at Atl., Jan. 15, 2011
362	Aaron Rodgers, vs. NYG, Jan. 8, 2017
355	Aaron Rodgers, at DalC, Jan. 15, 2017
346	Aaron Rodgers, vs. TB, Jan. 24, 2021
<b>Most Games, 300 or More Yards Passing, Career</b>	
8	Aaron Rodgers (22 games)
3	Brett Favre (22 games)
1	Lynn Dickey (2 games)
	Bart Starr (10 games)
<b>Most Consecutive Games, 300 or More Yards Passing</b>	
2	Aaron Rodgers, 2016
<b>Most Touchdown Passes, Career</b>	
45	Aaron Rodgers (22 games)
39	Brett Favre (22 games)
15	Bart Starr (10 games)
<b>Most Touchdown Passes, Game</b>	
4	Bart Starr, at DalC, Jan. 1, 1967
	Lynn Dickey, vs. StLC, Jan. 8, 1983
	Aaron Rodgers, at Ari., Jan. 10, 2010
	Aaron Rodgers, vs. NYG, Jan. 8, 2017
3	13 times (last: Jordan Love, at DalC, Jan. 14, 2024)
<b>Most Consecutive Games, Touchdown Pass</b>	
*18	Brett Favre (1995-98, 2001-04, 2007) (*NFL record now 20)
16	Aaron Rodgers (2010-16, 2019-20)
6	Bart Starr (1965-67)
<b>Most Passes Had Intercepted, Career</b>	
28	Brett Favre (22 games)
13	Aaron Rodgers (22 games)
5	Jordan Love (3 games)
4	Arnie Herber (3 games)
3	Irv Comp (1 game)
	Lynn Dickey (2 games)
	Bart Starr (10 games)
<b>Most Passes Had Intercepted, Game</b>	
**6	Brett Favre, at StLR, Jan. 20, 2002 (44 att.)
4	Brett Favre, vs. Min., Jan. 9, 2005 (33 att.)
3	Arnie Herber, vs. NYG, Dec. 10, 1939 (8 att.)
	Irv Comp, at NYG, Dec. 17, 1944 (10 att.)
	Lynn Dickey, at DalC, Jan. 8, 1983 (36 att.)
	Jordan Love, at Phil., Jan. 12, 2025 (33 att.)
<b>Longest Pass Completion</b>	
90	Brett Favre to Donald Driver, vs. NYG, Jan. 20, 2008 (TD)
81	Brett Favre to Antonio Freeman, vs. NE, Jan. 26, 1997 (TD)
75	Aaron Rodgers to Aaron Jones, vs. SF, Jan. 22, 2022
73	Brett Favre to Robert Brooks, at DalC, Jan. 14, 1996 (TD)
66	Cecil Isbell to Wayland Becker, at NYG, Dec. 11, 1938
66	Brett Favre to Dorsey Levens, vs. Car., Jan. 12, 1997
65	Aaron Rodgers to Davante Adams, at SF, Jan. 19, 2020
<b>Highest Completion Percentage, Career (Min. 50 att.)</b>	
64.77%	Jordan Love (57-88)
64.73%	Aaron Rodgers (501-774)
61.03%	Bart Starr (130-213)
<b>Highest Completion Percentage, Game (Min. 20 att.)</b>	
86.11%	Aaron Rodgers, at Atl., Jan. 15, 2011 (31-36)
79.49%	Aaron Rodgers, at SF, Jan. 19, 2020 (31-39)
78.26%	Brett Favre, vs. Sea., Jan. 12, 2008 (18-23)
76.19%	Jordan Love, at DalC, Jan. 14, 2024 (16-21)
75.86%	Brett Favre, vs. SF, Jan. 13, 2002 (22-29)

\* NFL record    \*\* Shares NFL record



## RECEIVING

## Most Receptions, Career

- 72 Davante Adams (11 games)  
54 Jordy Nelson (13 games)  
50 Greg Jennings (10 games)  
49 Donald Driver (15 games)  
47 Randall Cobb (11 games)  
Antonio Freeman (14 games)

## Most Receptions, Game

- 9 Edgar Bennett, at DalC, Jan. 16, 1994 (53 yds.)  
Antonio Freeman, vs. Den., Jan. 25, 1998 (126 yds.)  
Jordy Nelson, vs. Pit., Feb. 6, 2011 (140 yds.)  
Davante Adams, at SF, Jan. 19, 2020 (138 yds.)  
Davante Adams, vs. LARm, Jan. 16, 2021 (66 yds.)  
Davante Adams, vs. TB, Jan. 24, 2021 (67 yds.)  
Aaron Jones, vs. SF, Jan. 22, 2022 (129 yds.)  
Davante Adams, vs. SF, Jan. 22, 2022 (90 yds.)  
8 (10 times, last: Davante Adams vs. Sea., Jan. 12, 2020, 160 yds.)

## Most Consecutive Games, Reception

- 13 Dorsey Levens (1994-98, 2001)  
12 Antonio Freeman (1995-98, 2001)  
Donald Driver (2002-04, 2007, 2009-11)  
11 Robert Brooks (1993-95, 1997-98)  
Jordy Nelson (2010-14, 2016)  
Davante Adams (2014-16, 2019-21)  
10 Greg Jennings (2007, 2009-12)  
James Jones (2009-13, 2015)

## Most Yards Receiving, Career

- 910 Davante Adams (11 games)  
748 Antonio Freeman (14 games)  
675 Donald Driver (15 games)

## Most Yards Receiving, Game

- 160 Davante Adams, vs. Sea., Jan. 12, 2020 (8 rec.)  
159 Jermichael Finley, at Ari., Jan. 10, 2010 (6 rec.)  
151 Romeo Doubs, at DalC, Jan. 14, 2024 (6 rec.)  
148 John Jefferson, vs. StLC, Jan. 8, 1983 (6 rec.)  
145 Jeff Janis, at Ari., Jan. 16, 2016 (7 rec.)

## Most Games, 100 or More Yards Receiving, Career

- 4 Davante Adams (11 games)  
3 Greg Jennings (10 games)  
Robert Brooks (11 games)  
Antonio Freeman (14 games)  
2 Sterling Sharpe (2 games)  
Javon Walker (4 games)  
Carroll Dale (8 games)  
Randall Cobb (12 games)

## Most Consecutive Games, 100 or More Yards Receiving

- 2 Sterling Sharpe (1993)  
Robert Brooks (1995)  
Antonio Freeman (1997)  
Javon Walker (2002-03)  
Greg Jennings (2010)  
Davante Adams (2019)

## Most Touchdown Receptions, Career

- 10 Antonio Freeman (14 games)  
8 Davante Adams (11 games)  
6 Greg Jennings (10 games)  
5 Boyd Dowler (10 games)  
Randall Cobb (12 games)  
Jordy Nelson (13 games)

## Most Touchdown Receptions, Game

- \*\*3 Sterling Sharpe, at Det., Jan. 8, 1994  
Randall Cobb, vs. NYG, Jan. 8, 2017  
2 Ron Kramer, at Phi., Dec. 26, 1960  
Max McGee, vs. KC, Jan. 15, 1967  
Boyd Dowler, vs. DalC, Dec. 31, 1967  
John Jefferson, vs. StLC, Jan. 8, 1983  
Robert Brooks, at DalC, Jan. 14, 1996  
Antonio Freeman, vs. Den., Jan. 25, 1998  
Antonio Freeman, at SF, Jan. 3, 1999  
Antonio Freeman, at StLR, Jan. 20, 2002  
Robert Ferguson, at Phi., Jan. 11, 2004  
Greg Jennings, vs. Sea., Jan. 12, 2008  
Greg Jennings, vs. Pit., Feb. 6, 2011  
Jeff Janis, at Ari., Jan. 16, 2016  
Davante Adams, vs. Sea., Jan. 12, 2020

## Most Consecutive Games, Touchdown Reception

- 5 Antonio Freeman (1997-98, 2001)  
3 James Jones (2009-10)  
2 Carroll Dale (1965-66)  
Max McGee (1968)  
Boyd Dowler (1967)  
James Lofton (1982)  
Sterling Sharpe (1983)  
Mark Chmura (1995)  
Keith Jackson (1995)  
Antonio Freeman (1996)  
John Kuhn (2011-12)  
Randall Cobb (2014-15)  
Davante Adams (2015-16)  
Jared Cook (2016)  
Davante Adams (2016, 2019)  
Davante Adams (2020)

## INTERCEPTIONS BY

## Most Interceptions By, Career

- 5 Sam Shields (10 games)  
4 Joe Laws (4 games)  
Eugene Robinson (6 games)  
Craig Newsome (7 games)  
Herb Adderley (8 games)  
Tramon Williams (15 games)  
3 Jaire Alexander (7 games)  
Ha Ha Clinton-Dix (7 games)  
Tyrone Williams (10 games)  
Mike Prior (14 games)

## Most Interceptions By, Game

- 3 Joe Laws, at NYG, Dec. 17, 1944  
2 Charley Brock, vs. NYG, Dec. 10, 1939  
Eugene Robinson, vs. SF, Jan. 4, 1997  
Tramon Williams, at Atl., Jan. 15, 2011  
Sam Shields, at ChiB, Jan. 23, 2011  
Ha Ha Clinton-Dix, at Sea., Jan. 18, 2015  
Jaire Alexander, vs. TB, Jan. 24, 2021

## Most Consecutive Games, Interception

- 3 Craig Newsome (1996)  
2 Herb Adderley (1967)  
Terrell Buckley (1993)  
Eugene Robinson (1997)  
Tramon Williams (2010)  
Sam Shields (2012)  
Damarius Randall (2015-16)  
Adrian Amos (2020-21)

## Longest Interception Return

- \*101 George Teague, at Det., Jan. 8, 1994 (TD)  
78 Damarius Randall, vs. NYG, Jan. 8, 2017  
70 Tramon Williams, at Atl., Jan. 15, 2011 (TD)  
64 Darnell Savage, at DalC, Jan. 14, 2024 (TD)  
60 Herb Adderley, vs. Oak., Jan. 14, 1968 (TD)

## SCORING

## Most Points, Career

- 163 Mason Crosby (31 FG, 70 PAT) (23 games)  
73 Chris Jacke (15 FG, 28 PAT) (10 games)  
72 Antonio Freeman (12 TD) (14 games)

## Most Points, Game

- 19 Paul Hornung, vs. NYG, Dec. 31, 1961  
(1 TD, 3 FG, 4 PAT)  
18 Sterling Sharpe, at Det., Jan. 8, 1994 (3 TD)  
Ryan Grant, vs. Sea., Jan. 12, 2008 (3 TD)  
Randall Cobb, vs. NYG, Jan. 8, 2017 (3 TD)  
Aaron Jones, at DalC, Jan. 14, 2024 (3 TD)

\* NFL record \*\* Shares NFL record



Most Consecutive Games Scoring

- 23 Mason Crosby (2007, 2009-16, 2019-21)
- 10 Chris Jacke (1993-96)
- Ryan Longwell (1997-98, 2001-04)
- 7 Don Chandler (1965-67)

Most Touchdowns, Career

- 12 Antonio Freeman (14 games)
- 8 Aaron Jones (7 games)
- 7 Davante Adams (11 games)
- 7 John Kuhn (15 games)
- 6 Greg Jennings (10 games)
- Dorsey Levens (14 games)

Most Touchdowns, Game

- 3 Sterling Sharpe, at Det., Jan. 8, 1994
- Ryan Grant, vs. Sea., Jan. 12, 2008
- Randall Cobb, vs. NYG, Jan. 8, 2017
- Aaron Jones, at DalC, Jan. 14, 2024

Most Consecutive Games Scoring Touchdown

- 5 Antonio Freeman (1997-98, 2001)
- 3 Antonio Freeman (1996)
- James Jones (2009-10)
- Aaron Jones (2019-20)
- 2 18 times (last: Davante Adams, 2020)

Most Field Goals Attempted, Career

- 35 Mason Crosby (23 games)
- 22 Chris Jacke (10 games)
- 21 Ryan Longwell (10 games)

Most Field Goals Attempted, Game

- 5 Jerry Kramer, at NYG, Dec. 30, 1962
- Mason Crosby, at Sea., Jan. 18, 2015
- 4 Don Chandler, vs. Oak., Jan. 14, 1968
- Chris Jacke, vs. Det., Dec. 31, 1994
- Chris Jacke, vs. Car., Jan. 12, 1997
- Ryan Longwell, at SF, Jan. 11, 1998
- 3 10 times (last: Anders Carlson, at SF, Jan. 20, 2024)

Most Field Goals, Career

- 31 Mason Crosby (23 games)
- 15 Chris Jacke (10 games)
- Ryan Longwell (10 games)
- 9 Don Chandler (7 games)

Most Field Goals, Game

- \*\*5 Mason Crosby, at Sea., Jan. 18, 2015
- ##4 Don Chandler, vs. Oak., Jan. 14, 1968
- 3 Paul Hornung, vs. NYG, Dec. 31, 1961
- Jerry Kramer, at NYG, Dec. 30, 1962
- Don Chandler, vs. CleB, Jan. 2, 1966
- Chris Jacke, vs. Det., Dec. 31, 1994
- Chris Jacke, vs. Car., Jan. 12, 1997
- Ryan Longwell, at SF, Jan. 11, 1998

Most Consecutive Field Goals

- \*\*23 Mason Crosby (2010-16)
- 5 Don Chandler (1965)
- Chris Jacke (1996)
- 4 Don Chandler (1967)
- Jan Stenerud (1982)
- Chris Jacke (1994)
- Chris Jacke (1995)
- Ryan Longwell (1997-98)
- Ryan Longwell (1998-2001)
- Mason Crosby (2020)

Longest Field Goal

- 56 Mason Crosby, at DalC, Jan. 15, 2017
- 51 Chris Jacke, vs. Det., Dec. 31, 1994
- Mason Crosby, at DalC, Jan. 15, 2017
- 50 Chris Jacke, at DalC, Jan. 8, 1995
- 48 Mason Crosby, at Sea., Jan. 18, 2015
- Mason Crosby, at Sea., Jan. 18, 2015

Most (One-Point) Points After Touchdown, Career

- 70 Mason Crosby (23 games)
- 28 Chris Jacke (10 games)
- 22 Don Chandler (7 games)

Most (One-Point) Points After Touchdown, Game

- 6 Mason Crosby, vs. Sea., Jan. 12, 2008
- Mason Crosby, at Ari., Jan. 10, 2010
- Mason Crosby, at Atl., Jan. 15, 2011
- Anders Carlson, at DalC, Jan. 14, 2024
- 5 Don Chandler, vs. KC, Jan. 15, 1967
- Jan Stenerud, vs. STL, Jan. 8, 1983
- Chris Jacke, vs. SF, Jan. 4, 1997
- Mason Crosby, vs. NYG, Jan. 8, 2017
- 4 Nine times (last: Mason Crosby, vs. Sea., Jan. 12, 2020)

Safeties

None

KICKOFF RETURNS

Most Kickoff Returns, Career

- 20 Antonio Freeman (14 games)
- 12 Randall Cobb (12 games)
- 11 Corey Harris (4 games)

Most Kickoff Returns, Game

- 7 Del Rodgers, at DalC, Jan. 16, 1983 (148 yds.)
- Antonio Freeman, at DalC, Jan. 14, 1996 (148 yds.)
- Roell Preston, at SF, Jan. 3, 1999 (194 yds.)
- 6 Antonio Freeman, vs. Den., Jan. 25, 1998 (104 yds.)
- 5 Corey Harris, at DalC, Jan. 8, 1995 (132 yds.)
- Tramon Williams, vs. Sea., Jan. 12, 2008 (111 yds.)

Most Kickoff Return Yards, Career

- 413 Antonio Freeman (14 games)
- 277 Desmond Howard (3 games)
- 253 Corey Harris (4 games)

Most Kickoff Return Yards, Game

- 194 Roell Preston, at SF, Jan. 3, 1999 (7 ret.)
- 154 Desmond Howard, vs. NE, Jan. 26, 1997 (4 ret.)
- 148 Antonio Freeman, at DalC, Jan. 14, 1996 (7 ret.)

Highest Average, Career (Min. 10 returns)

- 23.0 Corey Harris (11-253) (4 games)
- 20.8 Najeh Davenport (10-208) (3 games)
- 20.7 Antonio Freeman (20-413) (4 games)

Highest Average, Game (Min. 3 returns)

- 38.5 Desmond Howard, vs. NE, Jan. 26, 1997 (4-154)
- 29.7 Corey Harris, at Det., Jan. 8, 1994 (3-89)
- 27.7 Roell Preston, at SF, Jan. 3, 1999 (7-194)

Longest Kickoff Return

- 99 Desmond Howard, vs. NE, Jan. 26, 1997 (TD)
- 73 Keisean Nixon, at SF, Jan. 20, 2024
- 51 Corey Harris, at DalC, Jan. 8, 1995

PUNTING

Most Punts, Game

- 8 Donny Anderson, at DalC, Dec. 31, 1967
- Ron Widby, at Was., Dec. 24, 1972
- Tim Masthay, at ChiB, Jan. 23, 2011
- Tim Masthay, vs. Min., Jan. 5, 2013
- 7 Clarke Hinkle, vs. BosR, Dec. 13, 1936
- Craig Hentrich, vs. NE, Jan. 26, 1997
- Josh Bidwell, at Phi., Jan. 11, 2004
- 6 Six times (last: Jacob Schum, vs. NYG, Jan. 8, 2017)

Highest Gross Punting Average, Game (Min. 4 punts)

- 47.0 Tim Masthay, at SF, Jan. 12, 2013 (4-188)
- Corey Bojorquez, vs. SF, Jan. 22, 2022 (5-235)
- 45.3 Tim Masthay, at Was., Jan. 10, 2016 (4-181)

Longest Punt

- 66 Jacob Schum, at DalC, Jan. 15, 2017
- 65 Tim Masthay, at ChiB, Jan. 23, 2011
- 64 Boyd Dowler, vs. NYG, Dec. 31, 1961

PUNT RETURNS

Most Punt Returns, Career

- 19 Willie Wood (10 games)
- 14 Robert Brooks (11 games)
- 11 Micah Hyde (8 games)
- 10 Antonio Chatman (3 games)
- Antonio Freeman (14 games)

Most Punt Returns, Game

- ##6 Desmond Howard, vs. NE, Jan. 26, 1997 (90 yds.)
- Antonio Chatman, at Phi., Jan. 11, 2004 (27 yds.)
- 5 Willie Wood, vs. Oak., Jan. 14, 1968 (35 yds.)
- Micah Hyde, vs. NYG, Jan. 8, 2017 (50 yds.)
- 4 Inv Comp, at NYG, Dec. 17, 1944 (55 yds.)
- Willie Wood, vs. DalC, Dec. 31, 1967 (21 yds.)
- Antonio Freeman, at DalC, Jan. 14, 1996 (54 yds.)
- Randall Cobb, vs. Min., Jan. 5, 2013 (17 yds.)

\* NFL record    \*\* Shares NFL record  
## Shares Super Bowl record

**Most Punt Return Yards, Career**

214	Robert Brooks (11 games)
210	Desmond Howard (3 games)
143	Antonio Freeman (14 games)

**Most Punt Return Yards, Game**

117	Desmond Howard, vs. SF, Jan. 4, 1997 (2 ret.)
#90	Desmond Howard, vs. NE, Jan. 26, 1997 (6 ret.)
72	Antonio Freeman, vs. Atl., Dec. 31, 1995 (3 ret.)

**Highest Punt Return Average, Career (Min. 9 returns)**

23.3	Desmond Howard (9-210) (3 games)
15.3	Robert Brooks (14-214) (11 games)
14.3	Antonio Freeman (10-143) (14 games)

**Highest Punt Return Average, Game (Min. 3 returns)**

24.0	Antonio Freeman, vs. Atl., Dec. 31, 1995 (3-72)
15.7	Robert Brooks, vs. TB, Jan. 4, 1998 (3-47)
15.0	Desmond Howard, vs. NE, Jan. 26, 1997 (6-90)

**Longest Punt Return**

76	Antonio Freeman, vs. Atl., Dec. 31, 1995 (TD)
71	Desmond Howard, vs. SF, Jan. 4, 1997 (TD)
46	Desmond Howard, vs. SF, Jan. 4, 1997

**MISCELLANEOUS**

**Most Sacks, Career (Since 1982)**

11	Clay Matthews (15 games)
8	Reggie White (14 games)
7	Nick Perry (8 games)
5	Kenny Clark (10 games)
4.5	Julius Peppers (7 games)

Rashan Gary (8 games)

**Most Sacks, Game (Since 1982)**

#13	Reggie White, vs. NE, Jan. 26, 1997
2.5	Nick Perry, at Was., Jan. 10, 2016
2	Mike Butler, vs. StLC, Jan. 8, 1983
	Reggie White, at Det., Jan. 8, 1994
	Bryce Paup, vs. Det., Dec. 31, 1994
	Sean Jones, vs. Atl., Dec. 31, 1995
	Keith McKenzie, at SF, Jan. 11, 1998
	Aaron Kampman, at Phil., Jan. 11, 2004
	Clay Matthews, at Atl., Jan. 15, 2011
	Clay Matthews, vs. Min., Jan. 5, 2013
	Morgan Burnett, at Sea., Jan. 18, 2015
	Mike Neal, at Was., Jan. 10, 2016
	Preston Smith, vs. Sea., Jan. 12, 2020
	Za'Darius Smith, vs. Sea., Jan. 12, 2020
	Rashan Gary, vs. SF, Jan. 22, 2022

**Blocked Kicks, Game**

2	Lon Evans, vs. BosR, Dec. 13, 1936 (FG, punt)
	Gary Lewis, vs. StLC, Jan. 8, 1983 (PAT, FG)
1	Ernie Smith, vs. BosR, Dec. 13, 1936 (punt)
	Lee McLaughlin, at ChB, Dec. 14, 1941 (PAT)
	Henry Jordan, vs. CleB, Jan. 2, 1966 (FG)
	Dave Robinson, vs. LARm, Dec. 23, 1967 (FG)
	Bernardo Harris, at DalC, Jan. 14, 1996 (punt)
	Bob Kuberski, vs. TB, Jan. 4, 1998 (FG)
	Cletidus Hunt, vs. SF, Jan. 13, 2002 (FG)
	Brad Jones, vs. NYG, Jan. 15, 2012 (FG)
	Datone Jones, vs. DalC, Jan. 11, 2015 (FG)

**GAMES**

23	Mason Crosby (2007, 2009-16, 2019-21)
	Brett Favre (1993-98, 2001-04, 2007)
	Aaron Rodgers (2007, 2009-16, 2019-21)
16	Gilbert Brown (1993, 1995-98, 2001-03)
	William Henderson (1995-98, 2001-04)
	T.J. Lang (2009-16)
15	Earl Dotson (1993, 1995-98, 2001-02)
	Donald Driver (2001-04, 2007, 2009-12)
	John Kuhn (2007, 2009-15)
	Clay Matthews (2009-16)
	Tramon Williams (2007, 2009-14, 2019)

**MOST POSTSEASON MEETINGS, OVERALL**

No. Teams	Seasons
10	Green Bay vs. San Fran. 1995-98, 2001, 2012-13, 2019, 2021, 2023
9	Dal. Cowboys vs. L.A. Rams 1973, 1975-76, 1978-80, 1983, 1985, 2016
9	Dal. Cowboys vs. San Fran. 1970-72, 1981, 1992-94, 2021-22
9	Green Bay vs. Dal. Cowboys 1966-67, 1982, 1993-95, 2014, 2016, 2023
8	Chi. Bears vs. N.Y. Giants 1933-34, 1941, 1946, 1956, 1963, 1985, 1990
8	Denver vs. Pittsburgh 1977-78, 1984, 1989, 1997, 2005, 2011, 2015

**TEAM RECORDS**

*all single-game records*

**NET YARDS GAINED**

**Most Yards Gained, Game**

493	at Arizona, Jan. 10, 2010 (89 ru., 404 pa.)
484	vs. Los Angeles Rams, Jan. 16, 2021 (188 ru., 296 pa.)
479	vs. Carolina, Jan. 12, 1997 (201 ru., 278 pa.)
466	at Dallas Cowboys, Jan. 16, 1983 (158 ru., 308 pa.)
442	at Atlanta, Jan. 15, 2011 (96 ru., 346 pa.)

**Fewest Yards Gained, Game**

195	vs. Dallas Cowboys, Dec. 31, 1967 (80 ru., 115 pa.)
210	vs. San Francisco, Jan. 4, 1997 (139 ru., 71 pa.)
211	at Washington, Dec. 24, 1972 (78 ru., 133 pa.)



Butler

**FIRST DOWNS**

**Most First Downs, Game**

32	at Arizona, Jan. 10, 2010
28	at Atlanta, Jan. 15, 2011
	vs. Los Angeles Rams, Jan. 16, 2021
27	at Dallas Cowboys, Jan. 15, 2017
25	vs. Seattle, Jan. 12, 2008
	vs. New York Giants, Jan. 15, 2012

**Fewest First Downs, Game**

7	vs. Boston Redskins at New York, Dec. 13, 1936
10	vs. New York Giants, Dec. 10, 1939
	at Washington, Dec. 24, 1972
11	at New York Giants, Dec. 17, 1944

**RUSHING**

**Most Yards Gained Rushing, Game**

235	vs. Seattle, Jan. 12, 2008 (35 att.)
223	at Philadelphia, Dec. 26, 1960 (42 att.)
210	at Philadelphia, Jan. 11, 2004 (37 att.)
204	vs. Cleveland Browns, Jan. 2, 1966 (47 att.)
201	vs. Carolina, Jan. 12, 1997 (45 att.)

**Fewest Yards Gained Rushing, Game**

28	vs. New York Giants, Jan. 20, 2008 (14 att.)
31	at Dallas Cowboys, Jan. 16, 1994 (13 att.)
33	at Chicago Bears, Dec. 14, 1941 (33 att.)

# Super Bowl record    ## Shares Super Bowl record

No. Teams	Seasons
8	Green Bay vs. N.Y. Giants 1938-39, 1944, 1961-62, 2007, 2011, 2016
8	Minnesota vs. L.A./StL Rams 1969, 1974, 1976-78, 1988, 1989, 2024
8	N.Y. Giants vs. San Fran. 1981, 1984-86, 1990, 1993, 2002, 2011
7	Buffalo vs. Kansas City 1966, 1991, 1993, 2020-21, 2023-24
7	Chi. Bears vs. Wash./Bos. Redskins 1937, 1940, 1942-43, 1984, 1986-87
7	Dal. Cowboys vs. Minnesota 1971, 1973, 1975, 1977, 1996, 1999, 2009

Most Rushing Attempts, Game

- 51 vs. New York Giants, Dec. 10, 1939 (131 yds.)
- 48 at New York Giants, Dec. 17, 1944 (162 yds.)
- 47 vs. Cleveland Browns, Jan. 2, 1966 (204 yds.)

Fewest Rushing Attempts, Game

- 12 at Dallas Cowboys, Jan. 14, 1996 (48 yds.)
- 13 at Dallas Cowboys, Jan. 16, 1994 (31 yds.)
- vs. Pittsburgh, Feb. 6, 2011 (50 yds.)

PASSING

Most Passes Attempted, Game

- 48 vs. Tampa Bay, Jan. 24, 2021 (33 comp.)
- 46 at Dallas Cowboys, Jan. 8, 1995 (21 comp.)
- vs. New York Giants, Jan. 15, 2012 (26 comp.)
- 45 at Dallas Cowboys, Jan. 16, 1994 (28 comp.)
- at Atlanta, Jan. 22, 2017 (27 comp.)

Fewest Passes Attempted, Game

- 10 vs. New York Giants, Dec. 10, 1939
- 11 at New York Giants, Dec. 17, 1944
- 15 vs. San Francisco, Jan. 4, 1997

Most Passes Completed, Game

- 33 vs. Tampa Bay, Jan. 24, 2021 (48 att.)
- 31 at Atlanta, Jan. 15, 2011 (36 att.)
- at San Francisco, Jan. 19, 2020 (39 att.)
- 28 at Dallas Cowboys, Jan. 16, 1994 (45 att.)
- at Arizona, Jan. 10, 2010 (42 att.)
- at Dallas Cowboys, Jan. 15, 2017 (43 att.)

Fewest Passes Completed, Game

- 3 at New York Giants, Dec. 17, 1944
- 7 vs. New York Giants, Dec. 10, 1939
- 8 at New York Giants, Dec. 11, 1938

Most Net Yards Gained, Passing, Game

- 404 at Arizona, Jan. 10, 2010 (42-28-1, 4 TD)
- 346 at Atlanta, Jan. 15, 2011 (36-31-0, 3 TD)
- 331 vs. New York Giants, Jan. 8, 2017 (40-25-0, 4 TD)

Fewest Net Yards Gained, Passing, Game

- 71 vs. San Francisco, Jan. 4, 1997
- 73 at New York Giants, Dec. 17, 1944
- 96 at New York Giants, Dec. 30, 1962

Most Touchdowns, Passing, Game

- 4 at Dallas Cowboys, Jan. 1, 1967
- vs. St. Louis Cardinals, Jan. 8, 1983
- at Arizona, Jan. 10, 2010
- vs. New York Giants, Jan. 8, 2017
- 3 13 times (last: at Dallas Cowboys, Jan. 14, 2024)

Most Passes Had Intercepted, Game

- 6 at St. Louis Rams, Jan. 20, 2002
- 4 vs. Minnesota, Jan. 9, 2005
- 3 vs. New York Giants, Dec. 10, 1939
- at New York Giants, Dec. 17, 1944
- at Dallas Cowboys, Jan. 8, 1983
- at Philadelphia, Jan. 12, 2025

SCORING

Most Points, Game

- 48 at Atlanta, Jan. 15, 2011 (48-21)
- at Dallas Cowboys, Jan. 14, 2024 (48-32)
- 45 at Arizona, Jan. 10, 2010 (45-51)
- 42 vs. Seattle, Jan. 12, 2008 (42-20)
- 41 vs. St. Louis Cardinals, Jan. 8, 1983 (41-16)

Fewest Points, Game

- 3 at Washington, Dec. 24, 1972 (16-3)
- 7 vs. Atlanta, Jan. 4, 2003 (27-7)
- 9 at Dallas Cowboys, Jan. 8, 1995 (35-9)

Largest Margin of Victory

- 37 vs. New York Giants, Dec. 31, 1961 (37-0)
- 27 vs. New York Giants, Dec. 10, 1939 (27-0)
- at Atlanta, Jan. 15, 2011 (48-21)
- 25 vs. Kansas City, Jan. 15, 1967 (35-10)
- vs. St. Louis Cardinals, Jan. 8, 1983 (41-16)
- vs. New York Giants, Jan. 8, 2017 (38-13)

Most Overall Touchdowns, Game

- 7 at Dallas Cowboys, Jan. 14, 2024
- 6 vs. Seattle, Jan. 12, 2008
- at Arizona, Jan. 10, 2010
- at Atlanta, Jan. 15, 2011
- 5 at Dallas Cowboys, Jan. 1, 1967
- vs. Kansas City, Jan. 15, 1967
- vs. St. Louis Cardinals, Jan. 8, 1983
- vs. Atlanta, Dec. 31, 1995
- vs. San Francisco, Jan. 4, 1997
- vs. New York Giants, Jan. 8, 2017

Most Field Goals, Game

- \*\*5 at Seattle, Jan. 18, 2015
- #4 vs. Oakland, Jan. 14, 1968
- 3 vs. New York Giants, Dec. 31, 1961
- at New York Giants, Dec. 30, 1962
- vs. Cleveland Browns, Jan. 2, 1966
- vs. Detroit, Dec. 31, 1994
- vs. Carolina, Jan. 12, 1997
- at San Francisco, Jan. 11, 1998

Most (One-Point) Points After Touchdown, Game

- 6 vs. Seattle, Jan. 12, 2008
- at Arizona, Jan. 10, 2010
- at Dallas Cowboys, Jan. 24, 2024
- 5 vs. Kansas City, Jan. 15, 1967
- vs. St. Louis Cardinals, Jan. 8, 1983
- vs. San Francisco, Jan. 4, 1997
- vs. New York Giants, Jan. 8, 2017

Most Safeties

No individual safeties (team safety; vs. Detroit, Dec. 31, 1994)

PUNTING

Most Punts, Game

- 10 at New York Giants, Dec. 17, 1944
- 8 vs. Boston Redskins at New York, Dec. 13, 1936
- vs. Dallas Cowboys, Dec. 31, 1967
- at Washington, Dec. 24, 1972
- at Chicago Bears, Jan. 23, 2011
- vs. Minnesota, Jan. 5, 2013

Fewest Punts, Game

- \*\*0 at Atlanta, Jan. 15, 2011
- 1 vs. St. Louis Cardinals, Jan. 8, 1983
- vs. Atlanta, Jan. 4, 2003
- at Arizona, Jan. 10, 2010
- at San Francisco, Jan. 20, 2024
- 2 vs. Carolina, Jan. 12, 1997
- at San Francisco, Jan. 3, 1999
- vs. New York Giants, Jan. 15, 2012
- vs. Dallas Cowboys, Jan. 11, 2015
- at Atlanta, Jan. 22, 2017
- at Philadelphia, Jan. 12, 2025

Highest Gross Average, Game (Min. 4 punts)

- 47.0 at San Francisco, Jan. 12, 2013 (4-188)
- 45.3 at Washington, Jan. 10, 2016 (4-181)
- 45.2 at Philadelphia, Dec. 26, 1960 (5-226)

\*\* Shares NFL record    ## Shares Super Bowl record

CONSECUTIVE POSTSEASON WINS, VS. ONE TEAM

Wins	Teams	Seasons
5	*Pittsburgh over Bal./Ind. Colts	1975-76, 1995-96, 2005
5	*San Francisco over Green Bay	2012-13, 2019, 2021, 2023
4	*Dal. Cowboys over Green Bay	1962, 1993-95
4	Green Bay over N.Y. Giants	1939, 1944, 1961-62
4	*Indianapolis over Kansas City	1995, 2003, 2006, 2013
4	*Kansas City over Buffalo	2020-21, 2023-24
4	*Minnesota over L.A. Rams	1969, 1974, 1976-77
4	*Oakland over Hou. Oilers/Ten. Titans	1967-68, 1980, 2002
4	*Philadelphia over Minnesota	1980, 2004, 2008, 2017
4	*San Francisco over Minnesota	1968-69, 1997, 2019
4	*Washington over Detroit	1982, 1991, 1999, 2024
4	Buffalo over Miami	1990, 1992, 1995
3	*Cincinnati over Buffalo	1981, 1988, 2022
3	Dal. Cowboys over San Francisco	1970-72
3	Dal. Cowboys over Minnesota	1975, 1977, 1996
3	Dal. Cowboys over Philadelphia	1992, 1995, 2009
3	*Dal. Cowboys over Tampa Bay	1981-82, 2022
3	*Denver over Cle. Browns	1986-87, 1989
3	*Green Bay over Dallas Cowboys	2014, 2016, 2023
3	Green Bay over San Francisco	1995-97

Wins	Teams	Seasons
3	Hou. Oilers over L.A./S.D. Chargers	1960-61, 1979
3	*Indianapolis over Denver	2004-05, 2017
3	*Kansas City over Houston	2015, 2019, 2024
3	*L.A. Rams over Dallas Cowboys	1993, 1995, 2018
3	*L.A. Rams over Tampa Bay	1973, 1999, 2021
3	*Miami over Kansas City	1971, 1990, 1994
3	*New England over Jacksonville	2005, 2007, 2017
3	*New England over Pittsburgh	2006-07, 2018
3	*New England over L.A./S.D. Chargers	2007, 2004, 2016
3	New Orleans over Philadelphia	2002, 2004, 2017
3	N.Y. Giants over San Francisco	2006, 2013, 2018
3	*Philadelphia over Atlanta	1985-86, 1990
3	*Philadelphia over N.Y. Giants	1985-86, 1990
3	Pittsburgh over Hou. Oilers	1978-79, 1989
3	*San Francisco over Chi. Bears	1984, 1988, 1994
3	*San Francisco over Dallas Cowboys	1984, 2021, 2022
3	*Seattle over Washington	2005, 2007, 2012
3	*Tampa Bay over Philadelphia	2002, 2021, 2023
3	*Washington over Minnesota	1982, 1987, 1992

— active streak

PUNT RETURNS

Most Punt Returns, Game

*8	at New York Giants, Dec. 17, 1944
6	vs. Baltimore Colts, Dec. 26, 1965
##6	vs. New England, Jan. 26, 1997
6	at Philadelphia, Jan. 11, 2004
5	vs. Boston Redskins at New York, Dec. 13, 1936
	at Chicago Bears, Dec. 14, 1941
	vs. Dallas Cowboys, Dec. 31, 1967
	vs. Oakland, Jan. 14, 1968
	vs. New York Giants, Jan. 8, 2017

Most Yards, Punt Returns, Game

117	vs. San Francisco, Jan. 4, 1997 (3 returns)
98	at New York Giants, Dec. 17, 1944 (8 returns)
##90	vs. New England, Jan. 26, 1997 (6 returns)

KICKOFF RETURNS

Most Kickoff Returns, Game

7	at Dallas Cowboys, Jan. 16, 1983
	at Dallas Cowboys, Jan. 14, 1996
	at San Francisco, Jan. 3, 1999
	at St. Louis Rams, Jan. 20, 2002
6	at Dallas Cowboys, Jan. 1, 1967
	at Dallas Cowboys, Jan. 16, 1994
	at Dallas Cowboys, Jan. 8, 1995
	vs. Denver, Jan. 25, 1998
	vs. Seattle, Jan. 4, 2004
	at Arizona, Jan. 10, 2010

Most Yards, Kickoff Returns, Game

194	at San Francisco, Jan. 3, 1999 (7 returns)
154	vs. New England, Jan. 26, 1997 (4 returns)
148	at Dallas Cowboys, Jan. 16, 1983 (7 returns)
	at Dallas Cowboys, Jan. 14, 1996 (7 returns)

PENALTIES

Most Penalties, Game

11	at Dallas Cowboys, Jan. 14, 1996
10	vs. Dallas Cowboys, Jan. 11, 2015
9	at San Francisco, Jan. 11, 1998
	vs. Denver, Jan. 25, 1998

Fewest Penalties, Game

1	vs. Oakland, Jan. 14, 1968
	vs. San Francisco, Jan. 4, 1997
	at San Francisco, Jan. 20, 2024
2	at New York Giants, Dec. 11, 1938
	vs. Cleveland Browns, Jan. 2, 1966
	at Dallas Cowboys, Jan. 1, 1967
	vs. Dallas Cowboys, Dec. 31, 1967
	at Philadelphia, Jan. 9, 2011
	vs. Minnesota, Jan. 5, 2013
	vs. New York Giants, Jan. 8, 2017

DEFENSIVE RECORDS

TOTAL YARDS ALLOWED

Fewest Net Yards Allowed, Game

116	vs. Boston Redskins at New York, Dec. 13, 1936
130	vs. New York Giants, Dec. 31, 1961
161	vs. Cleveland Browns, Jan. 2, 1966

Most Net Yards Allowed, Game

579	at San Francisco, Jan. 12, 2013
531	at Arizona, Jan. 10, 2010
510	at Dallas Cowboys, Jan. 14, 2024

FIRST DOWNS

Fewest First Downs Allowed, Game

*6	vs. New York Giants, Dec. 31, 1961
8	vs. Boston Redskins at New York, Dec. 13, 1936
	vs. Cleveland Browns, Jan. 2, 1966
9	vs. New York Giants, Dec. 10, 1939
	vs. Baltimore Colts, Dec. 26, 1965
	vs. Detroit, Dec. 31, 1994

Most First Downs Allowed, Game

37	at Dallas Cowboys, Jan. 14, 2024
30	at Arizona, Jan. 10, 2010
	at Atlanta, Jan. 22, 2017

RUSHING

Fewest Yards Allowed, Rushing, Game

*-4	vs. Detroit, Dec. 31, 1994 (15 att.)
21	vs. Atlanta, Dec. 31, 1995 (10 att.)
28	vs. Seattle, Jan. 12, 2008 (18 att.)
31	vs. New York Giants, Dec. 31, 1961 (14 att.)

Most Yards Allowed, Rushing, Game

323	at San Francisco, Jan. 12, 2013 (43 att.)
285	at San Francisco, Jan. 19, 2020 (42 att.)
277	at Chicago Bears, Dec. 14, 1941 (48 att.)

PASSING

Fewest Opponent Passes Attempted, Game

8	at San Francisco, Jan. 19, 2020
12	at Chicago Bears, Dec. 14, 1941
	vs. Baltimore Colts, Dec. 26, 1965

Most Opponent Passes Attempted, Game

65	at San Francisco, Jan. 6, 1996 (32 comp.)
60	at Dallas Cowboys, Jan. 14, 2024 (41 comp.)
54	vs. Atlanta, Dec. 31, 1995 (30 comp.)

Fewest Opponent Passes Completed, Game

5	at Chicago Bears, Dec. 14, 1941
	vs. Baltimore Colts, Dec. 26, 1965
6	at San Francisco, Jan. 19, 2020

Most Opponent Passes Completed, Game

41	at Dallas Cowboys, Jan. 14, 2024 (60 att.)
32	vs. St. Louis Cardinals, Jan. 8, 1983 (51 att.)
	at San Francisco, Jan. 6, 1996 (65 att.)

Fewest Opponent Net Yards, Passing, Game

32	vs. Baltimore Colts, Dec. 26, 1965
48	at Chicago Bears, Dec. 14, 1941
69	at San Francisco, Jan. 19, 2020

Most Opponent Net Yards, Passing, Game

392	at Atlanta, Jan. 22, 2017
387	at Dallas Cowboys, Jan. 14, 2024
375	at Arizona, Jan. 10, 2010

Most Opponent Touchdown Passes, Game

5	at Arizona, Jan. 10, 2010
4	vs. Minnesota, Jan. 9, 2005
	at Atlanta, Jan. 22, 2017

\* NFL record  
## Shares Super Bowl record

BEST POSTSEASON RECORDS VS. ONE TEAM (MINIMUM FOUR GAMES)

Team	Opponent	W	L	Pct	Last Meeting	Team	Opponent	W	L	Pct	Last Meeting
Pit.	Bal/Ind.	5	0	1.000	2005 AFC Divisional	Hou/O/Ten/T	SD	3	1	.750	2007 AFC Wild Card
Oak.	Hou/O/Ten/T	4	0	1.000	2002 AFC Championship	KC	Hou/O/Ten/T	3	1	.750	2019 AFC Championship
Phi.	Min.	4	0	1.000	2017 NFC Championship	Mia.	KC	3	1	.750	2023 AFC Wild Card
Was.	Det.	4	0	1.000	2024 NFC Divisional	NE	Phi.	3	1	.750	2004 AFC Championship
SF	Min.	5	1	.833	2019 NFC Divisional	NE	SD/LAC	3	1	.750	2018 AFC Divisional
Buf.	Mia.	4	1	.800	2022 AFC Wild Card	NO	Phi.	3	1	.750	2018 NFC Divisional
Den.	NE	4	1	.800	2015 AFC Championship	NYG	Min.	3	1	.750	2022 NFC Wild Card
Ind.	KC	4	1	.800	2018 AFC Divisional	Oak.	Mia.	3	1	.750	2000 AFC Divisional
Min.	NO	4	1	.800	2019 NFC Wild Card	Phi.	Atl.	3	1	.750	2017 NFC Divisional
NE	Ind.	4	1	.800	2014 AFC Championship	Phi.	ChiB	3	1	.750	2018 NFC Wild Card
NE	Jax.	4	1	.800	2017 AFC Championship	Phi.	GB	3	1	.750	2024 NFC Wild Card
NE	Pit.	4	1	.800	2016 AFC Championship	Pit.	BalR	3	1	.750	2024 AFC Wild Card
DalC	Phi.	3	1	.750	2009 NFC Wild Card	Pit.	Hou/O/Ten/T	3	1	.750	2002 AFC Divisional
GB	Sea	3	1	.750	2019 NFC Divisional	SF	Was.	3	1	.750	1992 AFC Divisional
Det.	CleB	3	1	.750	1957 NFL Championship						



Most Opponent Passes Intercepted

6	vs. New York Giants, Dec. 10, 1939
4	at New York Giants, Dec. 17, 1944
	vs. New York Giants, Dec. 31, 1961
	vs. New England, Jan. 26, 1997
	at Seattle, Jan. 18, 2015
3	vs. San Francisco, Jan. 4, 1997
	at Chicago Bears, Jan. 23, 2011
	vs. Tampa Bay, Jan. 24, 2021

SCORING

Most Points Allowed, Game

51	at Arizona, Jan. 10, 2010 (51-45)
45	at St. Louis Rams, Jan. 20, 2002 (45-17)
	at San Francisco, Jan. 12, 2013 (45-31)
44	at Atlanta, Jan. 22, 2017 (44-21)

Fewest Points Allowed, Game

**0	vs. New York Giants, Dec. 10, 1939
	vs. New York Giants, Dec. 31, 1961
6	vs. Boston Redskins at New York, Dec. 13, 1936
7	at New York Giants, Dec. 17, 1944
	at New York Giants, Dec. 30, 1962
	vs. Los Angeles Rams, Dec. 23, 1967
	vs. Tampa Bay, Jan. 4, 1998

Opponent Largest Margin of Victory

28	at St. Louis Rams, Jan. 20, 2002 (45-17)
26	at Dallas Cowboys, Jan. 8, 1995 (35-9)
23	at Atlanta, Jan. 22, 2017 (44-21)

Most Opponent Touchdowns Scored, Game

7	at Arizona, Jan. 10, 2010
6	at St. Louis Rams, Jan. 20, 2002
	at San Francisco, Jan. 12, 2013
	at Atlanta, Jan. 22, 2017
5	at Dallas Cowboys, Jan. 8, 1995
	at Dallas Cowboys, Jan. 14, 1996
4	9 times (last: at Dallas Cowboys, Jan. 14, 2024)

Most Opponent Field Goals Scored, Game

3	at Washington, Dec. 24, 1972
	at Dallas Cowboys, Jan. 16, 1983
	at San Francisco, Jan. 3, 1999
	vs. New York Giants, Jan. 20, 2008
	vs. New York Giants, Jan. 15, 2012
	vs. San Francisco, Jan. 5, 2014
	at Dallas Cowboys, Jan. 15, 2017
	at San Francisco, Jan. 19, 2020
	at Philadelphia, Jan. 12, 2025
2	13 times (last: vs. San Francisco, Jan. 22, 2022)

Most Opponent (One-Point) Points After TD, Game

6	at St. Louis Rams, Jan. 20, 2002
	at Arizona, Jan. 10, 2010
	at San Francisco, Jan. 12, 2013
5	at Dallas Cowboys, Jan. 8, 1995
	at Dallas Cowboys, Jan. 14, 1996
	at Atlanta, Jan. 22, 2017
4	at Dallas Cowboys, Jan. 16, 1983
	vs. Denver, Jan. 25, 1998
	vs. Minnesota, Jan. 9, 2005
	vs. New York Giants, Jan. 15, 2012
	at San Francisco, Jan. 19, 2020
	vs. Tampa Bay, Jan. 24, 2021

Most Safeties, Game

1	vs. Detroit, Dec. 31, 1994
---	----------------------------

PUNTING

Most Opponent Punts, Game

10	vs. Boston Redskins at New York, Dec. 13, 1936
	at New York Giants, Dec. 17, 1944
9	at Chicago Bears, Jan. 23, 2011
8	at New York Giants, Dec. 11, 1938
	vs. Baltimore Colts, Dec. 26, 1965
	vs. Dallas Cowboys, Dec. 31, 1967
	vs. Detroit, Dec. 31, 1994
	vs. New England, Jan. 26, 1997
	vs. New York Giants, Jan. 8, 2017
7	at New York Giants, Dec. 30, 1962
	vs. Kansas City, Jan. 15, 1967
	at Philadelphia, Jan. 11, 2004

Fewest Opponent Punts, Game

**0	vs. St. Louis Cardinals, Jan. 8, 1983
1	at Arizona, Jan. 10, 2010
2	vs. New York Giants, Jan. 15, 2012
	vs. Dallas Cowboys, Jan. 11, 2015
	at Dallas Cowboys, Jan. 15, 2017
	at Atlanta, Jan. 22, 2017
	at San Francisco, Jan. 19, 2020
	vs. Tampa Bay, Jan. 24, 2021
	at Dallas Cowboys, Jan. 14, 2024
3	at Detroit, Jan. 8, 1994
	at Dallas Cowboys, Jan. 16, 1994
	at San Francisco, Jan. 3, 1999
	vs. Pittsburgh, Feb. 6, 2011
	at San Francisco, Jan. 12, 2013
	vs. San Francisco, Jan. 5, 2014
	at Arizona, Jan. 16, 2016
	vs. Seattle, Jan. 12, 2020

Opponent Highest Gross Average, Game (Min. 4 Punts)

50.6	at Washington, Jan. 10, 2016
50.5	vs. Los Angeles Rams, Jan. 16, 2021
49.6	vs. Minnesota, Jan. 5, 2013

PUNT RETURNS

Most Opponent Punt Returns, Game

5	vs. Baltimore Colts, Dec. 26, 1965
	vs. Boston Redskins at New York, Dec. 13, 1936
4	vs. New England, Jan. 26, 1997
	at Philadelphia, Jan. 11, 2004
	vs. New York Giants, Jan. 20, 2008
	at Chicago Bears, Jan. 23, 2011
	vs. Pittsburgh, Feb. 6, 2011

Most Yards, Opponent Punt Returns, Game

87	at Chicago Bears, Dec. 14, 1941 (3 returns)
58	vs. Boston Redskins at New York, Dec. 13, 1936 (5 returns)
38	at Philadelphia, Jan. 9, 2011 (4 returns)

KICKOFF RETURNS

Most Opponent Kickoff Returns, Game

8	at Atlanta, Jan. 15, 2011 (232 yds.)
7	vs. Oakland, Jan. 14, 1968 (127 yds.)
	vs. St. Louis Cardinals, Jan. 8, 1983 (178 yds.)
	vs. Carolina, Jan. 12, 1997 (86 yds.)
	vs. Seattle, Jan. 4, 2004 (98 yds.)
	vs. Seattle, Jan. 12, 2008 (105 yds.)
6	Nine times (last: vs. Pittsburgh, Feb. 6, 2011)

Most Yards, Opponent Kickoff Returns, Game

232	at Atlanta, Jan. 15, 2011 (8 returns)
186	vs. Detroit, Dec. 31, 1994 (5 returns)
178	vs. St. Louis Cardinals, Jan. 8, 1983 (7 returns)

SACKS

Most Sacks, Game (Since 1963)

8	at Philadelphia, Jan. 11, 2004
6	vs. Kansas City, Jan. 15, 1967
	at Washington, Jan. 10, 2016
5	vs. Los Angeles Rams, Dec. 23, 1967
	vs. St. Louis Cardinals, Jan. 8, 1983
	vs. New England, Jan. 26, 1997
	at Atlanta, Jan. 15, 2011
	at Seattle, Jan. 18, 2015
	vs. Seattle, Jan. 12, 2020

PENALTIES

Most Opponent Penalties, Game

12	at Chicago Bears, Dec. 14, 1941
11	at New York Giants, Dec. 17, 1944
9	at Arizona, Jan. 10, 2010
	at Chicago Bears, Jan. 23, 2011

Fewest Opponent Penalties, Game

**0	at Philadelphia, Dec. 26, 1960
2	at New York Giants, Dec. 11, 1938
	vs. New England, Jan. 26, 1997
	vs. Seattle, Jan. 4, 2004
	vs. San Francisco, Jan. 5, 2014
	at San Francisco, Jan. 19, 2020
	vs. Tampa Bay, Jan. 24, 2021
3	12 times (last: vs. Los Angeles Rams, Jan. 16, 2021)

\*\* Shares NFL record

PARTICIPATION – PLAYOFFS

Career				Green Bay							
Player	GP	GS		GP	GS						
Aaron Banks.....	7	6	0	0			Emanuel Wilson.....	3	0	3	0
Chris Brooks.....	2	0	1	0			Colby Wooden.....	3	0	3	0
Karl Brooks.....	3	0	3	0			Totals.....	104	49	81	37
Javon Bullard.....	1	0	1	0							
Edgerrin Cooper.....	1	1	1	1							
Brenton Cox Jr.....	1	0	1	0							
Trevon Diggs.....	3	3	0	0							
Romeo Doubs.....	3	3	3	3							
Kingsley Enagbare.....	2	1	2	1							
Rashan Gary.....	8	4	8	4							
Ty'Ron Hopper.....	1	0	1	0							
Josh Jacobs.....	2	2	1	1							
Jordan Love.....	3	3	3	3							
Isaiah McDuffie.....	4	2	4	2							
Xavier McKinney.....	3	3	1	1							
Brandon McManus.....	5	0	1	0							
Bo Melton.....	3	0	3	0							
Arron Mosby.....	1	0	1	0							
Luke Musgrave.....	3	1	3	1							
Keisean Nixon.....	4	1	3	1							
Kitan Oladapo.....	1	0	1	0							
Matt Orzech.....	7	0	3	0							
Jayden Reed.....	3	2	3	2							
Sean Rhyan.....	3	1	3	1							
Zach Tom.....	3	3	3	3							
Carrington Valentine.....	3	3	3	3							
Lukas Van Ness.....	3	0	3	0							
Quay Walker.....	3	3	3	3							
Rasheed Walker.....	3	3	3	3							
Christian Watson.....	2	0	2	0							
Daniel Whelan.....	3	0	3	0							
Dontayvion Wicks.....	3	3	3	3							
Evan Williams.....	1	1	1	1							

Games			
Coach	Career	Green Bay	
Matt LaFleur.....	13	8	
Derrick Ansley.....	2	1	
Rich Bisaccia.....	12	3	
Luke Butkus.....	10	8	
DeMarcus Covington.....	8	0	
Wendel Davis.....	8	8	
Ryan Downard.....	8	8	
Sean Duggan.....	1	1	
John Dunn.....	4	4	
Luke Getsy.....	12	12	
Eddie Gordon.....	1	1	
Rob Grosso.....	4	3	
Jeff Hafley.....	1	1	
Cory Harkey.....	7	0	
Aaron Hill.....	13	1	
Todd Hunt.....	8	1	
Marcus Jones.....	1	1	
Connor Lewis.....	6	6	
Ryan Mahaffey.....	4	4	
Sean Mannion.....	1	1	
Vince Oghobaase.....	1	1	
Ben Schumacher.....	1	1	
Ben Sirmans.....	11	11	
Adam Stenavich.....	8	8	
Byron Storer.....	6	3	
Jason Vrable.....	8	8	
Totals.....	159	104	

PACKERS AMONG THE BEST IN THE POSTSEASON

Highlighted by 25 playoff appearances in the last 33 seasons, which is the most trips in the league over that span, including three trips to the Super Bowl, the Packers own the third-best postseason winning percentage in National Football League history. They have won 37 of 64 playoff games, starting with their first-ever postseason contest – the 1936 NFL Championship Game, a 21-6 victory over the Boston Redskins. The standings:

Franchise	W	L	Pct	Pts	Opp
New England Patriots.....	37	22	.627	1,433	1,249
San Francisco 49ers.....	39	25	.609	1,572	1,326
Green Bay Packers.....	37	27	.578	1,602	1,389
Baltimore Ravens.....	18	14	.563	683	551
Las Vegas Raiders.....	25	20	.556	1,061	850
Pittsburgh Steelers.....	36	29	.554	1,530	1,450
Washington Commanders.....	25	21	.543	965	903
Kansas City Chiefs.....	26	22	.542	1,094	1,089
Dallas Cowboys.....	36	31	.537	1,569	1,334
Denver Broncos.....	23	20	.535	913	1,075
Carolina Panthers.....	9	8	.529	389	367
Philadelphia Eagles.....	29	26	.527	1,187	1,040
Jacksonville Jaguars.....	8	8	.500	388	414
New York Giants.....	25	26	.490	916	989
Buffalo Bills.....	21	22	.488	1,040	980
Los Angeles Rams.....	27	29	.482	1,069	1,216
New York Jets.....	12	13	.480	510	508
Tampa Bay Buccaneers.....	12	13	.480	500	496
Indianapolis Colts.....	23	25	.479	976	1,030
Seattle Seahawks.....	17	19	.472	830	803
Miami Dolphins.....	20	23	.465	839	965
Chicago Bears.....	17	20	.459	775	763
Cleveland Browns.....	17	22	.436	837	879
New Orleans Saints.....	10	13	.435	564	619
Houston Texans.....	6	8	.429	295	336
Tennessee Titans.....	17	23	.425	716	917
Atlanta Falcons.....	10	14	.417	543	592
Arizona Cardinals.....	7	10	.412	373	491
Minnesota Vikings.....	21	32	.396	1,024	1,218
Cincinnati Bengals.....	10	16	.385	499	565
Los Angeles Chargers.....	12	20	.375	625	747
Detroit Lions.....	9	15	.375	536	624

# ROSTER/ALPHABETICAL

NO.	NAME	POS	HT	WT	DOB	EXP	COLLEGE	HOMETOWN	HOW ACO
<b>Active (53)</b>									
37	Baldwin, Johnathan	S	6-0	190	2/8/2003	R	UNLV	Houston, Texas	FA-25
65	Banks, Aaron	G	6-5	325	9/3/1997	5	Notre Dame	El Cerrito, Calif.	UFA (SF)-25
34	Bartholomew, Shemar	CB	6-0	200	6/6/2000	2	Georgia Southern	Cypress, Texas	FA-25
71	Belton, Anthony	G/T	6-6	336	2/23/2001	R	North Carolina State	Tallahassee, Fla.	D2-25
91	Brinson, Warren	DL	6-5	315	2/4/2002	R	Georgia	Bradenton, Fla.	D6-25
30	Brooks, Chris	RB	6-1	219	11/1/2000	3	Brigham Young	Oceanside, Calif.	FA-24
94	Brooks, Karl	DL	6-3	296	5/8/2000	3	Bowling Green	Lansing, Mich.	D6a-23
20	Bullard, Javon	S	5-10	198	9/5/2002	2	Georgia	Milledgeville, Ga.	D2b-24
56	Cooper, Edgerrin	LB	6-2	229	11/17/2001	2	Texas A&M	Covington, La.	D2a-24
57	Cox Jr., Brenton	DL	6-4	250	1/30/2000	3	Florida	Stockbridge, Ga.	FA-23
28	Diggs, Trevon	CB	6-1	202	9/20/1998	6	Alabama	Wheaton, Md.	W-25 (Dal.)
87	Doubs, Romeo	WR	6-2	204	4/13/2000	4	Nevada	Los Angeles, Calif.	D4a-22
55	Enagbare, Kingsley	DL	6-4	258	1/18/2000	4	South Carolina	Atlanta, Ga.	D5-22
64	Ford, Jonathan	DL	6-5	338	9/29/1998	3	Miami (Fla.)	Fort Lauderdale, Fla.	W-25 (Chi.)
2	Gary, Rashan	DL	6-5	277	12/3/1997	7	Michigan	Paramus, N.J.	D1a-19
0	Golden, Matthew	WR	5-11	191	8/1/2003	R	Texas	Klein, Texas	D1-25
59	Hopper, TyRon	LB	6-2	228	4/26/2001	2	Missouri	Roswell, Ga.	D3b-24
8	Jacobs, Josh	RB	5-10	223	2/11/1998	7	Alabama	Tulsa, Okla.	UFA (LV)-24
84	Keeney-James, Jakobie	WR	6-0	190	9/26/2000	R	UMass	Redlands, Calif.	FA-25
7	Kinnard, Darian	T/G	6-5	322	12/29/1999	3	Kentucky	Cleveland, Ohio	T-25 (Phi.)
10	Love, Jordan	QB	6-4	219	11/2/1998	6	Utah State	Bakersfield, Calif.	D1-20
58	McDuffie, Isaiah	LB	6-1	227	7/21/1999	5	Boston College	Buffalo, N.Y.	D6b-21
29	McKinney, Xavier	S	6-0	201	8/9/1999	6	Alabama	Roswell, Ga.	UFA (NYG)-24
17	McManus, Brandon	K	6-3	201	7/25/1991	12	Temple	Lansdale, Pa.	FA-24
16	Melton, Bo	CB	5-11	189	5/18/1999	2	Rutgers	Egg Harbor City, N.J.	FA-22 (PS-Se.)
62	Monk, Jacob	C/G	6-3	308	6/4/2001	2	Duke	Wendell, N.C.	D5a-24
77	Morgan, Jordan	T/G	6-5	311	8/4/2001	2	Arizona	Tucson, Ariz.	D1-24
53	Mosby, Arron	DL	6-3	250	4/13/1999	3	Fresno State	Sanger, Calif.	W-23 (Car.)
88	Musgrave, Luke	TE	6-6	253	9/2/2000	3	Oregon State	Bend, Ore.	D2a-23
25	Nixon, Keisean	CB	5-10	200	6/22/1997	7	South Carolina	Los Angeles, Calif.	FA-22
27	Oladapo, Kitan	S	6-2	216	10/10/2000	2	Oregon State	Portland, Ore.	D5b-24
45	Oliver, Collin	DL	6-2	240	9/23/2002	R	Oklahoma State	Edmond, Okla.	D5-25
42	Orzech, Matt	LS	6-3	245	4/12/1995	6	Azusa Pacific	Menifee, Calif.	UFA (LAR)-23
11	Reed, Jayden	WR	5-11	187	4/28/2000	3	Michigan State	Naperville, Ill.	D2b-23
75	Rhyan, Sean	C/G	6-5	321	9/15/2000	4	UCLA	San Juan Capistrano, Calif.	D3-22
38	Simpson, Jaylin	CB	6-0	180	3/17/2000	1	Auburn	Saint Simons Island, Ga.	Fa-25
68	Smith, Leicuts	G/C	6-3	314	7/13/1998	3	Virginia Tech	Fitzgerald, Ga.	FA-25
99	Sorrell, Barryn	DL	6-3	256	12/22/2002	R	Texas	New Orleans, La.	D4-25
93	Stackhouse, Nazir	DL	6-4	327	4/18/2002	R	Georgia	Decatur, Ga.	FA-25
50	Tom, Zach	OL	6-4	304	3/26/1999	4	Wake Forest	Baton Rouge, La.	D4b-22
6	Tune, Clayton	QB	6-3	220	3/23/1999	3	Houston	Carrollton, Texas	FA-25
24	Valentine, Carrington	CB	6-0	189	9/9/2001	3	Kentucky	Cincinnati, Ohio	D7a-23
90	Van Ness, Lukas	DL	6-5	272	7/6/2001	3	Iowa	Barrington, Ill.	D1-23
7	Walker, Quay	LB	6-4	241	5/8/2000	4	Georgia	Cordele, Ga.	D1a-22
63	Walker, Rasheed	T	6-6	324	2/13/2000	4	Penn State	Waldorf, Md.	D7c-22
9	Watson, Christian	WR	6-4	208	5/12/1999	4	North Dakota State	Tampa, Fla.	D2-22
19	Whelan, Daniel	P	6-5	216	2/10/1999	3	UC Davis	Rancho Mirage, Calif.	FA-23
81	Whyte, Josh	TE	6-7	248	9/8/1999	3	Cincinnati	Cincinnati, Ohio	FA-25
13	Wicks, Dontayvion	WR	6-1	206	6/16/2001	3	Virginia	Plaquemine, La.	D5b-23
33	Williams, Evan	S	5-11	200	7/28/2001	2	Oregon	Mountain View, Calif.	D4-24
2	Willis, Malik	QB	6-1	225	5/25/1999	4	Liberty	Roswell, Ga.	T-24 (Ten.)
23	Wilson, Emanuel	RB	5-10	226	5/8/1999	3	Fort Valley State	Huntersville, N.C.	FA-23
96	Wooden, Colby	DL	6-4	273	12/21/2000	3	Auburn	Lawrenceville, Ga.	D4-23
<b>Injured Reserve (15)</b>									
39	Anderson, Zayne	S	6-2	206	1/3/1997	3	Brigham Young	Stansbury Park, Utah	W-23 (Buf.)
86	FitzPatrick, John	TE	6-7	262	3/9/2000	4	Georgia	Atlanta, Ga.	FA-24 (PS-Atl.)
79	Glover, Travis	T	6-6	317	8/17/2000	2	Georgia State	Vienna, Ga.	D6-24
6	Hadden, Kamal	CB	6-1	192	1/17/2001	1	Tennessee	River Rouge, Mich.	FA-24
21	Hobbs, Nate	CB	6-0	195	6/24/1999	5	Illinois	Louisville, Ky.	UFA (LV)-25
74	Jenkins, Elton	C/G	6-5	311	12/26/1995	7	Mississippi State	Clarksdale, Miss.	D2-19
87	Jennings, Donovan	G/T	6-4	323	11/24/1999	1	South Florida	Tampa, Fla.	FA-24
65	Kraft, Tucker	TE	6-5	259	1/13/2000	3	South Dakota State	Timber Lake, S.D.	D3-23
32	Lloyd, MarShawn	RB	5-9	220	1/5/2001	2	Southern California	Hyattsville, Md.	D3a-24
31	Niemann, Nick	LB	6-3	234	12/2/1997	5	Iowa	Sycamore, Ill.	FA-25
1	Parsons, Micah	DL	6-3	250	5/26/1999	5	Penn State	Harrisburg, Pa.	T-25 (Dal.)
97	Riley, Jordan	DL	6-5	338	5/19/1998	3	Oregon	Durham, N.C.	FA-25 (PS-Nyg.)
54	Welch, Kristian	LB	6-3	240	5/24/1998	6	Iowa	Iola, Wis.	UFA (Ba.)-25
83	Williams, Savion	WR	6-4	222	11/22/2001	R	TCU	Marshall, Texas	D3-25
95	Wyatt, Devonte	DL	6-3	304	3/31/1998	4	Georgia	Decatur, Ga.	D1b-22
<b>Practice Squad (15)</b>									
72	Banks, Brant	T	6-7	306	5/1/2000	R	Rice	Houston, Texas	FA-25
69	Barnett, Dante	DL	6-1	275	2/11/2003	R	Dickinson	Birmingham, England	FA-25
61	Barnhart, Karsen	G	6-4	306	3/2/2001	1	Michigan	Paw Paw, Mich.	FA-25
78	Cooper, Dalton	T	6-6	326	3/15/2001	R	Oklahoma State	Prague, Okla.	FA-25
49	Dabney, Drake	TE	6-5	246	5/14/2002	R	TCU	Cypress, Texas	FA-25
98	Ester, James	DL	6-3	289	8/30/2001	1	Northern Illinois	Detroit, Mich.	FA-24
35	Havrisik, Lucas	K	6-2	185	9/29/1999	2	Arizona	Norco, Calif.	FA-25
46	Herring, Tyrone	CB	6-1	201	4/14/2001	R	Delaware	Deerfield Beach, Fla.	FA-25
48	Johnson, Jamon	LB	6-1	236	11/28/2001	R	Kentucky	Baltimore, Md.	FA-25
26	Martinez, Damien	RB	6-0	217	1/31/2004	R	Miami (Fla.)	Lewisville, Texas	FA-25
80	Neyor, Isaiah	WR	6-4	218	6/7/2001	R	Nebraska	Arlington, Texas	FA-25
41	Perry, Mark	S	6-0	211	5/30/2001	1	TCU	Rancho Cucamonga, Calif.	FA-25
18	Ridder, Desmond	QB	6-3	211	8/31/1999	4	Cincinnati	Louisville, Ky.	FA-25
82	Sheppard, Will	WR	6-3	196	2/11/2002	R	Colorado	Mandeville, La.	FA-25

# ROSTER/ALPHABETICAL

22	Strong Jr., Pierre	RB	5-11	207	12/10/1998	4	South Dakota State	Little Rock, Ark.	FA-25
-									
<b>Practice Squad Injured (1)</b>									
47	Castles, McCallan	TE	6-4	244	12/3/1999	1	Tennessee	South Lake Tahoe, Calif.	FA-25
-									
<b>Reserve/PUP (1)</b>									
73	Williams, John	G	6-4	322	1/17/2002	R	Cincinnati	Bolingbrook, Ill.	D7b-25

# ROSTER/NUMERICAL

NO.	NAME	POS	HT	WT	DOB	EXP	COLLEGE	HOMETOWN	HOW ACC
<b>Active (53)</b>									
0	Matthew Golden	WR	5-11	191	8/1/2003	R	Texas	Klein, Texas	D1-25
2	Malik Willis	QB	6-1	225	5/25/1999	4	Liberty	Roswell, Ga.	T-24 (Ten.)
6	Clayton Tune	QB	6-3	220	3/23/1999	3	Houston	Carrollton, Texas	FA-25
7	Quay Walker	LB	6-4	241	5/8/2000	4	Georgia	Cordele, Ga.	D1a-22
8	Josh Jacobs	RB	5-10	223	2/11/1998	7	Alabama	Tulsa, Okla.	UFA (LV)-24
9	Christian Watson	WR	6-4	208	5/12/1998	4	North Dakota State	Tampa, Fla.	D2-22
10	Jordan Love	QB	6-4	219	11/2/1998	6	Utah State	Bakersfield, Calif.	D1-20
11	Jayden Reed	WR	5-11	187	4/28/2000	3	Michigan State	Naperville, Ill.	D2b-23
13	Dontayvion Wicks	WR	6-1	206	6/16/2001	3	Virginia	Plaquemine, La.	D5b-23
16	Bo Melton	CB	5-11	189	5/18/1999	2	Rutgers	Egg Harbor City, N.J.	FA-22 (PS-Sea.)
17	Brandon McManus	K	6-3	201	7/25/1991	12	Temple	Landsdale, Pa.	FA-24
19	Daniel Whelan	P	6-5	216	2/10/1999	3	UC Davis	Rancho Mirage, Calif.	FA-23
20	Javon Bullard	S	5-10	198	9/5/2002	2	Georgia	Milledgeville, Ga.	D2b-24
23	Emanuel Wilson	RB	5-10	226	5/8/1999	3	Fort Valley State	Huntersville, N.C.	FA-23
24	Carrington Valentine	CB	6-0	189	9/9/2001	3	Kentucky	Cincinnati, Ohio	D7a-23
25	Keisean Nixon	CB	5-10	200	6/22/1997	7	South Carolina	Los Angeles, Calif.	FA-22
27	Kitan Oladapo	S	6-2	216	10/10/2000	2	Oregon State	Portland, Ore.	D5b-24
28	Trevon Diggs	CB	6-1	202	9/20/1998	6	Alabama	Wheaton, Md.	W-25 (Dal.)
29	Xavier McKinney	S	6-0	201	8/9/1999	6	Alabama	Roswell, Ga.	UFA (NYG)-24
30	Chris Brooks	RB	6-1	219	1/11/2000	3	Brigham Young	Oceanside, Calif.	FA-24
33	Evan Williams	S	5-11	200	7/28/2001	2	Oregon	Mountain View, Calif.	D4-24
34	Shemar Bartholomew	CB	6-0	200	6/6/2000	2	Georgia Southern	Cypress, Texas	FA-25
37	Johnathan Baldwin	S	6-0	190	2/8/2003	R	UNLV	Houston, Texas	FA-25
38	Jaylin Simpson	CB	6-0	180	3/17/2000	1	Auburn	Saint Simons Island, Ga.	FA-25
42	Matt Orzech	LS	6-3	245	4/12/1995	6	Azusa Pacific	Menifee, Calif.	UFA (LAR)-23
45	Collin Oliver	DL	6-2	240	9/23/2002	R	Oklahoma State	Edmond, Okla.	D5-25
50	Zach Tom	OL	6-4	304	3/26/1999	4	Wake Forest	Baton Rouge, La.	D4b-22
52	Rashan Gary	DL	6-5	277	12/3/1997	7	Michigan	Paramus, N.J.	D1a-19
53	Arron Mosby	DL	6-3	250	4/13/1999	3	Fresno State	Sanger, Calif.	W-23 (Car.)
55	Kingsley Enagbare	DL	6-4	258	1/18/2000	4	South Carolina	Atlanta, Ga.	D5-22
56	Edgerrin Cooper	LB	6-2	229	11/17/2001	2	Texas A&M	Covington, La.	D2a-24
57	Brenton Cox Jr.	DL	6-4	250	1/30/2000	3	Florida	Stockbridge, Ga.	FA-23
58	Isaiah McDuffie	LB	6-1	227	7/21/1999	5	Boston College	Buffalo, N.Y.	D6b-21
59	Ty Ron Hopper	LB	6-2	228	4/26/2001	2	Missouri	Roswell, Ga.	D3b-24
62	Jacob Monk	C/G	6-3	308	6/4/2001	2	Duke	Wendell, N.C.	D5a-24
63	Rashed Walker	T	6-6	324	2/13/2000	4	Penn State	Waldorf, Md.	D7c-22
64	Jonathan Ford	DL	6-5	338	9/29/1998	3	Miami (Fla.)	Fort Lauderdale, Fla.	UFA (Chi.)
65	Aaron Banks	G	6-5	325	9/3/1997	5	Notre Dame	El Cerrito, Calif.	W-25 (SF)-25
68	Lecitus Smith	G/C	6-3	314	7/13/1998	3	Virginia Tech	Fitzgerald, Ga.	FA-25
70	Darian Kinnard	T/G	6-5	322	12/29/1999	3	Kentucky	Cleveland, Ohio	T-25 (Phi)
71	Anthony Belton	G/T	6-6	336	2/23/2001	R	North Carolina State	Tallahassee, Fla.	D2-25
75	Sean Rhyan	C/G	6-5	321	9/15/2000	4	UCLA	San Juan Capistrano, Calif.	D3-22
77	Jordan Morgan	T/G	6-5	311	8/4/2001	2	Arizona	Tucson, Ariz.	D1-24
81	Josh Whyte	TE	6-7	248	9/8/1999	3	Cincinnati	Cincinnati, Ohio	FA-25
84	Jakobie Keeney-James	WR	6-0	190	9/26/2000	R	UMass	Redlands, Calif.	FA-25
87	Romeo Doubs	WR	6-2	204	4/13/2000	4	Nevada	Los Angeles, Calif.	D4a-22
88	Luke Musgrave	TE	6-6	253	9/2/2000	3	Oregon State	Bend, Ore.	D2a-23
90	Lukas Van Ness	DL	6-5	272	7/6/2001	3	Iowa	Barrington, Ill.	D1-23
91	Warren Brinson	DL	6-5	315	2/4/2002	R	Georgia	Bradenton, Fla.	D6-25
93	Nazir Stackhouse	DL	6-4	327	4/18/2002	R	Georgia	Decatur, Ga.	FA-25
94	Karl Brooks	DL	6-3	296	5/8/2000	3	Bowling Green	Lansing, Mich.	D6a-23
96	Colby Wooden	DL	6-4	273	12/21/2000	3	Auburn	Lawrenceville, Ga.	D4-23
99	Barry Sorrell	DL	6-3	256	12/22/2002	R	Texas	New Orleans, La.	D4-25
<b>Injured Reserve (15)</b>									
1	Micha Parsons	DL	6-3	250	5/26/1999	5	Penn State	Harrisburg, Pa.	T-25 (Dal.)
11	Nate Hobbs	CB	6-0	195	6/24/1999	5	Illinois	Louisville, Ky.	UFA (LV)-25
31	Nick Niemann	LB	6-3	234	12/2/1997	5	Iowa	Sycamore, Ill.	FA-25
32	MarShawn Lloyd	RB	5-9	220	15/2001	2	Southern California	Hyattsville, Md.	D3a-24
36	Kamal Hadden	CB	6-1	192	1/17/2001	1	Tennessee	River Rouge, Mich.	W-23 (Buf.)
39	Zayne Anderson	S	6-2	206	1/3/1997	3	Brigham Young	Stansbury Park, Utah	UFA (Bal.)-25
54	Kristian Welch	LB	6-3	240	5/24/1998	6	Iowa	Iola, Wis.	FA-24
67	Donovan Jennings	G/T	6-4	323	11/24/1999	1	South Florida	Tampa, Fla.	FA-25
74	Elgton Jenkins	C/G	6-5	311	12/26/1995	7	Mississippi State	Clarksdale, Miss.	D2-19
79	Travis Glover	T	6-6	317	8/17/2000	2	Georgia State	Vienna, Ga.	D6-24
83	Savior Williams	WR	6-4	222	11/22/2001	R	TCU	Marshall, Texas	D3-25
85	Tucker Kraft	TE	6-5	259	11/3/2000	3	South Dakota State	Timber Lake, S.D.	D3-23
86	John FitzPatrick	TE	6-7	262	3/9/2000	4	Georgia	Atlanta, Ga.	FA-24 (PS-Atl.)
95	Devonte Wyatt	DL	6-3	304	3/31/1998	4	Georgia	Decatur, Ga.	D1b-22
97	Jordon Riley	DL	6-5	338	5/19/1998	3	Oregon	Durham, N.C.	FA-25 (PS-NYG)
<b>Practice Squad (15)</b>									
18	Desmond Ridder	QB	6-3	211	8/31/1999	4	Cincinnati	Louisville, Ky.	FA-25
22	Pierre Strong Jr.	RB	5-11	207	12/10/1998	4	South Dakota State	Little Rock, Ark.	FA-25
26	Damien Martinez	RB	6-0	217	1/31/2004	R	Miami (Fla.)	Lewisville, Texas	FA-25
35	Lucas Havrisik	K	6-2	185	9/29/1999	2	Arizona	Norco, Calif.	FA-25
41	Mark Perry	S	6-0	211	5/30/2001	1	TCU	Rancho Cucamonga, Calif.	FA-25
46	Tyron Herring	CB	6-1	201	4/14/2001	R	Delaware	Deerfield Beach, Fla.	FA-25
48	Jamon Johnson	LB	6-1	236	11/28/2001	R	Kentucky	Baltimore, Md.	FA-25
49	Drake Dabney	TE	6-5	246	5/14/2002	R	TCU	Cypress, Texas	FA-25
61	Karsen Barnhart	G	6-4	306	3/2/2001	1	Michigan	Paw Paw, Mich.	FA-25
69	Dante Barnett	DL	6-1	275	2/11/2003	R	Dickinson	Birmingham, England	FA-25
72	Brant Banks	T	6-7	306	5/1/2000	R	Rice	Houston, Texas	FA-25
78	Dalton Cooper	T	6-6	326	3/15/2001	R	Oklahoma State	Prague, Okla.	FA-25
80	Isaiah Neyor	WR	6-4	218	6/7/2001	R	Nebraska	Arlington, Texas	FA-25
82	Will Sheppard	WR	6-3	196	2/11/2002	R	Colorado	Mandeville, La.	FA-25



ROSTER/NUMERICAL

98	James Ester	DL	6-3	289	8/30/2001	1	Northern Illinois	Detroit, Mich.	FA-24
-									
<b>Practice Squad Injured (1)</b>									
47	McCallan Castles	TE	6-4	244	12/3/1999	1	Tennessee	South Lake Tahoe, Calif.	FA-25
-									
<b>Reserve/PUP (1)</b>									
73	John Williams	G	6-4	322	1/17/2002	R	Cincinnati	Bolingbrook, Ill.	D7b-25

# ROSTER/POSITIONAL

NO.	NAME	POS.	HT.	WT.	AGE	EXP.	COLLEGE	HOMETOWN	HOW ACQ.
<b>QUARTERBACKS (3)</b>									
2	Malik Willis	QB	6-1	225	26	4	Liberty	Roswell, Ga.	T-24 (Ten.)
6	Clayton Tune	QB	6-3	220	26	3	Houston	Carrollton, Texas	FA-25
10	Jordan Love	QB	6-4	219	27	6	Utah State	Bakersfield, Calif.	D1-20
<b>RUNNING BACKS (3)</b>									
8	Josh Jacobs	RB	5-10	223	27	7	Alabama	Tulsa, Okla.	UFA (LV)-24
23	Emanuel Wilson	RB	5-10	226	26	3	Fort Valley State	Huntersville, N.C.	FA-23
30	Chris Brooks	RB	6-1	219	25	3	Brigham Young	Oceanside, Calif.	FA-24
<b>WIDE RECEIVERS (6)</b>									
0	Matthew Golden	WR	5-11	191	22	R	Texas	Klein, Texas	D1-25
9	Christian Watson	WR	6-4	208	26	4	North Dakota State	Tampa, Fla.	D2-22
11	Jayden Reed	WR	5-11	187	25	3	Michigan State	Naperville, Ill.	D2b-23
13	Dontayvion Wicks	WR	6-1	206	24	3	Virginia	Plaquemine, La.	D5b-23
84	Jakobie Keeney-James	WR	6-0	190	25	R	UMass	Redlands, Calif.	FA-25
87	Romeo Doubs	WR	6-2	204	25	4	Nevada	Los Angeles, Calif.	D4a-22
<b>TIGHT ENDS (2)</b>									
81	Josh Whyte	TE	6-7	248	26	3	Cincinnati	Cincinnati, Ohio	FA-25
88	Luke Musgrave	TE	6-6	253	25	3	Oregon State	Bend, Ore.	D2a-23
<b>OFFENSIVE LINE (9)</b>									
50	Zach Tom	OL	6-4	304	26	4	Wake Forest	Baton Rouge, La.	D4b-22
62	Jacob Monk	C/G	6-3	308	24	2	Duke	Wendell, N.C.	D5a-24
63	Rasheed Walker	T	6-6	324	25	4	Penn State	Waldorf, Md.	D7c-22
65	Aaron Banks	G	6-5	325	28	5	Notre Dame	El Cerrito, Calif.	UFA (SF)-25
68	Lecitus Smith	G/C	6-3	314	27	3	Virginia Tech	Fitzgerald, Ga.	FA-25
70	Darian Kinnard	T/G	6-5	322	26	3	Kentucky	Cleveland, Ohio	T-25 (Phi.)
71	Anthony Belton	G/T	6-6	336	24	R	North Carolina State	Tallahassee, Fla.	D2-25
75	Sean Rhyan	C/G	6-5	321	25	4	UCLA	San Juan Capistrano, Calif.	D3-22
77	Jordan Morgan	T/G	6-5	311	24	2	Arizona	Tucson, Ariz.	D1-24
<b>LINEBACKERS (4)</b>									
7	Quay Walker	LB	6-4	241	25	4	Georgia	Cordele, Ga.	D1a-22
56	Edgerrin Cooper	LB	6-2	229	24	2	Texas A&M	Covington, La.	D2b-24
58	Isaiah McDuffie	LB	6-1	227	26	5	Boston College	Buffalo, N.Y.	D6b-21
59	Ty'Ron Hopper	LB	6-2	228	24	2	Missouri	Roswell, Ga.	D3b-24
<b>DEFENSIVE BACKS (11)</b>									
16	Bo Melton	CB	5-11	189	26	2	Rutgers	Egg Harbor City, N.J.	FA-22 (PS-Sea.)
20	Javon Bullard	S	5-10	198	23	2	Georgia	Milledgeville, Ga.	D2b-24
24	Carrington Valentine	CB	6-0	189	24	3	Kentucky	Cincinnati, Ohio	D7a-23
25	Keisean Nixon	CB	5-10	200	28	7	South Carolina	Los Angeles, Calif.	FA-22
27	Kitan Oladapo	S	6-2	216	25	2	Oregon State	Portland, Ore.	D5b-24
28	Trevon Diggs	CB	6-1	202	27	6	Alabama	Wheaton, Md.	W-25 (Dal.)
29	Xavier McKinney	S	6-0	201	26	6	Alabama	Roswell, Ga.	UFA (NYG)-24
33	Evan Williams	S	5-11	200	24	2	Oregon	Mountain View, Calif.	D4-24
34	Shemar Bartholomew	CB	6-0	200	25	2	Georgia Southern	Cypress, Texas	FA-25
37	Johnathan Baldwin	S	6-0	190	22	R	UNLV	Houston, Texas	FA-25
38	Jaylin Simpson	CB	6-0	180	25	1	Auburn	Saint Simons Island, Ga.	FA-25
<b>DEFENSIVE LINE (12)</b>									
45	Collin Oliver	DL	6-2	240	23	R	Oklahoma State	Edmond, Okla.	D5-25
52	Rashan Gary	DL	6-5	277	28	7	Michigan	Paramus, N.J.	D1a-19
53	Arron Mosby	DL	6-3	250	26	3	Fresno State	Sanger, Calif.	W-23 (Car.)
55	Kingsley Enagbare	DL	6-4	258	25	4	South Carolina	Atlanta, Ga.	D5-22
57	Brenton Cox Jr.	DL	6-4	250	25	3	Florida	Stockbridge, Ga.	FA-23
64	Jonathan Ford	DL	6-5	338	27	3	Miami (Fla.)	Fort Lauderdale, Fla.	W-25 (Chi.)
90	Lukas Van Ness	DL	6-5	272	24	3	Iowa	Barrington, Ill.	D1-23
91	Warren Brinson	DL	6-5	315	23	R	Georgia	Bradenton, Fla.	D6-25
93	Nazir Stackhouse	DL	6-4	327	23	R	Georgia	Decatur, Ga.	FA-25
94	Karl Brooks	DL	6-3	296	25	3	Bowling Green	Lansing, Mich.	D6a-23
96	Colby Wooden	DL	6-4	273	25	3	Auburn	Lawrenceville, Ga.	D4-23
99	Barrynn Sorrell	DL	6-3	256	23	R	Texas	New Orleans, La.	D4-25
<b>SPECIALISTS (3)</b>									
17	Brandon McManus	K	6-3	201	34	12	Temple	Lansdale, Pa.	FA-24
19	Daniel Whelan	P	6-5	216	26	3	UC Davis	Rancho Mirage, Calif.	FA-23
42	Matt Orzech	LS	6-3	245	30	6	Azusa Pacific	Menifee, Calif.	UFA (LAR)-23

# ROSTER/HOW BUILT

YEAR	DRAFTTEES (29)	FREE AGENTS (14)	COLLEGE FREE AGENTS (4)	TRADES/WAIVERS (5)	PRACTICE SQUAD (1)
2019	DL R. Gary (1a)				
2020	QB J. Love (1)				
2021	LB I. McDuffie (6b)				
2022	LB D. Walker (1a) WR C. Watson (2) C/G S. Rhyan (3) WR R. Doubs (4a) OL Z. Tom (4b) DL K. Enagbare (5) T R. Walker (7c)	CB K. Nixon (FA-22)			CB B. Melton (FA-22 PS-Sea.)
2023	DL L. Van Ness (1) TE L. Musgrave (2a) WR J. Reed (2b) DL C. Wooden (4) WR D. Wicks (5b) DL K. Brooks (6a) CB C. Valentine (7a)	LS M. Orzech (UFA LAR -23) P D. Whelan (FA-23)	DL B. Cox Jr. (FA-23) RB E. Wilson (FA-23)	DL A. Mosby (W-23 Car.)	
2024	T/G J. Morgan (1) LB E. Cooper (2a) S J. Bullard (2b) LB T. Hopper (3b) S E. Williams (4) C/G J. Monk (5a) S K. Oladapo (5b)	RB C. Brooks (FA-24) RB J. Jacobs (UFA LV -24) S X. McKinney (UFA NYG -24) K B. McManus (FA-24)		QB M. Willis (T-24 Ten.)	
2025	WR M. Golden (1) G/T A. Belton (2) DL B. Sorrell (4) DL C. Oliver (5) DL W. Brinson (6)	G A. Banks (UFA SF -25) CB S. Bartholomew (FA-25) WR J. Keeney-James (FA-25) CB J. Simpson (FA-25) G/C L. Smith (FA-25) QB C. Tune (FA-25) TE J. Whyte (FA-25)	S J. Baldwin (FA-25) DL N. Stackhouse (FA-25)	CB T. Diggs (W-25 Dal.) DL J. Ford (W-25 Chi.) T/G D. Kinnard (T-25 Phil.)	



# DEPTH CHART

Unofficial, Jan. 6, 2026

## OFFENSE

WR:	87	Romeo Doubs	13	Dontayvion Wicks	
WR:	11	Jayden Reed	<u>0</u>	<u>Matthew Golden</u>	
LT:	63	Rasheed Walker	77	Jordan Morgan	
LG:	65	Aaron Banks	68	Lecitus Smith	
C:	75	Sean Rhyan	62	Jacob Monk	
RG:	<u>71</u>	<u>Anthony Belton</u>	77	Jordan Morgan	
RT:	50	Zach Tom	70	Darian Kinnard	
TE:	88	Luke Musgrave	81	Josh Whyte	
WR:	9	Christian Watson	<u>84</u>	<u>Jakobie Keeney-James</u>	
QB:	10	Jordan Love	2	Malik Willis	6 Clayton Tune
RB:	8	Josh Jacobs	23	Emanuel Wilson	30 Chris Brooks

## DEFENSE

DE:	52	Rashan Gary	90	Lukas Van Ness	57 Brenton Cox Jr.
DT:	94	Karl Brooks	<u>91</u>	<u>Warren Brinson</u>	64 Jonathan Ford
DT:	96	Colby Wooden	<u>93</u>	<u>Nazir Stackhouse</u>	
DE:	55	Kingsley Enagbare	<u>99</u>	<u>Barryn Sorrell</u>	53 Arron Mosby
					<u>45</u> <u>Collin Oliver</u>
LB:	58	Isaiah McDuffie	59	Ty'Ron Hopper	
LB:	7	Quay Walker	59	Ty'Ron Hopper	
LB:	56	Edgerrin Cooper	59	Ty'Ron Hopper	
CB:	25	Keisean Nixon	28	Trevon Diggs	38 Jaylin Simpson
CB:	24	Carrington Valentine	16	Bo Melton	34 Shemar Bartholomew
S:	29	Xavier McKinney	20	Javon Bullard	<u>37</u> <u>Johnathan Baldwin</u>
S:	33	Evan Williams	27	Kitan Oladapo	

## SPECIAL TEAMS

K:	17	Brandon McManus			
P:	19	Daniel Whelan			
H:	19	Daniel Whelan			
PR:	87	Romeo Doubs	25	Keisean Nixon	<u>0</u> <u>Matthew Golden</u>
KR:	16	Bo Melton	23	Emanuel Wilson	25 Keisean Nixon
LS:	42	Matt Orzech			

## Rookies are underlined ##

## COACH LOCATIONS AT LAMBEAU FIELD

- **Coaches' Box:** Jeff Hafley (defensive coordinator), Adam Stenavich (offensive coordinator), Luke Getsy (senior assistant), Eddie Gordon (assistant offensive line), Connor Lewis (pass game specialist/game management), Wendel Davis (defensive quality control), Rob Grosso (offensive quality control), Jeff Koonz (defensive assistant) and Jamael Lett (defensive quality control).
- **Sideline:** Rich Bisaccia (assistant head coach/special teams coordinator), Aaron Hill (strength & conditioning coordinator), Derrick Ansley (passing game coordinator/defense), DeMarcus Covington (defensive line/run game coordinator), Jason Vrable (passing game coordinator), Luke Butkus (offensive line), Ryan Downard (defensive backs), Sean Duggan (linebackers), John Dunn (tight ends), Ryan Mahaffey (wide receivers), Sean Mannion (quarterbacks), Ben Sirmans (running backs), Vince Oghobaase (assistant defensive line), Byron Storer (assistant special teams), Cory Harkey (special teams quality control), Jeremiah Kolone (offensive assistant - minority fellowship), Todd Hunt (strength & conditioning assistant), Marcus Jones (strength & conditioning assistant) and Ben Schumacher (strength & conditioning assistant).

\*Locations may vary in away stadiums

# GAME-BY-GAME STARTERS

2025 POSTSEASON													
OFFENSE													
DATE	OPPONENT	WR	WR	LT	LG	C	RG	RT	T	TE	TE	QB	RB
9/7	Detroit	R. Doubs	<u>M. Golden</u>	R. Walker	A. Banks	E. Jenkins	S. Rhyan	Z. Tom	--	T. Kraft	L. Musgrave	J. Love	J. Jacobs
9/11	Washington	R. Doubs/ D. Wicks	J. Reed	R. Walker	J. Morgan	E. Jenkins	S. Rhyan	<u>A. Belton</u>	--	T. Kraft	--	J. Love	J. Jacobs
9/21	at Cleveland	R. Doubs/ D. Wicks	<u>M. Golden</u>	R. Walker	A. Banks	E. Jenkins	S. Rhyan	Z. Tom	--	T. Kraft	--	J. Love	J. Jacobs
9/28	at Dallas	R. Doubs	D. Wicks	R. Walker	J. Morgan	E. Jenkins	S. Rhyan	D. Kinnard	--	T. Kraft	L. Musgrave	J. Love	J. Jacobs
10/12	Cincinnati	R. Doubs	D. Wicks	R. Walker	A. Banks	E. Jenkins	J. Morgan	Z. Tom	--	T. Kraft	L. Musgrave	J. Love	J. Jacobs
10/19	at Arizona	R. Doubs	<u>M. Golden</u>	R. Walker	A. Banks	E. Jenkins	J. Morgan	Z. Tom	--	T. Kraft	L. Musgrave	J. Love	J. Jacobs
10/26	at Pittsburgh	R. Doubs/ C. Watson	<u>M. Golden</u>	R. Walker	A. Banks	E. Jenkins	J. Morgan	Z. Tom	--	T. Kraft	--	J. Love	J. Jacobs
11/2	Carolina	R. Doubs	C. Watson	R. Walker	A. Banks	E. Jenkins	J. Morgan	Z. Tom	--	T. Kraft	L. Musgrave	J. Love	J. Jacobs
11/10	Philadelphia	R. Doubs/ D. Wicks	C. Watson	R. Walker	A. Banks	E. Jenkins	J. Morgan	Z. Tom	--	L. Musgrave	--	J. Love	J. Jacobs
11/16	at N.Y. Giants	R. Doubs	C. Watson	R. Walker	A. Banks	S. Rhyan	J. Morgan	Z. Tom	--	J. FitzPatrick	J. Whyte	J. Love	J. Jacobs
11/23	Minnesota	R. Doubs/ D. Wicks	C. Watson	R. Walker	A. Banks	S. Rhyan	J. Morgan	Z. Tom	--	J. FitzPatrick	--	J. Love	E. Wilson
11/27	at Detroit	R. Doubs	C. Watson	R. Walker	A. Banks	S. Rhyan	<u>A. Belton</u>	Z. Tom	--	L. Musgrave	J. FitzPatrick	J. Love	J. Jacobs
12/7	Chicago	J. Reed/ D. Wicks	C. Watson	R. Walker	A. Banks	S. Rhyan	<u>A. Belton</u>	Z. Tom	--	L. Musgrave	--	J. Love	J. Jacobs
12/14	at Denver	R. Doubs	C. Watson	R. Walker	A. Banks	S. Rhyan	<u>A. Belton</u>	Z. Tom	--	L. Musgrave	J. FitzPatrick	J. Love	J. Jacobs
12/20	at Chicago	R. Doubs/ J. Reed	C. Watson	R. Walker	A. Banks	S. Rhyan	<u>A. Belton</u>	J. Morgan	D. Kinnard	--	--	J. Love	J. Jacobs
12/27	Baltimore	R. Doubs	C. Watson	R. Walker	A. Banks	S. Rhyan	<u>A. Belton</u>	J. Morgan	D. Kinnard	L. Musgrave	--	M. Willis	J. Jacobs
1/4	at Minnesota	B. Melton	<u>M. Golden</u> / <u>J. Kennon-James</u>	J. Morgan	L. Smith	J. Monk	<u>A. Belton</u>	D. Kinnard	--	<u>D. Dabney</u>	--	C. Tune	E. Wilson

2025 POSTSEASON													
DEFENSE													
DATE	OPPONENT	DE	DT	DT	DL	DE	LB	LB	LB	CB	CB	S	S
9/7	Detroit	R. Gary	D. Wyatt	C. Wooden	--	L. Van Ness	I. McDuffie	Q. Walker	E. Cooper	K. Nixon	C. Valentine	X. McKinney	J. Bullard
9/11	Washington	R. Gary	D. Wyatt	C. Wooden	--	M. Parsons	I. McDuffie	Q. Walker	E. Cooper	K. Nixon	N. Hobbs	X. McKinney	E. Williams
9/21	at Cleveland	R. Gary	D. Wyatt	C. Wooden	--	M. Parsons	--	Q. Walker	E. Cooper	K. Nixon	N. Hobbs	X. McKinney	J. Bullard/ E. Williams
9/28	at Dallas	R. Gary	D. Wyatt	C. Wooden	--	M. Parsons	--	Q. Walker	E. Cooper	K. Nixon	N. Hobbs	X. McKinney	J. Bullard/ E. Williams
10/12	Cincinnati	R. Gary	K. Brooks	C. Wooden	--	M. Parsons	--	Q. Walker	E. Cooper	K. Nixon	N. Hobbs	X. McKinney	J. Bullard/ E. Williams
10/19	at Arizona	R. Gary	K. Brooks	C. Wooden	--	M. Parsons	I. McDuffie	Q. Walker	E. Cooper	K. Nixon	N. Hobbs	X. McKinney	E. Williams
10/26	at Pittsburgh	R. Gary	D. Wyatt	C. Wooden	--	M. Parsons	--	Q. Walker	E. Cooper	K. Nixon	C. Valentine	X. McKinney	E. Williams/ J. Bullard
11/2	Carolina	R. Gary	D. Wyatt	C. Wooden	--	M. Parsons	I. McDuffie	Q. Walker	E. Cooper	K. Nixon	C. Valentine	X. McKinney	E. Williams
11/10	Philadelphia	R. Gary	D. Wyatt	C. Wooden	--	M. Parsons	I. McDuffie	Q. Walker	E. Cooper	K. Nixon	C. Valentine	X. McKinney	E. Williams
11/16	at N.Y. Giants	R. Gary	D. Wyatt	C. Wooden	--	M. Parsons	I. McDuffie	Q. Walker	E. Cooper	K. Nixon	C. Valentine	X. McKinney	E. Williams
11/23	Minnesota	R. Gary	D. Wyatt/ K. Brooks	C. Wooden	--	M. Parsons	--	I. McDuffie	E. Cooper	K. Nixon	C. Valentine	X. McKinney	E. Williams
11/27	at Detroit	R. Gary	D. Wyatt	C. Wooden	--	M. Parsons	T. Hopper	I. McDuffie	E. Cooper	K. Nixon	C. Valentine	X. McKinney	E. Williams
12/7	Chicago	R. Gary	K. Brooks	C. Wooden	--	M. Parsons	I. McDuffie	Q. Walker	E. Cooper	K. Nixon	C. Valentine	X. McKinney	E. Williams
12/14	at Denver	K. Enagbare	K. Brooks	C. Wooden	L. Van Ness	M. Parsons	--	Q. Walker	E. Cooper	K. Nixon	C. Valentine	X. McKinney	E. Williams
12/20	at Chicago	R. Gary	K. Brooks	C. Wooden	--	K. Enagbare	I. McDuffie	Q. Walker	E. Cooper	K. Nixon	C. Valentine	X. McKinney	J. Bullard
12/27	Baltimore	R. Gary	K. Brooks	C. Wooden	--	K. Enagbare	I. McDuffie	Q. Walker	E. Cooper	K. Nixon	C. Valentine	X. McKinney	E. Williams
1/4	at Minnesota	<u>B. Sorrell</u>	<u>N. Stackhouse</u>	<u>W. Brinson</u>	--	B. Cox Jr.	I. McDuffie	T. Hopper	<u>J. Johnson</u>	K. Nixon	T. Diggs	J. Bullard	E. Williams

Rookies underlined.



## PLAYER PARTICIPATION

	2025 REGULAR SEASON GREEN BAY PACKERS PLAYER PARTICIPATION																					
	DET	WAS	AT CLE	AT DAL	CIN	AT ARI	AT PIT	CAR	PAC	AT NYG	MIN	AT DET	CHI	AT DEN	AT CHI	BAL	AT MIN					
PLAYERS	9/7	9/11	9/21	9/28	10/12	10/19	10/26	11/2	11/10	11/16	11/23	11/27	12/7	12/14	12/20	12/27	1/4	GP	GS	DW	INN	
I. Abankanda	PS	NOT	NOT	NOT	NOT	NOT	NOT	NOT	NOT	NOT	NOT	NOT	NOT	NOT	NOT	NOT	NOT	0	0	0	0	
D. Alexandre	PS	PS	PS	PS	PS	NOT	NOT	NOT	NOT	NOT	NOT	NOT	NOT	NOT	NOT	NOT	NOT	0	0	0	0	
S. Anderson	GXGI	GXGI	P	P	P	P	P	P	P	P	P	P	P	P	P	P	P	IR	14	0	0	2
J. Baldwin	PS	PS	PS	PS	PS	PS	PS	PS	PS	PS	PS	PS	PS	PS	PS	PS	PS	P	1	0	0	0
A. Banks	LG	GXGI	LG	GXGI	LG	LG	LG	LG	LG	LG	LG	LG	LG	LG	LG	LG	LG	P	15	14	0	2
R. Beale	PS	PS	PS	PS	PS	PS	PS	PS	PS	PS	PS	PS	PS	PS	PS	PS	PS	P	2	1	0	0
D. Barnett	NOT	NOT	NOT	NOT	NOT	NOT	NOT	PS	PS	PS	PS	PS	PS	PS	PS	PS	PS	0	0	0	0	
S. Bartholomew	NOT	NOT	NOT	NOT	NOT	NOT	NOT	NOT	NOT	NOT	NOT	NOT	PS	PS	PS	PS	P	1	0	0	0	
A. Belton	P	RT	P	GXGI	GXGI	GXGI	P	P	P	P	RG	RG	RG	RG	RG	RG	RG	RG	14	7	0	3
O. Bohanna	NOT	NOT	NOT	NOT	NOT	NOT	NOT	NOT	NOT	NOT	NOT	NOT	N	N	N	N	P	NOT	1	0	0	3
W. Brinson	N	N	N	N	P	P	N	N	P	P	P	P	P	P	P	P	P	DT	11	1	0	6
C. Brooks	P	P	P	P	P	P	P	P	P	P	P	P	P	P	P	P	P	P	17	0	0	0
K. Brooks	P	P	P	P	DT	DT	P	P	P	P	DT	GXGI	DT	DT	DT	DT	P	16	7	0	0	
J. Bullard	S	P	S	S	S	P	S	P	P	P	P	P	P	S	P	S	P	S	17	7	0	0
D. Cooper	PS	PS	PS	PS	PS	PS	PS	PS	PS	PS	PS	PS	PS	PS	PS	PS	PS	0	0	0	0	
E. Cooper	LB	LB	LB	LB	LB	LB	LB	LB	LB	LB	LB	LB	LB	LB	LB	LB	LB	N	16	16	0	1
B. Cox Jr.	P	IR	IR	IR	IR	IR	IR	IR	IR	IR	IR	IR	IR	IR	IR	P	DE	4	1	0	0	
D. Dabney	NOT	NOT	NOT	NOT	NOT	NOT	NOT	NOT	PS	PS	PS	PS	PS	PS	PS	P	TE	2	1	0	0	
N. Diggs	NOT	NOT	NOT	NOT	NOT	NOT	NOT	NOT	NOT	NOT	NOT	NOT	NOT	NOT	NOT	NOT	CB	1	1	0	0	
R. Doubs	WR	WR	WR	WR	WR	WR	WR	WR	WR	WR	WR	WR	WR	WR	WR	WR	WR	X	16	15	0	0
K. Engsbare	P	P	P	P	P	P	P	P	P	P	P	P	P	DE	DE	P	17	3	0	0	0	
J. Ester	PS	PS	PS	PS	PS	PS	PS	PS	PS	PS	PS	PS	PS	PS	PS	PS	PS	0	0	0	0	
J. FitzPatrick	P	P	P	P	P	P	P	P	P	TE	TE	TE	P	TE	P	IR	IR	15	4	0	0	
J. Ford	NOT	NOT	NOT	NOT	NOT	NOT	NOT	NOT	NOT	NOT	NOT	NOT	NOT	NOT	NOT	NOT	P	1	0	0	0	
R. Gary	DE	DE	DE	DE	DE	DE	DE	DE	DE	DE	DE	DE	DE	DE	P	DE	DE	X	16	15	0	0
T. Glover	IR	IR	IR	IR	IR	IR	IR	IR	IR	IR	IR	IR	IR	IR	IR	IR	IR	0	0	0	0	
M. Golden	WR	P	WR	P	P	WR	WR	P	GXGI	P	GXGI	GXGI	P	P	P	P	WR	14	5	0	3	
K. Hadden	P	P	N	N	N	X	X	X	P	P	P	P	P	P	P	P	IR	10	0	3	3	
L. Havrisik	NOT	NOT	NOT	NOT	P	P	N	N	N	P	N	PS	PS	PS	PS	PS	PS	3	0	0	4	
M. Heath	P	P	P	P	P	P	P	P	P	N	N	P	P	NOT	NOT	NOT	NOT	11	0	0	1	
T. Herring	NOT	NOT	NOT	NOT	NOT	NOT	NOT	PS	PS	PS	PS	PS	PS	NOT	NOT	NOT	PS	0	0	0	0	
T. Hill	NOT	NOT	NOT	NOT	NOT	NOT	NOT	NOT	NOT	NOT	NOT	NOT	NOT	PS	NOT	PS	NOT	0	0	0	0	
N. Hobbes	GXGI	CB	CB	CB	CB	CB	P	P	P	GXGI	GXGI	GXGI	GXGI	P	P	P	IR	11	5	0	5	
J. Kapper	P	P	P	P	P	P	P	P	P	P	P	P	P	P	P	P	P	LB	1	2	0	0
J. Jacobs	RB	RB	RB	RB	RB	RB	RB	RB	RB	RB	GXGI	RB	RB	RB	RB	RB	RB	N	15	15	0	2
E. Jenkins	C	C	C	C	C	C	C	C	C	C	IR	IR	IR	IR	IR	IR	IR	9	9	0	0	
D. Jennings	N	X	N	P	X	N	N	N	N	N	N	N	N	N	X	P	IR	2	0	3	11	
C. Johnson	PS	NOT	NOT	NOT	NOT	NOT	NOT	NOT	NOT	NOT	NOT	NOT	NOT	NOT	NOT	NOT	NOT	0	0	0	0	
J. Johnson	PS	PS	PS	PS	PS	PS	PS	PS	PS	PS	N	P	PS	PS	PS	PS	PS	LB	2	1	0	0
J. Keeney-James	NOT	NOT	NOT	PS	PS	PS	PS	PS	PS	PS	PS	PS	PS	PS	PS	PS	WR	1	1	0	0	
D. Kimnard	P	P	P	RT	P	P	P	P	P	P	P	P	P	P	T	T	RT	17	4	0	0	
T. Kraft	TE	TE	TE	TE	TE	TE	TE	TE	IR	IR	IR	IR	IR	IR	IR	IR	IR	8	8	0	0	
M. Lloyd	IRD	IRD	IRD	IRD	IRD	IRD	IRD	IRD	IRD	IRD	IRD	IRD	IRD	IRD	IRD	IRD	IR	0	0	0	0	
J. Love	QB	QB	QB	QB	QB	QB	QB	QB	QB	QB	QB	QB	QB	QB	QB	QB	GXGI	X	15	15	1	
D. Martinez	NOT	NOT	NOT	NOT	NOT	NOT	NOT	NOT	NOT	NOT	NOT	NOT	NOT	NOT	NOT	PS	0	0	0	0	0	
J. Martin	NOT	NOT	NOT	NOT	NOT	NOT	NOT	NOT	NOT	NOT	NOT	NOT	PS	NOT	PS	NOT	NOT	0	0	0	0	
L. McCallie	LB	LB	P	P	P	P	P	P	P	P	P	P	P	P	P	P	P	1	0	0	0	
X. McKinney	S	S	S	S	S	S	S	P	LB	LB	LB	LB	P	LB	LB	LB	LB	16	16	0	1	
B. McManus	P	P	P	GXGI	GXGI	P	P	P	P	GXGI	P	P	P	P	P	P	P	14	0	0	0	3
M. McNamee	PS	PS	PS	PS	PS	NOT	NOT	NOT	NOT	NOT	NOT	NOT	NOT	NOT	NOT	NOT	NOT	0	0	0	0	
B. Melton	P	GXGI	P	P	P	P	P	P	P	P	P	P	P	P	P	P	WR	16	1	0	1	
J. Monk	IRD	IRD	IRD	IRD	IRD	X	N	N	X	P	P	P	P	P	P	P	C	7	1	2	3	
J. Morgan	P	LG	P	LG	RG	RG	RG	RG	RG	RG	RG	P	P	P	RT	RT	LT	17	12	0	0	
A. Mosby	PS	P	PS	PS	PS	P	P	P	P	P	P	P	P	P	P	P	P	12	0	0	0	
L. Musgrave	TE	P	P	TE	TE	P	P	TE	TE	P	P	TE	TE	P	TE	P	TE	P	17	10	0	0
I. Naylor	PS	PS	PS	PS	PS	PS	PS	PS	PS	PS	PS	PS	PS	PS	PS	PS	PS	0	0	0	0	
N. Niemann	P	P	P	P	P	P	P	IR	IR	IR	IR	IR	IR	IR	IR	IR	IR	7	0	0	0	
K. Nixon	CB	CB	CB	CB	CB	CB	CB	CB	CB	CB	CB	CB	CB	CB	CB	CB	CB	CB	17	17	0	0
K. Oladapo	P	P	P	P	P	P	P	P	P	P	P	P	P	P	P	P	P	P	17	0	0	0
C. Oliver	P	R/PUP	R/PUP	R/PUP	R/PUP	R/PUP	R/PUP	R/PUP	R/PUP	R/PUP	R/PUP	R/PUP	R/PUP	R/PUP	R/PUP	R/PUP	N	P	1	0	0	0
P. Orsini	P	P	P	P	P	P	P	P	P	P	P	P	P	P	P	P	P	17	0	0	0	0
M. Parsons	P	DE	DE	DE	DE	DE	DE	DE	DE	DE	DE	DE	DE	DE	DE	IR	IR	14	13	0	0	
J. Reed	P	WR	IR	IR	IR	IR	IR	IR	IR	IR	IR	WR	P	WR	P	WR	P	7	3	0	0	
S. Rhyan	RG	RG	RG	RG	P	P	P	P	P	C	C	C	C	C	C	C	C	P	17	11	0	0
J. Riley	NOT	NOT	NOT	NOT	NOT	NOT	NOT	NOT	NOT	NOT	NOT	NOT	P	P	P	P	IR	4	0	0	0	
M. Robinson	X	X	PS	PS	PS	PS	PS	NOT	NOT	NOT	NOT	NOT	NOT	NOT	NOT	NOT	NOT	0	0	2	0	
W. Sheppard	PS	PS	PS	PS	PS	PS	PS	PS	PS	PS	PS	X	PS	PS	PS	PS	PS	0	0	1	0	
J. Simpson	PS	PS	PS	PS	PS	PS	PS	PS	PS	PS	PS	X	PS	PS	PS	PS	P	1	0	1	0	
B. Sims	N	N	P	P	P	N	NOT	NOT	NOT	NOT	NOT	NOT	NOT	NOT	NOT	NOT	NOT	3	0	0	3	
L. Smith	NOT	NOT	NOT	X	PS	PS	PS	PS	NOT	PS	PS	PS	PS	PS	PS	PS	LG	1	1	1	0	
B. Sorrell	GXGI	P	P	P	P	P	P	P	P	P	P	P	P	P	N	N	DE	14	1	0	3	
N. Stackhouse	P	P	P	P	P	P	P	P	P	P	P	P	N	N	N	N	DT	13	1	0	4	
P. Strong Jr.	NOT	PS	PS	PS	PS	N	PS	PS	PS	PS	PS	PS	PS	PS	PS	PS	PS	0	0	1	2	
Z. Tate	RT	GXGI	RT	GXGI	RT	RT	RT	RT	RT	RT	RT	RT	RT	RT	GXGI	GXGI	GXGI	12	12	0	0	
T. Tume	PS	PS	PS	PS	PS	PS	PS	PS	PS	PS	PS	PS	PS	PS	PS	PS	P	17	0	0	0	
C. Valentine	C	P	P	P	P	P	CB	CB	CB	CB	CB	CB	CB	CB	CB	CB	P	17	11	0	0	
L. Van Ness	DE	P	P	P	P	GXGI	GXGI	GXGI	GXGI	GXGI	GXGI	GXGI	GXGI	DL	P	P	X	9	2	1	7	
Q. Walker	LB	LB	LB	LB	LB	LB	LB	LB	LB	LB	LB	GXGI	GXGI	LB	LB	LB	LB	N	14	14	0	3
R. Walker	LT	LT	LT	LT	LT	LT	LT	LT	LT	LT	LT	LT	LT	LT	LT	LT	P	17	16	0	0	
C. Watson	R/PUP	R/PUP	R/PUP	R/PUP	R/PUP	R/PUP	WR	WR	WR	WR	WR	WR	WR	WR	WR	WR	WR	X	10	10	0	0
K. Welch	PS	PS	PS	PS	PS	PS	PS	P	P	P	P	P	P	P	P	P	IR	8	0	0	0	
D. Whelan	P	P	P	P	P	P	P	P	P	P	P	P	P	P	P	P	P	17	0	0	0	
J. Whyte	PS	PS	PS	PS	PS	PS	PS	PS	PS	TE	P	P	P	P	GXGI	P	8	1	0	1	0	
D. Wicks	P	WR	WR	WR	WR	P	GXGI	GXGI	WR	P	WR	P	WR	P	P	P	GXGI	14	7	0	3	
E. Williams	P	S	S	S	S	S	S	S	S	S	S	S	S	S	S	S	S	P	15	15	0	0
J. Williams	R/PUP	R/PUP	R/PUP	R/PUP	R/PUP	R/PUP	R/PUP	R/PUP	R/PUP	R/PUP	R/PUP	R/PUP	R/PUP	R/PUP	R/PUP	R/PUP	R/PUP	0	0	0	0	0
S. Williams	P	P	P	P	P	P	P	P	P	P	P	GXGI	GXGI	GXGI	P	GXGI	IR	12	0	0	4	
M. Willis	X	X	X	X	X	X	X	X	X	X	X	X	X	X	X	X	X	2	1	0	0	
E. Wilson	P	P	P	P	P	P	P	P	P	P	P	P	P	P	P	P	P	RB	17	2	0	0
C. Wooden	DT																					

**LEGEND:**

## PLAYER PARTICIPATION

CAPS=Starter, P=Player was a substitution, GXGI=Inactive/Injury, N=On Inactive List, X=Did Not Play, NOT=Not on Roster, PS=Practice Squad, IR=Injured Reserve, IRD=Injured Reserve - Designated For Return, R/PUP=Reserve/PUP, NOTT=Not on any Team

## WEEKLY INACTIVES

### REGULAR SEASON

9/7/25	vs.	Detroit	Z. Anderson, W. Brinson, N. Hobbs, D. Jennings, B. Sims, B. Sorrell
9/11/25	vs.	Washington	Z. Anderson, A. Banks, W. Brinson, B. Melton, B. Sims, Z. Tom
9/21/25	at	Cleveland	W. Brinson, K. Hadden, D. Jennings
9/28/25	at	Dallas	A. Banks, A. Belton, W. Brinson, K. Hadden, Z. Tom
10/12/25	vs.	Cincinnati	A. Belton, K. Hadden, B. McManus, D. Wyatt
10/19/25	at	Arizona	A. Belton, D. Jennings, B. McManus, B. Sims, P. Strong, L. Van Ness, D. Wyatt
10/26/25	at	Pittsburgh	W. Brinson, L. Havrisik, D. Jennings, J. Monk, L. Van Ness, D. Wicks
11/2/25	vs.	Carolina	W. Brinson, L. Havrisik, D. Jennings, J. Monk, L. Van Ness, D. Wicks
11/10/25	vs.	Philadelphia	M. Golden, L. Havrisik, N. Hobbs, D. Jennings, J. Monk, L. Van Ness
11/16/25	at	N.Y. Giants	M. Heath, N. Hobbs, D. Jennings, B. McManus, L. Van Ness
11/23/25	vs.	Minnesota	M. Golden, J. Jacobs, D. Jennings, J. Johnson, L. Havrisik, N. Hobbs, Q. Walker
11/27/25	at	Detroit	K. Brooks, M. Golden, D. Jennings, N. Hobbs, Q. Walker, S. Williams, L. Van Ness
12/7/25	vs.	Chicago	Q. Bohanna, D. Jennings, N. Stackhouse, L. Van Ness, S. Williams
12/14/25	at	Denver	Q. Bohanna, D. Jennings, B. Sorrell, N. Stackhouse, P. Strong, S. Williams
12/20/25	at	Chicago	Q. Bohanna, N. Stackhouse, Z. Tom, J. Whyte, E. Williams
12/27/25	vs.	Baltimore	J. Love, C. Oliver, B. Sorrell, N. Stackhouse, Z. Tom, S. Williams
1/4/26	at	Minnesota	E. Cooper, J. Jacobs, X. McKinney, Z. Tom, Q. Walker, D. Wicks, M. Willis

**REGULAR-SEASON TOTALS:** D. Jennings (11), L. Van Ness (7), W. Brinson (6), N. Hobbs (5), Z. Tom (5), L. Havrisik (4), N. Stackhouse (4), S. Williams (4), A. Belton (3), Q. Bohanna (3), M. Golden (3), K. Hadden (3), B. McManus (3), J. Monk (3), B. Sims (3), B. Sorrell (3), Q. Walker (3), D. Wicks (3), Z. Anderson (2), A. Banks (2), J. Jacobs (2), P. Strong (2), D. Wyatt (2), K. Brooks (1), E. Cooper (1), M. Heath (1), J. Johnson (1), J. Love (1), X. McKinney (1), B. Melton (1), C. Oliver (1), J. Whyte (1), E. Williams (1), M. Willis (1)



# **Supplemental Stats**







TEAM STATS

OPPONENTS	549	360	3,516	65.6	6.4	24	4.4	7	1.3	461	36	216	92.7
-----------	-----	-----	-------	------	-----	----	-----	---	-----	-----	----	-----	------

# DEFENSIVE STATS

## 2025 REGULAR SEASON GREEN BAY PACKERS DEFENSIVE STATS (THROUGH WEEK 18)

PLAYER	TKL.	AST.	COMB	TFL	SACKS/SK. YDS.	QBH	FR	FF	INT./YDS.	PD
Q. Walker	58	70	128	8	2.5/11.5	7	0	0	0/0	5
E. Cooper	63	54	117	4	0.5/5.0	3	1	2	0/0	4
X. McKinney	51	51	102	0	1.0/0.0	2	0	1	2/0	10
E. Williams	47	42	89	4	0.0/0.0	0	1	0	3/0	5
J. McDuffie	41	39	80	3	1.0/7.0	3	0	0	1/0	1
J. Bullard	47	32	79	2	0.0/0.0	1	1	0	0/0	3
K. Nixon	58	14	72	3	0.0/0.0	1	1	0	1/0	17
C. Wooden	26	24	50	6	0.0/0.0	3	0	0	0/0	1
R. Gary	25	20	45	7	7.5/44.0	20	1	1	0/0	1
M. Parsons	19	22	41	12	12.5/80.5	26	0	2	0/0	1
K. Enagbare	16	22	38	6	2.0/15.5	9	0	0	0/0	0
C. Valentine	24	6	30	0	0.0/0.0	0	0	0	0/0	4
K. Brooks	8	20	28	1	0.5/1.0	5	0	0	0/0	1
D. Wyatt	15	12	27	6	4.0/25.0	7	0	0	0/0	2
N. Hobbs	13	13	26	2	0.0/0.0	0	0	0	0/0	2
L. Van Ness	12	7	19	3	1.5/9.0	7	0	0	0/0	0
B. Sorrell	7	8	15	1	1.5/1.0	3	1	0	0/0	0
W. Brinson	6	7	13	0	0.5/3.5	3	0	0	0/0	0
T. Hopper	4	8	12	1	0.0/0.0	0	0	0	0/0	0
N. Stackhouse	2	10	12	0	0.0/0.0	0	0	0	0/0	0
J. Johnson	3	7	10	0	0.0/0.0	0	0	0	0/0	1
J. Simpson	5	3	8	0	0.0/0.0	0	0	0	0/0	0
J. Baldwin	4	3	7	0	0.0/0.0	0	0	0	0/0	0
K. Oladapo	4	1	5	0	0.0/0.0	0	0	0	0/0	1
B. Cox Jr.	2	3	5	1	1.0/13.0	3	0	1	0/0	0
K. Hadden	1	4	5	0	0.0/0.0	0	0	0	0/0	0
S. Bartholomew	2	0	2	1	0.0/0.0	0	0	0	0/0	0
T. Diggs	2	0	2	0	0.0/0.0	0	0	0	0/0	0
J. Ford	2	0	2	0	0.0/0.0	0	0	0	0/0	0
J. Riley	2	0	2	0	0.0/0.0	0	0	0	0/0	0
Q. Bohanna	1	1	2	0	0.0/0.0	0	0	0	0/0	0
C. Oliver	1	0	1	1	0.0/0.0	2	0	0	0/0	0
Z. Anderson	0	1	1	0	0.0/0.0	0	0	0	0/0	0
TOTALS	571	504	1075	72	36.0/216.0	105	6	7	7/0	59

## DEFENSIVE SCORES

INT (0)

FR (0)

Safety (0)

## SPECIAL TEAMS BIG PLAYS

FR (1) (11:49) D.Wheelan punts 42 yards to MIN 8, Center-M.Orzech. M.Price MUFFS catch, RECOVERED by GB-Z.Anderson at MIN 5. **vs. MIN (11/23/25)**  
REGULAR SEASON DEFENSIVE AND SPECIAL TEAMS STATISTICS ARE BASED ON PRESS BOX STATISTICS.

# SPECIAL TEAMS STATS

2025 REGULAR SEASON SPECIAL TEAMS STATS								
PLAYER	TACKLES	SOLO	ASSISTS	FOR FUMBLES	FUMBLE REC	BLKD FG	BLKD PAT	BLKD PUNT
Zayne Anderson	14	5	9	0	2	0	0	0
Chris Brooks	14	4	10	0	0	0	0	0
Ty Ron Hopper	12	6	6	1	0	0	0	0
Isaiah McDuffie	12	6	6	0	0	0	0	0
Nick Niemann	11	6	5	0	0	0	0	0
Evan Williams	11	1	10	0	0	0	0	0
Arron Mosby	8	5	3	0	0	0	0	0
Xavier McKinney	5	3	2	0	0	0	0	0
Kitan Oladapo	5	3	2	0	0	0	0	0
Javon Bullard	4	2	2	0	0	0	0	0
Bo Melton	4	2	2	0	0	0	0	0
Matt Orzech	3	2	1	0	0	0	0	0
Kristian Welch	3	0	3	0	0	0	0	0
Shemar Bartholomew	2	2	0	0	0	0	0	0
Brandon McManus	2	2	0	0	0	0	0	0
Malik Heath	1	1	0	0	0	0	0	0
Nate Hobbs	1	1	0	0	0	0	0	0
Carrington Valentine	1	1	0	0	0	0	0	0
Edgerrin Cooper	1	0	1	0	0	0	0	0
Kingsley Enagbare	1	0	1	0	0	0	0	0
Savon Williams	1	0	1	0	0	0	0	0
2025 TOTALS	116	52	64	1	2	0	0	0
OPPONENTS	113	61	52	0	1	1	1	0

WEEK-BY-WEEK NFL RANKINGS

2025 REGULAR SEASON									
OFFENSE					DEFENSE				
DATE	OPPONENT	TOTAL	RUSH	PASS	*POINTS SCORED	TOTAL	RUSH	PASS	*POINTS SCORED
09/07	Detroit	22	T-21	T-18	T-6	6	T-1	18	T-6
09/11	Washington	12	18	12	6	3	2	10	4
09/21	at Cleveland	21	20	17	18	3	3	7	1
09/28	at Dallas	11	14	8	9	8	T-2	16	13
10/12	Cincinnati	9	12	10	8	5	1	11	10
10/19	at Arizona	14	15	12	7	6	2	15	T-10
10/26	at Pittsburgh	7	16	7	T-5	6	3	15	10
11/02	Carolina	8	16	8	11	5	5	9	8
11/10	Philadelphia	12	20	9	15	5	6	11	7
11/16	at N.Y. Giants	12	19	11	T-13	6	7	10	7
11/23	Minnesota	13	15	14	13	4	6	5	5
11/27	at Detroit	13	16	13	10	4	8	6	6
12/07	Chicago	13	19	12	10	5	9	7	6
12/14	at Denver	13	18	12	10	6	8	8	8
12/20	at Chicago	12	14	12	12	6	T-10	9	9
12/27	Baltimore	10	17	10	13	11	15	7	11
01/04	at Minnesota	15	15	17	16	12	18	11	11

\*Points per game

PACKERS IN TEAM RANKINGS - BY SEASON

Year	NFL Offense				NFL Defense			
	Total	Rush	Pass	Points	Total	Rush	Pass	Points
GB in 2024	5	5	12	8	5	7	13	6
GB in 2023	11	15	12	12	17	28	9	10
GB in 2022	17	15	17	14	17	26	6	17t
GB in 2021	10	18	8	9t	9	11	10	13t
GB in 2020	5	8	9	1	9	13t	7	13t
GB in 2019	18	15	17	15	18	23	14	9
GB in 2018	12	22	9	14t	18	22	12	22
GB in 2017	26	17	25	21	22	17	23	26
GB in 2016	8	20	7	4	22	8	31	21
GB in 2015	23	12	25t	15	15	21	6	12
GB in 2014	6	11	8	1	15	23	10	13t
GB in 2013	3	7	6	8t	25	25	24	21t
GB in 2012	13	20	9	5	11	17	11	11
GB in 2011	3	27	3	1	32	14	32	19
GB in 2010	9	24	5	10	5	18	5	2
GB in 2009	6	14	7	3	2	1	5	7
GB in 2008	8	17	8	5	20	26	12	22t
GB in 2007	2	21	2	4	11	14	12	6t
GB in 2006	9	23	8	22t	12	13	17	25t
GB in 2005	18	30	7	22	7	23	1	19t
GB in 2004	3	10	3	5	25	14	25	23
GB in 2003	4	3	16	4	17	10	23	11
GB in 2002	12	12	10	6	12	21	3	12
GB in 2001	6	21	3	5	12	16	15	4t
GB in 2000	15	23	8	10t	15	8	19	14
GB in 1999	9	21	7	10	19	22	18	20t
GB in 1998	5	25	3	6	4	4	10	12
GB in 1997	4	12	3	2	7	20	8	5
GB in 1996	5	11	5	1	1	4	1	1
GB in 1995	7	26	3	6	14	7	21	5
GB in 1994	9	19	9	4	6	3	15	5t
GB in 1993	19	22	18	6	2	8	7	8t
GB in 1992	15	21	9	17	23	16	23	15



# STATS MATCH-UP: PLAYERS

GREEN BAY			CHICAGO		
	PLAYER	STAT		PLAYER	STAT
<b>OFFENSIVE</b>			<b>OFFENSIVE</b>		
Passing Yards	Jordan Love	3,381	Passing Yards	Caleb Williams	3,942
Passing Attempts	Jordan Love	439	Passing Attempts	Caleb Williams	568
Passing Completions	Jordan Love	291	Passing Completions	Caleb Williams	330
Completion Pct.	Malik Willis	85.7%	Completion Pct.	Tyson Bagent	75.0%
Passing TDs	Jordan Love	23	Passing TDs	Caleb Williams	27
Rushing Yards	Josh Jacobs	929	Rushing Yards	D'Andre Swift	1,087
Rushing Avg.	Savion Williams	12	Rushing Avg.	Caleb Williams	10
Rushing TDs	Josh Jacobs	13	Rushing TDs	D'Andre Swift	9
Receptions	Romeo Doubs	55	Receptions	Colston Loveland	58
Receiving Yards	Romeo Doubs	724	Receiving Yards	Colston Loveland	713
Avg. Yards-Per-Rec	Bo Melton	26.8	Avg. Yards-Per-Rec	Rome Odunze	15.0
Receiving TDs	Christian Watson	6	Receiving TDs	Rome Odunze	6
	Romeo Doubs			Colston Loveland	
	Tucker Kraft			DJ Moore	
Points	Brandon	104	Points	Cairo Santos	114
	McManus				
<b>DEFENSIVE</b>			<b>DEFENSIVE</b>		
Sacks/Yards	Micah Parsons	12.5/80.5	Sacks/Yards	Montez Sweat	10.0/55.5
Int/Yards/Longest	Xavier McKinney	2/0/0	Int/Yards/Longest	Kevin Byard III	7/91/91
Solo/Assists/Tackles	Quay Walker	58/70/128	Solo/Assists/Tackles	Tremaine	61/51/112
				Edmunds	
FF/FR	Edgerrin Cooper	2/1	FF/FR	Nahshon Wright	2/3
				Tyrique	
				Stevenson	
Quarterback Hits	Micah Parsons	26	Quarterback Hits	Montez Sweat	17
Passes Defensed	Keisean Nixon	17	Passes Defensed	Nahshon Wright	11
Tackles for Loss	Micah Parsons	12	Tackles for Loss	Montez Sweat	13
<b>SPECIAL TEAMS</b>			<b>SPECIAL TEAMS</b>		
ST Tackles	Ty'Ron Hopper	6	ST Tackles	Roschon Johnson	6
	Isaiah McDuffie			Daniel Hardy	
	Nick Niemann				
KO Returns	Savion Williams	28	KO Returns	Devin Duvernay	40
KO Returns Yards (avg)	Savion Williams	717 (25.6)	KO Returns Yards (avg)	Devin Duvernay	1,069 (26.7)
Punt Returns	Romeo Doubs	15	Punt Returns	Devin Duvernay	21
Punt Returns Yards (avg)	Romeo Doubs	94 (6.3)	Punt Returns Yards (avg)	Devin Duvernay	231 (11.0)
Field Goals Made/Att	Brandon	24/30	Field Goals Made/Att	Cairo Santos	25/30
	McManus	(80.0%)			(83.3%)
Punts	Daniel Whelan	49	Punts	Tory Taylor	60
Punt Yards (Avg/Net Avg)	Daniel Whelan	2,533	Punt Yards (Avg/Net Avg)	Tory Taylor	2,870
		(51.7/43.9)			(47.8/40.4)



# OFFENSE - TEAM STATS - GAME-BY-GAME

2025 POSTSEASON PACKERS GAME-BY-GAME OFFENSE																			
	09/07	09/11	09/21	09/28	10/12	10/19	10/26	11/02	11/10	11/16	11/23	11/27	12/07	12/14	12/20	12/27	01/04		
	DET	WAS	@ CLE	DAL	CIN	@ ARI	@ PIT	CAR	PHI	@ NYG	MIN	DET	CHI	@ DEN	@ CHI	BAL	@ MIN	Totals	
<b>FIRST DOWNS</b>																			
Total	14	22	14	32	24	19	22	20	18	19	22	18	17	19	24	18	12	334	
Rushing	4	6	4	11	12	5	5	7	7	7	13	5	8	5	11	4	10	124	
Passing	8	14	8	16	11	10	16	13	10	11	8	11	9	12	10	12	1	180	
Penalty	2	2	2	5	1	4	1	0	1	1	1	2	0	2	3	2	1	30	
<b>THIRD DOWNS</b>																			
Attempts	10	12	18	14	11	10	12	13	13	11	14	12	12	13	12	6	12	205	
Converted	4	5	10	10	5	3	5	7	5	7	7	6	8	6	6	3	3	100	
Percentage	40.0%	41.7%	55.6%	71.4%	45.5%	30.0%	41.7%	53.8%	38.5%	63.6%	50.0%	50.0%	66.7%	46.2%	50.0%	50.0%	25.0%	48.8%	
<b>FOURTH DOWNS</b>																			
Attempts	1	1	0	1	1	3	1	3	3	0	0	3	0	3	3	2	0	25	
Converted	1	0	0	1	1	2	1	2	1	0	0	3	0	1	1	0	0	14	
Percentage	100.0%	0.0%	0	100.0%	100.0%	66.7%	100.0%	66.7%	33.3%	0	0	100.0%	0	33.3%	33.3%	0.0%	0	56.0%	
<b>TOT. OFFENSE</b>																			
Net Yards	266	404	230	489	409	262	454	369	261	296	288	359	337	362	384	363	121	5,654	
Plays	47	63	61	79	60	53	63	63	66	51	65	60	52	63	70	44	50	1,010	
Avg./Play	5.7	6.4	3.8	6.2	6.8	4.9	7.2	5.9	4.0	5.8	4.4	6.0	6.5	5.7	5.5	8.3	2.4	5.6	
<b>RUSHING</b>																			
Net Yards	78	135	81	164	153	94	94	104	104	128	146	125	117	115	192	79	128	2,037	
Rush. Att.	25	30	31	35	33	23	26	25	27	23	42	30	26	20	44	17	35	492	
Avg./Att.	3.1	4.5	2.6	4.7	4.6	4.1	3.6	4.2	3.9	5.6	3.5	4.2	4.5	5.8	4.4	4.6	3.7	4.1	
<b>PASSING</b>																			
Net Yards	188	269	149	325	256	168	360	265	157	168	142	234	220	247	192	284	-7	3,617	
Attempts	22	31	25	43	26	29	37	37	36	26	22	30	25	40	24	25	11	489	
Completions	16	19	18	31	19	19	29	26	20	15	15	18	17	24	17	19	6	328	
Intercepted	0	0	1	0	1	0	0	1	0	0	0	1	2	0	1	1	0	7	
Gross Yards	188	292	183	337	259	179	360	273	176	180	146	234	234	276	198	296	34	3,845	
Sacked	0.0	2.0	5.0	1.0	1.0	1.0	0.0	1.0	3.0	2.0	1.0	0.0	1.0	3.0	2.0	2.0	4.0	29.0	
Yards Lost	0	23	34	12	3	11	0	8	19	12	4	0	14	29	6	12	41	228	
<b>ADVANCES</b>																			
Rushes	25	30	31	35	33	23	26	25	27	23	42	30	26	20	44	17	35	492	
Completions	16	19	18	31	19	19	29	26	20	15	15	18	17	24	17	19	6	328	
Totals	41	49	49	66	52	42	55	51	47	38	57	48	43	44	61	36	41	820	
Total Drives	9	12	10	11	9	10	12	7	10	8	11	9	9	11	9	9	10	166	
<b>PENALTIES</b>																			
Number	4	10	14	7	5	10	5	7	4	5	2	3	6	10	4	5	4	105	
Yards	40	77	75	53	40	94	47	42	20	48	10	20	55	72	40	38	47	818	
<b>FUMBLES</b>																			
Number	0	0	1	1	0	2	2	1	3	2	0	2	0	0	3	1	1	19	
Lost	0	0	0	1	0	0	0	1	2	0	0	0	0	0	1	1	0	6	
<b>PUNTING</b>																			
Yards	164	213	265	83	91	174	152	0	239	195	190	134	145	57	0	0	431	2,533	
Punts	3	4	5	2	2	3	3	0	5	4	4	2	3	1	0	0	8	49	
Net Avg.	48.3	35.8	46.0	41.5	39.0	47.0	43.7	0.0	33.6	44.5	44.8	46.5	46.3	37.0	0.0	0.0	50.8	43.9	
Gross Avg.	54.7	53.3	53.0	41.5	45.5	58.0	50.7	0.0	47.8	48.8	47.5	67.0	48.3	57.0	0.0	0.0	53.9	51.7	
<b>SCORING</b>																			
Points	27	27	10	40	27	27	35	13	7	27	23	31	28	26	16	24	3	391	
Q1	10	7	0	7	0	0	7	0	0	0	7	3	0	3	0	7	0	51	
Q2	7	7	3	6	10	6	0	6	0	13	3	14	14	13	6	7	0	115	
Q3	0	3	7	7	0	7	7	0	0	6	7	14	7	7	7	10	0	89	
Q4	10	10	0	17	17	14	21	7	7	8	6	0	7	3	3	0	3	133	
OT	0	0	0	3	0	0	0	0	0	0	0	0	0	0	0	0	0	3	
TD Rushing	1	1	0	2	2	2	1	1	1	1	2	0	1	1	0	2	0	18	
TD Passing	2	2	1	3	1	1	3	0	0	3	0	4	3	1	1	1	0	26	
TD KO Returns	0	0	0	0	0	0	0	0	0	0	0	0	0	0	0	0	0	0	
TD Punt Returns	0	0	0	0	0	0	0	0	0	0	0	0	0	0	0	0	0	0	
TD Sp. Teams	0	0	0	0	0	0	0	0	0	0	0	0	0	0	0	0	0	0	
TD Def. Returns	0	0	0	0	0	0	0	0	0	0	0	0	0	0	0	0	0	0	
FG Attempts	2	3	2	2	2	2	4	3	1	0	3	1	0	4	3	1	1	34	
FG Made	2	2	1	2	2	2	2	2	0	0	3	1	0	4	3	1	1	28	
Safety	0	0	0	0	0	0	0	0	0	0	0	0	0	0	0	0	0	0	
2-Pt Attempts	0	0	0	0	0	0	1	0	0	1	0	0	0	0	0	0	0	2	
2-Pt Made	0	0	0	0	0	0	1	0	0	1	0	0	0	0	0	0	0	2	
TOP	24:35	32:26	34:14	35:33	32:44	25:50	31:48	30:10	27:55	24:04	37:15	28:54	26:31	29:28	38:57	19:44	26:30	29:48	



# DEFENSE - TEAM STATS - GAME-BY-GAME

2025 POSTSEASON PACKERS GAME-BY-GAME DEFENSE																			
	09/07	09/11	09/21	09/28	10/12	10/19	10/26	11/02	11/10	11/16	11/23	11/27	12/07	12/14	12/20	12/27	01/04		
	DET	WAS	@ CLE	@ DAL	CIN	@ ARI	@ PIT	CAR	PHI	@ NYG	MIN	@ DET	CHI	@ DEN	@ CHI	BAL	@ MIN	Totals	
<b>FIRST DOWNS</b>																			
Total	16	15	15	26	20	23	16	19	13	22	10	20	21	21	20	30	23	<b>330</b>	
Rushing	2	3	5	8	5	5	4	11	4	10	7	7	20	7	8	22	8	<b>120</b>	
Passing	13	10	7	17	12	13	10	6	8	10	3	12	12	15	10	6	14	<b>178</b>	
Penalty	1	2	3	1	3	5	2	2	1	2	0	1	2	2	2	2	1	<b>32</b>	
<b>THIRD DOWNS</b>																			
Attempts	15	16	13	11	15	14	10	10	16	14	9	13	16	11	11	14	10	<b>218</b>	
Converted	5	5	4	4	6	7	1	4	7	7	2	8	8	4	2	10	2	<b>86</b>	
Percentage	33.3%	31.3%	30.8%	36.4%	40.0%	50.0%	10.0%	40.0%	43.8%	50.0%	22.2%	61.5%	50.0%	36.4%	18.2%	71.4%	20.0%	<b>39.4%</b>	
<b>FOURTH DOWNS</b>																			
Attempts	4	3	2	1	2	2	1	2	2	4	1	2	2	4	3	0	1	<b>36</b>	
Converted	3	1	1	1	2	0	1	2	0	3	0	0	1	2	2	0	1	<b>20</b>	
Percentage	75.0%	33.3%	50.0%	100.0%	100.0%	0.0%	100.0%	100.0%	0.0%	75.0%	0.0%	0.0%	50.0%	50.0%	66.7%	0	100.0%	<b>55.6%</b>	
<b>TOT. OFFENSE</b>																			
Net Yards	246	230	221	436	268	330	295	265	294	336	145	352	315	391	400	414	363	<b>5,301</b>	
Plays	65	65	57	67	62	70	57	54	60	69	44	60	68	65	60	74	64	<b>1,061</b>	
Avg./Play	3.8	3.5	3.9	6.5	4.3	4.7	5.2	4.9	4.9	4.9	3.3	5.9	4.6	6.0	6.7	5.6	5.7	<b>5.0</b>	
<b>RUSHING</b>																			
Net Yards	46	51	96	117	55	94	93	163	111	142	93	119	138	89	150	307	137	<b>2,001</b>	
Rush. Att.	22	19	19	26	16	28	18	33	34	38	20	30	32	31	26	53	31	<b>476</b>	
Avg./Att.	2.1	2.7	5.1	4.5	3.4	3.4	5.2	4.9	3.3	3.7	4.7	4.0	4.3	2.9	5.8	5.8	4.4	<b>4.2</b>	
<b>PASSING</b>																			
Net Yards	200	179	125	319	213	236	202	102	183	194	52	233	177	302	250	107	226	<b>3,300</b>	
Attempts	39	42	36	40	45	36	36	20	26	29	19	27	35	34	34	20	31	<b>549</b>	
Completions	31	24	21	31	29	25	24	11	15	19	12	20	19	23	19	16	21	<b>360</b>	
Intercepted	1	0	1	0	0	0	0	1	0	1	2	0	1	0	0	0	0	<b>7</b>	
Gross Yards	225	200	142	319	219	279	219	102	183	201	87	256	186	302	250	107	239	<b>3,516</b>	
Sacked	4.0	2.0	1.0	1.0	6.0	3.0	1.0	0.0	2.0	5.0	3.0	1.0	0.0	0.0	1.0	2.0	3.0	<b>36.0</b>	
Yards Lost	25	21	17	0	6	43	17	0	0	7	35	23	9	0	0	0	13	<b>216</b>	
<b>ADVANCES</b>																			
Rushes	22	19	19	26	16	28	18	33	34	38	20	30	32	31	26	53	31	<b>476</b>	
Completions	31	24	21	31	29	25	24	11	15	19	12	20	19	23	19	16	21	<b>360</b>	
Totals	53	43	40	57	45	53	42	44	49	57	32	50	51	54	45	69	52	<b>836</b>	
Total Drives	9	11	10	10	9	9	11	7	10	9	9	8	9	12	9	9	9	<b>160</b>	
<b>PENALTIES</b>																			
Number	7	5	8	11	3	6	6	5	7	6	2	5	4	6	10	6	2	<b>99</b>	
Yards	40	30	90	95	17	55	65	39	61	77	29	22	17	60	105	45	20	<b>867</b>	
<b>FUMBLES</b>																			
Number	0	0	0	0	0	1	1	1	1	1	2	1	1	1	1	0	1	<b>12</b>	
Lost	0	0	0	0	0	1	1	0	1	1	1	0	1	1	0	0	1	<b>7</b>	
<b>PUNTING</b>																			
Yards	142	187	291	190	211	42	194	134	238	90	222	85	208	94	125	42	196	<b>2,591</b>	
Punts	3	4	6	4	4	1	4	3	5	2	4	2	4	2	3	1	4	<b>56</b>	
Net Avg.	36.7	46.5	40.5	43.5	44.3	22.0	44.3	42.7	39.2	45.0	50.3	41.5	45.3	47.0	41.7	42.0	49.0	<b>43.3</b>	
Gross Avg.	47.3	46.8	48.5	47.5	52.8	42.0	48.5	44.7	47.6	45.0	55.5	42.5	52.0	47.0	41.7	42.0	49.0	<b>48.1</b>	
<b>SCORING</b>																			
Points	13	18	13	40	18	23	25	16	10	20	6	24	21	34	22	41	16	<b>360</b>	
Q1	0	0	0	0	0	3	3	0	0	7	3	0	0	0	0	7	3	<b>26</b>	
Q2	3	3	0	16	0	10	13	7	0	6	3	14	3	14	0	20	10	<b>122</b>	
Q3	3	0	0	7	7	7	3	6	3	0	0	7	11	13	3	0	0	<b>70</b>	
Q4	7	15	13	14	11	3	6	3	7	7	0	3	7	7	13	14	3	<b>133</b>	
OT	0	0	0	3	0	0	0	0	0	0	0	0	0	0	6	0	0	<b>9</b>	
TD Rushing	0	0	1	2	0	0	0	2	0	3	0	1	0	1	0	4	1	<b>15</b>	
TD Passing	1	2	0	3	2	2	2	0	1	0	0	2	2	4	2	1	0	<b>24</b>	
TD KO Returns	0	0	0	0	0	0	0	0	0	0	0	0	0	0	0	0	0	<b>0</b>	
TD Punt Returns	0	0	0	0	0	0	0	0	0	0	0	0	0	0	0	0	0	<b>0</b>	
TD Sp. Teams	0	0	0	0	0	0	0	0	0	0	0	0	0	0	0	0	0	<b>0</b>	
TD Def. Returns	0	0	0	0	0	0	0	0	0	0	0	0	0	0	0	0	0	<b>0</b>	
FG Attempts	2	3	2	1	3	3	4	1	1	0	2	1	2	0	3	2	3	<b>33</b>	
FG Made	2	1	2	1	1	3	4	1	1	0	2	1	2	0	3	2	3	<b>29</b>	
Safety	0	0	0	0	0	0	0	0	0	0	0	0	0	0	0	0	0	<b>0</b>	
2-Pt Attempts	0	1	0	0	1	0	1	0	0	0	0	0	1	1	0	0	0	<b>5</b>	
2-Pt Made	0	1	0	0	1	0	0	0	0	0	0	0	1	0	0	0	0	<b>3</b>	
TOP	35:25	27:34	25:46	34:27	27:16	34:10	28:12	29:50	32:05	35:56	22:45	31:06	33:29	30:32	26:13	40:16	33:30	<b>31:05</b>	



# SACKS / QB HITS / PASSES DEFENSED

## 2025 REGULAR SEASON

QUARTERBACK SACKS				
DATE	OPPONENT	SACKS	YARDS	PLAYERS
09/07	Detroit	4.0	25	Rashan Gary 1.5-10.0, Micah Parsons 1.0-4.0, Devonte Wyatt 1.0-8.0, Lukas Van Ness 0.5-3.0
09/11	Washington	4.0	21	Rashan Gary 1.0-8.0, Devonte Wyatt 1.0-1.0, Karl Brooks 0.5-1.0, Edgerrin Cooper 0.5-5.0, Micah Parsons 0.5-5.0, Barryn Sorrell 0.5-1.0
09/21	at Cleveland	2.0	17	Rashan Gary 2.0-17.0
09/28	at Dallas	1.0	0	Micah Parsons 1.0-0.0
10/12	Cincinnati	1.0	6	Lukas Van Ness 1.0-6.0
10/19	at Arizona	6.0	43	Micah Parsons 3.0-26.0, Quay Walker 1.5-11.5, Rashan Gary 1.0-2.0, Kingsley Enagbare 0.5-3.5
10/26	at Pittsburgh	3.0	17	Rashan Gary 2.0-7.0, Micah Parsons 1.0-10.0
11/02	Carolina	1.0	0	Xavier McKinney 1.0-0.0
11/10	Philadelphia	0.0	0	--
11/16	at N.Y. Giants	2.0	7	Micah Parsons 1.5-3.5, Isaiah McDuffie 0.5-3.5
11/23	Minnesota	5.0	35	Micah Parsons 2.0-12.0, Devonte Wyatt 2.0-16.0, Warren Brinson 0.5-3.5, Isaiah McDuffie 0.5-3.5
11/27	at Detroit	3.0	23	Micah Parsons 2.5-20.0, Kingsley Enagbare 0.5-3.0
12/07	Chicago	1.0	9	Kingsley Enagbare 1.0-9.0
12/14	at Denver	0.0	0	--
12/20	at Chicago	0.0	0	--
12/27	Baltimore	1.0	0	Quay Walker 1.0-0.0
01/04	at Minnesota	2.0	13	Brenton Cox Jr. 1.0-13.0, Barryn Sorrell 1.0-0.0
<b>TOTALS</b>		<b>36.0</b>	<b>216</b>	<b>MICAH PARSONS 12.5-80.5, RASHAN GARY 7.5-44.0, DEVONTE WYATT 4.0-25.0, QUAY WALKER 2.5-11.5, KINGSLEY ENAGBARE 2.0-15.5, BARRYN SORRELL 1.5-1.0, LUKAS VAN NESS 1.5-9.0, BRENTON COX JR. 1.0-13.0, ISIAH MCDUFFIE 1.0-7.0, XAVIER MCKINNEY 1.0-0.0, WARREN BRINSON 0.5-3.5, KARL BROOKS 0.5-1.0, EDGERIN COOPER 0.5-5.0</b>

QUARTERBACK HITS			
DATE	OPPONENT	QBH	PLAYERS
09/07	Detroit	9	Rashan Gary 3, Devonte Wyatt 3, Micah Parsons 1, Lukas Van Ness 1, Colby Wooden 1
09/11	Washington	12	Micah Parsons 3, Edgerrin Cooper 2, Devonte Wyatt 2, Karl Brooks 1, Rashan Gary 1, Barryn Sorrell 1, Lukas Van Ness 1, Quay Walker 1
09/21	at Cleveland	10	Rashan Gary 3, Micah Parsons 2, Lukas Van Ness 2, Karl Brooks 1, Kingsley Enagbare 1, Quay Walker 1
09/28	at Dallas	4	Micah Parsons 2, Karl Brooks 1, Colby Wooden 1
10/12	Cincinnati	5	Rashan Gary 2, Lukas Van Ness 2, Barryn Sorrell 1
10/19	at Arizona	12	Micah Parsons 5, Quay Walker 3, Rashan Gary 2, Karl Brooks 1, Kingsley Enagbare 1
10/26	at Pittsburgh	5	Rashan Gary 2, Karl Brooks 1, Kingsley Enagbare 1, Micah Parsons 1
11/02	Carolina	2	Xavier McKinney 1, Quay Walker 1
11/10	Philadelphia	0	--
11/16	at N.Y. Giants	5	Micah Parsons 3, Kingsley Enagbare 1, Isaiah McDuffie 1
11/23	Minnesota	10	Micah Parsons 3, Rashan Gary 2, Devonte Wyatt 2, Warren Brinson 1, Kingsley Enagbare 1, Isaiah McDuffie 1
11/27	at Detroit	7	Micah Parsons 4, Edgerrin Cooper 1, Kingsley Enagbare 1, Xavier McKinney 1
12/07	Chicago	6	Micah Parsons 2, Javon Bullard 1, Kingsley Enagbare 1, Rashan Gary 1, Keisean Nixon 1
12/14	at Denver	3	Kingsley Enagbare 1, Rashan Gary 1, Isaiah McDuffie 1
12/20	at Chicago	4	Rashan Gary 2, Warren Brinson 1, Colby Wooden 1
12/27	Baltimore	4	Kingsley Enagbare 1, Rashan Gary 1, Lukas Van Ness 1, Quay Walker 1
01/04	at Minnesota	7	Brenton Cox Jr. 3, Collin Oliver 2, Warren Brinson 1, Barryn Sorrell 1
TOTALS		105	MICAH PARSONS 26, RASHAN GARY 20, KINGSLEY ENAGBARE 9, LUKAS VAN NESS 7, QUAY WALKER 7, DEVONTE WYATT 7, KARL BROOKS 5, WARREN BRINSON 3, EDGERIN COOPER 3, BRENTON COX JR. 3, ISIAH MCDUFFIE 3, BARRYN SORRELL 3, COLBY WOODEN 3, XAVIER MCKINNEY 2, COLLIN OLIVER 2, JAVON BULLARD 1, KEISEAN NIXON 1

PASSES DEFENSED			
DATE	OPPONENT	PD	PLAYERS
09/07	Detroit	2	Quay Walker 1, Evan Williams 1
09/11	Washington	8	Keisean Nixon 5, Devonte Wyatt 2, Xavier McKinney 1
09/21	at Cleveland	3	Edgerrin Cooper 1, Xavier McKinney 1, Quay Walker 1
09/28	at Dallas	4	Keisean Nixon 2, Edgerrin Cooper 1, Nate Hobbs 1
10/12	Cincinnati	3	Keisean Nixon 2, Carrington Valentine 1
10/19	at Arizona	4	Edgerrin Cooper 1, Xavier McKinney 1, Keisean Nixon 1, Evan Williams 1
10/26	at Pittsburgh	5	Quay Walker 2, Karl Brooks 1, Keisean Nixon 1, Carrington Valentine 1
11/02	Carolina	1	Xavier McKinney 1
11/10	Philadelphia	2	Keisean Nixon 1, Carrington Valentine 1
11/16	at N.Y. Giants	5	Keisean Nixon 2, Javon Bullard 1, Xavier McKinney 1, Evan Williams 1
11/23	Minnesota	4	Javon Bullard 1, Rashan Gary 1, Isaiah McDuffie 1, Evan Williams 1
11/27	at Detroit	2	Xavier McKinney 1, Colby Wooden 1
12/07	Chicago	3	Keisean Nixon 2, Evan Williams 1
12/14	at Denver	6	Xavier McKinney 3, Edgerrin Cooper 1, Micah Parsons 1, Carrington Valentine 1
12/20	at Chicago	3	Javon Bullard 1, Xavier McKinney 1, Quay Walker 1
12/27	Baltimore	2	Nate Hobbs 1, Keisean Nixon 1
01/04	at Minnesota	2	Jamon Johnson 1, Kitan Oladapo 1
TOTALS		59	KEISEAN NIXON 17, XAVIER MCKINNEY 10, QUAY WALKER 5, EVAN WILLIAMS 5, EDGERRIN COOPER 4, CARRINGTON VALENTINE 4, JAVON BULLARD 3, NATE HOBBS 2, DEVONTE WYATT 2, KARL BROOKS 1, RASHAN GARY 1, JAMON JOHNSON 1, ISIAAH MCDUFFIE 1, KITAN OLADAPO 1, MICAH PARSONS 1, COLBY WOODEN 1

INTERCEPTIONS - FUMBLES

INTERCEPTIONS		(AS OF JAN 6, 2026, 2:07 AM PST)	2025 : REGULAR SEASON
PACKERS INTERCEPTIONS			
PLAYERS	TIMES	WHERE/WHEN	
Evan Williams	3	1 Detroit - (9/7); 1 at N.Y. Giants - (11/16); 1 Minnesota - (11/23)	
Xavier McKinney	2	1 at Cleveland - (9/21); 1 Carolina - (11/2)	
Isaiah McDuffie	1	1 Minnesota - (11/23)	
Keisean Nixon	1	1 Chicago - (12/7)	
2025 TOTALS	7		

(AS OF JAN 6, 2026, 2:07 AM PST)					2025 : REGULAR SEASON
PLAYER	FUMBLES	LOST	OWN RECOVERED	OWN REC YARDS	FUMBLED GAMES
Jordan Love	7	2	5	-6	1 - at Dallas (9/28); 0 - at Arizona (10/19); 1 - vs Philadelphia (11/10); 0 - at N.Y. Giants (11/16); 0 - at Detroit (11/27); 0 - at Chicago (12/20);
Josh Jacobs	3	2	1	0	0 - at Cleveland (9/21); 1 - vs Philadelphia (11/10); 1 - at Chicago (12/20);
Malik Willis	2	1	0	-4	0 - at Chicago (12/20); 1 - vs Baltimore (12/27);
Romeo Doubs	1	0	0	0	0 - at Detroit (11/27);
Luke Musgrave	1	0	0	0	0 - at N.Y. Giants (11/16);
Keisean Nixon	1	0	0	0	0 - at Pittsburgh (10/26); 0 - vs Philadelphia (11/10);
Sean Rhyan	1	0	0	0	0 - at N.Y. Giants (11/16);
Clayton Tune	1	0	0	0	0 - at Minnesota (1/4);
Savion Williams	1	1	0	0	1 - vs Carolina (11/2);
Emanuel Wilson	1	0	1	0	0 - at Pittsburgh (10/26); 0 - at Chicago (12/20);
Zayne Anderson	0	0	1	0	0 - at Pittsburgh (10/26); 0 - vs Minnesota (11/23);
Drake Dabney	0	0	1	0	0 - at Minnesota (1/4);
Rasheed Walker	0	0	1	0	0 - at Detroit (11/27);
2025 TOTALS	19	6	10	-10	--

# INDIVIDUAL GXG STATS: PASSING

## 2025 REGULAR SEASON INDIVIDUAL GAME-BY-GAME STATS

PASSING:		JORDAN LOVE												
DATE	OPP.	ATT	CMP	YDS	CMP%	Y/A	Y/C	TD	TD%	INT	INT%	LG	SK/YD	RATE
09/07	Detroit	22	16	188	72.7%	8.5	11.8	2	9.1%	0	0.0%	48	0/0	128.6
09/11	Washington	31	19	292	61.3%	9.4	15.4	2	6.5%	0	0.0%	57	2/23	113.9
09/21	at Cleveland	25	18	183	72.0%	7.3	10.2	1	4.0%	1	4.0%	34	5/34	89.2
09/28	at Dallas	43	31	337	72.1%	7.8	10.9	3	7.0%	0	0.0%	46	1/12	118.1
10/12	Cincinnati	26	19	259	73.1%	10.0	13.6	1	3.8%	1	3.8%	35	1/3	101.3
10/19	at Arizona	29	19	179	65.5%	6.2	9.4	1	3.4%	0	0.0%	22	1/11	93.9
10/26	at Pittsburgh	37	29	360	78.4%	9.7	12.4	3	8.1%	0	0.0%	59	0/0	134.2
11/02	Carolina	37	26	273	70.3%	7.4	10.5	0	0.0%	1	2.7%	52	1/8	80.1
11/10	Philadelphia	36	20	176	55.6%	4.9	8.8	0	0.0%	0	0.0%	25	3/19	68.8
11/16	at N.Y. Giants	24	13	174	54.2%	7.3	13.4	2	8.3%	0	0.0%	33	2/12	105.2
11/23	Minnesota	21	14	139	66.7%	6.6	9.9	0	0.0%	0	0.0%	18	1/4	85.2
11/27	at Detroit	30	18	234	60.0%	7.8	13.0	4	13.3%	0	0.0%	51t	0/0	124.2
12/07	Chicago	25	17	234	68.0%	9.4	13.8	3	12.0%	1	4.0%	45t	1/14	120.7
12/14	at Denver	40	24	276	60.0%	6.9	11.5	1	2.5%	2	5.0%	29	3/29	68.3
12/20	at Chicago	13	8	77	61.5%	5.9	9.6	0	0.0%	0	0.0%	20	0/0	78.0
12/27	Baltimore	INACTIVE/INJURY												
01/04	at Minnesota	DID NOT PLAY												
TOTALS		439	291	3,381	66.3%	7.7	11.6	23	5.2%	6	1.4%	59	21/169	101.2
CAREER TOTALS		1,526	981	11,535	64.3%	7.6	0.0	83	5.4%	31	2.0%	77	68/529	96.8

PASSING:		CLAYTON TUNE												
DATE	OPP.	ATT	CMP	YDS	CMP%	Y/A	Y/C	TD	TD%	INT	INT%	LG	SK/YD	RATE
09/07	Detroit	PRACTICE SQUAD												
09/11	Washington	PRACTICE SQUAD												
09/21	at Cleveland	PRACTICE SQUAD												
09/28	at Dallas	PRACTICE SQUAD												
10/12	Cincinnati	PRACTICE SQUAD												
10/19	at Arizona	PRACTICE SQUAD												
10/26	at Pittsburgh	PRACTICE SQUAD												
11/02	Carolina	PRACTICE SQUAD												
11/10	Philadelphia	PRACTICE SQUAD												
11/16	at N.Y. Giants	PRACTICE SQUAD												
11/23	Minnesota	PRACTICE SQUAD												
11/27	at Detroit	PRACTICE SQUAD												
12/07	Chicago	PRACTICE SQUAD												
12/14	at Denver	PRACTICE SQUAD												
12/20	at Chicago	PRACTICE SQUAD												
12/27	Baltimore	4	1	8	25.0%	2.0	8.0	0	0.0%	1	25.0%	8	1/3	0.0
01/04	at Minnesota	11	6	34	54.5%	3.1	5.7	0	0.0%	0	0.0%	8	4/41	60.4
TOTALS		15	7	42	46.7%	2.8	6.0	0	0.0%	1	6.7%	8	5/44	25.7
CAREER TOTALS		38	21	112	55.3%	2.9	0.0	0	0.0%	3	7.9%	14	12/85	27.7

PASSING:		MALIK WILLIS												
DATE	OPP.	ATT	CMP	YDS	CMP%	Y/A	Y/C	TD	TD%	INT	INT%	LG	SK/YD	RATE
09/07	Detroit	DID NOT PLAY												
09/11	Washington	DID NOT PLAY												
09/21	at Cleveland	DID NOT PLAY												
09/28	at Dallas	DID NOT PLAY												
10/12	Cincinnati	DID NOT PLAY												
10/19	at Arizona	DID NOT PLAY												
10/26	at Pittsburgh	DID NOT PLAY												
11/02	Carolina	DID NOT PLAY												
11/10	Philadelphia	DID NOT PLAY												
11/16	at N.Y. Giants	2	2	6	100.0%	3.0	3.0	1	50.0%	0	0.0%	5	0/0	118.8
11/23	Minnesota	1	1	7	100.0%	7.0	7.0	0	0.0%	0	0.0%	7	0/0	95.8
11/27	at Detroit	DID NOT PLAY												
12/07	Chicago	DID NOT PLAY												
12/14	at Denver	DID NOT PLAY												
12/20	at Chicago	11	9	121	81.8%	11.0	13.4	1	9.1%	0	0.0%	33t	2/6	142.8
12/27	Baltimore	21	18	288	85.7%	13.7	16.0	1	4.8%	0	0.0%	40	1/9	134.6
01/04	at Minnesota	INACTIVE/INJURY												
TOTALS		35	30	422	85.7%	12.1	14.1	3	8.6%	0	0.0%	40	3/15	145.5
CAREER TOTALS		155	105	1,322	67.7%	8.5	0.0	6	3.9%	3	1.9%	51	25/131	98.9

# INDIVIDUAL GXG STATS: RUSHING

## 2025 REGULAR SEASON INDIVIDUAL GAME-BY-GAME STATS

RUSHING:		CHRIS BROOKS					MATTHEW GOLDEN					JOSH JACOBS				
DATE OPP.	NO.	YDS	AVG	LG	TD		NO.	YDS	AVG	LG	TD	NO.	YDS	AVG	LG	TD
09/07 Detroit	1	1	1.0	1	0		0	0	0.0	--	0	19	66	3.5	15	1
09/11 Washington	0	0	0.0	--	0		2	15	7.5	9	0	23	84	3.7	10	1
09/21 at Cleveland	0	0	0.0	--	0		3	9	3.0	4	0	16	30	1.9	7	0
09/28 at Dallas	0	0	0.0	--	0		1	5	5.0	5	0	22	86	3.9	19	2
10/12 Cincinnati	1	1	1.0	1	0		2	16	8.0	8	0	18	93	5.2	16	2
10/19 at Arizona	0	0	0.0	--	0		0	0	0.0	--	0	13	55	4.2	10	2
10/26 at Pittsburgh	0	0	0.0	--	0		0	0	0.0	--	0	13	33	2.5	6	1
11/02 Carolina	0	0	0.0	--	0		0	0	0.0	--	0	17	87	5.1	18	1
11/10 Philadelphia	0	0	0.0	--	0		INACTIVE/INJURY					21	74	3.5	11	1
11/16 at N.Y. Giants	1	8	8.0	8	0		0	0	0.0	--	0	7	40	5.7	15	0
11/23 Minnesota	8	21	2.6	10	0		INACTIVE/INJURY					INACTIVE/INJURY				
11/27 at Detroit	0	0	0.0	--	0		INACTIVE/INJURY					17	83	4.9	29	0
12/07 Chicago	0	0	0.0	--	0		0	0	0.0	--	0	20	86	4.3	21	1
12/14 at Denver	2	10	5.0	7	0		0	0	0.0	--	0	12	73	6.1	40t	1
12/20 at Chicago	1	4	4.0	4	0		2	4	2.0	3	0	12	36	3.0	7	0
12/27 Baltimore	0	0	0.0	--	0		0	0	0.0	--	0	4	3	0.8	1	0
01/04 at Minnesota	13	61	4.7	12	0		0	0	0.0	--	0	INACTIVE				
<b>TOTALS</b>	<b>27</b>	<b>106</b>	<b>3.9</b>	<b>12</b>	<b>0</b>		<b>10</b>	<b>49</b>	<b>4.9</b>	<b>9</b>	<b>0</b>	<b>234</b>	<b>929</b>	<b>4.0</b>	<b>40t</b>	<b>13</b>
<b>CAREER TOTALS</b>	<b>82</b>	<b>395</b>	<b>4.8</b>	<b>52</b>	<b>1</b>		<b>10</b>	<b>49</b>	<b>4.9</b>	<b>9</b>	<b>0</b>	<b>1,840</b>	<b>7,803</b>	<b>4.2</b>	<b>86t</b>	<b>74</b>

RUSHING:		TUCKER KRAFT					JORDAN LOVE					BO MELTON				
DATE OPP.	NO.	YDS	AVG	LG	TD		NO.	YDS	AVG	LG	TD	NO.	YDS	AVG	LG	TD
09/07 Detroit	1	3	3.0	3	0		3	4	1.3	3	0	0	0	0.0	--	0
09/11 Washington	0	0	0.0	--	0		3	12	4.0	14	0	INACTIVE/INJURY				
09/21 at Cleveland	0	0	0.0	--	0		4	18	4.5	10	0	0	0	0.0	--	0
09/28 at Dallas	0	0	0.0	--	0		3	28	9.3	25	0	0	0	0.0	--	0
10/12 Cincinnati	0	0	0.0	--	0		7	26	3.7	7	0	1	3	3.0	3	0
10/19 at Arizona	0	0	0.0	--	0		4	22	5.5	12	0	0	0	0.0	--	0
10/26 at Pittsburgh	0	0	0.0	--	0		1	-1	-1.0	-1	0	0	0	0.0	--	0
11/02 Carolina	0	0	0.0	--	0		1	1	1.0	1	0	0	0	0.0	--	0
11/10 Philadelphia	INJURED RESERVE						5	28	5.6	12	0	0	0	0.0	--	0
11/16 at N.Y. Giants	INJURED RESERVE						2	7	3.5	4	0	1	17	17.0	17	0
11/23 Minnesota	INJURED RESERVE						3	15	5.0	13	0	0	0	0.0	--	0
11/27 at Detroit	INJURED RESERVE						5	4	0.8	5	0	2	15	7.5	14	0
12/07 Chicago	INJURED RESERVE						1	-1	-1.0	-1	0	0	0	0.0	--	0
12/14 at Denver	INJURED RESERVE						3	29	9.7	24	0	1	0	0.0	--	0
12/20 at Chicago	INJURED RESERVE						2	7	3.5	7	0	0	0	0.0	--	0
12/27 Baltimore	INJURED RESERVE						INACTIVE/INJURY					0	0	0.0	--	0
01/04 at Minnesota	INJURED RESERVE						DID NOT PLAY					0	0	0.0	--	0
<b>TOTALS</b>	<b>1</b>	<b>3</b>	<b>3.0</b>	<b>3</b>	<b>0</b>		<b>47</b>	<b>199</b>	<b>4.2</b>	<b>25</b>	<b>0</b>	<b>5</b>	<b>35</b>	<b>7.0</b>	<b>17</b>	<b>0</b>
<b>CAREER TOTALS</b>	<b>4</b>	<b>9</b>	<b>2.3</b>	<b>3</b>	<b>0</b>		<b>135</b>	<b>555</b>	<b>4.1</b>	<b>37</b>	<b>5</b>	<b>16</b>	<b>110</b>	<b>6.9</b>	<b>17</b>	<b>0</b>

RUSHING:		JAYDEN REED					CLAYTON TUNE					CHRISTIAN WATSON				
DATE OPP.	NO.	YDS	AVG	LG	TD		NO.	YDS	AVG	LG	TD	NO.	YDS	AVG	LG	TD
09/07 Detroit	0	0	0.0	--	0		PRACTICE SQUAD					RESERVE/PUP				
09/11 Washington	0	0	0.0	--	0		PRACTICE SQUAD					RESERVE/PUP				
09/21 at Cleveland	INJURED RESERVE						PRACTICE SQUAD					RESERVE/PUP				
09/28 at Dallas	INJURED RESERVE						PRACTICE SQUAD					RESERVE/PUP				
10/12 Cincinnati	INJURED RESERVE						PRACTICE SQUAD					RESERVE/PUP				
10/19 at Arizona	INJURED RESERVE						PRACTICE SQUAD					RESERVE/PUP				
10/26 at Pittsburgh	INJURED RESERVE						PRACTICE SQUAD					0	0	0.0	--	0
11/02 Carolina	INJURED RESERVE						PRACTICE SQUAD					0	0	0.0	--	0
11/10 Philadelphia	INJURED RESERVE						PRACTICE SQUAD					0	0	0.0	--	0
11/16 at N.Y. Giants	INJURED RESERVE						PRACTICE SQUAD					0	0	0.0	--	0
11/23 Minnesota	INJURED RESERVE						PRACTICE SQUAD					0	0	0.0	--	0
11/27 at Detroit	INJURED RESERVE						PRACTICE SQUAD					1	3	3.0	3	0
12/07 Chicago	2	22	11.0	15	0		PRACTICE SQUAD					0	0	0.0	--	0
12/14 at Denver	0	0	0.0	--	0		PRACTICE SQUAD					0	0	0.0	--	0
12/20 at Chicago	1	6	6.0	6	0		PRACTICE SQUAD					0	0	0.0	--	0
12/27 Baltimore	0	0	0.0	--	0		1	0	0.0	--	0	0	0	0.0	--	0
01/04 at Minnesota	0	0	0.0	--	0		4	23	5.8	16	0	DID NOT PLAY				
<b>TOTALS</b>	<b>3</b>	<b>28</b>	<b>9.3</b>	<b>15</b>	<b>0</b>		<b>5</b>	<b>23</b>	<b>4.6</b>	<b>16</b>	<b>0</b>	<b>1</b>	<b>3</b>	<b>3.0</b>	<b>3</b>	<b>0</b>
<b>CAREER TOTALS</b>	<b>34</b>	<b>310</b>	<b>9.1</b>	<b>33t</b>	<b>3</b>		<b>20</b>	<b>49</b>	<b>2.5</b>	<b>16</b>	<b>1</b>	<b>16</b>	<b>117</b>	<b>7.3</b>	<b>46t</b>	<b>2</b>

# INDIVIDUAL GXG STATS: RUSHING

RUSHING:		DONTAYVION WICKS					SAVION WILLIAMS					MALIK WILLIS				
DATE	OPP.	NO.	YDS	AVG	LG	TD	NO.	YDS	AVG	LG	TD	NO.	YDS	AVG	LG	TD
09/07	Detroit	0	0	0.0	--	0	0	0	0.0	--	0	DID NOT PLAY				
09/11	Washington	0	0	0.0	--	0	2	24	12.0	16	0	DID NOT PLAY				
09/21	at Cleveland	0	0	0.0	--	0	2	-1	-0.5	2	0	DID NOT PLAY				
09/28	at Dallas	0	0	0.0	--	0	1	1	1.0	1	0	DID NOT PLAY				
10/12	Cincinnati	0	0	0.0	--	0	1	3	3.0	3	0	DID NOT PLAY				
10/19	at Arizona	0	0	0.0	--	0	0	0	0.0	--	0	DID NOT PLAY				
10/26	at Pittsburgh	INACTIVE/INJURY					1	1	1.0	1	0	DID NOT PLAY				
11/02	Carolina	INACTIVE/INJURY					1	0	0.0	--	0	DID NOT PLAY				
11/10	Philadelphia	0	0	0.0	--	0	0	0	0.0	--	0	DID NOT PLAY				
11/16	at N.Y. Giants	0	0	0.0	--	0	0	0	0.0	--	0	1	16	16.0	16	0
11/23	Minnesota	0	0	0.0	--	0	1	0	0.0	--	0	2	3	1.5	4	0
11/27	at Detroit	1	6	6.0	6	0	INACTIVE/INJURY					DID NOT PLAY				
12/07	Chicago	0	0	0.0	--	0	INACTIVE/INJURY					DID NOT PLAY				
12/14	at Denver	0	0	0.0	--	0	INACTIVE/INJURY					DID NOT PLAY				
12/20	at Chicago	0	0	0.0	--	0	2	9	4.5	6	0	10	44	4.4	13	0
12/27	Baltimore	0	0	0.0	--	0	INACTIVE/INJURY					9	60	6.7	22t	2
01/04	at Minnesota	INACTIVE/INJURY					INJURED RESERVE					INACTIVE/INJURY				
TOTALS		1	6	6.0	6	0	11	37	3.4	16	0	22	123	5.6	22t	2
CAREER TOTALS		2	7	3.5	6	0	11	37	3.4	16	0	74	405	5.5	29	4

RUSHING:		EMANUEL WILSON				
DATE	OPP.	NO.	YDS	AVG	LG	TD
09/07	Detroit	1	4	4.0	4	0
09/11	Washington	0	0	0.0	--	0
09/21	at Cleveland	6	25	4.2	9	0
09/28	at Dallas	8	44	5.5	13	0
10/12	Cincinnati	3	11	3.7	6	0
10/19	at Arizona	6	17	2.8	8	0
10/26	at Pittsburgh	11	61	5.5	15	0
11/02	Carolina	6	16	2.7	7	0
11/10	Philadelphia	1	2	2.0	2	0
11/16	at N.Y. Giants	11	40	3.6	11t	1
11/23	Minnesota	28	107	3.8	12	2
11/27	at Detroit	4	14	3.5	5	0
12/07	Chicago	3	10	3.3	5	0
12/14	at Denver	2	3	1.5	2	0
12/20	at Chicago	14	82	5.9	14	0
12/27	Baltimore	3	16	5.3	6	0
01/04	at Minnesota	18	44	2.4	12	0
TOTALS		125	496	4.0	15	3
CAREER TOTALS		242	1,083	4.5	31	7



# INDIVIDUAL GXG STATS: RECEIVING

## 2025 REGULAR SEASON INDIVIDUAL GAME-BY-GAME STATS

RECEIVING:	CHRIS BROOKS					DRAKE DABNEY					ROMEO DOUBS				
DATE OPP.	NO.	YDS	AVG	LG	TD	NO.	YDS	AVG	LG	TD	NO.	YDS	AVG	LG	TD
09/07 Detroit	1	2	2.0	2	0						2	68	34.0	48	0
09/11 Washington	3	27	9.0	16	0						3	28	9.3	17	1
09/21 at Cleveland	0	0	0.0	--	0						2	25	12.5	16	0
09/28 at Dallas	1	1	1.0	1	0						6	58	9.7	18	3
10/12 Cincinnati	0	0	0.0	--	0						5	55	11.0	21	0
10/19 at Arizona	0	0	0.0	--	0						6	72	12.0	22	0
10/26 at Pittsburgh	0	0	0.0	--	0						3	44	14.7	24	0
11/02 Carolina	2	24	12.0	16	0						7	91	13.0	30	0
11/10 Philadelphia	0	0	0.0	--	0						1	5	5.0	5	0
11/16 at N.Y. Giants	0	0	0.0	--	0						4	53	13.3	22	0
11/23 Minnesota	1	5	5.0	5	0						2	23	11.5	18	0
11/27 at Detroit	2	9	4.5	5	0						4	20	5.0	8	1
12/07 Chicago	1	6	6.0	6	0						0	0	0.0	--	0
12/14 at Denver	1	6	6.0	6	0						2	36	18.0	26	0
12/20 at Chicago	0	0	0.0	--	0						5	84	16.8	33t	1
12/27 Baltimore	1	11	11.0	11	0	0	0	0.0	--	0	3	62	20.7	40	0
01/04 at Minnesota	0	0	0.0	--	0	1	3	3.0	3	0					
TOTALS	13	91	7.0	16	0	1	3	3.0	3	0	55	724	13.2	48	6
CAREER TOTALS	24	160	6.7	16	0	1	3	3.0	3	0	202	2,424	12.0	48	21

RECEIVING:	JOHN FITZPATRICK					MATTHEW GOLDEN					MALIK HEATH				
DATE OPP.	NO.	YDS	AVG	LG	TD	NO.	YDS	AVG	LG	TD	NO.	YDS	AVG	LG	TD
09/07 Detroit	1	2	2.0	2	0	2	16	8.0	11	0	0	0	0.0	--	0
09/11 Washington	0	0	0.0	--	0	0	0	0.0	--	0	1	37	37.0	37	0
09/21 at Cleveland	2	12	6.0	9	1	4	52	13.0	34	0	0	0	0.0	--	0
09/28 at Dallas	0	0	0.0	--	0	5	58	11.6	46	0	1	9	9.0	9	0
10/12 Cincinnati	0	0	0.0	--	0	3	86	28.7	35	0	0	0	0.0	--	0
10/19 at Arizona	1	6	6.0	6	0	4	37	9.3	17	0	0	0	0.0	--	0
10/26 at Pittsburgh	1	4	4.0	4	0	3	4	1.3	4	0	3	29	9.7	13	0
11/02 Carolina	0	0	0.0	--	0	2	9	4.5	6	0	1	11	11.0	11	0
11/10 Philadelphia	0	0	0.0	--	0						0	0	0.0	--	0
11/16 at N.Y. Giants	1	5	5.0	5	0	1	24	24.0	24	0					
11/23 Minnesota	1	11	11.0	11	0						0	0	0.0	--	0
11/27 at Detroit	0	0	0.0	--	0						0	0	0.0	--	0
12/07 Chicago	2	14	7.0	8	0	0	0	0.0	--	0					
12/14 at Denver	3	18	6.0	6	0	3	55	18.3	27	0					
12/20 at Chicago	0	0	0.0	--	0	0	0	0.0	--	0					
12/27 Baltimore						1	12	12.0	12	0					
01/04 at Minnesota						1	8	8.0	8	0					
TOTALS	12	72	6.0	11	1	29	361	12.4	46	0	6	86	14.3	37	0
CAREER TOTALS	14	86	6.1	12	1	29	361	12.4	46	0	31	308	9.9	41	3

RECEIVING:	JOSH JACOBS					JAKOBIE KEENEY-JAMES					TUCKER KRAFT				
DATE OPP.	NO.	YDS	AVG	LG	TD	NO.	YDS	AVG	LG	TD	NO.	YDS	AVG	LG	TD
09/07 Detroit	1	4	4.0	4	0						2	16	8.0	15t	1
09/11 Washington	0	0	0.0	--	0						6	124	20.7	57	1
09/21 at Cleveland	5	44	8.8	31	0						3	29	9.7	18	0
09/28 at Dallas	4	71	17.8	28	0						5	56	11.2	16	0
10/12 Cincinnati	5	57	11.4	29	0						2	43	21.5	24	1
10/19 at Arizona	1	3	3.0	3	0						5	58	11.6	22	1
10/26 at Pittsburgh	3	12	4.0	8	0						7	143	20.4	59	2
11/02 Carolina	4	13	3.3	7	0						2	20	10.0	10	0
11/10 Philadelphia	5	33	6.6	9	0										
11/16 at N.Y. Giants	0	0	0.0	--	0										
11/23 Minnesota															
11/27 at Detroit	1	8	8.0	8	0										
12/07 Chicago	2	6	3.0	6	0										
12/14 at Denver	2	19	9.5	14t	1										
12/20 at Chicago	2	12	6.0	8	0										
12/27 Baltimore	1	0	0.0	--	0										
01/04 at Minnesota						2	15	7.5	8	0					
TOTALS	36	282	7.8	31	1	2	15	7.5	8	0	32	489	15.3	59	6
CAREER TOTALS	269	2,072	7.7	49	2	2	15	7.5	8	0	113	1,551	13.7	67	15

# INDIVIDUAL GXG STATS: RECEIVING

RECEIVING:	BO MELTON					LUKE MUSGRAVE					JAYDEN REED				
DATE OPP.	NO.	YDS	AVG	LG	TD	NO.	YDS	AVG	LG	TD	NO.	YDS	AVG	LG	TD
09/07 Detroit	0	0	0.0	--	0	1	4	4.0	4	0	3	45	15.0	26	1
09/11 Washington	INACTIVE/INJURY					2	32	16.0	23	0	0	0	0.0	--	0
09/21 at Cleveland	0	0	0.0	--	0	0	0	0.0	--	0	INJURED RESERVE				
09/28 at Dallas	0	0	0.0	--	0	1	6	6.0	6	0	INJURED RESERVE				
10/12 Cincinnati	0	0	0.0	--	0	1	7	7.0	7	0	INJURED RESERVE				
10/19 at Arizona	0	0	0.0	--	0	0	0	0.0	--	0	INJURED RESERVE				
10/26 at Pittsburgh	0	0	0.0	--	0	1	5	5.0	5	0	INJURED RESERVE				
11/02 Carolina	0	0	0.0	--	0	3	34	11.3	21	0	INJURED RESERVE				
11/10 Philadelphia	2	28	14.0	18	0	3	23	7.7	9	0	INJURED RESERVE				
11/16 at N.Y. Giants	0	0	0.0	--	0	1	-1	-1.0	-1	0	INJURED RESERVE				
11/23 Minnesota	0	0	0.0	--	0	1	7	7.0	7	0	INJURED RESERVE				
11/27 at Detroit	0	0	0.0	--	0	1	23	23.0	23	0	INJURED RESERVE				
12/07 Chicago	1	45	45.0	45t	1	2	22	11.0	12	0	4	31	7.8	18	0
12/14 at Denver	0	0	0.0	--	0	4	52	13.0	26	0	5	55	11.0	29	0
12/20 at Chicago	0	0	0.0	--	0	3	38	12.7	26	0	3	35	11.7	31	0
12/27 Baltimore	1	34	34.0	34	0	0	0	0.0	--	0	4	41	10.3	30	0
01/04 at Minnesota	0	0	0.0	--	0	0	0	0.0	--	0	0	0	0.0	--	0
<b>TOTALS</b>	<b>4</b>	<b>107</b>	<b>26.8</b>	<b>45t</b>	<b>1</b>	<b>24</b>	<b>252</b>	<b>10.5</b>	<b>26</b>	<b>0</b>	<b>19</b>	<b>207</b>	<b>10.9</b>	<b>31</b>	<b>1</b>
<b>CAREER TOTALS</b>	<b>28</b>	<b>416</b>	<b>14.9</b>	<b>45t</b>	<b>2</b>	<b>65</b>	<b>649</b>	<b>10.0</b>	<b>37</b>	<b>1</b>	<b>138</b>	<b>1,857</b>	<b>13.5</b>	<b>70t</b>	<b>15</b>

RECEIVING:	CHRISTIAN WATSON					JOSH WHYLE					DONTAYVION WICKS				
DATE OPP.	NO.	YDS	AVG	LG	TD	NO.	YDS	AVG	LG	TD	NO.	YDS	AVG	LG	TD
09/07 Detroit	RESERVE/PUP					PRACTICE SQUAD					2	30	15.0	16	0
09/11 Washington	RESERVE/PUP					PRACTICE SQUAD					4	44	11.0	14	0
09/21 at Cleveland	RESERVE/PUP					PRACTICE SQUAD					2	21	10.5	16	0
09/28 at Dallas	RESERVE/PUP					PRACTICE SQUAD					2	19	9.5	15	0
10/12 Cincinnati	RESERVE/PUP					PRACTICE SQUAD					2	15	7.5	9	0
10/19 at Arizona	RESERVE/PUP					PRACTICE SQUAD					1	5	5.0	5	0
10/26 at Pittsburgh	4	85	21.3	33	0	PRACTICE SQUAD					INACTIVE/INJURY				
11/02 Carolina	2	58	29.0	52	0	PRACTICE SQUAD					INACTIVE/INJURY				
11/10 Philadelphia	2	45	22.5	25	0	0	0	0.0	--	0	4	38	9.5	20	0
11/16 at N.Y. Giants	4	46	11.5	17t	2	1	2	2.0	2t	1	1	9	9.0	9	0
11/23 Minnesota	5	49	9.8	12	0	1	1	1.0	1	0	2	32	16.0	18	0
11/27 at Detroit	4	80	20.0	51t	1	0	0	0.0	--	0	6	94	15.7	30	2
12/07 Chicago	4	89	22.3	41t	2	1	21	21.0	21	0	0	0	0.0	--	0
12/14 at Denver	3	29	9.7	19	0	0	0	0.0	--	0	1	6	6.0	6	0
12/20 at Chicago	2	17	8.5	10	0	INACTIVE/INJURY					2	12	6.0	6	0
12/27 Baltimore	5	113	22.6	39t	1	1	8	8.0	8	0	1	7	7.0	7	0
01/04 at Minnesota	DID NOT PLAY					1	4	4.0	4	0	INACTIVE/INJURY				
<b>TOTALS</b>	<b>35</b>	<b>611</b>	<b>17.5</b>	<b>52</b>	<b>6</b>	<b>5</b>	<b>36</b>	<b>7.2</b>	<b>21</b>	<b>1</b>	<b>30</b>	<b>332</b>	<b>11.1</b>	<b>30</b>	<b>2</b>
<b>CAREER TOTALS</b>	<b>133</b>	<b>2,264</b>	<b>17.0</b>	<b>77</b>	<b>20</b>	<b>42</b>	<b>378</b>	<b>9.0</b>	<b>33</b>	<b>3</b>	<b>108</b>	<b>1,328</b>	<b>12.3</b>	<b>36</b>	<b>11</b>

RECEIVING:	SAVION WILLIAMS					EMANUEL WILSON				
DATE OPP.	NO.	YDS	AVG	LG	TD	NO.	YDS	AVG	LG	TD
09/07 Detroit	1	1	1.0	1	0	0	0	0.0	--	0
09/11 Washington	0	0	0.0	--	0	0	0	0.0	--	0
09/21 at Cleveland	0	0	0.0	--	0	0	0	0.0	--	0
09/28 at Dallas	3	22	7.3	16	0	3	37	12.3	25	0
10/12 Cincinnati	0	0	0.0	--	0	1	-4	-4.0	-4	0
10/19 at Arizona	0	0	0.0	--	0	1	-2	-2.0	-2	0
10/26 at Pittsburgh	1	8	8.0	8t	1	3	26	8.7	14	0
11/02 Carolina	2	12	6.0	6	0	1	1	1.0	1	0
11/10 Philadelphia	2	2	1.0	2	0	1	2	2.0	2	0
11/16 at N.Y. Giants	1	33	33.0	33	0	1	9	9.0	9	0
11/23 Minnesota	0	0	0.0	--	0	2	18	9.0	11	0
11/27 at Detroit	INACTIVE/INJURY					0	0	0.0	--	0
12/07 Chicago	INACTIVE/INJURY					0	0	0.0	--	0
12/14 at Denver	INACTIVE/INJURY					0	0	0.0	--	0
12/20 at Chicago	0	0	0.0	--	0	0	0	0.0	--	0
12/27 Baltimore	INACTIVE/INJURY					1	8	8.0	8	0
01/04 at Minnesota	INJURED RESERVE					1	4	4.0	4	0
<b>TOTALS</b>	<b>10</b>	<b>78</b>	<b>7.8</b>	<b>33</b>	<b>1</b>	<b>15</b>	<b>99</b>	<b>6.6</b>	<b>25</b>	<b>0</b>
<b>CAREER TOTALS</b>	<b>10</b>	<b>78</b>	<b>7.8</b>	<b>33</b>	<b>1</b>	<b>30</b>	<b>170</b>	<b>5.7</b>	<b>30t</b>	<b>1</b>

## INDIVIDUAL GXG STATS: DEFENSIVE

2025 REGULAR SEASON INDIVIDUAL DEFENSIVE GAME-BY-GAME STATS

DATE		ZAYNE ANDERSON												JOHNATHAN BALDWIN												SHEMAR BARTHOLOMEW											
DATE	OPP.	S	A	TK	TL	FL	SK	SKY	INT	FR	FF	PR	PD	S	A	TK	TL	FL	SK	SKY	INT	FR	FF	PR	PD	S	A	TK	TL	FL	SK	SKY	INT	FR	FF	PR	PD
09/07	Detroit	INACTIVE/INJURY												PRACTICE SQUAD												NOT ON ROSTER											
09/11	Washington	INACTIVE/INJURY												PRACTICE SQUAD												NOT ON ROSTER											
09/21	at Cleveland	0	0	0	0	0	0.0	0	0	0	0	0	0	PRACTICE SQUAD												NOT ON ROSTER											
09/28	at Dallas	0	0	0	0	0	0.0	0	0	0	0	0	0	PRACTICE SQUAD												NOT ON ROSTER											
10/12	Cincinnati	0	0	0	0	0	0.0	0	0	0	0	0	0	PRACTICE SQUAD												Vikings											
10/19	at Arizona	0	0	0	0	0	0.0	0	0	0	0	0	0	PRACTICE SQUAD												NOT ON ROSTER											
10/26	at Pittsburgh	0	0	0	0	0	0.0	0	0	0	0	0	0	PRACTICE SQUAD												NOT ON ROSTER											
11/02	Carolina	0	0	0	0	0	0.0	0	0	0	0	0	0	PRACTICE SQUAD												NOT ON ROSTER											
11/10	Philadelphia	0	0	0	0	0	0.0	0	0	0	0	0	0	PRACTICE SQUAD												NOT ON ROSTER											
11/16	at N.Y. Giants	0	0	0	0	0	0.0	0	0	0	0	0	0	PRACTICE SQUAD												Vikings											
11/23	Minnesota	0	0	0	0	0	0.0	0	0	0	0	0	0	PRACTICE SQUAD												Vikings											
11/27	at Detroit	0	0	0	0	0	0.0	0	0	0	0	0	0	PRACTICE SQUAD												NOT ON ROSTER											
12/07	Chicago	0	0	0	0	0	0.0	0	0	0	0	0	0	PRACTICE SQUAD												PRACTICE SQUAD											
12/14	at Denver	0	1	1	0	0	0.0	0	0	0	0	0	0	PRACTICE SQUAD												PRACTICE SQUAD											
12/20	at Chicago	0	0	0	0	0	0.0	0	0	0	0	0	0	PRACTICE SQUAD												PRACTICE SQUAD											
12/27	Baltimore	0	0	0	0	0	0.0	0	0	0	0	0	0	PRACTICE SQUAD												PRACTICE SQUAD											
10/04	at Minnesota	INJURED RESERVE												PRACTICE SQUAD												PRACTICE SQUAD											
TOTALS		0	1	1	0	0	0.0	0	0	0	0	0	0	4	3	7	0	0	0.0	0	0	0	0	0	0	2	0	2	1	1	0.0	0	0	0	0	0	0
CAREER TOTALS		4	1	8	0	0	0.0	1	0	0	0	2	4	3	7	0	0	0.0	0	0	0	0	0	0	4	1	5	2	3	0.0	0	0	0	0	0	2	

QUINTON BOHANNA														WARREN BRINSON														KARL BROOKS													
DATE	OPP.	S	A	TK	TFL	TKY	SK	SKY	INT	FR	FF	PR	PD	S	A	TK	TFL	TKY	SK	SKY	INT	FR	FF	PR	PD	S	A	TK	TFL	TKY	SK	SKY	INT	FR	FF	PR	PD				
09/07	Detroit																																								
09/11	Washington																																								
09/21	at Cleveland																																								
09/28	at Dallas																																								
10/12	Cincinnati																																								
10/19	at Arizona																																								
10/26	at Pittsburgh																																								
11/02	Carolina																																								
11/10	Philadelphia																																								
11/16	at N.Y. Giants																																								
11/23	Minnesota																																								
11/27	at Detroit																																								
12/03	Chicago																																								
12/14	at Denver																																								
12/20	at Chicago																																								
12/27	Baltimore																																								
01/04	at Minnesota																																								
TOTALS		1	1	2	0	0	0	0	0	0	0	0	0	0	0	0	0	0	0	0	0	0	0	0	0	0	0	0	0	0	0	0	0	0	0	0	0				
CAREER TOTALS		16	28	44	3	12	0	0	0	0	0	1	0	6	7	13	0	0	5.3	5	0	3	0	3	0	34	38	72	11	62	8	0.5	1.5	0	5	2	16				

DATE	OPP.	JAVON MULLARD										EDGERLIN COOPER										BRENTON COK JR.														
		S	A	Tk	LfL	TFL	SKY	SKY	MTR	FF	PR	Pd	S	A	Tk	LfL	TFL	SKY	SKY	MTR	FF	PR	Pd	S	A	Tk	LfL	TFL	SKY	SKY	MTR	FF	PR	Pd		
09/07	Detroit	7	2	9	0	0	0.0	0	0	0	0	0	8	4	12	0	0	0.0	0	0	0	0	0	0	0	0	0	0	0.0	0	0	0	0	0	0	
09/11	Washington	5	0	0	0	0	0.0	0	0	0	0	0	7	3	10	0	0	0.5	0	0	0	0	2	0	0	0	0	INURED	RESERVE							
09/21	Cleveland	1	3	4	1	4	0.0	0	0	0	0	0	2	2	4	0	0	0.0	0	0	0	0	1					INURED	RESERVE							
09/28	Dallas	1	1	2	0	0	0.0	0	0	0	0	0	5	2	7	0	0	0.0	0	0	0	0	1					INURED	RESERVE							
10/12	Cincinnati	4	2	6	1	3	0.0	0	0	0	0	0	4	7	11	1	2	0.0	0	0	0	0	0					INURED	RESERVE							
10/19	at Arizona	3	4	7	0	0	0.0	0	0	0	0	0	3	2	5	0	0	0.0	0	0	0	0	1					INURED	RESERVE							
10/26	at Pittsburgh	3	2	5	0	0	0.0	0	1	0	0	0	4	0	4	0	0	0.0	0	0	1	0					INURED	RESERVE								
11/02	Carolina	3	1	4	0	0	0.0	0	0	0	0	0	3	5	8	0	0	0.0	0	0	0	0	0					INURED	RESERVE							
11/10	Philadelphia	3	0	3	0	0	0.0	0	0	0	0	0	2	4	6	0	0	0.0	0	0	0	1	0					INURED	RESERVE							
11/16	at N.Y. Giants	3	2	5	0	0	0.0	0	0	0	0	1	3	3	6	1	1	0.0	0	0	0	0	0					INURED	RESERVE							
11/23	Minnesota	1	1	2	0	0	0.0	0	0	0	0	1	2	2	4	0	0	0.0	0	0	0	0	0					INURED	RESERVE							
11/27	at Detroit	2	2	4	0	0	0.0	0	0	0	0	0	2	6	8	0	0	0.0	0	0	0	0	1					INURED	RESERVE							
12/07	Chicago	2	2	4	0	0	0.0	0	0	0	0	0	5	6	11	0	0	0.0	0	0	0	0	0					INURED	RESERVE							
12/14	at Denver	1	2	3	0	0	0.0	0	0	0	0	0	3	8	2	4	0	0.0	0	0	0	1	0	1					INURED	RESERVE						
12/18	at Chicago	4	5	9	0	0	0.0	0	0	0	1	1	2	1	3	0	0	0.0	0	0	0	0	0		1	2	3	0	0	0.0	0	0	0	1	3	0
12/27	Baltimore	3	1	4	0	0	0.0	0	0	0	0	0	4	6	10	0	0	0.0	0	0	0	0	0		0	0	0	0	0	0.0	0	0	0	0	0	0
01/04	at Minnesota	1	2	3	0	0	0.0	0	0	0	0	0						INACTIVE							1	2	1	0	13	0	13	0	0	1	3	0
TOTALS		47	32	79	2	7	0.0	0	1	1	3	63	54	117	4	7	0.5	0	1	2	3	4	2	3	5	1	13	1.3	0	0	1	3	0	1	3	0
CAREER TOTALS		104	60	164	4	13	0.0	0	2	1	4	111	83	194	17	60	4.0	37.5	1	3	3	10	8	10	7	17	6	15	10	13.0	0	0	2	10	0	0

		TREV DIGGS										KINGSLEY ENAGABARE										JONATHAN FORD											
Date	Opp.	S	A	Tk	LfL	TFLy	Sk	SKY	Mt	Ft	Pd	S	A	Tk	LfL	TFLy	Sk	SKY	Mt	Ft	Pd	S	A	Tk	LfL	TFLy	Sk	SKY	Mt	Ft	Pd		
09/07	Detroit						Cowboys					0	2	2	0	0	0.0	0	0	0	0	0									Bears		
09/11	Washington						Cowboys					2	0	2	0	0	0.0	0	0	0	0	0									Bears		
09/21	at Cleveland						Cowboys					0	0	0	0	0	0.0	0	0	0	0	1									Bears		
09/28	at Dallas						Cowboys					0	1	1	0	0	0.0	0	0	0	0	0									Bears		
10/12	Cincinnati						Cowboys					0	2	2	0	0	0.0	0	0	0	0	0									Bears		
10/19	at Arizona						Cowboys					2	3	5	1	2	0.5	3.5	0	0	0	1									Bears		
10/26	at Pittsburgh						Cowboys					2	1	3	1	5	0.0	0	0	0	0	1									Bears		
11/02	Carolina						Cowboys					0	3	3	0	0	0.0	0	0	0	0	0									Bears		
11/10	Philadelphia						Cowboys					1	2	3	0	0	0.0	0	0	0	0	0									Bears		
11/16	at N.Y. Giants						Cowboys					0	2	2	0	0	0.0	0	0	0	0	1									Bears		
11/23	Minnesota						Cowboys					1	0	1	1	1	0.0	0	0	0	0	1									Bears		
11/27	at Detroit						Cowboys					0	1	1	0	0	0.5	3.0	0	0	0	1									Bears		
12/07	Chicago						Cowboys					4	0	4	1	3	1.0	9.0	0	0	0	1									Bears		
12/14	at Denver						Cowboys					1	0	1	0	0	0.0	0	0	0	0	1									Bears		
12/19	at Chicago						Cowboys					0	3	3	0	0	0.0	0	0	0	0	0									Bears		
12/27	Baltimore						Cowboys					3	2	5	2	7	0.0	0	0	0	0	1									NOT ON ROSTER		
10/04	at Minnesota	2	0	2	0	0	0.0	0	0	0	0	0	0	0	0	0	0.0	0	0	0	0	0	2	0	2	0	0	0	0.0	0	0	0	0
TOTALS		6	0	6	1	3	0.0	0	0	0	0	16	22	38	6	24	2.0	15.5	0	0	0	0	0	2	0	2	0	0	0.0	0	0	0	0
CAREER TOTALS		201	41	242	2	4	1.0	0.0	20	1	2	63	76	162	25	100	11.5	69.0	1	3	31	4	5	10	15	1	1	0	0.0	0	0	0	0

## INDIVIDUAL GXG STATS: DEFENSIVE

DATE	OPP.	RASHAN GARY												KAMAL HADDEN												NATE HOBBS																	
		S	A	TK	TL	FL	TY	SK	SKY	INT	FR	FR	PR	PD	S	A	TK	TL	FL	TY	SK	SKY	INT	FR	FR	PR	PD	S	A	TK	TL	FL	TY	SK	SKY	INT	FR	FR	PR	PD			
09/07	Detroit	3	4	7	1	7	1.5	10.0	0	0	0	0	3	0	0	0	0	0	0.0	0.0	0	0	0	0	0	0																	
09/11	Washington	2	1	3	1	8	1.0	8.0	0	0	0	0	1	0	0	0	0	0	0.0	0.0	0	0	0	0	0	0		1	0	1	0	0	0.0	0.0	0	0	0	0	0	0	0	0	
09/21	at Cleveland	3	0	3	2	17	2.0	17.0	0	0	0	0	3	0														2	0	2	1	1	0.0	0.0	0	0	0	0	0	0	0	0	
09/28	at Dallas	2	2	4	0	0	0.0	0.0	0	0	0	0	0	0														2	5	7	0	0	0.0	0.0	0	0	0	0	0	0	1		
10/12	Cincinnati	0	1	1	0	0	0.0	0.0	0	0	0	0	2	0														2	1	3	0	0	0.0	0.0	0	0	0	0	0	0	0	0	
10/19	at Arizona	2	0	2	1	2	1.0	2.0	0	0	1	2	0																														
10/26	at Pittsburgh	3	1	4	2	7	2.0	7.0	0	0	0	2	0															3	3	6	0	0	0.0	0.0	0	0	0	0	0	0	0	0	
11/02	Carolina	0	3	3	4	0	0.0	0.0	0	0	0	0	0	0														0	0	0	0	0	0.0	0.0	0	0	0	0	0	0	0	0	
11/10	Philadelphia	2	1	3	0	0	0.0	0.0	0	0	0	0	0	0														0	0	0	0	0	0.0	0.0	0	0	0	0	0	0	0	0	
11/16	at N.Y. Giants	2	1	3	0	0	0.0	0.0	0	1	0	0	0	0														0	0	0	0	0	0.0	0.0	0	0	0	0	0	0	0	0	
11/23	Minnesota	1	2	3	0	0	0.0	0.0	0	0	0	2	1	3	4	0												0	0	0	0	0	0.0	0.0	0	0	0	0	0	0	0	0	
11/27	at Detroit	1	1	2	0	0	0.0	0.0	0	0	0	0	0	0	0	0												0	0	0	0	0	0.0	0.0	0	0	0	0	0	0	0	0	
12/07	Chicago	2	0	2	0	0	0.0	0.0	0	0	0	1	0	0	0	0												0	1	1	0	0	0.0	0.0	0	0	0	0	0	0	0	0	
12/14	at Denver	3	0	3	0	0	0.0	0.0	0	0	0	1	0	0	0	0												0	0	0	0	0	0.0	0.0	0	0	0	0	0	0	0	0	
12/20	at Chicago	0	0	0	0	0	0.0	0.0	0	0	0	2	0	0	0	0												3	3	6	1	2	0.0	0.0	0	0	0	0	0	0	0	0	
12/27	Baltimore	0	1	1	0	0	0.0	0.0	0	0	0	1	0	1	0	0												0	0	0	0	0	0.0	0.0	0	0	0	0	0	0	0	1	
01/04	at Minnesota	DID NOT PLAY												INJURED RESERVE												INJURED RESERVE																	
TOTALS		25	20	45	4	74	7.5	44.3	0	1	1	20	1	4	5	0	0	0	0.0	0.0	0	0	0	0	0	0	13	13	26	2	3	0.0	0.0	0	0	0	0	0	0	0	2		
CAREER TOTALS		154	117	271	46	284	46.5	293.5	0	8	7	111	6	1	4	5	0	0	0.0	0.0	0	0	0	0	0	0	212	92	364	16	48	3.0	3.21	0	3	1	3	8	21				

DATE	OPP.	TYRRO HOPPER											JAMON JOHNSON											ISAIAH MCDUFFIE										
		S	A	TK	TKL	SKY	INT	FR	FF	PR	PD	S	A	TK	TKL	SKY	INT	FR	FF	PR	PD	S	A	TK	TKL	SKY	INT	FR	FF	PR	PD			
09/07	Detroit	0	0	0	0	0	0.0	0	0	0	0	PRACTICE SQUAD																						
09/11	Washington	0	0	0	0	0	0.0	0	0	0	0	PRACTICE SQUAD																						
09/21	Cleveland	0	0	0	0	0	0.0	0	0	0	0	PRACTICE SQUAD																						
09/28	Dallas	0	0	0	0	0	0.0	0	0	0	0	PRACTICE SQUAD																						
10/12	Cincinnati	0	0	0	0	0	0.0	0	0	0	0	PRACTICE SQUAD																						
10/19	Arizona	1	0	1	2	0.0	0	0	0	0	0	PRACTICE SQUAD																						
10/26	at Pittsburgh	0	0	0	0	0	0.0	0	0	0	0	PRACTICE SQUAD																						
11/02	Carolina	0	0	0	0	0.0	0	0	0	0	0	PRACTICE SQUAD																						
11/10	Philadelphia	0	0	0	0	0.0	0	0	0	0	0	PRACTICE SQUAD																						
11/16	at N.Y. Giants	1	0	1	0	0.0	0	0	0	0	0	PRACTICE SQUAD																						
11/23	Minnesota	1	2	0	0	0.0	0	0	0	0	0	INACTIVE																						
11/27	at Detroit	0	3	3	0	0.0	0	0	0	0	0	0	0	0	0	0	0	0	0	0	0	7	5	12	2	3	0.0	0	0	0	0			
12/07	Chicago	0	0	0	0	0.0	0	0	0	0	0	PRACTICE SQUAD																						
12/14	at Denver	0	0	0	0	0.0	0	0	0	0	0	PRACTICE SQUAD																						
12/20	at Chicago	0	0	0	0	0.0	0	0	0	0	0	PRACTICE SQUAD																						
12/27	Baltimore	0	0	0	0	0.0	0	0	0	0	0	PRACTICE SQUAD																						
01/04	at Minnesota	1	4	5	0	0.0	0	0	0	0	3	7	10	0	0	0.0	0	0	0	0	0	1	4	1	5	0	0.0	0	0	0	0			
TOTALS		4	8	12	1	2	0.0	0	0	0	0	3	7	10	0	0	0.0	0	0	0	0	1	41	39	80	3	5	1.0	1.7	1	0	3	1	
CAREER TOTALS		5	9	14	1	2	0.0	0	0	0	0	3	7	10	0	0	0.0	0	0	0	0	1	155	131	286	11	16	2.0	2.8	1	0	1	9	

DATE	OPP.	XAVIER MCKINNEY												KEISEAN NIXON												KITAN OLADapo															
		S	A	T	K	L	FY	SK	SKY	INT	FR	FF	PR	PD	S	A	T	K	L	FY	SK	SKY	INT	FR	FF	PR	PD	S	A	T	K	L	FY	SK	SKY	INT	FR	FF	PR	PD	
09/07	Detroit	3	2	5	0	0	0.0	0.0	0	0	0	0	0	0	5	1	6	1	6	0.0	0.0	0	0	0	0	0	0	0	0	0	0	0.0	0.0	0	0	0	0	0	0	0	0
09/11	Washington	3	0	3	0	0	0.0	0.0	0	0	0	0	0	1	2	0	2	0	0	0.0	0.0	0	0	0	0	0	5	0	0	0	0	0	0.0	0.0	0	0	0	0	0	0	0
09/21	Cleveland	2	4	6	0	0	0.0	0.0	0	1	0	0	1	4	0	4	0	0	0.0	0.0	0	0	0	0	0	0	0	0	0	0	0	0.0	0.0	0	0	0	0	0	0	0	0
09/28	Dallas	2	4	6	0	0	0.0	0.0	0	0	0	0	0	4	0	4	0	0	0.0	0.0	0	0	0	0	0	0	2	0	0	0	0	0	0.0	0.0	0	0	0	0	0	0	0
10/2	Cincinnati	2	3	5	0	0	0.0	0.0	0	0	0	0	0	4	2	6	1	3	0.0	0.0	0	0	0	0	0	0	2	0	0	0	0	0	0.0	0.0	0	0	0	0	0	0	0
10/6	Arizona	2	6	8	0	0	0.0	0.0	0	0	0	0	0	1	2	0	2	0	0	0.0	0.0	0	0	0	1	0	0	0	0	0	0	0.0	0.0	0	0	0	0	0	0	0	
10/12	at Pittsburgh	6	1	7	0	0	0.0	0.0	0	0	0	0	0	4	1	5	0	0	0	0.0	0.0	0	0	0	0	0	0	0	0	0	0	0	0.0	0.0	0	0	0	0	0	0	
11/02	Portland	3	6	9	0	0	1.0	0.0	1	0	1	1	1	1	1	5	0	0	0	0.0	0.0	0	0	0	0	0	0	0	0	0	0	0	0.0	0.0	0	0	0	0	0	0	
11/10	Philadelphia	2	3	7	0	0	0.0	0.0	0	0	0	0	0	2	2	0	0	0	0.0	0.0	0	1	0	1	0	1	0	0	0	0	0	0.0	0.0	0	0	0	0	0	0	0	
11/16	at N.Y. Giants	2	3	5	0	0	0.0	0.0	0	0	0	0	1	8	0	8	0	0	0.0	0.0	0	0	0	0	0	2	0	0	0	0	0	0	0.0	0.0	0	0	0	0	0	0	
11/23	Minnesota	1	2	3	0	0	0.0	0.0	0	0	0	0	0	2	1	3	0	0	0.0	0.0	0	0	0	0	0	0	0	0	0	0	0	0.0	0.0	0	0	0	0	0	0		
11/27	at Detroit	3	2	5	0	0	0.0	0.0	0	0	0	0	1	7	1	5	0	0	0.0	0.0	0	0	0	0	0	0	0	0	0	0	0	0.0	0.0	0	0	0	0	0	0		
12/07	Chicago	3	4	7	0	0	0.0	0.0	0	0	0	0	0	2	0	2	0	0	0.0	0.0	1	0	0	1	2	0	0	0	0	0	0	0.0	0.0	0	0	0	0	0	0		
12/14	at Denver	6	1	7	0	0	0.0	0.0	0	0	0	0	0	3	4	1	5	0	0	0.0	0.0	0	0	0	0	0	0	0	0	0	0	0.0	0.0	0	0	0	0	0	0		
12/20	at Chicago	3	3	6	0	0	0.0	0.0	0	0	0	0	1	0	1	0	0	0	0.0	0.0	0	0	0	0	0	0	0	0	0	0	0	0.0	0.0	0	0	0	0	0	0		
12/27	Baltimore	6	7	13	0	0	0.0	0.0	0	0	0	0	0	3	4	7	0	0	0.0	0.0	0	0	0	0	1	0	0	0	0	0	0	0.0	0.0	0	0	0	0	0	0		
01/04	at Minnesota	INACTIVE												1	0	1	0	0.0	0.0	0	0	0	0	0	0	0	4	1	5	0	0.0	0.0	0	0	0	0	1				
TOTALS		51	51	102	0	0	1.0	0.0	2	0	1	2	10	58	14	72	13	34	0.0	0.0	1	1	0	1	17	4	1	5	0	0	0.0	0.0	0	0	0	0	0	0	1		
CAREER TOTALS		288	178	166	8	27	3.5	19.0	19	3	1	5	48	206	70	276	15	68	3.5	23.0	4	1	4	10	33	5	4	9	0	0	0.0	0.0	0	0	0	0	0	0			

DATE	OPP.	COLLIN OLIVER												MICAH PARSONS												JORDON RILEY																																																																																																																																																																																																																																																																																																																																																																																																																																																																																																																																																																																																																																																																																																																																																																																																																																																																																																														
		S	A	Tk	LfL	TfLy	Sk	SKy	INT	FH	FF	PR	PD	S	A	Tk	LfL	TfLy	Sk	SKy	INT	FH	FF	PR	PD	S	A	Tk	LfL	TfLy	Sk	SKy	INT	FH	FF	PR	PD																																																																																																																																																																																																																																																																																																																																																																																																																																																																																																																																																																																																																																																																																																																																																																																																																																																																																																			
09/07	Detroit	RESERVE/PUP												1	0	1	1	4	1.0	4.0	0	0	0	1	0	Giants																																																																																																																																																																																																																																																																																																																																																																																																																																																																																																																																																																																																																																																																																																																																																																																																																																																																																																														
09/11	Washington	RESERVE/PUP												0	2	2	0	0	0.5	5.0	0	0	0	3	0	Giants																																																																																																																																																																																																																																																																																																																																																																																																																																																																																																																																																																																																																																																																																																																																																																																																																																																																																																														
09/21	at Cleveland	RESERVE/PUP												2	0	2	0	0	0.0	0.0	0	0	0	2	0	Giants																																																																																																																																																																																																																																																																																																																																																																																																																																																																																																																																																																																																																																																																																																																																																																																																																																																																																																														
09/28	at Dallas	RESERVE/PUP												1	2	3	0	0	1.0	0.0	0	0	0	2	0	Giants																																																																																																																																																																																																																																																																																																																																																																																																																																																																																																																																																																																																																																																																																																																																																																																																																																																																																																														
10/12	Cincinnati	RESERVE/PUP												0	3	3	0	0	0.0	0.0	0	0	0	0	0	Giants																																																																																																																																																																																																																																																																																																																																																																																																																																																																																																																																																																																																																																																																																																																																																																																																																																																																																																														
10/19	at Arizona	RESERVE/PUP												4	1	5	4	27	3.0	26.0	0	0	0	5	0	Giants																																																																																																																																																																																																																																																																																																																																																																																																																																																																																																																																																																																																																																																																																																																																																																																																																																																																																																														
10/26	at Pittsburgh	RESERVE/PUP												1	0	1	1	10	10.0	0	0	0	0	1	0	Giants																																																																																																																																																																																																																																																																																																																																																																																																																																																																																																																																																																																																																																																																																																																																																																																																																																																																																																														
11/02	Carolina	RESERVE/PUP												1	2	3		2	0.0	0.0	0	0	0	0	0	Giants																																																																																																																																																																																																																																																																																																																																																																																																																																																																																																																																																																																																																																																																																																																																																																																																																																																																																																														
11/10	Philadelphia	RESERVE/PUP												1	1	2	0	0	0.0	0.0	0	0	0	0	0	Giants																																																																																																																																																																																																																																																																																																																																																																																																																																																																																																																																																																																																																																																																																																																																																																																																																																																																																																														
11/16	at N.Y. Giants	RESERVE/PUP												1	5	6	0	0	15.5	3.5	0	0	0	3	0	Giants																																																																																																																																																																																																																																																																																																																																																																																																																																																																																																																																																																																																																																																																																																																																																																																																																																																																																																														
11/23	Minnesota	RESERVE/PUP												2	0	2	12	20	12.0	0	0	0	0	0	0	Giants																																																																																																																																																																																																																																																																																																																																																																																																																																																																																																																																																																																																																																																																																																																																																																																																																																																																																																														
11/27	at Detroit	RESERVE/PUP												4	4	8	3	19	2.5	20.0	0	0	0	4	0	Giants																																																																																																																																																																																																																																																																																																																																																																																																																																																																																																																																																																																																																																																																																																																																																																																																																																																																																																														
12/07	Chicago	RESERVE/PUP												0	1	1	0	0	0.0	0.0	0	0	0	2	0	0	0	0	0	0	0	0	0	0	0	0	0	0	0	0	0	0	0	0	0	0	0	0	0	0	0	0	0	0	0	0	0	0	0	0	0	0	0	0	0	0	0	0	0	0	0	0	0	0	0	0	0	0	0	0	0	0	0	0	0	0	0	0	0	0	0	0	0	0	0	0	0	0	0	0	0	0	0	0	0	0	0	0	0	0	0	0	0	0	0	0	0	0	0	0	0	0	0	0	0	0	0	0	0	0	0	0	0	0	0	0	0	0	0	0	0	0	0	0	0	0	0	0	0	0	0	0	0	0	0	0	0	0	0	0	0	0	0	0	0	0	0	0	0	0	0	0	0	0	0	0	0	0	0	0	0	0	0	0	0	0	0	0	0	0	0	0	0	0	0	0	0	0	0	0	0	0	0	0	0	0	0	0	0	0	0	0	0	0	0	0	0	0	0	0	0	0	0	0	0	0	0	0	0	0	0	0	0	0	0	0	0	0	0	0	0	0	0	0	0	0	0	0	0	0	0	0	0	0	0	0	0	0	0	0	0	0	0	0	0	0	0	0	0	0	0	0	0	0	0	0	0	0	0	0	0	0	0	0	0	0	0	0	0	0	0	0	0	0	0	0	0	0	0	0	0	0	0	0	0	0	0	0	0	0	0	0	0	0	0	0	0	0	0	0	0	0	0	0	0	0	0	0	0	0	0	0	0	0	0	0	0	0	0	0	0	0	0	0	0	0	0	0	0	0	0	0	0	0	0	0	0	0	0	0	0	0	0	0	0	0	0	0	0	0	0	0	0	0	0	0	0	0	0	0	0	0	0	0	0	0	0	0	0	0	0	0	0	0	0	0	0	0	0	0	0	0	0	0	0	0	0	0	0	0	0	0	0	0	0	0	0	0	0	0	0	0	0	0	0	0	0	0	0	0	0	0	0	0	0	0	0	0	0	0	0	0	0	0	0	0	0	0	0	0	0	0	0	0	0	0	0	0	0	0	0	0	0	0	0	0	0	0	0	0	0	0	0	0	0	0	0	0	0	0	0	0	0	0	0	0	0	0	0	0	0	0	0	0	0	0	0	0	0	0	0	0	0	0	0	0	0	0	0	0	0	0	0	0	0	0	0	0	0	0	0	0	0	0	0	0	0	0	0	0	0	0	0	0	0	0	0	0	0	0	0	0	0	0	0	0	0	0	0	0	0	0	0	0	0	0	0	0	0	0	0	0	0	0	0	0	0	0	0	0	0	0	0	0	0	0	0	0	0	0	0	0	0	0	0	0	0	0	0	0	0	0	0	0	0	0	0	0	0	0	0	0	0	0	0	0	0	0	0	0	0	0	0	0	0	0	0	0	0	0	0	0	0	0	0	0	0	0	0	0	0	0	0	0	0	0	0	0	0	0	0	0	0	0	0	0	0	0	0	0	0	0	0	0	0	0	0	0	0	0	0	0	0	0	0	0	0	0	0	0	0	0	0	0	0	0	0	0	0	0	0	0	0	0	0	0	0	0	0	0	0	0	0	0	0	0	0	0	0	0	0	0	0	0	0	0	0	0	0	0	0	0	0	0	0	0	0	0	0	0	0	0	0	0	0	0	0	0	0	0	0	0	0	0	0	0	0	0	0	0	0	0	0	0	0	0	0	0	0	0	0	0	0	0	0	0	0	0	0	0	0	0	0	0	0	0	0	0	0	0	0	0	0	0	0	0	0	0	0	0	0	0	0	0	0	0	0	0	0	0	0	0	0	0	0	0	0	0	0	0	0	0	0	0	0	0	0	0	0	0	0	0	0	0	0	0	0	0	0	0	0	0	0	0	0	0	0	0	0	0	0	0	0	0	0	0	0	0	0	0	0	0	0	0	0	0	0	0	0	0	0	0	0	0	0	0	0	0	0	0	0	0	0	0	0	0	0	0	0	0	0	0	0	0	0	0	0	0	0	0	0	0	0	0	0	0	0	0	0	0	0	0	0	0	0	0	0	0	0	0	0	0	0	0

# INDIVIDUAL GXG STATS: DEFENSIVE

		JAYLIN SIMPSON												BARRYN SORRELL												NAZIR STACKHOUSE																		
DATE	OPP.	S	A	TK	TFL	TFLY	SK	SKY	INT	FR	FF	PR	PD	S	A	TK	TFL	TFLY	SK	SKY	INT	FR	FF	PR	PD	S	A	TK	TFL	TFLY	SK	SKY	INT	FR	FF	PR	PD							
09/07	Detroit	PRACTICE SQUAD												INACTIVE/INJURY												0 0 1 1 0 0 0.0 0 0 0 0 0 0 0																		
09/11	Washington	PRACTICE SQUAD												0	1	1	0	0	0.5	1.0	0	0	0	0	1	0	0	0	0	0	0	0	0	0	0	0.0	0.0	0	0	0	0	0	0	0
09/21	at Cleveland	PRACTICE SQUAD												0	0	0	0	0	0.0	0.0	0	0	0	0	0	0	0	0	0	0	0	0	0	0	0.0	0.0	0	0	0	0	0	0	0	
09/28	at Dallas	PRACTICE SQUAD												0	0	0	0	0	0.0	0.0	0	0	0	0	0	0	0	2	1	3	0	0	0	0	0.0	0.0	0	0	0	0	0	0	0	
10/12	Cincinnati	PRACTICE SQUAD												0	0	0	0	0	0.0	0.0	0	0	0	0	1	0	0	1	1	1	0	0	0	0.0	0.0	0	0	0	0	0	0	0		
10/19	at Arizona	PRACTICE SQUAD												0	0	0	0	0	0.0	0.0	0	0	0	0	0	0	0	2	2	0	0	0	0	0.0	0.0	0	0	0	0	0	0	0		
10/26	at Pittsburgh	PRACTICE SQUAD												1	0	1	0	0	0.0	0.0	0	0	0	0	0	0	0	0	0	0	0	0	0.0	0.0	0	0	0	0	0	0	0			
11/02	Carolina	PRACTICE SQUAD												0	0	0	0	0	0.0	0.0	0	0	0	0	0	0	0	2	2	0	0	0	0.0	0.0	0	0	0	0	0	0	0			
11/10	Philadelphia	PRACTICE SQUAD												0	2	2	0	0	0.0	0.0	0	0	0	0	0	0	0	0	0	0	0	0	0.0	0.0	0	0	0	0	0	0	0			
11/16	at N.Y. Giants	PRACTICE SQUAD												0	1	1	0	0	0.0	0.0	0	0	0	0	0	0	0	0	0	0	0	0	0.0	0.0	0	0	0	0	0	0	0			
11/23	Minnesota	PRACTICE SQUAD												0	0	0	0	0	0.0	0.0	0	0	0	0	0	0	0	0	0	0	0	0	0.0	0.0	0	0	0	0	0	0	0			
11/27	at Detroit	DID NOT PLAY												0	0	0	0	0	0.0	0.0	0	0	0	0	0	0	0	0	1	1	0	0	0.0	0.0	0	0	0	0	0	0	0			
12/07	Chicago	PRACTICE SQUAD												0	1	1	0	0	0.0	0.0	0	0	0	0	0	0							INACTIVE											
12/14	at Denver	PRACTICE SQUAD																																										
12/20	at Chicago	PRACTICE SQUAD												1	0	1	0	0	0.0	0.0	0	0	0	0	0	0																		
12/27	Baltimore	PRACTICE SQUAD																																										
01/04	at Minnesota	5	3	8	0	0	0	0	0.0	0.0	0	0	0	0	5	3	8	1	1	1.0	0.0	0	1	0	1	0	0	2	2	0	0	0.0	0.0	0	0	0	0	0						
TOTALS		5	3	8	0	0	0	0	0.0	0.0	0	0	0	0	7	8	15	1	1	1.5	1.0	0	1	0	3	0	2	10	12	0	0	0.0	0.0	0	0	0	0	0						
CAREER TOTALS		5	3	8	0	0	0	0	0.0	0.0	0	0	0	0	7	8	15	1	1	1.5	1.0	0	1	0	3	0	2	10	12	0	0	0.0	0.0	0	0	0	0	0						

		CARRINGTON VALENTINE												LUKAS VAN NESS												QUAY WALKER													
DATE	OPP.	S	A	TK	TFL	TFLY	SK	SKY	INT	FR	FF	PR	PD	S	A	TK	TFL	TFLY	SK	SKY	INT	FR	FF	PR	PD	S	A	TK	TFL	TFLY	SK	SKY	INT	FR	FF	PR	PD		
09/07	Detroit	1	0	1	0	0	0.0	0.0	0	0	0	0	0	1	3	4	1	2	0.5	3.0	0	0	0	1	0	6	3	9	2	3	0.0	0.0	0	0	0	0	1	0	
09/11	Washington	2	0	2	0	0	0.0	0.0	0	0	0	0	0	3	0	3	1	1	0.0	0.0	0	0	0	1	0	4	4	8	0	0	0.0	0.0	0	0	0	0	1	0	
09/21	at Cleveland	0	1	1	0	0	0.0	0.0	0	0	0	0	0	1	1	2	0	0	0.0	0.0	0	0	0	2	0	6	8	14	0	0	0.0	0.0	0	0	0	0	1	1	
09/28	at Dallas	2	1	3	0	0	0.0	0.0	0	0	0	0	0	0	0	0	0	0	0.0	0.0	0	0	0	0	0	6	5	11	1	1	0.0	0.0	0	0	0	0	0	0	
10/12	Cincinnati	2	0	2	0	0	0.0	0.0	0	0	0	0	1	1	1	2	1	6	1.0	6.0	0	0	0	2	0	5	3	8	0	0	0.0	0.0	0	0	0	0	0	0	
10/19	at Arizona	0	0	0	0	0	0.0	0.0	0	0	0	0	0													5	4	9	1	8	1.5	11.5	0	0	0	3	0		
10/26	at Pittsburgh	3	0	3	0	0	0.0	0.0	0	0	0	0	1													1	4	5	0	0	0.0	0.0	0	0	0	0	2		
11/02	Carolina	3	1	4	0	0	0.0	0.0	0	0	0	0	0													2	5	7	0	0	0.0	0.0	0	0	0	1	0		
11/10	Philadelphia	1	0	1	0	0	0.0	0.0	0	0	0	0	1													5	1	6	2	6	0.0	0.0	0	0	0	0	0		
11/16	at N.Y. Giants	2	0	2	0	0	0.0	0.0	0	0	0	0	0													1	6	7	0	0	0.0	0.0	0	0	0	0	0		
11/23	Minnesota	0	0	0	0	0	0.0	0.0	0	0	0	0	0	0	0	0	0	0	0.0	0.0	0	0	0	0	0														
11/27	at Detroit	2	0	2	0	0	0.0	0.0	0	0	0	0	0																										
12/07	Chicago	3	1	4	0	0	0.0	0.0	0	0	0	0	0														3	6	9	0	0	0.0	0.0	0	0	0	0	0	
12/14	at Denver	2	0	2	0	0	0.0	0.0	0	0	0	0	1	2	0	2	0	0	0.0	0.0	0	0	0	0	0	3	6	9	1	1	0.0	0.0	0	0	0	0	0	0	
12/20	at Chicago	1	1	2	0	0	0.0	0.0	0	0	0	0	0	0	0	0	0	0	0.0	0.0	0	0	0	0	0	5	9	14	1	1	0.0	0.0	0	0	0	0	0	1	
12/27	Baltimore	0	1	1	0	0	0.0	0.0	0	0	0	0	0	4	2	6	0	0	0.0	0.0	0	0	0	1	0	6	6	12	0	0	1.0	0.0	0	0	0	0	1	0	
01/04	at Minnesota	0	0	0	0	0	0.0	0.0	0	0	0	0	0																										
TOTALS		24	6	30	0	0	0.0	0.0	0	0	0	0	4	12	7	19	3	9	1.5	9.0	0	0	7	0	0	58	70	128	8	20	2.5	11.5	0	0	0	7	5		
CAREER TOTALS		72	30	102	0	0	0.0	0.0	2	1	2	0	18	56	25	81	17	78	8.5	46.0	0	1	1	23	1	262	205	467	29	81	9.0	60.5	1	1	3	19	17		

		EVAN WILLIAMS													COLBY WOODEN													DEVONTE WYATT												
DATE	OPP.	S	A	TK	TFL	TFLY	SK	SKY	INT	FR	FF	PR	PD	S	A	TK	TFL	TFLY	SK	SKY	INT	FR	FF	PR	PD	S	A	TK	TFL	TFLY	SK	SKY	INT	FR	FF	PR	PD			
09/07	Detroit	1	2	3	0	0	0.0	0.0	1	0	0	0	1	3	3	6	2	2	0.0	0.0	0	0	0	1	0	1	2	3	1	8	1.0	8.0	0	0	0	3	0	3		
09/11	Washington	2	2	4	0	0	0.0	0.0	0	0	0	0	0	1	0	1	0	0	0.0	0.0	0	0	0	0	0	2	0	2	1	1	1.0	1.0	0	0	0	2	2			
09/21	at Cleveland	4	2	6	0	0	0.0	0.0	0	0	0	0	0	0	2	2	0	0	0.0	0.0	0	0	0	0	0	0	0	0	0	0	0.0	0.0	0	0	0	0	0			
09/28	at Dallas	5	4	9	0	0	0.0	0.0	0	0	0	0	0	1	2	3	0	0	0.0	0.0	0	0	0	1	0	0	1	1	0	0	0.0	0.0	0	0	0	0	0			
10/12	Cincinnati	2	4	6	1	1	0.0	0.0	0	0	0	0	0	1	1	2	0	0	0.0	0.0	0	0	0	0	0															
10/19	at Arizona	3	4	7	0	0	0.0	0.0	0	1	0	0	0	1	3	3	6	1	4	0.0	0.0	0	0	0	0	0														
10/26	at Pittsburgh	2	0	2	0	0	0.0	0.0	0	0	0	0	0	2	1	3	1	1	0.0	0.0	0	0	0	0	0	1	1	2	0	0	0.0	0.0	0	0	0	0	0			
11/02	Carolina	2	5	7	0	0	0.0	0.0	0	0	0	0	0	0	0	0	0	0	0.0	0.0	0	0	0	0	0	1	1	5	6	0	0	0.0	0.0	0	0	0	0			
11/06	at Philadelphia	4	2	6	2	3	0.0	0.0	0	0	0	0	0	0	2	2	0	0	0.0	0.0	1	0	0	0	0	3	0	3	1	6	0.0	0.0	0	0	0	0	0			
11/13	at N.Y. Giants	4	1	8	0	0	0.0	0.0	0	0	0	0	0	0	3	5	0	0	0.0	0.0	0	0	0	0	0	1	2	3	0	1	6.0	0.0	0	0	0	0	0			
11/26	Minnesota	4	1	1	0	0	0.0	0.0	1	0	0	0	1	3	1	4	1	2	0.0	0.0	0	0	0	0	0	3	0	3	2	16	2.0	16.0	0	0	0	2	0			
11/27	at Detroit	3	5	8	0	0	0.0	0.0	0	0	0	0	0	0	0	0	0	0	0.0	0.0	0	0	0	1	3	1	4	1	4	0.0	0.0	0	0	0	0	0	0			
12/02	Chicago	4	2	6	0	0	0.0	0.0	0	0	0	0	0	1	2	3	0	0	0.0	0.0	0	0	0	0	0															
12/14	at Denver	3	2	5	0	0	0.0	0.0	0	0	0	0	0	1	2	3	0	0	0.0	0.0	0	0	0	0	0															
12/16	at Chicago													1	1	2	0	0	0.0	0.0	0	0	0	1	0															
12/22	Baltimore	4	1	5	0	0	0.0	0.0	0	0	0	0	0	0	3	6	0	0	0.0	0.0	0	0	0	0	0															
01/04	at Minnesota	0	3	3	0	0	0.0	0.0	0	0	0	0	0	0	0	0	0	0	0.0	0.0	0	0	0	0	0															
TOTALS		47	42	89	5	5	0.0	0.0	3	1	0	0	5	26	54	87	9	10	0.0	0.0	0	0	0	3	1	15	12	6	35	14.0	25.0	0	0	0	7	2				
CAREER TOTALS		77	59	136	5	7	0.0	0.0	4	1	0	0	8	45	42	87	9	23	0.5	0.0	0	0	0	7	3	58	43	101	21	116	16.0	10.4	0	3	1	30	3			

INDIVIDUAL GXG STATS: FIELD GOALS

2025 REGULAR SEASON INDIVIDUAL GAME-BY-GAME STATS											
FIELD GOALS:		BRANDON MCMANUS									
DATE	OPP.	0-19	20-29	30-39	40-49	50+	TOTAL	FGM	FGA	PCT	LG
09/07	Detroit	0/0	0/0	2/2	0/0	0/0	2/2	2	2	100.0%	38
09/11	Washington	0/0	1/1	0/0	0/1	1/1	2/3	2	3	66.7%	56
09/21	at Cleveland	0/0	0/0	1/1	0/1	0/0	1/2	1	2	50.0%	39
09/28	at Dallas	0/0	0/0	1/1	0/0	1/1	2/2	2	2	100.0%	53
10/12	Cincinnati	INACTIVE/INJURY									
10/19	at Arizona	INACTIVE/INJURY									
10/26	at Pittsburgh	0/0	2/2	0/0	0/1	0/1	2/4	2	4	50.0%	28
11/02	Carolina	0/0	1/1	0/0	1/2	0/0	2/3	2	3	66.7%	49
11/10	Philadelphia	0/0	0/0	0/0	0/0	0/1	0/1	0	1	0.0%	0
11/16	at N.Y. Giants	INACTIVE/INJURY									
11/23	Minnesota	0/0	0/0	2/2	1/1	0/0	3/3	3	3	100.0%	40
11/27	at Detroit	0/0	0/0	0/0	1/1	0/0	1/1	1	1	100.0%	45
12/07	Chicago	0/0	0/0	0/0	0/0	0/0	0/0	0	0	0.0%	0
12/14	at Denver	0/0	1/1	2/2	0/0	1/1	4/4	4	4	100.0%	53
12/20	at Chicago	0/0	3/3	0/0	0/0	0/0	3/3	3	3	100.0%	28
12/27	Baltimore	0/0	1/1	0/0	0/0	0/0	1/1	1	1	100.0%	24
01/04	at Minnesota	0/0	1/1	0/0	0/0	0/0	1/1	1	1	100.0%	24
TOTALS		0/0	10/10	8/8	3/7	3/5	24/30	24	30	80.0%	56

FIELD GOALS:		LUCAS HAVRISIK									
DATE	OPP.	0-19	20-29	30-39	40-49	50+	TOTAL	FGM	FGA	PCT	LG
09/07	Detroit										
09/11	Washington										
09/21	at Cleveland										
09/28	at Dallas										
10/12	Cincinnati	0/0	0/0	1/1	1/1	0/0	2/2	2	2	100.0%	43
10/19	at Arizona	0/0	0/0	1/1	0/0	1/1	2/2	2	2	100.0%	61
10/26	at Pittsburgh	INACTIVE									
11/02	Carolina	INACTIVE									
11/10	Philadelphia	INACTIVE									
11/16	at N.Y. Giants	0/0	0/0	0/0	0/0	0/0	0/0	0	0	0.0%	0
11/23	Minnesota	INACTIVE									
11/27	at Detroit	PRACTICE SQUAD									
12/07	Chicago	PRACTICE SQUAD									
12/14	at Denver	PRACTICE SQUAD									
12/20	at Chicago	PRACTICE SQUAD									
12/27	Baltimore	PRACTICE SQUAD									
01/04	at Minnesota	PRACTICE SQUAD									
TOTALS		0/0	0/0	2/2	1/1	1/1	4/4	4	4	100.0%	61

INDIVIDUAL GXG STATS: PUNTING

2025 REGULAR SEASON INDIVIDUAL GAME-BY-GAME STATS									
PUNTING:		DANIEL WHELAN							
DATE	OPP.	NO.	YDS	AVG	TB	IN 20	LG	NET	BLK
09/07	Detroit	3	164	54.7	0	2	65	48.3	0
09/11	Washington	4	213	53.3	1	0	55	35.8	0
09/21	at Cleveland	5	265	53.0	1	0	63	46.0	0
09/28	at Dallas	2	83	41.5	0	2	43	41.5	0
10/12	Cincinnati	2	91	45.5	0	1	56	39.0	0
10/19	at Arizona	3	174	58.0	1	0	63	47.0	0
10/26	at Pittsburgh	3	152	50.7	0	1	56	43.7	0
11/02	Carolina	0	0	0.0	0	0	0	0.0	0
11/10	Philadelphia	5	239	47.8	2	1	59	33.6	0
11/16	at N.Y. Giants	4	195	48.8	0	2	61	44.5	0
11/23	Minnesota	4	190	47.5	0	3	63	44.8	0
11/27	at Detroit	2	134	67.0	1	0	72	46.5	0
12/07	Chicago	3	145	48.3	0	1	55	46.3	0
12/14	at Denver	1	57	57.0	1	0	57	37.0	0
12/20	at Chicago	0	0	0.0	0	0	0	0.0	0
12/27	Baltimore	0	0	0.0	0	0	0	0.0	0
01/04	at Minnesota	8	431	53.9	1	5	68	50.8	0
TOTALS		49	2,533	51.7	8	18	72	43.9	0



# INDIVIDUAL GXG STATS: KICKOFF RETURNS

2025 REGULAR SEASON INDIVIDUAL GAME-BY-GAME STATS

KICKOFF RETURNS:		NATE HOBBS						JAKOBIE KEENEY-JAMES						BO MELTON					
DATE	OPP.	NO.	YDS	AVG	LG	FC	TD	NO.	YDS	AVG	LG	FC	TD	NO.	YDS	AVG	LG	FC	TD
09/07	Detroit	INACTIVE/INJURY												0	0	0.0	0	0	0
09/11	Washington	0	0	0.0	0	0	0							INACTIVE/INJURY					
09/21	at Cleveland	0	0	0.0	0	0	0							0	0	0.0	0	0	0
09/28	at Dallas	0	0	0.0	0	0	0	PRACTICE SQUAD						2	60	30.0	30	0	0
10/12	Cincinnati	0	0	0.0	0	0	0	PRACTICE SQUAD						1	36	36.0	36	0	0
10/19	at Arizona	0	0	0.0	0	0	0	PRACTICE SQUAD						2	43	21.5	22	0	0
10/26	at Pittsburgh	0	0	0.0	0	0	0	PRACTICE SQUAD						1	22	22.0	22	0	0
11/02	Carolina	0	0	0.0	0	0	0	PRACTICE SQUAD						0	0	0.0	0	0	0
11/10	Philadelphia	INACTIVE/INJURY						PRACTICE SQUAD						1	20	20.0	20	0	0
11/16	at N.Y. Giants	INACTIVE/INJURY						PRACTICE SQUAD						2	37	18.5	23	0	0
11/23	Minnesota	INACTIVE/INJURY						PRACTICE SQUAD						0	0	0.0	0	0	0
11/27	at Detroit	INACTIVE/INJURY						PRACTICE SQUAD						4	95	23.8	27	0	0
12/07	Chicago	0	0	0.0	0	0	0	PRACTICE SQUAD						1	30	30.0	30	0	0
12/14	at Denver	0	0	0.0	0	0	0	PRACTICE SQUAD						0	0	0.0	0	0	0
12/20	at Chicago	0	0	0.0	0	0	0	PRACTICE SQUAD						1	29	29.0	29	0	0
12/27	Baltimore	2	45	22.5	23	0	0	PRACTICE SQUAD						4	95	23.8	27	0	0
01/04	at Minnesota	INJURED RESERVE						2	47	23.5	26	0	0	0	0	0.0	0	0	0
TOTALS		2	45	22.5	23	0	0	2	47	23.5	26	0	0	19	467	24.6	36	0	0

KICKOFF RETURNS:		SAVION WILLIAMS						EMANUEL WILSON					
DATE	OPP.	NO.	YDS	AVG	LG	FC	TD	NO.	YDS	AVG	LG	FC	TD
09/07	Detroit	2	39	19.5	21	0	0	0	0	0.0	0	0	0
09/11	Washington	1	30	30.0	30	0	0	1	27	27.0	27	0	0
09/21	at Cleveland	3	78	26.0	35	0	0	0	0	0.0	0	0	0
09/28	at Dallas	1	24	24.0	24	0	0	0	0	0.0	0	0	0
10/12	Cincinnati	3	96	32.0	36	0	0	0	0	0.0	0	0	0
10/19	at Arizona	3	72	24.0	27	0	0	0	0	0.0	0	0	0
10/26	at Pittsburgh	4	97	24.3	30	0	0	0	0	0.0	0	0	0
11/02	Carolina	3	68	22.7	33	0	0	0	0	0.0	0	0	0
11/10	Philadelphia	2	57	28.5	33	0	0	0	0	0.0	0	0	0
11/16	at N.Y. Giants	1	33	33.0	33	0	0	0	0	0.0	0	0	0
11/23	Minnesota	2	46	23.0	25	0	0	0	0	0.0	0	0	0
11/27	at Detroit	INACTIVE/INJURY						0	0	0.0	0	0	0
12/07	Chicago	INACTIVE/INJURY						2	55	27.5	29	0	0
12/14	at Denver	INACTIVE/INJURY						4	95	23.8	27	0	0
12/20	at Chicago	3	77	25.7	34	0	0	0	0	0.0	0	0	0
12/27	Baltimore	INACTIVE/INJURY						1	23	23.0	23	0	0
01/04	at Minnesota	INJURED RESERVE						1	33	33.0	33	0	0
TOTALS		28	717	25.6	36	0	0	9	233	25.9	33	0	0

INDIVIDUAL GXG STATS: PUNT RETURNS

2025 REGULAR SEASON INDIVIDUAL GAME-BY-GAME STATS																				
PUNT RETURNS:		ROMEO DOUBS						MATTHEW GOLDEN						JAKOBIE KEENEY-JAMES						
DATE	OPP.	NO.	YDS	AVG	LG	FC	TD	NO.	YDS	AVG	LG	FC	TD	NO.	YDS	AVG	LG	FC	TD	
09/07	Detroit	0	0	0.0	0	0	0	1	11	11.0	11	0	0							
09/11	Washington	0	0	0.0	0	0	0	1	-2	-2.0	-2	0	0							
09/21	at Cleveland	0	0	0.0	0	0	0	2	8	4.0	5	0	0							
09/28	at Dallas	1	5	5.0	5	0	0	2	11	5.5	9	1	0						PRACTICE SQUAD	
10/12	Cincinnati	2	14	7.0	9	0	0	0	0	0.0	0	1	0						PRACTICE SQUAD	
10/19	at Arizona	0	0	0.0	0	0	0	0	0	0.0	0	0	0						PRACTICE SQUAD	
10/26	at Pittsburgh	3	17	5.7	11	0	0	0	0	0.0	0	0	0						PRACTICE SQUAD	
11/02	Carolina	2	6	3.0	6	1	0	0	0	0.0	0	0	0						PRACTICE SQUAD	
11/10	Philadelphia	2	22	11.0	12	0	0												PRACTICE SQUAD	
11/16	at N.Y. Giants	1	0	0.0	0	0	0	0	0	0.0	0	0	0						PRACTICE SQUAD	
11/23	Minnesota	2	21	10.5	16	0	0												PRACTICE SQUAD	
11/27	at Detroit	1	2	2.0	2	1	0												PRACTICE SQUAD	
12/07	Chicago	1	7	7.0	7	1	0	0	0	0.0	0	0	0						PRACTICE SQUAD	
12/14	at Denver	0	0	0.0	0	1	0	0	0	0.0	0	0	0						PRACTICE SQUAD	
12/20	at Chicago	0	0	0.0	0	1	0	0	0	0.0	0	0	0						PRACTICE SQUAD	
12/27	Baltimore	0	0	0.0	0	1	0	0	0	0.0	0	0	0						PRACTICE SQUAD	
01/04	at Minnesota							0	0	0.0	0	0	0		0	0	0.0	0	1	0
TOTALS		15	94	6.3	16	6	0	6	28	4.7	11	2	0	0	0	0	0.0	0	1	0

PUNT RETURNS:		KEISEAN NIXON						JAYDEN REED					
DATE	OPP.	NO.	YDS	AVG	LG	FC	TD	NO.	YDS	AVG	LG	FC	TD
09/07	Detroit	0	0	0.0	0	0	0	2	21	10.5	20	0	0
09/11	Washington	2	3	1.5	3	0	0	0	0	0.0	0	0	0
09/21	at Cleveland	0	0	0.0	0	0	0						
09/28	at Dallas	0	0	0.0	0	0	0						
10/12	Cincinnati	0	0	0.0	0	0	0						
10/19	at Arizona	0	0	0.0	0	0	0						
10/26	at Pittsburgh	1	0	0.0	0	0	0						
11/02	Carolina	0	0	0.0	0	0	0						
11/10	Philadelphia	0	0	0.0	0	1	0						
11/16	at N.Y. Giants	0	0	0.0	0	0	0						
11/23	Minnesota	0	0	0.0	0	0	0						
11/27	at Detroit	0	0	0.0	0	0	0						
12/07	Chicago	0	0	0.0	0	0	0	0	0	0.0	0	0	0
12/14	at Denver	0	0	0.0	0	0	0	0	0	0.0	0	0	0
12/20	at Chicago	0	0	0.0	0	0	0	0	0	0.0	0	0	0
12/27	Baltimore	0	0	0.0	0	0	0	0	0	0.0	0	0	0
01/04	at Minnesota	0	0	0.0	0	0	0	0	0	0.0	0	0	0
TOTALS		3	3	1.0	3	1	0	2	21	10.5	20	0	0

# INDIVIDUAL SINGLE-GAME HIGHS

## 2025 REGULAR SEASON PACKERS INDIVIDUAL SINGLE-GAME HIGHS

Touchdowns	3	Romeo Doubs	at Cowboys	09/28
Passes Attempted	43	Jordan Love	at Cowboys	09/28
Passes Completed	31	Jordan Love	at Cowboys	09/28
Completion Percentage	85.7	Malik Willis	vs. Ravens	12/27
Passing Yards	360	Jordan Love	at Steelers	10/26
Yards Per Attempt	13.7	Malik Willis	vs. Ravens	12/27
Touchdown Passes	4	Jordan Love	at Lions	11/27
Passer Rating	142.8	Malik Willis	at Bears	12/20
Pass Receptions	7	Romeo Doubs	vs. Panthers	11/02
		Tucker Kraft	at Steelers	10/26
Receiving Yards	143	Tucker Kraft	at Steelers	10/26
Touchdown Receptions	3	Romeo Doubs	at Cowboys	09/28
Rushing Yards	107	Emanuel Wilson	vs. Vikings	11/23
Rushing Attempts	28	Emanuel Wilson	vs. Vikings	11/23
Rushing Average	6.7	Malik Willis	vs. Ravens	12/27
Rushing Touchdowns	2	Malik Willis	vs. Ravens	12/27
		Emanuel Wilson	vs. Vikings	11/23
		Josh Jacobs	at Cardinals	10/19
		Josh Jacobs	vs. Bengals	10/12
		Josh Jacobs	at Cowboys	09/28
Yards From Scrimmage	157	Josh Jacobs	at Cowboys	09/28
Combined Net Yards	157	Josh Jacobs	at Cowboys	09/28
Interceptions Made	1	Keisean Nixon	vs. Bears	12/07
		Isaiah McDuffie	vs. Vikings	11/23
		Evan Williams	vs. Vikings	11/23
		Evan Williams	at Giants	11/16
		Xavier McKinney	vs. Panthers	11/02
		Xavier McKinney	at Browns	09/21
		Evan Williams	vs. Lions	09/07
Interceptions Thrown	2	Jordan Love	at Broncos	12/14
Tackles	14	Quay Walker	at Bears	12/20
		Quay Walker	at Browns	09/21
Sacks	3.0	Micah Parsons	at Cardinals	10/19
Punts	8	Daniel Whelan	at Vikings	01/04
Punts Inside the 20	5	Daniel Whelan	at Vikings	01/04
Punting Average	67.0	Daniel Whelan	at Lions	11/27
Punt Returns	3	Romeo Doubs	at Steelers	10/26
Punt Return Yards	22	Romeo Doubs	vs. Eagles	11/10
Kickoff Returns	4	Bo Melton	vs. Ravens	12/27
		Emanuel Wilson	at Broncos	12/14
		Bo Melton	at Lions	11/27
		Savion Williams	at Steelers	10/26
Kickoff Return Yards	97	Savion Williams	at Steelers	10/26
Field Goals Attempted	4	Brandon McManus	at Broncos	12/14
		Brandon McManus	at Steelers	10/26
Field Goals Made	4	Brandon McManus	at Broncos	12/14

## 2025 REGULAR SEASON GREEN BAY PACKERS LONGEST PLAYS

Run From Scrimmage	40	Josh Jacobs	at Broncos	12/14
Touchdown Run	40	Josh Jacobs	at Broncos	12/14
Passing Long	59	Jordan Love	at Steelers	10/26
Touchdown Pass Long	51	Jordan Love	at Lions	11/27
Pass Reception	59	Tucker Kraft	at Steelers	10/26
Touchdown Reception	51	Christian Watson	at Lions	11/27
Longest Opponent's Fumble Return	22	Keisean Nixon	vs. Eagles	11/10
Punt Return	20	Jayden Reed	vs. Lions	09/07
Kickoff Return	36	Bo Melton	vs. Bengals	10/12
		Savion Williams	vs. Bengals	10/12
Punt	72	Daniel Whelan	at Lions	11/27
Field Goal	61	Lucas Havrisik	at Cardinals	10/19
Field Goal Attempt	64	Brandon McManus	vs. Eagles	11/10



# SCORING DRIVES

## PACKERS 2025 REGULAR SEASON SCORING DRIVES

DATE	OPPONENT	ACQUIRED	DRIVE			FIRST			GB	OPP
			START	PLAYS	YARDS	Q/TIME	DOWNS	SCORING PLAY		
09/07	Detroit	Kickoff	GB 17	12	83	Q1:5:34	5	T. Kraft: 15-yard pass from J. Love	7	0
		Punt	GB 48	7	36	Q1:2:54	1	B. McManus: 34-yard FG	10	0
		Kickoff	GB 35	2	65	Q2:0:53	2	J. Reed: 17-yard pass from J. Love	17	3
		Punt	DET	8	36	Q4:4:43	3	J. Jacobs: 3-yard run	24	6
		Downs	36	4	7	Q4:2:15	0	B. McManus: 38-yard FG	27	6
		DET	27							
09/11	Washington	Punt	GB 4	7	96	Q1:3:35	4	R. Doubs: 5-yard pass from J. Love	7	0
		Punt	GB 8	10	92	Q2:4:50	5	J. Jacobs: 2-yard run	14	0
		Missed FG	GB 42	10	54	Q3:5:17	3	B. McManus: 22-yard FG	17	3
		Kickoff	GB 35	9	65	Q4:4:48	6	T. Kraft: 8-yard pass from J. Love	24	10
		Downs	WAS	4	2	Q4:1:00	0	B. McManus: 56-yard FG	27	10
		40								
09/21	at Cleveland	Punt	GB 36	13	43	Q1:7:23	3	Q2: B. McManus: 39-yard FG	3	0
		Punt	GB 29	14	71	Q3:7:41	5	J. FitzPatrick: 3-yard pass from J. Love	10	0
09/28	at Dallas	Kickoff	GB 31	8	69	Q1:4:58	3	R. Doubs: 2-yard pass from J. Love	7	0
		Punt	GB 32	9	68	Q1:5:41	5	Q2: R. Doubs: 1-yard pass from J. Love	13	0
		Punt	GB 24	9	76	Q3:5:25	5	Love	20	14
		Kickoff	GB 30	8	70	Q3:5:55	4	J. Jacobs: 1-yard run	27	21
		Kickoff	GB 20	10	80	Q4:3:05	5	Q4: J. Jacobs: 18-yard run	34	28
		Kickoff	GB 26	7	39	Q4:0:43	2	R. Doubs: 15-yard pass from J. Love	37	35
		Kickoff	GB 20	13	64	OT:4:40	4	B. McManus: 53-yard FG	40	38
								B. McManus: 34-yard FG		
10/12	Cincinnati	Punt	GB 4	12	71	Q1:7:24	4	Q2: L. Havrisik: 43-yard FG	3	0
		Punt	GB 20	8	80	Q2:4:07	5	J. Jacobs: 3-yard run	10	0
		Kickoff	GB 34	9	66	Q3:4:50	5	Q4: J. Jacobs: 14-yard run	17	7
		Kickoff	GB 38	6	62	Q3:3:10	4	T. Kraft: 19-yard pass from J. Love	24	10
		Kickoff	GB 38	7	41	Q4:2:19	1	L. Havrisik: 39-yard FG	27	18
10/19	at Arizona	Punt	GB 20	9	67	Q2:4:20	4	L. Havrisik: 31-yard FG	3	3
		Kickoff	GB 35	2	22	Q2:0:07	1	L. Havrisik: 61-yard FG	6	13
		Fumble	ARI 44	4	44	Q3:1:56	3	J. Jacobs: 7-yard run	13	13
		Kickoff	GB 33	9	67	Q3:4:22	5	Q4: T. Kraft: 7-yard pass from J. Love	20	20
		Downs	ARI 48	10	48	Q4:4:01	4	Love	27	23
								J. Jacobs: 1-yard run		
10/26	at Pittsburgh	Kickoff	GB 33	6	67	Q1:3:36	4	T. Kraft: 16-yard pass from J. Love	7	3
		Punt	GB 10	9	90	Q3:5:13	3	S. Williams: 8-yard pass from J. Love	14	16
		Kickoff	GB 22	10	78	Q3:5:39	5	Love	22	19
		Punt	PIT 45	4	45	Q4:2:01	2	Q4: J. Jacobs: 3-yard run	29	19
		Punt	GB 44	8	47	Q4:3:28	2	T. Kraft: 24-yard pass from J. Love	32	19
		Fumble	PIT 26	5	19	Q4:1:08	1	B. McManus: 28-yard FG	35	19
								B. McManus: 25-yard FG		
11/02	Carolina	Interception	GB 20	9	49	Q2:5:02	2	B. McManus: 49-yard FG	3	0
		Kickoff	GB 42	10	50	Q2:2:22	3	B. McManus: 27-yard FG	6	7
		Punt	GB 29	12	71	Q4:4:52	5	J. Jacobs: 1-yard run	13	13
11/10	Philadelphia	Kickoff	GB 25	11	75	Q4:4:46	5	J. Jacobs: 6-yard run	7	10
11/16	at N.Y. Giants	Punt	GB 38	12	62	Q1:7:21	5	Q2: C. Watson: 1-yard pass from M. Willis	6	7
		Punt	GB 16	10	84	Q2:4:48	5	Willis	13	7
		Kickoff	GB 34	6	66	Q3:3:20	3	E. Wilson: 11-yard run	19	13
		Kickoff	GB 35	7	65	Q4:3:20	3	J. Whyte: 2-yard pass from J. Love	27	20
								C. Watson: 17-yard pass from J. Love		
11/23	Minnesota	Kickoff	GB 30	7	70	Q1:3:38	4	E. Wilson: 1-yard run	7	3
		Downs	GB 18	14	68	Q2:8:01	5	B. McManus: 32-yard FG	10	3
		Muffed Punt	MIN 5	2	5	Q3:0:44	1	E. Wilson: 1-yard run	17	6
		Punt	GB 45	8	43	Q3:4:52	3	Q4: B. McManus: 30-yard FG	20	6
		Punt	MIN	5	19	Q4:2:41	1	B. McManus: 40-yard FG	23	6
		40								
11/27	at Detroit	Kickoff	GB 17	12	56	Q1:5:48	3	B. McManus: 45-yard FG	3	0
		Punt	GB 23	9	77	Q1:4:07	3	Q2: D. Wicks: 22-yard pass from J. Love	10	0
		Kickoff	GB 30	12	70	Q2:5:42	4	Love	17	7
		Downs	GB 49	2	51	Q3:0:37	1	R. Doubs: 2-yard pass from J. Love	24	14
		Kickoff	GB 28	9	72	Q3:5:41	5	C. Watson: 51-yard pass from J. Love	31	21
								Love		
12/07	Chicago	Punt	GB 20	11	80	Q1:5:50	4	Q2: C. Watson: 23-yard pass from J. Love	7	0
		Kickoff	GB 40	4	60	Q2:0:36	2	Love	14	3
		Kickoff	GB 37	4	63	Q3:2:10	2	B. Melton: 45-yard pass from J. Love	21	11
		Kickoff	GB 35	8	65	Q4:4:28	4	C. Watson: 41-yard pass from J. Love	28	21
								Love		
12/14	at Denver	Fumble	GB 48	8	17	Q1:4:38	1	J. Jacobs: 2-yard run		
		Punt	GB 3	10	89	Q1:5:45	4	B. McManus: 53-yard FG	3	0
		Kickoff	GB 25	9	75	Q2:3:50	4	Q2: B. McManus: 26-yard FG	6	0
		Kickoff	GB 14	8	70	Q2:1:54	4	J. Jacobs: 14-yard pass from J. Love	13	7
		Kickoff	GB 29	3	71	Q3:1:01	2	B. McManus: 35-yard FG	16	14
		Kickoff	GB 29	3	71	Q3:1:01	2	J. Jacobs: 40-yard run	23	14
		Kickoff	GB 35	9	46	Q4:4:05	2	B. McManus: 37-yard FG	26	27
12/20	at Chicago	Downs	GB 22	14	70	Q1:6:06	5	Q2: B. McManus: 26-yard FG	3	0
		Punt	GB 5	16	91	Q2:7:53	6	B. McManus: 22-yard FG	6	0
		Punt	GB 36	6	64	Q3:3:42	3	R. Doubs: 33-yard pass from M. Willis	13	3
		Kickoff	GB 37	10	53	Q4:5:49	3	Willis	16	6
								B. McManus: 28-yard FG		

# SCORING DRIVES

12/27	Baltimore	Kickoff	GB 31	2	69	Q1 1:11	2	C. Watson: 39-yard pass from M.	7	7
		Kickoff	GB 24	5	76	Q2 2:12	5	Willis	14	20
		Kickoff	GB 26	11	68	Q3 5:50	3	M. Willis: 22-yard run	17	27
		Punt	GB 14	7	86	Q3 2:59	4	B. McManus: 24-yard FG M. Willis: 11-yard run	24	27
01/04	at Minnesota	Kickoff	GB 39	13	56	Q4 4:09	4	B. McManus: 24-yard FG	3	16
AVG				8.3	60.4	4:00	3.4			
TOTALS				597	4,352	288:51	243			

# DRIVE CHARTS - OPENING DRIVES

## 2025 REGULAR SEASON

		PACKERS								OPPONENT							
		FIRST HALF				SECOND HALF				FIRST HALF				SECOND HALF			
DATE	OPPONENT	PLAYS	YDS	TIME	RESULT	PLAYS	YDS	TIME	RESULT	PLAYS	YDS	TIME	RESULT	PLAYS	YDS	TIME	RESULT
09/07	Detroit	12	83	5:34	TD	3	8	2:01	Punt	3	-4	2:34	Punt	9	59	5:20	FG
09/11	Washington	9	39	4:35	Downs	10	54	5:17	FG	3	6	2:17	Punt	7	10	3:06	Miss FG
09/21	at Cleveland	3	3	1:12	Punt	3	-1	2:28	Punt	8	30	4:34	Punt	3	-8	1:28	Punt
09/28	at Dallas	8	69	4:58	TD	9	76	5:25	TD	3	6	2:02	Punt	5	9	2:27	Punt
10/12	Cincinnati	11	47	6:21	INT	9	66	4:50	TD	3	1	2:00	Punt	17	78	10:14	TD
10/19	at Arizona	11	36	6:16	Downs	3	7	1:41	Punt	15	59	7:26	FG	3	24	1:36	FUM
10/26	at Pittsburgh	3	9	1:34	Punt	9	90	5:13	TD	7	42	4:45	FG	3	2	0:59	Punt
11/02	Carolina	9	56	5:47	FUM	9	43	4:26	Miss FG	3	0	2:39	Punt	6	18	2:53	Punt
11/10	Philadelphia	9	12	5:25	Punt	8	32	4:16	Downs	16	77	8:46	FUM	10	50	6:02	FG
11/16	at N.Y. Giants	6	26	2:25	Punt	6	66	3:20	TD	9	65	4:25	TD	16	56	9:46	Downs
11/23	Minnesota	7	70	3:38	TD	6	22	3:23	Punt	7	31	2:07	FG	3	2	2:08	Punt
11/27	at Detroit	12	56	5:48	FG	2	51	0:37	TD	3	2	0:53	Punt	7	17	3:52	Downs
12/07	Chicago	13	37	7:55	INT	3	-11	1:04	Punt	3	-5	1:18	Punt	10	64	5:36	TD
12/14	at Denver	8	17	4:38	FG	3	71	1:01	TD	6	22	3:20	FUM	3	1	1:04	Punt
12/20	at Chicago	9	46	5:13	Downs	9	62	5:15	FUM	10	70	5:56	Downs	6	38	2:48	FG
12/27	Baltimore	2	69	1:11	TD	11	68	5:50	FG	13	75	8:05	TD	6	10	4:09	Punt
01/04	at Minnesota	3	1	1:25	Punt	7	26	4:25	Punt	8	46	4:33	FG	5	19	3:27	Punt

# DRIVE EFFICIENCY - GAME-BY-GAME

2025 REGULAR SEASON GREEN BAY PACKERS DRIVES ENDED BY...  
(THROUGH WEEK 18)

DATE	TEAMS	DRIVES	3/OUT	TD	FGA	FGM	PNT	DWN	TRN	SAF	CLK	POINTS	PTS/DRV	EFF	
9/7	Green Bay	9	3	3	2	2	3	0	0	0	1	27	3.00	0.556	
	Detroit	9	4	1	2	2	3	1	1	0	1	13	1.44	0.333	
9/11	Green Bay	12	5	3	3	2	4	1	0	0	1	27	2.25	0.417	
	Washington	11	4	2	3	1	4	2	0	0	0	18	1.64	0.273	
9/21	Green Bay	10	5	1	2	1	5	0	1	0	1	10	1.00	0.200	
	at Cleveland	10	2	1	2	2	6	0	1	0	0	13	1.30	0.300	
9/28	Green Bay	11	1	5	2	2	2	0	1	0	1	40	3.64	0.636	
	at Dallas	10	2	5	1	1	4	0	0	0	0	38	3.80	0.600	
10/12	Green Bay	9	2	3	2	2	2	0	1	0	1	27	3.00	0.556	
	Cincinnati	9	3	2	3	1	4	0	0	0	0	18	2.00	0.333	
10/19	Green Bay	10	4	3	2	2	3	1	0	0	1	27	2.70	0.500	
	at Arizona	9	0	2	3	3	1	2	1	0	0	23	2.56	0.556	
10/26	Green Bay	12	3	4	4	2	3	0	0	0	1	35	2.92	0.500	
	at Pittsburgh	11	5	2	4	4	4	0	1	0	0	25	2.27	0.545	
11/2	Green Bay	7	0	1	3	2	0	1	2	0	0	13	1.86	0.429	
	Carolina	7	1	2	1	1	3	0	1	0	0	16	2.29	0.429	
11/10	Green Bay	10	2	1	1	0	5	1	2	0	0	7	0.70	0.100	
	Philadelphia	10	5	1	1	1	5	2	1	0	0	10	1.00	0.200	
11/16	Green Bay	8	2	4	0	0	4	0	0	0	0	27	3.38	0.500	
	at N.Y. Giants	9	4	3	0	0	2	1	2	0	1	20	2.22	0.333	
11/23	Green Bay	11	2	2	3	3	4	0	0	0	2	23	2.09	0.455	
	Minnesota	9	4	0	2	2	4	1	2	0	0	6	0.67	0.222	
11/27	Green Bay	9	3	4	1	1	2	0	0	0	2	31	3.44	0.556	
	at Detroit	8	1	3	1	1	2	2	0	0	0	24	3.00	0.500	
12/7	Green Bay	9	3	4	0	0	3	0	1	0	1	28	3.11	0.444	
	Chicago	9	2	2	2	2	4	0	1	0	0	21	2.33	0.444	
12/14	Green Bay	11	3	2	4	4	1	2	2	0	0	26	2.36	0.545	
	at Denver	12	5	5	0	0	2	2	1	0	1	34	2.83	0.417	
12/20	Green Bay	9	2	1	3	3	0	2	1	0	2	16	1.78	0.444	
	at Chicago	9	0	2	3	3	3	1	0	0	0	22	2.44	0.556	
12/27	Green Bay	9	3	3	1	1	0	2	2	0	1	24	2.67	0.444	
	Baltimore	9	1	5	2	2	1	0	0	0	1	41	4.56	0.778	
1/4	Green Bay	10	4	0	1	1	8	0	0	0	1	3	0.30	0.100	
	at Minnesota	9	1	1	3	3	4	0	1	0	0	16	1.78	0.444	
TOTALS		PACKERS	166	47	44	34	28	49	10	13	0	16	391	2.36	0.434
		OPPONENTS	160	44	39	33	29	56	14	13	0	4	358	2.24	0.425



# YARDS GAINED BY DOWN

PACKERS 2025 REGULAR SEASON YARDS GAINED BY DOWN																						
PACKERS														OPPONENT								
		1ST DOWN			2ND DOWN			3RD DOWN			4TH DOWN		1ST DOWN			2ND DOWN			3RD DOWN		4TH DOWN	
Date	Opponent	Att	Yds	Avg	Att	Yds	Avg	Att	Yds	Avg	Att	Yds	Avg	Att	Yds	Avg	Att	Yds	Avg	Att	Yds	Avg
09/07	Detroit	20	131	6.6	16	67	4.2	10	66	6.6	1	2	2.0	24	64	2.7	22	101	4.6	15	60	4.0
09/11	Washington	30	197	6.6	20	131	6.6	12	76	6.3	1	0	0.0	24	86	3.6	22	107	4.9	16	36	2.3
09/21	at Cleveland	22	80	3.6	20	61	3.1	19	89	4.7	0	0	0.0	23	83	3.6	19	95	5.0	13	42	3.2
09/28	at Dallas	37	185	5.0	27	137	5.1	14	158	11.3	1	14	14.0	31	212	6.8	24	138	5.8	11	74	6.7
10/12	Cincinnati	29	220	7.6	19	106	5.6	11	81	7.4	1	2	2.0	26	130	5.0	19	79	4.2	15	38	2.5
10/19	at Arizona	25	136	5.4	15	77	5.1	10	26	2.6	3	23	7.7	29	93	3.2	25	106	4.2	14	131	9.4
10/26	at Pittsburgh	30	213	7.1	20	97	4.9	12	137	11.4	1	7	7.0	25	102	4.1	21	119	5.7	10	60	6.0
11/02	Carolina	26	129	5.0	21	104	5.0	13	117	9.0	3	19	6.3	23	92	4.0	19	112	5.9	10	56	5.6
11/10	Philadelphia	27	114	4.2	23	70	3.0	13	80	6.2	3	-3	-1.0	22	122	5.5	20	46	2.3	16	126	7.9
11/16	at N.Y. Giants	23	129	5.6	17	91	5.4	11	76	6.9	0	0	0.0	28	90	3.2	23	107	4.7	14	119	8.5
11/23	Minnesota	31	134	4.3	20	110	5.5	14	44	3.1	0	0	0.0	19	84	4.4	15	56	3.7	9	6	0.7
11/27	at Detroit	23	75	3.3	22	162	7.4	12	82	6.8	3	40	13.3	25	129	5.2	20	159	8.0	13	66	5.1
12/07	Chicago	22	97	4.4	18	114	6.3	12	126	10.5	0	0	0.0	28	137	4.9	22	101	4.6	16	72	4.5
12/14	at Denver	27	182	6.7	20	82	4.1	13	108	8.3	3	-10	-3.3	27	105	3.9	23	194	8.4	11	65	5.9
12/20	at Chicago	31	138	4.5	24	164	6.8	12	69	5.8	3	13	4.3	26	178	6.8	20	161	8.1	11	43	3.9
12/27	Baltimore	23	232	10.1	13	49	3.8	6	82	13.7	2	0	0.0	33	186	5.6	27	149	5.5	14	79	5.6
01/04	at Minnesota	21	59	2.8	17	64	3.8	12	-2	-0.2	0	0	0.0	31	164	5.3	22	150	6.8	10	48	4.8
TOTALS		447	2,451	5.5	332	1,686	5.1	206	1,415	6.9	25	107	4.3	444	2,057	4.6	363	1,980	5.5	218	1,121	5.1
																				36	143	4.0

# THIRD-DOWN EFFICIENCY

## PACKERS 2025 REGULAR SEASON THIRD-DOWN EFFICIENCY

PACKERS													
Date	Opponent	3rd & 1	3rd & 2	3rd & 3	3rd & 4	3rd & 5	3rd & 6	3rd & 7	3rd & 8	3rd & 9	3rd & 10+	Total	
09/07	Detroit	0/3	0/1	0/1	0/0	0/1	1/1	1/1	0/0	1/1	1/1	4/10	
09/11	Washington	2/2	0/0	1/1	0/1	0/0	1/1	0/0	0/2	1/1	0/4	5/12	
09/21	at Cleveland	2/3	1/1	4/5	0/0	0/0	1/2	1/2	1/1	0/1	0/3	10/18	
09/28	at Dallas	2/2	2/2	1/1	0/0	1/2	0/1	0/0	1/1	1/1	2/4	10/14	
10/12	Cincinnati	1/1	0/3	0/0	0/0	0/2	1/1	1/1	1/2	0/0	1/1	5/11	
10/19	at Arizona	0/2	0/0	1/2	0/1	1/1	0/2	1/2	0/0	0/0	0/0	3/10	
10/26	at Pittsburgh	0/1	0/1	0/2	1/1	2/2	0/1	1/1	0/0	1/2	0/1	5/12	
11/02	Carolina	2/2	1/1	0/1	0/1	0/0	1/2	1/1	0/1	1/1	1/3	7/13	
11/10	Philadelphia	0/0	1/1	1/2	1/1	0/0	0/0	0/0	1/3	0/1	1/5	5/13	
11/16	at N.Y. Giants	3/3	0/1	0/1	0/0	0/0	0/0	1/1	2/2	0/0	1/3	7/11	
11/23	Minnesota	4/5	0/0	1/3	0/0	1/2	0/0	0/0	0/0	0/1	1/3	7/14	
11/27	at Detroit	2/2	1/1	1/4	0/1	2/2	0/0	0/0	0/0	0/1	0/1	6/12	
12/07	Chicago	2/2	3/3	2/2	0/0	0/0	0/0	0/0	0/0	0/0	1/5	8/12	
12/14	at Denver	0/2	0/0	1/1	1/1	0/0	1/2	0/0	0/0	1/1	2/6	6/13	
12/20	at Chicago	3/5	1/1	0/0	0/1	0/0	1/2	0/1	0/1	1/1	0/0	6/12	
12/27	Baltimore	0/1	1/1	0/0	0/0	0/0	0/0	0/1	0/0	1/1	1/2	3/6	
01/04	at Minnesota	2/2	0/0	0/1	0/0	0/1	1/1	0/0	0/2	0/2	0/3	3/12	
TOTALS		25/38	11/17	13/27	3/8	7/13	8/16	7/11	6/15	8/15	12/45	100/205	
		65.8%	64.7%	48.1%	37.5%	53.8%	50.0%	63.6%	40.0%	53.3%	26.7%	48.8%	
		3RD & 1-3: 49/82 = 59.8%				3RD & 4-6: 18/37 = 48.6%			3RD & 7-10+: 33/86 = 38.4%				

## OPPONENT 2025 REGULAR SEASON THIRD-DOWN EFFICIENCY

OPPONENT													
Date	Opponent	3rd & 1	3rd & 2	3rd & 3	3rd & 4	3rd & 5	3rd & 6	3rd & 7	3rd & 8	3rd & 9	3rd & 10+	Total	
09/07	Detroit	2/2	1/2	0/0	0/0	2/3	0/2	0/2	0/0	0/0	0/4	5/15	
09/11	Washington	1/2	0/0	1/3	0/2	0/1	1/1	0/1	0/1	1/2	1/3	5/16	
09/21	at Cleveland	1/2	2/2	0/0	0/2	1/1	0/0	0/2	0/1	0/0	0/3	4/13	
09/28	at Dallas	0/0	0/1	2/2	0/2	1/3	1/1	0/0	0/0	0/0	0/2	4/11	
10/12	Cincinnati	2/3	1/2	0/0	1/1	1/2	1/2	0/0	0/1	0/0	0/4	6/15	
10/19	at Arizona	1/1	1/1	0/0	3/3	0/1	0/0	0/0	0/1	0/1	2/6	7/14	
10/26	at Pittsburgh	0/0	0/0	1/2	0/0	0/1	0/0	0/0	0/1	0/0	0/6	1/10	
11/02	Carolina	0/1	0/0	2/2	1/2	1/2	0/1	0/0	0/0	0/1	0/1	4/10	
11/10	Philadelphia	1/1	1/2	0/0	1/1	1/1	0/1	1/2	0/2	0/0	2/6	7/16	
11/16	at N.Y. Giants	1/2	0/0	1/2	0/0	3/3	0/3	1/1	0/0	0/1	1/2	7/14	
11/23	Minnesota	2/3	0/0	0/0	0/0	0/0	0/0	0/0	0/0	0/1	0/5	2/9	
11/27	at Detroit	1/1	0/1	3/4	1/2	2/2	0/0	0/0	0/1	0/0	1/2	8/13	
12/07	Chicago	5/6	0/0	1/1	0/1	1/1	0/0	0/2	1/2	0/0	0/3	8/16	
12/14	at Denver	1/2	0/1	1/1	0/1	1/2	0/0	1/2	0/0	0/1	0/1	4/11	
12/20	at Chicago	1/1	0/0	1/1	0/3	0/0	0/0	0/0	0/1	0/2	0/3	2/11	
12/27	Baltimore	1/1	2/2	0/0	1/3	4/4	1/1	0/0	1/1	0/1	0/1	10/14	
01/04	at Minnesota	1/3	0/1	0/0	0/0	0/0	0/1	0/2	1/1	0/0	0/2	2/10	
TOTALS		21/31	8/15	13/18	8/23	18/27	4/13	3/14	3/13	1/10	7/54	86/218	
		67.7%	53.3%	72.2%	34.8%	66.7%	30.8%	21.4%	23.1%	10.0%	13.0%	39.4%	
		3RD & 1-3: 42/64 = 65.6%				3RD & 4-6: 30/63 = 47.6%			3RD & 7-10+: 14/91 = 15.4%				

# FOURTH-DOWN EFFICIENCY

2025 REGULAR SEASON FOURTH-DOWN EFFICIENCY													
Date	Opponent	PACKERS						OPPONENT					
		4th & 1	4th & 2	4th & 3	4th & 4	4th & 5+	Total	4th & 1	4th & 2	4th & 3	4th & 4	4th & 5+	Total
09/07	Detroit	1/1	0/0	0/0	0/0	0/0	1/1	0/0	1/2	1/1	0/0	1/1	3/4
09/11	Washington	0/0	0/0	0/1	0/0	0/0	0/1	1/1	0/0	0/0	0/1	0/1	1/3
09/21	at Cleveland	0/0	0/0	0/0	0/0	0/0	0/0	1/1	0/0	0/0	0/0	0/1	1/2
09/28	at Dallas	0/0	0/0	0/0	0/0	1/1	1/1	0/0	1/1	0/0	0/0	0/0	1/1
10/12	Cincinnati	1/1	0/0	0/0	0/0	0/0	1/1	0/0	1/1	0/0	0/0	1/1	2/2
10/19	at Arizona	0/0	2/2	0/0	0/0	0/1	2/3	0/1	0/0	0/0	0/0	0/1	0/2
10/26	at Pittsburgh	1/1	0/0	0/0	0/0	0/0	1/1	0/0	0/0	0/0	0/0	1/1	1/1
11/02	Carolina	0/0	0/0	1/1	1/1	0/1	2/3	2/2	0/0	0/0	0/0	0/0	2/2
11/10	Philadelphia	1/2	0/0	0/0	0/0	0/1	1/3	0/0	0/0	0/0	0/1	0/1	0/2
11/16	at N.Y. Giants	0/0	0/0	0/0	0/0	0/0	0/0	1/1	1/1	1/2	0/0	0/0	3/4
11/23	Minnesota	0/0	0/0	0/0	0/0	0/0	0/0	0/1	0/0	0/0	0/0	0/0	0/1
11/27	at Detroit	1/1	0/0	2/2	0/0	0/0	3/3	0/0	0/0	0/2	0/0	0/0	0/2
12/07	Chicago	0/0	0/0	0/0	0/0	0/0	0/0	1/2	0/0	0/0	0/0	0/0	1/2
12/14	at Denver	1/1	0/0	0/0	0/0	0/2	1/3	1/2	1/1	0/1	0/0	0/0	2/4
12/20	at Chicago	1/3	0/0	0/0	0/0	0/0	1/3	1/2	0/0	0/0	1/1	0/0	2/3
12/27	Baltimore	0/1	0/0	0/0	0/0	0/1	0/2	0/0	0/0	0/0	0/0	0/0	0/0
01/04	at Minnesota	0/0	0/0	0/0	0/0	0/0	0/0	1/1	0/0	0/0	0/0	0/0	1/1
TOTALS		7/11	2/2	3/4	1/1	1/7	14/25	9/14	5/6	2/6	1/3	3/7	20/36
		63.6%	100.0%	75.0%	100.0%	14.3%	56.0%	64.3%	83.3%	33.3%	33.3%	42.9%	55.6%



# INSIDE THE 20

DATE	OPPONENT	OFFENSE	DEFENSE
09/07	Detroit	TD - Pass FG - 34 yards TD - Pass TD - Run FG - 38 yards	FG - 30 yards Interception FG - 27 yards TD - Pass
09/11	Washington	TD - Pass TD - Run FG - 22 yards TD - Pass	TD - Pass
09/21	at Cleveland	FG - 39 yards TD - Pass	FG - 35 yards TD - Run
09/28	at Dallas	TD - Pass TD - Pass TD - Run TD - Run TD - Pass FG - 34 yards	TD - Run TD - Pass TD - Pass TD - Run FG - 22 yards
10/12	Cincinnati	Interception TD - Run TD - Run TD - Pass	TD - Pass TD - Pass
10/19	at Arizona	FG - 31 yards TD - Run TD - Pass TD - Run	FG - 32 yards TD - Pass TD - Pass FG - 39 yards
10/26	at Pittsburgh	TD - Pass TD - Pass TD - Run FG - 28 yards FG - 25 yards	TD - Pass
11/02	Carolina	Fumble FG - 49 yards FG - 27 yards Downs TD - Run	Interception TD - Run TD - Run
11/10	Philadelphia	TD - Run	FG - 39 yards
11/16	at N.Y. Giants	TD - Pass TD - Run TD - Pass TD - Pass TD - Pass	TD - Run TD - Run Downs TD - Run Interception
11/23	Minnesota	TD - Run FG - 32 yards TD - Run FG - 30 yards	Downs
11/27	at Detroit	TD - Pass TD - Pass	TD - Run TD - Pass FG - 31 yards
12/07	Chicago	TD - Run	FG - 33 yards TD - Pass TD - Pass Interception
12/14	at Denver	FG - 26 yards TD - Pass FG - 35 yards FG - 37 yards	TD - Pass TD - Pass TD - Pass TD - Run
12/20	at Chicago	Downs FG - 26 yards FG - 22 yards Fumble FG - 28 yards	Downs TD - Pass
12/27	Baltimore	FG - 24 yards TD - Run	TD - Run TD - Run FG - 22 yards FG - 34 yards TD - Run TD - Pass
01/04	at Minnesota	FG - 24 yards	FG - 25 yards TD - Run Fumble FG - 37 yards

OFFENSE DEFENSE		
Inside the 20	59	52
Scores	54	44
Touchdowns	34	31
Field Goals	20	13
Total Points in 20	297	256
Fumbles	2	1
Interceptions	1	4
Missed Field Goals	0	0
Lost on Downs	2	3
End of Half/Game	0	0
TDs Outside	10	8
Red-Zone Percentage	57.6	59.6

# GOAL-TO-GO SITUATIONS

DATE	OPPONENT	OFFENSE	DEFENSE
09/07	Detroit	TD - Run	Field Goal - 27 yards
09/11	Washington	TD - Pass TD - Run Field Goal - 22 yards TD - Pass	TD - Pass
09/21	at Cleveland	TD - Pass	Field Goal - 35 yards TD - Run
09/28	at Dallas	TD - Pass TD - Pass TD - Run	TD - Run TD - Run Field Goal - 22 yards
10/12	Cincinnati	TD - Run	TD - Pass
10/19	at Arizona	TD - Run TD - Run	Field Goal - 32 yards Field Goal - 39 yards
10/26	at Pittsburgh	TD - Pass TD - Run	TD - Pass
11/02	Carolina	TD - Run	TD - Run TD - Run
11/10	Philadelphia	NONE	NONE
11/16	at N.Y. Giants	TD - Pass TD - Pass	TD - Run TD - Run TD - Run
11/23	Minnesota	TD - Run TD - Run	NONE
11/27	at Detroit	TD - Pass	TD - Run Field Goal - 31 yards
12/07	Chicago	TD - Run	TD - Pass TD - Pass
12/14	at Denver	TD - Pass	TD - Pass TD - Run
12/20	at Chicago	Field Goal - 26 yards Field Goal - 22 yards Fumble	NONE
12/27	Baltimore	Field Goal - 24 yards	TD - Run TD - Run Field Goal - 22 yards TD - Run
01/04	at Minnesota	NONE	Field Goal - 25 yards TD - Run Fumble

OFFENSE DEFENSE		
Goal-To-Go Situations	26	29
Scores	25	28
Touchdowns	21	20
Field Goals	4	8
Total Points	157	164
Fumbles	1	1
Interceptions	0	0
Missed Field Goals	0	0
Missed Field Goals (G2G)	0	0
Lost on Downs	0	0
End of Half/Game	0	0
Goal-to-Go Percentage	80.8	69.0



# BIG PLAYS OF 20+ YARDS

## 2025 REGULAR SEASON - BIG PLAYS OF 20+ YARDS

DATE	OPPONENT	QTR	PACKERS PLAYER	RUN	PASS	DOWN	RESULT	QTR	OPP. PLAYER	RUN	PASS	DOWN	RESULT
09/07	Detroit	1	Jordan Love -> Romeo Doubs		20	2-9-GB 18	TD	3	Jared Goff -> Sam LaPorta	32		2-5-DET 37	FG
		1	Jordan Love -> Jayden Reed		26	3-7-DET 49	FG						
		2	Jordan Love -> Romeo Doubs		48	1-10-GB 35	TD						
09/11	Washington	1	Jordan Love -> Tucker Kraft		57	2-6-GB 22	TD	4	Jayden Daniels -> Zach Ertz	201		1-10-GB 20	TD
		2	Jordan Love -> Malik Heath		37	1-10-GB 20	TD						
		3	Jordan Love -> Luke Musgrave		23	1-10-GB 42	FG						
09/21	at Cleveland	3	Jordan Love -> Josh Jacobs		31	2-18-GB 21	TD	4	Quinshon Judkins run	38		1-10-CLE 34	FG
		4	Jordan Love -> Matthew Golden		34	3-8-GB 4	Punt						
09/28	at Dallas	1	Jordan Love -> Matthew Golden		46	3-9-GB 32	TD	2	Dak Prescott -> George Pickens	28		1-10-GB 29	TD
		1	Jordan Love -> Emanuel Wilson		25	1-10-GB 32	TD	4	Dak Prescott -> George Pickens	28		1-10-GB 28	TD
		2	Jordan Love -> Josh Jacobs		28	2-19-DAL 29	TD	5	Dak Prescott -> George Pickens	22		3-5-DAL 36	FG
		4	Jordan Love run	25		3-2-GB 38	TD	5	Dak Prescott -> Jalen Tolbert	34		2-7-GB 39	FG
		4	Jordan Love -> Josh Jacobs		25	1-10-GB 26	FG						
10/12	Cincinnati	1	Jordan Love -> Romeo Doubs		21	1-10-GB 34	INT		NONE				
		2	Jordan Love -> Matthew Golden		20	2-9-GB 38	FG						
		2	Jordan Love -> Matthew Golden		35	3-10-GB 30	TD						
		2	Jordan Love -> Josh Jacobs		29	1-10-CIN 35	TD						
		2	Jordan Love -> Tucker Kraft		24	1-10-GB 17	Punt						
		4	Jordan Love -> Matthew Golden		31	3-8-GB 40	FG						
10/19	at Arizona	2	Jordan Love -> Romeo Doubs		22	1-10-GB 35	FG	2	Jacoby Brissett -> Marvin Harrison Jr.	23		1-10- 50	FG
		3	Jordan Love -> Tucker Kraft		22	3-3-GB 40	TD	2	Jacoby Brissett -> Zay Jones	43		3-23-ARI 16	TD
								3	Jacoby Brissett -> Marvin Harrison Jr.	35		3-14-ARI 41	TD
								4	Jacoby Brissett -> Zay Jones	21		2-14-ARI 31	Downs
10/26	at Pittsburgh	1	Jordan Love -> Romeo Doubs		24	2-7-GB 36	TD	1	Aaron Rodgers -> Roman Wilson	45		3-3-PIT 27	FG
		1	Jordan Love -> Tucker Kraft		33	1-10-GB 28	Miss FG	3	Aaron Rodgers -> DK Metcalf	24		2-6-PIT 27	FG
		3	Jordan Love -> Tucker Kraft		59	3-5-GB 15	TD	4	Aaron Rodgers -> Roman Wilson	211		1-10-GB 21	TD
		3	Jordan Love -> Christian Watson		33	3-7-PIT 40	TD						
		4	Jordan Love -> Tucker Kraft		241	3-4-PIT 24	TD						
		4	Jordan Love -> Christian Watson		28	1-10-GB 44	FG						
11/02	Carolina	2	Jordan Love -> Christian Watson		52	3-12-GB 18	FG	2	Rico Dowdle run	29		1-10-CAR 24	TD
		2	Jordan Love -> Romeo Doubs		30	2-20-GB 42	FG	2	Bryce Young -> Xavier Legette	22		3-5-GB 42	TD
		3	Jordan Love -> Romeo Doubs		28	3-9-GB 30	Downs						
		4	Jordan Love -> Luke Musgrave		21	1-10-GB 29	TD						
11/10	Philadelphia	3	Jordan Love -> Christian Watson		20	1-10-GB 27	Downs	3	Jalen Hurts -> Dallas Goedert	22		1-10-PHI 41	FG
		3	Jordan Love -> Dontayvion Wicks		20	1-10-GB 31	Punt	4	Jalen Hurts -> Saquon Barkley	41		3-7-PHI 23	TD
		4	Jordan Love -> Christian Watson		25	3-10-GB 10	FUM	4	Jalen Hurts -> DeVonta Smith	361		1-10-GB 36	TD
11/16	at N.Y. Giants	2	Jordan Love -> Matthew Golden		24	1-10-GB 31	TD	1	Jameis Winston -> Wan Dake Robinson	20		3-5-NYG 40	TD
		2	Jordan Love -> Romeo Doubs		22	2-6-NYG 33	TD	1	Jameis Winston -> Isaiah Hodgins	20		2-10-GB 28	TD
		4	Jordan Love -> Savion Williams		33	3-10-GB 47	TD	2	Jameis Winston -> Tyrone Tracy Jr.	20		3-12-NYG 30	TD
								4	Jameis Winston -> Tyrone Tracy Jr.	20		3-5-NYG 20	TD
			NONE					2	Jordan Mason run	22		2-5-MIN 40	Downs
11/27	at Detroit	1	Josh Jacobs run	29		3-2-GB 31	TD	2	Jared Goff -> Jameson Williams	22		2-8-DET 36	TD
		2	Jordan Love -> Dontayvion Wicks	221		4-3-DET 22	TD	2	Jared Goff -> Tom Kennedy	23		3-13-GB 32	TD
		2	Jordan Love -> Luke Musgrave		23	2-8-DET 34	TD	2	Jared Goff -> Jameson Williams	25		1-10-DET 46	TD
		3	Jordan Love -> Bo Melton	511		2-10-GB 49	TD	2	Jared Goff -> Jameson Williams	221		3-3-GB 22	TD
		3	Jordan Love -> Christian Watson		30	1-10-GB 45	TD	3	Jared Goff run	24		1-10-DET 29	TD
		4	Jordan Love -> Dontayvion Wicks					4	Jared Goff -> Jameson Williams	4		2-6-DET 40	FG
12/07	Chicago	2	Jordan Love -> Josh Whyle	21		3-2-CHI 44	TD	3	Caleb Williams -> Cole Kmet	26		1-10-GB 37	TD
		2	Jordan Love -> Christian Watson	231		3-10-CHI 23	TD	4	Caleb Williams -> Luther Burden III	27		1-10-CHI 26	INT
		2	Jordan Love -> Bo Melton	451		2-10-CHI 45	TD	4	Caleb Williams -> Devin Duvernay	24		2-10-GB 47	INT
		3	Jordan Love -> Christian Watson	411		3-3-CHI 41	TD						
		4	Josh Jacobs run	21		2-2-CHI 28	TD						
12/14	at Denver	1	Jordan Love -> Luke Musgrave		26	2-8-GB 5	FG	2	Bo Nix -> Michael Bandy	201		3-3-GB 20	TD
		1	Jordan Love -> Romeo Doubs		26	1-10-GB 31	FG	2	Bo Nix -> Courtland Sutton	42		2-2-DEN 36	TD
		2	Jordan Love -> Jayden Reed		29	3-3-GB 32	TD	3	Bo Nix -> Lt Jordan Humphrey	22		2-7-DEN 32	TD
		3	Josh Jacobs run	401		1-10-GB 40	TD	3	Bo Nix -> Trey Franklin	231		2-15-GB 23	TD
		3	Jordan Love run	24		3-13-GB 29	Punt	4	Bo Nix -> Courtland Sutton	26		4-2-GB 41	TD
		4	Jordan Love -> Matthew Golden		27	3-4-DEN 45	FG						
12/20	at Chicago	1	Jordan Love -> Romeo Doubs		20	2-10-CHI 43	FG	1	Caleb Williams -> Damiere Zacheaus	27		2-1-CHI 48	Downs
		3	Malik Willis -> Luke Musgrave		26	1-10-GB 35	FUM	3	Caleb Williams -> Kyle Monangai	34		2-8-CHI 36	FG
		3	Malik Willis -> Romeo Doubs		331	3-2-CHI 33	TD	4	Caleb Williams -> DJ Moore	22		2-6-CHI 24	FG
		5	Malik Willis -> Jayden Reed		31	2-7-GB 24	Downs	4	Caleb Williams -> DJ Moore	20		2-2-GB 32	TD
								5	Caleb Williams -> DJ Moore	461		1-10-GB 46	TD
12/27	Baltimore	1	Malik Willis -> Romeo Doubs		40	1-10-GB 31	TD	2	Tyler Huntley run	25		2-10-BAL 35	TD
		1	Malik Willis -> Christian Watson		391	1-20-BAL 39	TD	3	Derrick Henry run	30		1-10-BAL 29	TD
		2	Malik Willis run	221		1-10-BAL 22	TD	4	Derrick Henry run	291		1-10-GB 25	TD
		3	Malik Willis -> Jayden Reed		30	3-18-GB 18	FG						
		3	Malik Willis -> Christian Watson		31	1-10-GB 48	FG						
		3	Malik Willis -> Christian Watson		23	1-10-GB 24	TD						
		3	Malik Willis -> Bo Melton		34	3-2-BAL 45	TD						
			NONE					2	J.J. McCarthy -> Josh Oliver	22		2-6-MIN 13	FG
								2	J.J. McCarthy -> Jalen Nailor	26		3-8-GB 47	TD
								4	Jordan Mason run	24		1-10-MIN 37	FG

TOTALS 64 - 1,912 (29.9), 10 TDS (6 RUNS, 2 TDS, 56 PASSES, 8 TDS)

49 - 1,340 (27.3), 9 TDS (8 RUNS, 1 TD, 41 PASSES, 8 TDS)

# BIG PLAYS: RUSH 10+, RECEPTIONS 20+, RETURNS 30+

DATE	OPPONENT	RUSHES			RECEPTIONS			RETURNS		
		GAIN	PLAYER	QTR	RESULT	GAIN	PLAYER	QTR	RESULT	RESULT
09/07	Detroit	10	Josh Jacobs	3	Punt	20	Romeo Doubs	1	TD	
		15	Josh Jacobs	4	TD	26	Jayden Reed	1	FG	
						48	Romeo Doubs	2	TD	
09/11	Washington	14	Jordan Love	1	TD	57	Tucker Kraft	1	TD	
		16	Savion Williams	4	TD	37	Malik Heath	2	TD	30
		10	Josh Jacobs	4	Punt	23	Luke Musgrave	3	FG	Savion Williams (KR) 1 Downs
09/21	at Cleveland	10	Jordan Love	2	Punt	31	Josh Jacobs	3	TD	
						34	Matthew Golden	4	Punt	35 Savion Williams (KR) 4 Blocked FG
09/28	at Dallas	19	Josh Jacobs	3	TD	46	Matthew Golden	1	TD	
		25	Jordan Love	4'	TD	25	Emanuel Wilson	1'	TD	30
		18	Josh Jacobs	4'	TD	28	Josh Jacobs	2'	TD	30 Bo Melton (KR) 3 TD
		14	Josh Jacobs	4	TD	25	Josh Jacobs	4	FG	
		13	Emanuel Wilson	5	FG					
10/12	Cincinnati	12	Josh Jacobs	2	Punt	21	Romeo Doubs	1	INT	
		11	Josh Jacobs	3'	TD	20	Matthew Golden	1	FG	32 Savion Williams (KR) 3 TD
		14	Josh Jacobs	4'	TD	35	Matthew Golden	2'	TD	36 Bo Melton (KR) 4 TD
		16	Josh Jacobs	4	TD	29	Josh Jacobs	2'	TD	36 Savion Williams (KR) 4 FG
						24	Tucker Kraft	2	Punt	
10/19	at Arizona	10	Josh Jacobs	2	FG	22	Romeo Doubs	2	FG	
		12	Jordan Love	3	TD	22	Tucker Kraft	3	TD	
10/26	at Pittsburgh	15	Emanuel Wilson	4	TD	24	Romeo Doubs	1	TD	
		12	Emanuel Wilson	4	FG	33	Tucker Kraft	1	Miss FG	30 Savion Williams (KR) 1 TD
						59	Tucker Kraft	3	TD	
						33	Christian Watson	3	TD	
						24	Tucker Kraft	4	TD	
11/02	Carolina	18	Josh Jacobs	1	Fumble	52	Christian Watson	2	FG	
		15	Josh Jacobs	3	Miss FG	30	Romeo Doubs	2	FG	33 Savion Williams (KR) 2 FG
						28	Romeo Doubs	3	Downs	
						21	Luke Musgrave	4	TD	
11/10	Philadelphia	12	Jordan Love	1	Punt	20	Christian Watson	3	Downs	
		11	Josh Jacobs	2	Punt	20	Dontayvion Wicks	3	Punt	33 Savion Williams (KR) 1 Punt
		11	Josh Jacobs	3	Punt	25	Christian Watson	4	Fumble	
11/16	at N.Y. Giants	15	Josh Jacobs	1	Punt	24	Matthew Golden	2'	TD	
		17	Bo Melton	1'	TD	22	Romeo Doubs	2'	TD	33 Savion Williams (KR) 3 TD
		16	Malik Willis	1'	TD	33	Savion Williams	4	TD	
		11	Emanuel Wilson	2	TD					
11/23	Minnesota	11	Emanuel Wilson	2'	FG					
		10	Emanuel Wilson	2'	FG					
		13	Jordan Love	3	Punt					
		12	Emanuel Wilson	3'	FG					
		11	Emanuel Wilson	4'	FG					
11/27	at Detroit	13	Josh Jacobs	1	FG	22	Dontayvion Wicks	2	TD	
		29	Josh Jacobs	1	TD	23	Luke Musgrave	2	TD	
		14	Bo Melton	3	TD	51	Christian Watson	3	TD	
						30	Dontayvion Wicks	3	TD	
12/07	Chicago	10	Josh Jacobs	1	INT	21	Josh Whyte	2'	TD	
		15	Jayden Reed	3	TD	23	Christian Watson	2'	TD	30 Bo Melton (KR) 3 TD
		11	Josh Jacobs	4'	TD	45	Bo Melton	2	TD	
		21	Josh Jacobs	4	TD	41	Christian Watson	3	TD	
12/14	at Denver	11	Josh Jacobs	2	TD	26	Luke Musgrave	1'	FG	
		40	Josh Jacobs	3	TD	26	Romeo Doubs	1	FG	
		24	Jordan Love	3	Punt	29	Jayden Reed	2	TD	
						27	Matthew Golden	4	FG	
12/20	at Chicago	13	Malik Willis	2'	FG	20	Romeo Doubs	1	FG	
		14	Emanuel Wilson	2'	FG	26	Luke Musgrave	3	Fumble	34 Savion Williams (KR) 4 FG
		11	Malik Willis	3	Fumble	33	Romeo Doubs	3	TD	
		12	Emanuel Wilson	3	TD	31	Jayden Reed	5	Downs	
		12	Emanuel Wilson	4	FG					
12/27	Baltimore	22	Malik Willis	2	TD	40	Romeo Doubs	1'	TD	
		12	Malik Willis	3	FG	39	Christian Watson	1	TD	
		11	Malik Willis	3	TD	30	Jayden Reed	3'	FG	
		10	Malik Willis	4	INT	31	Christian Watson	3'	FG	
						23	Christian Watson	3'	TD	
01/04	at Minnesota	10	Chris Brooks	1	Punt	34	Bo Melton	3	TD	
		12	Emanuel Wilson	3	Punt					33 Emanuel Wilson (KR) 4 FG
		16	Clayton Tune	3	Punt					
		12	Chris Brooks	4	FG					

\* - result within the same drive





# BIG-YARDAGE GAMES

## 2025 REGULAR SEASON BIG-YARDAGE GAMES

### 100-YARD PASS RECEIVERS

DATE	OPPONENT	PLAYER	REC.	YDS.	AVG.	LG	TD
9/11	vs. Washington	Tucker Kraft	6	124	20.7	57	1
10/26	at Pittsburgh	Tucker Kraft	7	143	20.4	59	2
12/27	vs. Baltimore	Christian Watson	5	113	22.6	39t	1

### 100-YARD RUSHERS

DATE	OPPONENT	PLAYER	ATT.	YDS.	AVG.	LG	TD
11/23	vs. Minnesota	Emanuel Wilson	28	107	3.8	12	2

### 300-YARD PASSERS

DATE	OPPONENT	PLAYER	ATT.	YDS.	COMP.	LG	TD
9/28	at Dallas	Jordan Love	43	337	31	46	3
10/26	at Pittsburgh	Jordan Love	37	360	29	59	3

## 2025 OPPONENTS BIG-YARDAGE GAMES

### 100-YARD PASS RECEIVERS

DATE	OPPONENT	PLAYER	REC.	YDS.	AVG.	LG	TD
9/28	at Dallas	George Pickens	8	134	16.8	28t	2
11/27	at Detroit	Jameson Williams	7	144	20.6	44	1
12/14	at Denver	Courtland Sutton	7	113	16.1	42	1
1/4	at Minnesota	Justin Jefferson	8	101	12.6	18	0

### 100-YARD RUSHERS

DATE	OPPONENT	PLAYER	ATT.	YDS.	AVG.	LG	TD
11/2	vs. Carolina	Rico Dowdle	25	130	5.2	29	2
12/27	vs. Baltimore	Derrick Henry	36	216	6.0	30	4

### 300-YARD PASSERS

DATE	OPPONENT	PLAYER	ATT.	YDS.	COMP.	LG	TD
9/28	at Dallas	Dak Prescott	40	319	31	34	3
12/14	at Denver	Bo Nix	34	302	23	42	4



# COMPLETIONS BY DISTANCE

## 2025 REGULAR SEASON

DATE	OPPONENT	QUARTERBACK	LOSS	0-9	10-19	20-29	30-39	40-49	50+
09/07	Detroit	Love	--	8	5 (2)	2	--	1	--
09/11	Washington	Love	--	7 (2)	9	1	1	--	1
09/21	at Cleveland	Love	1	12 (1)	3	--	2	--	--
09/28	at Dallas	Love	2	14 (2)	11 (1)	3	--	1	--
10/12	Cincinnati	Love	2	8	3 (1)	4	2	--	--
10/19	at Arizona	Love	1	10 (1)	5	3	--	--	--
10/26	at Pittsburgh	Love	1	16 (1)	6 (1)	3 (1)	2	--	1
11/02	Carolina	Love	1	16	5	2	1	--	1
11/10	Philadelphia	Love	--	14	3	3	--	--	--
11/16	at N.Y. Giants	Love	1	4 (1)	5 (1)	2	1	--	--
		Willis	--	2 (1)	--	--	--	--	--
		Love	--	6	8	--	--	--	--
11/23	Minnesota	Willis	--	1	--	--	--	--	--
		Love	--	11 (2)	3	2 (1)	1	--	1 (1)
12/07	Chicago	Love	--	9	4	2 (1)	--	2 (2)	--
12/14	at Denver	Love	--	12	7 (1)	4	1	--	--
12/20	at Chicago	Willis	--	5	1	1	2 (1)	--	--
		Love	--	5	2	1	--	--	--
12/27	Baltimore	Willis	--	8	3	2	4 (1)	1	--
		Tune	--	1	--	--	--	--	--
01/04	at Minnesota	Tune	--	6	--	--	--	--	--
PLAYER TOTALS		Love	9	152 (10)	79 (7)	32 (3)	11	4 (2)	4 (1)
		Willis	--	16 (1)	4	3	6 (2)	1	--
		Tune	--	7	--	--	--	--	--
TEAM TOTALS		9	175 (11)	83 (7)	35 (3)	17 (2)	5 (2)	4 (1)	

# WEEKLY INDIVIDUAL STATISTICAL LEADERS

2025 REGULAR SEASON GREEN BAY PACKERS WEEK-BY-WEEK LEADERS (THROUGH WEEK 18)																	
		SCORING		PASSING YARDS		CARRIES		RUSHING YARDS		RECEPTIONS		RECEIVING YARDS		TACKLES		SOLO TACKLES	
DATE	OPPONENT	PLAYER	NO.	PLAYER	NO.	PLAYER	NO.	PLAYER	NO.	PLAYER	NO.	PLAYER	NO.	PLAYER	NO.	PLAYER	NO.
09/07	Lions	B. McManus	9	J. Love	188	J. Jacobs	19	J. Jacobs	66	J. Reed	3	R. Doubs	68	E. Cooper	12	E. Cooper	8
09/11	Commanders	B. McManus	9	J. Love	292	J. Jacobs	23	J. Jacobs	84	T. Kraft	6	T. Kraft	124	E. Cooper	10	E. Cooper	7
09/21	at Browns	J. FitzPatrick	6	J. Love	183	J. Jacobs	16	J. Jacobs	30	J. Jacobs	5	M. Golden	52	Q. Walker	14	Q. Walker	6
09/28	at Cowboys	R. Doubs	18	J. Love	337	J. Jacobs	22	J. Jacobs	86	R. Doubs	6	J. Jacobs	71	Q. Walker	11	Q. Walker	6
10/12	Bengals	J. Jacobs	12	J. Love	259	J. Jacobs	18	J. Jacobs	93	R. Doubs	5	M. Golden	86	E. Cooper	11	Q. Walker	5
10/19	at Cardinals	J. Jacobs	12	J. Love	179	J. Jacobs	13	J. Jacobs	55	R. Doubs	6	R. Doubs	72	Q. Walker	9	Q. Walker	5
10/26	at Steelers	T. Kraft	12	J. Love	360	J. Jacobs	13	E. Wilson	61	T. Kraft	7	T. Kraft	143	X. McKinney	7	X. McKinney	6
11/02	Panthers	B. McManus	7	J. Love	273	J. Jacobs	17	J. Jacobs	87	R. Doubs	7	R. Doubs	91	X. McKinney	9	K. Nixon	4
11/10	Eagles	J. Jacobs	6	J. Love	176	J. Jacobs	21	J. Jacobs	74	J. Jacobs	5	C. Watson	45	X. McKinney	7	Q. Walker	5
11/16	at Giants	C. Watson	12	J. Love	174	E. Wilson	11	J. Jacobs	40	C. Watson	4	R. Doubs	53	I. McDuffie	11	K. Nixon	8
11/23	Vikings	E. Wilson	12	J. Love	139	E. Wilson	28	E. Wilson	107	C. Watson	5	C. Watson	49	I. McDuffie	8	I. McDuffie	4
11/27	at Lions	D. Wicks	12	J. Love	234	J. Jacobs	17	J. Jacobs	83	D. Wicks	6	D. Wicks	94	I. McDuffie	12	I. McDuffie	7
12/07	Bears	C. Watson	12	J. Love	234	J. Jacobs	20	J. Jacobs	86	J. Reed	4	C. Watson	89	E. Cooper	11	E. Cooper	5
12/14	at Broncos	B. McManus	14	J. Love	276	J. Jacobs	12	J. Jacobs	73	J. Reed	5	M. Golden	55	Q. Walker	9	E. Cooper	7
12/20	at Bears	B. McManus	10	M. Willis	121	E. Wilson	14	E. Wilson	82	R. Doubs	5	R. Doubs	84	Q. Walker	14	Q. Walker	5
12/27	Ravens	M. Willis	12	M. Willis	288	M. Willis	9	M. Willis	60	C. Watson	5	C. Watson	113	X. McKinney	13	X. McKinney	6
01/04	at Vikings	B. McManus	3	C. Tune	34	E. Wilson	18	C. Brooks	61	J. Keeney-James	2	J. Keeney-James	15	J. Johnson	10	J. Simpson	5
MOST TIMES LED (INCLUDING TIES)		B. MCMANUS	6	J. LOVE	14	J. JACOBS	12	J. JACOBS	12	R. DOUBS	6	R. DOUBS	5	Q. WALKER	5	Q. WALKER	7

OPPONENTS																	
		SCORING		PASSING YARDS		CARRIES		RUSHING YARDS		RECEPTIONS		RECEIVING YARDS		TACKLES		SOLO TACKLES	
DATE	OPPONENT	PLAYER	NO.	PLAYER	NO.	PLAYER	NO.	PLAYER	NO.	PLAYER	NO.	PLAYER	NO.	PLAYER	NO.	PLAYER	NO.
09/07	Lions	J. Bates	7	J. Goff	225	D. Montgomery	11	D. Montgomery	25	J. Gibbs	10	S. LaPorta	79	J. Campbell	10	J. Campbell	5
09/11	Commanders	Z. Ertz	6	J. Daniels	200	A. Ekeler	8	J. Croskey-Merritt	17	D. Samuel Sr.	7	Z. Ertz	64	B. Wagner	11	M. Lattimore	5
09/21	at Browns	A. Szmyt	7	J. Flacco	142	Q. Jenkins	18	Q. Jenkins	94	D. Njoku	5	D. Njoku	40	G. Delpit	9	G. Delpit	6
09/28	at Cowboys	G. Pickens	12	D. Prescott	319	J. Williams	20	J. Williams	85	G. Pickens	8	G. Pickens	134	J. Sanborn	11	J. Sanborn	6
10/12	Bengals	J. Chase	6	J. Flacco	219	C. Brown	9	C. Brown	42	J. Chase	10	J. Chase	94	B. Carter	10	B. Carter	7
10/19	at Cardinals	T. McBride	12	J. Brissett	279	Z. Knight	14	Z. Knight	57	T. McBride	10	T. McBride	74	B. Baker	8	B. Baker	4
10/26	at Steelers	C. Boswell	13	A. Rodgers	219	J. Warren	13	J. Warren	62	D. Metcalf	5	R. Wilson	74	P. Wilson	8	P. Wilson	4
11/02	Panthers	R. Dowdle	12	B. Young	102	R. Dowdle	25	R. Dowdle	130	T. McMillan	4	T. McMillan	46	C. Rozeboom	15	C. Rozeboom	7
11/10	Eagles	D. Smith	6	J. Hurts	183	S. Barkley	22	S. Barkley	60	D. Goedert	4	D. Smith	69	Z. Baun	8	N. Dean	6
11/16	at Giants	D. Singletary	12	J. Winston	201	T. Tracy Jr.	19	T. Tracy Jr.	88	I. Hodgins	5	I. Hodgins	57	B. Okereke	7	B. Okereke	6
11/23	Vikings	W. Reichard	6	J. McCarthy	87	A. Jones Sr.	9	J. Mason	42	J. Jefferson	4	J. Jefferson	48	B. Cashman	16	B. Cashman	8
11/27	at Lions	D. Montgomery	6	J. Goff	256	J. Gibbs	20	J. Gibbs	68	J. Williams	7	J. Williams	144	B. Branch	10	B. Branch	7
12/07	Bears	C. Santos	7	C. Williams	186	K. Monangai	14	D. Swift	63	C. Loveland	4	L. Burden III	67	C. Gardner-Johnson	10	C. Gardner-Johnson	6
12/14	at Broncos	R. Harvey	6	B. Nix	302	R. Harvey	19	R. Harvey	65	C. Sutton	7	C. Sutton	113	D. Greenlaw	8	D. Greenlaw	5
12/20	at Bears	C. Santos	10	C. Williams	250	D. Swift	13	D. Swift	58	D. Moore	5	D. Moore	97	T. Edwards	10	T. Edwards	5
12/27	Ravens	D. Henry	24	T. Huntley	107	D. Henry	36	D. Henry	216	M. Andrews	4	Z. Flowers	30	N. Wiggins	7	N. Wiggins	7
01/04	at Vikings	W. Reichard	10	J. McCarthy	182	J. Mason	14	J. Mason	94	J. Jefferson	8	J. Jefferson	101	E. Wilson	9	D. Turner	4

# TURNOVER CHART

## 2025 REGULAR SEASON - DEFENSIVE TAKEAWAYS

DATE	OPPONENT	TAKEAWAY	QTR.	SCORE	YD-LINE	RESULT
09/07	Detroit	E. Williams INT (J. Goff)	2	17-3	GB-13	Punt
09/11	Washington	None				
09/21	at Cleveland	X. McKinney INT (J. Flacco)	2	3-0	GB-9	End of Half
09/28	at Dallas	None				
10/12	Cincinnati	None				
10/19	at Arizona	E. Williams FR (R. Gary FF)	3	6-13	ARZ-44	TD
10/26	at Pittsburgh	J. Bullard FR (E. Cooper FF)	4	32-19	PIT-26	FG
11/02	Carolina	X. McKinney INT (B. Young: touchback)	2	0-0	GB-(-8)	FG
11/10	Philadelphia	K. Nixon FR (E. Cooper FF)	1	0-0	GB-14	Punt
11/16	at N.Y. Giants	E. Williams INT (J. Winston: touchback) R. Gary FR (M. Parsons FF)	4 4	27-20 27-20	GB-(-5) NYG-41	Punt EOG
11/23	Minnesota	I. McDuffie INT (J. McCarthy) E. Williams INT (J. McCarthy)	4 4	23-6 23-6	MIN-40 GB-37	Punt EOG
11/27	at Detroit	None				
12/07	Chicago	K. Nixon INT (C. Williams: touchback)	4	28-21	GB-(-5)	EOG
12/14	at Denver	E. Cooper FR (M. Parsons FF)	1	0-0	GB-48	FG
12/20	at Chicago	None				
12/27	Baltimore	None				
01/04	at Minnesota	B. Sorrell FR (B. Cox Jr. FF)	4	0-13	GB-18	Punt

## 2025 REGULAR SEASON - OFFENSIVE GIVEAWAYS

DATE	OPPONENT	TAKEAWAY	QTR.	SCORE	YD-LINE	RESULT
09/07	Detroit	None				
09/11	Washington	None				
09/21	at Cleveland	J. Love INT (G. Delpit)	4	10-3	GB-29	TD
09/28	at Dallas	J. Love fumble (J. Houston FF; J. Houston FR)	2	13-7	GB-15	TD
10/12	Cincinnati	J. Love INT (G. Stone)	1	0-0	CIN-11	Punt
10/19	at Arizona	None				
10/26	at Pittsburgh	None				
11/02	Carolina	S. Williams fumble (C. Rozeboom FF; N. Scott FR) J. Love INT (T. Moehrig)	1 3	0-0 6-7	CAR-16 CAR-26	INT TD
11/10	Philadelphia	J. Love fumble (N. Dean FF; J. Phillips FR) J. Jacobs fumble (R. Blankenship FF; R. Blankenship FR)	2 4	0-0 7-10	PHI-35 GB-39	Downs Downs
11/16	at N.Y. Giants	None				
11/23	Minnesota	None				
11/27	at Detroit	None				
12/07	Chicago	J. Love INT (C. Gardner-Johnson)	1	0-0	CHI-36	Punt
12/14	at Denver	J. Love INT (P. Surtain II) J. Love INT (R. Moss)	3 4	23-14 26-34	DEN-29 DEN-48	TD Downs
12/20	at Chicago	J. Jacobs fumble (N. Wright FF; T. Edmunds FR)	3	6-3	CHI-2	Punt
12/27	Baltimore	M. Willis fumble (M. Green FR) C. Tune INT (M. Humphrey)	2 4	7-17 24-34	GB-30 BLT-26	FG TD
01/04	at Minnesota	None				

## 2025 REGULAR SEASON - SPECIAL TEAMS/MISC TAKEAWAYS

DATE	OPPONENT	TAKEAWAY	QTR.	SCORE	YD-LINE	RESULT
11/23	Minnesota	Z. Anderson FR (M. Price fumble)	3	10-6	MIN-5	TD

## 2025 REGULAR SEASON - TURNOVERS

<b>Offense:</b>	13 Giveaways 37 Points (5 TD, 1 FG)	<b>Ratio</b> +1 (14 takes, 13 gives)
<b>Defense:</b>	13 Takeaways 16 Points (1 TD, 3 FG)	
<b>Special Teams:</b>	0 Giveaways 0 Points (0 TD, 0 FG) 1 Takeaway 7 Points (1 TD, 0 FG)	<b>Points Off Turnovers Ratio</b> -14 (23 scored, 37 allowed)

# TAKEAWAY/GIVEAWAY CHART

DATE	OPPONENT	GB +/- RATIO	GB TAKES	POINTS OFF TAKES	GB GIVES	POINTS OFF GIVES	POINTS OFF TO RATIO
09/07	Detroit	+1	1 (0 FUM, 1 INT)	0	0 (0 FUM, 0 INT)	0	0
09/11	Washington	0	0 (0 FUM, 0 INT)	0	0 (0 FUM, 0 INT)	0	0
09/21	at Cleveland	0	1 (0 FUM, 1 INT)	0	1 (0 FUM, 1 INT)	7	-7
09/28	at Dallas	-1	0 (0 FUM, 0 INT)	0	1 (1 FUM, 0 INT)	7	-7
10/12	Cincinnati	-1	0 (0 FUM, 0 INT)	0	1 (0 FUM, 1 INT)	0	0
10/19	at Arizona	+1	1 (1 FUM, 0 INT)	7	0 (0 FUM, 0 INT)	0	+7
10/26	at Pittsburgh	+1	1 (1 FUM, 0 INT)	3	0 (0 FUM, 0 INT)	0	+3
11/02	Carolina	-1	1 (0 FUM, 1 INT)	3	2 (1 FUM, 1 INT)	6	-3
11/10	Philadelphia	-1	1 (1 FUM, 0 INT)	0	2 (2 FUM, 0 INT)	0	0
11/16	at N.Y. Giants	+2	2 (1 FUM, 1 INT)	0	0 (0 FUM, 0 INT)	0	0
11/23	Minnesota	+3	3 (1 FUM, 2 INT)	7	0 (0 FUM, 0 INT)	0	+7
11/27	at Detroit	0	0 (0 FUM, 0 INT)	0	0 (0 FUM, 0 INT)	0	0
12/07	Chicago	0	1 (0 FUM, 1 INT)	0	1 (0 FUM, 1 INT)	0	0
12/14	at Denver	-1	1 (1 FUM, 0 INT)	3	2 (0 FUM, 2 INT)	7	-4
12/20	at Chicago	-1	0 (0 FUM, 0 INT)	0	1 (1 FUM, 0 INT)	0	0
12/27	Baltimore	-2	0 (0 FUM, 0 INT)	0	2 (1 FUM, 1 INT)	10	-10
01/04	at Minnesota	+1	1 (1 FUM, 0 INT)	0	0 (0 FUM, 0 INT)	0	0
TOTALS		+1	14 (7 FUM, 7 INT)	23	13 (6 FUM, 7 INT)	37	-14

# TEAM HIGHS AND LOWS

2025 REGULAR SEASON GREEN BAY PACKERS OFFENSIVE HIGHS AND LOWS  
(THROUGH WEEK 18)

HIGH	DATE	OPPONENT	CATEGORY	OPPONENT	DATE	LOW
40	9/28	at Dallas	Points	at Minnesota	1/4	3
21	10/26	at Pittsburgh	Points in a Quarter	vs. Detroit	9/7	0
				at Cleveland	9/21	
				vs. Cincinnati	10/12	
				at Arizona	10/19	
				at Pittsburgh	10/26	
				vs. Carolina	11/2	
				...7 more at 0.		
28	10/26	at Pittsburgh	Points in a Half	vs. Philadelphia	11/10	0
5	9/28	at Dallas	Total Touchdowns	at Minnesota	1/4	0
79	9/28	at Dallas	Total Plays	vs. Baltimore	12/27	44
489	9/28	at Dallas	Total Net Yards	at Minnesota	1/4	121
32	9/28	at Dallas	Total First Downs	at Minnesota	1/4	12
13	11/23	vs. Minnesota	First Downs Rushing	vs. Detroit	9/7	4
				at Cleveland	9/21	
				vs. Baltimore	12/27	
16	9/28	at Dallas	First Downs Passing	at Minnesota	1/4	1
5	9/28	at Dallas	First-Down Penalties	vs. Carolina	11/2	0
				vs. Chicago	12/7	
71.4%	9/28	at Dallas	Third-Down Efficiency	at Minnesota	1/4	25.0%
8.3	12/27	vs. Baltimore	Average Yards Per Play	at Minnesota	1/4	2.4
192	12/20	at Chicago	Total Net Yards Rushing	vs. Detroit	9/7	78
44	12/20	at Chicago	Rushing Attempts	vs. Baltimore	12/27	17
5.8	12/14	at Denver	Rushing Average Yards	at Cleveland	9/21	2.6
2	9/28	at Dallas	Rushing Touchdowns	at Cleveland	9/21	0
				at Detroit	11/27	
				at Chicago	12/20	
				at Minnesota	1/4	
360	10/26	at Pittsburgh	Total Net Yards Passing	at Minnesota	1/4	-7
43	9/28	at Dallas	Passing Attempts	at Minnesota	1/4	11
31	9/28	at Dallas	Passing Completions	at Minnesota	1/4	6
4	11/27	at Detroit	Passing Touchdowns	vs. Carolina	11/2	0
				vs. Philadelphia	11/10	
				vs. Minnesota	11/23	
				at Minnesota	1/4	
10.5	12/27	vs. Baltimore	Passing Yards Average	at Minnesota	1/4	-0.5
2	12/14	at Denver	Passes Thrown for Interception	vs. Detroit	9/7	0
				vs. Washington	9/11	
				at Dallas	9/28	
				at Arizona	10/19	
				at Pittsburgh	10/26	
				vs. Philadelphia	11/10	
				...5 more at 0.		
5	9/21	at Cleveland	Times Sacked	vs. Detroit	9/7	0
				at Pittsburgh	10/26	
				at Detroit	11/27	
5	9/21	at Cleveland	QB Sacks	vs. Detroit	9/7	0
				at Pittsburgh	10/26	
				at Detroit	11/27	
41	1/4	at Minnesota	Sack Yards Lost	vs. Detroit	9/7	0
				at Pittsburgh	10/26	
				at Detroit	11/27	
8	1/4	at Minnesota	Total Punts	vs. Carolina	11/2	0
				at Chicago	12/20	
				vs. Baltimore	12/27	
431	1/4	at Minnesota	Total Punt Yards	vs. Carolina	11/2	0
				at Chicago	12/20	
				vs. Baltimore	12/27	
67	11/27	at Detroit	Punt Gross Average Yards	at Dallas	9/28	41.5
50.8	1/4	at Minnesota	Punt Net Average Yards	vs. Carolina	11/2	0
				at Chicago	12/20	
				vs. Baltimore	12/27	
4	10/26	at Pittsburgh	Punt Returns	vs. Baltimore	12/27	0
				at Arizona	10/19	
				at Denver	12/14	
				at Chicago	12/20	
				vs. Baltimore	12/27	
				at Minnesota	1/4	
32	9/7	vs. Detroit	Punt Return Yards	at Arizona	10/19	0
				at N.Y. Giants	11/16	
				at Denver	12/14	
				at Chicago	12/20	
				vs. Baltimore	12/27	
				at Minnesota	1/4	
11.0	11/10	vs. Philadelphia	Punt Return Yards Average	at Arizona	10/19	0.0
				at N.Y. Giants	11/16	
				at Denver	12/14	
				at Chicago	12/20	
				vs. Baltimore	12/27	
				at Minnesota	1/4	
7	12/27	vs. Baltimore	Kickoff Returns	vs. Detroit	9/7	2
				vs. Washington	9/11	
				vs. Minnesota	11/23	
163	12/27	vs. Baltimore	Kickoff Return Yards	vs. Detroit	9/7	39
14	9/21	at Cleveland	Total Penalties	vs. Minnesota	11/23	2
94	10/19	at Arizona	Penalty Yards	vs. Minnesota	11/23	10
3	11/10	vs. Philadelphia	Total Fumbles	vs. Detroit	9/7	0
				vs. Washington	9/11	
				vs. Cincinnati	10/12	
				vs. Minnesota	11/23	
				vs. Chicago	12/7	
				at Denver	12/14	
2	11/10	vs. Philadelphia	Fumbles Lost	vs. Detroit	9/7	0
				vs. Washington	9/11	
				at Cleveland	9/21	
				vs. Cincinnati	10/12	
				at Arizona	10/19	
				at Pittsburgh	10/26	
				...6 more at 0.		
38:57	12/20	at Chicago	Time of Possession	vs. Baltimore	12/27	19:44

TEAM HIGHS AND LOWS

2	11/2	vs. Carolina	Turnovers	vs. Detroit vs. Washington at Arizona at Pittsburgh at N.Y. Giants vs. Minnesota .2 more at 0.	9/7 9/11 10/19 10/26 11/16 11/23	0
93,353	9/28	at Dallas	Attendance	at Chicago	12/20	60,152

# TEAM HIGHS AND LOWS

2025 REGULAR SEASON GREEN BAY PACKERS DEFENSIVE HIGHS AND LOWS  
(THROUGH WEEK 18)

HIGH	DATE	OPPONENT	CATEGORY	OPPONENT	DATE	LOW
41	12/27	vs. Baltimore	Points	vs. Minnesota	11/23	6
20	12/27	vs. Baltimore	Points in a Quarter	vs. Detroit	9/7	0
				vs. Washington	9/11	
				at Cleveland	9/21	
				at Dallas	9/28	
				vs. Cincinnati	10/12	
				vs. Carolina	11/2	
				...9 more at 0.		
27	12/27	vs. Baltimore	Points in a Half	at Cleveland	9/21	0
				vs. Cincinnati	10/12	
				vs. Philadelphia	11/10	
				vs. Minnesota	11/23	
				at Chicago	12/20	
5	9/28	at Dallas	Total Touchdowns	vs. Minnesota	11/23	0
74	12/27	vs. Baltimore	Total Plays	vs. Minnesota	11/23	44
436	9/28	at Dallas	Total Net Yards	vs. Minnesota	11/23	145
30	12/27	vs. Baltimore	Total First Downs	vs. Minnesota	11/23	10
22	12/27	vs. Baltimore	First Downs Rushing	vs. Detroit	9/7	2
5	9/28	at Dallas	First Downs Passing	vs. Minnesota	11/23	3
5	10/19	at Arizona	First-Down Penalties	vs. Minnesota	11/23	0
71.4%	12/27	vs. Baltimore	Third-Down Efficiency	at Pittsburgh	10/26	10.0%
6.7	12/20	at Chicago	Average Yards Per Play	vs. Minnesota	11/23	3.3
307	12/27	vs. Baltimore	Total Net Yards Rushing	vs. Detroit	9/7	46
53	12/27	vs. Baltimore	Rushing Attempts	vs. Cincinnati	10/12	16
5.8	12/20	at Chicago	Rushing Average Yards	vs. Detroit	9/7	2.1
4	12/27	vs. Baltimore	Rushing Touchdowns	vs. Detroit	9/7	0
				vs. Washington	9/11	
				vs. Cincinnati	10/12	
				at Arizona	10/19	
				at Pittsburgh	10/26	
				vs. Philadelphia	11/10	
				...3 more at 0.		
319	9/28	at Dallas	Total Net Yards Passing	vs. Minnesota	11/23	52
45	10/12	vs. Cincinnati	Passing Attempts	vs. Minnesota	11/23	19
31	9/7	vs. Detroit	Passing Completions	vs. Carolina	11/2	11
4	12/14	at Denver	Passing Touchdowns	at Cleveland	9/21	0
				vs. Carolina	11/2	
				at N.Y. Giants	11/16	
				vs. Minnesota	11/23	
				vs. Minnesota	1/4	
8.9	12/14	at Denver	Passing Yards Average	vs. Minnesota	11/23	2.2
2	11/23	vs. Minnesota	Passes Thrown for Interception	vs. Washington	9/11	0
				at Dallas	9/28	
				vs. Cincinnati	10/12	
				at Arizona	10/19	
				at Pittsburgh	10/26	
				vs. Philadelphia	11/10	
				...5 more at 0.		
6	10/19	at Arizona	Times Sacked	vs. Philadelphia	11/10	0
				at Denver	12/14	
				at Chicago	12/20	
6	10/19	at Arizona	QB Sacks	vs. Philadelphia	11/10	0
				at Denver	12/14	
				at Chicago	12/20	
43	10/19	at Arizona	Sack Yards Lost	at Dallas	9/28	0
				vs. Carolina	11/2	
				vs. Philadelphia	11/10	
				at Denver	12/14	
				at Chicago	12/20	
				vs. Baltimore	12/27	
6	9/21	at Cleveland	Total Punts	at Arizona	10/19	1
291	9/21	at Cleveland	Total Punt Yards	vs. Baltimore	12/27	42
55.5	11/23	vs. Minnesota	Punt Gross Average Yards	at Arizona	10/19	
50.3	11/23	vs. Minnesota	Punt Net Average Yards	at Chicago	12/20	41.7
3	9/11	vs. Washington	Punt Returns	at Arizona	10/19	22
				at Dallas	9/28	0
				vs. Carolina	11/2	
				at Denver	12/14	
				at Chicago	12/20	
				vs. Baltimore	12/27	
50	9/11	vs. Washington	Punt Return Yards	at Dallas	9/28	0
				vs. Carolina	11/2	
				at Denver	12/14	
				at Chicago	12/20	
				vs. Baltimore	12/27	
21.0	11/27	at Detroit	Punt Return Yards Average	at Dallas	9/28	0.0
				vs. Carolina	11/2	
				at Denver	12/14	
				at Chicago	12/20	
				vs. Baltimore	12/27	
6	9/28	at Dallas	Kickoff Returns	vs. Baltimore	12/27	1
178	12/14	at Denver	Kickoff Return Yards	at Minnesota	1/4	29
11	9/28	at Dallas	Total Penalties	vs. Minnesota	11/23	2
				at Minnesota	1/4	
105	12/20	at Chicago	Penalty Yards	vs. Cincinnati	10/12	17
				vs. Chicago	12/7	
2	11/23	vs. Minnesota	Total Fumbles	vs. Detroit	9/7	0
				vs. Washington	9/11	
				at Cleveland	9/21	
				at Dallas	9/28	
				vs. Cincinnati	10/12	
				vs. Baltimore	12/27	
				vs. Detroit	9/7	
1	10/19	at Arizona	Fumbles Lost	vs. Washington	9/11	0
				at Cleveland	9/21	
				at Dallas	9/28	
				vs. Cincinnati	10/12	
				vs. Carolina	11/2	
				...4 more at 0.		
40:16	12/27	vs. Baltimore	Time of Possession	vs. Minnesota	11/23	22:45



# TEAM HIGHS AND LOWS

3	11/23	vs. Minnesota	Turnovers	vs. Washington at Dallas vs. Cincinnati at Detroit at Chicago vs. Baltimore at Chicago	9/11 9/28 10/12 11/27 12/20 12/27 12/20	0
93,353	9/28	at Dallas	Attendance			60,152

# INDIVIDUAL SINGLE-GAME HIGHS

## 2025 REGULAR SEASON PACKERS INDIVIDUAL SINGLE-GAME HIGHS

<b>Touchdowns</b>	3	Romeo Doubs	at Cowboys	09/28	4	Derrick Henry	vs. Ravens	12/27
<b>Passes Attempted</b>	43	Jordan Love	at Cowboys	09/28	45	Joe Flacco	vs. Bengals	10/12
<b>Passes Completed</b>	31	Jordan Love	at Cowboys	09/28	31	Dak Prescott	at Cowboys	09/28
						Jared Goff	vs. Lions	09/07
<b>Completion Percentage</b>	85.7	Malik Willis	vs. Ravens	12/27	80.0	Tyler Huntley	vs. Ravens	12/27
<b>Passing Yards</b>	360	Jordan Love	at Steelers	10/26	319	Dak Prescott	at Cowboys	09/28
<b>Yards Per Attempt</b>	13.7	Malik Willis	vs. Ravens	12/27	9.8	Jared Goff	at Lions	11/27
<b>Touchdown Passes</b>	4	Jordan Love	at Lions	11/27	4	Bo Nix	at Broncos	12/14
<b>Passer Rating</b>	142.8	Malik Willis	at Bears	12/20	134.7	Bo Nix	at Broncos	12/14
<b>Pass Receptions</b>	7	Romeo Doubs	vs. Panthers	11/02	10	Trey McBride	at Cardinals	10/19
		Tucker Kraft	at Steelers	10/26		Ja'Marr Chase	vs. Bengals	10/12
						Jahmyr Gibbs	vs. Lions	09/07
<b>Receiving Yards</b>	143	Tucker Kraft	at Steelers	10/26	144	Jameson Williams	at Lions	11/27
<b>Touchdown Receptions</b>	3	Romeo Doubs	at Cowboys	09/28	2	Trey McBride	at Cardinals	10/19
						George Pickens	at Cowboys	09/28
<b>Rushing Yards</b>	107	Emanuel Wilson	vs. Vikings	11/23	216	Derrick Henry	vs. Ravens	12/27
<b>Rushing Attempts</b>	28	Emanuel Wilson	vs. Vikings	11/23	36	Derrick Henry	vs. Ravens	12/27
<b>Rushing Average</b>	6.7	Malik Willis	vs. Ravens	12/27	7.5	Tyler Huntley	vs. Ravens	12/27
<b>Rushing Touchdowns</b>	2	Malik Willis	vs. Ravens	12/27	4	Derrick Henry	vs. Ravens	12/27
		Emanuel Wilson	vs. Vikings	11/23				
		Josh Jacobs	at Cardinals	10/19				
		Josh Jacobs	vs. Bengals	10/12				
		Josh Jacobs	at Cowboys	09/28				
<b>Yards From Scrimmage</b>	157	Josh Jacobs	at Cowboys	09/28	216	Derrick Henry	vs. Ravens	12/27
<b>Combined Net Yards</b>	157	Josh Jacobs	at Cowboys	09/28	216	Derrick Henry	vs. Ravens	12/27
<b>Interceptions Made</b>	1	Keisean Nixon	vs. Bears	12/07	1	Marlon Humphrey	vs. Ravens	12/27
		Isaiah McDuffie	vs. Vikings	11/23		Riley Moss	at Broncos	12/14
		Evan Williams	vs. Vikings	11/23		Pat Surtain II	at Broncos	12/14
		Evan Williams	at Giants	11/16		C.J. Gardner-Johnson	vs. Bears	12/07
		Xavier McKinney	vs. Panthers	11/02		Tre von Moehrig	vs. Panthers	11/02
		Xavier McKinney	at Browns	09/21		Geno Stone	vs. Bengals	10/12
		Evan Williams	vs. Lions	09/07		Grant Delpit	at Browns	09/21
<b>Interceptions Thrown</b>	2	Jordan Love	at Broncos	12/14	2	J.J. McCarthy	vs. Vikings	11/23
<b>INT Return Yards</b>					36	Tre von Moehrig	vs. Panthers	11/02
<b>Tackles</b>	14	Quay Walker	at Bears	12/20	16	Blake Cashman	vs. Vikings	11/23
		Quay Walker	at Browns	09/21				
<b>Sacks</b>	3.0	Micah Parsons	at Cardinals	10/19	2.0	Dallas Turner	at Vikings	01/04
						Brian Burns	at Giants	11/16
<b>Punts</b>	8	Daniel Whelan	at Vikings	01/04	6	Corey Bojorquez	at Browns	09/21
<b>Punts Inside the 20</b>	5	Daniel Whelan	at Vikings	01/04	3	Ryan Rehkow	vs. Bengals	10/12
						Tress Way	vs. Commanders	09/11
<b>Punting Average</b>	67.0	Daniel Whelan	at Lions	11/27	55.5	Ryan Wright	vs. Vikings	11/23
<b>Punt Returns</b>	3	Romeo Doubs	at Steelers	10/26	3	Jaylin Lane	vs. Commanders	09/11
<b>Punt Return Yards</b>	22	Romeo Doubs	vs. Eagles	11/10	50	Jaylin Lane	vs. Commanders	09/11
<b>Kickoff Returns</b>	4	Bo Melton	vs. Ravens	12/27	6	KaVontae Turpin	at Cowboys	09/28
		Emanuel Wilson	at Broncos	12/14				
		Bo Melton	at Lions	11/27				
		Savion Williams	at Steelers	10/26				
<b>Kickoff Return Yards</b>	97	Savion Williams	at Steelers	10/26	175	KaVontae Turpin	at Cowboys	09/28
<b>Field Goals Attempted</b>	4	Brandon McManus	at Broncos	12/14	4	Chris Boswell	at Steelers	10/26
		Brandon McManus	at Steelers	10/26				
<b>Field Goals Made</b>	4	Brandon McManus	at Broncos	12/14	4	Chris Boswell	at Steelers	10/26

## 2025 REGULAR SEASON GREEN BAY PACKERS LONGEST PLAYS

<b>Run From Scrimmage</b>	40	Josh Jacobs	at Broncos	12/14	38	Quinshon Judkins	at Browns	09/21
<b>Touchdown Run</b>	40	Josh Jacobs	at Broncos	12/14	25	Derrick Henry	vs. Ravens	12/27
<b>Passing Long</b>	59	Jordan Love	at Steelers	10/26	46	Caleb Williams	at Bears	12/20
<b>Touchdown Pass Long</b>	51	Jordan Love	at Lions	11/27	46	Caleb Williams	at Bears	12/20
<b>Pass Reception</b>	59	Tucker Kraft	at Steelers	10/26	46	DJ Moore	at Bears	12/20
<b>Touchdown Reception</b>	51	Christian Watson	at Lions	11/27	46	DJ Moore	at Bears	12/20
<b>Interception Return</b>					36	Tre von Moehrig	vs. Panthers	11/02
<b>Longest Own Fumble Return</b>					6	Chuba Hubbard	vs. Panthers	11/02
<b>Longest Opponent's Fumble Return</b>	22	Keisean Nixon	vs. Eagles	11/10				
<b>Punt Return</b>	20	Jayden Reed	vs. Lions	09/07	24	Jaylin Lane	vs. Commanders	09/11
<b>Kickoff Return</b>	36	Bo Melton	vs. Bengals	10/12	50	Deebo Samuel Sr.	vs. Commanders	09/11
		Savion Williams	vs. Bengals	10/12				
<b>Punt</b>	72	Daniel Whelan	at Lions	11/27	66	Braden Mann	vs. Eagles	11/10
<b>Field Goal</b>	61	Lucas Havrisik	at Cardinals	10/19	59	Will Reichard	vs. Vikings	11/23
<b>Field Goal Attempt</b>	64	Brandon McManus	vs. Eagles	11/10	67	Evan McPherson	vs. Bengals	10/12



# TEAM RECORD WHEN...

## PACKERS REGULAR SEASON RECORD WHEN...

CATEGORY	2025		CATEGORY	2025	
	SEASON	FROM 1992		SEASON	FROM 1992
	W-L-T	W-L-T		W-L-T	W-L-T
PACKERS AT HOME	5-3	204-68-2	ON SUNDAY NIGHT	1-0-1	38-18-1
PACKERS ON THE ROAD	4-4-1	139-135-1	ON THURSDAY NIGHT	1-0	16-13
PACKERS ON GRASS	7-6	280-123-2	ON MONDAY NIGHT	0-1	31-25
PACKERS ON ARTIFICIAL TURF	2-1-1	63-80-1	ON SATURDAY	0-2	6-3
PACKERS IN DOMES	2-1	47-48			
PACKERS OUTDOORS	7-6	283-148-2	KICKOFF AT 12:00 CST	3-3	174-98-2
			KICKOFF AT 3:00/3:05/3:15/3:35 CST	4-1	77-44
PACKERS SCORE FIRST	5-4-1	221-81-3			
OPPONENT SCORES FIRST	4-3	120-122	VS. NFC	7-4-1	258-147-3
			VS. OWN DIVISION OVERALL	4-2	145-77-2
PACKERS LEAD AFTER 1ST QUARTER	5-1-1	192-55-2	VS. OWN DIVISION AT HOME	3-0	83-27-2
PACKERS TRAIL AFTER 1ST QUARTER	2-1	72-94	VS. OWN DIVISION ON THE ROAD	1-2	62-50
PACKERS LEAD AT HALFTIME	6-3	261-51-2	VS. AFC	2-3	85-56
PACKERS TRAIL AT HALFTIME	2-3-1	64-131-2			
SCORE TIED AT HALFTIME	1-1	18-20	OPPONENTS HAVE 100-YARD RUSHER	0-2	59-64-1
PACKERS LEAD AFTER 3RD QUARTER	7-2	288-35-2	WITH A 300-YARD PASSER	1-0-1	88-42-1
PACKERS TRAIL AFTER 3RD QUARTER	2-5-1	37-160-2	VERSUS A 100-YARD RECEIVER	1-2-1	100-73-3
GAME GOES TO OVERTIME	0-1-1	13-10-3	VERSUS A 300-YARD PASSER	0-1-1	53-37-3
			WITH A 100-YARD RECEIVER	2-1	70-48
PACKERS HAVE 100-YARD RUSHER	1-0	94-21-1			
PACKERS HAVE 300 NET PASSING YARDS	1-0-1	87-42-1			
PACKERS HAVE 100-YARD RECEIVER	2-1	152-65			

# THE LAST TIME

## BY PACKERS

## BY OPPONENT

### PASSING

* Never Has Happened *	500+ YARDS PASSING	503 yards, Philip Rivers vs. San Diego, 10/18/15
40 att., Jordan Love @ Denver, 12/14/25	40+ PASS ATTEMPTS	45 att., Joe Flacco vs. Cincinnati, 10/12/25
54 att., Jordan Love vs. Minnesota, 09/29/24	50+ PASS ATTEMPTS	53 att., Mitchell Trubisky vs. Chicago, 12/15/19
429 yards, Aaron Rodgers vs. Oakland, 10/20/19	400+ YARDS PASSING	463 yards, Dak Prescott @ Dallas, 10/06/19
360 yards, Jordan Love @ Pittsburgh, 10/26/25	300+ YARDS PASSING	302 yards, Bo Nix @ Denver, 12/14/25
* Never Has Happened *	SEVEN TOUCHDOWN PASSES	* Never Has Happened *
6 tds, Aaron Rodgers (1, 4, 73, 40, 56, 18) vs. Chicago, 11/09/14	SIX TOUCHDOWN PASSES	6 tds, Tommy Kramer (23, 13, 36, 2, 17, 7) @ Minnesota, 09/28/86
5 tds, Aaron Rodgers vs. Oakland, 10/20/19	FIVE TOUCHDOWN PASSES	5 tds, Jameis Winston @ New Orleans, 09/12/21
4 tds, Jordan Love: (22, 2, 51, 1) @ Detroit, 11/27/25	FOUR TOUCHDOWN PASSES	4 tds, Bo Nix: (20, 5, 14, 23) @ Denver, 12/14/25
3 tds, Jordan Love: (23, 45, 41) vs. Chicago, 12/07/25	THREE TOUCHDOWN PASSES	3 tds, Dak Prescott: (15, 8, 28) @ Dallas, 09/28/25
* Never Has Happened *	SEVEN INTERCEPTIONS THROWN	* Never Has Happened *
6, Tom O'Malley vs. Detroit, 09/17/50	SIX INTERCEPTIONS THROWN	6, Don Horn vs. Denver, 09/28/71
5 ints, Brett Favre @ Cincinnati, 10/30/05	FIVE INTERCEPTIONS THROWN	5 ints, Russell Wilson vs. Seattle, 12/11/16
4 ints, Brett Favre vs. Chicago, 12/25/05	FOUR INTERCEPTIONS THROWN	4 ints, Baker Mayfield vs. Cleveland, 12/25/21
3 ints, Jordan Love vs. Minnesota, 09/29/24	THREE INTERCEPTIONS THROWN	3 ints, Anthony Richardson Sr. vs. Indianapolis, 09/15/24
2 ints, Jordan Love @ Denver, 12/14/25	TWO INTERCEPTIONS THROWN	2 ints, J.J. McCarthy vs. Minnesota, 11/23/25

### RUSHING

* Never Has Happened *	300+ YARDS RUSHING	* Never Has Happened *
218 yards, Ahman Green vs. Denver, 12/28/03	200+ YARDS RUSHING	216 yards, Derrick Henry vs. Baltimore, 12/27/25
151 yards, Josh Jacobs vs. Indianapolis, 09/15/24	150-199 YARDS RUSHING	157 yards, Jalen Hurts @ Philadelphia, 11/27/22
107 yards, Emanuel Wilson vs. Minnesota, 11/23/25	100+ YARDS RUSHING	130 yards, Rico Dowdle vs. Carolina, 11/02/25
107 yards, Emanuel Wilson vs. Minnesota, 11/23/25	100-149 YARDS RUSHING	130 yards, Rico Dowdle vs. Carolina, 11/02/25
106 yards/106 yards, Ryan Grant/DeShawn Wynn vs. Detroit, 12/28/08	TWO 100-YARD RUSHERS	157 yards/143 yards, Jalen Hurts/Miles Sanders @ Philadelphia, 11/27/22
82 yards, Emanuel Wilson @ Chicago, 12/20/25	75+ YARDS RUSHING	94 yards, Jordan Mason @ Minnesota, 01/04/26
61 yards, Chris Brooks @ Minnesota, 01/04/26	50-74 YARDS RUSHING	60 yards, Tyler Huntley vs. Baltimore, 12/27/25
* Never Has Happened *	FIVE TOUCHDOWNS RUSHING	* Never Has Happened *
4 tds, Aaron Jones: (18, 3, 5, 1) @ Dallas, 10/06/19	FOUR TOUCHDOWNS RUSHING	4 tds, Derrick Henry: (3, 1, 3, 25) vs. Baltimore, 12/27/25
3 tds, Josh Jacobs: (1, 6, 4) @ Detroit, 12/05/24	THREE TOUCHDOWNS RUSHING	3 tds, David Montgomery: (3, 2, 1) vs. Detroit, 09/28/23
2 tds, Malik Willis: (22, 11) vs. Baltimore, 12/27/25	TWO TOUCHDOWNS RUSHING	2 tds, Devin Singletary: (5, 2) @ N.Y. Giants, 11/16/25
Ryan Grant: (3, 56)/Brandon Jackson: (6, 4) vs. Seattle, 12/27/09	TWO PLAYERS WITH TWO TDS RUSHING	Tony Dorsett (9, 33)/Robert Newhouse (14, 3) vs. Dallas, 11/12/78
1 td, Edgar Bennett (3, 1, 13)/Reggie Cobb (9)/ Brett Favre (36) @ Chicago, 10/31/94	THREE PLAYERS WITH ONE TD RUSHING	1 td, Alfred Anderson (8)/Ted Brown (12)/Darrin Nelson (12) vs. Minnesota, 12/07/86
32 att., Josh Jacobs vs. Indianapolis, 09/15/24	30+ RUSHING ATTEMPTS	36 att., Derrick Henry vs. Baltimore, 12/27/25
* Never Has Happened *	40+ RUSHING ATTEMPTS	40 att., Shaun Alexander @ Seattle, 11/27/06
* Never Has Happened *	400+ YARDS RUSHING (TEAM)	* Never Has Happened *
303 yards, Green Bay 37, Baltimore Colts 14 @ Green Bay, 10/18/53	300+ YARDS RUSHING (TEAM)	363 yards, Philadelphia 40, Green Bay 33 @ Philadelphia, 11/27/22
261 yards, Green Bay 16, Indianapolis 10 vs. Indianapolis, 09/15/24	200+ YARDS RUSHING (TEAM)	363 yards, Philadelphia 40, Green Bay 33 @ Philadelphia, 11/27/22

### RECEIVING

123 yards/115 yards, Marquez Valdes-Scantling/Davante Adams @ Minnesota, 11/21/21	TWO 100-YARD RECEIVERS	143 yards/103 yards, Jaylen Waddle/Tyreek Hill @ Miami, 12/25/22
113 yards, Christian Watson vs. Baltimore, 12/27/25	100+ YARDS RECEIVING	101 yards, Justin Jefferson @ Minnesota, 01/04/26
206 yards, Davante Adams @ Cincinnati, 10/10/21	200+ YARDS RECEIVING	226 yards, Amari Cooper @ Dallas, 10/06/19
* Never Has Happened *	300+ YARDS RECEIVING	* Never Has Happened *
* Never Has Happened *	FIVE TOUCHDOWN RECEPTIONS	* Never Has Happened *
4 tds, Sterling Sharpe (1, 36, 30, 5) @ Dallas, 11/24/94	FOUR TOUCHDOWN RECEPTIONS	* Never Has Happened *
3 tds, Romeo Doubs: (2, 1, 15) @ Dallas, 09/28/25	THREE TOUCHDOWN RECEPTIONS	3 tds, Vincent Jackson: (23, 5, 29) @ San Diego, 11/06/11
2 tds, Christian Watson: (23, 41) vs. Chicago, 12/07/25	TWO TOUCHDOWN RECEPTIONS	2 tds, Trey McBride: (15, 12) @ Arizona, 10/19/25

# THE LAST TIME

Randall Cobb: (22, 3)/Jordy Nelson: (3, 11) @ Chicago, 09/28/14

TWO PLAYERS WITH TWO TD RECEPTIONS

Hassan Jones (36, 17)/Steven Jordan (23, 2) @ Minnesota, 09/28/86

150 yards, Christian Watson @ Chicago, 11/17/24

150+ YARDS RECEIVING

155 yards, Chris Godwin Jr. vs. Tampa Bay, 12/17/23

10, Robert Tonyan vs. N.Y. Jets, 10/16/22

10 OR MORE RECEPTIONS

10, Trey McBride @ Arizona, 10/19/25

## COMBINED YARDS

111 yards/316 yards, Aaron Jones/Jordan Love vs. Chicago, 01/07/24

100-YARD RUSHER AND 300-YARD PASSER

108 yards/307 yards, Christian McCaffrey/Kyle Allen vs. Carolina, 11/10/19

143 yards/360 yards, Tucker Kraft/Jordan Love @ Pittsburgh, 10/26/25

100-YARD RECEIVER AND 300-YARD PASSER

113 yards/302 yards, Courtland Sutton/Bo Nix @ Denver, 12/14/25

111 yards/112 yards, Aaron Jones/Jayden Reed vs. Chicago, 01/07/24

100-YARD RUSHER AND 100-YARD RECEIVER

109 yards/119 yards, Saquon Barkley/A.J. Brown @ Philadelphia, 09/06/24

111 yards/316 yards/112 yards, Aaron Jones/Jordan Love/Jayden Reed vs. Chicago, 01/07/24

100-YARD RUSHER, 300-YARD PASSER, 100-YARD RECEIVER

108 yards/307 yards/120 yards, Christian McCaffrey/Kyle Allen/DJ Moore vs. Carolina, 11/10/19

132 yards/178/128 yards, James Starks/James Jones/Randall Cobb vs. Washington, 09/15/13

100-YARD RUSHER/TWO 100-YARD RECEIVERS

137 yards/116/102 yards, Rob Kelley/Pierre Garcon/Jamison Crowder @ Washington, 11/20/16

123/115 yards/385 yards, Marquez Valdes-Scantling/Davante Adams/Aaron Rodgers @ Minnesota, 11/21/21

TWO 100-YARD RECEIVERS/300-YARD PASSER

143/103 yards/310 yards, Jaylen Waddle/Tyreek Hill/Tua Tagovailoa @ Miami, 12/25/22

## DEFENSE

35 yards, Jaire Alexander: (:58) (Shotgun) 8-W Lewis pass short right intended for 10-D.Hopkins INTERCEPTED by 23-J.Alexander at TEN 35. 23-J.Alexander for 35 yards, TOUCHDOWN. @ Tennessee, 09/22/24

INTERCEPTED PASS RETURNED FOR A TOUCHDOWN

27 yards, Kerby Joseph: (:42) (No Huddle, Shotgun) 10-J.Love pass short right intended for 8-J.Jacobs INTERCEPTED by 31-K.Joseph [34-A.Anzalone] at GB 27. 31-K.Joseph for 27 yards, TOUCHDOWN vs. Detroit, 11/03/24

27 yards, Jonathan Owens: (2:23) (Shotgun) 16-J.Goff sacked at DET 19 for -4 yards (52-R.Gary). FUMBLES (52-R.Gary) [52-R.Gary], RECOVERED by GB 34-J.Owens at DET 27. 34-J.Owens for 27 yards, TOUCHDOWN. The Replay Official reviewed the fumble ruling, and the play was Upheld. The ruling on the field stands. @ Detroit, 11/23/23

FUMBLE RETURNED FOR A TOUCHDOWN

15 yards, Desmond Trufant: (14:17) (Shotgun) 12-A.Rodgers sacked at GB 21 for -9 yards (44-V.Beasley). FUMBLES (44-V.Beasley) [44-V.Beasley], RECOVERED by ATL 21-D.Trufant at GB 15. 21-D.Trufant for 15 yards, TOUCHDOWN. The Replay Official reviewed the backward pass ruling, and the play was Upheld. The ruling on the field stands. @ Atlanta, 09/17/17

Joshua Deguara: (:15) (Punt formation) 6-J.Gillan left end ran oh in End Zone for -3 yards, SAFETY (81-J.Deguara). Penalty on NYG-27-J.Pinnock, Offensive Holding, declined. vs. N.Y. Giants, 10/09/22

SAFETY SCORED

Mark Barron: (2:54) 33-A.Jones up the middle tackled in End Zone for -1 yards, SAFETY (26-M.Barron). @ L.A. Rams, 10/28/18

Green Bay 34, New Orleans 0 vs. New Orleans, 12/23/24

SHUTOUT

Detroit 31, Green Bay 0 vs. Detroit, 12/30/18

\* Never Has Happened \*

SIX-SACK GAME

\* Never Has Happened \*

5.0 sk, Vonnie Holliday vs. Buffalo, 12/22/02

FIVE-SACK GAME

5.0 sk, Antwan Odom vs. Cincinnati, 09/20/09

4.0 sk, Kabeer Gbaja-Biamila @ Chicago, 01/02/05

FOUR-SACK GAME

4.0 sk, Chris Clemons @ Seattle, 09/24/12

3.0 sk, Micah Parsons @ Arizona, 10/19/25

THREE-SACK GAME

3.0 sk, Ezekiel Ansah @ Detroit, 12/31/17

2.5 sk, Micah Parsons @ Detroit, 11/27/25

TWO-SACK GAME

2.0 sk, Dallas Turner @ Minnesota, 01/04/26

\* Never Has Happened \*

TWO INTERCEPTIONS BY TEAMMATES

Deltha O'Neal: (0, 21)/Odell Thurman: (0, 10) @ Cincinnati, 10/30/05

2 fr, Morgan Burnett @ Detroit, 11/28/13

TWO OPPONENT FUMBLE RECOVERIES

2 fr, Eric Kendricks @ Minnesota, 12/23/19

75t yards, Darnell Savage vs. Minnesota, 01/01/23

70+ YARD INTERCEPTION RETURN

75t yards, William Jackson III vs. Cincinnati, 09/24/17

2 ints, Rudy Ford vs. Dallas, 11/13/22

TWO INTERCEPTIONS

2 ints, Robert Spillane @ Las Vegas, 10/09/23

3 ints, Tom Flynn vs. Detroit, 10/28/84

THREE INTERCEPTIONS

3 ints, Vencie Glenn @ Minnesota, 12/27/92

4 ints, Willie Buchanon @ San Diego, 09/24/78

FOUR INTERCEPTIONS

\* Never Has Happened \*

24 yards, Detroit 40, Green Bay 10 @ Detroit, 11/28/13

LESS THAN 25 RUSHING YARDS

16 yards, Green Bay 20, Tampa Bay 3 @ Tampa Bay, 12/21/14

27 yards, Detroit 34, Green Bay 20 vs. Detroit, 09/28/23

LESS THAN 50 RUSHING YARDS

46 yards, Green Bay 27, Detroit 13 vs. Detroit, 09/07/25

89 yards, Denver 34, Green Bay 26 @ Denver, 12/14/25

LESS THAN 100 RUSHING YARDS

79 yards, Baltimore 41, Green Bay 24 vs. Baltimore, 12/27/25

-7 yards, Minnesota 16, Green Bay 3 @ Minnesota, 01/04/26

LESS THAN 50 NET PASSING YARDS

48 yards, Green Bay 27, Chicago 10 vs. Chicago, 09/18/22

-7 yards, Minnesota 16, Green Bay 3 @ Minnesota, 01/04/26

LESS THAN 100 NET PASSING YARDS

52 yards, Green Bay 23, Minnesota 6 vs. Minnesota, 11/23/25

-7 yards, Minnesota 16, Green Bay 3 @ Minnesota, 01/04/26

LESS THAN 150 NET PASSING YARDS

107 yards, Baltimore 41, Green Bay 24 vs. Baltimore, 12/27/25

145 yards, Green Bay 23, Minnesota 6 vs. Minnesota, 11/23/25

LESS THAN 150 YARDS NET OFFENSE

121 yards, Minnesota 16, Green Bay 3 @ Minnesota, 01/04/26

145 yards, Green Bay 23, Minnesota 6 vs. Minnesota, 11/23/25

LESS THAN 200 YARDS NET OFFENSE

121 yards, Minnesota 16, Green Bay 3 @ Minnesota, 01/04/26

145 yards, Green Bay 23, Minnesota 6 vs. Minnesota, 11/23/25

LESS THAN 300 YARDS NET OFFENSE

121 yards, Minnesota 16, Green Bay 3 @ Minnesota, 01/04/26

3 to, Green Bay 23, Minnesota 6 vs. Minnesota, 11/23/25

FORCED THREE-PLUS TURNOVERS

3 to, Green Bay 24, Houston 22 vs. Houston, 10/20/24

4 to, Minnesota 31, Green Bay 29 vs. Minnesota, 09/29/24

FORCED FOUR-PLUS TURNOVERS

4 to, Green Bay 41, Minnesota 17 vs. Minnesota, 01/01/23

# THE LAST TIME

5 to, Baltimore 23, Green Bay 0 vs. Baltimore, 11/19/17	FORCED FIVE-PLUS TURNOVERS	6 to, Green Bay 38, Seattle 10 vs. Seattle, 12/11/16
2 to, Baltimore 41, Green Bay 24 vs. Baltimore, 12/27/25	AT LEAST ONE TURNOVER	1 to, Minnesota 16, Green Bay 3 @ Minnesota, 01/04/26
SPECIAL TEAMS		
105 yards, Keisean Nixon: 1-G.Joseph kicks 70 yards from MIN 35 to GB -5. 25-K.Nixon for 105 yards, TOUCHDOWN. VS. Minnesota, 01/01/23	KICKOFF RETURNED FOR A TOUCHDOWN	99 yards, Andre Roberts: 2-M.Crosby kicks 64 yards from GB 35 to NYJ 1. 19-A.Roberts for 89 yards, TOUCHDOWN. @ N.Y. Jets, 12/23/18
55 yards, Micah Hyde: (5:04) 6-S.Martin punts 45 yards to GB 45. Center-49-D.Muhlbach. 33-M.Hyde for 55 yards, TOUCHDOWN. vs. Detroit, 12/28/14	PUNT RETURNED FOR A TOUCHDOWN	94 yards, Josh Blackwell: (6:52) 19-D.Wheelan punts 38 yards to CHI 6, Center-42-M.Orzech. 39-J.Blackwell for 94 yards, TOUCHDOWN. vs. Chicago, 01/05/25
57 yards, Willie Buchanon (Chester Marcol, Kicker) @ New Orleans, 12/17/72	BLOCKED FIELD GOAL RETURNED FOR A TOUCHDOWN	61 yards, Shawn Springs: (8:10) R.Longwell 50 yard field goal is BLOCKED (L.King). Center-R.Davis, Holder-M.Hasselbeck, RECOVERED by SEA-S.Springs at SEA 39. S.Springs for 51 yards, TOUCHDOWN. vs. Seattle, 11/01/99
Geronimo Allison: (7:33) 6-M.Wile punt is BLOCKED by 81-G.Allison, Center-47-K.McDermott, RECOVERED by GB-37-J.Jackson at MIN -1. TOUCHDOWN. vs. Minnesota, 09/16/18	BLOCKED PUNT RETURNED FOR A TOUCHDOWN	Michael Clemons: (5:52) 16-P.O'Donnell punt is BLOCKED by 72-M.Clemons, Center-56-J.Coco, RECOVERED by NYJ-39-W.Parks at GB 20. 39-W.Parks for 20 yards, TOUCHDOWN. VS. N.Y. Jets, 10/18/22
53 yards, Brandon McManus: (7:06) 17-B.McManus 53 yard field goal is GOOD. Center-42-M.Orzech, Holder-19-D.Wheelan. @ Denver, 12/14/25	MADE FIELD GOAL OF 50 YARDS OR LONGER	51 yards, Cairo Santos: (10:57) 8-C.Santos 51 yard field goal is GOOD. Center-46-S.Daly, Holder-19-T.Taylor. @ Chicago, 12/20/25
43 yards, Brandon McManus: (2:7) 17-B.McManus 43 yard field goal is BLOCKED (93-S.Harris). Center-42-M.Orzech, Holder-19-D.Wheelan. RECOVERED by CLV-Q.G.Newsome at CLV 47. @ Cleveland, 09/21/25	BLOCKED FIELD GOAL	46 yards, Cairo Santos: (0:3) 8-C.Santos 46 yard field goal is BLOCKED (94-K.Brooks). Center-46-S.Daly, Holder-19-T.Taylor. @ Chicago, 11/17/24
Pat O'Donnell: (11:59) 16-P.O'Donnell punt is BLOCKED by 44-J.Metellus, Center-56-J.Coco, recovered by GB-6-D.Levitt at GB 4. 6-D.Levitt to GB 1 for -3 yards (91-P.Jones). VS. Minnesota, 01/01/23	BLOCKED PUNT	Matt Wile: (7:33) 6-M.Wile punt is BLOCKED by 81-G.Allison, Center-47-K.McDermott, RECOVERED by GB-37-J.Jackson at MIN -1. TOUCHDOWN. vs. Minnesota, 09/16/18
Baltimore 41, Green Bay 24 vs. Baltimore, 12/27/25	NO PUNTS	Green Bay 24, Washington 10 vs. Washington, 10/24/21
Lucas Havrisik/Lucas Havrisik: 35-L.Havrisik extra point is No Good, Wide Left. Center-42-M.Orzech, Holder-19-D.Wheelan.35-L.Havrisik extra point is No Good, Wide Right, Center-42-M.Orzech, Holder-19-D.Wheelan. @ N.Y. Giants, 11/16/25	MISSED POINT AFTER TOUCHDOWN ATTEMPT	Younghoe Koo: 37-Y.Koo extra point is No Good, Wide Left, Center-59-C.Kreiter, Holder-12-J.Gillan. @ N.Y. Giants, 11/16/25
Joshua Karty [Colby Wooden blocked]: 16-J.Karty extra point is Blocked (96-C.Wooden). Center-47-A.Ward, Holder-42-E.Evans. @ L.A. Rams, 10/06/24	POINT AFTER TOUCHDOWN ATTEMPT BLOCKED	Brandon McManus [Juanyeh Thomas blocked]: 17-B.McManus extra point is Blocked (2-J.Thomas). Center-42-M.Orzech, Holder-19-D.Wheelan. DEFENSIVE TWO-POINT ATTEMPT. 14-M.Bell recovered the blocked kick. ATTEMPT SUCCEEDS. @ Dallas, 09/28/25
Jermaine Whitehead: 2-M.Crosby kicks onside 14 yards from GB 35 to GB 49. RECOVERED by GB-35-J.Whitehead. @ Detroit, 12/31/17	SUCCESSFUL ONSIDE KICK	Josh Blackwell: 8-C.Santos kicks onside 12 yards from CHI 35 to CHI 47, impetus ends at CHI 47. RECOVERED by CHI-39-J.Blackwell. GB-87-R.Doubs was injured during the play. @ Chicago, 12/20/25
4 fg, Brandon McManus: (53, 26, 35, 37) @ Denver, 12/14/25	FOUR FIELD GOALS	4 fg, Chris Boswell: (56, 50, 48, 56) @ Pittsburgh, 10/26/25
5 fg, Mason Crosby: (37, 40, 31, 48, 36) vs. Minnesota, 09/16/18	FIVE FIELD GOALS	5 fg, Matt Prater: (26, 22, 41, 51, 54) vs. Detroit, 10/14/19
* Never Has Happened *	SIX FIELD GOALS	* Never Has Happened *
53 yards, Brandon McManus: (10:58) 17-B.McManus 37 yard field goal is GOOD. Center-42-M.Orzech, Holder-19-D.Wheelan. @ Denver, 12/14/25	50-59 YARD FIELD GOAL	51 yards, Cairo Santos: (2:04) 8-C.Santos 43 yard field goal is GOOD. Center-46-S.Daly, Holder-19-T.Taylor. @ Chicago, 12/20/25
61 yards, Lucas Havrisik: (:01) 35-L.Havrisik 61 yard field goal is GOOD. Center-42-M.Orzech, Holder-19-D.Wheelan. @ Arizona, 10/19/25	60+ YARD FIELD GOAL	63 yards, David Akers: (:02) 2-D.Akers 63 yard field goal is GOOD. Center-86-B.Jennings, Holder-4-A.Lee. vs. San Francisco, 09/09/12
3 fg, Brandon McManus: (26, 22, 28) @ Chicago, 12/20/25	THREE FIELD GOALS	3 fg, Will Reichard: (43, 25, 37) @ Minnesota, 01/04/26
65 yards, Trevor Davis @ Cleveland, 12/10/17	50-69 YARD PUNT RETURN	62t yards, Devin Hester @ Chicago, 09/27/10
75t yards, Micah Hyde vs. Philadelphia, 11/16/14	70-89 YARD PUNT RETURN	76t yards, Rashid Shaheed vs. New Orleans, 09/24/23
93t yards, Micah Hyde @ Minnesota, 10/27/13	90+ YARD PUNT RETURN	94t yards, Josh Blackwell vs. Chicago, 01/05/25
68 yds, Daniel Whelan @ Minnesota, 01/04/26	60-69 YARD PUNT	63 yds, Tory Taylor vs. Chicago, 12/07/25
72 yds, Daniel Whelan @ Detroit, 11/27/25	70+ YARD PUNT	73 yds, Logan Cooke @ Jacksonville, 10/27/24
10 punts, Jon Ryan vs. New England, 11/19/06	PUNTED 10+ TIMES	10 punts, Chris Kluwe vs. Minnesota, 12/21/06
51 yards, Keisean Nixon vs. L.A. Rams, 11/05/23	50-69 YARD KICKOFF RETURN	50 yards, Deebo Samuel Sr. vs. Washington, 09/11/25
70 yards, Jeff Janis @ Minnesota, 11/22/15	70-89 YARD KICKOFF RETURN	71 yards, Jamal Agnew @ Detroit, 12/13/20
105t yards, Keisean Nixon vs. Minnesota, 01/01/23	90+ YARD KICKOFF RETURN	99t yards, Andre Roberts @ N.Y. Jets, 12/23/18
TEAM/MISCELLANEOUS		
454 yards, Green Bay 454, Pittsburgh 295 @ Pittsburgh, 10/26/25	400+ TOTAL YARDS OF OFFENSE	414 yards, Baltimore 414, Green Bay 363 vs. Baltimore, 12/27/25
522 yards, Green Bay 522, Minnesota 382 @ Minnesota, 09/13/20	500+ TOTAL YARDS OF OFFENSE	500 yards, Philadelphia 500, Green Bay 342 @ Philadelphia, 11/27/22

# THE LAST TIME

ST: (6:33) (Shotgun) K.Cousins pass short middle intended for T.Hockenson INTERCEPTED by D.Savage (R.Douglas) at GB 25. D.Savage for 75 yards, TOUCHDOWN.DEF: (9:31) A.Rodgers scrambles right end for 2 yards, TOUCHDOWN.DEF: (2:48) (Shotgun) A.Rodgers pass deep right to R.Tonyan for 21 yards, TOUCHDOWN.DEF: (1:50:00) A.Dillon left tackle for 2 yards, TOUCHDOWN.OFF: G.Joseph kicks 70 yards from MIN 35 to GB -5, K.Nixon for 105 yards, TOUCHDOWN. vs. Minnesota, 01/01/23

## TOUCHDOWN ON OFFENSE, DEFENSE AND SPECIAL TEAMS

ST: (4:20) (Shotgun) J.Freeman pass short right to S.Strouther for 7 yards, TOUCHDOWN.ST: (8:52) (Shotgun) J.Freeman pass short right to D.Ward for 6 yards, TOUCHDOWN.ST: (11:44) (Shotgun) J.Freeman pass short left to K.Winslow for 7 yards, TOUCHDOWN.DEF: (5:2) (Shotgun) A.Rodgers pass deep left intended for D.Driver INTERCEPTED by T.Jackson at GB 35. T.Jackson for 35 yards, TOUCHDOWN.OFF: (12:09) (Punt formation) J.Kapinos punt is BLOCKED by G.Hayes, Center-B.Goode, RECOVERED by TB-R.Barber at GB 31. R.Barber for 31 yards, TOUCHDOWN. @ Tampa Bay, 11/08/09

Jordan Love: TWO-POINT CONVERSION ATTEMPT. 10-J.Love pass to 23-E.Wilson is complete. ATTEMPT SUCCEEDS. @ N.Y. Giants, 11/16/25	MADE TWO-POINT CONVERSION	Kyle Monangai: TWO-POINT CONVERSION ATTEMPT. 25-K.Monangai rushes up the middle. ATTEMPT SUCCEEDS. vs. Chicago, 12/07/25
Malik Willis: TWO-POINT CONVERSION ATTEMPT. 2-M.Willis pass to 11-J.Reed is incomplete. ATTEMPT FAILS. vs. Chicago, 01/05/25	FAILED TWO-POINT CONVERSION	RJ Harvey: TWO-POINT CONVERSION ATTEMPT. 12-R.Harvey rushes left end. ATTEMPT FAILS. @ Denver, 12/14/25
Green Bay 53, Philadelphia 20 vs. Philadelphia, 11/16/14	50+ POINTS	New Orleans 51, Green Bay 29 @ New Orleans, 11/24/08
Dallas 40, Green Bay 40 @ Dallas, 09/28/25	40+ POINTS	Baltimore 41, Green Bay 24 vs. Baltimore, 12/27/25
Green Bay 31, Dallas 28 vs. Dallas, 11/13/22	OVERTIME WIN	Chicago 22, Green Bay 16 @ Chicago, 12/20/25
Chicago 22, Green Bay 16 @ Chicago, 12/20/25	OVERTIME LOSS	Green Bay 31, Dallas 28 vs. Dallas, 11/13/22
Dallas 40, Green Bay 40 @ Dallas, 09/28/25	OVERTIME TIE	Dallas 40, Green Bay 40 @ Dallas, 09/28/25
Green Bay 20, Detroit 6 @ Detroit, 11/23/23	20 FIRST-QUARTER POINTS	Tennessee 21, Green Bay 0 @ Tennessee, 11/13/16
Green Bay 21, Chicago 0 vs. Chicago, 09/18/22	20 SECOND-QUARTER POINTS	Baltimore 20, Green Bay 7 vs. Baltimore, 12/27/25
Green Bay 20, Minnesota 0 @ Minnesota, 10/23/11	20 THIRD-QUARTER POINTS	Arizona 21, Green Bay 8 @ Arizona, 12/27/15
Green Bay 21, Pittsburgh 6 @ Pittsburgh, 10/26/25	20 FOURTH-QUARTER POINTS	Minnesota 24, Green Bay 14 @ Minnesota, 09/13/20
Green Bay 34, New Orleans 0 vs. New Orleans, 12/23/24	SHUTOUT AT HOME	Detroit 31, Green Bay 0 vs. Detroit, 12/30/18
Green Bay 9, N.Y. Jets 0 @ N.Y. Jets, 10/31/10	SHUTOUT ON THE ROAD	* Never Has Happened *
Green Bay 31, Dallas 28 vs. Dallas, 11/13/22	OVERTIME WIN AT HOME	Miami 23, Green Bay 20 vs. Miami, 10/17/10
Green Bay 25, Cincinnati 22 @ Cincinnati, 10/10/21	OVERTIME WIN ON THE ROAD	Chicago 22, Green Bay 16 @ Chicago, 12/20/25
10 pen. Denver 34, Green Bay 26 @ Denver, 12/14/25	10 PENALTIES	10 pen. Chicago 22, Green Bay 16 @ Chicago, 12/20/25
0 pen. Detroit 37, Green Bay 30 @ Detroit, 01/09/22	NO PENALTIES	0 pen. Tampa Bay 38, Green Bay 10 @ Tampa Bay, 10/18/20
0 to, Minnesota 16, Green Bay 3 @ Minnesota, 01/04/26	NO TURNOVERS	0 to, Baltimore 41, Green Bay 24 vs. Baltimore, 12/27/25
3 td. Baltimore 41, Green Bay 24 (5:51) (Shotgun) M.Willis pass deep middle to C.Watson for 39 yards, TOUCHDOWN. (1:30) (No Huddle, Shotgun) M.Willis right end for 22 yards, TOUCHDOWN. (2:08) (No Huddle, Shotgun) M.Willis scrambles right end for 11 yards, TOUCHDOWN. vs. Baltimore, 12/27/25	THREE TOTAL TOUCHDOWNS	3 td. Green Bay 31, Detroit 24 (7:58) (Shotgun) D.Skipper reported in as eligible. Direct snap to D.Montgomery. D.Montgomery right guard for 3 yards, TOUCHDOWN. (:31) (Shotgun) J.Goff pass short left to J.Williams for 22 yards, TOUCHDOWN. (7:32) J.Goff pass deep left to I.TeSlaa for 17 yards, TOUCHDOWN. @ Detroit, 11/27/25
4 td. Green Bay 28, Chicago 21 (9:25) (Shotgun) J.Love pass deep middle to C.Watson for 23 yards, TOUCHDOWN. (4:5) (Shotgun) J.Love pass deep middle to B.Melton for 45 yards, TOUCHDOWN. (6:17) (Shotgun) J.Love pass short middle to C.Watson for 41 yards, TOUCHDOWN. (3:37) (Shotgun) J.Jacobs up the middle for 2 yards, TOUCHDOWN. vs. Chicago, 12/07/25	FOUR TOTAL TOUCHDOWNS	4 td. Detroit 34, Green Bay 31 (9:44) D.Montgomery right end for 3 yards, TOUCHDOWN. (:14) (Shotgun) J.Goff pass short middle to J.Gibbs for 2 yards, TOUCHDOWN (R.Gary). (5:05) (Shotgun) J.Goff pass short right to T.Patrick for 3 yards, TOUCHDOWN. (8:43) J.Goff pass short middle to T.Patrick for 1 yard, TOUCHDOWN. @ Detroit, 12/05/24
40:11 TOP, Green Bay 16, Indianapolis 10 vs. Indianapolis, 09/15/24	OVER 40:00 TIME OF POSSESSION (NON-OT)	40:16 TOP, Baltimore 41, Green Bay 24 vs. Baltimore, 12/27/25
@ Detroit, 11/27/25	NO SACKS/NO INTERCEPTIONS ALLOWED	@ Chicago, 12/20/25
(7, 6, 7, 17, 3 Points), Dallas 40, Green Bay 40 @ Dallas, 09/28/25	SCORE TOUCHDOWN IN EACH QUARTER	(7, 10, 7, 10 Points), Detroit 34, Green Bay 31 @ Detroit, 12/05/24
31 (first half), Green Bay 34, Detroit 27 vs. Detroit, 09/25/16	30 ONE-HALF POINTS	35 (first half), Tennessee 47, Green Bay 25 @ Tennessee, 11/13/16
Green Bay 34, New Orleans 0 vs. New Orleans, 12/23/24	WON GAME BY 20+ POINTS	New Orleans 38, Green Bay 3 @ New Orleans, 09/12/21

# THE LAST TIME (POSTSEASON)

## BY PACKERS

## BY OPPONENT

### PASSING

* Never Has Happened *	500+ YARDS PASSING	* Never Has Happened *
48 att., Aaron Rodgers vs. Tampa Bay, 01/24/21	40+ PASS ATTEMPTS	60 att., Dak Prescott @ Dallas, 01/14/24
* Never Has Happened *	50+ PASS ATTEMPTS	60 att., Dak Prescott @ Dallas, 01/14/24
423 yards, Aaron Rodgers @ Arizona, 01/10/10	400+ YARDS PASSING	403 yards, Dak Prescott @ Dallas, 01/14/24
346 yards, Aaron Rodgers vs. Tampa Bay, 01/24/21	300+ YARDS PASSING	392 yards, Matt Ryan @ Atlanta, 01/22/17
* Never Has Happened *	SEVEN TOUCHDOWN PASSES	* Never Has Happened *
* Never Has Happened *	SIX TOUCHDOWN PASSES	* Never Has Happened *
* Never Has Happened *	FIVE TOUCHDOWN PASSES	5 tds, Kurt Warner @ Arizona, 01/10/10
4 tds, Aaron Rodgers: (5, 42, 30, 16) vs. N.Y. Giants, 01/08/17	FOUR TOUCHDOWN PASSES	4 tds, Matt Ryan: (2, 5, 73, 4) @ Atlanta, 01/22/17
3 tds, Jordan Love: (20, 38, 3) @ Dallas, 01/14/24	THREE TOUCHDOWN PASSES	3 tds, Dak Prescott: (1, 7, 14) @ Dallas, 01/14/24
* Never Has Happened *	SEVEN INTERCEPTIONS THROWN	* Never Has Happened *
6 ints, Brett Favre @ St. Louis, 01/20/02	SIX INTERCEPTIONS THROWN	* Never Has Happened *
* Never Has Happened *	FIVE INTERCEPTIONS THROWN	* Never Has Happened *
4 ints, Brett Favre vs. Minnesota, 01/09/05	FOUR INTERCEPTIONS THROWN	4 ints, Russell Wilson @ Seattle, 01/18/15
* Never Has Happened *	THREE INTERCEPTIONS THROWN	3 ints, Tom Brady vs. Tampa Bay, 01/24/21
2 ints, Jordan Love @ San Francisco, 01/20/24	TWO INTERCEPTIONS THROWN	2 ints, Dak Prescott @ Dallas, 01/14/24

### RUSHING

* Never Has Happened *	300+ YARDS RUSHING	* Never Has Happened *
201 yards, Ryan Grant vs. Seattle, 01/12/08	200+ YARDS RUSHING	220 yards, Raheem Mostert @ San Francisco, 01/19/20
156 yards, Ahman Green @ Philadelphia, 01/11/04	150-199 YARDS RUSHING	157 yards, Marshawn Lynch @ Seattle, 01/18/15
108 yards, Aaron Jones @ San Francisco, 01/20/24	100+ YARDS RUSHING	125 yards, Ezekiel Elliott @ Dallas, 01/15/17
108 yards, Aaron Jones @ San Francisco, 01/20/24	100-149 YARDS RUSHING	125 yards, Ezekiel Elliott @ Dallas, 01/15/17
* Never Has Happened *	TWO 100-YARD RUSHERS	181 yards/119 yards, Colin Kaepernick/Frank Gore @ San Francisco, 01/12/13
108 yards, Aaron Jones @ San Francisco, 01/20/24	75+ YARDS RUSHING	98 yards, Christian McCaffrey @ San Francisco, 01/20/24
65 yards, Jamaal Williams vs. L.A. Rams, 01/16/21	50-74 YARDS RUSHING	56 yards, Tony Pollard @ Dallas, 01/14/24
* Never Has Happened *	FIVE TOUCHDOWNS RUSHING	* Never Has Happened *
* Never Has Happened *	FOUR TOUCHDOWNS RUSHING	4 tds, Raheem Mostert: (36, 9, 18, 22) @ San Francisco, 01/19/20
3 tds, Aaron Jones: (3, 1, 9) @ Dallas, 01/14/24	THREE TOUCHDOWNS RUSHING	3 tds, Shaun Alexander: (1, 1, 1) vs. Seattle, 01/04/04
2 tds, Aaron Jones: (1, 1) vs. Seattle, 01/12/20	TWO TOUCHDOWNS RUSHING	2 tds, Christian McCaffrey: (39, 6) @ San Francisco, 01/20/24
* Never Has Happened *	TWO PLAYERS WITH TWO TDS RUSHING	* Never Has Happened *
* Never Has Happened *	THREE PLAYERS WITH ONE TD RUSHING	* Never Has Happened *
* Never Has Happened *	30+ RUSHING ATTEMPTS	* Never Has Happened *
* Never Has Happened *	40+ RUSHING ATTEMPTS	* Never Has Happened *
* Never Has Happened *	400+ YARDS RUSHING (TEAM)	* Never Has Happened *
* Never Has Happened *	300+ YARDS RUSHING (TEAM)	323 yards, San Francisco 45, Green Bay 31 @ San Francisco, 01/12/13
235 yards, Green Bay 42, Seattle 20 vs. Seattle, 01/12/08	200+ YARDS RUSHING (TEAM)	285 yards, San Francisco 37, Green Bay 20 @ San Francisco, 01/20/20

### RECEIVING

125 yards/116 yards, Davante Adams/Randall Cobb vs. N.Y. Giants, 01/08/17	TWO 100-YARD RECEIVERS	110 yards/103 yards, CeeDee Lamb/Michael Gallup @ Dallas, 01/14/24
151 yards, Romeo Doubs @ Dallas, 01/14/24	100+ YARDS RECEIVING	110 yards/103 yards, CeeDee Lamb/Michael Gallup @ Dallas, 01/14/24
* Never Has Happened *	200+ YARDS RECEIVING	* Never Has Happened *
* Never Has Happened *	300+ YARDS RECEIVING	* Never Has Happened *
* Never Has Happened *	FIVE TOUCHDOWN RECEPTIONS	* Never Has Happened *
* Never Has Happened *	FOUR TOUCHDOWN RECEPTIONS	* Never Has Happened *





# THE LAST TIME (POSTSEASON)

3 tds, Randall Cobb: (42, 30, 16) vs. N.Y. Giants, 01/08/17	THREE TOUCHDOWN RECEPTIONS	3 tds, Jake Ferguson: (1, 7, 14) @ Dallas, 01/14/24
2 tds, Davante Adams: (20, 40) vs. Seattle, 01/12/20	TWO TOUCHDOWN RECEPTIONS	2 tds, Julio Jones: (5, 73) @ Atlanta, 01/22/17
* Never Has Happened *	TWO PLAYERS WITH TWO TD RECEPTIONS	Larry Fitzgerald: (33, 11)/Early Doucet: (15, 15) @ Arizona, 01/10/10
151 yards, Romeo Doubs @ Dallas, 01/14/24	150+ YARDS RECEIVING	180 yards, Julio Jones @ Atlanta, 01/22/17
* Never Has Happened *	10 OR MORE RECEPTIONS	10 , Jake Ferguson @ Dallas, 01/14/24
<b>COMBINED YARDS</b>		
101 yards/316 yards, Eddie Lacy/Aaron Rodgers vs. Dallas, 01/11/15	100-YARD RUSHER AND 300-YARD PASSER	124 yards/302 yards, Ezekiel Elliott/Dak Prescott @ Dallas, 01/15/17
115 yards/346 yards, Marquez Valdes-Scantling/Aaron Rodgers vs. Tampa Bay, 01/24/21	100-YARD RECEIVER AND 300-YARD PASSER	110/103 yards/403 yards, CeeDee Lamb/Michael Gallup/Dak Prescott @ Dallas, 01/14/24
118 yards/151 yards, Aaron Jones/Romeo Doubs @ Dallas, 01/14/24	100-YARD RUSHER AND 100-YARD RECEIVER	124 yards/132 yards, Ezekiel Elliott/Dez Bryant @ Dallas, 01/15/17
101 yards/316 yards/116 yards, Eddie Lacy/Aaron Rodgers Randall Cobb vs. Dallas, 01/11/15	100-YARD RUSHER, 300-YARD PASSER, 100-YARD RECEIVER	124 yards/302 yards/132 yards, Ezekiel Elliott/Dak Prescott Dez Bryant @ Dallas, 01/15/17
101 yards/116/117 yards, Eddie Lacy/Randall Cobb/Davante Adams vs. Dallas, 01/11/15	100-YARD RUSHER/TWO 100-YARD RECEIVERS	* Never Has Happened *
125/116 yards/362 yards, Davante Adams/Randall Cobb/Aaron Rodgers vs. N.Y. Giants, 01/08/17	TWO 100-YARD RECEIVERS/300-YARD PASSER	110/103 yards/403 yards, CeeDee Lamb/Michael Gallup/Dak Prescott @ Dallas, 01/14/24
<b>DEFENSE</b>		
64 yards, Darnell Savage: (2:00) (Shotgun) 4-D Prescott pass short left intended for 86-C Lamb INTERCEPTED by 26-D Savage at GB 36. 26-D Savage for 64 yards, TOUCHDOWN. @ Dallas, 01/14/24	INTERCEPTED PASS RETURNED FOR A TOUCHDOWN	* Never Has Happened *
* Never Has Happened *	FUMBLE RETURNED FOR A TOUCHDOWN	17 yards, Karlos Dansby: (13:50) (Shotgun) 12-A Rodgers sacked at GB 17 for -7 yards (27-M Adams). FUMBLES (27-M Adams) (27-M Adams), RECOVERED by ARZ-58-K Dansby at GB 17. 58-K Dansby for 17 yards, TOUCHDOWN. @ Arizona, 01/10/10
* Never Has Happened *	SAFETY SCORED	Preston Smith: (10:33) (Shotgun) 12-A Rodgers sacked in End Zone for -5 yards, SAFETY (94-P Smith). @ Washington, 01/10/16
* Never Has Happened *	SHUTOUT	* Never Has Happened *
* Never Has Happened *	SIX-SACK GAME	* Never Has Happened *
* Never Has Happened *	FIVE-SACK GAME	* Never Has Happened *
* Never Has Happened *	FOUR-SACK GAME	* Never Has Happened *
* Never Has Happened *	THREE-SACK GAME	3.0 sk, Shaquil Barrett vs. Tampa Bay, 01/24/21
2.0 sk, Rashan Gary vs. San Francisco, 01/22/22	TWO-SACK GAME	2.0 sk/2.0 sk, Arik Armstead/Nick Bosa vs. San Francisco, 01/22/22
* Never Has Happened *	TWO INTERCEPTIONS BY TEAMMATES	Tommy Polley/Aeneas Williams @ St. Louis, 01/20/02
* Never Has Happened *	TWO OPPONENT FUMBLE RECOVERIES	* Never Has Happened *
78 yards, Damarious Randall vs. N.Y. Giants, 01/08/17	70+ YARD INTERCEPTION RETURN	* Never Has Happened *
2 ints, Jaire Alexander vs. Tampa Bay, 01/24/21	TWO INTERCEPTIONS	2 ints, Dre Greenlaw @ San Francisco, 01/20/24
* Never Has Happened *	THREE INTERCEPTIONS	* Never Has Happened *
* Never Has Happened *	FOUR INTERCEPTIONS	* Never Has Happened *
* Never Has Happened *	LESS THAN 25 RUSHING YARDS	* Never Has Happened *
28 yards, N.Y. Giants 23, Green Bay 20 vs. N.Y. Giants, 01/20/08	LESS THAN 50 RUSHING YARDS	40 yards, Arizona 26, Green Bay 20 @ Arizona, 01/16/16
76 yards, Tampa Bay 31, Green Bay 26 vs. Tampa Bay, 01/24/21	LESS THAN 100 RUSHING YARDS	67 yards, San Francisco 13, Green Bay 10 vs. San Francisco, 01/22/22
* Never Has Happened *	LESS THAN 50 NET PASSING YARDS	* Never Has Happened *
* Never Has Happened *	LESS THAN 100 NET PASSING YARDS	69 yards, San Francisco 37, Green Bay 20 @ San Francisco, 01/19/20
* Never Has Happened *	LESS THAN 150 NET PASSING YARDS	106 yards, San Francisco 13, Green Bay 10 vs. San Francisco, 01/22/22
* Never Has Happened *	LESS THAN 150 YARDS NET OFFENSE	* Never Has Happened *
194 yards, Green Bay 48, Atlanta 21 @ Atlanta, 01/15/11	LESS THAN 200 YARDS NET OFFENSE	* Never Has Happened *
212 yards, San Francisco 13, Green Bay 10 vs. San Francisco, 01/22/22	LESS THAN 300 YARDS NET OFFENSE	263 yards, San Francisco 13, Green Bay 10 vs. San Francisco, 01/22/22

# THE LAST TIME (POSTSEASON)

3 to, Tampa Bay 31, Green Bay 26 vs. Tampa Bay, 01/24/21	FORCED THREE-PLUS TURNOVERS	3 to, San Francisco 37, Green Bay 20 @ San Francisco, 01/19/20
4 to, N.Y. Giants 37, Green Bay 20 vs. N.Y. Giants, 01/15/12	FORCED FOUR-PLUS TURNOVERS	4 to, Green Bay 48, Atlanta 21 @ Atlanta, 01/15/11
5 to, Atlanta 27, Green Bay 7 vs. Atlanta, 01/04/03	FORCED FIVE-PLUS TURNOVERS	5 to, Seattle 28, Green Bay 22 @ Seattle, 01/18/15
2 to, San Francisco 24, Green Bay 21 @ San Francisco, 01/20/24	AT LEAST ONE TURNOVER	2 to, Green Bay 48, Dallas 32 @ Dallas, 01/14/24

## SPECIAL TEAMS

* Never Has Happened *	KICKOFF RETURNED FOR A TOUCHDOWN	102 yards, Eric Weems: 2-M.Crosby kicks 72 yards from GB 30 to ATL -2. 14-E.Weems for 102 yards, TOUCHDOWN. @ Atlanta, 01/15/11
* Never Has Happened *	PUNT RETURNED FOR A TOUCHDOWN	* Never Has Happened *
* Never Has Happened *	BLOCKED FIELD GOAL RETURNED FOR A TOUCHDOWN	* Never Has Happened *
* Never Has Happened *	BLOCKED PUNT RETURNED FOR A TOUCHDOWN	Jordan Willis: (4:50) 7-C.Bojorquez punt is BLOCKED by 94-J.Willis, Center-46-S.Wirtel, RECOVERED by SF-29-T.Hufanga at GB 6. 29-T.Hufanga for 6 yards, TOUCHDOWN. vs. San Francisco, 01/22/22
56 yards, Mason Crosby: (1:38) (Field Goal formation) 2-M.Crosby 56 yard field goal is GOOD. Center-61-B.Goode, Holder-10-J.Schum. @ Dallas, 01/15/17	MADE FIELD GOAL OF 50 YARDS OR LONGER	52 yards, Jake Moody: (15:00) 4-J.Moody 52 yard field goal is GOOD. Center-46-T.Pepper, Holder-18-M.Wishnowsky. @ San Francisco, 01/20/24
39 yards, Mason Crosby: (0:3) 2-M.Crosby 39 yard field goal is BLOCKED (1-J.Ward), Center-46-S.Wirtel, Holder-7-C.Bojorquez, recovered by GB-7-C.Bojorquez at SF 29. vs. San Francisco, 01/22/22	BLOCKED FIELD GOAL	48 yards, Jake Moody: (1:10) 4-J.Moody 48 yard field goal is BLOCKED (9-C.Wooden), Center-46-T.Pepper, Holder-18-M.Wishnowsky. @ San Francisco, 01/20/24
Corey Bojorquez: (4:50) 7-C.Bojorquez punt is BLOCKED by 94-J.Willis, Center-46-S.Wirtel, RECOVERED by SF-29-T.Hufanga at GB 6. 29-T.Hufanga for 6 yards, TOUCHDOWN. vs. San Francisco, 01/22/22	BLOCKED PUNT	* Never Has Happened *
Green Bay 48, Atlanta 21 @ Atlanta, 01/15/11	NO PUNTS	* Never Has Happened *
Anders Carlson: 17-A.Carlson extra point is No Good, Hit Right Upright, Center-42-M.Orzech, Holder-19-D.Whehan. @ Dallas, 01/14/24	MISSED POINT AFTER TOUCHDOWN ATTEMPT	Brandon Aubrey: 17-B.Aubrey extra point is No Good, Hit Right Upright, Center-44-T.Sieg, Holder-5-B.Anger. @ Dallas, 01/14/24
* Never Has Happened *	POINT AFTER TOUCHDOWN ATTEMPT BLOCKED	Ryan Longwell [Dana Stubblefield blocked] vs. San Francisco, 01/13/02
Brandon Underwood: 2-M.Crosby kicks onside 13 yards from GB 30 to GB 43. RECOVERED by GB-33-B.Underwood. @ Arizona, 01/10/10	SUCCESSFUL ONSIDE KICK	Chris Matthews: (Onside Kick formation) 4-S.Hauschka kicks onside 15 yards from SEA 35 to 50, Impetus ends at SEA 48. RECOVERED by SEA-13-C.Matthews. @ Seattle, 01/18/15
* Never Has Happened *	FOUR FIELD GOALS	* Never Has Happened *
5 fg, Mason Crosby: (18. 19. 40. 48. 48) @ Seattle, 01/18/15	FIVE FIELD GOALS	* Never Has Happened *
* Never Has Happened *	SIX FIELD GOALS	* Never Has Happened *
56 yards, Mason Crosby: (0:3) (Field Goal formation) 2-M.Crosby 51 yard field goal is GOOD. Center-61-B.Goode, Holder-10-J.Schum. @ Dallas, 01/15/17	50-59 YARD FIELD GOAL	52 yards, Jake Moody: (15:00) 4-J.Moody 52 yard field goal is GOOD. Center-46-T.Pepper, Holder-18-M.Wishnowsky. @ San Francisco, 01/20/24
* Never Has Happened *	60+ YARD FIELD GOAL	* Never Has Happened *
* Never Has Happened *	THREE FIELD GOALS	3 fg, Robbie Gould: (54. 27. 42) @ San Francisco, 01/19/20
* Never Has Happened *	50-69 YARD PUNT RETURN	* Never Has Happened *
* Never Has Happened *	70-89 YARD PUNT RETURN	* Never Has Happened *
* Never Has Happened *	90+ YARD PUNT RETURN	* Never Has Happened *
62 yds, JK Scott @ San Francisco, 01/19/20	60-69 YARD PUNT	64 yds, Johnny Hekker vs. L.A. Rams, 01/16/21
* Never Has Happened *	70+ YARD PUNT	* Never Has Happened *
* Never Has Happened *	PUNTED 10+ TIMES	* Never Has Happened *
* Never Has Happened *	50-69 YARD KICKOFF RETURN	* Never Has Happened *
73 yards, Keisean Nixon @ San Francisco, 01/20/24	70-89 YARD KICKOFF RETURN	* Never Has Happened *
* Never Has Happened *	90+ YARD KICKOFF RETURN	102t yards, Eric Weems @ Atlanta, 01/15/11

## TEAM/MISCELLANEOUS

415 yards, Dallas 510, Green Bay 415 @ Dallas, 01/14/24	400+ TOTAL YARDS OF OFFENSE	493 yards, Atlanta 493, Green Bay 367 @ Atlanta, 01/22/17
* Never Has Happened *	500+ TOTAL YARDS OF OFFENSE	510 yards, Dallas 510, Green Bay 415 @ Dallas, 01/14/24
* Never Has Happened *	TOUCHDOWN ON OFFENSE, DEFENSE AND SPECIAL TEAMS	* Never Has Happened *
Jordan Love: TWO-POINT CONVERSION ATTEMPT. 10-J.Love pass to 33-A.Jones is complete. ATTEMPT SUCCEEDS. @ San Francisco, 01/20/24	MADE TWO-POINT CONVERSION	Rico Dowdle/Dak Prescott: TWO-POINT CONVERSION ATTEMPT. 23-R.Dowdle rushes left guard. ATTEMPT SUCCEEDS.TWO-POINT CONVERSION ATTEMPT. 4-D.Prescott rushes left end. ATTEMPT SUCCEEDS. @ Dallas, 01/14/24

# THE LAST TIME (POSTSEASON)

Aaron Rodgers: TWO-POINT CONVERSION ATTEMPT. 12-  
A.Rodgers pass to 19-E.St. Brown is incomplete. ATTEMPT  
FAILS. vs. Tampa Bay, 01/24/21

FAILED TWO-POINT CONVERSION

Russell Wilson: TWO-POINT CONVERSION ATTEMPT. 3-  
R.Wilson is sacked. ATTEMPT FAILS. vs. Seattle, 01/12/20

* Never Has Happened *	50+ POINTS	Arizona 51, Green Bay 45 @ Arizona, 01/10/10
Green Bay 48, Dallas 32 @ Dallas, 01/14/24	40+ POINTS	Atlanta 44, Green Bay 21 @ Atlanta, 01/22/17
Green Bay 33, Seattle 27 vs. Seattle, 01/04/04	OVERTIME WIN	Arizona 26, Green Bay 20 @ Arizona, 01/16/16
Arizona 26, Green Bay 20 @ Arizona, 01/16/16	OVERTIME LOSS	Green Bay 33, Seattle 27 vs. Seattle, 01/04/04
* Never Has Happened *	OVERTIME TIE	* Never Has Happened *
* Never Has Happened *	20 FIRST-QUARTER POINTS	* Never Has Happened *
Green Bay 20, Dallas 7 @ Dallas, 01/14/24	20 SECOND-QUARTER POINTS	San Francisco 20, Green Bay 9 @ San Francisco, 01/19/20
* Never Has Happened *	20 THIRD-QUARTER POINTS	* Never Has Happened *
Green Bay 21, Arizona 7 @ Arizona, 01/10/10	20 FOURTH-QUARTER POINTS	* Never Has Happened *
* Never Has Happened *	SHUTOUT AT HOME	* Never Has Happened *
* Never Has Happened *	SHUTOUT ON THE ROAD	* Never Has Happened *
Green Bay 33, Seattle 27 vs. Seattle, 01/04/04	OVERTIME WIN AT HOME	N.Y. Giants 23, Green Bay 20 vs. N.Y. Giants, 01/20/08
* Never Has Happened *	OVERTIME WIN ON THE ROAD	Arizona 26, Green Bay 20 @ Arizona, 01/16/16
10 pen, Green Bay 26, Dallas 21 vs. Dallas, 01/11/15	10 PENALTIES	* Never Has Happened *
* Never Has Happened *	NO PENALTIES	* Never Has Happened *
0 to, Green Bay 48, Dallas 32 @ Dallas, 01/14/24	NO TURNOVERS	0 to, San Francisco 24, Green Bay 21 @ San Francisco, 01/20/24
3 td, Tampa Bay 31, Green Bay 26 (14:15) (Shotgun) A.Rodgers pass deep right to M.Valdes-Scantling for 50 yards, TOUCHDOWN. (9:33) (Shotgun) A.Rodgers pass short middle to R.Tonyan for 8 yards, TOUCHDOWN. (2:26) (Shotgun) A.Rodgers pass short middle to D.Adams for 2 yards, TOUCHDOWN. vs. Tampa Bay, 01/24/21	THREE TOTAL TOUCHDOWNS	3 td, San Francisco 24, Green Bay 21 (8:48) (Shotgun) B.Purdy pass deep right to G.Kittle for 32 yards, TOUCHDOWN. (7:47) C.McCaffrey right guard for 39 yards, TOUCHDOWN. (1:11) C.McCaffrey right guard for 6 yards, TOUCHDOWN. @ San Francisco, 01/20/24
4 td, Green Bay 32, L.A. Rams 18 (11:40) (Shotgun) A.Rodgers pass short right to D.Adams for 1 yard, TOUCHDOWN. (3:36) (Shotgun) A.Rodgers scrambles right end for 1 yard, TOUCHDOWN. (12:14) A.Jones left guard for 1 yard, TOUCHDOWN. (7:00) A.Rodgers pass deep middle to A.Lazard for 58 yards, TOUCHDOWN. vs. L.A. Rams, 01/16/21	FOUR TOTAL TOUCHDOWNS	4 td, Green Bay 48, Dallas 32 (:02) (Shotgun) D.Prescott pass short right to J.Ferguson for 1 yard, TOUCHDOWN. (3:07) (Shotgun) T.Pollard up the middle for 1 yard, TOUCHDOWN. (5:58) (No Huddle, Shotgun) D.Prescott pass short middle to J.Ferguson for 7 yards, TOUCHDOWN. (3:30) (Shotgun) D.Prescott pass short middle to J.Ferguson for 14 yards, TOUCHDOWN. @ Dallas, 01/14/24
* Never Has Happened *	OVER 40:00 TIME OF POSSESSION (NON-OT)	* Never Has Happened *
@ Dallas, 01/14/24	NO SACKS/NO INTERCEPTIONS ALLOWED	@ Atlanta, 01/22/17
(7, 20, 14, 7 Points), Green Bay 48, Dallas 32 @ Dallas, 01/14/24	SCORE TOUCHDOWN IN EACH QUARTER	(10, 14, 13, 7 Points), Atlanta 44, Green Bay 21 @ Atlanta, 01/22/17
35 (second half), Arizona 51, Green Bay 45 @ Arizona, 01/10/10	30 ONE-HALF POINTS	* Never Has Happened *
Green Bay 38, N.Y. Giants 13 vs. N.Y. Giants, 01/08/17	WON GAME BY 20+ POINTS	Atlanta 44, Green Bay 21 @ Atlanta, 01/22/17



# TRANSACTIONS BY DATE

DATE	POS.	PLAYER	TRANSACTION
12/31	S	Zayne Anderson	Placed on injured reserve
12/31	S	Johnathan Baldwin	Signed to active roster from practice squad
12/31	G	Karsen Barnhart	Signed to practice squad
12/31	CB	Tyron Herring	Signed to practice squad
12/31	CB	Nate Hobbs	Placed on injured reserve
12/31	QB	Desmond Ridder	Signed to practice squad
12/31	QB	Clayton Tune	Signed to active roster from practice squad
12/30	CB	Shemar Bartholomew	Signed to active roster from practice squad
12/30	DL	Quinton Bohanna	Released
12/30	DL	Jonathan Ford	Claimed off waivers from the Chicago Bears
12/30	CB	Kamal Hadden	Placed on injured reserve
12/30	RB	Damien Martinez	Signed to practice squad
12/30	DL	Jordon Riley	Placed on injured reserve
12/30	CB	Jaylin Simpson	Signed to active roster from practice squad
12/27	TE	Drake Dabney	Elevated from practice squad to active roster for game day
12/27	QB	Clayton Tune	Elevated from practice squad to active roster for game day
12/26	LB	Kristian Welch	Placed on injured reserve
12/22	TE	John FitzPatrick	Placed on injured reserve
12/22	DL	Collin Oliver	Activated off reserve/physically unable to perform
12/19	DL	Brenton Cox Jr.	Activated off injured reserve
12/19	RB	MarShawn Lloyd	Placed on injured reserve
12/17	RB	MarShawn Lloyd	Activated off reserve/injured; designated for return
12/17	DL	Micha Parsons	Placed on injured reserve
12/13	RB	Pierre Strong Jr.	Elevated from practice squad to active roster for game day
12/6	DL	Quinton Bohanna	Claimed off waivers from the Seattle Seahawks
12/6	WR	Malik Heath	Released
12/6	WR	Jayden Reed	Activated off injured reserve
12/5	DL	Devonte Wyatt	Placed on injured reserve
12/3	DL	Jordon Riley	Signed to active roster from New York Giants' practice squad
12/3	WR	Will Sheppard	Signed to practice squad
12/2	CB	Shemar Bartholomew	Signed to practice squad
12/2	CB	Tyron Herring	Released from practice squad
12/2	WR	Michael Woods II	Released from practice squad
12/1	WR	Will Sheppard	Released
11/28	K	Lucas Havrisik	Signed to practice squad
11/26	K	Lucas Havrisik	Released
11/26	LB	Jamon Johnson	Elevated from practice squad to active roster for game day
11/26	WR	Will Sheppard	Signed to active roster from practice squad
11/26	DB	Jaylin Simpson	Elevated from practice squad to active roster for game day
11/22	LB	Jamon Johnson	Elevated from practice squad to active roster for game day
11/22	RB	Pierre Strong Jr.	Elevated from practice squad to active roster for game day
11/12	G/C	Lecitus Smith	Signed to practice squad
11/11	C/G	Elgton Jenkins	Placed on injured reserve
11/11	LB	Kristian Welch	Signed to active roster from practice squad
11/10	LB	Kristian Welch	Elevated from practice squad to active roster for game day
11/4	TE	McCallan Castles	Signed to practice squad
11/4	TE	Drake Dabney	Signed to practice squad
11/4	TE	Tucker Kraft	Placed on injured reserve
11/4	DL	Arron Mosby	Signed to active roster from practice squad
11/4	G/C	Lecitus Smith	Released from practice squad
11/4	LB	Kristian Welch	Signed to practice squad
11/4	TE	Josh Whyte	Signed to active roster from practice squad
11/4	WR	Michael Woods II	Signed to practice squad
11/3	LB	Kristian Welch	Released
11/1	DL	Arron Mosby	Elevated from practice squad to active roster for game day
11/1	LB	Nick Niemann	Placed on injured reserve
11/1	LB	Kristian Welch	Signed to active roster from practice squad
10/29	DL	Dante Barnett	Signed to practice squad (NFL International Player Pathway Program)
10/29	CB	Tyron Herring	Signed to practice squad
10/28	CB	Micha Robinson	Signed to Tennessee Titans active roster
10/25	DL	Arron Mosby	Elevated from practice squad to active roster for game day
10/25	TE	Ben Sims	Released
10/25	WR	Christian Watson	Activated off reserve/physically unable to perform
10/18	C/G	Jacob Monk	Activated off reserve/injured; designated for return

10/18	DL	Arron Mosby	Elevated from practice squad to active roster for game day
10/18	RB	Pierre Strong Jr.	Elevated from practice squad to active roster for game day
10/14	K	Mark McNamee	Released from practice squad
10/11	DL	Deslin Alexandre	Released from practice squad
10/11	T	Brant Banks	Signed to practice squad
10/11	K	Lucas Havrisik	Signed
9/30	T	Brant Banks	Released
9/27	G/C	Lecitus Smith	Elevated from practice squad to active roster for game day
9/24	G/C	Lecitus Smith	Signed to practice squad
9/23	T	Brant Banks	Signed to active roster from practice squad
9/23	WR	Mecole Hardman	Released from practice squad
9/23	WR	Jakobie Keeney-James	Signed to practice squad
9/20	WR	Jayden Reed	Placed on injured reserve
9/11	T	Brant Banks	Elevated from practice squad to active roster for game day
9/11	DL	Brenton Cox Jr.	Placed on injured reserve
9/11	CB	Micha Robinson	Elevated from practice squad to active roster for game day
9/10	WR	Christian Watson	Signed contract extension
9/8	RB	Israel Abanikanda	Released from practice squad
9/8	RB	Pierre Strong Jr.	Signed to practice squad
9/6	CB	Micha Robinson	Elevated from practice squad to active roster for game day
9/4	P	Daniel Whelan	Signed contract extension
8/29	CB	Micha Robinson	Signed to practice squad
8/28	DL	Kenny Clark	Traded to Dallas Cowboys
8/28	DL	Micha Parsons	Acquired via trade from Dallas Cowboys
8/28	T	Dalton Cooper	Signed to practice squad
8/28	QB	Clayton Tune	Signed to practice squad
8/28	TE	Josh Whyte	Signed to practice squad
8/27	RB	Israel Abanikanda	Signed to practice squad
8/27	DL	Deslin Alexandre	Signed to practice squad
8/27	DB	Johnathan Baldwin	Signed to practice squad
8/27	T	Brant Banks	Signed to practice squad
8/27	DL	James Ester	Signed to practice squad
8/27	WR	Mecole Hardman	Signed to practice squad
8/27	LB	Jamon Johnson	Signed to practice squad
8/27	K	Mark McNamee	Signed to practice squad (NFL International Player Pathway Program)
8/27	DL	Arron Mosby	Signed to practice squad
8/27	WR	Isaiah Neyor	Signed to practice squad
8/27	LB	Nick Niemann	Signed
8/27	CB	Micha Robinson	Released
8/27	WR	Will Sheppard	Signed to practice squad
8/27	DB	Jaylin Simpson	Signed to practice squad
8/27	LB	Kristian Welch	Signed to practice squad
8/26	RB	Israel Abanikanda	Released
8/26	DL	Deslin Alexandre	Released
8/26	DB	Johnathan Baldwin	Released
8/26	CB	Corey Ballentine	Released
8/26	T	Brant Banks	Released
8/26	LB	Jared Bartlett	Released
8/26	S	Omar Brown	Placed on injured reserve
8/26	QB	Sean Clifford	Released
8/26	G	Tyler Cooper	Released
8/26	RB	Tyrion Davis-Price	Released
8/26	QB	Taylor Elgersma	Released
8/26	DL	James Ester	Released
8/26	WR	Mecole Hardman	Released
8/26	CB	Tyron Herring	Released
8/26	WR	Julian Hicks	Released
8/26	C	Trey Hill	Released
8/26	RB	Amar Johnson	Released
8/26	WR	Cornelius Johnson	Released
8/26	LB	Jamon Johnson	Released
8/26	CB	Kalen King	Released
8/26	G	JJ Lippe	Released
8/26	RB	MarShawn Lloyd	Placed on injured reserve/designated for return
8/26	TE	Johnny Lumpkin	Released
8/26	K	Mark McNamee	Released
8/26	C/G	Jacob Monk	Placed on injured reserve/designated for return
8/26	DL	Arron Mosby	Released
8/26	WR	Isaiah Neyor	Released
8/26	DL	Devonte O'Malley	Released
8/26	DL	Collin Oliver	Placed on reserve/physically unable to perform
8/26	LS	Matt Orzech	Signed contract extension
8/26	WR	Will Sheppard	Released
8/26	LB	Isaiah Simmons	Released
8/26	DB	Jaylin Simpson	Released
8/26	G/C	Lecitus Smith	Released
8/26	TE	Messiah Swinson	Released
8/26	T	Kadeem Telfort	Released

# TRANSACTIONS BY DATE

8/26	WR	Christian Watson	Placed on reserve/physically unable to perform
8/26	LB	Kristian Welch	Released
8/26	G	John Williams	Placed on reserve/physically unable to perform
8/25	WR	Kawaan Baker	Released
8/25	T/G	Darian Kinnard	Acquired via trade from Philadelphia Eagles
8/18	CB	Garnett Hollis Jr.	Released
8/18	DL	Devonte O'Malley	Signed
8/18	DL	Keith Randolph	Waived/injured
8/18	DL	Jaylin Simpson	Signed
8/13	WR	Kawaan Baker	Claimed off waivers from the Las Vegas Raiders
8/12	RB	Tyrion Davis-Price	Signed
8/12	CB	Isaiah Dunn	Waived/injured
8/12	RB	Jalen White	Waived/injured
8/6	T	Travis Glover	Placed on injured reserve
8/6	WR	Isaiah Neyor	Signed
8/5	G/C	Lecitus Smith	Signed
8/5	WR	Sam Brown Jr.	Waived/injured
8/4	CB	Corey Ballentine	Signed
8/4	CB	Gregory Junior	Released
7/30	LB	Jared Bartlett	Signed
7/30	S	Kahzir Brown	Released
7/26	RB	Israel Abanikanda	Signed
7/26	CB	Garnett Hollis Jr.	Signed
7/22	K	Mark McNamee	Signed
7/22	WR	Will Sheppard	Signed
7/22	OL	Zach Tom	Signed contract extension
7/21	K	Alex Hale	Released
7/18	T	Anthony Belton	Signed
7/18	DL	Nesta Jade Silvera	Released
7/18	DL	Cameron Young	Released
6/10	DL	Cameron Young	Signed
6/9	CB	Jaire Alexander	Released
6/2	WR	Jadon Janke	Waived/injured
5/29	DL	Jeremiah Martin	Waived/injured
5/21	CB	Kaleb Hayes	Released
5/21	CB	Gregory Junior	Signed
5/14	WR	Jadon Janke	Signed
5/12	QB	Taylor Elgersma	Signed
5/12	G	Marquis Hayes	Released
5/5	WR	Lideatrick Griffin	Released
5/2	CB	Johnathan Baldwin	Signed

5/2	T	Brant Banks	Signed
5/2	DL	Warren Brinson	Signed
5/2	S	Kahzir Brown	Signed
5/2	G	Tyler Cooper	Signed
5/2	CB	Tyron Herring	Signed
5/2	RB	Amar Johnson	Signed
5/2	LB	Jamon Johnson	Signed
5/2	G	JJ Lippe	Signed
5/2	DL	Collin Oliver	Signed
5/2	CB	Mich Robinson	Signed
5/2	DL	Barryn Sorrell	Signed
5/2	DL	Nazir Stackhouse	Signed
5/2	RB	Jalen White	Signed
5/2	G	John Williams	Signed
5/2	WR	Savion Williams	Signed
4/29	LB	Isaiah Simmons	Signed
4/28	DL	Leonard Payne	Released
4/14	TE	John FitzPatrick	Re-signed
3/28	LB	Kristian Welch	Signed
3/20	WR	Mecole Hardman	Signed
3/18	G	Aaron Banks	Signed
3/13	CB	Nate Hobbs	Signed
3/5	K	Brandon McManus	Re-signed
3/3	LB	Isaiah McDuffie	Re-signed
1/15	DL	Leonard Payne	Signed
1/14	CB	Isaiah Dunn	Signed
1/14	WR	Lideatrick Griffin	Signed
1/14	CB	Kaleb Hayes	Signed
1/14	C	Trey Hill	Signed
1/14	TE	Johnny Lumpkin	Signed
1/14	DL	Keith Randolph	Signed
1/14	DL	Nesta Jade Silvera	Signed
1/13	DL	Deslin Alexandre	Signed
1/13	S	Omar Brown	Signed
1/13	DL	James Ester	Signed
1/13	CB	Kamal Hadden	Signed
1/13	K	Alex Hale	Signed
1/13	G	Marquis Hayes	Signed
1/13	WR	Julian Hicks	Signed
1/13	G/T	Donovan Jennings	Signed
1/13	WR	Cornelius Johnson	Signed
1/13	CB	Kalen King	Signed
1/13	DL	Jeremiah Martin	Signed
1/13	TE	Messiah Swinson	Signed

## TRANSACTIONS BY PLAYER

### Abanikanda, Israel - RB

7/26/25 Claimed off waivers  
from the San Francisco  
49ers  
8/26/25 Released  
8/27/25 Signed to practice squad  
9/8/25 Released from practice  
squad

### Alexander, Jaire - CB

6/9/25 Released

### Alexandre, Deslin - DL

1/13/25 Signed  
8/26/25 Released  
8/27/25 Signed to practice squad  
10/11/25 Released from practice  
squad

### Anderson, Zayne - S

12/31/25 Placed on injured  
reserve

### Baker, Kawaan - WR

8/13/25 Claimed off waivers  
from the Las Vegas  
Raiders  
8/25/25 Released

### Baldwin, Johnathan - CB

5/2/25 Signed  
8/26/25 Released  
8/27/25 Signed to practice squad  
12/31/25 Signed to active roster  
from practice squad

### Ballentine, Corey - CB

8/4/25 Signed  
8/26/25 Released

### Banks, Aaron - G

3/18/25 Signed

### Banks, Brant - T

5/2/25 Signed  
8/26/25 Released  
8/27/25 Signed to practice squad  
9/11/25 Elevated from practice  
squad to active roster  
for gameday  
9/23/25 Signed to active roster  
from practice squad  
9/30/25 Released  
10/11/25 Signed to practice squad

### Barnett, Dante - DL

10/29/25 Signed to practice squad  
(NFL International  
Player Pathway  
Program)

### Barnhart, Karsen - G

12/31/25 Signed to practice squad

### Bartholomew, Shemar - CB

12/2/25 Signed to practice squad  
12/30/25 Signed to active roster  
from practice squad

### Bartlett, Jared - LB

7/30/25 Signed  
8/26/25 Released

### Belton, Anthony - T

7/18/25 Signed

### Bohanna, Quinton - DL

12/6/25 Claimed off waivers  
from the Seattle  
Seahawks  
12/30/25 Released

### Brinson, Warren - DL

5/2/25 Signed

### Brown, Kahzir - S

5/2/25 Signed  
7/30/25 Released

### Brown, Omar - S

1/13/25 Signed  
8/26/25 Placed on injured  
reserve

### Brown Jr., Sam -WR

5/29/25 Signed  
8/5/25 Waived/injured

### Castles, McCallan - TE

11/4/25 Signed to practice squad  
1/1/26 Placed on practice  
squad; injured

### Clark, Kenny - DL

8/28/25 Traded to Dallas  
Cowboys

### Clifford, Sean - QB

8/26/25 Released

### Cooper, Dalton - T

8/28/25 Signed to practice squad

### Cooper, Tyler - G

5/2/25 Signed  
8/26/25 Released

### Cox Jr., Brenton - DL

9/11/25 Placed on injured  
reserve  
12/19/25 Activated off injured  
reserve

### Dabney, Drake - TE

11/4/25 Signed to practice squad  
12/27/25 Elevated from practice  
squad to active roster  
for gameday  
1/3/26 Elevated from practice  
squad to active roster  
for gameday

### Davis-Price, Tyrion - RB

8/12/25 Signed  
8/26/25 Released

### Diggs, Trevon - CB

1/1/26 Claimed off waivers  
from the Dallas  
Cowboys

### Dunn, Isaiah - CB

1/14/25 Signed  
8/12/25 Waived/injured

### Elgersma, Taylor - QB

5/12/25 Signed  
8/26/25 Released

### Ester, James - DL

1/13/25 Signed  
8/26/25 Released  
8/27/25 Signed to practice squad

### FitzPatrick, John - TE

4/14/25 Signed  
12/22/25 Placed on injured  
reserve

### Ford, Jonathan - DL

12/30/25 Claimed off waivers  
from the Chicago Bears

### Glover, Travis - T

8/6/25 Placed on injured  
reserve

### Golden, Matthew - WR

5/19/25 Signed

### Griffin, Tulu - WR

1/14/25 Signed  
5/5/25 Released

### Hadden, Kamal - CB

1/13/25 Signed  
12/30/25 Placed on injured  
reserve

### Hale, Alex - K

1/13/25 Signed  
7/21/25 Released

### Hardman, Mecole - WR

3/20/25 Signed  
8/26/25 Released  
8/27/25 Signed to practice squad  
9/23/25 Released from practice  
squad

### Havrisik, Lucas - K

10/11/25 Signed  
11/26/25 Released  
11/28/25 Signed to practice squad

### Hayes, Kaleb - CB

1/14/25 Signed  
5/21/25 Released

### Hayes, Marquis - G

1/13/25 Signed  
5/12/25 Released

### Heath, Malik - WR

12/6/25 Released

### Herring, Tyron - CB

5/2/25 Signed  
8/26/25 Released  
10/29/25 Signed to practice squad  
12/2/25 Released from practice  
squad  
12/31/25 Signed to practice squad

### Hicks, Julian - WR

1/13/25 Signed  
8/26/25 Released

### Hill, Trey - C

1/14/25 Signed  
8/26/25 Released

### Hobbs, Nate - CB

3/13/25 Signed  
12/31/25 Placed on injured  
reserve

### Hollis Jr., Garnett - CB

7/26/25 Signed  
8/18/25 Released

**Jade Silvera, Nesta - DL**

1/14/25 Signed  
7/18/25 Released

**Janke, Jadon - WR**

5/14/25 Signed  
6/2/25 Waived/injured

**Jenkins, Elgton - C/G**

11/11/25 Placed on injured reserve

**Jennings, Donovan - G/T**

1/13/25 Signed  
1/3/26 Placed on injured reserve

**Johnson, Amar - RB**

5/2/25 Signed  
8/26/25 Released

**Johnson, Cornelius - WR**

1/13/25 Signed  
8/26/25 Released

**Johnson, Jamon - LB**

5/2/25 Signed  
8/26/25 Released  
8/27/25 Signed to practice squad  
11/22/25 Elevated from practice squad to active roster for gameday  
11/26/25 Elevated from practice squad to active roster for gameday  
1/3/26 Elevated from practice squad to active roster for gameday

**Junior, Gregory - CB**

5/21/25 Signed  
8/4/25 Released

**Keeney-James, Jakobie - WR**

9/23/25 Signed to practice squad  
1/3/26 Signed to active roster from practice squad

**King, Kalen - CB**

1/13/25 Signed  
8/26/25 Released

**Kinnard, Darian - T/G**

8/25/25 Acquired via trade from Philadelphia Eagles

**Kraft, Tucker - TE**

11/4/25 Placed on injured reserve

**Lippe, J.J. - G**

5/2/25 Signed  
8/26/25 Released

**Lloyd, MarShawn - RB**

8/26/25 Placed on injured reserve/designated for return  
12/17/25 Activated off injured reserve/designated for return  
12/19/25 Placed on injured reserve

**Lumpkin, Johnny - TE**

1/14/25 Signed  
8/26/25 Released

**Martin, Jeremiah - DL**

1/13/25 Signed  
5/29/25 Waived/injured

**Martinez, Damien - RB**

12/30/25 Signed to practice squad

**McDuffie, Isaiah - LB**

3/3/25 Re-signed

**McManus, Brandon - K**

3/5/25 Re-signed

**McNamee, Mark - K**

7/22/25 Signed  
8/26/25 Released  
8/27/25 Signed to practice squad (NFL International Player Pathway Program)  
10/14/25 Released from practice squad (NFL International Player Pathway Program)

**Monk, Jacob - C/G**

8/26/25 Placed on injured reserve/designated for return  
10/18/25 Activated off injured reserve/designated for return

**Mosby, Arron - DL**

8/26/25 Released  
8/27/25 Signed to practice squad  
10/18/25 Elevated from practice squad to active roster for gameday  
10/25/25 Elevated from practice squad to active roster for gameday  
11/1/25 Elevated from practice squad to active roster for gameday  
11/4/25 Signed to active roster from practice squad

**Neyor, Isaiah - WR**

8/6/25 Signed  
8/26/25 Released  
8/27/25 Signed to practice squad

**Niemann, Nick - LB**

8/27/25 Signed  
11/1/25 Placed on injured reserve

**Oliver, Collin - DL**

5/2/25 Signed  
8/26/25 Placed on reserve/physically unable to perform  
12/22/25 Activated off reserve/physically unable to perform

**O'Malley, Devonte - DL**

8/18/25 Signed  
8/26/25 Released

**Orzech, Matt - LS**

8/26/25 Signed contract extension

**Parsons, Micah - DL**

8/28/25 Acquired via trade from Dallas Cowboys  
12/17/25 Placed on injured reserve

**Payne, Leonard - DL**

1/15/25 Signed  
4/28/25 Released

**Perry, Mark - S**

1/1/26 Signed

**Randolph Jr., Keith - DL**

1/14/25 Signed  
8/18/25 Waived/injured

**Ridder, Desmond - QB**

12/31/25 Signed to practice squad

**Riley, Jordon - DL**

12/3/25 Signed to active roster from New York Giants' practice squad  
12/30/25 Placed on injured reserve

**Reed, Jayden - WR**

9/20/25 Placed on injured reserve  
12/6/25 Activated off injured reserve

**Robinson, Micah - CB**

5/2/25 Signed  
8/27/25 Released  
8/28/25 Signed to practice squad  
9/6/25 Elevated from practice squad to active roster for gameday  
9/11/25 Elevated from practice squad to active roster for gameday  
10/28/25 Signed to Tennessee Titans active roster

**Sheppard, Will - WR**

7/22/25 Signed  
8/26/25 Released  
8/27/25 Signed to practice squad  
11/26/25 Signed to active roster from practice squad  
12/1/25 Released  
12/3/25 Signed to practice squad

**Simmons, Isaiah - LB**

4/29/25 Signed  
8/26/25 Released

**Simpson, Jaylin - DB**

8/18/25 Signed  
8/26/25 Released  
8/27/25 Signed to practice squad  
11/26/25 Elevated from practice squad to active roster for gameday  
12/30/25 Signed to active roster from practice squad

**Sims, Ben - TE**

10/25/25 Released

**Smith, Lecitus - G/C**

8/5/25 Signed  
8/26/25 Released  
9/24/25 Signed to practice squad  
9/27/25 Elevated from practice  
squad to active roster  
for gameday  
11/4/25 Released from practice  
squad  
11/12/25 Signed to practice squad  
1/3/26 Signed to active roster  
from practice squad

**Sorrell, Barryn - DL**

5/2/25 Signed

**Stackhouse, Nazir - DL**

5/2/25 Signed

**Strong Jr., Pierre - RB**

9/8/25 Signed to practice squad  
10/18/25 Elevated from practice  
squad to active roster  
for gameday  
11/22/25 Elevated from practice  
squad to active roster  
for gameday  
12/13/25 Elevated from practice  
squad to active roster  
for gameday

**Swinson, Messiah - TE**

1/13/25 Signed  
8/26/25 Released

**Telfort, Kadeem - T**

8/26/25 Released

**Tom, Zach - OL**

7/22/25 Signed contract  
extension

**Tune, Clayton - QB**

8/28/25 Signed to practice squad  
12/27/25 Elevated from practice  
squad to active roster  
for gameday  
12/31/25 Signed to active roster  
from practice squad

**Watson, Christian - WR**

8/26/25 Placed on reserve/phys-  
ically unable to perform  
9/10/25 Signed contract extension  
10/25/25 Activated off reserve/  
physically unable to per-  
form

**Welch, Kristian - LB**

3/28/25 Signed  
8/26/25 Released  
8/27/25 Signed to practice squad  
11/1/25 Signed to active roster  
from practice squad  
11/3/25 Released  
11/4/25 Signed to practice squad  
11/10/25 Elevated from practice  
squad to active roster  
for gameday  
11/11/25 Signed to active roster  
from practice squad  
12/26/25 Placed on injured  
reserve

**Whelan, Daniel - P**

9/4/25 Signed contract extension

**White, Jalen - RB**

5/2/25 Signed  
8/12/25 Waived/injured

**Whyle, Josh - TE**

8/28/25 Signed to practice squad  
11/4/25 Signed to active roster  
from practice squad

**Williams, John - G**

5/2/25 Signed  
8/26/25 Placed on reserve/phys-  
ically unable to perform

**Williams, Savion - WR**

5/2/25 Signed  
1/3/26 Placed on injured  
reserve

**Woods II, Michael - WR**

11/4/25 Signed to practice squad  
12/2/25 Released from practice  
squad

**Wyatt, Devonte - DL**

12/5/25 Placed on injured  
reserve

**Young, Cameron - DL**

6/10/25 Signed  
7/18/25 Released





# GAME SUMMARIES



GAME SUMMARIES



WEEK 1  
Green Bay Packers 27, Detroit Lions 13  
77,239 🟢 Lambeau Field 🟢 Sep 7, 2025

Detroit Lions	0	3	3	7	13
Green Bay Packers	10	7	0	10	27

Detroit Lions Starters

OFFENSE			DEFENSE		
WR	1	J. Williams	EDGE	97	A. Hutchinson
WR	14	A. St. Brown	EDGE	92	M. Davenport
LT	68	T. Decker	DL	91	T. Williams
LG	73	C. Mahogany	DL	88	D. Reader
C	60	G. Glasgow	LB	46	J. Campbell
RG	69	T. Rattledge	LB	34	A. Anzalone
RT	58	P. Sewell	LB	55	D. Barnes
TE	87	S. LaPorta	CB	4	D. Reed
TE	89	B. Wright	CB	6	T. Arnold
QB	16	J. Goff	S	32	B. Branch
RB	0	J. Gibbs	S	31	K. Joseph

Green Bay Packers Starters

OFFENSE			DEFENSE		
WR	87	R. Doubs	DE	52	R. Gary
WR	0	M. Golden	DT	95	D. Wyatt
LT	63	R. Walker	DT	96	C. Wooden
LG	65	A. Banks	DE	90	L. Van Ness
C	74	E. Jenkins	LB	58	I. McDuffie
RG	75	S. Rhyan	LB	7	Q. Walker
RT	50	Z. Tom	LB	56	E. Cooper
TE	85	T. Kraft	CB	25	K. Nixon
TE	88	L. Musgrave	CB	24	C. Valentine
QB	10	J. Love	S	29	X. McKinney
RB	8	J. Jacobs	S	20	J. Bullard

OFFICIALS: Referee: Clete Blakeman (34), Umpire: Scott Campbell (127), Down Judge: Andy Warner (84), Line Judge: Kent Payne (79), Field Judge: Karina Tovar (91), Side Judge: James Coleman (95), Back Judge: Jonah Monroe (120), Replay Official: Chad Adams, Replay Assistant: Amber Cornell

SCORING DRIVES

TEAM	QTR	TIME	SCORING PLAY	DET	GB
Packers	1	09:26	T. Kraft 15 yd. pass from J. Love (B. McManus kick) (12-83, 5:34)	0	7
Packers	1	03:58	B. McManus 34 yd. Field Goal (7-36, 2:54)	0	10
Lions	2	09:27	J. Bates 30 yd. Field Goal (16-78, 9:31)	3	10
Packers	2	08:34	J. Reed 17 yd. pass from J. Love (B. McManus kick) (2-65, 0:53)	3	17
Lions	3	09:40	J. Bates 27 yd. Field Goal (9-59, 5:20)	6	17
Packers	4	07:57	J. Jacobs 3 yd. run (B. McManus kick) (8-36, 4:43)	6	24
Packers	4	04:22	B. McManus 38 yd. Field Goal (4-7, 2:15)	6	27
Lions	4	00:55	I. TeStaa 13 yd. pass from J. Goff (J. Bates kick) (13-65, 3:27)	13	27

DETROIT LIONS

PASSING	ATT	CP	YDS	SK/YD	TD	LG	INT	RTG
Jared Goff	39	31	225	4/25	1	32	1	88.6
TOTAL	39	31	225	4/25	1	32	1	88.6

RUSHING	ATT	YDS	AVG	LG	TD
David Montgomery	11	25	2.3	6	0
Jahmyr Gibbs	9	19	2.1	14	0
Jameson Williams	1	3	3.0	3	0
Jared Goff	1	-1	-1.0	-1	0
TOTAL	22	46	2.1	14	0

RECEIVING	NO	YDS	AVG	LG	TD
Jahmyr Gibbs	10	31	3.1	7	0
Sam LaPorta	6	79	13.2	32	0
Amon-Ra St. Brown	4	45	11.3	19	0
Jameson Williams	4	23	5.8	11	0
David Montgomery	4	18	4.5	7	0
Kalif Raymond	2	16	8.0	9	0
Isaac TeStaa	1	13	13.0	13	1
TOTAL	31	225	7.3	32	1

TOP DEFENSE	TOT	SOLO	AST	SK	YDS	INT
Jack Campbell	10	5	5	0.0	0.0	0
Derrick Barnes	6	4	2	0.0	0.0	0
Terrion Arnold	6	3	3	0.0	0.0	0

FIELD GOALS	FGM/FGA	PERCENT	RESULTS
Jake Bates	2-2	100.0	30G, 27G
TOTAL	2-2	100.0	

GREEN BAY PACKERS

PASSING	ATT	CP	YDS	SK/YD	TD	LG	INT	RTG
Jordan Love	22	16	188	0/0	2	48	0	128.6
TOTAL	22	16	188	0/0	2	48	0	128.6

RUSHING	ATT	YDS	AVG	LG	TD
Josh Jacobs	19	66	3.5	15	1
Jordan Love	3	4	1.3	3	0
Emanuel Wilson	1	4	4.0	4	0
Tucker Kraft	1	3	3.0	3	0
Chris Brooks	1	1	1.0	1	0
TOTAL	25	78	3.1	15	1

RECEIVING	NO	YDS	AVG	LG	TD
Jayden Reed	3	45	15.0	26	1
Romeo Doubs	2	68	34.0	48	0
Dontayvion Wicks	2	30	15.0	16	0
Matthew Golden	2	16	8.0	11	0
Tucker Kraft	2	16	8.0	15	1
Josh Jacobs	1	4	4.0	4	0
Luke Musgrave	1	4	4.0	4	0
Chris Brooks	1	2	2.0	2	0
John FitzPatrick	1	2	2.0	2	0
Savion Williams	1	1	1.0	1	0
TOTAL	16	188	11.8	48	2

TOP DEFENSE	TOT	SOLO	AST	SK	YDS	INT
Edgerrin Cooper	12	8	4	0.0	0.0	0
Javon Bullard	9	7	2	0.0	0.0	0
Quay Walker	9	6	3	0.0	0.0	0

FIELD GOALS	FGM/FGA	PERCENT	RESULTS
Brandon McManus	2-2	100.0	34G, 38G
TOTAL	2-2	100.0	

GREEN BAY, Wis. (AP) — Jordan Love threw a pair of touchdown passes and Micah Parsons had a sack in his Green Bay debut as the Packers delivered an exceptional defensive performance in a 27-13 victory over the Detroit Lions on Sunday. The Packers won their 13th consecutive home opener, tied for the longest streak in NFL history (Miami, 1976-88). The Packers got points on their opening three possessions to take a 17-3 lead they wouldn't relinquish. Love went 16 of 22 for 188 yards with TD passes of 15 yards to Tucker Kraft and 17 yards to Jayden Reed. Josh Jacobs added a 3-yard score in the fourth quarter, giving him a TD in a franchise-record nine straight games. Parsons got his first sack as a Packer with just over four minutes left in the game. He also applied pressure that led to Evan Williams' second-quarter interception. Jared Goff went 31 of 39 for 225 yards with a touchdown and an interception. David Montgomery and Jahmyr Gibbs were held to a combined 44 yards on 20 carries. The Lions netted just six points from their first three drives into the red zone before Detroit scored its lone touchdown on a 13-yard pass from Goff to Isaac TeStaa with 55 seconds left. Detroit appeared on the verge of getting into the game in the third quarter when Brian Branch scored an apparent touchdown on a 35-yard interception return, but a defensive holding penalty on Rock Ya-Sin nullified the play. Green Bay then scored the next 10 points to put the game away.

Team Statistics

First Downs	16
3rd-Down Eff. (Made/Att/Pct)	5/15/33%
4th-Down Eff. (Made/Att/Pct)	3/4/75%
Total Net Yards	246
Total Plays	65
Yards Per Play	3.8
Rushes/Net Yards	22/46
Net Passing	200
Pass Attempts/Completions	39/31
Had Intercepted	1
Sacked/Yards Lost	4/25
Punts/Average	3/47.3
Penalties/Yards	7/40
Fumbles/Lost	0/0
Possession Time	35:25

Lions Packers

First Downs	14
3rd-Down Eff. (Made/Att/Pct)	4/10/40%
4th-Down Eff. (Made/Att/Pct)	1/1/100%
Total Net Yards	266
Total Plays	65
Yards Per Play	4.7
Rushes/Net Yards	25/78
Net Passing	188
Pass Attempts/Completions	22/16
Had Intercepted	0
Sacked/Yards Lost	0/0
Punts/Average	3/54.7
Penalties/Yards	4/40
Fumbles/Lost	0/0
Possession Time	24:35

# GAME SUMMARIES



18

WEEK 2  
Green Bay Packers 27, Washington Commanders 18  
77,289 @ Lambeau Field Sep 11, 2025



27

Washington Commanders	0	3	0	15	—	18
Green Bay Packers	7	7	3	10	—	27

## Washington Commanders Starters

OFFENSE			DEFENSE		
WR	17	T. McLaurin	DE	91	D. Wise
LT	78	L. Tunsil	DT	94	D. Payne
LG	74	B. Coleman	OT	99	J. Kinlaw
C	63	T. Blasatz	DE	92	D. Armstrong
RG	67	N. Allegretti	LB	54	B. Wagner
RT	72	J. Conerly Jr.	LB	4	F. Luvu
TE	86	Z. Ertz	CB	2	M. Lattimore
TE	87	J. Bates	CB	23	T. Amos
WR	85	N. Brown	CB	0	M. Sainristil
QB	5	J. Daniels	S	3	W. Harris
RB	30	A. Ekelier	S	20	Q. Martin

## Green Bay Packers Starters

OFFENSE			DEFENSE		
WR	87	R. Doubs	DE	52	R. Gary
WR	13	D. Wicks	DT	95	D. Wyatt
WR	11	J. Reed	DT	96	C. Wooden
LT	63	R. Walker	DE	1	M. Parsons
LG	77	J. Morgan	LB	58	I. McDuffie
C	74	E. Jenkins	LB	7	Q. Walker
RG	75	S. Rhyan	LB	56	E. Cooper
RT	71	A. Shelton	CB	25	K. Nixon
TE	85	T. Kraft	CB	21	N. Hobbs
QB	10	J. Love	S	29	X. McKinney
RB	8	J. Jacobs	S	33	E. Williams

OFFICIALS: Referee: Brad Rogers (126), Umpire: Bryan Neale (92), Down Judge: Patrick Turner (13), Line Judge: Kevin Cody (16), Field Judge: Joe Blubaugh (57), Side Judge: David Mrowka (118), Back Judge: Greg Yette (38), Replay Official: Denise Crudup, Replay Assistant: Brian Smith

## SCORING DRIVES

TEAM	QTR	TIME	SCORING PLAY	WAS	GB
Packers	1	04:33	R.Doubs 5 yd. pass from J.Love (B.McManus kick) (7-96, 3:35)	0	7
Packers	2	07:34	J.Jacobs 2 yd. run (B.McManus kick) (10-92, 4:50)	0	14
Commanders	2	04:27	M.Gay 51 yd. Field Goal (9-37, 3:07)	3	14
Packers	3	06:37	B.McManus 22 yd. Field Goal (10-54, 5:17)	3	17
Commanders	4	13:45	Z.Ertz 20 yd. pass from J.Daniels (M.Gay kick) (11-50, 4:46)	10	17
Packers	4	08:57	T.Kraft 8 yd. pass from J.Love (B.McManus kick) (9-65, 4:46)	10	24
Packers	4	06:42	B.McManus 56 yd. Field Goal (4-2, 1:00)	10	27
Commanders	4	02:53	D.Samuel 10 yd. pass from J.Daniels (J.Daniels-L.McCaffrey pass) (10-65, 3:49)	18	27

## WASHINGTON COMMANDERS

PASSING	ATT	CP	YDS	SK/YD	TD	LG	INT	RTG
Jayden Daniels	42	24	200	4/21	2	20t	0	85.4
TOTAL	42	24	200	4/21	2	20t	0	85.4

RUSHING	ATT	YDS	AVG	LG	TD
Austin Ekelier	8	17	2.1	5	0
Jayden Daniels	7	17	2.4	8	0
Jacory Croskey-Merritt	4	17	4.3	5	0
TOTAL	19	51	2.7	8	0

RECEIVING	NO	YDS	AVG	LG	TD
Deebo Samuel Sr.	7	44	6.3	12	1
Zach Ertz	6	64	10.7	20t	1
Terry McLaurin	5	48	9.6	14	0
Austin Ekelier	2	7	3.5	4	0
Luke McCaffrey	1	19	19.0	19	0
Noah Brown	1	9	9.0	9	0
Ben Sinnott	1	7	7.0	7	0
Jaylin Lane	1	2	2.0	2	0
TOTAL	24	200	8.3	20t	2

TOP DEFENSE	TOT	SOLO	AST	SCK	YDS	INT
Bobby Wagner	11	3	8	0.0	0.0	0
Quan Martin	7	4	3	0.0	0.0	0
Marshon Lattimore	6	5	1	0.0	0.0	0

FIELD GOALS	FGM/FGA	PERCENT	RESULTS
Matt Gay	1-3	33.3	51G, 58WL, 52RU
TOTAL	1-3	33.3	

## GREEN BAY PACKERS

PASSING	ATT	CP	YDS	SK/YD	TD	LG	INT	RTG
Jordan Love	31	19	292	2/23	2	57	0	113.9
TOTAL	31	19	292	2/23	2	57	0	113.9

RUSHING	ATT	YDS	AVG	LG	TD
Josh Jacobs	23	84	3.7	10	1
Savion Williams	2	24	12.0	16	0
Matthew Golden	2	15	7.5	9	0
Jordan Love	3	12	4.0	14	0
TOTAL	30	135	4.5	16	1

RECEIVING	NO	YDS	AVG	LG	TD
Tucker Kraft	6	124	20.7	57	1
Dontayvion Wicks	4	44	11.0	14	0
Romeo Doubs	3	28	9.3	17	1
Chris Brooks	3	27	9.0	16	0
Luke Musgrave	2	32	16.0	23	0
Malik Heath	1	37	37.0	37	0
TOTAL	19	292	15.4	57	2

TOP DEFENSE	TOT	SOLO	AST	SCK	YDS	INT
Edgerrin Cooper	10	7	3	0.5	5.0	0
Quay Walker	8	4	4	0.0	0.0	0
Javon Bullard	5	5	0	0.0	0.0	0

FIELD GOALS	FGM/FGA	PERCENT	RESULTS
Brandon McManus	2-3	66.7	48LU, 22G, 56G
TOTAL	2-3	66.7	

GREEN BAY, Wis. (AP) — Jordan Love threw for 292 yards and two touchdowns and the Packers beat the Washington Commanders, 27-18, on Thursday night. Tight end Tucker Kraft caught six passes for a career-high 124 yards. Love and Kraft connected for an 8-yard touchdown strike with 8:57 left to thwart the Commanders' comeback attempt. Love went 19 of 31 to lead an offense that was playing without injured linemen Zach Tom and Aaron Banks. Love's other TD pass was a 5-yarder to Romeo Doubs in the first quarter. Jayden Daniels was 24 of 42 for 200 yards with TD passes of 20 yards to Zach Ertz and 10 yards to Deebo Samuel. Daniels was sacked four times and pressured all night. Green Bay built a 14-3 halftime lead by putting together two TD drives of 90-plus yards. Doubs' touchdown capped a seven-play, 96-yard drive that included a 57-yard completion to Kraft, plus a 14-yard scramble by Love on third-and-9 from Washington's 19. Josh Jacobs made it 14-0 with a 2-yard TD run to finish a 10-play, 92-yard march that featured a 37-yard completion to Malik Heath. Jacobs finished with 84 yards on 23 carries. Washington gained 23 yards on its first three series before getting on the board with a 51-yard field goal from Matt Gay. After Brandon McManus' 22-yard field goal made it 17-3 in the third quarter, Washington cut the margin to 17-10 on Ertz's touchdown catch with 13:45 remaining. The Packers reached the end zone on their next series, and McManus added a 56-yard field goal later in the fourth quarter.

## Team Statistics

First Downs	15
3rd-Down Eff. (Made/Att/Pct)	5/16/31%
4th-Down Eff. (Made/Att/Pct)	1/3/33%
Total Net Yards	230
Total Plays	65
Yards Per Play	3.5
Rushes/Net Yards	19/51
Net Passing	179
Pass Attempts/Completions	42/24
Had Intercepted	0
Sacked/Yards Lost	4/21
Punts/Average	4/46.8
Penalties/Yards	5/30
Fumbles/Lost	0/0
Possession Time	27:34

## Commanders

15
5/16/31%
1/3/33%
230
65
3.5
19/51
179
42/24
0
4/21
4/46.8
5/30
0/0
27:34

## Packers

22
5/12/42%
0/1/0%
404
63
6.4
30/135
269
31/19
0
2/23
4/53.3
10/77
0/0
32:26

# GAME SUMMARIES



## WEEK 3 Cleveland Browns 13, Green Bay Packers 10 65,470 🍷 Huntington Bank Field 🍷 Sep 21, 2025

Green Bay Packers	0	3	7	0	—	10
Cleveland Browns	0	0	0	13	—	13

### Cleveland Browns Starters

OFFENSE			DEFENSE		
WR	16	I. Bond	DE	95	M. Garrett
WR	19	C. Tillman	DT	96	M. Collins
TE	85	D. Njoku	DT	94	M. Graham
LT	71	C. Lucas	DE	57	I. McGuire
LG	75	J. Bitonio	LB	49	C. Schwesinger
C	55	E. Pocic	LB	30	D. Bush
LG	77	W. Teller	CB	26	M. Harden
LT	79	D. Jones	CB	21	D. Ward
WR	3	J. Jeudy	CB	0	G. Newsome II
QB	15	J. Flacco	S	9	G. Delpit
RB	10	Q. Judkins	S	33	R. Hickman

### Green Bay Packers Starters

OFFENSE			DEFENSE		
WR	87	R. Doubs	DE	52	R. Gary
WR	13	D. Wicks	DT	95	D. Wyatt
WR	0	M. Golden	DT	96	C. Wooden
LT	63	R. Walker	DE	1	M. Parsons
LG	65	A. Banks	LB	7	Q. Walker
C	74	E. Jenkins	LB	56	E. Cooper
RG	75	S. Ryan	CB	25	K. Nixon
RT	50	Z. Tom	CB	21	N. Hobbs
TE	85	T. Kraft	S	29	X. McKinnley
QB	10	J. Love	S	20	J. Bullard
RB	8	J. Jacobs	S	33	E. Williams

### SCORING DRIVES

TEAM	QTR	TIME	SCORING PLAY	GB	CLE
Packers	2	14:53	B. McManus 39 yd. Field Goal (13-43, 7:23)	3	0
Packers	3	03:23	J. FitzPatrick 3 yd. pass from J. Love (B. McManus kick) (14-71, 7:41)	10	0
Browns	4	03:38	A. Szmyt 35 yd. Field Goal (12-63, 5:48)	10	3
Browns	4	03:01	Q. Judkins 1 yd. run (A. Szmyt kick) (1-4, 0:07)	10	10
Browns	4	00:00	A. Szmyt 55 yd. Field Goal (5-16, 0:21)	10	13

### GREEN BAY PACKERS

PASSING	ATT	CP	YDS	SK/YD	TD	LG	INT	RTG
Jordan Love	25	18	183	5/34	1	34	1	89.2
TOTAL	25	18	183	5/34	1	34	1	89.3

RUSHING	ATT	YDS	AVG	LG	TD
Josh Jacobs	16	30	1.9	7	0
Emanuel Wilson	6	25	4.2	9	0
Jordan Love	4	18	4.5	10	0
Matthew Golden	3	9	3.0	4	0
Savion Williams	2	-1	-0.5	2	0
TOTAL	31	81	2.6	10	0

RECEIVING	NO	YDS	AVG	LG	TD
Josh Jacobs	5	44	8.8	31	0
Matthew Golden	4	52	13.0	34	0
Tucker Kraft	3	29	9.7	18	0
Romeo Doubs	2	25	12.5	16	0
Dontayvion Wicks	2	21	10.5	16	0
John FitzPatrick	2	12	6.0	9	1
TOTAL	18	183	10.2	34	1

TOP DEFENSE	TOT	SOLO	AST	SCK	YDS	INT
Quay Walker	14	6	8	0.0	0.0	0
Evan Williams	6	4	2	0.0	0.0	0
Xavier McKinney	6	2	4	0.0	0.0	1

FIELD GOALS	FGM/FGA	PERCENT	RESULTS
Brandon McManus	1-2	50.0	39G, 43B
TOTAL	1-2	50.0	

### CLEVELAND BROWNS

PASSING	ATT	CP	YDS	SK/YD	TD	LG	INT	RTG
Joe Flacco	36	21	142	2/17	0	17	1	55.6
TOTAL	36	21	142	2/17	0	17	1	55.6

RUSHING	ATT	YDS	AVG	LG	TD
Quinshon Judkins	18	94	5.2	38	1
Dylan Sampson	1	2	2.0	2	0
TOTAL	19	96	5.1	38	1

RECEIVING	NO	YDS	AVG	LG	TD
David Njoku	5	40	8.0	13	0
Jerome Ford	4	10	2.5	10	0
Cedric Tillman	3	26	8.7	10	0
Harold Fannin Jr.	3	25	8.3	13	0
Isaiah Bond	2	16	8.0	17	0
Jamari Thrash	2	7	3.5	4	0
Jerry Jeudy	1	17	17.0	17	0
Quinshon Judkins	1	1	1.0	1	0
TOTAL	21	142	6.8	17	0

TOP DEFENSE	TOT	SOLO	AST	SCK	YDS	INT
Grant Delpit	9	6	3	0.0	0.0	1
Carson Schwesinger	9	6	3	1.0	11.0	0
Devin Bush	7	3	4	0.0	0.0	0

FIELD GOALS	FGM/FGA	PERCENT	RESULTS
Andre Szmyt	2-2	100.0	35G, 55G
TOTAL	2-2	100.0	

CLEVELAND (AP) — Rookie kicker Andre Szmyt booted a 55-yard field goal as time expired to give the Browns an improbable 13-10 victory over the Green Bay Packers on Sunday. Cleveland (1-2) scored all of its points in the final 3:38 to snap an eight-game losing streak dating to last season. Cleveland's defense sacked Jordan Love five times before coming up with a crucial turnover. The Browns got their first takeaway of the season with 3:18 remaining when Grant Delpit picked off Love's pass and returned it 25 yards to the Packers' 4. Quinshon Judkins had 94 yards on 18 carries, including his first NFL touchdown on a 1-yard run up the middle to tie it at 10 with 3:02 remaining in the fourth quarter. Joe Flacco completed 21 of 36 passes for 142 yards and an interception. Special teams not only got two field goals from Szmyt, but Shelby Harris blocked a potential game-winning 43-yard field goal attempt from Brandon McManus after Judkins' TD and Greg Newsome II recovered at the 47. Harris and Maliek Collins were able to get penetration over the guard, which led to the block. Cleveland took over and went 16 yards in five plays. Flacco had an 8-yard completion to David Njoku on third-and-2 to get the ball to the Packers' 35. Flacco then spiked the ball, bringing Szmyt on with two seconds remaining. Love completed 18 of 25 passes for 183 yards, including a 3-yard TD to John FitzPatrick with 3:23 remaining in the third quarter to put the Packers up, 10-0.

### Team Statistics

First Downs	
3rd-Down Eff. (Made/Att/Pct)	
4th-Down Eff. (Made/Att/Pct)	
Total Net Yards	
Total Plays	
Yards Per Play	
Rushes/Net Yards	
Net Passing	
Pass Attempts/Completions	
Had Intercepted	
Sacked/Yards Lost	
Punts/Average	
Penalties/Yards	
Fumbles/Lost	
Possession Time	

### Packers Browns

14	15
10/18/56%	4/13/31%
0/0/0%	1/2/50%
230	221
61	57
3.8	3.9
31/61	19/96
149	125
25/18	36/21
1	1
5/34	2/17
5/53.0	6/48.5
14/75	8/90
1/0	0/0
34:14	25:46

# GAME SUMMARIES



## WEEK 4

Dallas Cowboys 40, Green Bay Packers 40 (OT)  
93,353 ★ AT&T Stadium ★ Sep 28, 2025



Green Bay Packers	7	6	7	17	3	—	40
Dallas Cowboys	0	16	7	14	3	—	40

### Dallas Cowboys Starters

OFFENSE			DEFENSE		
WR	3	G. Pickens	DE	13	D. Fowler
LT	60	T. Gayton	DT	97	D. Odeh
LG	73	T. Smith	DT	95	K. Clark
C	67	B. Hoffman	EDGE	94	M. Kneeland
RG	66	T. Bass	LB	59	K. Murray
RT	78	T. Steele	LB	57	J. Sanborn
TE	87	J. Ferguson	LB	35	M. Liufau
QB	4	D. Prescott	CB	26	D. Bland
RB	33	J. Williams	CB	20	K. Elam
WR	9	K. Turpin	S	28	M. Hooker
WR	1	J. Tolbert	S	6	D. Wilson

### Green Bay Packers Starters

OFFENSE			DEFENSE		
WR	87	R. Doubs	DE	52	R. Gary
WR	13	D. Wicks	DT	96	D. Wyatt
LT	63	R. Walker	DT	96	C. Wooden
LG	77	J. Morgan	DE	1	M. Parsons
C	74	E. Jenkins	LB	7	O. Walker
RG	75	S. Rippen	LB	58	E. Cooper
RT	70	D. Kimnard	CB	25	K. Nixon
TE	85	T. Kraft	CB	21	N. Hobbs
TE	88	L. Musgrave	S	29	X. McKinney
QB	10	J. Love	S	20	J. Bullard
RB	8	J. Jacobs	S	33	E. Williams

## SCORING DRIVES

TEAM	QTR	TIME	SCORING PLAY	GB	DAL
Packers	1	10:02	R.Doubs 2 yd. pass from J.Love (B.McManus kick) (8-69, 4:58)	7	0
Packers	2	10:37	R.Doubs 1 yd. pass from J.Love (9-68, 5:41)	13	0
Cowboys	2	00:41	D.Prescott 2 yd. run (B.Aubrey kick) (11-95, 5:09)	13	7
Cowboys	2	00:09	G.Pickens 15 yd. pass from D.Prescott (B.Aubrey kick) (1-15, 0:04)	13	14
Packers	3	07:08	J.Jacobs 1 yd. run (B.McManus kick) (9-76, 5:25)	20	14
Cowboys	3	00:34	J.Ferguson 8 yd. pass from D.Prescott (B.Aubrey kick) (12-80, 6:34)	20	21
Packers	4	11:39	J.Jacobs 18 yd. run (B.McManus kick) (8-70, 3:55)	27	21
Cowboys	4	04:50	J.Williams 1 yd. run (B.Aubrey kick) (14-77, 6:49)	27	28
Packers	4	01:45	R.Doubs 15 yd. pass from J.Love (B.McManus kick) (10-80, 3:05)	34	28
Cowboys	4	00:43	G.Pickens 28 yd. pass from D.Prescott (B.Aubrey kick) (4-54, 1:02)	34	35
Packers	4	00:00	B.McManus 53 yd. Field Goal (7-39, 0:43)	37	35
Cowboys	OT	04:40	B.Aubrey 22 yd. Field Goal (10-76, 5:20)	37	38
Packers	OT	00:00	B.McManus 34 yd. Field Goal (13-64, 4:40)	40	38

### GREEN BAY PACKERS

PASSING	ATT	CP	YDS	SK/YD	TD	LG	INT	RTG
Jordan Love	43	31	337	1/12	3	46	0	118.1
TOTAL	43	31	337	1/12	3	46	0	118.1

RUSHING	ATT	YDS	AVG	LG	TD
Josh Jacobs	22	86	3.9	19	2
Emanuel Wilson	8	44	5.5	13	0
Jordan Love	3	28	9.3	25	0
Matthew Golden	1	5	5.0	5	0
Savion Williams	1	1	1.0	1	0
TOTAL	35	164	4.7	25	2

RECEIVING	NO	YDS	AVG	LG	TD
Romeo Doubs	6	58	9.7	18	3
Matthew Golden	5	58	11.6	46	0
Tucker Kraft	5	56	11.2	16	0
Josh Jacobs	4	71	17.8	28	0
Emanuel Wilson	3	37	12.3	25	0
Savion Williams	3	22	7.3	16	0
Dontayvion Wicks	2	19	9.5	15	0
Malik Heath	1	9	9.0	9	0
Luke Musgrave	1	6	6.0	6	0
Chris Brooks	1	1	1.0	1	0
TOTAL	31	337	10.9	46	3

TOP DEFENSE	TOT	SOLO	AST	SCK	YDS	INT
Quay Walker	11	6	5	0.0	0.0	0
Evan Williams	9	5	4	0.0	0.0	0
Edgerrin Cooper	7	5	2	0.0	0.0	0

FIELD GOALS	FGM/FGA	PERCENT	RESULTS
Brandon McManus	2-2	100.0	53G, 34G
TOTAL	2-2	100.0	

### DALLAS COWBOYS

PASSING	ATT	CP	YDS	SK/YD	TD	LG	INT	RTG
Dak Prescott	40	31	319	1/0	3	34	0	124.9
TOTAL	40	31	319	1/0	3	34	0	124.9

RUSHING	ATT	YDS	AVG	LG	TD
Javonte Williams	20	85	4.3	13	1
Ryan Flournoy	1	12	12.0	12	0
Miles Sanders	2	8	4.0	5	0
Hunter Luepke	1	6	6.0	6	0
KaVontae Turpin	1	4	4.0	4	0
Dak Prescott	1	2	2.0	2	1
TOTAL	26	117	4.5	13	2

RECEIVING	NO	YDS	AVG	LG	TD
George Pickens	8	134	16.8	28	2
Jake Ferguson	7	40	5.7	11	1
Jalen Tolbert	4	61	15.3	34	0
KaVontae Turpin	3	30	10.0	15	0
Javonte Williams	3	15	5.0	9	0
Miles Sanders	2	17	8.5	9	0
Ryan Flournoy	2	14	7.0	11	0
Luke Schoonmaker	2	8	4.0	5	0
TOTAL	31	319	10.3	34	3

TOP DEFENSE	TOT	SOLO	AST	SCK	YDS	INT
Jack Sanborn	11	6	5	0.0	0.0	0
Kenneth Murray	9	4	5	0.0	0.0	0
Donovan Wilson	7	6	1	0.0	0.0	0

FIELD GOALS	FGM/FGA	PERCENT	RESULTS
Brandon Aubrey	1-1	100.0	22G
TOTAL	1-1	100.0	

ARLINGTON, Texas (AP) — Brandon Aubrey and Brandon McManus traded short field goals in overtime, and a Micah Parsons sack played a role in keeping the Dallas Cowboys out of the end zone in the extra period of a 40-40 tie. Dak Prescott and Jordan Love had three TD passes apiece in regulation, which included seven consecutive lead-changing TDs before McManus' tying 53-yard field goal as time expired. The second-highest scoring tie in pro football history was the first for Dallas since 1969. The Packers last tied in 2018. The Cowboys had a first down at the Green Bay 5 to start overtime. The drive stalled with help from Parsons, who caught Prescott from behind for no gain and was credited with the sack. The Cowboys settled for Aubrey's 22-yard field goal. Romeo Doubs caught all three of Love's TD passes and finished with 58 yards on six catches. Josh Jacobs rushed for two TDs and finished with 157 total yards. Love threw for 337 yards. Javonte Williams powered in from the 1, giving the Cowboys a 30-27 lead with 4:50 remaining. Two more TDs followed. Prescott threw for 319 yards and ran for a score, and George Pickens had eight catches for 134 yards and two TDs. The Packers were up 13-0 after Love's second TD toss to Doubs when Juanyeh Thomas blocked McManus' PAT attempt and Markquese Bell returned it for a two-point conversion. The Packers still haven't lost at AT&T Stadium. They're 6-0-1 counting the Super Bowl victory over Pittsburgh to cap the 2010 season.

### Team Statistics

First Downs	32
3rd-Down Eff. (Made/Att/Pct)	10/14/71%
4th-Down Eff. (Made/Att/Pct)	1/1/100%
Total Net Yards	489
Total Plays	79
Yards Per Play	6.2
Rushes/Net Yards	35/164
Net Passing	325
Pass Attempts/Completions	43/31
Had Intercepted	0
Sacked/Yards Lost	1/12
Punts/Average	2/41.5
Penalties/Yards	7/53
Fumbles/Lost	1/1
Possession Time	35:33

### Packers Cowboys

First Downs	32	26
3rd-Down Eff. (Made/Att/Pct)	10/14/71%	4/11/36%
4th-Down Eff. (Made/Att/Pct)	1/1/100%	1/1/100%
Total Net Yards	489	436
Total Plays	79	67
Yards Per Play	6.2	6.5
Rushes/Net Yards	35/164	26/117
Net Passing	325	319
Pass Attempts/Completions	43/31	40/31
Had Intercepted	0	0
Sacked/Yards Lost	1/12	1/0
Punts/Average	2/41.5	1/34
Penalties/Yards	7/53	11/95
Fumbles/Lost	1/1	0/0
Possession Time	35:33	34:27

# GAME SUMMARIES



WEEK 6  
Green Bay Packers 27, Cincinnati Bengals 18  
78,277 @ Lambeau Field @ Oct 12, 2025



Cincinnati Bengals	0	0	7	11	—	18
Green Bay Packers	0	10	0	17	—	27

## Cincinnati Bengals Starters

OFFENSE			DEFENSE		
WR	1	J. Chase	LDE	91	T. Hendrickson
WR	5	T. Higgins	DT	92	B. Hill
WR	80	A. Iosivas	DT	90	K. Jenkins Jr.
C	64	T. Karras	DT	98	T. Staton Jr.
HB	30	C. Brown	LB	49	B. Carter
			LB	44	D. Knight Jr.
			LB	55	L. Wilson
			CB	23	D. Hill
			CB	20	D. Turner II
			S	27	J. Battle
			S	22	G. Stone

## Green Bay Packers Starters

OFFENSE			DEFENSE		
WR	87	R. Doubs	DE	52	R. Gary
WR	13	D. Wicks	DT	94	K. Brooks
LT	63	R. Walker	DT	96	C. Wooden
LG	65	A. Banks	DE	1	M. Parsons
C	74	E. Jenkins	LB	7	Q. Walker
RG	77	J. Morgan	LB	56	E. Cooper
RT	50	Z. Tom	CB	25	K. Nixon
TE	85	T. Kraft	CB	21	N. Hobbs
TE	88	L. Musgrave	S	29	X. McKinney
QB	10	J. Love	S	20	J. Bullard
RB	8	J. Jacobs	S	33	E. Williams

## SCORING DRIVES

TEAM	QTR	TIME	SCORING PLAY	CIN	GB
Packers	2	14:15	L.Havrisik 43 yd. Field Goal (12-71, 7:24)	0	3
Packers	2	04:05	J.Jacobs 3 yd. run (L.Havrisik kick) (8-80, 4:07)	0	10
Bengals	3	04:46	T.Hudson 2 yd. pass from J.Flacco (E.McPherson kick) (17-78, 10:14)	7	10
Packers	4	14:56	J.Jacobs 14 yd. run (L.Havrisik kick) (9-66, 4:50)	7	17
Bengals	4	10:43	E.McPherson 45 yd. Field Goal (9-50, 4:13)	10	17
Packers	4	07:33	T.Kraft 19 yd. pass from J.Love (L.Havrisik kick) (6-62, 3:10)	10	24
Bengals	4	04:11	J.Chase 19 yd. pass from J.Flacco (J.Flacco-C.Brown pass) (10-65, 3:22)	18	24
Packers	4	01:52	L.Havrisik 39 yd. Field Goal (7-41, 2:19)	18	27

## CINCINNATI BENGALS

PASSING	ATT	CP	YDS	SK/YD	TD	LG	INT	RTG
Joe Flacco	45	29	219	1/6	2	19t	0	90.9
TOTAL	45	29	219	1/6	2	19t	0	90.9

RUSHING	ATT	YDS	AVG	LG	TD
Chase Brown	9	42	4.7	13	0
Samaje Perine	6	16	2.7	6	0
Ja'Marr Chase	1	-3	-3.0	-3	0
TOTAL	16	55	3.4	13	0

RECEIVING	NO	YDS	AVG	LG	TD
Ja'Marr Chase	10	94	9.4	19t	1
Tee Higgins	5	62	12.4	19	0
Noah Fant	4	27	6.8	9	0
Tanner Hudson	4	10	2.5	8	1
Samaje Perine	2	16	8.0	16	0
Chase Brown	2	7	3.5	5	0
Andre Iosivas	1	5	5.0	5	0
Drew Sample	1	-2	-2.0	-2	0
TOTAL	29	219	7.6	19t	2

TOP DEFENSE	TOT	SOLO	AST	SKC	YDS	INT
Barrett Carter	10	7	3	0.0	0.0	0
Jordan Battle	7	4	3	0.0	0.0	0
Demetrius Knight Jr.	7	4	3	0.0	0.0	0

FIELD GOALS	FGM/FGA	PERCENT	RESULTS
Evan McPherson	1-3	33.3	67SH, 45G, 56WR
TOTAL	1-3	33.3	

## GREEN BAY PACKERS

PASSING	ATT	CP	YDS	SK/YD	TD	LG	INT	RTG
Jordan Love	26	19	259	1/3	1	35	1	101.3
TOTAL	26	19	259	1/3	1	35	1	101.3

RUSHING	ATT	YDS	AVG	LG	TD
Josh Jacobs	18	93	5.2	16	2
Jordan Love	7	26	3.7	7	0
Matthew Golden	2	16	8.0	8	0
Emanuel Wilson	3	11	3.7	6	0
Bo Melton	1	3	3.0	3	0
Savion Williams	1	3	3.0	3	0
Chris Brooks	1	1	1.0	1	0
TOTAL	33	153	4.6	16	2

RECEIVING	NO	YDS	AVG	LG	TD
Josh Jacobs	5	57	11.4	29	0
Romeo Doubs	5	55	11.0	21	0
Matthew Golden	3	86	28.7	35	0
Tucker Kraft	2	43	21.5	24	1
Dontayvion Wicks	2	15	7.5	9	0
Luke Musgrave	1	7	7.0	7	0
Emanuel Wilson	1	-4	-4.0	-4	0
TOTAL	19	259	13.6	35	1

TOP DEFENSE	TOT	SOLO	AST	SKC	YDS	INT
Edgerrin Cooper	11	4	7	0.0	0.0	0
Quay Walker	8	5	3	0.0	0.0	0
Javon Bullard	6	4	2	0.0	0.0	0

FIELD GOALS	FGM/FGA	PERCENT	RESULTS
Lucas Havrisik	2-2	100.0	43G, 39G
TOTAL	2-2	100.0	

GREEN BAY, Wis. (AP) — Josh Jacobs rushed for two touchdowns and the Green Bay Packers held off Cincinnati for a 27-18 victory in Joe Flacco's Bengals debut on Sunday. Jacobs had a 3-yard TD run in the second quarter and opened the fourth by scoring on a 14-yard burst up the middle. Jordan Love went 19 of 26 for 259 yards with an interception and a 19-yard TD pass to Tucker Kraft. Lucas Havrisik sealed the win by making a 39-yard field goal with 1:52 remaining. Evan McPherson was wide right on a 56-yard attempt with 41 seconds left. McPherson also made a 45-yard field goal. Flacco was 29 of 45 for 219 yards and two TDs. Although Cincinnati never led, the Bengals made it a one-score game on Flacco's 19-yard TD pass to Ja'Marr Chase on a fourth-and-5 play with 4:11 to go. A two-point conversion pass from Flacco to Chase Brown cut Green Bay's lead to 24-18. Love threw a 31-yard pass to Matthew Golden on third-and-8 to get the Packers down to Cincinnati's 29-yard line with 2:24 remaining that set up Havrisik's second field goal. The Bengals got back into the game by opening the second half with a 17-play, 78-yard touchdown drive that lasted 10 minutes, 14 seconds. On fourth-and-goal, Flacco threw a 2-yard touchdown pass to Tanner Hudson. Jacobs' second touchdown made it 17-7. Cincinnati cut the lead to 17-10 with 10:43 left before Love and Kraft connected for Green Bay's longest touchdown completion of the season. Kraft caught the ball a couple of yards beyond the line of scrimmage, shed a tackle and lowered his shoulder to get through cornerback Cam Taylor-Britt and land in the right corner of the end zone.

## Team Statistics

First Downs	20	24
3rd-Down Eff. (Made/Att/Pct)	6/15/40%	5/11/45%
4th-Down Eff. (Made/Att/Pct)	2/2/100%	1/1/100%
Total Net Yards	268	409
Total Plays	62	60
Yards Per Play	4.3	6.8
Rushes/Net Yards	16/55	33/153
Net Passing	213	256
Pass Attempts/Completions	45/29	26/19
Had Intercepted	0	1
Sacked/Yards Lost	1/6	1/3
Punts/Average	4/52.8	2/45.8
Penalties/Yards	3/17	5/40
Fumbles/Lost	0/0	0/0
Possession Time	27:16	32:44

## Bengals Packers

First Downs	20	24
3rd-Down Eff. (Made/Att/Pct)	6/15/40%	5/11/45%
4th-Down Eff. (Made/Att/Pct)	2/2/100%	1/1/100%
Total Net Yards	268	409
Total Plays	62	60
Yards Per Play	4.3	6.8
Rushes/Net Yards	16/55	33/153
Net Passing	213	256
Pass Attempts/Completions	45/29	26/19
Had Intercepted	0	1
Sacked/Yards Lost	1/6	1/3
Punts/Average	4/52.8	2/45.8
Penalties/Yards	3/17	5/40
Fumbles/Lost	0/0	0/0
Possession Time	27:16	32:44

GAME SUMMARIES



WEEK 7  
Green Bay Packers 27, Arizona Cardinals 23  
64,810 State Farm Stadium Oct 19, 2025

Green Bay Packers	0	6	7	14	—	27
Arizona Cardinals	3	10	7	3	—	23

Arizona Cardinals Starters

OFFENSE			DEFENSE		
WR	18	M. Harrison Jr.	DT	55	D. Stills
WR	14	M. Wilson	NT	94	D. Tomlinson
LT	70	P. Johnson Jr.	OT	93	C. Campbell
LG	63	E. Brown	OLB	5	B. Browning
C	72	H. Froholdt	ILB	2	M. Wilson Sr.
RG	76	W. Hernandez	ILB	27	A. Davis-Gaither
RT	73	J. Williams	OLB	10	J. Sweat
TE	85	T. McBride	CB	0	W. Johnson
TE	84	E. Higgins	CB	16	M. Melton
QB	7	J. Brissett	S	3	B. Baker
RB	20	Z. Knight	S	34	J. Thompson

Green Bay Packers Starters

OFFENSE			DEFENSE		
WR	87	R. Doubs	DE	52	R. Gary
WR	0	M. Golden	DT	94	K. Brooks
LT	63	R. Walker	DT	96	C. Wooden
LG	65	A. Banks	DE	1	M. Parsons
C	74	E. Jenkins	LB	58	I. McDuffie
RG	77	J. Morgan	LB	7	Q. Walker
RT	50	Z. Tom	LB	56	E. Cooper
TE	85	T. Kraft	CB	25	K. Nixson
TE	88	L. Musgrave	CB	21	N. Hobbs
QB	10	J. Love	S	29	X. McKinney
RB	8	J. Jacobs	S	33	E. Williams

SCORING DRIVES

TEAM	QTR	TIME	SCORING PLAY	GB	ARI
Cardinals	1	07:34	C.Ryland 32 yd. Field Goal (15-59, 7:26)	0	3
Packers	2	09:06	L.Havrisik 31 yd. Field Goal (9-67, 4:20)	3	3
Cardinals	2	05:02	C.Ryland 40 yd. Field Goal (8-49, 4:04)	3	6
Cardinals	2	00:07	T.McBride 15 yd. pass from J.Brissett (C.Ryland kick) (9-71, 2:57)	3	13
Packers	2	00:00	L.Havrisik 61 yd. Field Goal (2-22, 0:07)	6	13
Packers	3	09:47	J.Jacobs 7 yd. run (L.Havrisik kick) (4-44, 1:56)	13	13
Cardinals	3	04:17	T.McBride 12 yd. pass from J.Brissett (C.Ryland kick) (9-65, 5:30)	13	20
Packers	4	14:55	T.Kraft 7 yd. pass from J.Love (L.Havrisik kick) (9-67, 4:22)	20	20
Cardinals	4	09:01	C.Ryland 39 yd. Field Goal (11-24, 5:54)	20	23
Packers	4	01:50	J.Jacobs 1 yd. run (L.Havrisik kick) (10-48, 4:01)	27	23

GREEN BAY PACKERS

PASSING	ATT	CP	YDS	SK/YD	TD	LG	INT	RTG
Jordan Love	29	19	179	1/11	1	22	0	93.9
TOTAL	29	19	179	1/11	1	22	0	93.9

RUSHING	ATT	YDS	AVG	LG	TD
Josh Jacobs	13	55	4.2	10	2
Jordan Love	4	22	5.5	12	0
Emanuel Wilson	6	17	2.8	8	0
TOTAL	23	94	4.1	12	2

RECEIVING	NO	YDS	AVG	LG	TD
Romeo Doubs	6	72	12.0	22	0
Tucker Kraft	5	58	11.6	22	1
Matthew Golden	4	37	9.3	17	0
John FitzPatrick	1	6	6.0	6	0
Dontayvion Wicks	1	5	5.0	5	0
Josh Jacobs	1	3	3.0	3	0
Emanuel Wilson	1	-2	-2.0	-2	0
TOTAL	19	179	9.4	22	1

TOP DEFENSE	TOT	SOLO	AST	SCK	YDS	INT
Quay Walker	9	5	4	1.5	11.5	0
Xavier McKinney	8	2	6	0.0	0.0	0
Javon Bullard	7	3	4	0.0	0.0	0

FIELD GOALS	FGM/FGA	PERCENT	RESULTS
Lucas Havrisik	2-2	100.0	31G, 61G
TOTAL	2-2	100.0	

ARIZONA CARDINALS

PASSING	ATT	CP	YDS	SK/YD	TD	LG	INT	RTG
Jacoby Brissett	36	25	279	6/43	2	43	0	110.8
TOTAL	36	25	279	6/43	2	43	0	110.8

RUSHING	ATT	YDS	AVG	LG	TD
Zonovan Knight	14	57	4.1	9	0
Jacoby Brissett	6	26	4.3	11	0
Michael Carter	7	11	1.6	5	0
D'Ernest Johnson	1	0	0.0	0	0
TOTAL	28	94	3.4	11	0

RECEIVING	NO	YDS	AVG	LG	TD
Trey McBride	10	74	7.4	15t	2
Michael Wilson	3	40	13.3	18	0
Zonovan Knight	3	7	2.3	5	0
Zay Jones	2	67	33.5	43	0
Marvin Harrison Jr.	2	58	29.0	35	0
Michael Carter	2	25	12.5	14	0
Greg Dortch	2	5	2.5	5	0
Elijah Higgins	1	3	3.0	3	0
TOTAL	25	279	11.2	43	2

TOP DEFENSE	TOT	SOLO	AST	SCK	YDS	INT
Budda Baker	8	4	4	0.0	0.0	0
Akeem Davis-Gaither	8	4	4	0.0	0.0	0
Dadrión Taylor-Demerson	6	2	4	0.0	0.0	0

FIELD GOALS	FGM/FGA	PERCENT	RESULTS
Chad Ryland	3-3	100.0	32G, 40G, 39G
TOTAL	3-3	100.0	

GLENDALE, Ariz. (AP) — Josh Jacobs ran for a go-ahead, 1-yard TD with 1:50 remaining and Micah Parsons had a career-high three sacks as the Packers rallied from an early deficit to beat the Arizona Cardinals, 27-23. Green Bay (4-1-1) fought through a sluggish first half to win its first road game of the season. Jacoby Brissett — filling in for the injured Kyler Murray — threw for 279 yards and two TDs. The Cardinals have lost five straight by a combined 13 points. Jacobs produced his third straight two-TD game, finishing with 55 yards rushing and also running for a 7-yard TD in the third quarter. Jordan Love completed 19 of 29 passes for 179 yards and a TD. Parsons finished with three sacks, four tackles for loss and five quarterback hurries, making life difficult for Brissett all afternoon. The Cardinals had the ball on a 23-20 lead with 5:58 left, but Brissett was stopped short of a first down on a fourth-and-1 quarterback sneak. That gave the ball to the Packers at the Arizona 48. Green Bay methodically moved downfield — converting an important fourth-and-2 pass to Tucker Kraft — before Jacobs fought for the 1-yard TD on the 10th play of the drive and a 27-23 lead. Cardinals tight end Trey McBride caught two TD passes, including a 12-yard score with 4:17 left in the third quarter for a 20-13 lead. The Packers managed to make it a one-score game by halftime when Lucas Havrisik booted a franchise-record 61-yard FG as time expired, cutting the margin to 13-6. The Cardinals took a 3-0 lead on the opening drive after Chad Ryland's 32-yard FG. It was the first time Green Bay had given up points in the first quarter all season. Bam Knight led Arizona with 57 yards rushing.

Team Statistics

First Downs	19
3rd-Down Eff. (Made/Att/Pct)	3/10/30%
4th-Down Eff. (Made/Att/Pct)	2/3/67%
Total Net Yards	262
Total Plays	53
Yards Per Play	4.9
Rushes/Net Yards	23/84
Net Passing	168
Pass Attempts/Completions	29/19
Had Intercepted	0
Sacked/Yards Lost	1/11
Punts/Average	3/58.0
Penalties/Yards	10/94
Fumbles/Lost	2/0
Possession Time	25:50

Packers Cardinals

19	23
3/10/30%	7/14/50%
2/3/67%	0/2/0%
262	330
53	70
4.9	4.7
23/84	28/94
168	236
29/19	36/25
0	0
1/11	6/43
3/58.0	1/42.0
10/94	6/55
2/0	1/1
25:50	34:10

GAME SUMMARIES



35

WEEK 8  
Green Bay Packers 35, Pittsburgh Steelers 25  
67,386 🌐 Acrisure Stadium 🌐 Oct 26, 2025



25

Green Bay Packers	7	0	7	21	—	35
Pittsburgh Steelers	3	13	3	6	—	25

Pittsburgh Steelers Starters

OFFENSE			DEFENSE		
TE	88	P. Freiermuth	DT	97	C. Heyward
WR	4	D. Metcalf	NT	95	K. Benton
LT	77	B. Jones	LOLB	90	T. Watt
LG	73	I. Seumalo	LILB	6	P. Queen
C	54	Z. Frazier	RILB	40	P. Wilson
RG	66	M. McCormick	ROLB	56	A. Highsmith
RT	76	T. Fautanu	RCB	24	J. Porter Jr.
RB	19	C. Austin III	LSB	23	D. Slay
QB	8	A. Rodgers	FS	21	C. Clark
RB	30	J. Warren	SS	25	D. Elliott
WR	10	R. Wilson	NCB	5	J. Ramsey

Green Bay Packers Starters

OFFENSE			DEFENSE		
WR	87	R. Doubs	DE	52	R. Gary
WR	9	C. Watson	DT	95	D. Wyatt
WR	0	M. Golden	DT	96	C. Woodson
LT	63	R. Walker	DE	1	M. Parsons
LG	65	A. Banks	LB	7	Q. Walker
C	74	E. Jenkins	LB	56	E. Cooper
RG	77	J. Morgan	CB	25	K. Nixon
RT	50	Z. Tonn	CB	24	C. Valentine
TE	85	T. Kraft	S	29	X. McKinney
QB	10	J. Love	S	33	E. Williams
RB	8	J. Jacobs	S	20	J. Bullard

OFFICIALS: Referee: Shawn Hochuli (83), Umpire: Larry Smith (102), Down Judge: Patrick Holt (106), Line Judge: Tim Podraza (47), Field Judge: Jason Ledet (72), Side Judge: Jim Quirk (5), Back Judge: Jimmy Russell (82), Replay Official: James Nicholson, Replay Assistant: Adam Chaoe

SCORING DRIVES

TEAM	QTR	TIME	SCORING PLAY	GB	PIT
Steelers	1	08:41	C.Boswell 56 yd. Field Goal (7-42, 4:45)	0	3
Packers	1	05:05	T.Kraft 16 yd. pass from J.Love (B.McManus kick) (6-67, 3:36)	7	3
Steelers	2	12:18	C.Boswell 50 yd. Field Goal (6-21, 2:32)	7	6
Steelers	2	05:52	C.Boswell 48 yd. Field Goal (9-35, 5:14)	7	9
Steelers	2	00:34	D.Metcalf 2 yd. pass from A.Rodgers (C.Boswell kick) (9-84, 3:32)	7	16
Packers	3	08:48	S.Williams 8 yd. pass from J.Love (B.McManus kick) (9-90, 5:13)	14	16
Steelers	3	05:34	C.Boswell 56 yd. Field Goal (7-39, 3:14)	14	19
Packers	4	14:55	J.Jacobs 3 yd. run (J.Love-R.Doubs pass) (10-78, 5:39)	22	19
Packers	4	10:57	T.Kraft 24 yd. pass from J.Love (B.McManus kick) (4-45, 2:01)	29	19
Packers	4	05:28	B.McManus 28 yd. Field Goal (8-47, 3:28)	32	19
Packers	4	03:59	B.McManus 25 yd. Field Goal (5-19, 1:08)	35	19
Steelers	4	02:07	R.Wilson 21 yd. pass from A.Rodgers (pass failed) (9-70, 1:52)	35	25

GREEN BAY PACKERS

PASSING	ATT	CP	YDS	SK/YD	TD	LG	INT	RTG
Jordan Love	37	29	360	0/0	3	59	0	134.2
TOTAL	37	29	360	0/0	3	59	0	134.2

PITTSBURGH STEELERS

PASSING	ATT	CP	YDS	SK/YD	TD	LG	INT	RTG
Aaron Rodgers	36	24	219	3/17	2	45	0	101.5
TOTAL	36	24	219	3/17	2	45	0	101.5

RUSHING	ATT	YDS	AVG	LG	TD
Emanuel Wilson	11	61	5.5	15	0
Jaylen Warren	13	33	2.5	6	1
Savion Williams	1	1	1.0	1	0
Jordan Love	1	-1	-1.0	-1	0
TOTAL	26	94	3.6	15	1

RUSHING	ATT	YDS	AVG	LG	TD
Jaylen Warren	13	62	4.8	17	0
Kenneth Gainwell	5	31	6.2	14	0
TOTAL	18	93	5.2	17	0

RECEIVING	NO	YDS	AVG	LG	TD
Tucker Kraft	7	143	20.4	59	2
Christian Watson	4	85	21.3	33	0
Romeo Doubs	3	44	14.7	24	0
Malik Heath	3	29	9.7	13	0
Emanuel Wilson	3	26	8.7	14	0
Josh Jacobs	3	12	4.0	8	0
Matthew Golden	3	4	1.3	4	0
Savion Williams	1	8	8.0	8t	1
Luke Musgrave	1	5	5.0	5	0
John FitzPatrick	1	4	4.0	4	0
TOTAL	29	360	12.4	59	3

RECEIVING	NO	YDS	AVG	LG	TD
DK Metcalf	5	55	11.0	24	1
Roman Wilson	4	74	18.5	45	1
Calvin Austin III	4	28	7.0	13	0
Pat Freiermuth	3	13	4.3	6	0
Jonnu Smith	2	17	8.5	10	0
Jaylen Warren	2	11	5.5	11	0
Kenneth Gainwell	2	4	2.0	3	0
Ben Skowronek	1	13	13.0	13	0
Spencer Anderson	1	4	4.0	4	0
TOTAL	24	219	9.1	45	2

TOP DEFENSE	TOT	SOLO	AST	SCK	YDS	INT
Xavier McKinney	7	6	1	0.0	0.0	0
Keisean Nixon	5	4	1	0.0	0.0	0
Javon Bullard	5	3	2	0.0	0.0	0

TOP DEFENSE	TOT	SOLO	AST	SCK	YDS	INT
Payton Wilson	8	4	4	0.0	0.0	0
Cameron Heyward	7	4	3	0.0	0.0	0
T.J. Watt	6	2	4	0.0	0.0	0

FIELD GOALS	FGM/FGA PERCENT	RESULTS
Brandon McManus	2-4 50.0	57SH, 44WL, 28G, 25G
TOTAL	2-4 50.0	

FIELD GOALS	FGM/FGA PERCENT	RESULTS
Chris Boswell	4-4 100.0	56G, 50G, 48G, 56G
TOTAL	4-4 100.0	

PITTSBURGH (AP) — Jordan Love passed for 360 yards and three TDs as Green Bay raced past Aaron Rodgers and the Pittsburgh Steelers, 35-25. Love completed 29 of 35 passes, including a franchise-record-tying 20 straight spanning the end of the first half and the vast majority of the second. Green Bay piled up 454 yards of total offense and after a promising first half, the 41-year-old Rodgers and the rest of Pittsburgh's offense couldn't keep pace. Rodgers completed 24 of 36 passes for 219 yards and two TDs but couldn't deliver the kind of magic that he has summoned on occasion in his 21st year. Love completed his last four passes of the first half and his first 16 of the second, two of them for scores, as the Packers erased a nine-point deficit to win at Pittsburgh for the first time since 1970. Tight end Tucker Kraft caught seven passes for a career-high 143 yards and two TDs. Christian Watson added four receptions for 85 yards in his return from a torn ACL he suffered in the 2024 regular-season finale. Josh Jacobs ran for just 33 yards, but his 3-yard scoring sprint on the first play of the fourth quarter put the Packers up for good as Pittsburgh's defense stumbled yet again.

Team Statistics

First Downs	22
3rd-Down Eff. (Made/Att/Pct)	5/12/42%
4th-Down Eff. (Made/Att/Pct)	1/1/100%
Total Net Yards	454
Total Plays	63
Yards Per Play	7.2
Rushes/Net Yards	26/94
Net Passing	360
Pass Attempts/Completions	37/29
Had Intercepted	0
Sacked/Yards Lost	0/0
Punts/Average	3/50.7
Penalties/Yards	5/47
Fumbles/Lost	2/0
Possession Time	31:48

Packers

16
1/10/10%
1/1/100%
295
57
5.2
18/93
302
26/24
0
3/17
4/48.5
6/65
1/1
28:12



GAME SUMMARIES



16

WEEK 9

Carolina Panthers 16, Green Bay Packers 13  
77,864 🟢 Lambeau Field 🟢 Nov 2, 2025



13

Carolina Panthers	0	7	6	3	—	16
Green Bay Packers	0	6	0	7	—	13

Carolina Panthers Starters

OFFENSE				DEFENSE			
WR	4	T. McMillan		DT	99	T. Wharton	
WR	18	J. Coker		DE	94	A. Robinson	
LT	79	I. Ekvisonu		DE	95	D. Brown	
LG	68	D. Lewis		OLB	98	D. Womum	
C	63	A. Corbett		LB	32	T. Wallace	
RG	62	C. Zavala		LB	56	C. Rozeboom	
RT	77	Y. Nijman		CB	2	M. Jackson	
TE	82	T. Tremble		CB	6	J. Horn	
WR	17	X. Legette		S	21	N. Scott	
QB	9	B. Young		S	7	T. Moehrig	
RB	5	R. Dowdle		S	22	L. Ransom	

Green Bay Packers Starters

OFFENSE				DEFENSE			
WR	87	R. Doubs		DE	52	R. Gary	
WR	9	C. Watson		DT	95	D. Wyatt	
LT	63	R. Walker		DT	96	C. Wooden	
LG	65	A. Banks		DE	1	M. Parsons	
C	74	E. Jenkins		LB	58	I. McDuffie	
RG	77	J. Morgan		LB	7	Q. Walker	
RT	50	Z. Tom		LB	56	E. Cooper	
TE	85	T. Kraft		CB	25	K. Nixon	
TE	88	L. Musgrave		CB	24	C. Valentine	
QB	10	J. Love		S	29	X. McKinney	
RB	8	J. Jacobs		S	33	E. Williams	

SCORING DRIVES

TEAM	QTR	TIME	SCORING PLAY	CAR	GB
Packers	2	07:53	B.McManus 49 yd. Field Goal (9-49, 5:02)	0	3
Panthers	2	02:22	R.Dowdle 5 yd. run (R.Fitzgerald kick) (10-76, 5:31)	7	3
Packers	2	00:00	B.McManus 27 yd. Field Goal (10-50, 2:22)	7	6
Panthers	3	02:12	R.Dowdle 1 yd. run (kick short) (8-38, 4:15)	13	6
Packers	4	02:01	J.Jacobs 1 yd. run (B.McManus kick) (12-71, 4:52)	13	13
Panthers	4	00:00	R.Fitzgerald 49 yd. Field Goal (9-40, 2:32)	16	13

CAROLINA PANTHERS

PASSING	ATT	CP	YDS	SK/YD	TD	LG	INT	RTG
Bryce Young	20	11	102	1/0	0	22	1	48.3
TOTAL	20	11	102	1/0	0	22	1	48.3

RUSHING	ATT	YDS	AVG	LG	TD
Rico Dowdle	25	130	5.2	29	2
Chuba Hubbard	5	17	3.4	8	0
Bryce Young	2	9	4.5	5	0
Jimmy Horn Jr.	1	7	7.0	7	0
TOTAL	33	163	4.9	29	2

RECEIVING	NO	YDS	AVG	LG	TD
Tetaurus McMillan	4	46	11.5	16	0
Rico Dowdle	2	11	5.5	8	0
Xavier Legette	1	22	22.0	22	0
Josh Coker	1	9	9.0	9	0
Brycen Tremayne	1	8	8.0	8	0
Ja'Tavion Sanders	1	5	5.0	5	0
Jimmy Horn Jr.	1	1	1.0	1	0
TOTAL	11	102	9.3	22	0

TOP DEFENSE	TOT	SOLO	AST	SKC	YDS	INT
Christian Rozeboom	15	7	8	0.0	0.0	0
Trevin Wallace	9	6	3	0.0	0.0	0
Turk Wharton	7	2	5	1.0	8.0	0

FIELD GOALS	FGM/FGA	PERCENT	RESULTS
Ryan Fitzgerald	1-1	100.0	49G
TOTAL	1-1	100.0	

GREEN BAY PACKERS

PASSING	ATT	CP	YDS	SK/YD	TD	LG	INT	RTG
Jordan Love	37	26	273	1/8	0	52	1	80.1
TOTAL	37	26	273	1/8	0	52	1	80.1

RUSHING	ATT	YDS	AVG	LG	TD
Josh Jacobs	17	87	5.1	18	1
Emanuel Wilson	6	16	2.7	7	0
Jordan Love	1	1	1.0	1	0
Savion Williams	1	0	0.0	0	0
TOTAL	25	104	4.2	18	1

RECEIVING	NO	YDS	AVG	LG	TD
Romeo Doubs	7	91	13.0	30	0
Josh Jacobs	4	13	3.3	7	0
Luke Musgrave	3	34	11.3	21	0
Christian Watson	2	58	29.0	52	0
Chris Brooks	2	24	12.0	16	0
Tucker Kraft	2	20	10.0	10	0
Savion Williams	2	12	6.0	6	0
Matthew Golden	2	9	4.5	6	0
Malik Heath	1	11	11.0	11	0
Emanuel Wilson	1	1	1.0	1	0
TOTAL	26	273	10.5	52	0

TOP DEFENSE	TOT	SOLO	AST	SKC	YDS	INT
Xavier McKinney	9	3	6	1.0	0.0	1
Edgerrin Cooper	8	3	5	0.0	0.0	0
Quay Walker	7	2	5	0.0	0.0	0

FIELD GOALS	FGM/FGA	PERCENT	RESULTS
Brandon McManus	2-3	66.7	49G, 27G, 43WL
TOTAL	2-3	66.7	

GREEN BAY, Wis. (AP) — Rico Dowdle rushed for 130 yards and two TDs, and his big run in the final minute set up Ryan Fitzgerald's last-second 49-yard FG as Carolina beat Green Bay, 16-13, on Sunday. It was the second time this season that Fitzgerald has made a winning FG as time expired. Dowdle's second TD of the day gave the Panthers a 13-6 lead late in the third quarter. Fitzgerald's ensuing 48-yard extra-point attempt into a swirling wind was well short, keeping Carolina's lead at 13-6. So when Green Bay's Josh Jacobs scored from a yard out on third-and-goal with 2:32 left, the Packers didn't need to go for two and tied the game on Brandon McManus' extra point. After Carolina got the ball back, Dowdle's 19-yard carry on second-and-10 from midfield set up Fitzgerald's kick. Before Jacobs' TD, the Packers had marched inside the Carolina 35 on five of their first six possessions, but had only two field goals to show for it. Savion Williams had a red-zone fumble and Carolina's Tre'von Moehrig picked off a pass by Jordan Love, leading to a Panthers TD. McManus converted from 49 and 27 yards out but also missed a 43-yarder that would have put Green Bay ahead in the third quarter. Dowdle's second TD came after Green Bay's Keisean Nixon was called for pass interference on a third-and-goal incomplection.

Team Statistics

First Downs	
3rd-Down Eff. (Made/Att/Pct)	4/10/40%
4th-Down Eff. (Made/Att/Pct)	2/2/100%
Total Net Yards	265
Total Plays	54
Yards Per Play	4.9
Rushes/Net Yards	33/163
Net Passing	102
Pass Attempts/Completions	20/11
Had Intercepted	1
Sacked/Yards Lost	1/0
Punts/Average	3/44.7
Penalties/Yards	5/39
Fumbles/Lost	1/0
Possession Time	29:50

Panthers

19	20
4/10/40%	7/13/54%
2/2/100%	2/3/67%
265	369
54	63
4.9	5.9
33/163	25/104
102	265
20/11	37/26
1	1
1/0	1/8
3/44.7	0/0.0
5/39	7/42
1/0	1/1
29:50	30:10

Packers

GAME SUMMARIES



WEEK 10  
Philadelphia Eagles 10, Green Bay Packers 7  
78,254 @ Lambeau Field @ Nov 10, 2025

Philadelphia Eagles	0	0	3	7	10
Green Bay Packers	0	0	0	7	7

Philadelphia Eagles Starters

OFFENSE			DEFENSE		
WR	11	A. Brown	OLB	15	J. Phillips
WR	6	D. Smith	OLB	3	N. Smith
TE	36	C. Latt	DT	98	J. Carter
TE	88	D. Goedert	DT	90	J. Davis
QB	1	J. Hurts	LB	53	Z. Baun
RB	26	S. Barkley	LB	17	N. Dean
			CB	8	A. Jackson
			CB	27	D. Mitchell
			DB	33	C. DeJean
			S	32	R. Blankenship
			S	24	A. Mukuba

Green Bay Packers Starters

OFFENSE			DEFENSE		
WR	87	R. Doubs	DE	52	R. Gary
WR	13	D. Wicks	DT	95	D. Wicks
WR	9	C. Watson	DT	96	C. Wooden
LT	63	R. Walker	DE	1	M. Parsons
LG	65	A. Banks	LB	58	I. McDuffie
C	74	E. Jenkins	LB	7	D. Walker
RG	77	J. Morgan	LB	56	E. Cooper
RT	50	Z. Tom	CB	25	K. Nixon
TE	88	L. Musgrave	CB	24	C. Valentine
QB	10	J. Love	S	29	X. McKinney
RB	8	J. Jacobs	S	33	E. Williams

SCORING DRIVES

TEAM	QTR	TIME	SCORING PLAY	PHI	GB
Eagles	3	08:58	J.Elliott 39 yd. Field Goal (10-50, 6:02)	3	0
Eagles	4	10:35	D.Smith 36 yd. pass from J.Hurts (J.Elliott kick) (4-80, 2:11)	10	0
Packers	4	05:49	J.Jacobs 6 yd. run (B.McManus kick) (11-75, 4:46)	10	7

PHILADELPHIA EAGLES

PASSING	ATT	CP	YDS	SK/YD	TD	LG	INT	RTG
Jalen Hurts	26	15	183	0/0	1	41	0	92.3
TOTAL	26	15	183	0/0	1	41	0	92.3

RUSHING	ATT	YDS	AVG	LG	TD
Saquon Barkley	22	60	2.7	15	0
Jalen Hurts	5	27	5.4	10	0
Will Shipley	4	17	4.3	7	0
Tank Bigsby	3	7	2.3	5	0
TOTAL	34	111	3.3	15	0

RECEIVING	NO	YDS	AVG	LG	TD
DeVonta Smith	4	69	17.3	36t	1
Dallas Goedert	4	43	10.8	22	0
Saquon Barkley	3	41	13.7	41	0
Will Shipley	2	17	8.5	11	0
A.J. Brown	2	13	6.5	7	0
TOTAL	15	183	12.2	41	1

TOP DEFENSE	TOT	SOLO	AST	SCK	YDS	INT
Zack Baun	8	5	3	0.0	0.0	0
Nakobe Dean	7	6	1	1.0	8.0	0
Reed Blankenship	7	2	5	0.0	0.0	0

FIELD GOALS	FGM/FGA	PERCENT	RESULTS
Jake Elliott	1-1	100.0	39G
TOTAL	1-1	100.0	

GREEN BAY PACKERS

PASSING	ATT	CP	YDS	SK/YD	TD	LG	INT	RTG
Jordan Love	36	20	176	3/19	0	25	0	68.8
TOTAL	36	20	176	3/19	0	25	0	68.8

RUSHING	ATT	YDS	AVG	LG	TD
Josh Jacobs	21	74	3.5	11	1
Jordan Love	5	28	5.6	12	0
Emanuel Wilson	1	2	2.0	2	0
TOTAL	27	104	3.9	12	1

RECEIVING	NO	YDS	AVG	LG	TD
Josh Jacobs	5	33	6.6	9	0
Dontayvion Wicks	4	38	9.5	20	0
Luke Musgrave	3	23	7.7	9	0
Christian Watson	2	45	22.5	25	0
Bo Melton	2	28	14.0	18	0
Savion Williams	2	2	1.0	2	0
Romeo Doubs	1	5	5.0	5	0
Emanuel Wilson	1	2	2.0	2	0
TOTAL	20	176	8.8	25	0

TOP DEFENSE	TOT	SOLO	AST	SCK	YDS	INT
Xavier McKinney	7	4	3	0.0	0.0	0
Quay Walker	6	5	1	0.0	0.0	0
Evan Williams	6	4	2	0.0	0.0	0

FIELD GOALS	FGM/FGA	PERCENT	RESULTS
Brandon McManus	0-1	0.0	64SH
TOTAL	0-1	0.0	

GREEN BAY, Wis. (AP) — Jalen Hurts threw a 36-yard pass to DeVonta Smith for Philadelphia's only touchdown as the Eagles' defense led the way to a 10-7 victory over the Green Bay Packers on Monday night. Brandon McManus' attempt at a game-tying, 64-yard FG as time expired fell several yards short. Philadelphia led 3-0 and faced third-and-7 from its own 23 when Saquon Barkley caught a pass 5 yards behind the line of scrimmage and burst up-field for a 41-yard gain. On the next play, Smith made a leaping catch in the end zone, giving the Eagles a 10-0 lead with 10:35 remaining. Green Bay cut Philadelphia's advantage to 10-7 on Josh Jacobs' 6-yard TD run with 5:49 left. The Packers got the ball back at their own 10 with 2:18 and two timeouts remaining, but that drive ended when Jacobs fumbled while getting stopped for a 4-yard loss on fourth-and-1. Green Bay had one last chance with 27 seconds left from its own 36. An 18-yard completion to Bo Melton got the Packers beyond midfield, but McManus couldn't convert what would have been the longest field goal in team history. This was the first NFL game to be scoreless at halftime since Dec. 10, 2023. Philadelphia finally broke through when Jake Elliott's 39-yard FG capped the Eagles' opening series of the second half. Green Bay's Edgerin Cooper knocked the ball away from Hurts at the end of an 11-yard run on Philadelphia's opening series. The Packers had second-and-10 at Philadelphia's 27 in the final minute of the second quarter when Love lost the ball while getting sacked by Nakobe Dean. The fumble was recovered by Jaelan Phillips.

Team Statistics

First Downs	13
3rd-Down Eff. (Made/Att/Pct)	7/16/44%
4th-Down Eff. (Made/Att/Pct)	0/2/0%
Total Net Yards	294
Total Plays	60
Yards Per Play	4.9
Rushes/Net Yards	34/111
Net Passing	183
Pass Attempts/Completions	26/15
Had Intercepted	0
Sacked/Yards Lost	0/0
Punts/Average	5/47.6
Penalties/Yards	7/61
Fumbles/Lost	1/1
Possession Time	32:05

Eagles Packers

13	18
7/16/44%	5/13/38%
0/2/0%	1/3/33%
294	261
60	66
4.9	4.0
34/111	27/104
183	157
26/15	36/20
0	0
0/0	3/19
5/47.6	5/47.8
7/61	4/20
1/1	3/2
32:05	27:55

GAME SUMMARIES



WEEK 11  
Green Bay Packers 27, New York Giants 20  
82,438 MetLife Stadium Nov 16, 2025

Green Bay Packers	0	13	6	8	—	27
New York Giants	7	6	0	7	—	20

New York Giants Starters

OFFENSE			DEFENSE		
WR	17	W. Robinson	DL	91	D. Alexander
WR	89	I. Hodgins	DL	97	D. Lawrence II
TE	84	T. Johnson	DL	95	R. Robertson-Harris
TE	82	D. Bellinger	OLB	45	T. Fox
LT	78	A. Thomas	OLB	0	B. Burns
LG	76	J. Runyan Jr.	ILB	58	B. Okereke
C	61	J. Schmitz Jr.	ILB	33	D. Flannigan-Fowles
RG	74	C. Van Raden	CB	28	C. Flett
RT	72	J. Eluemunor	CB	2	D. Banks
QB	19	J. Winston	S	8	J. Holland
RB	29	T. Tracy Jr.	S	24	D. Belton

Green Bay Packers Starters

OFFENSE			DEFENSE		
WR	87	R. Doubs	DE	52	R. Gary
WR	9	C. Watson	DT	95	D. Wyatt
LT	63	R. Walker	DT	96	C. Wooden
LG	65	A. Banks	DE	1	M. Parsons
C	75	S. Rhyan	LB	58	I. McDuffie
RG	77	J. Morgan	LB	7	Q. Walker
RT	50	Z. Tom	LB	56	E. Cooper
TE	86	J. FitzPatrick	CB	25	K. Nixon
TE	81	J. Whyte	CB	24	C. Valentine
QB	10	J. Love	S	29	X. McKinney
RB	8	J. Jacobs	S	33	E. Williams

OFFICIALS: Referee: Scott Novak (1), Umpire: Mike Morton (89), Down Judge: Brian Sakowski (112), Line Judge: Mark Stewart (75), Field Judge: Terry Brown (43), Side Judge: Don Willard (58), Back Judge: Tony Josselyn (67), Replay Official: Matt Sumstine, Replay Assistant: Brian Davies

SCORING DRIVES

TEAM	QTR	TIME	SCORING PLAY	GB	NYG
Giants	1	10:35	D. Singletary 5 yd. run (Y. Koo kick) (9-65, 4:25)	0	7
Packers	2	13:54	C. Watson 1 yd. pass from M. Willis (kick failed, wr) (12-62, 7:21)	6	7
Packers	2	07:39	E. Wilson 11 yd. run (L. Havrisik kick) (10-84, 4:48)	13	7
Giants	2	01:11	D. Singletary 2 yd. run (kick failed, wr) (11-68, 6:28)	13	13
Packers	3	11:40	J. Whyte 2 yd. pass from J. Love (kick failed, wr) (6-66, 3:20)	19	13
Giants	4	07:22	J. Winston 1 yd. run (Y. Koo kick) (15-85, 7:59)	19	20
Packers	4	04:02	C. Watson 17 yd. pass from J. Love (J. Love-E. Wilson pass) (7-65, 3:20)	27	20

GREEN BAY PACKERS

PASSING	ATT	CP	YDS	SK/YD	TD	LG	INT	RTG
Jordan Love	24	13	174	2/12	2	33	0	105.2
Malik Willis	2	2	6	0/0	1	5	0	118.8
TOTAL	26	15	180	2/12	3	33	0	117.5

NEW YORK GIANTS

PASSING	ATT	CP	YDS	SK/YD	TD	LG	INT	RTG
Jameis Winston	29	19	201	2/7	0	20	1	71.2
TOTAL	29	19	201	2/7	0	20	1	71.2

RUSHING	ATT	YDS	AVG	LG	TD
Emanuel Wilson	11	40	3.6	111	1
Josh Jacobs	7	40	5.7	15	0
Bo Melton	1	17	17.0	17	0
Malik Willis	1	16	16.0	16	0
Chris Brooks	1	8	8.0	8	0
Jordan Love	2	7	3.5	4	0
TOTAL	23	128	5.6	17	1

RUSHING	ATT	YDS	AVG	LG	TD
Tyrone Tracy Jr.	19	88	4.6	17	0
Devin Singletary	16	44	2.8	7	2
Jameis Winston	3	10	3.3	10	1
TOTAL	38	142	3.7	17	3

RECEIVING	NO	YDS	AVG	LG	TD
Romeo Doubs	4	53	13.3	22	0
Christian Watson	4	46	11.5	171	2
Savion Williams	1	33	33.0	33	0
Matthew Golden	1	24	24.0	24	0
Dontayvion Wicks	1	9	9.0	9	0
Emanuel Wilson	1	9	9.0	9	0
John FitzPatrick	1	5	5.0	5	0
Josh Whyte	1	2	2.0	21	1
Luke Musgrave	1	-1	-1.0	-1	0
TOTAL	15	180	12.0	33	3

RECEIVING	NO	YDS	AVG	LG	TD
Isaiah Hodgins	5	57	11.4	20	0
Tyrone Tracy Jr.	4	51	12.8	20	0
Wan'Dale Robinson	4	36	9.0	20	0
Theo Johnson	3	36	12.0	14	0
Jalin Hyatt	2	18	9.0	14	0
Devin Singletary	1	3	3.0	3	0
TOTAL	19	201	10.6	20	0

TOP DEFENSE	TOT	SOLO	AST	SCK	YDS	INT
Isaiah McDuffie	11	5	6	0.5	3.5	0
Keisean Nixon	8	8	0	0.0	0.0	0
Evan Williams	8	4	4	0.0	0.0	1

TOP DEFENSE	TOT	SOLO	AST	SCK	YDS	INT
Bobby Okereke	7	6	1	0.0	0.0	0
Dane Belton	7	5	2	0.0	0.0	0
Brian Burns	5	3	2	2.0	12.0	0

FIELD GOALS	FGM/FGA	PERCENT	RESULTS
No Field Goals			

FIELD GOALS	FGM/FGA	PERCENT	RESULTS
No Field Goals			

EAST RUTHERFORD, N.J. (AP) — Jordan Love returned from injury to throw two TD passes, Malik Willis had one of his own while filling in and the Packers ended their skid by defeating the New York Giants, 27-20, on Sunday. Love provided some heroics on the go-ahead drive in the fourth quarter, connecting with rookie Savion Williams on a 33-yard gain under pressure on third-and-10 and finding Christian Watson in the end zone with 4:02 left to take the lead. The victory came at a cost, though, with starting running back Josh Jacobs exiting early in the second quarter with a knee injury. Jacobs was ruled out just after halftime. Even without him, the Packers (6-3-1) took advantage early of an opposing run defense that ranks 31 out of the NFL's 32 teams. They had 106 of their 128 rushing yards before halftime, including Emanuel Wilson's TD run that ended the drive Willis finished while Love was sidelined. Love completed 13 of 24 passes for 174 yards and the TD throws to reserve tight end Josh Whyte and Watson. The defense that had been a strength in recent weeks allowed a first-quarter touchdown for the first time this season and could not stop Jameis Winston and the Giants from going on a 15-play, 85-yard scoring drive to go up, 20-19. Love going down the field in 3:20, finishing with the 17-yard TD to Watson, and Evan Williams intercepting Winston in the end zone with 36 seconds left allowed Green Bay to escape. The Giants (2-9) lost their fifth game in a row despite two TD runs from Devin Singletary and a QB-sneak TD by Winston.

Team Statistics

First Downs	
3rd-Down Eff. (Made/Att/Pct)	7/11/64%
4th-Down Eff. (Made/Att/Pct)	0/0/0%
Total Net Yards	296
Total Plays	51
Yards Per Play	5.8
Rushes/Net Yards	23/128
Net Passing	168
Pass Attempts/Completions	26/15
Had Intercepted	0
Sacked/Yards Lost	2/12
Punts/Average	4/48.0
Penalties/Yards	5/48
Fumbles/Lost	2/0
Possession Time	24:04

Packers

19	22
7/11/64%	7/14/50%
0/0/0%	3/4/75%
296	336
51	69
5.8	4.9
23/128	38/142
168	
26/15	29/19
0	1
2/12	2/7
4/48.0	2/45.0
5/48	6/77
2/0	1/1
24:04	35:56

Giants

# GAME SUMMARIES



## WEEK 12 Green Bay Packers 23, Minnesota Vikings 6 77,991 @ Lambeau Field Nov 23, 2025

Minnesota Vikings	3	3	0	0	6
Green Bay Packers	7	3	7	6	23

### Minnesota Vikings Starters

OFFENSE			DEFENSE		
WR	3	J. Addison	OLB	43	A. Van Ginkel
WR	18	J. Jefferson	DL	93	J. Allen
TE	84	J. Oliver	DL	61	J. Redmond
TE	87	T. Hockenson	DL	97	J. Hargrave
C	78	R. Kelly	LB	55	E. Wilson
QB	9	J. McCarthy	LB	51	B. Cashman
RB	33	A. Jones Sr.	CB	2	I. Rodgers
			CB	7	B. Murphy Jr.
			S	22	H. Smith
			S	26	T. Jackson
			S	44	J. Metellus

### Green Bay Packers Starters

OFFENSE			DEFENSE		
WR	87	R. Doubs	DE	52	R. Gary
WR	13	D. Wicks	DT	95	D. Wyatt
WR	9	C. Watson	DT	94	K. Brooks
LT	63	R. Walker	DT	96	C. Wood
LG	65	A. Banks	DE	1	M. Parsons
C	75	S. Rhyan	LB	58	I. McDuffie
RG	77	J. Morgan	LB	56	E. Cooper
RT	50	Z. Tom	CB	25	K. Nixon
TE	86	J. FitzPatrick	CB	24	C. Valentine
QB	10	J. Love	S	29	X. McKinney
RB	23	E. Wilson	S	33	E. Williams

### SCORING DRIVES

TEAM	QTR	TIME	SCORING PLAY	MIN	QB
Vikings	1	12:53	W.Reichard 52 yd. Field Goal (7-31, 2:07)	3	0
Packers	1	09:15	E.Wilson 1 yd. run (B.McManus kick) (7-70, 3:38)	3	7
Packers	2	02:25	B.McManus 32 yd. Field Goal (14-68, 8:01)	3	10
Vikings	2	00:10	W.Reichard 59 yd. Field Goal (8-32, 2:15)	6	10
Packers	3	10:53	E.Wilson 1 yd. run (B.McManus kick) (2-5, 0:44)	6	17
Packers	4	12:13	B.McManus 30 yd. Field Goal (8-43, 4:52)	6	20
Packers	4	07:36	B.McManus 40 yd. Field Goal (5-19, 2:41)	6	23

### MINNESOTA VIKINGS

PASSING	ATT	CP	YDS	SK/YD	TD	LG	INT	RTG
J.J. McCarthy	19	12	87	5/35	0	19	2	34.2
TOTAL	19	12	87	5/35	0	19	2	34.2

RUSHING	ATT	YDS	AVG	LG	TD
Jordan Mason	8	42	5.3	22	0
Aaron Jones Sr.	9	41	4.6	13	0
J.J. McCarthy	2	10	5.0	10	0
T.J. Hockenson	1	0	0.0	0	0
TOTAL	20	93	4.7	22	0

RECEIVING	NO	YDS	AVG	LG	TD
Justin Jefferson	4	48	12.0	19	0
T.J. Hockenson	4	19	4.8	5	0
Aaron Jones Sr.	3	16	5.3	6	0
Josh Oliver	1	4	4.0	4	0
TOTAL	12	87	7.3	19	0

TOP DEFENSE	TOT	SOLO	AST	SK	YDS	INT
Blake Cashman	16	8	8	0.0	0.0	0
Joshua Metellus	12	3	9	0.0	0.0	0
Jalen Redmond	6	4	2	0.0	0.0	0

FIELD GOALS	FGM/FGA	PERCENT	RESULTS
Will Reichard	2-2	100.0	52G, 59G
TOTAL	2-2	100.0	

### GREEN BAY PACKERS

PASSING	ATT	CP	YDS	SK/YD	TD	LG	INT	RTG
Jordan Love	21	14	139	1/4	0	18	0	85.2
Malik Willis	1	1	7	0/0	0	7	0	95.8
TOTAL	22	15	146	1/4	0	18	0	86.6

RUSHING	ATT	YDS	AVG	LG	TD
Emanuel Wilson	28	107	3.8	12	2
Chris Brooks	8	21	2.6	10	0
Jordan Love	3	15	5.0	13	0
Malik Willis	2	3	1.5	4	0
Savion Williams	1	0	0.0	0	0
TOTAL	42	146	3.5	13	2

RECEIVING	NO	YDS	AVG	LG	TD
Christian Watson	5	49	9.8	12	0
Dontayvion Wicks	2	32	16.0	18	0
Romeo Doubs	2	23	11.5	18	0
Emanuel Wilson	2	18	9.0	11	0
John FitzPatrick	1	11	11.0	11	0
Luke Musgrave	1	7	7.0	7	0
Chris Brooks	1	5	5.0	5	0
Josh Whyte	1	1	1.0	1	0
TOTAL	15	146	9.7	18	0

TOP DEFENSE	TOT	SOLO	AST	SK	YDS	INT
Isaiah McDuffie	8	4	4	0.5	3.5	1
Evan Williams	4	4	0	0.0	0.0	1
Colby Wooden	4	3	1	0.0	0.0	0

FIELD GOALS	FGM/FGA	PERCENT	RESULTS
Brandon McManus	3-3	100.0	32G, 30G, 40G
TOTAL	3-3	100.0	

GREEN BAY, Wis. (AP) — Emanuel Wilson rushed for a career-high 107 yards and two TDs to back up a dominating performance from Green Bay's defense as the Packers trounced the Minnesota Vikings, 23-6, on Sunday. The Packers forced three turnovers and produced five sacks, including two each from Micah Parsons and Devonte Wyatt. The Vikings totaled 4 net yards and three turnovers in the second half. Because Green Bay's defense was so dominant, the Packers didn't need to show much imagination on offense. Jordan Love completed 14 of 21 passes for 139 yards. Wilson's 28 carries and 107 yards rushing represented the highest single-game totals by any Packers running back this season. The Vikings trailed, 10-6, but stopped Green Bay on the opening drive of the second half when a special teams turnover helped the Packers break the game open. Daniel Whelan's punt bounced inside the 10-yard line and then hit the body of Minnesota's Myles Pierce. Zayne Anderson recovered at the Minnesota 5 to give Green Bay first-and-goal, and Wilson scored two plays later. Once Green Bay opened up a two-score lead, the Vikings needed to rely more on J.J. McCarthy, but couldn't handle the Packers' pass rush. McCarthy went 12 of 19 for 87 yards. Minnesota's last two series ended with McCarthy throwing interceptions to Isaiah McDuffie and Evan Williams. The Vikings' only points came on a pair of Will Reichard field goals from 52 and 59 yards. Reichard became the first player in NFL history to have four field goals of at least 59 yards in one season. Green Bay's Brandon McManus had field goals of 32, 30 and 40 yards.

### Team Statistics

First Downs	10	22
3rd-Down Eff. (Made/Att/Pct)	2/9/22%	7/14/50%
4th-Down Eff. (Made/Att/Pct)	0/1/0%	0/0/0%
Total Net Yards	145	288
Total Plays	44	65
Yards Per Play	3.3	4.4
Rushes/Net Yards	20/93	42/146
Net Passing	52	142
Pass Attempts/Completions	19/12	22/15
Had Intercepted	2	0
Sacked/Yards Lost	5/35	2/4
Punts/Average	4/55.5	4/47.5
Penalties/Yards	2/29	2/10
Fumbles/Lost	2/1	0/0
Possession Time	22:45	37:15

### Vikings Packers

First Downs	10	22
3rd-Down Eff. (Made/Att/Pct)	2/9/22%	7/14/50%
4th-Down Eff. (Made/Att/Pct)	0/1/0%	0/0/0%
Total Net Yards	145	288
Total Plays	44	65
Yards Per Play	3.3	4.4
Rushes/Net Yards	20/93	42/146
Net Passing	52	142
Pass Attempts/Completions	19/12	22/15
Had Intercepted	2	0
Sacked/Yards Lost	5/35	2/4
Punts/Average	4/55.5	4/47.5
Penalties/Yards	2/29	2/10
Fumbles/Lost	2/1	0/0
Possession Time	22:45	37:15

# GAME SUMMARIES



## WEEK 13 Green Bay Packers 31, Detroit Lions 24 66,662 🦋 Ford Field 🦋 Nov 27, 2025

Green Bay Packers	3	14	14	0	—	31
Detroit Lions	0	14	7	3	—	24

### Detroit Lions Starters

OFFENSE				DEFENSE			
WR	1	J. Williams	EDGE	97	A. Hutchinson		
WR	14	A. St. Brown	DL	54	A. McNeil		
LT	68	T. Decker	DL	98	D. Reader		
LG	74	K. Aspinall	DL	91	T. Williams		
C	57	T. Colon	LB	34	A. Anzalone		
RG	69	T. Ratledge	LB	46	J. Campbell		
RT	58	P. Sewell	LB	55	D. Barnes		
RB	32	R. Dwyelle	CB	4	D. Reed		
QB	16	J. Goff	CB	21	A. Robertson		
RB	0	J. Gibbs	S	12	T. Harper		
T	70	D. Skipper	DB	32	B. Branch		

### Green Bay Packers Starters

OFFENSE				DEFENSE			
WR	87	R. Doubs	DE	52	R. Gary		
WR	9	C. Watson	DT	95	D. Wyatt		
LT	63	R. Walker	DT	96	C. Wooden		
LG	65	A. Banks	DE	1	M. Parsons		
C	75	S. Rhyan	LB	59	T. Hopper		
RG	71	A. Belton	LB	58	I. McDuffie		
RT	50	Z. Tom	LB	56	E. Cooper		
TE	88	L. Musgrave	CB	25	K. Nixon		
TE	86	J. FitzPatrick	CB	24	C. Valentine		
QB	10	J. Love	S	29	X. McKinney		
RB	8	J. Jacobs	S	33	E. Williams		

### SCORING DRIVES

TEAM	QTR	TIME	SCORING PLAY	GB	DET
Packers	1	09:12	B. McManus 45 yd. Field Goal (12-56, 5:48)	3	0
Packers	2	14:19	D. Wicks 22 yd. pass from J. Love (B. McManus kick) (9-77, 4:07)	10	0
Lions	2	07:54	D. Montgomery 3 yd. run (J. Bates kick) (10-65, 6:25)	10	7
Packers	2	02:12	R. Doubs 2 yd. pass from J. Love (B. McManus kick) (12-70, 5:42)	17	7
Lions	2	00:25	J. Williams 22 yd. pass from J. Goff (J. Bates kick) (7-65, 1:47)	17	14
Packers	3	10:31	C. Watson 51 yd. pass from J. Love (B. McManus kick) (2-51, 0:37)	24	14
Lions	3	07:25	I. TeSlaa 17 yd. pass from J. Goff (J. Bates kick) (5-71, 3:06)	24	21
Packers	3	01:44	D. Wicks 1 yd. pass from J. Love (B. McManus kick) (9-72, 5:41)	31	21
Lions	4	02:59	J. Bates 31 yd. Field Goal (13-67, 0:03)	31	24

### GREEN BAY PACKERS

PASSING	ATT	CP	YDS	SK/YD	TD	LG	INT	RTG
Jordan Love	30	18	234	0/0	4	511	0	124.2
TOTAL	30	18	234	0/0	4	511	0	124.2

RUSHING	ATT	YDS	AVG	LG	TD
Jahmyr Gibbs	17	83	4.9	29	0
Bo Melton	2	15	7.5	14	0
Emanuel Wilson	4	14	3.5	5	0
Dontayvion Wicks	1	6	6.0	6	0
Jordan Love	5	4	0.8	5	0
Christian Watson	1	3	3.0	3	0
TOTAL	30	125	4.2	29	0

RECEIVING	NO	YDS	AVG	LG	TD
Dontayvion Wicks	6	94	15.7	30	2
Christian Watson	4	80	20.0	511	1
Romeo Doubs	4	20	5.0	8	1
Chris Brooks	2	9	4.5	5	0
Luke Musgrave	1	23	23.0	23	0
Josh Jacobs	1	8	8.0	8	0
TOTAL	18	234	13.0	511	4

TOP DEFENSE	TOT	SOLO	AST	SK	YDS	INT
Isiah McDuffie	12	7	5	0.0	0.0	0
Micha Parsons	8	4	4	2.5	20.0	0
Evan Williams	8	3	5	0.0	0.0	0

FIELD GOALS	FGM/FGA	PERCENT	RESULTS
Brandon McManus	1-1	100.0	45G
TOTAL	1-1	100.0	

### DETROIT LIONS

PASSING	ATT	CP	YDS	SK/YD	TD	LG	INT	RTG
Jared Goff	26	20	256	3/23	2	44	0	132.9
David Montgomery	1	0	0	0/0	0	0	0	39.6
TOTAL	27	20	256	3/23	2	44	0	128.0

RUSHING	ATT	YDS	AVG	LG	TD
Jahmyr Gibbs	20	68	3.4	18	0
David Montgomery	8	32	4.0	14	1
Jared Goff	1	24	24.0	24	0
Jameson Williams	1	-5	-5.0	-5	0
TOTAL	30	119	4.0	24	1

RECEIVING	NO	YDS	AVG	LG	TD
Jameson Williams	7	144	20.6	44	1
Tom Kennedy	4	36	9.0	23	0
Jahmyr Gibbs	3	18	6.0	7	0
Isaac TeSlaa	2	35	17.5	18	1
David Montgomery	2	16	8.0	13	0
Anthony Firkser	1	4	4.0	4	0
Ross Dwyelle	1	3	3.0	3	0
TOTAL	20	256	12.8	44	2

TOP DEFENSE	TOT	SOLO	AST	SK	YDS	INT
Brian Branch	10	7	3	0.0	0.0	0
Alex Anzalone	9	5	4	0.0	0.0	0
Jack Campbell	8	4	4	0.0	0.0	0

FIELD GOALS	FGM/FGA	PERCENT	RESULTS
Jake Bates	1-1	100.0	31G
TOTAL	1-1	100.0	

DETROIT (AP) — Jordan Love converted a pair of fourth downs with scoring passes in the first half and finished with a career-high-matching four TD throws, leading the Green Bay Packers to a 31-24 win over the Detroit Lions on Thursday. Green Bay went 3 of 3 on fourth down and the Lions turned it over on downs two times when they went for it. Green Bay took a 10-0 lead early in the second quarter and restored its 10-point lead three more times.

Micha Parsons finished with 2<sup>1/2</sup> sacks, giving him 12-plus sacks for the first straight season. Two plays after Jahmyr Gibbs was stopped for a loss just inside Green Bay territory on fourth down, Love threw a 51-yard TD pass to Christian Watson to give Green Bay a 24-14 lead early in the third. The Lions went for it on fourth-and-3 from the Packers' 21, trailing by 10, and Jameson Williams dropped a pass. Detroit's defense responded with a stop and the offense reached the Green Bay 4 before Parsons' sack forced Campbell to settle for a field goal and a 31-24 deficit with 2:59 left. On the ensuing possession, Love converted a fourth-and-3 on a 16-yard pass to Dontayvion Wicks to seal the victory. Love was 18 of 30 for 234 yards with a 22-yard pass to Wicks and a 2-yard pass to Romeo Doubs for TDs on fourth down in the second quarter. In the third, Love threw a 1-yard TD pass to Wicks for the receiver's second score of the game. Jared Goff was 20 of 26 for 256 yards with two TDs. Williams finished with seven receptions and 144 yards — both career highs. Gibbs was held in check, running for 68 yards on 20 carries and gaining 18 yards on three catches.

### Team Statistics

First Downs	18	20
3rd-Down Eff. (Made/Att/Pct)	6/12/50%	8/13/62%
4th-Down Eff. (Made/Att/Pct)	3/3/100%	0/2/0%
Total Net Yards	359	352
Total Plays	60	60
Yards Per Play	6.0	5.9
Rushes/Net Yards	30/125	30/119
Net Passing	234	233
Pass Attempts/Completions	30/18	27/20
Had Intercepted	0	0
Sacked/Yards Lost	0/0	3/23
Punts/Average	2/67.0	2/42.5
Penalties/Yards	3/20	5/22
Fumbles/Lost	2/0	1/0
Possession Time	28:54	31:06

### Packers

### Lions

# GAME SUMMARIES



## WEEK 14 Green Bay Packers 28, Chicago Bears 21 78,214 @ Lambeau Field @ Dec 7, 2025



Chicago Bears	0	3	11	7	—	21
Green Bay Packers	0	14	7	7	—	28

### Chicago Bears Starters

OFFENSE			DEFENSE		
LT	75	O. Trapilo	DL	98	M. Sweat
LG	62	J. Thuney	DL	99	G. Dexter Sr.
C	52	D. Dulman	DL	97	A. Billings
RT	73	J. Jackson	DL	94	A. Bowler
RG	28	D. Wright	LB	53	T. Edwards
QB	18	C. Williams	LB	48	D. Jackson
RB	4	D. Swift	CB	1	J. Johnson
WR	2	D. Moore	CB	26	N. Wright
WR	10	L. Burden III	DB	35	C. Gardner-Johnson
WR	14	O. Zaccheaus	S	31	K. Byard III
TE	85	C. Kmet	S	9	J. Brisker

### Green Bay Packers Starters

OFFENSE			DEFENSE		
WR	11	J. Reed	DE	52	R. Gary
WR	13	D. Wicks	DT	94	K. Brooks
WR	9	C. Watson	DT	96	C. Wooden
LT	63	R. Walker	DE	1	M. Parsons
LG	65	A. Banks	LB	58	I. McDuffie
C	75	S. Rhyan	LB	7	O. Walker
RG	71	A. Belton	LB	56	E. Cooper
RT	50	Z. Tom	CB	25	K. Nixon
TE	88	L. Musgrave	CB	24	C. Valentina
QB	10	J. Love	S	29	X. McKinney
RB	8	J. Jacobs	S	33	E. Williams

### SCORING DRIVES

TEAM	QTR	TIME	SCORING PLAY	CHI	GB
Packers	2	09:19	C. Watson 23 yd. pass from J. Love (B. McManus kick) (11-80, 5:50)	0	7
Bears	2	01:14	C. Santos 33 yd. Field Goal (14-59, 8:05)	3	7
Packers	2	00:38	B. Melton 45 yd. pass from J. Love (B. McManus kick) (4-60, 0:36)	3	14
Bears	3	08:20	O. Zaccheaus 1 yd. pass from C. Williams (K. Monangai run) (10-64, 5:36)	11	14
Packers	3	06:10	C. Watson 41 yd. pass from J. Love (B. McManus kick) (4-63, 2:10)	11	21
Bears	3	03:15	C. Santos 1 yd. Field Goal (7-37, 2:55)	14	21
Bears	4	08:00	C. Loveland 1 yd. pass from C. Williams (C. Santos kick) (17-83, 8:32)	21	21
Packers	4	03:32	J. Jacobs 2 yd. run (B. McManus kick) (8-65, 4:28)	21	28

### CHICAGO BEARS

PASSING	ATT	CP	YDS	SK/YD	TD	LG	INT	RTG
Caleb Williams	35	19	186	1/9	2	27	1	76.6
TOTAL	35	19	186	1/9	2	27	1	76.6

RUSHING	ATT	YDS	AVG	LG	TD
D'Andre Swift	13	63	4.8	8	0
Kyle Monangai	14	57	4.1	9	0
Caleb Williams	4	15	3.8	6	0
Luther Burden III	1	3	3.0	3	0
TOTAL	32	138	4.3	9	0

RECEIVING	NO	YDS	AVG	LG	TD
Luther Burden III	4	67	16.8	27	0
Colston Loveland	4	29	7.3	11	1
D'Andre Swift	3	19	6.3	10	0
Cole Kmet	2	42	21.0	26	0
Olamide Zaccheaus	2	7	3.5	6	1
Devin Duvernay	1	24	24.0	24	0
Durham Smythe	1	2	2.0	2	0
Kyle Monangai	1	0	0.0	0	0
DJ Moore	1	-4	-4.0	-4	0
TOTAL	19	186	9.8	27	2

TOP DEFENSE	TOT	SOLO	AST	SK	YDS	INT
C.J. Gardner-Johnson	10	6	4	0.0	0.0	1
Kevin Byard III	7	6	1	0.0	0.0	0
Austin Booker	5	3	2	0.0	0.0	0

FIELD GOALS	FGM/FGA	PERCENT	RESULTS
Cairo Santos	2-2	100.0	33G, 41G
TOTAL	2-2	100.0	

### GREEN BAY PACKERS

PASSING	ATT	CP	YDS	SK/YD	TD	LG	INT	RTG
Jordan Love	25	17	234	1/14	3	45t	1	120.7
TOTAL	25	17	234	1/14	3	45t	1	120.7

RUSHING	ATT	YDS	AVG	LG	TD
Josh Jacobs	20	86	4.3	21	1
Jayden Reed	2	22	11.0	15	0
Emanuel Wilson	3	10	3.3	5	0
Jordan Love	1	-1	-1.0	-1	0
TOTAL	26	117	4.5	21	1

RECEIVING	NO	YDS	AVG	LG	TD
Christian Watson	4	89	22.3	41t	2
Jayden Reed	4	31	7.8	18	0
Luke Musgrave	2	22	11.0	12	0
John FitzPatrick	2	14	7.0	8	0
Josh Jacobs	2	6	3.0	6	0
Bo Melton	1	45	45.0	45t	1
Josh Whyte	1	21	21.0	21	0
Chris Brooks	1	6	6.0	6	0
TOTAL	17	234	13.8	45t	3

TOP DEFENSE	TOT	SOLO	AST	SK	YDS	INT
Edgerrin Cooper	11	5	6	0.0	0.0	0
Quay Walker	9	3	6	0.0	0.0	0
Xavier McKinney	7	3	4	0.0	0.0	0

FIELD GOALS	FGM/FGA	PERCENT	RESULTS
No Field Goals			

GREEN BAY, Wis. (AP) — Keisean Nixon picked off Caleb Williams' pass in the end zone with 22 seconds remaining to clinch Green Bay's 28-21 victory over the Chicago Bears on Sunday. The Bears (9-4) were facing fourth-and-1 from Green Bay's 14-yard line when Nixon made a leaping catch of an underthrown pass. Williams went 19 of 35 for 186 yards with two TDs. Josh Jacobs scored the tiebreaking TD on a 2-yard run with 3:32 remaining. Packers coach Matt LaFleur improved his record against the Bears to 12-1. Green Bay's Jordan Love went 17 of 25 for 234 yards with three TDs — two to Christian Watson and one to Bo Melton — and one INT. Watson's touchdowns were from 23 and 41 yards, while Melton had a 45-yard score. Jacobs set up his go-ahead touchdown with a spectacular 21-yard run. After getting outscored 14-3 and outgained 207 yards to 71 in the first half, Chicago rallied to tie it with two TDs and a FG on its first three second-half possessions. Williams threw a 1-yard TD pass to Olamide Zaccheaus and Cairo Santos kicked a 41-yard FG in the third quarter. Williams floated a 1-yard TD pass to a wide-open Colston Loveland on third-and-goal to tie the game midway through the fourth quarter. That capped a 17-play, 83-yard drive lasting over eight and a half minutes. Williams got Chicago into scoring position with completions of 27 yards to Luther Burden and 24 yards to Devin Duvernay. Chicago faced third-and-1 from the 14 when Kingsley Enagbare stuffed Kyle Monangai for no gain. That set up Nixon's game-clinching play.

### Team Statistics

	Bears	Packers
First Downs	21	17
3rd-Down Eff. (Made/Att/Pct)	8/16/50%	8/12/67%
4th-Down Eff. (Made/Att/Pct)	1/2/50%	0/0/0%
Total Net Yards	315	337
Total Plays	68	52
Yards Per Play	4.6	6.5
Rushes/Net Yards	32/138	26/117
Net Passing	177	220
Pass Attempts/Completions	35/19	25/17
Had Intercepted		
Sacked/Yards Lost	1/9	1/14
Punts/Average	4/52.0	3/48.3
Penalties/Yards	4/17	6/55
Fumbles/Lost	1/0	0/0
Possession Time	33:29	26:31

# GAME SUMMARIES



WEEK 15  
Denver Broncos 34, Green Bay Packers 26  
76,809 Empower Field at Mile High Dec 14, 2025

Green Bay Packers	3	13	7	3	26
Denver Broncos	0	14	13	7	34

## Denver Broncos Starters

OFFENSE			DEFENSE		
LT	72	G. Bolles	DE	99	Z. Allen
LG	63	A. Palczewski	NT	93	D. Jones
C	60	L. Wattenberg	DE	98	J. Franklin-Myers
RG	77	D. Weiner	SLB	0	J. Cooper
RT	69	M. McGlinchey	WLB	15	N. Bonitto
TE	82	A. Trautman	ILB	49	A. Singleton
TE	45	N. Adkins	ILB	57	D. Greenlaw
WR	14	C. Sutton	LOB	2	P. Surtain II
RB	12	R. Harvey	RCB	21	R. Moss
FB	46	A. Prentice	S	9	T. Hufanga
QB	10	B. Nix	S	22	B. Jones

## Green Bay Packers Starters

OFFENSE			DEFENSE		
WR	87	R. Doubs	DE	55	K. Enagbare
WR	9	C. Watson	DT	94	K. Brooks
LT	63	R. Walker	DT	96	C. Woodson
LG	65	A. Banks	OL	90	L. Van Ness
C	75	S. Rhyan	DE	1	M. Parsons
RG	71	A. Belton	LB	7	Q. Walker
RT	50	Z. Tom	LB	56	E. Cooper
TE	88	L. Musgrave	CB	25	K. Nixon
TE	86	J. FitzPatrick	CB	24	C. Valentine
QB	10	J. Love	S	29	X. McKinney
RB	8	J. Jacobs	S	33	E. Williams

## SCORING DRIVES

TEAM	QTR	TIME	SCORING PLAY	GB	DEN
Packers	1	07:02	B.McManus 53 yd. Field Goal (8-17, 4:38)	3	0
Packers	2	14:11	B.McManus 26 yd. Field Goal (10-89, 5:45)	6	0
Broncos	2	08:19	M.Bandy 20 yd. pass from B.Nix (W.Lutz kick) (10-70, 5:52)	6	7
Packers	2	04:29	J.Jacobs 14 yd. pass from J.Love (B.McManus kick) (9-75, 3:50)	13	7
Broncos	2	01:56	L.Humphrey 5 yd. pass from B.Nix (W.Lutz kick) (6-72, 2:33)	13	14
Packers	2	00:02	B.McManus 35 yd. Field Goal (8-70, 1:54)	16	14
Packers	3	13:59	J.Jacobs 40 yd. run (B.McManus kick) (3-71, 0:01)	23	14
Broncos	3	09:07	C.Sutton 14 yd. run from B.Nix (W.Lutz kick) (7-71, 3:39)	23	21
Broncos	3	00:00	T.Franklin 23 yd. pass from B.Nix (run failed) (11-70, 4:51)	23	27
Packers	4	10:55	B.McManus 37 yd. Field Goal (9-46, 4:05)	26	27
Broncos	4	07:27	R.Harvey 4 yd. run (W.Lutz kick) (9-65, 3:28)	26	34

## GREEN BAY PACKERS

PASSING	ATT	CP	YDS	SK/YD	TD	LG	INT	RTG
Jordan Love	40	24	276	3/29	1	29	2	68.3
TOTAL	40	24	276	3/29	1	29	2	68.3

RUSHING	ATT	YDS	AVG	LG	TD
Josh Jacobs	12	73	6.1	40t	1
Jordan Love	3	29	9.7	24	0
Chris Brooks	2	10	5.0	7	0
Emanuel Wilson	2	3	1.5	2	0
Bo Melton	1	0	0.0	0	0
TOTAL	20	115	5.8	40t	1

RECEIVING	NO	YDS	AVG	LG	TD
Jayden Reed	5	55	11.0	29	0
Luke Musgrave	4	52	13.0	26	0
Matthew Golden	3	55	18.3	27	0
Christian Watson	3	29	9.7	19	0
John FitzPatrick	3	18	6.0	6	0
Romeo Doubs	2	36	18.0	26	0
Josh Jacobs	2	19	9.5	14t	1
Chris Brooks	1	6	6.0	6	0
Dontayvion Wicks	1	6	6.0	6	0
TOTAL	24	276	11.5	29	1

TOP DEFENSE	TOT	SOLO	AST	SK	YDS	INT
Quay Walker	9	3	6	0.0	0.0	0
Edgerrin Cooper	8	7	1	0.0	0.0	0
Xavier McKinney	7	6	1	0.0	0.0	0

FIELD GOALS	FGM/FGA	PERCENT	RESULTS
Brandon McManus	4-4	100.0	53G, 26G, 35G, 37G
TOTAL	4-4	100.0	

## DENVER BRONCOS

PASSING	ATT	CP	YDS	SK/YD	TD	LG	INT	RTG
Bo Nix	34	23	302	0/0	4	42	0	134.7
TOTAL	34	23	302	0/0	4	42	0	134.7

RUSHING	ATT	YDS	AVG	LG	TD
RJ Harvey	19	65	3.4	8	1
Bo Nix	7	10	1.4	4	0
Marvin Mims Jr.	1	8	8.0	8	0
Jaleel McLaughlin	2	4	2.0	2	0
Troy Franklin	1	3	3.0	3	0
Adam Prentice	1	-1	-1.0	-1	0
TOTAL	31	89	2.9	8	1

RECEIVING	NO	YDS	AVG	LG	TD
Courtland Sutton	7	113	16.1	42	1
Troy Franklin	6	85	14.2	23t	1
Marvin Mims Jr.	4	29	7.3	11	0
Lil Jordan Humphrey	3	42	14.0	22	1
Michael Bandy	1	20	20.0	20t	1
Evan Engram	1	12	12.0	12	0
Tyler Badie	1	1	1.0	1	0
TOTAL	23	302	13.1	42	4

TOP DEFENSE	TOT	SOLO	AST	SK	YDS	INT
Dre Greenlaw	8	5	3	0.0	0.0	0
Alex Singleton	8	4	4	0.0	0.0	0
Jonathon Cooper	5	1	4	0.5	5.5	0

FIELD GOALS	FGM/FGA	PERCENT	RESULTS
No Field Goals			

DENVER (AP) — Pat Surtain II secured his first interception of the season to help spark the Broncos' come-from-behind 34-26 win Sunday. Bo Nix tied a career high with four TD passes to lead the Broncos (12-2) to their 11th consecutive victory. Green Bay lost star pass rusher Micah Parsons, who is believed to have suffered a torn ACL in his left knee, a person with knowledge of the injury told *The Associated Press*. The Packers also lost Christian Watson to a chest injury after Surtain fell on him following his third-quarter interception. The Packers opened the second half with a TD drive to take a 23-14 lead. After Denver went three-and-out, the Packers went for the kill shot with a deep throw to Watson on first down and Surtain came away with the ball. Nix capitalized on the takeaway by leading a TD drive that trimmed Denver's deficit to 23-21. The Broncos sacked Love three times and held the Packers to just one TD in four trips into the red zone while going four for four themselves. After scoring on their first five drives, the Packers managed one FG in their final half-dozen possessions. The others ended in a pair of picks, two turnovers on downs and a punt. The game featured a half-dozen lead changes. Former Broncos kicker Brandon McManus kicked field goals of 56, 23 and 35 yards to help the Packers take a 16-14 halftime lead and added a 37-yarder in the fourth quarter that pulled Green Bay within 27-26 before the Broncos iced it on R.J. Harvey's 4-yard TD run.

## Team Statistics

First Downs	19
3rd-Down Eff. (Made/Att/Pct)	6/13/46%
4th-Down Eff. (Made/Att/Pct)	1/3/33%
Total Net Yards	362
Total Plays	63
Yards Per Play	5.7
Rushes/Net Yards	20/115
Net Passing	247
Pass Attempts/Completions	40/24
Had Intercepted	2
Sacked/Yards Lost	3/29
Punts/Average	1/57.0
Penalties/Yards	10/72
Fumbles/Lost	0/0
Possession Time	29:28

## Packers Broncos

First Downs	19	21
3rd-Down Eff. (Made/Att/Pct)	6/13/46%	4/11/36%
4th-Down Eff. (Made/Att/Pct)	1/3/33%	2/4/50%
Total Net Yards	362	391
Total Plays	63	65
Yards Per Play	5.7	6.0
Rushes/Net Yards	20/115	31/189
Net Passing	247	302
Pass Attempts/Completions	40/24	34/23
Had Intercepted	2	0
Sacked/Yards Lost	3/29	0/0
Punts/Average	1/57.0	2/47.0
Penalties/Yards	10/72	6/60
Fumbles/Lost	0/0	1/1
Possession Time	29:28	30:32

# GAME SUMMARIES



16

WEEK 16  
Chicago Bears 22, Green Bay Packers 16 (OT)  
60,152 🍷 Soldier Field 🍷 Dec 20, 2025



22

Green Bay Packers	0	6	7	3	0	16
Chicago Bears	0	0	3	13	6	22

## Chicago Bears Starters

OFFENSE			DEFENSE		
LT	75	O. Trapilo	DL	98	M. Sweat
LG	60	J. Thuney	DL	99	G. Dexter Sr.
C	52	D. Dalman	DL	97	A. Billings
RG	73	J. Jackson	DL	94	A. Bookser
RT	58	D. Wright	LB	53	T. Edwards
QB	18	C. Williams	LB	49	T. Edmunds
RB	4	D. Swift	LB	48	D. Jackson
WR	2	D. Moore	CB	1	J. Johnson
TE	85	C. Kmet	CB	26	N. Wright
TE	84	C. Loveland	DB	35	C. Gardner-Johnson
TE	81	D. Smythe	S	31	K. Byard III
			S	9	J. Brisker

## Green Bay Packers Starters

OFFENSE			DEFENSE		
WR	87	R. Doubs	DE	52	R. Gary
WR	11	J. Reed	DT	94	K. Brooks
WR	9	C. Watson	DT	96	C. Woodum
LT	63	R. Walker	DE	55	K. Enagbare
LG	65	A. Banks	LB	58	I. McDuffie
C	75	S. Ripley	LB	7	Q. Walker
RG	71	A. Belton	LB	56	E. Cooper
RT	77	J. Morgan	CB	25	K. Nixon
T	70	D. Kinnard	CB	24	C. Valentine
QB	10	J. Love	S	29	K. McDermott
RB	8	J. Jacobs	S	20	J. Bullard

## SCORING DRIVES

TEAM	QTR	TIME	SCORING PLAY	GB	CHI
Packers	2	12:45	B.McManus 26 yd. Field Goal (14-70, 6:06)	3	0
Packers	2	01:41	B.McManus 22 yd. Field Goal (16-91, 7:53)	6	0
Bears	3	12:12	C.Santos 46 yd. Field Goal (6-38, 2:48)	6	3
Packers	3	00:33	R.Doubs 33 yd. pass from M.Willis (8.McManus kick) (6-64, 3:42)	13	3
Bears	4	10:52	C.Santos 51 yd. Field Goal (10-47, 4:41)	13	6
Packers	4	05:03	B.McManus 28 yd. Field Goal (10-53, 5:49)	16	6
Bears	4	01:59	C.Santos 43 yd. Field Goal (11-43, 3:04)	16	9
Bears	4	00:24	J.Walker 6 yd. pass from C.Williams (C.Santos kick) (8-53, 1:35)	16	16
Bears	OT	04:50	D.Moore 46 yd. pass from C.Williams (4-64, 1:20)	16	22

## GREEN BAY PACKERS

PASSING	ATT	CP	YDS	SK/YD	TD	LG	INT	RTG
Malik Willis	11	9	121	2/6	1	33t	0	142.8
Jordan Love	13	8	77	0/0	0	20	0	78.0
TOTAL	24	17	198	2/6	1	33t	0	109.4

## CHICAGO BEARS

PASSING	ATT	CP	YDS	SK/YD	TD	LG	INT	RTG
Caleb Williams	34	19	250	0/0	2	46t	0	98.9
TOTAL	34	19	250	0/0	2	46t	0	98.9

RUSHING	ATT	YDS	AVG	LG	TD
Emanuel Wilson	14	82	5.9	14	0
Malik Willis	10	44	4.4	13	0
Josh Jacobs	12	36	3.0	7	0
Savion Williams	2	9	4.5	6	0
Jordan Love	2	7	3.5	7	0
Jayden Reed	1	6	6.0	6	0
Matthew Golden	2	4	2.0	3	0
Chris Brooks	1	4	4.0	4	0
TOTAL	44	192	4.4	14	0

RUSHING	ATT	YDS	AVG	LG	TD
D'Andre Swift	13	58	4.5	9	0
Kyle Monagall	9	50	5.6	13	0
Caleb Williams	3	30	10.0	12	0
DJ Moore	1	12	12.0	12	0
TOTAL	26	150	5.8	13	0

RECEIVING	NO	YDS	AVG	LG	TD
Romeo Doubs	5	84	16.8	33t	1
Luke Musgrave	3	38	12.7	26	0
Jayden Reed	3	35	11.7	31	0
Christian Watson	2	17	8.5	10	0
Josh Jacobs	2	12	6.0	8	0
Dontayvion Wicks	2	12	6.0	6	0
TOTAL	17	198	11.6	33t	1

RECEIVING	NO	YDS	AVG	LG	TD
DJ Moore	5	97	19.4	46t	1
Kyle Monagall	3	43	14.3	34	0
Colston Loveland	3	30	10.0	14	0
Olamide Zaccheaus	2	33	16.5	27	0
Jahdae Walker	2	21	10.5	15	1
Cole Kmet	2	14	7.0	11	0
D'Andre Swift	2	12	6.0	8	0
TOTAL	19	250	13.2	46t	2

TOP DEFENSE	TOT	SOLO	AST	SK	YDS	INT
Quay Walker	14	5	9	0.0	0.0	0
Javon Bullard	9	4	5	0.0	0.0	0
Nate Hobbs	6	3	3	0.0	0.0	0

TOP DEFENSE	TOT	SOLO	AST	SK	YDS	INT
T.J. Edwards	10	5	5	0.5	0.0	0
Kevin Byard III	9	5	4	0.0	0.0	0
Nahshon Wright	8	3	5	0.0	0.0	0

FIELD GOALS	FGM/FGA	PERCENT	RESULTS
Brandon McManus	3-3	100.0	26G, 22G, 28G
TOTAL	3-3	100.0	

FIELD GOALS	FGM/FGA	PERCENT	RESULTS
Cairo Santos	3-3	100.0	46G, 51G, 43G
TOTAL	3-3	100.0	

CHICAGO (AP) — Caleb Williams threw a 46-yard TD pass to DJ Moore in overtime, and Chicago overcame a 10-point deficit late in the fourth quarter Saturday night for a 22-16 win over the Green Bay Packers, who lost quarterback Jordan Love to a concussion. It was Chicago's sixth win this season after trailing in the final two minutes. Cairo Santos kicked a 43-yard FG that got Chicago within 16-9 with 1:59 remaining. The Bears had no choice but to try an onside kick, and Josh Kaddwell recovered it. The Bears tied it with 24 seconds left when Williams lofted a pass to Jahdae Walker in the end zone for a 6-yard TD. Ben Johnson opted to have Santos kick the tying extra point rather than go for a two-point conversion. In overtime, the Packers had fourth-and-1 at the Chicago 36 when backup quarterback Malik Willis fumbled the snap. Chicago took over at the 36 and, four plays later, Moore hauled in the winning TD from Williams. The Packers had to get by without Love, who took a helmet-to-helmet hit from Chicago's Austin Booker in the second quarter. Williams completed 19 of 34 passes for 250 yards and two TDs. Moore had 97 yards receiving and the Bears won their sixth in a row at home. Love led two FG drives and completed 8 of 13 passes for 77 yards before getting hurt. Willis was 9 of 11 for 121 yards and a TD. Romeo Doubs had 84 yards and a TD catch, though he also injured his wrist during the game.

## Team Statistics

First Downs	24	20
3rd-Down Eff. (Made/Att/Pct)	6/12/50%	2/11/18%
4th-Down Eff. (Made/Att/Pct)	1/3/33%	2/3/67%
Total Net Yards	384	400
Total Plays	70	60
Yards Per Play	5.5	6.7
Rushes/Net Yards	44/192	26/150
Net Passing	192	250
Pass Attempts/Completions	24/17	34/19
Had Intercepted	0	0
Sacked/Yards Lost	2/6	0/0
Punts/Average	0/0.0	3/41.7
Penalties/Yards	4/40	10/105
Fumbles/Lost	3/1	1/0
Possession Time	38:57	26:13

## Packers Bears

First Downs	24	20
3rd-Down Eff. (Made/Att/Pct)	6/12/50%	2/11/18%
4th-Down Eff. (Made/Att/Pct)	1/3/33%	2/3/67%
Total Net Yards	384	400
Total Plays	70	60
Yards Per Play	5.5	6.7
Rushes/Net Yards	44/192	26/150
Net Passing	192	250
Pass Attempts/Completions	24/17	34/19
Had Intercepted	0	0
Sacked/Yards Lost	2/6	0/0
Punts/Average	0/0.0	3/41.7
Penalties/Yards	4/40	10/105
Fumbles/Lost	3/1	1/0
Possession Time	38:57	26:13



# GAME SUMMARIES



## WEEK 17 Baltimore Ravens 41, Green Bay Packers 24 77,660 @ Lambeau Field @ Dec 27, 2025

Baltimore Ravens	7	20	0	14	—	41
Green Bay Packers	7	7	10	0	—	24

### Baltimore Ravens Starters

OFFENSE			DEFENSE		
WR	7	R. Bateman	DT	94	J. Jenkins
WR	4	Z. Flowers	NT	98	T. Jones
LT	79	R. Stanley	RG	41	D. Jones
LG	72	A. Vorhees	MLB	0	R. Smith
C	64	T. Linderbaum	WLB	32	T. Simpson
RG	77	D. Faalele	OLB	53	K. Van Noy
RT	70	R. Rosengarten	CB	2	N. Wiggins
TE	89	M. Andrews	SS	14	K. Hamilton
QB	5	T. Huntley	FS	24	M. Starks
RB	22	D. Henry	CB	44	M. Humphrey
FB	42	P. Ricard	DB	12	A. Gilman

### Green Bay Packers Starters

OFFENSE			DEFENSE		
WR	87	R. Doubs	DE	52	R. Gary
WR	9	C. Watson	DT	94	K. Brooks
LT	63	R. Walker	DT	96	C. Wooden
LG	65	A. Banks	DE	55	K. Engstlene
C	75	S. Rhyann	LB	58	I. McDuffie
RG	71	A. Belton	LB	7	Q. Walker
RT	77	J. Morgan	LB	56	E. Cooper
T	70	D. Kinard	CB	25	K. Nixon
TE	88	L. Musgrave	CB	24	C. Valentine
QB	2	M. Willis	S	29	X. McKinney
RB	8	J. Jacobs	S	33	E. Williams

OFFICIALS: Referee: Alan Eck (76), Umpire: Paul King (121), Down Judge: David Oliver (24), Line Judge: Greg Bradley (98), Field Judge: John Jenkins (117), Side Judge: Dale Shaw (104), Back Judge: Dino Paganelli (105), Replay Assistant: Joe Wollan, Replay Assistant: Larry Hanson

### SCORING DRIVES

TEAM	QTR	TIME	SCORING PLAY	BAL	GB
Ravens	1	06:55	D. Henry 3 yd. run (T. Loop kick) (13-75, 8:05)	7	0
Packers	1	05:44	C. Watson 39 yd. pass from M. Willis (B. McManus kick) (2-69, 1:11)	7	7
Ravens	2	13:13	D. Henry 1 yd. run (T. Loop kick) (13-74, 7:31)	14	7
Ravens	2	02:10	T. Loop 22 yd. Field Goal (8-30, 4:10)	17	7
Ravens	2	03:36	T. Loop 34 yd. Field Goal (6-14, 2:46)	20	7
Packers	2	01:24	M. Willis 22 yd. run (B. McManus kick) (5-76, 2:12)	20	14
Ravens	2	00:10	D. Henry 3 yd. run (T. Loop kick) (7-65, 1:14)	27	14
Packers	3	09:10	B. McManus 24 yd. Field Goal (11-68, 5:50)	27	17
Packers	3	02:02	M. Willis 11 yd. run (B. McManus kick) (7-86, 2:59)	27	24
Ravens	4	10:10	Z. Flowers 10 yd. pass from T. Huntley (T. Loop kick) (12-85, 6:52)	34	24
Ravens	4	01:56	D. Henry 25 yd. run (T. Loop kick) (10-68, 5:00)	41	24

### BALTIMORE RAVENS

PASSING	ATT	CP	YDS	SK/YD	TD	LG	INT	RTG
Tyler Huntley	20	16	107	1/0	1	13	0	105.6
TOTAL	20	16	107	1/0	1	13	0	105.6

RUSHING	ATT	YDS	AVG	LG	TD
Derrick Henry	36	216	6.0	30	4
Tyler Huntley	8	60	7.5	25	0
Keaton Mitchell	9	31	3.4	14	0
TOTAL	53	307	5.8	30	4

RECEIVING	NO	YDS	AVG	LG	TD
Zay Flowers	4	30	7.5	13	1
Mark Andrews	4	28	7.0	9	0
Isaiah Likely	3	27	9.0	11	0
Rashawn Ali	2	8	4.0	5	0
Keaton Mitchell	2	7	3.5	7	0
Rashod Bateman	1	7	7.0	7	0
TOTAL	16	107	6.7	13	1

TOP DEFENSE	TOT	SOLO	AST	SCK	YDS	INT
Nate Wiggins	7	7	0	0.0	0.0	0
Dre Mont Jones	6	0	6	0.0	0.0	0
Kyle Hamilton	4	2	2	0.0	0.0	0

FIELD GOALS	FGM/FGA	PERCENT	RESULTS
Tyler Loop	2-2	100.0	22G, 34G
TOTAL	2-2	100.0	

### GREEN BAY PACKERS

PASSING	ATT	CP	YDS	SK/YD	TD	LG	INT	RTG
Malik Willis	21	18	288	1/9	1	40	0	134.6
Clayton Tune	4	1	8	1/3	0	8	1	0.0
TOTAL	25	19	296	2/12	1	40	1	111.4

RUSHING	ATT	YDS	AVG	LG	TD
Malik Willis	9	60	6.7	22t	2
Emanuel Wilson	3	16	5.3	6	0
Josh Jacobs	4	3	0.8	1	0
Clayton Tune	1	0	0.0	0	0
TOTAL	17	79	4.6	22t	2

RECEIVING	NO	YDS	AVG	LG	TD
Christian Watson	5	113	22.6	39t	1
Jayden Reed	4	41	10.3	30	0
Romeo Doubs	3	62	20.7	40	0
Bo Melton	1	34	34.0	34	0
Matthew Golden	1	12	12.0	12	0
Chris Brooks	1	11	11.0	11	0
Josh Whyte	1	8	8.0	8	0
Emanuel Wilson	1	8	8.0	8	0
Dontayvion Wicks	1	7	7.0	7	0
Josh Jacobs	1	0	0.0	0	0
TOTAL	19	296	15.6	40	1

TOP DEFENSE	TOT	SOLO	AST	SCK	YDS	INT
Xavier McKinney	13	6	7	0.0	0.0	0
Quay Walker	12	6	6	1.0	0.0	0
Edgerrin Cooper	10	4	6	0.0	0.0	0

FIELD GOALS	FGM/FGA	PERCENT	RESULTS
Brandon McManus	1-1	100.0	24G
TOTAL	1-1	100.0	

GREEN BAY, Wis. (AP) — Derrick Henry rushed for a season-high 216 yards and matched a career high with four TD runs in the Ravens' 41-24 victory over the Green Bay Packers on Saturday night. Henry had three TD runs in the first half and scored again on a 25-yard night run with 1:56 left in the game. Henry's 36 carries represented a career high. Both teams were missing their starting quarterbacks, and the two replacement starters — Baltimore's Tyler Huntley and Green Bay's Malik Willis — were both effective in a game that featured only one punt. Willis went 18 of 21 for a career-high 288 yards and a TD, and he also rushed for 60 yards and two TDs. Huntley was 16 of 20 for 107 yards with a TD. Henry totaled 15 carries on Baltimore's first two series and capped each of them with TD runs. He added another 3-yard TD with 10 seconds left in the second quarter. Green Bay got back into the game by outscoring Baltimore, 10-0, in the third quarter. After Brandon McManus kicked a 24-yard FG, the Packers forced the first punt of the night. Willis then ran around right end for an 11-yard TD to make it 27-24 with 2:02 left in the third. Henry closed the third quarter with a 30-yard burst up the right sideline, setting up Huntley's 10-yard TD pass to Zay Flowers, which came on a third-and-8 play with 10:10 left. Willis drove the Packers into Baltimore territory before hurting his shoulder and heading to the locker room. Clayton

### Team Statistics

First Downs	30
3rd-Down Eff. (Made/Att/Pct)	10/14/71%
4th-Down Eff. (Made/Att/Pct)	0/0/0%
Total Net Yards	414
Total Plays	74
Yards Per Play	5.6
Rushes/Net Yards	53/307
Net Passing	107
Pass Attempts/Completions	25/19
Had Intercepted	0
Sacked/Yards Lost	1/0
Punts/Average	1/42.0
Penalties/Yards	6/45
Fumbles/Lost	0/0
Possession Time	40:16

### Ravens Packers

First Downs	18
3rd-Down Eff. (Made/Att/Pct)	3/6/50%
4th-Down Eff. (Made/Att/Pct)	0/2/0%
Total Net Yards	363
Total Plays	44
Yards Per Play	8.3
Rushes/Net Yards	17/79
Net Passing	284
Pass Attempts/Completions	25/19
Had Intercepted	1
Sacked/Yards Lost	2/12
Punts/Average	0/0.0
Penalties/Yards	5/38
Fumbles/Lost	1/1
Possession Time	19:44

## GAME SUMMARIES

Tune took over, and his first pass was intercepted by Marlon Humphrey. Henry added the knockout punch a few minutes later.

GAME SUMMARIES



3

Green Bay Packers	0	0	0	3	—	3
Minnesota Vikings	3	10	0	3	—	16



16

WEEK 18  
Minnesota Vikings 16, Green Bay Packers 3  
66,606 🏹 U.S. Bank Stadium 🏹 Jan 4, 2026

Minnesota Vikings Starters

OFFENSE			DEFENSE		
WR	18	J. Jefferson	OLB	43	A. Van Ginkel
TE	84	J. Oliver	OLB	15	D. Turner
TE	85	B. Yurasek	DL	93	J. Allen
C	65	M. Jurgens	DL	97	J. Hargrave
QB	9	J. McCarthy	LB	55	E. Wilson
RB	27	J. Mason	LB	51	B. Cashman
			CB	2	I. Rodgers
			CB	7	E. Murphy Jr.
			S	24	J. Ward
			S	22	H. Smith
			S	26	T. Jackson

Green Bay Packers Starters

OFFENSE			DEFENSE		
WR	16	B. Melton	DE	99	B. Sorrell
WR	0	M. Golden	DT	93	N. Stackhouse
WR	84	J. Kenney-James	DT	91	W. Brinson
LT	77	J. Morgan	DE	57	B. Giv Jr.
LG	68	L. Smith	LB	58	I. McDuffie
C	62	J. Monk	LB	59	T. Hopper
RG	71	A. Belton	LB	48	J. Johnson
RT	70	D. Kinard	CB	25	K. Nixon
TE	49	D. Dabney	CB	28	T. Diggs
QB	6	C. Tune	S	20	J. Bullard
RB	23	E. Wilson	S	33	E. Williams

SCORING DRIVES

TEAM	QTR	TIME	SCORING PLAY	GB	MIN
Vikings	1	10:27	W.Reichard 43 yd. Field Goal (8-46, 4:33)	0	3
Vikings	2	03:02	W.Reichard 25 yd. Field Goal (14-84, 6:02)	0	6
Vikings	2	00:23	C.Ham 1 yd. run (W.Reichard kick) (9-59, 1:24)	0	13
Vikings	4	04:09	W.Reichard 37 yd. Field Goal (10-63, 5:35)	0	16
Packers	4	00:00	B.McManus 24 yd. Field Goal (13-56, 4:09)	3	16

GREEN BAY PACKERS

PASSING	ATT	CP	YDS	SK/YD	TD	LG	INT	RTG
Clayton Tune	11	6	34	4/41	0	8	0	60.4
TOTAL	11	6	34	4/41	0	8	0	60.4

RUSHING	ATT	YDS	AVG	LG	TD
Chris Brooks	13	61	4.7	12	0
Emanuel Wilson	18	44	2.4	12	0
Clayton Tune	4	23	5.8	16	0
TOTAL	35	128	3.7	16	0

RECEIVING	NO	YDS	AVG	LG	TD
Jakobie Keeney-James	2	15	7.5	8	0
Matthew Golden	1	8	8.0	8	0
Josh Whyte	1	4	4.0	4	0
Emanuel Wilson	1	4	4.0	4	0
Drake Dabney	1	3	3.0	3	0
TOTAL	6	34	5.7	8	0

TOP DEFENSE	TOT	SOLO	AST	SCK	YDS	INT
Jamon Johnson	10	3	7	0.0	0.0	0
Jaylin Simpson	8	5	3	0.0	0.0	0
Barryn Sorrell	8	5	3	1.0	0.0	0

FIELD GOALS	FGM/FGA	PERCENT	RESULTS
Brandon McManus	1-1	100.0	24G
TOTAL	1-1	100.0	

MINNESOTA VIKINGS

PASSING	ATT	CP	YDS	SK/YD	TD	LG	INT	RTG
J.J. McCarthy	23	14	182	0/0	0	26	0	85.8
Max Brosmer	8	7	57	2/13	0	16	0	96.4
TOTAL	31	21	239	2/13	0	26	0	90.7

RUSHING	ATT	YDS	AVG	LG	TD
Jordan Mason	14	94	6.7	24	0
Ty Chandler	10	23	2.3	5	0
Zavier Scott	3	9	3.0	6	0
J.J. McCarthy	2	7	3.5	6	0
Justin Jefferson	1	3	3.0	3	0
C.J. Ham	1	1	1.0	11	1
TOTAL	31	137	4.4	24	1

RECEIVING	NO	YDS	AVG	LG	TD
Justin Jefferson	8	101	12.6	18	0
Jalen Nailor	3	49	16.3	26	0
Ty Chandler	3	11	3.7	11	0
Josh Oliver	2	29	14.5	22	0
Ben Sims	1	18	18.0	18	0
Ben Yurasek	1	9	9.0	9	0
Jordan Addison	1	8	8.0	8	0
Zavier Scott	1	8	8.0	8	0
C.J. Ham	1	6	6.0	6	0
TOTAL	21	239	11.4	26	0

TOP DEFENSE	TOT	SOLO	AST	SCK	YDS	INT
Eric Wilson	9	3	6	0.0	0.0	0
Blake Cashman	7	3	4	1.0	10.0	0
Dallas Turner	6	4	2	2.0	20.0	0

FIELD GOALS	FGM/FGA	PERCENT	RESULTS
Will Reichard	3-3	100.0	43G, 256, 37G
TOTAL	3-3	100.0	

MINNEAPOLIS (AP) — J.J. McCarthy had a productive first half before he was injured again, fullback C.J. Ham rushed for a short TD, and the Minnesota Vikings finished a frustrating season by beating the resting Green Bay Packers, 16-3, on Sunday. The Packers (9-7-1) were locked into the No. 7 seed in the NFC playoffs for the third straight year with nothing to play for. They sidelined almost all their starters, unconcerned by a four-game losing streak that they will take into the playoffs. McCarthy, who went 14 for 23 for 182 yards, left early in the third quarter with soreness in his throwing hand. Backup Max Brosmer took it from there, helping Justin Jefferson reach the 100-yard mark for the first time in 12 games as the Vikings (9-8) coasted to a fifth consecutive victory. The Vikings were eliminated three weeks ago. Jefferson secured his sixth straight 1,000-yard season, only the third receiver in NFL history to accomplish that feat. The Packers gave Clayton Tune his second career start at quarterback and netted minus-7 passing yards. Dallas Turner had two of Minnesota's four sacks that racked up 41 lost yards for Green Bay. Tune went 6 for 11 for 34 yards with Packers coach Matt LaFleur sending Daniel Whelan out to punt on Green Bay's first eight possessions, excluding a kneel-down to end the first half. LaFleur called timeout with a second left from the 5-yard line so Brandon McManus could spoil the shutout with a short FG.

Team Statistics

First Downs	12	23
3rd-Down Eff. (Made/Att/Pct)	3/12/25%	2/10/20%
4th-Down Eff. (Made/Att/Pct)	0/0/0%	1/1/100%
Total Net Yards	121	363
Total Plays	50	64
Yards Per Play	2.4	5.7
Rushes/Net Yards	35/128	31/137
Net Passing	-7	226
Pass Attempts/Completions	11/6	31/21
Had Intercepted	0	0
Sacked/Yards Lost	4/41	2/13
Punts/Average	8/53.9	4/49.0
Penalties/Yards	4/47	2/20
Fumbles/Lost	1/0	1/1
Possession Time	26:30	33:30

Packers Vikings

12	23
3/12/25%	2/10/20%
0/0/0%	1/1/100%
121	363
50	64
2.4	5.7
35/128	31/137
-7	226
11/6	31/21
0	0
4/41	2/13
8/53.9	4/49.0
4/47	2/20
1/0	1/1
26:30	33:30

# National Football League Game Summary

NFL Copyright © 2025 by The National Football League. All rights reserved. This summary and play-by-play is for the express purpose of assisting media in their coverage of the game; any other use of this material is prohibited without the written permission of the National Football League.

Date: Sunday, 1/4/2026	<b>Green Bay Packers at Minnesota Vikings</b> at U.S. Bank Stadium, Minneapolis, MN	Start Time: 12:03 PM CST
<b>Game Day Weather</b>		

Closed Stadium on Artificial Turf

Temp: 25° F (-3.9° C) Humidity: 87%, Wind: SE 13 mph  
Outdoor Weather: Cloudy, Wind Chill: 13

<b>Officials</b>		
Referee: Hussey, John (35)	Umpire: Heydt, Duane (42)	Down Judge: Causey, Max (21)
Line Judge: Johnson, Carl (101)	Field Judge: Flemming, Anthony (90)	Side Judge: Baynes, Allen (56)
Back Judge: Edwards, Matt (96)	Replay Official: Lambert, Andrew (0)	

Green Bay Packers				Minnesota Vikings			
Offense		Defense		Offense		Defense	
WR 16 B.Melton		DE 99 B.Sorrell		WR 18 J.Jefferson		OLB 15 D.Turner	
TE 49 D.Dabney		DT 93 N.Stackhouse		LT 67 J.Skule		DL 93 J.Allen	
LT 77 J.Morgan		DT 91 W.Brinson		LG 74 D.Jackson		DL 97 J.Hargrave	
LG 68 L.Smith		DE 57 B.Cox		C 65 M.Jurgens		OLB 43 A.Van Ginkel	
C 62 J.Monk		LB 58 I.McDuffie		RG 76 W.Fries		LB 55 E.Wilson	
RG 71 A.Belton		LB 59 T.Hopper		RT 75 B.O'Neill		LB 51 B.Cashman	
RT 70 D.Kinnard		LB 48 J.Johnson		TE 84 J.Oliver		CB 2 I.Rodgers	
WR 84 J.Keeney-James		CB 25 K.Nixon		TE 85 B.Yurosek		CB 7 B.Murphy	
WR 0 M.Golden		CB 28 T.Diggs		QB 9 J.McCarthy		S 26 T.Jackson	
QB 6 C.Tune		S 33 E.Williams		FB 30 C.Ham		S 22 H.Smith	
RB 23 E.Wilson		S 20 J.Bullard		RB 27 J.Mason		S 24 J.Ward	

Substitutions		Substitutions	
WR 11 J.Reed, K 17 B.McManus, P 19 D.Whelan, CB 24 C.Valentine, S 27 K.Oladapo, RB 30 C.Brooks, CB 34 S.Bartholomew, S 37 J.Baldwin, DB 38 J.Simpson, LS 42 M.Orzech, DL 45 C.Oliver, DL 53 A.Mosby, DL 55 K.Enagbare, T 63 R.Walker, DL 64 J.Ford, G 65 A.Banks, G 75 S.Rhyan, TE 81 J.Whyte, TE 88 L.Musgrave, DL 94 K.Brooks, DL 96 C.Wooden		LB 0 I.Pace, WR 1 J.Nailor, WR 3 J.Addison, QB 12 M.Brosmer, WR 13 T.Felton, K 16 W.Reichard, P 17 R.Wright, CB 23 F.Moreau, RB 32 T.Chandler, CB 34 Z.Vaughn, RB 36 Z.Scott, S 37 T.Thomas, LB 40 S.Takitaki, LS 42 A.DePaola, DL 50 L.Rodriguez, OLB 57 C.Chambliss, G 60 J.Huber, DL 61 J.Redmond, G 64 B.Brandel, WR 82 J.Jones, TE 89 B.Sims, DL 90 T.Ingram-Dawkins, DT 94 T.Taimani, OLB 96 T.Batty, OLB 98 B.Richter	

Did Not Play		Did Not Play	
WR 9 C.Watson, QB 10 J.Love, DL 52 R.Gary, WR 87 R.Doubs, DL 90 L.Van Ness		G 68 H.Byrd	

Not Active		Not Active	
QB 2 M.Willis, LB 7 Q.Walker, RB 8 J.Jacobs, WR 13 D.Wicks, S 29 X.McKinney, OL 50 Z.Tom, LB 56 E.Cooper		WR 4 M.Price, 3QB 5 J.Wolford, CB 6 D.McGlothern, QB 14 B.Rypien, RB 33 A.Jones, T 73 W.Rouse, TE 87 T.Hockenson	

Field Goals (made ( ) & missed)			
B.McManus	(24)	W.Reichard	(43) (25) (37)
		1	2
VISITOR:	Green Bay Packers	0	0
HOME:	Minnesota Vikings	3	10
		0	0
		3	0
			16

Scoring Plays					Visitor	Home
Team	Qtr	Time	Play Description (Extra Point) (Drive Info)			
Vikings	1	10:27	W.Reichard 43 yd. Field Goal (8-46, 4:33)		0	3
Vikings	2	3:02	W.Reichard 25 yd. Field Goal (14-84, 6:02)		0	6
Vikings	2	0:23	C.Ham 1 yd. run (W.Reichard kick) (9-59, 1:24)		0	13
Vikings	4	4:09	W.Reichard 37 yd. Field Goal (10-63, 5:35)		0	16
Packers	4	0:00	B.McManus 24 yd. Field Goal (13-56, 4:09)		3	16
Paid Attendance: 66,006					Time: 2:42	

## Final Individual Statistics

Green Bay Packers									Minnesota Vikings										
RUSHING		ATT	YDS	AVG	LG	TD			RUSHING		ATT	YDS	AVG	LG	TD				
C.Brooks		13	61	4.7	12	0			J.Mason		14	94	6.7	24	0				
E.Wilson		18	44	2.4	12	0			T.Chandler		10	23	2.3	5	0				
C.Tune		4	23	5.8	16	0			Z.Scott		3	9	3.0	6	0				
									J.McCarthy		2	7	3.5	6	0				
									J.Jefferson		1	3	3.0	3	0				
									C.Ham		1	1	1.0	1	1				
Total		35	128	3.7	16	0			Total		31	137	4.4	24	1				
PASSING		ATT	CMP	YDS	SK/YD	TD	LG	IN	RT	PASSING		ATT	CMP	YDS	SK/YD	TD	LG	IN	RT
C.Tune		11	6	34	4/41	0	8	0	60.4	J.McCarthy		23	14	182	0/0	0	26	0	85.8
										M.Brosmer		8	7	57	2/13	0	16	0	96.4
Total		11	6	34	4/41	0	8	0	60.4	Total		31	21	239	2/13	0	26	0	90.7
PASS RECEIVING		TAR	REC	YDS	AVG	LG	TD			PASS RECEIVING		TAR	REC	YDS	AVG	LG	TD		
J.Keeney-James		2	2	15	7.5	8	0			J.Jefferson		11	8	101	12.6	18	0		
M.Golden		3	1	8	8.0	8	0			J.Nailor		3	3	49	16.3	26	0		
E.Wilson		1	1	4	4.0	4	0			T.Chandler		4	3	11	3.7	11	0		
J.Whyte		1	1	4	4.0	4	0			J.Oliver		2	2	29	14.5	22	0		
D.Dabney		2	1	3	3.0	3	0			B.Sims		4	1	18	18.0	18	0		
B.Melton		1	0	0	0.0	0	0			B.Yurosek		1	1	9	9.0	9	0		
										J.Addison		3	1	8	8.0	8	0		
										Z.Scott		1	1	8	8.0	8	0		
										C.Ham		1	1	6	6.0	6	0		
Total		10	6	34	5.7	8	0			Total		30	21	239	11.4	26	0		
INTERCEPTIONS		NO	YDS	AVG	LG	TD			INTERCEPTIONS		NO	YDS	AVG	LG	TD				
Total		0	0	0	0	0			Total		0	0	0	0	0				
PUNTING		NO	YDS	AVG	NET	TB	IN20	LG	PUNTING		NO	YDS	AVG	NET	TB	IN20	LG		
D.WheLAN		8	431	53.9	50.8	1	5	68	R.Wright		4	196	49.0	49.0	0	2	55		
Total		8	431	53.9	50.8	1	5	68	Total		4	196	49.0	49.0	0	2	55		
PUNT RETURNS		NO	YDS	AVG	FC	LG	TD	PUNT RETURNS		NO	YDS	AVG	FC	LG	TD				
J.Keeney-James		0	0	0.0	1	0	0	J.Jones		2	5	2.5	4	5	0				
[DOWNED]		2	0	0.0	0	0	0	[DOWNED]		1	0	0.0	0	0	0				
[OUT OF BOUNDS]		1	0	0.0	0	0	0	[TOUCHBACK]		1	0	0.0	0	0	0				
Total		0	0	0.0	1	0	0	Total		2	5	2.5	4	5	0				
KICKOFF RETURNS		NO	YDS	AVG	FC	LG	TD	KICKOFF RETURNS		NO	YDS	AVG	FC	LG	TD				
J.Keeney-James		2	47	23.5	0	26	0	T.Felton		1	29	29.0	0	29	0				
E.Wilson		1	33	33.0	0	33	0												
[TOUCHBACK]		2	0	0.0	0	0	0												
Total		3	80	26.7	0	33	0	Total		1	29	29.0	0	29	0				
Green Bay Packers																			
FUMBLES				FUM	LOST	OWN-REC	YDS	TD	FORCED	OPP-REC	YDS	TD	OUT-BDS						
C.Tune				1	0		0	0	0	0	0	0	0						
D.Dabney				0	0		1	0	0	0	0	0	0						
B.Cox				0	0		0	0	0	1	0	0	0						
B.Sorrell				0	0		0	0	0	0	1	7	0	0					
Total				1	0		1	0	0	1	1	7	0	0					
Minnesota Vikings																			
FUMBLES				FUM	LOST	OWN-REC	YDS	TD	FORCED	OPP-REC	YDS	TD	OUT-BDS						
M.Brosmer				1	1		0	0	0	0	0	0	0						
D.Turner				0	0		0	0	0	1	0	0	0						
Total				1	1		0	0	0	1	0	0	0						

Green Bay Packers vs Minnesota Vikings  
1/4/2026 at U.S. Bank Stadium

Final Team Statistics

	Visitor Packers	Home Vikings
TOTAL FIRST DOWNS	12	23
By Rushing	10	8
By Passing	1	14
By Penalty	1	1
THIRD DOWN EFFICIENCY	3-12-25.0%	2-10-20.0%
FOURTH DOWN EFFICIENCY	0-0-0.0%	1-1-100.0%
TOTAL NET YARDS	121	363
Total Offensive Plays (inc. times thrown passing)	50	64
Average gain per offensive play	2.4	5.7
NET YARDS RUSHING	128	137
Total Rushing Plays	35	31
Average gain per rushing play	3.7	4.4
Tackles for a loss-number and yards	4-24	2-2
NET YARDS PASSING	-7	226
Times thrown - yards lost attempting to pass	4-41	2-13
Gross yards passing	34	239
PASS ATTEMPTS-COMPLETIONS-HAD INTERCEPTED	11-6-0	31-21-0
Avg gain per pass play (inc.# thrown passing)	-0.5	6.8
KICKOFFS Number-In End Zone-Touchbacks	1-1-0	5-2-2
PUNTS Number and Average	8-53.9	4-49.0
Had Blocked	0	0
FGs - PATs Had Blocked	0-0	0-0
Net Punting Average	50.8	49.0
TOTAL RETURN YARDAGE (Not Including Kickoffs)	0	5
No. and Yards Punt Returns	0-0	2-5
No. and Yards Kickoff Returns	3-80	1-29
No. and Yards Interception Returns	0-0	0-0
PENALTIES Number and Yards	4-47	2-20
FUMBLES Number and Lost	1-0	1-1
TOUCHDOWNS	0	1
Rushing	0	1
Passing	0	0
EXTRA POINTS Made-Attempts	0-0	1-1
Kicking Made-Attempts	0-0	1-1
FIELD GOALS Made-Attempts	1-1	3-3
RED ZONE EFFICIENCY	0-1-0%	1-4-25%
GOAL TO GO EFFICIENCY	0-0-0%	1-3-33%
SAFETIES	0	0
FINAL SCORE	3	16
TIME OF POSSESSION	26:30	33:30

Ball Possession And Drive Chart

Green Bay Packers												
#	Time Recd	Time Lost	Time Poss	How Ball Obtained	Drive Began	# Play	Yds Gain	Yds Pen	Net Yds	1st Down	Last Scrm	How Given Up
1	10:27	9:02	1:25	Kickoff	GB 35	3	1	0	1	0	GB 36	Punt
2	6:25	4:00	2:25	Punt	GB 30	4	2	0	2	1	GB 32	Punt
3	0:37	13:34	2:03	Punt	GB 10	3	7	5	12	1	GB 22	Punt
4	12:34	9:04	3:30	Punt	GB 30	6	17	0	17	1	GB 47	Punt
5	3:02	1:47	1:15	Kickoff	GB 22	3	-14	0	-14	0	GB 8	Punt
6	0:23	0:00	0:23	Kickoff	GB 20	1	-1	0	-1	0	GB 20	End of Half
7	15:00	10:35	4:25	Kickoff	GB 30	7	26	0	26	2	MIN 44	Punt
8	7:08	1:52	5:16	Punt	GB 12	8	33	-5	28	3	GB 40	Punt
9	11:23	9:44	1:39	Fumble	GB 25	3	-6	0	-6	0	GB 19	Punt
10	4:09	0:00	4:09	Kickoff	GB 39	13	56	0	56	4	* MIN 5	Field Goal

(253) Average GB 25

Minnesota Vikings												
#	Time Recd	Time Lost	Time Poss	How Ball Obtained	Drive Began	# Play	Yds Gain	Yds Pen	Net Yds	1st Down	Last Scrm	How Given Up
1	15:00	10:27	4:33	Kickoff	MIN 29	8	61	-15	46	3	GB 25	Field Goal
2	9:02	6:25	2:37	Punt	MIN 2	4	20	0	20	1	MIN 22	Punt
3	4:00	0:37	3:23	Punt	MIN 20	5	16	5	21	1	MIN 41	Punt
4	13:34	12:34	1:00	Punt	MIN 22	3	4	0	4	0	MIN 26	Punt
5	9:04	3:02	6:02	Punt	MIN 9	14	84	0	84	5	* GB 7	Field Goal
6	1:47	0:23	1:24	Punt	MIN 41	9	59	0	59	4	* GB 1	Touchdown
7	10:35	7:08	3:27	Punt	MIN 14	5	19	0	19	1	MIN 33	Punt
8	1:52	11:23	5:29	Punt	MIN 8	9	37	37	74	4	* GB 5	Fumble
9	9:44	4:09	5:35	Punt	MIN 18	10	63	0	63	4	* GB 19	Field Goal

(163) Average MIN 18

\* inside opponent's 20

Time of Possession by Quarter		1st	2nd	3rd	4th	OT	Total
Visitor	Green Bay Packers	4:27	6:34	9:41	5:48		26:30
Home	Minnesota Vikings	10:33	8:26	5:19	9:12		33:30
Kickoff Drive No.-Start Average		Packers: 5 - GB 29			Vikings: 1 - MIN 29		

Green Bay Packers vs Minnesota Vikings  
1/4/2026 at U.S. Bank Stadium

Final Defensive Statistics

Green Bay Packers	Regular Defensive Plays											Special Teams					Misc			
	TKL	AST	COMB	SK	/ YDS	TFL	Q	IN	PD	FF	FR	TKL	AST	FF	FR	BL	TKL	AST	FF	FR
J.Johnson	3	7	10	0	0	0	0	0	1	0	0	0	0	0	0	0	0	0	0	0
B.Sorrell	5	3	8	1	0	1	1	0	0	0	1	0	0	0	0	0	0	0	0	0
J.Simpson	5	3	8	0	0	0	0	0	0	0	0	0	0	0	0	0	0	0	0	0
J.Baldwin	4	3	7	0	0	0	0	0	0	0	0	0	0	0	0	0	0	0	0	0
K.Oladapo	4	1	5	0	0	0	0	0	1	0	0	0	0	0	0	0	0	0	0	0
I.McDuffie	4	1	5	0	0	0	0	0	0	0	0	0	0	0	0	0	0	0	0	0
T.Hopper	1	4	5	0	0	0	0	0	0	0	0	0	0	0	0	0	0	0	0	0
J.Bullard	1	2	3	0	0	0	0	0	0	0	0	0	0	0	0	0	0	0	0	0
E.Williams	0	3	3	0	0	0	0	0	0	0	0	0	0	0	0	0	0	0	0	0
S.Bartholomew	2	0	2	0	0	1	0	0	0	0	0	2	0	0	0	0	0	0	0	0
T.Diggs	2	0	2	0	0	0	0	0	0	0	0	0	0	0	0	0	0	0	0	0
J.Ford	2	0	2	0	0	0	0	0	0	0	0	0	0	0	0	0	0	0	0	0
B.Cox	1	1	2	1	13	1	3	0	0	1	0	0	0	0	0	0	0	0	0	0
N.Stackhouse	0	2	2	0	0	0	0	0	0	0	0	0	0	0	0	0	0	0	0	0
C.Oliver	1	0	1	0	0	1	2	0	0	0	0	0	0	0	0	0	0	0	0	0
K.Nixon	1	0	1	0	0	0	0	0	0	0	0	0	0	0	0	0	0	0	0	0
W.Brinson	0	0	0	0	0	0	1	0	0	0	0	0	0	0	0	0	0	0	0	0
B.Melton	0	0	0	0	0	0	0	0	0	0	0	1	0	0	0	0	0	0	0	0
D.Dabney	0	0	0	0	0	0	0	0	0	0	0	0	0	0	0	0	0	0	0	1
Total	36	30	66	2	13	4	7	0	2	1	1	3	0	0	0	0	0	0	0	1

TKL = Tackle AST = Assist COMB = Combined QH=QB Hit IN = Interception PD = Pass Defense FF = Forced Fumble FR = Fumble Recovery

Minnesota Vikings	Regular Defensive Plays											Special Teams					Misc			
	TKL	AST	COMB	SK	/ YDS	TFL	QH	IN	PD	FF	FR	TKL	AST	FF	FR	BL	TKL	AST	FF	FR
E.Wilson	3	6	9	0	0	1	1	0	0	0	0	0	0	0	0	0	0	0	0	0
B.Cashman	3	4	7	1	10	1	1	0	0	0	0	0	0	0	0	0	0	0	0	0
D.Turner	4	2	6	2	20	2	2	0	0	1	0	0	0	0	0	0	0	0	0	0
J.Ward	2	4	6	0	0	0	0	0	0	0	0	0	0	0	0	0	0	0	0	0
A.Van Ginkel	4	1	5	0	0	2	0	0	2	0	0	0	0	0	0	0	0	0	0	0
T.Jackson	3	1	4	1	11	1	1	0	0	0	0	0	0	0	0	0	0	0	0	0
I.Pace	3	1	4	0	0	0	0	0	0	0	0	1	0	0	0	0	0	0	0	0
B.Murphy	3	1	4	0	0	1	0	0	0	0	0	0	0	0	0	0	0	0	0	0
J.Allen	1	2	3	0	0	0	0	0	0	0	0	0	0	0	0	0	0	0	0	0
J.Redmond	1	2	3	0	0	0	0	0	0	0	0	0	0	0	0	0	0	0	0	0
I.Rodgers	2	0	2	0	0	0	0	0	0	0	0	0	0	0	0	0	0	0	0	0
J.Hargrave	0	2	2	0	0	0	0	0	0	0	0	0	0	0	0	0	0	0	0	0
B.Richter	1	0	1	0	0	0	0	0	1	0	0	0	0	0	0	0	0	0	0	0
F.Moreau	1	0	1	0	0	0	0	0	0	0	0	0	0	0	0	0	0	0	0	0
T.Taimani	0	1	1	0	0	0	0	0	0	0	0	0	0	0	0	0	0	0	0	0
T.Batty	0	1	1	0	0	0	0	0	0	0	0	0	0	0	0	0	0	0	0	0
T.Thomas	0	0	0	0	0	0	0	0	0	0	0	2	0	0	0	0	0	0	0	0
M.Brosmer	0	0	0	0	0	0	0	0	0	0	0	0	0	0	0	0	1	0	0	0
Total	31	28	59	4	41	8	5	0	3	1	0	3	0	0	0	0	1	0	0	0



## First Half Summary

Packers	0 0 = 0
Vikings	3 10 = 13

### Scoring Plays

Team	Qtr	Time	Play Description (Extra Point) (Drive Info)	Visitor	Home
Vikings	1	10:27	W.Reichard 43 yd. Field Goal (8-46, 4:33)	0	3
Vikings	2	3:02	W.Reichard 25 yd. Field Goal (14-84, 6:02)	0	6
Vikings	2	0:23	C.Ham 1 yd. run (W.Reichard kick) (9-59, 1:24)	0	13

	Green Bay Packers	Minnesota Vikings
TOTAL FIRST DOWNS	3	14
First Downs Rushing-Passing-by Penalty	2 - 0 - 1	5 - 9 - 0
THIRD DOWN EFFICIENCY	1-6-16.7%	1-7-14.3%
TOTAL NET YARDS	12	244
Total Offensive Plays	20	41
NET YARDS RUSHING	15	70
NET YARDS PASSING	-3	174
Gross Yards Passing	10	174
Times thrown-yards lost attempting to pass	1-13	0-0
Pass Attempts-Completions-Had Intercepted	5 - 2 - 0	22 - 13 - 0
Punts-Number and Average	5 - 56.2	3 - 47.0
Penalties-Number and Yards	1 - 5	2 - 20
Fumbles-Number and Lost	1 - 0	0 - 0
Red Zone Efficiency	0-0-0%	1-2-50%
Average Drive Start	GB 24	MIN 20

Green Bay Packers										Minnesota Vikings									
RUSHING		ATT	YDS	AVG	LG	TD	RUSHING		ATT	YDS	AVG	LG	TD						
C.Brooks		5	23	4.6	10	0	J.Mason		8	44	5.5	13	0						
C.Tune		2	6	3.0	7	0	T.Chandler		6	13	2.2	4	0						
E.Wilson		7	-14	-2.0	4	0	J.McCarthy		2	7	3.5	6	0						
							J.Jefferson		1	3	3.0	3	0						
							Z.Scott		1	2	2.0	2	0						
							C.Ham		1	1	1.0	1	1						
Total		14	15	1.1	10	0	Total		19	70	3.7	13	1						
PASSING		ATT	CMP	YDS	SK/YD	TD	LG	IN	RT	PASSING		ATT	CMP	YDS	SK/YD	TD	LG	IN	RT
C.Tune		5	2	10	1/13	0	7	0	47.9	J.McCarthy		22	13	174	0/0	0	26	0	84.3
Total		5	2	10	1/13	0	7	0	47.9	Total		22	13	174	0/0	0	26	0	84.3
PASS RECEIVING		TAR	REC	YDS	AVG	LG	TD	PASS RECEIVING		TAR	REC	YDS	AVG	LG	TD				
J.Keeney-James		1	1	7	7.0	7	0	J.Jefferson		8	5	68	13.6	18	0				
D.Dabney		1	1	3	3.0	3	0	J.Nailor		3	3	49	16.3	26	0				
M.Golden		1	0	0	0.0	0	0	J.Oliver		2	2	29	14.5	22	0				
B.Melton		1	0	0	0.0	0	0	B.Sims		3	1	18	18.0	18	0				
								J.Addison		3	1	8	8.0	8	0				
								T.Chandler		2	1	2	2.0	2	0				
Total		4	2	10	5.0	7	0	Total		21	13	174	13.4	26	0				

[illegible]

## First Half Summary

[illegible]

Play By Play

First Quarter

1/4/2026

GB wins the coin toss and elects to defer. MIN elects to Receive, and GB elects to defend the west goal.

B.McManus kicks 65 yards from GB 35 to MIN 0. T.Felton to MIN 29 for 29 yards (S.Bartholomew).

Minnesota Vikings at 15:00, (1st play from scrimmage 14:55)

1-10-MIN 29	(14:55) J.Mason right end to MIN 42 for 13 yards (T.Hopper).	R1
1-10-MIN 42	(14:16) J.McCarthy pass deep left to J.Jefferson to GB 40 for 18 yards (J.Baldwin) [W.Brinson].	P2
1-10-GB 40	(13:39) J.Mason left guard to GB 39 for 1 yard (K.Oladapo).	P3
2-9-GB 39	(13:02) (Shotgun) J.McCarthy pass short middle to J.Jefferson to GB 29 for 10 yards (E.Williams; J.Johnson).	
1-10-GB 29	(12:19) J.McCarthy scrambles right tackle pushed ob at GB 23 for 6 yards (K.Nixon). <i>PENALTY on MIN-J.McCarthy, Taunting, 15 yards, enforced at GB 23.</i>	
2-19-GB 38	(11:55) (Shotgun) Z.Scott left end to GB 36 for 2 yards (T.Diggs).	P3
3-17-GB 36	(11:10) (Shotgun) J.McCarthy pass short middle to J.Jefferson to GB 25 for 11 yards (K.Oladapo).	
4-6-GB 25	(10:32) W.Reichard 43 yard field goal is GOOD, Center-A.DePaola, Holder-R.Wright.	

Timeout at 10:27.

GB 0 MIN 3, 8 plays, 46 yards, 4:33 drive, 4:33 elapsed

W.Reichard kicks 65 yards from MIN 35 to end zone, Touchback to the GB 35.

Green Bay Packers at 10:27

1-10-GB 35	(10:27) E.Wilson up the middle to GB 36 for 1 yard (E.Wilson).
2-9-GB 36	(9:54) (Shotgun) E.Wilson up the middle to GB 36 for no gain (D.Turner; A.Van Ginkel).
3-9-GB 36	(9:18) (Shotgun) C.Tune pass incomplete short right to B.Melton (A.Van Ginkel).
4-9-GB 36	(9:14) D.Whelan punts 62 yards to MIN 2, Center-M.Orzech, downed by GB-B.Melton.

Timeout at 09:02.

Minnesota Vikings at 9:02

1-10-MIN 2	(9:02) J.Mason up the middle to MIN 13 for 11 yards (K.Oladapo; J.Baldwin).	R4
	<i>Penalty on GB-B.Cox, Defensive Offside, declined.</i>	
1-10-MIN 13	(8:34) J.Mason up the middle to MIN 14 for 1 yard (I.McDuffie; J.Baldwin).	
2-9-MIN 14	(8:01) (Shotgun) J.McCarthy pass short right to J.Addison ran ob at MIN 22 for 8 yards [B.Cox].	R4
3-1-MIN 22	(7:25) (Shotgun) J.Mason right guard to MIN 22 for no gain (J.Johnson).	
4-1-MIN 22	(6:36) R.Wright punts 48 yards to GB 30, Center-A.DePaola, downed by MIN-T.Jackson.	

Timeout at 06:25.

Green Bay Packers at 6:25

1-10-GB 30	(6:25) C.Brooks left tackle to GB 40 for 10 yards (J.Ward).	R1
1-10-GB 40	(6:08) (No Huddle, Shotgun) C.Tune pass short right to D.Dabney to GB 43 for 3 yards (A.Van Ginkel).	
2-7-GB 43	(5:34) C.Brooks left guard to GB 45 for 2 yards (J.Allen; J.Redmond).	
3-5-GB 45	(4:52) (Shotgun) C.Tune sacked at GB 38 for -7 yards (D.Turner). FUMBLES (D.Turner) [D.Turner], recovered by GB-D.Dabney at GB 32.	R1
4-18-GB 32	(4:10) D.Whelan punts 68 yards to end zone, Center-M.Orzech, Touchback.	

Timeout at 04:00.

Minnesota Vikings at 4:00

1-10-MIN 20	(4:00) T.Chandler right guard to MIN 21 for 1 yard (B.Sorrell).	P5
2-9-MIN 21	(3:34) (No Huddle, Shotgun) J.McCarthy pass short right to J.Jefferson ran ob at MIN 33 for 12 yards (J.Simpson) [C.Oliver].	
1-10-MIN 33	(2:51) T.Chandler left end to MIN 37 for 4 yards (B.Sorrell; C.Oliver). <i>PENALTY on GB-W.Brinson, Defensive Offside, 5 yards, enforced at MIN 33 - No Play.</i>	
1-5-MIN 38	(2:25) J.McCarthy pass incomplete deep right to B.Sims [C.Oliver].	P5
2-5-MIN 38	(2:19) T.Chandler left end pushed ob at MIN 42 for 4 yards (K.Oladapo).	
3-1-MIN 42	(1:36) T.Chandler up the middle to MIN 41 for -1 yards (B.Sorrell).	
4-2-MIN 41	(5:1) R.Wright punts 49 yards to GB 10, Center-A.DePaola, downed by MIN-T.Felton.	P5

Timeout at 00:37.

Green Bay Packers at 0:37

1-10-GB 10	(:37) C.Tune pass incomplete short left to E.Wilson. <i>PENALTY on MIN-T.Taimani, Illegal Use of Hands, 5 yards, enforced at GB 10 - No Play.</i>	X2
1-10-GB 15	(:33) E.Wilson right end to GB 13 for -2 yards (A.Van Ginkel, E.Wilson).	

Green Bay Packers vs Minnesota Vikings at U.S. Bank Stadium

END OF QUARTER

	Score	Time Poss	First Downs				Efficiencies	
			R	P	X	T	3 Down	4 Down
Green Bay Packers	0	4:27	1	0	1	2	0/2	0/0
Minnesota Vikings	3	10:33	2	3	0	5	0/3	0/0

Second Quarter

1/4/2026

Play By Play

Green Bay Packers continued.

- 2-12-GB 13 (15:00) (Shotgun) E.Wilson right guard to GB 15 for 2 yards (J.Redmond).
- 3-10-GB 15 (14:28) (Shotgun) C.Tune pass short right to J.Keeney-James to GB 22 for 7 yards (B.Murphy).
- 4-3-GB 22 (13:42) D.Whelan punts 56 yards to MIN 22, Center-M.Orzech, fair catch by J.Jones.

Timeout at 13:34.

Minnesota Vikings at 13:34

- 1-10-MIN 22 (13:34) J.McCarthy pass incomplete short middle to B.Sims (J.Johnson).
- 2-10-MIN 22 (13:27) (Shotgun) T.Chandler left guard to MIN 26 for 4 yards (J.Ford).
- 3-6-MIN 26 (12:44) (Shotgun) J.McCarthy pass incomplete deep left to J.Jefferson.
- 4-6-MIN 26 (12:41) R.Wright punts 44 yards to GB 30, Center-A.DePaola, out of bounds.

Timeout at 12:34.

Green Bay Packers at 12:34

- 1-10-GB 30 (12:34) (Shotgun) C.Tune pass incomplete short left to M.Golden [E. Wilson].
- 2-10-GB 30 (12:31) C.Brooks up the middle to GB 34 for 4 yards (B.Cashman; E.Wilson).
- 3-6-GB 34 (11:49) (Shotgun) C.Tune right end ran ob at GB 41 for 7 yards (F.Moreau).
- 1-10-GB 41 (11:12) C.Brooks right end pushed ob at GB 46 for 5 yards (J.Ward; B.Murphy).
- 2-5-GB 46 (10:36) C.Brooks right tackle to GB 48 for 2 yards (J.Ward; J.Redmond).
- 3-3-GB 48 (9:58) (Shotgun) E.Wilson up the middle to GB 47 for -1 yards (A.Van Ginkel, B.Cashman).
- 4-4-GB 47 (9:13) D.Whelan punts 44 yards to MIN 9, Center-M.Orzech. J.Jones to MIN 9 for no gain (B.Melton). GB-B.Melton was injured during the play.

Timeout at 09:04.

Minnesota Vikings at 9:04

- 1-10-MIN 9 (9:04) J.Mason right tackle to MIN 13 for 4 yards (B.Sorrell).
- 2-6-MIN 13 (8:31) J.McCarthy pass short right to J.Oliver pushed ob at MIN 35 for 22 yards (J.Johnson).
- 1-10-MIN 35 (7:48) J.Mason right tackle to MIN 36 for 1 yard (N.Stackhouse; J.Johnson).
- 2-9-MIN 36 (7:10) (Shotgun) J.McCarthy pass short right to J.Jefferson to GB 47 for 17 yards (E.Williams; T.Hopper).
- 1-10-GB 47 (6:30) (Shotgun) J.McCarthy pass short middle to J.Nailor to GB 30 for 17 yards (J.Simpson).
- 1-10-GB 30 (5:43) T.Chandler right end to GB 27 for 3 yards (T.Hopper; J.Johnson).
- 2-7-GB 27 (5:05) J.McCarthy pass incomplete short left.
- \*\* Injury Update: GB-B.Melton return is Questionable.
- 3-7-GB 27 (4:57) (Shotgun) J.McCarthy pass short right to J.Nailor to GB 21 for 6 yards (B.Sorrell; J.Simpson).
- 4-1-GB 21 (4:34) (No Huddle) J.McCarthy up the middle to GB 20 for 1 yard (B.Cox; E.Williams).
- 1-10-GB 20 (4:00) J.Mason up the middle to GB 7 for 13 yards (T.Diggs).
- 1-7-GB 7 (3:18) J.McCarthy pass incomplete short right to J.Addison.
- 2-7-GB 7 (3:13) J.McCarthy pass incomplete short left to T.Chandler.
- 3-7-GB 7 (3:10) (Shotgun) J.McCarthy pass incomplete short right to J.Jefferson.
- 4-7-GB 7 (3:05) **W.Reichard 25 yard field goal is GOOD, Center-A.DePaola, Holder-R.Wright.**

GB 0 MIN 6, 14 plays, 84 yards, 6:02 drive, 11:58 elapsed

W.Reichard kicks 64 yards from MIN 35 to GB 1. J.Keeney-James to GB 22 for 21 yards (I.Pace).

Green Bay Packers at 3:02, (1st play from scrimmage 2:56)

- 1-10-GB 22 (2:56) E.Wilson up the middle to GB 4 for -18 yards (E.Wilson).
- 2-28-GB 4 (2:16) (Shotgun) E.Wilson up the middle to GB 8 for 4 yards (J.Allen).

Two-Minute Warning

- 3-24-GB 8 (2:00) (Shotgun) C.Tune pass incomplete short right.
- 4-24-GB 8 (1:54) D.Whelan punts 51 yards to MIN 41, Center-M.Orzech, fair catch by J.Jones.

Minnesota Vikings at 1:47

- 1-10-MIN 41 (1:47) (Shotgun) J.Jefferson left end to MIN 44 for 3 yards (J.Baldwin).
- 2-7-MIN 44 (1:29) (No Huddle, Shotgun) J.McCarthy pass short right to J.Oliver to GB 49 for 7 yards (K.Oladapo) [B.Cox].
- 1-10-GB 49 (1:04) (No Huddle, Shotgun) J.McCarthy pass short right to T.Chandler ran ob at GB 47 for 2 yards (J.Johnson).
- 2-8-GB 47 (:58) (Shotgun) J.McCarthy pass incomplete short left to J.Jefferson (K.Oladapo).
- 3-8-GB 47 (:54) (Shotgun) J.McCarthy pass deep right to J.Nailor to GB 21 for 26 yards (J.Simpson).

Green Bay Packers vs Minnesota Vikings at U.S. Bank Stadium

Timeout #1 by MIN at 00:46.			
1-10-GB 21	(:46) (Shotgun) J.McCarthy pass incomplete deep right to J.Addison.		
2-10-GB 21	(:42) (Shotgun) J.McCarthy pass deep right to B.Sims ran ob at GB 3 for 18 yards.		P13
1-3-GB 3	(:35) (Shotgun) T.Chandler up the middle to GB 1 for 2 yards (J.Bullard).		
Timeout #2 by MIN at 00:25.			
2-1-GB 1	(:25) C.Ham left guard for 1 yard, TOUCHDOWN.		R14
W.Reichard extra point is GOOD, Center-A.DePaola, Holder-R.Wright.			

GB 0 MIN 13, 9 plays, 59 yards, 1:24 drive, 14:37 elapsed

W.Reichard kicks 65 yards from MIN 35 to landing zone to end zone, Touchback to the GB 20.

Green Bay Packers at 0:23

1-10-GB 20 (:23) C.Tune kneels to GB 19 for -1 yards.

END OF QUARTER

	Score	Time Poss	First Downs				Efficiencies	
			R	P	X	T	3 Down	4 Down
Green Bay Packers	0	6:34	1	0	0	1	1/4	0/0
Minnesota Vikings	13	8:26	3	6	0	9	1/4	1/1

Third Quarter

1/4/2026

Play By Play

GB elects to Receive, and MIN elects to defend the East goal.

\*\* Injury Update: MIN-J.Oliver is Out of the game.

W.Reichard kicks 61 yards from MIN 35 to GB 4, J.Keeney-James pushed ob at GB 30 for 26 yards (T.Thomas).

Green Bay Packers at 15:00, (1st play from scrimmage 14:55)

1-10-GB 30	(14:55) E.Wilson left guard to GB 32 for 2 yards (E.Wilson; B.Cashman).	
2-8-GB 32	(14:21) E.Wilson right tackle to GB 41 for 9 yards (J.Ward).	R4
1-10-GB 41	(13:49) C.Tune pass short right to J.Keeney-James to GB 49 for 8 yards (B.Murphy).	
2-2-GB 49	(13:15) E.Wilson right guard to MIN 39 for 12 yards (D.Turner; E.Wilson).	R5
1-10-MIN 39	(12:44) E.Wilson right tackle to MIN 34 for 5 yards (J.Allen; J.Hargrave).	
2-5-MIN 34	(12:05) C.Brooks right end to MIN 37 for -3 yards (B.Murphy).	
3-8-MIN 37	(11:24) (Shotgun) C.Tune sacked at MIN 44 for -7 yards (D.Turner).	
4-15-MIN 44	(10:42) D.Whelan punts 30 yards to MIN 14, Center-M.Orzech, fair catch by J.Jones.	

Timeout at 10:35.

Minnesota Vikings at 10:35

1-10-MIN 14	(10:35) J.McCarthy pass short left to J.Jefferson to MIN 22 for 8 yards (J.Bullard; B.Sorrell). MIN-J.McCarthy was injured during the play.	
2-2-MIN 22	(9:52) J.Mason left tackle to MIN 25 for 3 yards (B.Sorrell; J.Johnson).	R15
1-10-MIN 25	(9:12) (Shotgun) M.Brosmer pass short right to J.Jefferson pushed ob at MIN 34 for 9 yards (J.Simpson).	
2-1-MIN 34	(8:32) J.Mason left end to MIN 33 for -1 yards (S.Bartholomew).	
3-2-MIN 33	(7:52) (Shotgun) M.Brosmer sacked at MIN 33 for 0 yards (B.Sorrell).	
	** Injury Update: MIN-J.McCarthy return is Questionable.	
4-2-MIN 33	(7:16) R.Wright punts 55 yards to GB 12, Center-A.DePaola, fair catch by J.Keeney-James.	

Timeout at 07:08.

Green Bay Packers at 7:08

1-10-GB 12	(7:08) <i>PENALTY on GB-J.Morgan, False Start, 5 yards, enforced at GB 12 - No Play.</i>	
1-15-GB 7	(7:08) (Shotgun) C.Tune scrambles right end ran ob at GB 23 for 16 yards (E.Wilson).	R6
1-10-GB 23	(6:30) C.Brooks right tackle to GB 30 for 7 yards (T.Taimani; J.Ward).	
2-3-GB 30	(5:52) (Shotgun) C.Brooks left tackle to GB 39 for 9 yards (B.Cashman).	R7
1-10-GB 39	(5:16) E.Wilson left tackle to GB 44 for 5 yards (B.Cashman).	
2-5-GB 44	(4:47) E.Wilson right guard to 50 for 6 yards (E.Wilson; J.Hargrave).	R8
1-10-50	(4:07) C.Tune scrambles left end ran ob at MIN 49 for 1 yard (E.Wilson; J.Ward).	
2-9-MIN 49	(3:26) C.Brooks right tackle to MIN 49 for no gain (A.Van Ginkel).	
3-9-MIN 49	(2:45) (Shotgun) C.Tune sacked at GB 40 for -11 yards (T.Jackson).	
4-20-GB 40	(2:03) D.Whelan punts 57 yards to MIN 3, Center-M.Orzech. J.Jones to MIN 8 for 5 yards (S.Bartholomew).	

Timeout at 01:52.

Minnesota Vikings at 1:52

1-10-MIN 8	(1:52) T.Chandler right tackle to MIN 10 for 2 yards (B.Sorrell).	
2-8-MIN 10	(1:23) (Shotgun) M.Brosmer pass short right to B.Yurosek to MIN 19 for 9 yards (J.Johnson; J.Simpson).	P16
	** Injury Update: MIN-S.Takitaki return is Questionable.	
1-10-MIN 19	(.45) Z.Scott left end to MIN 25 for 6 yards (S.Bartholomew).	

END OF QUARTER

	Score	Time Poss	First Downs				Efficiencies	
			R	P	X	T	3 Down	4 Down
Green Bay Packers	0	9:41	5	0	0	5	0/2	0/0
Minnesota Vikings	13	5:19	1	1	0	2	0/1	0/0

Fourth Quarter

1/4/2026

Play By Play

Minnesota Vikings continued.

2-4-MIN 25	(15:00) M.Brosmer pass short right to J.Jefferson to MIN 41 for 16 yards (J.Baldwin; J.Johnson).	P17
<u>1-10-MIN 41</u>	(14:16) T.Chandler left tackle to MIN 46 for 5 yards (J.Baldwin).	
2-5-MIN 46	(13:36) (Shotgun) M.Brosmer pass incomplete deep right to T.Felton. <i>PENALTY on GB-J.Simpson, Defensive Pass Interference, 32 yards, enforced at MIN 46 - No Play.</i> <i>Penalty on GB-J.Simpson, Illegal Contact, declined.</i>	X18
<u>1-10-GB 22</u>	(13:30) T.Chandler right tackle to GB 19 for 3 yards (T.Hopper; N.Stackhouse).	
2-7-GB 19	(12:53) (Shotgun) M.Brosmer pass incomplete short left to T.Felton. <i>PENALTY on GB-A.Mosby, Defensive Offside, 5 yards, enforced at GB 19 - No Play.</i>	
2-2-GB 14	(12:50) (Shotgun) Z.Scott up the middle to GB 13 for 1 yard (I.McDuffie).	
3-1-GB 13	(12:07) M.Brosmer pass short right to Z.Scott pushed ob at GB 5 for 8 yards (J.Simpson). Timeout #1 by MIN at 11:31.	P19
<u>1-5-GB 5</u>	(11:31) (Shotgun) M.Brosmer sacked at GB 17 for -12 yards (B.Cox). FUMBLES (B.Cox) [B.Cox], RECOVERED by GB-B.Sorrell at GB 18. B.Sorrell to GB 25 for 7 yards (M.Brosmer).	

Timeout at 11:23.

Green Bay Packers at 11:23

1-10-GB 25	(11:23) (Shotgun) C.Tune sacked at GB 15 for -10 yards (B.Cashman).
2-20-GB 15	(10:47) (Shotgun) C.Tune pass incomplete short middle to M.Golden (A.Van Ginkel).
3-20-GB 15	(10:38) (Shotgun) C.Tune pass short right to E.Wilson to GB 19 for 4 yards (I.Rodgers).
4-16-GB 19	(9:52) D.Whelan punts 63 yards to MIN 18, Center-M.Orzech, fair catch by J.Jones.

Timeout at 09:44.

Minnesota Vikings at 9:44

1-10-MIN 18	(9:44) J.Mason up the middle to MIN 37 for 19 yards (J.Simpson; J.Bullard). GB-J.Bullard was injured during the play.	R20
Timeout at 09:21.		
<u>1-10-MIN 37</u>	(9:19) J.Mason up the middle pushed ob at GB 39 for 24 yards (I.McDuffie).	R21
<u>1-10-GB 39</u>	(8:33) J.Mason up the middle to GB 34 for 5 yards (J.Ford).	
2-5-GB 34	(7:51) (Shotgun) M.Brosmer pass short left to C.Ham to GB 28 for 6 yards (T.Hopper; J.Johnson).	P22
<u>1-10-GB 28</u>	(7:07) T.Chandler right guard to GB 28 for no gain (J.Baldwin).	
2-10-GB 28	(6:25) M.Brosmer pass short left to T.Chandler to GB 17 for 11 yards (I.McDuffie).  ** Injury Update: GB-J.Bullard return is Questionable.	P23
1-10-GB 17	(5:40) J.Mason left end to GB 17 for no gain (I.McDuffie).	
2-10-GB 17	(4:55) (Shotgun) M.Brosmer pass incomplete short middle to B.Sims.	
3-10-GB 17	(4:51) (Shotgun) M.Brosmer pass short left to T.Chandler to GB 19 for -2 yards (C.Oliver).	
4-12-GB 19	<b>(4:13) W.Reichard 37 yard field goal is GOOD, Center-A.DePaola, Holder-R.Wright.</b>	

GB 0 MIN 16, 10 plays, 63 yards, 5:35 drive, 10:51 elapsed

W.Reichard kicks 59 yards from MIN 35 to GB 6. E.Wilson to GB 39 for 33 yards (T.Thomas).

Green Bay Packers at 4:09, (1st play from scrimmage 4:03)

1-10-GB 39	(4:03) C.Brooks left tackle to GB 43 for 4 yards (D.Turner). Timeout #2 by MIN at 03:32.	
2-6-GB 43	(3:32) C.Tune pass short right to M.Golden ran ob at MIN 49 for 8 yards (I.Rodgers).	P9
<u>1-10-MIN 49</u>	(3:27) C.Brooks left tackle to MIN 37 for 12 yards (T.Jackson).	R10
<u>1-10-MIN 37</u>	(2:52) C.Brooks left tackle to MIN 32 for 5 yards (I.Pace; B.Cashman).	
2-5-MIN 32	(2:20) E.Wilson right tackle to MIN 28 for 4 yards (I.Pace).	

Two-Minute Warning

3-1-MIN 28	(2:00) E.Wilson left end ran ob at MIN 23 for 5 yards (T.Jackson).	R11
<u>1-10-MIN 23</u>	(1:55) C.Tune pass short right to J.Whyte to MIN 19 for 4 yards (B.Richter).	
2-6-MIN 19	(1:26) E.Wilson left tackle to MIN 14 for 5 yards (I.Pace).	
3-1-MIN 14	(:59) E.Wilson right tackle to MIN 11 for 3 yards (I.Pace).	R12
<u>1-10-MIN 11</u>	(:36) E.Wilson left guard to MIN 9 for 2 yards (D.Turner). Timeout #1 by GB at 00:28.	
2-8-MIN 9	(:28) C.Tune pass incomplete short right to D.Dabney (B.Richter).	



Green Bay Packers vs Minnesota Vikings at U.S. Bank Stadium

3-8-MIN 9 (:22) C.Brooks left tackle to MIN 5 for 4 yards (T.Jackson; T.Batty).

Timeout #2 by GB at 00:01.

4-4-MIN 5 (:01) B.McManus 24 yard field goal is GOOD, Center-M.Orzech, Holder-D.Whelan.

GB 3 MIN 16, 13 plays, 56 yards, 4:09 drive, 15:00 elapsed

END OF QUARTER

	Score	Time	First Downs				Efficiencies	
		Poss	R	P	X	T	3 Down	4 Down
Green Bay Packers	3	5:48	3	1	0	4	2/4	0/0
Minnesota Vikings	16	9:12	2	4	1	7	1/2	0/0

# Miscellaneous Statistics Report

Green Bay Packers vs Minnesota Vikings  
1/4/2026 at U.S. Bank Stadium

Ten Longest Plays for Green Bay Packers

Yards	Qtr	Play Start	Play Description
16	3	1-15-GB 7	(7:08) (Shotgun) C.Tune scrambles right end ran ob at GB 23 for 16 yards (E.Wilson).
12	3	2-2-GB 49	(13:15) E.Wilson right guard to MIN 39 for 12 yards (D.Turner; E.Wilson).
12	4	1-10-MIN 49	(3:27) C.Brooks left tackle to MIN 37 for 12 yards (T.Jackson).
10	1	1-10-GB 30	(6:25) C.Brooks left tackle to GB 40 for 10 yards (J.Ward).
9	3	2-8-GB 32	(14:21) E.Wilson right tackle to GB 41 for 9 yards (J.Ward).
9	3	2-3-GB 30	(5:52) (Shotgun) C.Brooks left tackle to GB 39 for 9 yards (B.Cashman).
8	3	1-10-GB 41	(13:49) C.Tune pass short right to J.Keeney-James to GB 49 for 8 yards (B.Murphy).
8	4	2-6-GB 43	(3:32) C.Tune pass short right to M.Golden ran ob at MIN 49 for 8 yards (J.Rodgers).
7	2	3-10-GB 15	(14:28) (Shotgun) C.Tune pass short right to J.Keeney-James to GB 22 for 7 yards (B.Murphy).
7	2	3-6-GB 34	(11:49) (Shotgun) C.Tune right end ran ob at GB 41 for 7 yards (F.Moreau).

Ten Longest Plays for Minnesota Vikings

Yards	Qtr	Play Start	Play Description
26	2	3-8-GB 47	(:54) (Shotgun) J.McCarthy pass deep right to J.Nailor to GB 21 for 26 yards (J.Simpson).
24	4	1-10-MIN 37	(9:19) J.Mason up the middle pushed ob at GB 39 for 24 yards (I.McDuffie).
22	2	2-6-MIN 13	(8:31) J.McCarthy pass short right to J.Oliver pushed ob at MIN 35 for 22 yards (J.Johnson).
19	4	1-10-MIN 18	(9:44) J.Mason up the middle to MIN 37 for 19 yards (J.Simpson; J.Bullard). GB-J.Bullard was injured during the play.
18	1	1-10-MIN 42	(14:16) J.McCarthy pass deep left to J.Jefferson to GB 40 for 18 yards (J.Baldwin) [W.Brinson].
18	2	2-10-GB 21	(:42) (Shotgun) J.McCarthy pass deep right to B.Sims ran ob at GB 3 for 18 yards.
17	2	2-9-MIN 36	(7:10) (Shotgun) J.McCarthy pass short right to J.Jefferson to GB 47 for 17 yards (E.Williams; T.Hopper).
17	2	1-10-GB 47	(6:30) (Shotgun) J.McCarthy pass short middle to J.Nailor to GB 30 for 17 yards (J.Simpson).
16	4	2-4-MIN 25	(15:00) M.Brosmer pass short right to J.Jefferson to MIN 41 for 16 yards (J.Baldwin; J.Johnson).
13	1	1-10-MIN 29	(14:55) J.Mason right end to MIN 42 for 13 yards (T.Hopper).

Touchdown Scoring Information

		Offense	Defense	Special Teams
VISITOR	Green Bay Packers	0	0	0
HOME	Minnesota Vikings	1	0	0

Player Scoring Information

Club	Player	TD	Rush TD	Rec TD	KO TD	Punt TD	Int TD	Fum TD	Misc TD	FG	XP	2Pt Rush	2Pt Rec	Sfty	Points
GB	B.McManus	0	0	0	0	0	0	0	0	1	0	0	0	0	3
MIN	W.Reichard	0	0	0	0	0	0	0	0	3	1	0	0	0	10
MIN	C.Ham	0	1	0	0	0	0	0	0	0	0	0	0	0	6

Possession Detail

	First Half				Second Half				Game			
	Visitor	Home	Visitor	Home	Visitor	Home	Visitor	Home	Visitor	Home	Visitor	Home
Largest Lead	0	13	0	16	0	16	0	16	0	16	0	16
Drives Leading	0	5	0	3	0	3	0	8	0	8	0	8
Time of Possession Leading	0:00	14:26	0:00	14:31	0:00	14:31	0:00	28:57	0:00	28:57	0:00	28:57
Largest Deficit	-13	0	-16	0	-16	0	-16	0	-16	0	-16	0
Drives Trailing	6	0	4	0	4	0	10	0	10	0	10	0
Time of Possession Trailing	11:01	0:00	15:29	0:00	15:29	0:00	26:30	0:00	26:30	0:00	26:30	0:00
Times Score Tied Up		0		0		0		0		0		0
Lead Changes		1		0		0		1		1		1

# Playtime Percentage

Percent of playtime per player on offense, defense and special teams (Unofficial)

## Green Bay Packers

## Minnesota Vikings

R.Wright	P	8	35%
J.Jones	WR	7	30%
J.Huber	G	4	17%



# **UPDATED BIOGRAPHIES**



# ZAYNE ANDERSON

## 39

SAFETY  
BRIGHAM YOUNG

Third NFL Season | Third Packers Season



Ht: 6-2 | Wt: 206 | Born: January 3, 1997 | NFL Games Played/Started: 47/2 | Acquired: W-23 (Buf.)

### AT A GLANCE

- » Played in a career-high 16 games with two starts in 2024 and posted the first defensive stats of his career, recording seven tackles (four solo), two passes defended and an interception. Also tied for No. 2 on the team with a career-high nine special teams tackles.
- » Claimed off waivers by the Green Bay Packers from the Buffalo Bills after the 2023 training camp, playing in 10 games and posting four special teams tackles (tied for No. 4 on the team) in '23.
- » Originally signed as an undrafted free agent in 2021 by the Kansas City Chiefs and spent time on the Chiefs' practice squad in 2021-22, appearing in seven games and posting a tackle on special teams during the regular season.
- » Has also played in five postseason contests (two for the Packers and three for the Chiefs), totaling two tackles on special teams and one (solo) on defense.
- » Appeared in 50 games as a linebacker/defensive back at Brigham Young (2015-20), recording 162 tackles. Redshirted in 2018 and medically redshirted in 2019, serving as a team captain both seasons.

**2025 SEASON:** Played in 14 games on special teams, recording a career-high 14 tackles (tied for team lead) and two fumble recoveries (one opponent, one team)...Also saw action on defense in Weeks 10, 11 and 15, registering an assisted tackle...Was inactive (knee) for two games...Was placed on injured reserve (ankle) on Dec. 31.

**Vs. Detroit (Sept. 7):** Inactive (knee).

**Vs. Washington (Sept. 11):** Inactive (knee).

**At Cleveland (Sept. 21):** Appeared on 13 special teams snaps and recorded a team-high two tackles.

**At Dallas (Sept. 28):** Played 20 special teams snaps and registered a tackle.

**Vs. Cincinnati (Oct. 12):** Appeared on 16 special teams snaps and recorded a tackle.

**At Arizona (Oct. 19):** Saw action on 14 special teams snaps.

**At Pittsburgh (Oct. 26):** Saw action on 20 special teams snaps, tied for No. 3 on the team. Recovered a fumble on a punt return to keep possession with Green Bay in the first quarter.

**Vs. Carolina (Nov. 2):** Played 10 special teams snaps and recorded a tackle on the opening kickoff.

**Vs. Philadelphia (Nov. 10):** Played 16 special teams snaps and saw his first action on defense this season, playing one snap. Combined with S Evan Williams to record a tackle on punt coverage in the second quarter.

**At N.Y. Giants (Nov. 16):** Played one snap on defense and 15 snaps on special teams. Combined with RB Chris Brooks to register a tackle on kickoff coverage in the second quarter.

**Vs. Minnesota (Nov. 23):** Saw action on 17 special teams snaps and recorded a pair of tackles and a fumble recovery. On punt coverage, blocked returner WR Myles Price into the ball, causing a deflection off Price that was ruled a fumble. He then recorded the first opponent fumble recovery of his career to set up the Packers' offense at the Minnesota 5, which led to a Green Bay touchdown two plays later.

**At Detroit (Nov. 27):** Played 15 special teams snaps and posted a tackle on kickoff coverage in the third quarter.

**Vs. Chicago (Dec. 7):** Played 18 snaps on special teams and recorded a tackle on kickoff coverage in the second quarter.

**At Denver (Dec. 14):** Appeared on a season-high 20 defensive snaps and recorded an assisted tackle while filling in for S Evan Williams, who was injured in the third quarter. Also saw action on 16 special teams snaps, posting a pair of tackles on kickoff coverage.

**At Chicago (Dec. 20):** Saw action on 14 special teams snaps.

**Vs. Baltimore (Dec. 27):** Played two snaps on special teams, registering a tackle on the opening kickoff before exiting the game in the first quarter with an ankle injury.

### REGULAR-SEASON COMPARISON: DEFENSIVE - CHICAGO BEARS

DATE	OPP	W/L	GP/GS	TOT	TACKLES		ASST	SACK	YDS.	INT	TFL	PD	QBH	MISC			
					SOLO									TD	FF	FR	
1/7/24	GB vs. CHI	W	P	0	0	0	0	0.0	0.0	0	0	0	0	0	0	0	0
11/17/24	GB @ CHI	W	P	0	0	0	0	0.0	0.0	0	0	0	0	0	0	0	0
12/7/25	GB vs. CHI	W	P	0	0	0	0	0.0	0.0	0	0	0	0	0	0	0	0
12/20/25	GB @ CHI	L	P	0	0	0	0	0.0	0.0	0	0	0	0	0	0	0	0
TOTALS		3/1	4/0	0	0	0	0	0.0	0.0	0	0	0	0	0	0	0	0

### ZAYNE ANDERSON'S NFL REGULAR-SEASON DEFENSIVE STATISTICS

		TACKLES										INTERCEPTIONS										ST				MISC			
YEAR	TEAM	GP	GS	TK	S	A	TFL	YDS	SK	YDS	QBH	NO	YDS	LG	TD	PD	FF	FR	TD	YDS	TK	S	A	FF	FR	S	A		
2021	Chiefs	4	0	0	0	0	0	0	0.0	0.0	0	0	0	0	0	0	0	0	0	0	1	1	0	0	0	0	0	0	
2022	Chiefs	3	0	0	0	0	0	0	0.0	0.0	0	0	0	0	0	0	0	0	0	0	0	0	0	0	0	0	0	0	
2023	Packers	10	0	0	0	0	0	0	0.0	0.0	0	0	0	0	0	0	0	0	0	0	4	3	1	0	0	0	0	0	
2024	Packers	16	2	7	4	3	0	0	0.0	0.0	0	1	18	18	0	2	0	0	0	0	0	9	9	0	0	0	0	0	
2025	Packers	14	0	1	0	1	0	0	0.0	0.0	0	0	0	0	0	0	0	0	0	0	14	5	9	0	2	0	0	0	
NFL TOTALS		47	2	8	4	4	0	0	0.0	0.0	0	1	18	18	0	2	0	0	0	0	28	18	10	0	2	0	0	0	



ZAYNE ANDERSON'S NFL POSTSEASON DEFENSIVE STATISTICS

		TACKLES									INTERCEPTIONS									ST				MISC				
YEAR	TEAM	GP	GS	TK	S	A	TFL	YDS	SK	YDS	QBH	NO	YDS	LG	TD	PD	FF	FR	TD	YDS	TK	S	A	FF	FR	S	A	
2021	Chiefs	3	0	0	0	0	0	0	0.0	0.0	0	0	0	0	0	0	0	0	0	0	1	1	0	0	0	0	0	0
2023	Packers	2	0	1	1	0	0	0	0.0	0.0	0	0	0	0	0	0	0	0	0	0	1	1	0	0	0	0	0	0
NFL TOTALS		5	0	1	1	0	0	0	0.0	0.0	0	0	0	0	0	0	0	0	0	0	2	2	0	0	0	0	0	0

SINGLE-GAME HIGHS: SPECIAL TEAMS

Total Tackles	4 at Detroit Lions, Dec 05, 2024
	3 vs. New Orleans Saints, Dec 23, 2024
Solo Tackles	2 vs. New Orleans Saints, Dec 23, 2024
	2 at Detroit Lions, Dec 05, 2024
Passes Defensed	2 vs. New Orleans Saints, Dec 23, 2024

Interceptions	1 vs. New Orleans Saints, Dec 23, 2024
Special Teams Tackles	2 at Denver Broncos, Dec 14, 2025
	2 vs. Minnesota Vikings, Nov 23, 2025
	2 at Cleveland Browns, Sep 21, 2025
	2 vs. Miami Dolphins, Nov 28, 2024
	1 vs. Chicago Bears, Dec 07, 2025
	...18 more at 1.
Special Teams Fumble Recoveries	1 vs. Minnesota Vikings, Nov 23, 2025
	1 at Pittsburgh Steelers, Oct 26, 2025

2025 GXG REGULAR SEASON (PACKERS)

DATE	OPPONENT	P/S	TK	S	A	SK	YDS	INT	PD	FF	FR
09/07	Lions		INACTIVE/INJURY								
09/11	Commanders		INACTIVE/INJURY								
09/21	at Browns	P	0	0	0	0.0	0.0	0	0	0	0
09/28	at Cowboys	P	0	0	0	0.0	0.0	0	0	0	0
10/12	Bengals	P	0	0	0	0.0	0.0	0	0	0	0
10/19	at Cardinals	P	0	0	0	0.0	0.0	0	0	0	0
10/26	at Steelers	P	0	0	0	0.0	0.0	0	0	0	0
11/02	Panthers	P	0	0	0	0.0	0.0	0	0	0	0
11/10	Eagles	P	0	0	0	0.0	0.0	0	0	0	0
11/16	at Giants	P	0	0	0	0.0	0.0	0	0	0	0
11/23	Vikings	P	0	0	0	0.0	0.0	0	0	0	0
11/27	at Lions	P	0	0	0	0.0	0.0	0	0	0	0
12/07	Bears	P	0	0	0	0.0	0.0	0	0	0	0
12/14	at Broncos	P	1	0	1	0.0	0.0	0	0	0	0
12/20	at Bears	P	0	0	0	0.0	0.0	0	0	0	0
12/27	Ravens	P	0	0	0	0.0	0.0	0	0	0	0
01/04	at Vikings		INJURED RESERVE								
2025 TOTALS		14-0	1	0	1	0.0	0.0	0	0	0	0

JOHNATHAN  
BALDWIN  
37

SAFETY  
UNLV

Rookie



G

Ht: 6-0 | Wt: 190 | Born: February 8, 2003 | NFL Games Played/Started: 1/0 | Acquired: FA-25

AT A GLANCE

- » Signed by Green Bay as an undrafted free agent on May 2, 2025.
- » Played in 44 games with 36 starts in four seasons at the University of Nevada-Las Vegas (2021-24), recording 211 tackles (126 solo), 15 tackles for a loss, 4½ sacks, 30 passes defended, six interceptions, a forced fumble and a fumble recovery.
- » Played in all 14 games with 13 starts in 2024, earning second-team All-Mountain West honors from the league's coaches and media.

**2025 SEASON:** Appeared in one game (Week 18), seeing action on defense and special teams and recording a career-high seven tackles (four solo) on defense...Spent the majority of the season on the practice squad...Was signed to the active roster on Dec. 31.

**At Minnesota (Jan. 4):** Saw action on 66 of 67 defensive snaps (tied for No. 1 on the team among defensive backs), posting seven tackles (four solo) in his NFL debut. Also played 14 special teams snaps.

JOHNATHAN BALDWIN'S NFL REGULAR-SEASON DEFENSIVE STATISTICS

		TACKLES									INTERCEPTIONS									ST				MISC			
YEAR	TEAM	GP	GS	TK	S	A	TFL	YDS	SK	YDS	QBH	NO	YDS	LG	TD	PD	FF	FR	TD	YDS	TK	S	A	FF	FR	S	A
2025	Packers	1	0	7	4	3	0	0	0.0	0.0	0	0	0	0	0	0	0	0	0	0	0	0	0	0	0	0	0
NFL TOTALS		1	0	7	4	3	0	0	0.0	0.0	0	0	0	0	0	0	0	0	0	0	0	0	0	0	0	0	0

SINGLE-GAME HIGHS: DEFENSIVE

Total Tackles7 at Minnesota Vikings, Jan 04, 2026

Solo Tackles4 at Minnesota Vikings, Jan 04, 2026

2025 GXG REGULAR SEASON (PACKERS)

DATE	OPPONENT	P/S	TK	S	A	SK	YDS	INT	PD	FF	FR
09/07	Lions						PRACTICE SQUAD				
09/11	Commanders						PRACTICE SQUAD				
09/21	at Browns						PRACTICE SQUAD				
09/28	at Cowboys						PRACTICE SQUAD				
10/12	Bengals						PRACTICE SQUAD				
10/19	at Cardinals						PRACTICE SQUAD				
10/26	at Steelers						PRACTICE SQUAD				
11/02	Panthers						PRACTICE SQUAD				
11/10	Eagles						PRACTICE SQUAD				
11/16	at Giants						PRACTICE SQUAD				
11/23	Vikings						PRACTICE SQUAD				
11/27	at Lions						PRACTICE SQUAD				
12/07	Bears						PRACTICE SQUAD				
12/14	at Broncos						PRACTICE SQUAD				
12/20	at Bears						PRACTICE SQUAD				
12/27	Ravens						PRACTICE SQUAD				
01/04	at Vikings	P	7	4	3	0.0	0.0	0	0	0	0
2025 TOTALS		1-0	7	4	3	0.0	0.0	0	0	0	0



# AARON BANKS

## 65

GUARD  
NOTRE DAME

Fifth NFL Season | First Packers Season



Ht: 6-5 | Wt: 325 | Born: September 3, 1997 | NFL Games Played/Started: 68/57 | Acquired: UFA (SF)-25

### AT A GLANCE

- » Appeared in 53 games with 43 starts (all at left guard) in his four seasons with the San Francisco 49ers (2021-24), also playing in seven postseason contests with six starts.
- » During his three seasons as a starter (2022-24), was part of a line that helped the 49ers rank No. 2 in the NFL over that span in total offense (380.1 ypg), No. 1 in yards per play (6.3), No. 3 in yards per carry (4.73 avg.), tied for No. 5 in sacks allowed (101) and No. 6 in rushing offense (135.5 ypg).
- » Helped protect QB Brock Purdy, who led the NFL in passer rating (113.0) and yards per attempt (9.6) in 2023 while setting a franchise record with 4,280 passing yards.
- » In 2023, was part of a line that helped the 49ers become the first team in NFL history to feature an RB (Christian McCaffrey), two WRs (Brandon Aiyuk and Deebo Samuel) and a TE (George Kittle) who each posted 1,000-plus yards from scrimmage in a single season.
- » Appeared in 38 games with 31 starts during his four years at Notre Dame (2017-20), earning first-team All-America honors from The Associated Press as a senior in 2020.

**2025 SEASON:** Appeared in 15 games with 14 starts at LG...Part of a line that helped the Packers rank tied for No. 7 in the league in sacks allowed (29), No. 3 in giveaways (13) and No. 2 in third-down conversions (48.8 pct.)...Was inactive for two games due to injury (Weeks 2 and 4).

**Vs. Detroit (Sept. 7):** Started at LG in his Green Bay debut, appearing on 43 of 48 snaps as part of a line that did not allow a sack of QB Jordan Love. Helped protect Love, who connected on 16 of 22 passes for 188 yards and two TDs with no INTs (128.6 rating).

**Vs. Washington (Sept. 11):** Inactive (ankle/groin).

**At Cleveland (Sept. 21):** Started at LG and played 30 snaps, but was sidelined for the second half due to a groin injury.

**At Dallas (Sept. 28):** Inactive (groin).

**Vs. Cincinnati (Oct. 12):** Started at LG and played all 61 snaps as part of a line that allowed just one sack and cleared the way for 153 rushing yards on 33 carries (4.6 avg.).

**At Arizona (Oct. 19):** Started at LG and played all 56 snaps, helping to protect Love as he was sacked only one time.

**At Pittsburgh (Oct. 26):** Started at LG and played all 64 snaps as the line did not allow a sack and blocked for Love as he posted a career-high 134.2 passer rating (29 of 37 for 360 yards and three TDs with no INTs).

**Vs. Carolina (Nov. 2):** Started at LG, but sustained a stinger on the first drive of the game and was forced to exit after nine snaps.

**Vs. Philadelphia (Nov. 10):** Started at LG and played all 68 snaps.

**At N.Y. Giants (Nov. 16):** Started at LG and appeared on all 55 snaps, helping the Packers post a season-high average of 5.6 yards per carry (128 yards on 23 attempts).

**Vs. Minnesota (Nov. 23):** Started at LG and played all 66 snaps, part of a line that allowed just one sack and helped clear the way for RB Emanuel Wilson's career-high 107 yards and a career-best two rushing TDs on 28 carries (3.8 avg.).

**At Detroit (Nov. 27):** Started at LG and played all 63 snaps as the line did not allow a sack on the afternoon and protected Love as he posted a 124.2 passer rating (18 of 30 for 234 yards and four TDs with no INTs).

**Vs. Chicago (Dec. 7):** Started at LG and played all 53 snaps, helping to protect Love as he was sacked only one time and as he threw for 234 yards and three TDs with one INT on 17-of-25 passing for a 120.7 rating.

**At Denver (Dec. 14):** Started at LG and appeared on all 66 snaps, helping Green Bay register a season-best average of 5.8 yards per carry (115 yards on 20 attempts).

**At Chicago (Dec. 20):** Started at LG and played all 72 snaps, helping to clear the way for the Packers' season-high 192 rushing yards on 44 carries (4.4 avg.).

**Vs. Baltimore (Dec. 27):** Started at LG and played 41 of 47 snaps, coming out for the final series with the Packers trailing, 41-24. Helped protect QB Malik Willis as he posted a career-high 134.6 passer rating (18 of 21 for a career-best 288 yards and a TD).

**At Minnesota (Jan. 4):** Appeared on one snap on special teams.

### AARON BANKS' NFL REGULAR-SEASON STATISTICS

DATE	TEAM	GP	GS
2021	49ers	9	0
2022	49ers	16	16
2023	49ers	15	14
2024	49ers	13	13
2025	Packers	15	14
NFL TOTALS		68	57

### AARON BANKS' NFL POSTSEASON STATISTICS

DATE	TEAM	GP	GS
2021	49ers	1	0
2022	49ers	3	3
2023	49ers	3	3
NFL TOTALS		7	6

2025 GXG REGULAR SEASON (PACKERS)

DATE	OPPONENT	P/S	
09/07	Lions	S	
09/11	Commanders	S	INACTIVE/INJURY
09/21	at Browns	S	
09/28	at Cowboys	S	INACTIVE/INJURY
10/12	Bengals	S	
10/19	at Cardinals	S	
10/26	at Steelers	S	
11/02	Panthers	S	
11/10	Eagles	S	
11/16	at Giants	S	
11/23	Vikings	S	
11/27	at Lions	S	
12/07	Bears	S	
12/14	at Broncos	S	
12/20	at Bears	S	
12/27	Ravens	S	
01/04	at Vikings	P	
2025 TOTALS		15-14	

SHEMAR  
BARTHOLOMEW  
34

CORNERBACK  
GEORGIA SOUTHERN

Second NFL Season | First Packers Season



Ht: 6-0 | Wt: 200 | Born: June 6, 2000 | NFL Games Played/Started: 6/0 | Acquired: FA-25

AT A GLANCE

- » Originally entered the NFL as an undrafted free agent with the N.Y. Jets, signing on May 3, 2024.
- » Appeared in five games with the Carolina Panthers in 2024, tallying three tackles (two solo), two passes defended and a tackle for a loss.
- » Made NFL debut against Cincinnati in Week 4 of the 2024 season, appearing on special teams.
- » Spent a portion of the 2025 season on the Minnesota Vikings' practice squad.
- » Began his collegiate career at Northwestern State (2018-22), before transferring to Georgia Southern for his final year of eligibility (2023).
- » Appeared in 42 games (24 starts) in college, recording 10 interceptions, 27 passes defended, four forced fumbles and 115 tackles.

**2025 SEASON:** Played in one game (Week 18), seeing action on defense and special teams, posting two solo tackles and a tackle for a loss on defense, and two tackles (career high) on special teams...Was signed to the practice squad on Dec. 2 after spending a portion of the season on the Minnesota Vikings' practice squad...Was signed to the active roster on Dec. 30.

**At Minnesota (Jan. 4):** Saw action on 34 defensive snaps, recording a pair of solo tackles and a tackle for a loss on defense in his Packers debut. Brought down RB Jordan Mason for a loss of a yard on a third-quarter run, helping Green Bay force a punt two plays later. Also played 11 special teams snaps and led the team with a career-high two tackles.

SHEMAR BARTHOLOMEW'S NFL REGULAR-SEASON DEFENSIVE STATISTICS

		TACKLES									INTERCEPTIONS										ST				MISC		
YEAR	TEAM	GP	GS	TK	S	A	TFL	YDS	SK	YDS	QBH	NO	YDS	LG	TD	PD	FF	FR	TD	YDS	TK	S	A	FF	FR	S	A
2024	Panthers	5	0	3	2	1	1	2	0.0	0.0	0	0	0	0	0	2	0	0	0	0	0	0	0	0	0	0	0
2025	Packers	1	0	2	2	0	1	1	0.0	0.0	0	0	0	0	0	0	0	0	0	0	2	2	0	0	0	0	0
NFL TOTALS		6	0	5	4	1	2	3	0.0	0.0	0	0	0	0	0	2	0	0	0	0	2	2	0	0	0	0	0

SINGLE-GAME HIGHS: DEFENSIVE

**Total Tackles** 3 at Atlanta Falcons, Jan 05, 2025  
2 vs. Green Bay Packers, Jan 04, 2026  
**Solo Tackles** 2 vs. Green Bay Packers, Jan 04, 2026  
2 at Atlanta Falcons, Jan 05, 2025  
**Passes Defended** 2 at Atlanta Falcons, Jan 05, 2025

**Tackles For Loss** 1 vs. Green Bay Packers, Jan 04, 2026  
1 at Atlanta Falcons, Jan 05, 2025  
**Special Teams Tackles** 2 vs. Green Bay Packers, Jan 04, 2026

2025 GYG REGULAR SEASON (VIKINGS/PACKERS)

DATE	OPPONENT	P/S	TK	S	A	SK	YDS	INT	PD	FF	FR
09/08	at Bears		NOT ON ROSTER								
09/14	Falcons		NOT ON ROSTER								
09/21	Bengals		NOT ON ROSTER								
09/28	at Steelers		NOT ON ROSTER								
10/05	at Browns		NOT ON ROSTER								
10/19	Eagles		NOT ON ROSTER								
10/23	at Chargers		NOT ON ROSTER								
11/02	at Lions		NOT ON ROSTER								
11/09	Ravens		NOT ON ROSTER								
11/16	Bears		PRACTICE SQUAD								
11/23	at Packers		PRACTICE SQUAD								
			Went from Vikings to Packers.								
11/27	at Lions		NOT ON ROSTER								
12/07	Bears		PRACTICE SQUAD								
12/14	at Broncos		PRACTICE SQUAD								
12/20	at Bears		PRACTICE SQUAD								
12/27	Ravens		PRACTICE SQUAD								
01/04	at Vikings	P	2	2	0	0.0	0.0	0	0	0	0
2025 TOTALS		1-0	2	2	0	0.0	0.0	0	0	0	0

# ANTHONY BELTON 71

GUARD/TACKLE  
NORTH CAROLINA STATE

Rookie



Ht: 6-6 | Wt: 336 | Born: February 23, 2001 | NFL Games Played/Started: 14/7 | Acquired: D2-25

## AT A GLANCE

- » Appeared in 40 games with 32 starts at left tackle during his four seasons at North Carolina State, starting all 24 games he played in over his final two seasons (2023-24).
- » Started all 11 games he appeared in last season and was selected to play in the Reese's Senior Bowl following the 2024 campaign.
- » Earned third-team All-Atlantic Coast Conference honors in 2023 after tying for the team lead with 51 pancake blocks.
- » Played one season at Georgia Military Academy (2019), where he was ranked the No. 5 JUCO offensive tackle in the country by 247Sports.com.
- » Selected by the Packers in the second round (No. 54 overall) of the 2025 NFL Draft, the first offensive lineman from North Carolina State to be drafted by the Packers in franchise history.
- » Became just the fourth offensive lineman from North Carolina State to be selected in the first two rounds in the Common Draft Era (since 1967).

**2025 SEASON:** Played in 14 games with seven starts (six at RG, one at RT)...Part of a line that helped the Packers rank tied for No. 7 in the league in sacks allowed (29), No. 3 in giveaways (13) and No. 2 in third-down conversions (48.8 pct.)...Was inactive (ankle) for three contests.

**Vs. Detroit (Sept. 7):** Appeared on three snaps on offense in his NFL debut, taking over at RT for the final series of the game. Also played five snaps on special teams.

**Vs. Washington (Sept. 11):** Made his first NFL start, opening at RT in place of an injured Zach Tom (oblique), and appeared on 51 of 67 snaps. Helped protect QB Jordan Love as he completed 19 of 31 passes for 292 yards and two TDs with no INTs (113.9 rating).

**At Cleveland (Sept. 21):** Appeared on 35 snaps on offense, playing 31 snaps at RG in place of an injured Tom (oblique) and four snaps at LT in the third quarter when Rasheed Walker briefly departed the game due to injury.

**At Dallas (Sept. 28):** Inactive (ankle).

**Vs. Cincinnati (Oct. 12):** Inactive (ankle).

**At Arizona (Oct. 19):** Inactive (ankle).

**At Pittsburgh (Oct. 26):** Played two snaps at LT late in the fourth quarter when Walker left the game due to injury.

**Vs. Carolina (Nov. 2):** Appeared on four plays on special teams.

**Vs. Philadelphia (Nov. 10):** Played two snaps on special teams.

**At N.Y. Giants (Nov. 16):** Appeared on three plays on special teams.

**Vs. Minnesota (Nov. 23):** Played 45 snaps on offense as he rotated at RG with Jordan Morgan throughout the first half and then played the entire second half at RG. Was part of a line that allowed just one sack and helped clear the way for RB Emanuel Wilson's career-high 107 yards and a career-best two rushing TDs on 28 carries (3.8 avg.). Also appeared on five plays on special teams.

**At Detroit (Nov. 27):** Made his first NFL start at RG and played all 63 snaps as the line did not allow a sack on the afternoon and protected Love as he posted a 124.2 passer rating (18 of 30 for 234 yards and four TDs with no INTs).

**Vs. Chicago (Dec. 7):** Started at RG and played all 53 snaps, helping to protect Love as he was sacked only one time and as he threw for 234 yards and three TDs with one INT on 17-of-25 passing for a 120.7 rating.

**At Denver (Dec. 14):** Started at RG and appeared on all 66 snaps, helping Green Bay register a season-best average of 5.8 yards per carry (115 yards on 20 attempts).

**At Chicago (Dec. 20):** Started at RG and played all 72 snaps, helping to clear the way for the Packers' season-high 192 rushing yards on 44 carries (4.4 avg.).

**Vs. Baltimore (Dec. 27):** Started at RG and played all 47 snaps, helping to protect QB Malik Willis as he posted a career-high 134.6 passer rating (18 of 21 for a career-best 288 yards and a TD).

**At Minnesota (Jan. 4):** Started at RG and appeared on all 51 snaps.

## ANTHONY BELTON'S NFL REGULAR-SEASON STATISTICS

DATE	TEAM	GP	GS
2025	Packers	14	7
NFL TOTALS		14	7



2025 GXG REGULAR SEASON (PACKERS)

DATE	OPPONENT	P/S
09/07	Lions	P
09/11	Commanders	S
09/21	at Browns	P
09/28	at Cowboys	
10/12	Bengals	
10/19	at Cardinals	
10/26	at Steelers	P
11/02	Panthers	P
11/10	Eagles	P
11/16	at Giants	P
11/23	Vikings	P
11/27	at Lions	S
12/07	Bears	S
12/14	at Broncos	S
12/20	at Bears	S
12/27	Ravens	S
01/04	at Vikings	S
2025 TOTALS		14-7

INACTIVE/INJURY  
INACTIVE/INJURY  
INACTIVE/INJURY

# WARREN BRINSON

## 91

DEFENSIVE LINEMAN  
GEORGIA

Rookie



Ht: 6-5 | Wt: 315 | Born: February 4, 2002 | NFL Games Played/Started: 11/1 | Acquired: D6-25

### AT A GLANCE

- » Played in 59 games with eight starts at Georgia, recording 71 tackles (46 solo), 14 tackles for a loss, six sacks, 59 QB hurries, a pass defended and a fumble recovery.
- » During his five seasons playing for the Bulldogs (2020-24), was part of defenses that contributed to Georgia ranking No. 1 in the country over that span in rushing defense (95.2 ypg), including No. 1 rankings in both 2020 (72.3 ypg) and 2022 (77.1 ypg).
- » In 2024, played in 12 games with four starts and recorded career bests in tackles (26), solo tackles (20) and tackles for a loss (six) while tying his career high in sacks (two). Also registered 17 QB hurries, the second most of his career (19 in 2023).
- » Selected by the Packers in the sixth round (No. 198 overall) of the 2025 NFL Draft, the fifth player from the University of Georgia picked by Green Bay in the last five drafts (2021-25).
- » Went to Savannah (Ga.) Christian High School in his hometown before transferring and spending his final two years at IMG Academy (Bradenton, Fla.), where he helped lead the Ascenders to a 9-1 record in his senior season.

**2025 SEASON:** Appeared in 11 games with one start, recording 13 tackles (six solo), a half-sack, three quarterback hits and 13 Next Gen Stat QB pressures on defense and also seeing action on special teams...Was inactive (healthy scratch) for six games.

**Vs. Detroit (Sept. 7) - At Dallas (Sept. 28):** Inactive (healthy scratch).

**Vs. Cincinnati (Oct. 12):** Played 21 snaps on defense and four on special teams in his NFL debut. Posted two NGS QB pressures.

**At Arizona (Oct. 19):** Played 33 snaps on defense, registering a career-high four tackles (one solo) and two NGS QB pressures, with all four stops coming within 2 yards of the line of scrimmage. Combined with LB Ty'Ron Hopper to stop RB Zonovan Knight for a 2-yard loss on a fourth-quarter run. Also saw action on four special teams snaps.

**At Pittsburgh (Oct. 26) - Vs. Carolina (Nov. 2):** Inactive (healthy scratch).

**Vs. Philadelphia (Nov. 10):** Played nine snaps on defense and two on special teams.

**At N.Y. Giants (Nov. 16):** Appeared on six defensive snaps and posted a solo tackle on a second-quarter run by RB Devin Singletary. Also saw action on four special teams snaps.

**Vs. Minnesota (Nov. 23):** Saw action on 21 defensive snaps and recorded two tackles (one solo), the first half-sack and QB hit of his career, and a career-high five NGS QB pressures (led the team). Combined with LB Isaiah McDuffie to bring down QB J.J. McCarthy for a loss of 7 yards on his first career sack in the second quarter. Helped Green Bay's defense hold Minnesota's offense to just 145 net yards, the lowest amount of yardage allowed by the Packers in a game since Dec. 23, 2019. Also played two special teams snaps.

**At Detroit (Nov. 27):** Played 32 defensive snaps and posted a solo tackle on a RB Jahmyr Gibbs second-quarter run, holding him to a gain of just a yard. Also appeared on six special teams snaps.

**Vs. Chicago (Dec. 7):** Played 27 snaps on defense, posting a pair of assisted tackles on second-quarter runs by RB Kyle Monangai. Also saw action on three special teams snaps.

**At Denver (Dec. 14):** Appeared on 22 defensive snaps and recorded two tackles (one solo). Combined with LB Quay Walker to bring down RB R.J. Harvey for a loss of a yard on a fourth-quarter run. Also saw action on four special teams snaps.

**At Chicago (Dec. 20):** Saw action on 21 defensive snaps, posting a solo tackle, a QB hit and a NGS QB pressure. Also appeared on four special teams snaps.

**Vs. Baltimore (Dec. 27):** Played 34 defensive snaps and also saw action on seven special teams snaps.

**At Minnesota (Jan. 4):** Appeared on a career-high 47 defensive snaps (No. 2 on the team among defensive linemen), posting a QB hit and three NGS QB pressures in his first NFL start. Also played four special teams snaps.

### REGULAR-SEASON COMPARISON: DEFENSIVE - DETROIT LIONS

DATE	OPP	W/L	GP/GS	TOT	TACKLES		ASST	SACK	YDS.	INT	TFL	PD	QBH	MISC		
					SOLO	FOR								TD	FF	FR
11/27/25	GB @ DET	W	P	1	1	0	0.0	0.0	0.0	0	0	0	0	0	0	0
TOTALS		1/0	1/0	1	1	0	0.0	0.0	0.0	0	0	0	0	0	0	0

### WARREN BRINSON'S NFL REGULAR-SEASON DEFENSIVE STATISTICS

		TACKLES										INTERCEPTIONS										ST				MISC	
YEAR	TEAM	GP	GS	TK	S	A	TFL	YDS	SK	YDS	QBH	NO	YDS	LG	TD	PD	FF	FR	TD	YDS	TK	S	A	FF	FR	S	A
2025	Packers	11	1	13	6	7	0	0	0.5	3.5	3	0	0	0	0	0	0	0	0	0	0	0	0	0	0	0	0
NFL TOTALS		11	1	13	6	7	0	0	0.5	3.5	3	0	0	0	0	0	0	0	0	0	0	0	0	0	0	0	0

### SINGLE-GAME HIGHS: DEFENSIVE

**Total Tackles** 4 at Arizona Cardinals, Oct 19, 2025  
2 at Denver Broncos, Dec 14, 2025  
...2 more at 2.  
**Solo Tackles** 1 at Detroit Lions, Nov 27, 2025  
1 vs. Minnesota Vikings, Nov 23, 2025  
...2 more at 1.

**Sacks** 0.5 vs. Minnesota Vikings, Nov 23, 2025

2025 GXG REGULAR SEASON (PACKERS)

DATE	OPPONENT	P/S	TK	S	A	SK	YDS	INT	PD	FF	FR
09/07	Lions							INACTIVE			
09/11	Commanders							INACTIVE			
09/21	at Browns							INACTIVE			
09/28	at Cowboys							INACTIVE			
10/12	Bengals	P	0	0	0	0.0	0.0	0	0	0	0
10/19	at Cardinals	P	4	1	3	0.0	0.0	0	0	0	0
10/26	at Steelers							INACTIVE			
11/02	Panthers							INACTIVE			
11/10	Eagles	P	0	0	0	0.0	0.0	0	0	0	0
11/16	at Giants	P	1	1	0	0.0	0.0	0	0	0	0
11/23	Vikings	P	2	1	1	0.5	3.5	0	0	0	0
11/27	at Lions	P	1	1	0	0.0	0.0	0	0	0	0
12/07	Bears	P	2	0	2	0.0	0.0	0	0	0	0
12/14	at Broncos	P	2	1	1	0.0	0.0	0	0	0	0
12/20	at Bears	P	1	1	0	0.0	0.0	0	0	0	0
12/27	Ravens	P	0	0	0	0.0	0.0	0	0	0	0
01/04	at Vikings	S	0	0	0	0.0	0.0	0	0	0	0
2025 TOTALS		11-1	13	6	7	0.5	3.5	0	0	0	0

# CHRIS BROOKS 30

RUNNING BACK  
BRIGHAM YOUNG

Third NFL Season | Second Packers Season



Ht: 6-1 | Wt: 219 | Born: January 11, 2000 | NFL Games Played/Started: 41/0 | Acquired: FA-24

## AT A GLANCE

- » Rushed for 289 yards on 55 carries over his first two NFL seasons, an average of 5.3 yards per attempt that ranked No. 6 in the NFL among running backs with 50-plus carries in 2023-24.
- » Appeared in 15 games for the Packers last season, rushing for 183 yards and a TD on 36 carries (5.1 avg.) while adding 11 receptions for 69 yards (6.3 avg.).
- » Played in nine games for the Miami Dolphins as a rookie in 2023, finishing with 106 rushing yards on 19 carries (5.6 avg.).
- » Appeared in 52 games with 24 starts during his collegiate career at Brigham Young (2022) and California (2018-21), posting 2,551 rushing yards and 20 TDs on 512 carries (5.0 avg.).
- » Averaged 6.3 yards per carry in his lone season at BYU in 2022, the fourth-best single-season mark in school history.
- » Led the Golden Bears with a career-high 914 rushing yards and a career-best eight rushing TDs on 208 attempts (4.4 avg.) in 2019 while adding a career-best 22 catches for 166 yards (7.5 avg.) and a career-high four TDs.

**2025 SEASON:** Played in all 17 games and posted 27 carries for 106 yards (3.9 avg.) and 13 receptions for 91 yards (7.0 avg.)...Tied for the team lead with a career-high 14 tackles on special teams.

**Vs. Detroit (Sept. 7):** Appeared on nine snaps on offense and 16 on special teams, posting a 1-yard run and a 2-yard reception along with a career-high three tackles on special teams.

**Vs. Washington (Sept. 11):** Played 13 snaps on offense and 17 on special teams, recording three receptions (tied career high) for 27 yards (9.0 avg.).

**At Cleveland (Sept. 21):** Appeared on eight plays on offense and registered a tackle in 12 snaps of work on special teams.

**At Dallas (Sept. 28):** Played five snaps on offense and nine on special teams, posting a 1-yard reception.

**Vs. Cincinnati (Oct. 12):** Appeared on five plays on offense and 14 on special teams, posting a 1-yard carry and a tackle on special teams.

**At Arizona (Oct. 19):** Played seven snaps on offense and nine on special teams and posted a tackle on special teams.

**At Pittsburgh (Oct. 26):** Appeared on 21 plays on special teams and three on offense.

**Vs. Carolina (Nov. 2):** Played 11 snaps on offense and nine on special teams, hauling in two passes for 24 yards (12.0 avg.) and picking up first downs on both of the receptions.

**Vs. Philadelphia (Nov. 10):** Appeared on 16 plays on special teams and registered a tackle. Also played six snaps on offense.

**At N.Y. Giants (Nov. 16):** Played five snaps on offense and 15 on special teams, posting an 8-yard run and a tackle on special teams.

**Vs. Minnesota (Nov. 23):** Appeared on 29 plays on offense and 17 on special teams, posting a season-high eight carries for 21 yards (2.6 avg.), a 5-yard reception and a tackle on special teams.

**At Detroit (Nov. 27):** Played 18 snaps on offense and 13 on special teams, posting two receptions for 9 yards (4.5 avg.) and a tackle on special teams.

**Vs. Chicago (Dec. 7):** Appeared on eight plays on offense and 16 on special teams, recording a 6-yard reception.

**At Denver (Dec. 14):** Played 17 snaps on offense and 14 on special teams, rushing for 10 yards on two carries (5.0 avg.) while tying for the team lead with two tackles on special teams.

**At Chicago (Dec. 20):** Appeared on 15 plays on offense and 11 on special teams, recording a 4-yard carry and a tackle on special teams.

**Vs. Baltimore (Dec. 27):** Played 21 snaps on offense and 13 on special teams, registering an 11-yard reception and a tackle.

**At Minnesota (Jan. 4):** Appeared on 23 offensive snaps, carrying the ball a career-high 13 times for a season-best 61 yards (4.7 avg.). Also played eight snaps on special teams.

## REGULAR-SEASON COMPARISON: RECEIVING - CHICAGO BEARS

DATE	OPP	W/L	GP/GS	REC	YDS.	AVG.	TD	LG	TGTS	YAC
11/17/24	GB @ CHI	W	P	2	13	6.5	0	9	2	24
1/5/25	GB vs. CHI	L	P	0	0	0	0	0	1	0
12/7/25	GB vs. CHI	W	P	1	6	6.0	0	6	1	11
12/20/25	GB @ CHI	L	P	0	0	0	0	0	0	0
<b>TOTALS</b>		<b>2/2</b>	<b>4/0</b>	<b>3</b>	<b>19</b>	<b>6.3</b>	<b>0</b>	<b>9</b>	<b>4</b>	<b>35</b>

## CHRIS BROOKS' NFL REGULAR-SEASON RUSHING/RECEIVING STATISTICS

		RUSHING							RECEIVING				
DATE	TEAM	GP	GS	NO.	YDS.	AVG.	LG	TD	NO.	YDS.	AVG.	LG	TD
2023	Dolphins	9	0	19	106	5.6	52	0	0	0	0.0	0	0
2024	Packers	15	0	36	183	5.1	23	1	11	69	6.3	15	0
2025	Packers	17	0	27	106	3.9	12	0	13	91	7.0	16	0
NFL TOTALS		41	0	82	395	4.8	52	1	24	160	6.7	16	0





# CHRIS BROOKS' NFL POSTSEASON RUSHING/RECEIVING STATISTICS

DATE	TEAM	RUSHING							RECEIVING				
		GP	GS	NO.	YDS.	AVG.	LG	TD	NO.	YDS.	AVG.	LG	TD
2023	Dolphins	1	0	0	0	0.0	0	0	0	0	0.0	0	0
2024	Packers	1	0	0	0	0.0	0	0	2	9	4.5	5	0
NFL TOTALS		2	0	0	0	0.0	0	0	2	9	4.5	5	0

## SINGLE-GAME HIGHS: RUSHING/RECEIVING

**Rush Attempts** 13 at Minnesota Vikings, Jan 04, 2026  
9 vs. Denver Broncos, Sep 24, 2023  
**Rushing Yards** 66 vs. Denver Broncos, Sep 24, 2023  
61 at Minnesota Vikings, Jan 04, 2026  
**Rushing Average** 7.4 vs. Chicago Bears, Jan 05, 2025  
7.3 vs. Denver Broncos, Sep 24, 2023  
**Longest Runs** 52 vs. Denver Broncos, Sep 24, 2023  
28 vs. Carolina Panthers, Oct 15, 2023  
**Receptions** 3 vs. Washington Commanders, Sep 11, 2025  
3 vs. Detroit Lions, Nov 03, 2024  
**Receiving Yards** 28 vs. Detroit Lions, Nov 03, 2024  
27 vs. Washington Commanders, Sep 11, 2025

**Receiving Average** 9.3 vs. Detroit Lions, Nov 03, 2024  
9.0 vs. Washington Commanders, Sep 11, 2025  
**Longest Receptions** 16 vs. Carolina Panthers, Nov 02, 2025  
16 vs. Washington Commanders, Sep 11, 2025  
**All-Purpose Yards** 66 vs. Denver Broncos, Sep 24, 2023  
61 at Minnesota Vikings, Jan 04, 2026  
**Special Teams Tackles** 3 vs. Detroit Lions, Sep 07, 2025  
2 at Denver Broncos, Dec 14, 2025  
**Most TDs** 1 vs. New Orleans Saints, Dec 23, 2024  
**Scrimmage Yards** 66 vs. Denver Broncos, Sep 24, 2023  
61 at Minnesota Vikings, Jan 04, 2026

## 2025 GXG REGULAR SEASON (PACKERS)

DATE	OPPONENT	P/S	RUSHING						RECEIVING				
			NO.	YDS.	AVG.	LG	TD		NO.	YDS.	AVG.	LG	TD
09/07	Lions	P	1	1	1.0	1	0		1	2	2.0	2	0
09/11	Commanders	P	0	0	0.0	0	0	3	27	9.0	16	0	0
09/21	at Browns	P	0	0	0.0	0	0	0	0	0	0.0	0	0
09/28	at Cowboys	P	0	0	0.0	0	0	1	1	1.0	1	0	0
10/12	Bengals	P	1	1	1.0	1	0	0	0	0.0	0	0	0
10/19	at Cardinals	P	0	0	0.0	0	0	0	0	0.0	0	0	0
10/26	at Steelers	P	0	0	0.0	0	0	0	0	0.0	0	0	0
11/02	Panthers	P	0	0	0.0	0	0	2	24	12.0	16	0	0
11/10	Eagles	P	0	0	0.0	0	0	0	0	0.0	0	0	0
11/16	at Giants	P	1	8	8.0	8	0	0	0	0.0	0	0	0
11/23	Vikings	P	8	21	2.6	10	0	1	5	5.0	5	0	0
11/27	at Lions	P	0	0	0.0	0	0	2	9	4.5	5	0	0
12/07	Bears	P	0	0	0.0	0	0	1	6	6.0	6	0	0
12/14	at Broncos	P	2	10	5.0	7	0	1	6	6.0	6	0	0
12/20	at Bears	P	1	4	4.0	4	0	0	0	0.0	0	0	0
12/27	Ravens	P	0	0	0.0	0	0	1	11	11.0	11	0	0
01/04	at Vikings	P	13	61	4.7	12	0	0	0	0.0	0	0	0
2025 TOTALS		17-0	27	106	3.9	12	0	13	91	7.0	16	0	0

# KARL BROOKS

## 94

DEFENSIVE LINEMAN  
BOWLING GREEN

Third NFL Season | Third Packers Season



Ht: 6-3 | Wt: 296 | Born: May 8, 2000 | NFL Games Played/Started: 50/7 | Acquired: D6a-23

### AT A GLANCE

- » Saw action in all 17 games in 2024, recording a career-high 24 tackles (14 solo), 3½ sacks, four tackles for a loss, a career-best six quarterback hits, two passes defended, a forced fumble and a career-high and team-leading three fumble recoveries.
- » Was the only player in the NFL in 2024 with multiple fumble recoveries, a forced fumble and a blocked kick and was the first NFL player to record those stats in back-to-back seasons (2023-24) since Texans DL J.J. Watt (2013-14).
- » Became the first Packers rookie to register four-plus sacks (four) and multiple fumble recoveries (two) in a season since LB Clay Matthews in 2009 and was one of only two NFL rookies to accomplish that feat in 2023 (Buccaneers LB YaYa Diaby).
- » Dating back to 2000, became only the second Packer (S Marques Anderson) to post multiple fumble recoveries in both of his first two NFL seasons (2023-24).
- » Is one of three NFL players (DE Myles Garrett and DT Jordan Elliott) to block a field goal in each of the last two seasons (2023-24).
- » Started all 52 games he played in over five seasons (2018-22) at Bowling Green and served as a team captain for his final two seasons.

**2025 SEASON:** Played in 16 games with seven starts, recording a career-high 28 tackles (eight solo), a half-sack, a tackle for a loss, five quarterback hits, a pass defended and 20 Next Gen Stat QB pressures on defense while also appearing on special teams...Ranked No. 4 on the team in NGS QB pressures...Was sidelined in Week 13 due to an ankle injury.

**Vs. Detroit (Sept. 7):** Played 34 snaps on defense, recording a NGS QB pressure. Also saw action on nine special teams snaps.

**Vs. Washington (Sept. 11):** Played 48 snaps on defense, recording three tackles (all assists), two NGS QB pressures and split a sack of QB Jayden Daniels with DL Barryn Sorrell in the fourth quarter. Also appeared on 10 special teams snaps.

**At Cleveland (Sept. 21):** Appeared on 38 defensive snaps and recorded a solo tackle, a QB hit and a NGS QB pressure. Also saw action on nine special teams snaps.

**At Dallas (Sept. 28):** Played 40 defensive snaps, registering two tackles (both assists), a QB hit and three NGS QB pressures. Also saw action on 15 special teams snaps.

**Vs. Cincinnati (Oct. 12):** Started and played 53 defensive snaps in his first NFL start. Posted three NGS QB pressures. Also saw action on nine special teams snaps.

**At Arizona (Oct. 19):** Started and appeared on 52 defensive snaps, recording an assisted tackle, a QB hit and a career-high four NGS QB pressures. Pressured and hit QB Jacoby Brissett to help force an incompletion on third-and-11 in the fourth quarter. Three of his pressures came on plays that resulted in a sack or an incompletion. Also played 11 special teams snaps.

**At Pittsburgh (Oct. 26):** Played 37 defensive snaps and registered a QB hit, a pass defended and three NGS QB pressures (tied for No. 1 on the team). Pressured QB Aaron Rodgers to force an incompletion in the third quarter and tipped a Rodgers pass to force an incompletion in the fourth. All three of his pressures came on plays that resulted in a sack or an incompletion. Also saw action on 12 special teams snaps.

**Vs. Carolina (Nov. 2):** Saw action on 40 defensive snaps and registered a career-high five tackles (all assists). Four of his stops came within 2 yards of the line of scrimmage. Also played 10 special teams snaps.

**Vs. Philadelphia (Nov. 10):** Played 32 defensive snaps and posted three tackles (two solo), with both solo tackles coming on Philadelphia's final drive of the first half. Also appeared on eight special teams snaps.

**At N.Y. Giants (Nov. 16):** Played 37 snaps on defense and registered two tackles (one solo) and a NGS QB pressure. Pressured QB Jameis Winston to force an incompletion on a second-down pass attempt in the third quarter. Also appeared on eight special teams snaps.

**Vs. Minnesota (Nov. 23):** Started and saw action on four defensive snaps and three special teams snaps.

**At Detroit (Nov. 27):** Inactive (ankle).

**Vs. Chicago (Dec. 7):** Started and played 47 defensive snaps, recording three tackles (one solo), including a tackle for a loss. Brought down WR DJ Moore for a loss of 4 yards on a first-down reception in the second quarter, which helped limit Chicago to a field-goal attempt three plays later. Also saw action on five special teams snaps.

**At Denver (Dec. 14):** Started and saw action on 51 defensive snaps (No. 1 among defensive linemen), posting two tackles (one solo) and a NGS QB pressure. Pressured QB Bo Nix on a first-quarter pass attempt and brought down RB RJ Harvey on a fourth-quarter run. Also appeared on 10 special teams snaps.

**At Chicago (Dec. 20):** Started and led the defensive line with 49 snaps played, posting an assisted tackle and a NGS QB pressure. Combined with S Xavier McKinney to bring down RB D'Andre Swift on a first-down run on Chicago's first offensive drive, helping Green Bay force a turnover on downs three plays later.

**Vs. Baltimore (Dec. 27):** Started and played a career-high 56 defensive snaps, matching a career high with five total tackles and tying a season high with a pair of solo tackles. Also recorded a NGS QB pressure on QB Tyler Huntley in the second quarter. Held RB Derrick Henry to a gain of a yard on a first-down run in the third quarter, which helped Green Bay force a Baltimore punt three plays later. Also saw action on 12 special teams snaps.

**At Minnesota (Jan. 4):** Saw action on a special teams snap.

### REGULAR-SEASON COMPARISON: DEFENSIVE - CHICAGO BEARS

DATE	OPP	W/L	GP/GS	TOT	TACKLES		ASST	SACK	YDS.	INT	TFL	PD	QBH	TD	MISC	
					SOLO	ASS									FF	FR
9/10/23	GB @ CHI	W	P	1	2	0	1.0	9.0	0	1	0	1	0	0	0	0
11/7/24	GB vs. CHI	W	P	2	2	0	1.0	6.0	0	2	0	1	0	0	0	0
11/17/24	GB @ CHI	W	P	2	2	0	0.0	0.0	0	0	0	0	0	0	0	0
11/25/25	GB vs. CHI	L	P	4	3	1	0.0	0.0	0	1	0	0	0	0	0	0
12/7/25	GB vs. CHI	W	S	3	1	2	0.0	0.0	0	1	0	0	0	0	0	0
12/20/25	GB @ CHI	L	S	1	0	1	0.0	0.0	0	0	0	0	0	0	0	0
TOTALS		4/2	6/2	13	9	4	2.0	15.0	0	5	0	2	0	0	0	0



KARL BROOKS' NFL REGULAR-SEASON DEFENSIVE STATISTICS																											
		TACKLES										INTERCEPTIONS										ST				MISC	
YEAR	TEAM	GP	GS	TK	S	A	TFL	YDS	SK	YDS	QBH	NO	YDS	LG	TD	PD	FF	FR	TD	YDS	TK	S	A	FF	FR	S	A
2023	Packers	17	0	20	12	8	6	34	4.0	31.0	5	0	0	0	0	4	1	2	0	0	0	0	0	0	0	0	0
2024	Packers	17	0	24	14	10	4	24	3.5	22.5	6	0	0	0	0	2	1	3	0	0	0	0	0	0	0	0	0
2025	Packers	16	7	28	8	20	1	4	0.5	1.0	5	0	0	0	0	1	0	0	0	0	0	0	0	0	0	0	0
NFL TOTALS		50	7	72	34	38	11	62	8.0	54.5	16	0	0	0	0	7	2	5	0	0	0	0	0	0	0	0	0

KARL BROOKS' NFL POSTSEASON DEFENSIVE STATISTICS																											
		TACKLES										INTERCEPTIONS										ST				MISC	
YEAR	TEAM	GP	GS	TK	S	A	TFL	YDS	SK	YDS	QBH	NO	YDS	LG	TD	PD	FF	FR	TD	YDS	TK	S	A	FF	FR	S	A
2023	Packers	2	0	3	0	3	0	0	0.0	0.0	1	0	0	0	0	0	0	0	0	0	0	0	0	0	0	0	0
2024	Packers	1	0	1	1	0	0	0	0.0	0.0	0	0	0	0	0	0	0	0	0	0	0	0	0	0	0	0	0
NFL TOTALS		3	0	4	1	3	0	0	0.0	0.0	1	0	0	0	0	0	0	0	0	0	0	0	0	0	0	0	0

SINGLE-GAME HIGHS: DEFENSIVE

Total Tackles	5 vs. Baltimore Ravens, Dec 27, 2025	Forced Fumbles	1 vs. Arizona Cardinals, Oct 13, 2024
	5 vs. Carolina Panthers, Nov 02, 2025		1 at Detroit Lions, Nov 23, 2023
Solo Tackles	3 vs. Chicago Bears, Jan 05, 2025	Fumble Recoveries	1 at Minnesota Vikings, Dec 29, 2024
	2 vs. Baltimore Ravens, Dec 27, 2025		1 vs. San Francisco 49ers, Nov 24, 2024
	...7 more at 2.		...3 more at 1.
Sacks	1.5 at Los Angeles Rams, Oct 06, 2024	Tackles For Loss	2 vs. Chicago Bears, Jan 07, 2024
	1.0 at Minnesota Vikings, Dec 29, 2024		1 vs. Chicago Bears, Dec 07, 2025
	...5 more at 1.0.		...8 more at 1.
Passes Defensed	2 vs. Los Angeles Rams, Nov 05, 2023		
	1 at Pittsburgh Steelers, Oct 26, 2025		
	...4 more at 1.		

2025 GXG REGULAR SEASON (PACKERS)

DATE	OPPONENT	P/S	TK	S	A	SK	YDS	INT	PD	FF	FR
09/07	Lions	P	0	0	0	0.0	0.0	0	0	0	0
09/11	Commanders	P	3	0	3	0.5	1.0	0	0	0	0
09/21	at Browns	P	1	1	0	0.0	0.0	0	0	0	0
09/28	at Cowboys	P	2	0	2	0.0	0.0	0	0	0	0
10/12	Bengals	S	0	0	0	0.0	0.0	0	0	0	0
10/19	at Cardinals	S	1	0	1	0.0	0.0	0	0	0	0
10/26	at Steelers	P	0	0	0	0.0	0.0	0	1	0	0
11/02	Panthers	P	5	0	5	0.0	0.0	0	0	0	0
11/10	Eagles	P	3	2	1	0.0	0.0	0	0	0	0
11/16	at Giants	P	2	1	1	0.0	0.0	0	0	0	0
11/23	Vikings	S	0	0	0	0.0	0.0	0	0	0	0
11/27	at Lions	INACTIVE/INJURY									
12/07	Bears	S	3	1	2	0.0	0.0	0	0	0	0
12/14	at Broncos	S	2	1	1	0.0	0.0	0	0	0	0
12/20	at Bears	S	1	0	1	0.0	0.0	0	0	0	0
12/27	Ravens	S	5	2	3	0.0	0.0	0	0	0	0
01/04	at Vikings	P	0	0	0	0.0	0.0	0	0	0	0
2025 TOTALS		16-7	28	8	20	0.5	1.0	0	1	0	0

# JAVON BULLARD

## 20

SAFETY  
GEORGIA

Second NFL Season | Second Packers Season



Ht: 5-10 | Wt: 198 | Born: September 5, 2002 | NFL Games Played/Started: 32/18 | Acquired: D2b-24

### AT A GLANCE

- » Played in 15 games as a rookie last season, making 11 starts and recording 85 tackles (57 solo), two tackles for a loss, a pass defended and a fumble recovery.
- » Became just the sixth rookie safety to start in Week 1 for the Packers since the 1970 merger and the first since S Darnell Savage in 2019.
- » Was tied for No. 4 on the team in tackles on defense and finished No. 5 on the team with five special teams tackles.
- » Tied for the team lead with a career-high 11 tackles (seven solo) at Philadelphia in Week 1, the most by an NFL rookie defensive back in a season opener since Dolphins CB Xavien Howard (11) in 2016.
- » Earned second-team All-Southeastern Conference honors from The Associated Press in 2023 at Georgia after ranking No. 3 on the team with a career-high 56 tackles (39 solo) while adding two INTs and seven passes defended.
- » Was named the Defensive MVP of the 2022 College Football Playoff national title game after posting two INTs and a fumble recovery against TCU.

**2025 SEASON:** Played in all 17 games (career high) with seven starts, recording 79 tackles (47 solo), a fumble recovery, two tackles for a loss, a quarterback hit, a Next Gen Stat QB pressure and a career-high three passes defended...Ranked No. 3 on the team in tackles among defensive backs...Also registered four tackles on special teams.

**Vs. Detroit (Sept. 7):** Started and played 59 snaps on defense, finishing tied for second on the team with nine tackles (season-high seven solo). Also appeared on 11 special teams snaps.

**Vs. Washington (Sept. 11):** Appeared on 58 snaps on defense, recording five tackles (all solo). His five solo tackles ranked No. 2 on the team. Also saw action on 11 special teams snaps.

**At Cleveland (Sept. 21):** Started and played 27 defensive snaps, registering four tackles (one solo) and a tackle for a loss before leaving the game in the fourth quarter with a concussion. Combined with LB Quay Walker to stop RB Jerome Ford for a loss of 4 yards in the fourth quarter. Also saw action on eight special teams snaps.

**At Dallas (Sept. 28):** Started and played 45 snaps on defense, recording two tackles (one solo). Also saw action on 11 special teams snaps and added a tackle.

**Vs. Cincinnati (Oct. 12):** Started and played 40 defensive snaps, registering six tackles (four solo) and a tackle for a loss before leaving the game in the fourth quarter to be evaluated for a concussion. Stopped WR Ja'Marr Chase on a jet sweep for a loss of 3 yards on Cincinnati's first offensive play. Also played eight special teams snaps.

**At Arizona (Oct. 19):** Appeared on 61 defensive snaps, finishing tied for No. 3 on the team with seven tackles (three solo). Also saw action on five special teams snaps and logged a tackle.

**At Pittsburgh (Oct. 26):** Started and played 49 defensive snaps, finishing tied for No. 2 on the team with five tackles (three solo) and a fumble recovery. Twice combined with Walker to stop TE Jonnu Smith short of the line to gain on third down, holding Pittsburgh to a field-goal attempt in the second quarter and forcing a punt in the fourth. Recovered a fumble by RB Kenneth Gainwell to set up a Green Bay field goal in the fourth quarter. Also appeared on 12 special teams snaps and added a tackle.

**Vs. Carolina (Nov. 2):** Saw action on 42 defensive snaps, posting four tackles (three solo). Tackled WR Tetairoa McMillan short of the line to gain on a third-down catch to force a punt in the first quarter. Also played seven special teams snaps.

**Vs. Philadelphia (Nov. 10):** Played 38 defensive snaps and registered three solo tackles, two of which came short of the line to gain on third down and forced Philadelphia to punt. Also appeared on eight special teams snaps.

**At N.Y. Giants (Nov. 16):** Appeared on 47 defensive snaps, posting five tackles (three solo) and a pass defended. Broke up a pass intended for WR Wan'Dale Robinson in the end zone in the fourth quarter, which led to an interception by S Evan Williams two plays later. Also saw action on seven special teams snaps.

**Vs. Minnesota (Nov. 23):** Saw action on 24 defensive snaps and recorded two tackles (one solo) and a pass defended. Broke up a screen pass intended for WR Jordan Addison in the first quarter to force an incompletion. Helped Green Bay's defense hold Minnesota's offense to just 145 net yards, the lowest amount of yardage allowed by the Packers in a game since Dec. 23, 2019. Minnesota's 52 net passing yards were the fewest allowed by Green Bay in a game since Sept. 18, 2022. Also played six special teams snaps.

**At Detroit (Nov. 27):** Played 43 defensive snaps and posted four tackles (two solo). Also saw action on six special teams snaps.

**Vs. Chicago (Dec. 7):** Appeared on 26 defensive snaps, posting four tackles (two solo), a NGS QB pressure and a QB hit. Three of his tackles came within 2 yards of the line of scrimmage (2, 1, 0). Pressured and hit QB Caleb Williams to force an incompletion on Chicago's final offensive drive. Also played five snaps on special teams.

**At Denver (Dec. 14):** Played 32 defensive snaps and registered three tackles (one solo). Also appeared on seven special teams snaps.

**At Chicago (Dec. 20):** Started and played all 64 defensive snaps, filling in for injured S Evan Williams. Tied a season high with nine tackles (four solo) and posted a pass defended in the fourth quarter. Also saw action on six special teams snaps and posted a tackle on kickoff coverage in the fourth quarter.

**Vs. Baltimore (Dec. 27):** Appeared on 38 defensive snaps, posting four tackles (three solo). Also saw action on five special teams snaps.

**At Minnesota (Jan. 4):** Started and saw action on 21 defensive snaps, recording three tackles (one solo) before exiting the game in the fourth quarter with a knee injury.

### REGULAR-SEASON COMPARISON: DEFENSIVE - CHICAGO BEARS

DATE	OPP	W/L	GP/GS	TACKLES		ASST	SACK	YDS.	INT	TFL	PD	QBH	TD	MISC	
				TOT	SOLO									FF	FR
11/17/24	GB @ CHI	W	S	8	6	2	0.0	0.0	0	0	0	0	0	0	0
11/25	GB vs. CHI	L	S	5	2	3	0.0	0.0	0	1	0	0	0	0	1
12/7/25	GB vs. CHI	W	P	4	2	2	0.0	0.0	0	0	0	1	0	0	0
12/20/25	GB @ CHI	L	S	9	4	5	0.0	0.0	0	0	1	0	0	0	0
TOTALS		2/2	4/3	26	14	12	0.0	0.0	0	1	1	1	0	0	1



# JAVON BULLARD'S NFL REGULAR-SEASON DEFENSIVE STATISTICS

		TACKLES										INTERCEPTIONS										ST				MISC	
YEAR	TEAM	GP	GS	TK	S	A	TFL	YDS	SK	YDS	QBH	NO	YDS	LG	TD	PD	FF	FR	TD	YDS	TK	S	A	FF	FR	S	A
2024	Packers	15	11	85	57	28	2	6	0.0	0.0	0	0	0	0	0	1	0	1	0	3	5	4	1	0	0	0	0
2025	Packers	17	7	79	47	32	2	7	0.0	0.0	1	0	0	0	0	3	0	1	0	0	4	2	2	0	0	0	0
NFL TOTALS		32	18	164	104	60	4	13	0.0	0.0	1	0	0	0	0	4	0	2	0	3	9	6	3	0	0	0	0

# JAVON BULLARD'S NFL POSTSEASON DEFENSIVE STATISTICS

		TACKLES										INTERCEPTIONS										ST				MISC	
YEAR	TEAM	GP	GS	TK	S	A	TFL	YDS	SK	YDS	QBH	NO	YDS	LG	TD	PD	FF	FR	TD	YDS	TK	S	A	FF	FR	S	A
2024	Packers	1	0	3	2	1	0	0	0.0	0.0	0	0	0	0	0	0	0	0	0	0	0	0	0	0	0	0	0
NFL TOTALS		1	0	3	2	1	0	0	0.0	0.0	0	0	0	0	0	0	0	0	0	0	0	0	0	0	0	0	0

## SINGLE-GAME HIGHS: DEFENSIVE

**Total Tackles** 11 at Minnesota Vikings, Dec 29, 2024  
11 at Philadelphia Eagles, Sep 06, 2024

**Solo Tackles** 9 at Minnesota Vikings, Dec 29, 2024  
7 vs. Detroit Lions, Sep 07, 2025  
...1 more at 7.

**Passes Defensed** 1 at Chicago Bears, Dec 20, 2025  
1 vs. Minnesota Vikings, Nov 23, 2025  
...2 more at 1.

**Fumble Recoveries** 1 at Pittsburgh Steelers, Oct 26, 2025  
1 vs. Chicago Bears, Jan 05, 2025

**Tackles For Loss** 1 at Cleveland Browns, Sep 21, 2025  
1 vs. Chicago Bears, Jan 05, 2025  
...1 more at 1.

**Special Teams Tackles** 1 at Chicago Bears, Dec 20, 2025  
1 at Pittsburgh Steelers, Oct 26, 2025  
...7 more at 1.

## 2025 GXG REGULAR SEASON (PACKERS)

DATE	OPPONENT	P/S	TK	S	A	SK	YDS	INT	PD	FF	FR
09/07	Lions	S	9	7	2	0.0	0.0	0	0	0	0
09/11	Commanders	P	5	5	0	0.0	0.0	0	0	0	0
09/21	at Browns	S	4	1	3	0.0	0.0	0	0	0	0
09/28	at Cowboys	S	2	1	1	0.0	0.0	0	0	0	0
10/12	Bengals	S	6	4	2	0.0	0.0	0	0	0	0
10/19	at Cardinals	P	7	3	4	0.0	0.0	0	0	0	0
10/26	at Steelers	S	5	3	2	0.0	0.0	0	0	0	1
11/02	Panthers	P	4	3	1	0.0	0.0	0	0	0	0
11/10	Eagles	P	3	3	0	0.0	0.0	0	0	0	0
11/16	at Giants	P	5	3	2	0.0	0.0	0	1	0	0
11/23	Vikings	P	2	1	1	0.0	0.0	0	1	0	0
11/27	at Lions	P	4	2	2	0.0	0.0	0	0	0	0
12/07	Bears	P	4	2	2	0.0	0.0	0	0	0	0
12/14	at Broncos	P	3	1	2	0.0	0.0	0	0	0	0
12/20	at Bears	S	9	4	5	0.0	0.0	0	1	0	0
12/27	Ravens	P	4	3	1	0.0	0.0	0	0	0	0
01/04	at Vikings	S	3	1	2	0.0	0.0	0	0	0	0
2025 TOTALS		17-7	79	47	32	0.0	0.0	0	3	0	1

# EDGERRIN COOPER

## 56

LINEBACKER  
TEXAS A&M

Second NFL Season | Second Packers Season



Ht: 6-2 | Wt: 229 | Born: November 17, 2001 | NFL Games Played/Started: 30/20 | Acquired: D2A-24

### AT A GLANCE

- » Posted career highs in both tackles (117, No. 2 on the team) and solo tackles (63, No. 1 on the team) in 2025.
- » Was the only player in the NFL in 2024 to post 75-plus tackles (77), 13-plus tackles for a loss (13), three-plus sacks (3½), an interception (one), a forced fumble (one) and a fumble recovery (two).
- » Dating back to 2000, became the first NFL rookie to hit those marks in a season and joined LB A.J. Hawk (2013) as the only Packers to hit those marks in a season since 2000.
- » Posted the most tackles for a loss by a Green Bay rookie since LB Clay Matthews (17) in 2009.
- » Became the only NFL player since 2000 with 13-plus tackles for a loss and 10-plus special teams tackles in a season (TruMedia).
- » Was selected to the Pro Football Writers of America All-Rookie team, was named NFL Defensive Rookie of the Month for regular-season games played in the months of December and January and twice was honored as the NFC Defensive Player of the Week (Weeks 8 and 15).
- » Received first-team All-America honors from the Walter Camp Football Foundation, *The Associated Press* and the American Football Coaches Association to become a consensus All-America selection in 2023. Also earned first-team All-America accolades from *The Athletic*, ESPN and CBS Sports and first-team All-SEC honors from the league's coaches.

**2025 SEASON:** Started all 16 contests he played in and posted career highs in both tackles (117, No. 2 on the team) and solo tackles (63, No. 1 on the team)...Also recorded two forced fumbles (career high, tied for team high), a fumble recovery, a half-sack, four tackles for a loss, three QB hits, four passes defended (tied career high) and seven Next Gen Stat QB pressures...Finished No. 7 in the NFL in average yards gained per tackle (4.67), according to TruMedia (min. 100 tackles).

**Vs. Detroit (Sept. 7):** Played all 67 snaps on defense, leading the team and posting career highs in both tackles (12) and solo tackles (eight). Of his 12 stops, five came within 2 yards of the line of scrimmage (2, 0, 1, 1, 1).

**Vs. Washington (Sept. 11):** Played 68 of 69 defensive snaps, leading the team in tackles (10) and solo tackles (seven). Also posted two QB hits, three NGS QB pressures and a half-sack when he blitzed and teamed with DL Micah Parsons to take down QB Jayden Daniels on a third-and-3 early in the third quarter. It was the third double-digit-tackle game of his career.

**At Cleveland (Sept. 21):** One of three Packers to play all 66 defensive snaps, posting four tackles (two solo) and a pass defended. Two of his four tackles were for 1-yard gains.

**At Dallas (Sept. 28):** Played all 69 defensive snaps, recording seven tackles (five solo) and a pass defended. With 8:35 left in the fourth quarter, leaped over and around FB Hunter Luepke to break up a short pass on a third-and-2 at the Dallas 43.

**Vs. Cincinnati (Oct. 12):** Saw action on all 65 defensive snaps, leading the team with 11 tackles (four solo) while also recording a tackle for a loss and an NGS QB pressure. Came up to take down TE Drew Sample for a loss of 2 yards on a pass to the flat on a second-and-10 with just under four minutes to play in the second quarter. The Bengals did not convert the third down and were forced to punt.

**At Arizona (Oct. 19):** Played 74 of 76 defensive snaps, recording five tackles (three solo) and a pass defended when he tracked TE Trey McBride into the end zone and broke up a pass on a second-and-5 in the second quarter.

**At Pittsburgh (Oct. 26):** Saw action on 62 of 63 defensive snaps, posting four tackles (all solo) and forcing a fumble with just over five minutes to play in the fourth quarter by reaching out to knock the ball out of RB Kenneth Gainwell's hands after a short completion. It was recovered by S Javon Bullard at the Pittsburgh 26 and set up a drive that resulted in a 25-yard field goal to give Green Bay a 16-point lead.

**Vs. Carolina (Nov. 2):** Was one of four Packers to play all 58 defensive snaps and finished No. 2 on the team with eight tackles (three solo) as well as one NGS QB pressure. Seven of his eight tackles happened within 4 yards of the line of scrimmage (4, 3, 4, 2, 1, 8, 2, 0).

**Vs. Philadelphia (Nov. 10):** Saw action on 62 of 63 defensive snaps and tied for No. 2 on the team with six tackles (two solo). Forced a fumble on a first-quarter run when he punched the ball out of a falling QB Jalen Hurts that CB Keisean Nixon recovered at the Green Bay 14 and returned to the GB 36.

**At N.Y. Giants (Nov. 16):** Played 71 of 72 defensive snaps, posting six tackles (three solo) and a tackle for a loss when he beat a block on the edge to stop RB Devin Singletary at the Green Bay 2 for a loss of a yard late in the second quarter. Five of his six tackles were within 4 yards of the line of scrimmage (4, 3, 3, -1, 7, 4).

**Vs. Minnesota (Nov. 23):** Saw action on all 44 defensive snaps, recording four tackles (two solo).

**At Detroit (Nov. 27):** Played 62 of 63 defensive snaps and tied for No. 2 on the team with eight tackles (two solo) to go with a QB hit and one NGS QB pressure. Four of his eight tackles came within 2 yards of the line of scrimmage (0, 8, 5, 2, 7, -1, 7, 2), including teaming up with LB Isaiah McDuffie to take down RB Jahmyr Gibbs for a loss of a yard on a third-and-2 at the Green Bay 46 early in the third quarter. Detroit would fail to convert the fourth-and-3 and two plays later and then the Packers scored a TD to take a 24-14 lead.

**Vs. Chicago (Dec. 7):** One of three Packers to see action on all 70 defensive snaps and led the team with 11 tackles (five solo). Six of his 11 tackles were within 3 yards of the line of scrimmage (2, 1, 3, 2, 3, 6, 10, 3, 7, 8, 6).

**At Denver (Dec. 14):** One of two Packers to play all 68 defensive snaps, finishing No. 2 on team with eight tackles and No. 1 with seven solo tackles while also posting two tackles for a loss, a pass defended and a fumble recovery. On the first drive of the game, dove on a fumble caused by DL Micah Parsons to give GB the ball at its own 48-yard line, setting up a drive that resulted in a field goal to go up 3-0. With just over a minute left in the game, came off the edge and swung FB Adam Prentice for a loss of a yard on fourth-and-1.

**At Chicago (Dec. 20):** One of six Packers to play all 64 defensive snaps and finished with three tackles (two solo).

**Vs. Baltimore (Dec. 27):** One of three Packers to play all 76 defensive snaps, finishing No. 3 on the team with 10 tackles (four solo). Was the sixth double-digit tackle game of his career, including a team-best fifth this season.

**At Minnesota (Jan. 4):** Inactive.



REGULAR-SEASON COMPARISON: DEFENSIVE - CHICAGO BEARS

DATE	OPP	W/L	GP/GS	TACKLES				SACK	YDS.	INT	TFL	PD	QBH	MISC		
				TOT	SOLO	ASST								TD	FF	FR
11/17/24	GB @ CHI	W	P	7	4	3		0.0	0.0	0	0	0	0	0	0	0
1/5/25	GB vs. CHI	L	S	7	4	3		0.0	0.0	0	1	0	1	0	0	1
12/7/25	GB vs. CHI	W	S	11	5	6		0.0	0.0	0	0	0	0	0	0	0
12/20/25	GB @ CHI	L	S	3	2	1		0.0	0.0	0	0	0	0	0	0	0
TOTALS		2/2	4/3	28	15	13		0.0	0.0	0	1	0	1	0	0	1

EDGERRIN COOPER'S NFL REGULAR-SEASON DEFENSIVE STATISTICS

		TACKLES							INTERCEPTIONS							ST				MISC								
YEAR	TEAM	GP	GS	TK	S	A	TFL	YDS	SK	YDS	QBH	NO	YDS	LG	TD	PD	FF	FR	TD	YDS	TK	S	A	FF	FR	S	A	
2024	Packers	14	4	77	48	29	13	53	3.5	32.5	7	1	22	22	0	4	1	2	0	4	10	9	1	0	0	0	0	0
2025	Packers	16	16	117	63	54	4	7	0.5	5.0	3	0	0	0	0	4	2	1	0	0	1	0	1	0	0	0	0	0
NFL TOTALS		30	20	194	111	83	17	60	4.0	37.5	10	1	22	22	0	8	3	3	0	4	11	9	2	0	0	0	0	0

EDGERRIN COOPER'S NFL POSTSEASON DEFENSIVE STATISTICS

		TACKLES										INTERCEPTIONS										ST						MISC	
YEAR	TEAM	GP	GS	TK	S	A	TFL	YDS	SK	YDS	QBH	NO	YDS	LG	TD	PD	FF	FR	TD	YDS	TK	S	A	FF	FR	S	A		
2024	Packers	1	1	7	2	5	0	0	0.0	0.0	1	0	0	0	0	0	0	0	0	0	0	0	0	0	0	0	0		
NFL TOTALS		1	1	7	2	5	0	0	0.0	0.0	1	0	0	0	0	0	0	0	0	0	0	0	0	0	0	0	0		

SINGLE-GAME HIGHS: DEFENSIVE

**Total Tackles** 12 vs. Detroit Lions, Sep 07, 2025  
11 vs. Chicago Bears, Dec 07, 2025  
...1 more at 11.

**Solo Tackles** 8 vs. Detroit Lions, Sep 07, 2025  
7 at Denver Broncos, Dec 14, 2025  
...2 more at 7.

**Sacks** 1.0 at Seattle Seahawks, Dec 15, 2024  
1.0 at Jacksonville Jaguars, Oct 27, 2024  
...1 more at 1.0.

**Passes Defensed** 2 at Seattle Seahawks, Dec 15, 2024  
1 at Denver Broncos, Dec 14, 2025  
...5 more at 1.

**Forced Fumbles** 1 vs. Philadelphia Eagles, Nov 10, 2025  
1 at Pittsburgh Steelers, Oct 26, 2025  
...1 more at 1.

**Fumble Recoveries** 1 vs. Chicago Bears, Jan 05, 2025  
1 vs. Minnesota Vikings, Sep 29, 2024

**Tackles For Loss** 4 at Minnesota Vikings, Dec 29, 2024  
2 at Denver Broncos, Dec 14, 2025  
...2 more at 2.

**Interceptions** 1 at Seattle Seahawks, Dec 15, 2024

**Special Teams Tackles** 2 vs. New Orleans Saints, Dec 23, 2024  
2 at Seattle Seahawks, Dec 15, 2024

**Longest Opp Fumble Return** 4 vs. Minnesota Vikings, Sep 29, 2024

2025 GXG REGULAR SEASON (PACKERS)

DATE	OPPONENT	P/S	TK	S	A	SK	YDS	INT	PD	FF	FR
09/07	Lions	S	12	8	4	0.0	0.0	0	0	0	0
09/11	Commanders	S	10	7	3	0.5	5.0	0	0	0	0
09/21	at Browns	S	4	2	2	0.0	0.0	0	1	0	0
09/28	at Cowboys	S	7	5	2	0.0	0.0	0	1	0	0
10/12	Bengals	S	11	4	7	0.0	0.0	0	0	0	0
10/19	at Cardinals	S	5	3	2	0.0	0.0	0	1	0	0
10/26	at Steelers	S	4	4	0	0.0	0.0	0	0	1	0
11/02	Panthers	S	8	3	5	0.0	0.0	0	0	0	0
11/10	Eagles	S	6	2	4	0.0	0.0	0	0	1	0
11/16	at Giants	S	6	3	3	0.0	0.0	0	0	0	0
11/23	Vikings	S	4	2	2	0.0	0.0	0	0	0	0
11/27	at Lions	S	8	2	6	0.0	0.0	0	0	0	0
12/07	Bears	S	11	5	6	0.0	0.0	0	0	0	0
12/14	at Broncos	S	8	7	1	0.0	0.0	0	1	0	1
12/20	at Bears	S	3	2	1	0.0	0.0	0	0	0	0
12/27	Ravens	S	10	4	6	0.0	0.0	0	0	0	0
01/04	at Vikings		INACTIVE								
2025 TOTALS		16-16	117	63	54	0.5	5.0	0	4	2	1



# BRENTON COX JR.

## 57

DEFENSIVE LINEMAN  
FLORIDA

Third NFL Season | Third Packers Season



Ht: 6-4 | Wt: 250 | Born: January 30, 2000 | NFL Games Played/Started: 15/1 | Acquired: FA-23

### AT A GLANCE

- » Played in seven games in 2024 and posted 12 tackles (eight solo), five tackles for a loss, four sacks, seven QB hits and 13 Next Gen Stat QB pressures.
- » Became the first player in team history (since 1982) to play in seven or fewer games and register four-plus sacks in a season.
- » Among players to play in seven or fewer contests in 2024, ranked No. 2 in the NFL in sacks and QB hits, tied for No. 2 in NGS QB pressures and No. 3 in tackles for a loss.
- » Ranked No. 4 on the team in sacks and tied for No. 4 on the team in QB hits in 2024.
- » Ranked No. 2 on the team last season (LB Edgerrin Cooper, 4.5 pct.) with a 3.8 percent havoc rate (pct. of def. plays with a TFL, forced fumble, interception, pass breakup or sack, TruMedia).
- » Spent one season at Georgia (2018) and three seasons at Florida (2020-22), earning second-team All-SEC honors from The Associated Press after posting 41 tackles (21 solo), 9½ tackles for a loss, four sacks and a team-high 18 QB hurries in 2020 at Florida.

**2025 SEASON:** Played in four games with one start, recording five tackles (two solo) a sack, a tackle for a loss, a forced fumble, three quarterback hits and six Next Gen Stat QB pressures on defense while also seeing action on special teams...His six NGS QB pressures from Weeks 16-18 led the team...Was placed on injured reserve (groin) on Sept. 11 and was activated off injured reserve on Dec. 19.

**Vs. Detroit (Sept. 7):** Appeared on eight defensive snaps before leaving the game in the third quarter with a groin injury.

**At Chicago (Dec. 20):** Returned after missing 13 games due to injury, seeing action on 18 defensive snaps and tying a career high with three tackles (one solo). Also posted a NGS QB pressure. Brought down RB D'Andre Swift short of the line to gain on a third-down run on Chicago's first offensive drive, helping Green Bay force a turnover on downs on the following play. Combined with LB Quay Walker to bring down RB Kyle Monangai for a loss of a yard in the third quarter. Also played six special teams snaps.

**Vs. Baltimore (Dec. 27):** Saw action on nine defensive snaps and nine special teams snaps.

**At Minnesota (Jan. 4):** Appeared on a career-high 44 defensive snaps in his first career start, registering two tackles (one solo), a sack, a forced fumble, a tackle for a loss, three QB hits and five NGS QB pressures (all season highs). Was the only Packer this season to post at least five NGS QB pressures, three QB hits, a sack, tackle for a loss and a forced fumble in a game. His five QB pressures led the team. Sacked QB Max Brosmer on a first-and-goal pass attempt in the fourth quarter, forcing a fumble that was recovered by DL Barryn Sorrell. Also played nine special teams snaps (tied season high).

### REGULAR-SEASON COMPARISON: DEFENSIVE - CHICAGO BEARS

DATE	OPP	W/L	GP/GS	TACKLES				SACK	YDS.	INT	TFL	PD	QBH	MISC		
				TOT	SOLO	ASST								TD	FF	FR
11/17/24	GB @ CHI	W	P	3	2	1	1.0	10.0	0	2	0	2	0	0	0	0
12/20/25	GB @ CHI	L	P	3	1	2	0.0	0.0	0	0	0	0	0	0	0	0
TOTALS		1/1	2/0	6	3	3	1.0	10.0	0	2	0	2	0	0	0	0

### BRENTON COX JR.'S NFL REGULAR-SEASON DEFENSIVE STATISTICS

		TACKLES									INTERCEPTIONS									ST				MISC			
YEAR	TEAM	GP	GS	TK	S	A	TFL	YDS	SK	YDS	QBH	NO	YDS	LG	TD	PD	FF	FR	TD	YDS	TK	S	A	FF	FR	S	A
2023	Packers	4	0	0	0	0	0	0	0.0	0.0	0	0	0	0	0	0	0	0	0	0	0	0	0	0	0	0	0
2024	Packers	7	0	12	8	4	5	32	4.0	29.0	7	0	0	0	0	0	1	0	0	0	0	0	0	0	0	0	0
2025	Packers	4	1	5	2	3	1	13	1.0	13.0	3	0	0	0	0	0	1	0	0	0	0	0	0	0	0	0	0
NFL TOTALS		15	1	17	10	7	6	45	5.0	42.0	10	0	0	0	0	0	2	0	0	0	0	0	0	0	0	0	0

### BRENTON COX JR.'S NFL POSTSEASON DEFENSIVE STATISTICS

		TACKLES										INTERCEPTIONS										ST				MISC	
YEAR	TEAM	GP	GS	TK	S	A	TFL	YDS	SK	YDS	QBH	NO	YDS	LG	TD	PD	FF	FR	TD	YDS	TK	S	A	FF	FR	S	A
2024	Packers	1	0	0	0	0	0	0	0.0	0.0	0	0	0	0	0	0	0	0	0	0	0	0	0	0	0	0	0
NFL TOTALS		1	0	0	0	0	0	0	0.0	0.0	0	0	0	0	0	0	0	0	0	0	0	0	0	0	0	0	0

### SINGLE-GAME HIGHS: DEFENSIVE

**Total Tackles** 3 at Chicago Bears, Dec 20, 2025  
3 at Chicago Bears, Nov 17, 2024

**Solo Tackles** 2 vs. New Orleans Saints, Dec 23, 2024  
2 at Seattle Seahawks, Dec 15, 2024  
...1 more at 2.

**Sacks** 1.0 at Minnesota Vikings, Jan 04, 2026  
1.0 vs. New Orleans Saints, Dec 23, 2024  
...3 more at 1.0.

**Forced Fumbles** 1 at Minnesota Vikings, Jan 04, 2026  
1 vs. San Francisco 49ers, Nov 24, 2024

**Tackles For Loss** 2 at Chicago Bears, Nov 17, 2024  
1 at Minnesota Vikings, Jan 04, 2026  
...3 more at 1.




2025 GXG REGULAR SEASON (PACKERS)


DATE	OPPONENT	P/S	TK	S	A	SK	YDS	INT	PD	FF	FR
09/07	Lions	P	0	0	0	0.0	0.0	0	0	0	0
09/11	Commanders						INJURED RESERVE				
09/21	at Browns						INJURED RESERVE				
09/28	at Cowboys						INJURED RESERVE				
10/12	Bengals						INJURED RESERVE				
10/19	at Cardinals						INJURED RESERVE				
10/26	at Steelers						INJURED RESERVE				
11/02	Panthers						INJURED RESERVE				
11/10	Eagles						INJURED RESERVE				
11/16	at Giants						INJURED RESERVE				
11/23	Vikings						INJURED RESERVE				
11/27	at Lions						INJURED RESERVE				
12/07	Bears						INJURED RESERVE				
12/14	at Broncos						INJURED RESERVE				
12/20	at Bears	P	3	1	2	0.0	0.0	0	0	0	0
12/27	Ravens	P	0	0	0	0.0	0.0	0	0	0	0
01/04	at Vikings	S	2	1	1	1.0	13.0	0	0	1	0
2025 TOTALS		4-1	5	2	3	1.0	13.0	0	0	1	0

TREVON  
DIGGS  
28

CORNERBACK  
ALABAMA

Sixth NFL Season | First Packers Season



Ht: 6-1 | Wt: 202 | Born: September 20, 1998 | NFL Games Played/Started: 67/64 | Acquired: W-25 [Dal.]

- AT A GLANCE
- » Appeared in 66 games with 63 starts for the Dallas Cowboys from 2020-25, registering 240 tackles (199 solo), two tackles for a loss, a sack, 20 interceptions, 63 passes defended, two forced fumbles and a fumble recovery.

» His 20 interceptions since 2020 rank tied for No. 3 in the NFL over that span.

» In 2021, led the NFL and tied a Dallas franchise record with 11 interceptions, returning two for touchdowns, making him the first Cowboy to lead the NFL in picks since Everson Walls in 1981.

» Was named a Pro Bowl starter and earned first-team All-Pro honors in 2021.

» As a third-year player in 2022, recorded three interceptions and 14 pass breakups en route to his second straight Pro Bowl selection.

» Was selected by the Dallas Cowboys in the second round (No. 51 overall) of the 2020 NFL Draft.

**2025 SEASON:** Appeared in a combined nine games (eight with Dallas; one with Green Bay) with seven starts, recording 27 tackles (20 solo) and a tackle for a loss...Was claimed off waivers from the Dallas Cowboys on Dec. 31.

**At Minnesota (Jan. 4):** Started and played 33 defensive snaps, posting two solo tackles in his Green Bay debut. Also saw action on a pair of special teams snaps.

REGULAR-SEASON COMPARISON: DEFENSIVE - DETROIT LIONS

DATE	OPP	W/L	GP/GS	TOT	TACKLES SOLO	ASST	SACK	YDS.	INT	TFL	PD	QBH	TD	MISC FF	FR
10/23/22	DAL vs. DET	W	S	1	1	0	0.0	0.0	1	0	2	0	0	0	0
10/13/24	DAL vs. DET	L	S	3	3	0	0.0	0.0	0	0	0	0	0	0	0
TOTALS		1/1	2/2	4	4	0	0.0	0.0	1	0	2	0	0	0	0

TREVON DIGGS' NFL REGULAR-SEASON DEFENSIVE STATISTICS

		TACKLES										INTERCEPTIONS										ST				MISC	
YEAR	TEAM	GP	GS	TK	S	A	TFL	YDS	SK	YDS	QBH	NO	YDS	LG	TD	PD	FF	FR	TD	YDS	TK	S	A	FF	FR	S	A
2020	Cowboys	12	11	58	49	9	1	1	1.0	0.0	0	3	43	33	0	14	1	0	0	0	0	0	0	0	0	0	0
2021	Cowboys	16	16	52	43	9	0	0	0.0	0.0	0	11	142	59†	2	21	0	0	0	0	0	0	0	0	0	0	0
2022	Cowboys	17	17	59	50	9	0	0	0.0	0.0	0	3	10	7	0	14	0	1	0	17	0	0	0	0	0	0	0
2023	Cowboys	2	2	4	4	0	0	0	0.0	0.0	0	1	8	8	0	3	1	0	0	0	0	0	0	0	0	0	0
2024	Cowboys	11	11	42	35	7	0	0	0.0	0.0	0	2	1	1	0	11	0	0	0	0	0	0	0	0	0	0	0
2025	Cowboys	8	6	25	18	7	1	3	0.0	0.0	0	0	0	0	0	0	0	0	0	0	0	0	0	0	0	0	0
2025	Packers	1	1	2	2	0	0	0	0.0	0.0	0	0	0	0	0	0	0	0	0	0	0	0	0	0	0	0	0
2025	TOTAL	9	7	27	20	7	1	3	0.0	0.0	0	0	0	0	0	0	0	0	0	0	0	0	0	0	0	0	0
NFL TOTALS		67	64	242	201	41	2	4	1.0	0.0	0	20	204	59†	2	63	2	1	0	17	0	0	0	0	0	0	0

TREVON DIGGS' NFL POSTSEASON DEFENSIVE STATISTICS

		TACKLES										INTERCEPTIONS										ST				MISC	
YEAR	TEAM	GP	GS	TK	S	A	TFL	YDS	SK	YDS	QBH	NO	YDS	LG	TD	PD	FF	FR	TD	YDS	TK	S	A	FF	FR	S	A
2021	Cowboys	1	1	4	4	0	0	0.0	0.0	0.0	0	0	0	0	0	0	0	0	0	0	0	0	0	0	0	0	0
2022	Cowboys	2	2	6	3	3	0	0	0.0	0.0	0	0	0	0	0	0	0	0	0	0	0	0	0	0	0	0	0
NFL TOTALS		3	3	10	7	3	0	0	0.0	0.0	0	0	0	0	0	0	0	0	0	0	0	0	0	0	0	0	0

SINGLE-GAME HIGHS: DEFENSIVE

**Total Tackles** 8 vs. Chicago Bears, Oct 30, 2022  
8 vs. Cleveland Browns, Oct 04, 2020  
...1 more at 8.

**Solo Tackles** 8 at Seattle Seahawks, Sep 27, 2020  
7 at Jacksonville Jaguars, Dec 18, 2022  
...3 more at 7.

**Sacks** 1.0 vs. Cleveland Browns, Oct 04, 2020  
4 at Philadelphia Eagles, Nov 01, 2020  
3 vs. Cincinnati Bengals, Dec 09, 2024  
...4 more at 3.

**Forced Fumbles** 1 at New York Giants, Sep 10, 2023  
1 at Seattle Seahawks, Sep 27, 2020

**Fumble Recoveries** 1 vs. Houston Texans, Dec 11, 2022  
**Tackles For Loss** 1 vs. Green Bay Packers, Sep 28, 2025  
1 vs. San Francisco 49ers, Dec 20, 2020  
**Interceptions** 2 vs. Carolina Panthers, Oct 03, 2021  
2 at Philadelphia Eagles, Nov 01, 2020  
**Interception Return Yards** 59 vs. Philadelphia Eagles, Sep 27, 2021  
42 at New England Patriots, Oct 17, 2021  
**Longest Opp Fumble Return** 17 vs. Houston Texans, Dec 11, 2022

SINGLE-GAME HIGHS - POSTSEASON: DEFENSIVE

**Total Tackles** 4 at San Francisco 49ers, Jan 22, 2023  
4 vs. San Francisco 49ers, Jan 16, 2022

**Solo Tackles** 4 vs. San Francisco 49ers, Jan 16, 2022  
2 at San Francisco 49ers, Jan 22, 2023

2025 GXG REGULAR SEASON  
(COWBOYS/PACKERS)

DATE	OPPONENT	P/S	TK	S	A	SK	YDS	INT	PD	FF	FR
09/04	at Eagles	P	1	1	0	0.0	0.0	0	0	0	0
09/14	Giants	S	4	3	1	0.0	0.0	0	0	0	0
09/21	at Bears	S	2	2	0	0.0	0.0	0	0	0	0
09/28	Packers	P	4	4	0	0.0	0.0	0	0	0	0
10/05	at Jets	S	4	1	3	0.0	0.0	0	0	0	0
10/12	at Panthers	S	3	2	1	0.0	0.0	0	0	0	0
10/19	Commanders		INACTIVE/INJURY								
10/26	at Broncos		INJURED RESERVE								
11/03	Cardinals		INJURED RESERVE								
11/17	at Raiders		INJURED RESERVE								
11/23	Eagles		INJURED RESERVE								
11/27	Chiefs		INJURED RESERVE								
12/04	at Lions		INJURED RESERVE - DESIGNATED FOR RETURN								
12/14	Vikings		INJURED RESERVE - DESIGNATED FOR RETURN								
12/21	Chargers	S	6	4	2	0.0	0.0	0	0	0	0
12/25	at Commanders	S	1	1	0	0.0	0.0	0	0	0	0
			Went from <b>Cowboys</b> to <b>Packers</b> .								
01/04	at Vikings	S	2	2	0	0.0	0.0	0	0	0	0
2025 TOTALS		9-7	27	20	7	0.0	0.0	0	0	0	0

# ROMEO DOUBBS

## 87

WIDE RECEIVER  
NEVADA

Fourth NFL Season | Fourth Packers Season



Ht: 6-2 | Wt: 204 | Born: April 13, 2000 | NFL Games Played/Started: 59/50 | Acquired: D4a-22

### AT A GLANCE

- » Last name is pronounced DOBBs.
- » Is one of only three players in team history to post 40-plus catches, 400-plus receiving yards and three-plus receiving TDs in each of his first four NFL seasons, joining WRs James Lofton (1978-81) and Greg Jennings (2006-09).
- » His 21 receiving TDs since 2022 are the most by a Packer in his first four NFL seasons since WR Davante Adams posted 26 in 2014-17.
- » Was tied for No. 8 in the NFL with a team-high eight receiving TDs in 2023, including seven receiving TDs in the red zone (No. 4 in the league).
- » Played in 13 games with seven starts as a rookie in 2022 and ranked No. 4 on the team with 42 catches for 425 yards (10.1 avg.) and three TDs (No. 4 on the team).
- » Posted 26 catches in the first six games in 2022, the most in franchise history by a rookie in the team's opening six contests.
- » Earned first-team All-Mountain West honors as a senior at Nevada in 2021 after tying for the conference lead with 11 receiving TDs and ranking No. 2 in receiving yards per game (100.8).

**2025 SEASON:** Played in 16 games with 15 starts and led the team with 55 receptions for a career-high 724 yards (13.2 avg.) and six TDs (tied for No. 1 on the team)...Led the team with a career-high 12 receptions of 20-plus yards...Picked up a first down on 41 of his 55 catches (74.5 pct.)...Returned 15 punts for 94 yards (6.3 avg.)...Was active in Week 18 but did not play.

**Vs. Detroit (Sept. 7):** Started and played 34 of 48 snaps, leading the team with 68 receiving yards on two catches (34.0 avg.). Posted a career-long 48-yard reception in the second quarter to the Detroit 17.

**Vs. Washington (Sept. 11):** Started and appeared on 50 of 68 snaps, posting three catches for 28 yards (9.3 avg.), including a 5-yard TD grab on a slant in the first quarter.

**At Cleveland (Sept. 21):** Started and appeared on 58 of 65 snaps, finishing with two catches for 25 yards (12.5 avg.).

**At Dallas (Sept. 28):** Started and appeared on 75 of 83 snaps, posting a career-high three TD catches as he became the first Packer to register three TD catches in a game since WR Christian Watson (vs. Dallas on Nov. 13, 2022). Joined Watson and WR Sterling Sharpe (four on Nov. 24, 1994) as the only Packers to record three-plus TD receptions in a game against the Cowboys. Scored on TD receptions of 1, 2 and 15 yards, with the 15-yard grab coming with 1:45 left in the fourth quarter to give Green Bay a 34-30 lead. Led the team with six catches for 58 yards (9.7 avg.), picking up a first down on five of the receptions, and added the first punt return of his career, a 5-yard return in the third quarter.

**Vs. Cincinnati (Oct. 12):** Started and played 52 of 61 snaps, hauling in five passes for 55 yards (11.0 avg.) and picking up a first down on four of the catches. Returned two punts for 14 yards (7.0 avg.).

**At Arizona (Oct. 19):** Started and played 50 of 56 snaps, leading the team with six catches for 72 yards (12.0 avg.). It marked his third straight game with 50-plus receiving yards, the longest streak of his career.

**At Pittsburgh (Oct. 26):** Started and played 51 of 64 snaps, posting three receptions for 44 yards (14.7 avg.) and three punt returns for 17 yards (5.7 avg.).

**Vs. Carolina (Nov. 2):** Started and appeared on 60 of 65 snaps, leading the team with a season-high 91 yards on a team-best seven catches (13.0 avg.).

**Vs. Philadelphia (Nov. 10):** Started and played 42 of 68 snaps, posting a 5-yard reception and two punt returns for 22 yards (11.0 avg.). Departed the game in the fourth quarter due to a chest injury.

**At N.Y. Giants (Nov. 16):** Started and appeared on 42 of 55 plays, leading the team with 53 receiving yards on four catches (13.3 avg.).

**Vs. Minnesota (Nov. 23):** Started and played 48 of 66 snaps, hauling in two passes for 23 yards (11.5 avg.). Also returned two punts for 21 yards (10.5 avg.), including a season-long 16-yarder.

**At Detroit (Nov. 27):** Started and appeared on 53 of 63 snaps, finishing with four receptions for 20 yards (5.0 avg.) and a TD as he hauled in a 2-yard TD pass on fourth down with just over two minutes remaining in the first half.

**Vs. Chicago (Dec. 7):** Played 43 of 53 snaps on offense and added a 7-yard punt return.

**At Denver (Dec. 14):** Started and played 50 of 66 snaps, posting two catches for 36 yards (18.0 avg.).

**At Chicago (Dec. 20):** Started and appeared on 45 of 72 snaps, leading the team with five catches for a team-best 84 yards (16.8 avg.) and a TD. Late in the third quarter on third down, beat DB C.J. Gardner-Johnson down the left sideline for a 33-yard TD grab from QB Malik Willis, the longest TD grab of his career.

**Vs. Baltimore (Dec. 27):** Started and played 27 snaps, hauling in three passes for 62 yards (20.7 avg.), including a 40-yard grab from Willis down the left sideline on Green Bay's opening offensive play that was his 200th career catch.

**At Minnesota (Jan. 4):** Was active but did not play.

### REGULAR-SEASON COMPARISON: RECEIVING - CHICAGO BEARS

DATE	OPP	W/L	GP/GS	REC	YDS	AVG.	TD	LG	TGTS	YAC
9/18/22	GB vs. CHI	W	P	2	27	13.5	0	20	3	30
9/10/23	GB @ CHI	W	P	4	26	6.5	2	13	5	8
1/7/24	GB vs. CHI	W	S	0	0	0	0	0	1	0
11/17/24	GB @ CHI	W	S	1	17	17.0	0	17	2	0
12/7/25	GB vs. CHI	W	P	0	0	0	0	0	2	0
12/20/25	GB @ CHI	L	S	5	84	16.8	1	33t	6	18
<b>TOTALS</b>		5/1	6/3	<b>12</b>	<b>154</b>	<b>12.8</b>	<b>3</b>	<b>33t</b>	<b>19</b>	<b>56</b>



# ROMEO DOUBS' NFL REGULAR-SEASON RUSHING/RECEIVING STATISTICS

DATE	TEAM	GP	GS	RECEIVING					RUSHING				
				NO.	YDS.	AVG.	LG	TD	NO.	YDS.	AVG.	LG	TD
2022	Packers	13	7	42	425	10.1	26	3	1	11	11.0	11	0
2023	Packers	17	16	59	674	11.4	36	8	0	0	0.0	0	0
2024	Packers	13	12	46	601	13.1	39	4	0	0	0.0	0	0
2025	Packers	16	15	55	724	13.2	48	6	0	0	0.0	0	0
NFL TOTALS		59	50	202	2,424	12.0	48	21	1	11	11.0	11	0

# ROMEO DOUBS' NFL POSTSEASON RUSHING/RECEIVING STATISTICS

DATE	TEAM	GP	GS	RECEIVING					RUSHING				
				NO.	YDS.	AVG.	LG	TD	NO.	YDS.	AVG.	LG	TD
2023	Packers	2	2	10	234	23.4	46	1	0	0	0.0	0	0
2024	Packers	1	1	2	13	6.5	7	0	0	0	0.0	0	0
NFL TOTALS		3	3	12	247	20.6	46	1	0	0	0.0	0	0

# SINGLE-GAME HIGHS: RUSHING/RECEIVING

Receptions	9 vs. Detroit Lions, Sep 28, 2023	Fair Catches	1 vs. Chicago Bears, Dec 07, 2025
	8 vs. Houston Texans, Oct 20, 2024		1 at Detroit Lions, Nov 27, 2025
Receiving Yards	...1 more at 8.	Punt Return Yards	...1 more at 1.
	95 vs. Detroit Lions, Sep 28, 2023		22 vs. Philadelphia Eagles, Nov 10, 2025
Receiving Average	94 vs. Houston Texans, Oct 20, 2024	Longest Punt Return	21 vs. Minnesota Vikings, Nov 23, 2025
	24.0 at Jacksonville Jaguars, Oct 27, 2024		16 vs. Minnesota Vikings, Nov 23, 2025
Longest Receptions	20.7 vs. Baltimore Ravens, Dec 27, 2025	Punt Returns	12 vs. Philadelphia Eagles, Nov 10, 2025
	...1 more at 20.7.		3 at Pittsburgh Steelers, Oct 26, 2025
Receiving TDs	48 vs. Detroit Lions, Sep 07, 2025		2 vs. Minnesota Vikings, Nov 23, 2025
	40 vs. Baltimore Ravens, Dec 27, 2025		...3 more at 2.
	3 at Dallas Cowboys, Sep 28, 2025		
	2 at Seattle Seahawks, Dec 15, 2024		
	...2 more at 2.		

# 2025 GXG REGULAR SEASON (PACKERS)

DATE	OPPONENT	P/S	RECEIVING					RUSHING				
			NO.	YDS.	AVG.	LG	TD	NO.	YDS.	AVG.	LG	TD
09/07	Lions	S	2	68	34.0	48	0	0	0	0.0	0	0
09/11	Commanders	S	3	28	9.3	17	1	0	0	0.0	0	0
09/21	at Browns	S	2	25	12.5	16	0	0	0	0.0	0	0
09/28	at Cowboys	S	6	58	9.7	18	3	0	0	0.0	0	0
10/12	Bengals	S	5	55	11.0	21	0	0	0	0.0	0	0
10/19	at Cardinals	S	6	72	12.0	22	0	0	0	0.0	0	0
10/26	at Steelers	S	3	44	14.7	24	0	0	0	0.0	0	0
11/02	Panthers	S	7	91	13.0	30	0	0	0	0.0	0	0
11/10	Eagles	S	1	5	5.0	5	0	0	0	0.0	0	0
11/16	at Giants	S	4	53	13.3	22	0	0	0	0.0	0	0
11/23	Vikings	S	2	23	11.5	18	0	0	0	0.0	0	0
11/27	at Lions	S	4	20	5.0	8	1	0	0	0.0	0	0
12/07	Bears	P	0	0	0.0	0	0	0	0	0.0	0	0
12/14	at Broncos	S	2	36	18.0	26	0	0	0	0.0	0	0
12/20	at Bears	S	5	84	16.8	33t	1	0	0	0.0	0	0
12/27	Ravens	S	3	62	20.7	40	0	0	0	0.0	0	0
01/04	at Vikings		DID NOT PLAY									
2025 TOTALS		16-15	55	724	13.2	48	6	0	0	0.0	0	0

# KINGSLEY ENAGBARE 55

DEFENSIVE LINEMAN  
SOUTH CAROLINA

Fourth NFL Season | Fourth Packers Season



Ht: 6-4 | Wt: 258 | Born: January 18, 2000 | NFL Games Played/Started: 68/21 | Acquired: D5-22

## AT A GLANCE

- » Last name is pronounced ee-NAG-bar-ee.
- » Was one of four Packers to play in all 51 regular-season games over the last three seasons.
- » Has registered 30-plus tackles, five-plus tackles for a loss, six-plus QB hits and multiple sacks in each of his first three seasons, one of only two players on the team to do so from 2022-24 (DL Rashan Gary).
- » Tied a career high with seven starts in 2024 and recorded career bests in tackles (38), sacks (4½) and forced fumbles (two).
- » Ranked No. 3 on the team in sacks and was tied for No. 7 in tackles for a loss (six) in 2024.
- » Earned first-team All-Southeastern Conference honors and third-team All-America recognition from Pro Football Focus as a senior in 2021 after leading the Gamecocks in tackles for a loss (seven), sacks (4½) and QB hurries (11).
- » Finished his junior season (2020) with a career-high six sacks on his way to earning first-team All-SEC honors from the coaches and second-team recognition from The Associated Press.

**2025 SEASON:** Played in all 17 games with three starts, recording 38 tackles (16 solo), two sacks, six tackles for a loss, 25 Next Gen Stat QB pressures and a career-high nine quarterback hits on defense and a tackle on special teams...Ranked No. 3 on the team in NGS QB pressures and QB hits and was tied for No. 4 on the team in tackles for a loss.

**Vs. Detroit (Sept. 7):** Appeared on 21 defensive snaps and 12 snaps on special teams, recording two tackles (assists) on defense and one on special teams.

**Vs. Washington (Sept. 11):** Appeared on 20 defensive snaps and recorded two solo tackles. Also saw action on 13 special teams snaps.

**At Cleveland (Sept. 21):** Played 15 snaps on defense and registered a QB hit. Also appeared on 14 special teams snaps.

**At Dallas (Sept. 28):** Played 13 defensive snaps and recorded an assisted tackle. Also saw action on 11 special teams snaps.

**Vs. Cincinnati (Oct. 12):** Played 16 defensive snaps and registered two assisted tackles. Also appeared on eight special teams snaps.

**At Arizona (Oct. 19):** Appeared on 32 defensive snaps, posting a season-high five tackles (two solo) and four NGS QB pressures (tied career high) along with a tackle for a loss and his first sack of the season when he combined with LB Quay Walker to bring down QB Jacoby Brissett for a 7-yard loss on a pass attempt in the third quarter. Brought down RB Zonovan Knight for a 2-yard loss on a second-quarter run. Three of his pressures came on plays that resulted in a sack or an incompletion. Also played nine special teams snaps.

**At Pittsburgh (Oct. 26):** Played 29 defensive snaps, registering three tackles (two solo), a tackle for a loss, a QB hit and a NGS QB pressure. Stopped RB Jaylen Warren for a loss of 5 yards on a second-quarter run. All three of his tackles came within a yard of the line of scrimmage. Also saw action on eight special teams snaps.

**Vs. Carolina (Nov. 2):** Saw action on 26 defensive snaps, posting three tackles (all assists) and two NGS QB pressures (No. 2 on the team). Also played four special teams snaps.

**Vs. Philadelphia (Nov. 10):** Appeared on 33 defensive snaps, recording three tackles (one solo) and a NGS QB pressure. All three tackles came within 2 yards of the line of scrimmage. Combined with DL Colby Wooden to stop RB Saquon Barkley short of the line to gain on a third-down run in the fourth quarter, which led to Philadelphia turning the ball over on downs on the following play.

**At N.Y. Giants (Nov. 16):** Played 40 snaps on defense, posting two assisted tackles, a QB hit and two NGS QB pressures. Pressured QB Jameis Winston on a third-down pass attempt that was completed short of the line to gain. Also appeared on nine special teams snaps.

**Vs. Minnesota (Nov. 23):** Saw action on 18 defensive snaps and recorded a solo tackle, a tackle for a loss, a QB hit and two NGS QB pressures. Brought down RB Jordan Mason for a loss of a yard on a fourth-down run to force a turnover on downs in the second quarter. Pressured QB J.J. McCarthy on a first-down pass attempt in the fourth quarter, leading to a gain of just 5 yards and an interception by S Evan Williams on the next play.

**At Detroit (Nov. 27):** Played 27 defensive snaps and posted an assisted tackle, a half-sack, a QB hit and two NGS QB pressures. Combined with DL Micah Parsons to sack QB Jared Goff on third down and force a Detroit punt in the first quarter. Also saw action on eight special teams snaps.

**Vs. Chicago (Dec. 7):** Appeared on 39 defensive snaps, registering four solo tackles, his first full sack of the season, a tackle for a loss, two NGS QB pressures and a QB hit. Stopped RB Kyle Monangai for no gain on a third-down run on Chicago's final offensive drive, which led to the Bears turning the ball over on downs on the following play. Sacked QB Caleb Williams on Chicago's final offensive drive of the first half, which helped force the Bears to punt three plays later. Also played nine special teams snaps.

**At Denver (Dec. 14):** Played 39 snaps on defense in his first start of the season, posting a solo tackle, a QB hit and three NGS QB pressures. Pressured and hit QB Bo Nix on a fourth-quarter pass attempt and forced an incompletion, which helped Green Bay force a turnover on downs two plays later. Also saw action on six special teams snaps.

**At Chicago (Dec. 20):** Started and played 43 defensive snaps, posting three assisted tackles and a NGS QB pressure. Pressured QB Caleb Williams to force an incompletion on a third down in the second quarter, which led to a Chicago punt on the following play. Combined with S Javon Bullard to bring down WR DJ Moore short of the line to gain on a third-down reception in the third quarter, forcing Chicago to punt on the next play. Also appeared on four special teams snaps.

**Vs. Baltimore (Dec. 27):** Started and led all defensive linemen with a season-high 60 defensive snaps played, tying a season high with five tackles (three solo) and a QB hit, and registering a season-high two tackles for a loss. Four of his five tackles came within 3 yards of the line of scrimmage (3, 1, -5, -2). Brought down RB Derrick Henry for a loss of 5 yards on a second-down run in the third quarter, helping Green Bay force a Baltimore punt two plays later. Also saw action on seven special teams snaps.

**At Minnesota (Jan. 4):** Saw action on eight special teams snaps.



REGULAR-SEASON COMPARISON: DEFENSIVE - CHICAGO BEARS

DATE	OPP	W/L	GP/GS	TACKLES					SACK	YDS.	INT	TFL	PD	QBH	MISC		
				TOT	SOLO	ASST									TO	FF	FR
9/18/22	GB vs. CHI	W	P	0	0	0	0.0	0.0	0	0	0	0	0	0	0	0	0
12/4/22	GB @ CHI	W	S	2	1	1	0.0	0.0	0	0	0	0	0	0	0	0	0
9/10/23	GB @ CHI	W	S	1	1	0	0.0	0.0	0	0	0	1	0	0	0	0	0
1/7/24	GB vs. CHI	W	P	2	2	0	0.0	0.0	0	2	0	0	0	0	0	0	0
11/17/24	GB @ CHI	W	S	3	1	2	0.0	0.0	0	0	0	0	1	0	0	0	0
1/5/25	GB vs. CHI	L	S	0	0	0	0.0	0.0	0	0	0	0	0	0	0	0	0
12/7/25	GB vs. CHI	W	P	4	4	0	1.0	9.0	0	1	0	0	1	0	0	0	0
12/20/25	GB @ CHI	L	S	3	0	3	0.0	0.0	0	0	0	0	0	0	0	0	0
TOTALS		6/2	8/5	15	9	6	1.0	9.0	0	3	1	2	0	0	0	0	0

KINGSLEY ENAGBARE'S NFL REGULAR-SEASON DEFENSIVE STATISTICS

YEAR	TEAM	TACKLES										INTERCEPTIONS										ST				MISC	
		GP	GS	TK	S	A	TFL	YDS	SK	YDS	QBH	NO	YDS	LG	TD	PD	FF	FR	TD	YDS	TK	S	A	FF	FR	S	A
2022	Packers	17	7	31	18	13	5	17	3.0	8.0	8	0	0	0	0	3	0	0	0	0	0	0	0	0	0	0	0
2023	Packers	17	4	35	25	10	8	15	2.0	9.0	6	0	0	0	0	1	1	1	0	0	2	2	0	0	0	0	0
2024	Packers	17	7	38	17	21	6	44	4.5	36.5	8	0	0	0	0	2	0	0	0	1	1	0	0	0	0	0	0
2025	Packers	17	3	38	16	22	6	24	2.0	15.5	9	0	0	0	0	0	0	0	0	1	0	1	0	0	0	0	0
NFL TOTALS		68	21	142	76	66	25	100	11.5	69.0	31	0	0	0	0	4	3	1	0	0	4	3	1	0	0	0	0

KINGSLEY ENAGBARE'S NFL POSTSEASON DEFENSIVE STATISTICS

		TACKLES										INTERCEPTIONS										ST				MISC	
YEAR	TEAM	GP	GS	TK	S	A	TFL	YDS	SK	YDS	QBH	NO	YDS	LG	TD	PD	FF	FR	TD	YDS	TK	S	A	FF	FR	S	A
2023	Packers	1	0	1	1	0	0	0	0.0	0.0	2	0	0	0	0	0	0	0	0	0	0	0	0	0	0	0	0
2024	Packers	1	1	4	2	0	0	0	0.0	0.0	0	0	0	0	0	0	0	0	0	0	0	0	0	0	0	0	0
NFL TOTALS		2	1	5	3	2	0	0	0.0	0.0	2	0	0	0	0	0	0	0	0	0	0	0	0	0	0	0	0

SINGLE-GAME HIGHS: DEFENSIVE

Total Tackles	7 at Philadelphia Eagles, Nov 27, 2022 5 vs. Baltimore Ravens, Dec 27, 2025 ...5 more at 5.
Solo Tackles	5 at Seattle Seahawks, Dec 15, 2024 4 vs. Chicago Bears, Dec 07, 2025 ...2 more at 4.
Sacks	2.0 at Seattle Seahawks, Dec 15, 2024 1.5 at Tennessee Titans, Sep 22, 2024 1.0 vs. Chicago Bears, Dec 07, 2025 ...6 more at 1.0.
Passes Defensed	1 at Chicago Bears, Sep 10, 2023 1 at Miami Dolphins, Dec 25, 2022 ...2 more at 1.

Forced Fumbles	1 at Los Angeles Rams, Oct 06, 2024 1 at Tennessee Titans, Sep 22, 2024 ...1 more at 1.
Fumble Recoveries	1 vs. Tampa Bay Buccaneers, Dec 17, 2023
Tackles For Loss	3 at Seattle Seahawks, Dec 15, 2024 2 vs. Baltimore Ravens, Dec 27, 2025 ...3 more at 2.
Special Teams Tackles	1 vs. Detroit Lions, Sep 07, 2025 1 at Minnesota Vikings, Dec 29, 2024 ...2 more at 1.

2025 GXG REGULAR SEASON (PACKERS)

DATE	OPPONENT	P/S	TK	S	A	SK	YDS	INT	PD	FF	FR
09/07	Lions	P	2	0	2	0.0	0.0	0	0	0	0
09/11	Commanders	P	2	2	0	0.0	0.0	0	0	0	0
09/21	at Browns	P	0	0	0	0.0	0.0	0	0	0	0
09/28	at Cowboys	P	1	0	1	0.0	0.0	0	0	0	0
10/12	Bengals	P	2	0	2	0.0	0.0	0	0	0	0
10/19	at Cardinals	P	5	2	3	0.5	3.5	0	0	0	0
10/26	at Steelers	P	3	2	1	0.0	0.0	0	0	0	0
11/02	Panthers	P	3	0	3	0.0	0.0	0	0	0	0
11/10	Eagles	P	3	1	2	0.0	0.0	0	0	0	0
11/16	at Giants	P	2	0	2	0.0	0.0	0	0	0	0
11/23	Vikings	P	1	1	0	0.0	0.0	0	0	0	0
11/27	at Lions	P	1	0	1	0.5	3.0	0	0	0	0
12/07	Bears	P	4	4	0	1.0	9.0	0	0	0	0
12/14	at Broncos	S	1	1	0	0.0	0.0	0	0	0	0
12/20	at Bears	S	3	0	3	0.0	0.0	0	0	0	0
12/27	Ravens	S	5	3	2	0.0	0.0	0	0	0	0
01/04	at Vikings	P	0	0	0	0.0	0.0	0	0	0	0
2025 TOTALS		17-3	38	16	22	2.0	15.5	0	0	0	0

JOHN  
FITZPATRICK  
86

TIGHT END  
GEORGIA

Fourth NFL Season | Second Packers Season

G

Ht: 6-7 | Wt: 262 | Born: March 9, 2000 | NFL Games Played/Started: 33/4 | Acquired: FA-24 (PS-Atl.)

» Selected by the Atlanta Falcons in the sixth round of the 2022 NFL Draft (No. 213 overall).

» Appeared in 19 regular-season games and one postseason contest with Atlanta and Green Bay from 2023-24.

» Played in 38 games with 13 starts in four seasons at Georgia (2018-21), recording 17 receptions for 200 yards (11.8 avg.) and a TD.

**2025 SEASON:** Appeared in all 15 games with four starts and posted 12 catches for 72 yards (6.0 avg.) and a TD...Was placed on injured reserve (Achilles) on Dec. 22.

**Vs. Detroit (Sept. 7):** Appeared on 15 plays on offense and three on special teams, posting a 2-yard reception.

**Vs. Washington (Sept. 11):** Played 21 snaps on offense and nine on special teams.

**At Cleveland (Sept. 21):** Appeared on 15 plays on offense and five on special teams, finishing with two catches for 12 yards (6.0 avg.), including his first NFL touchdown when he hauled in a 3-yard pass in the end zone from QB Jordan Love late in the third quarter.

**At Dallas (Sept. 28):** Played 10 snaps on offense and two on special teams.

**Vs. Cincinnati (Oct. 12):** Appeared on 12 plays on offense.

**At Arizona (Oct. 19):** Played 16 snaps on offense and six on special teams and posted a 6-yard reception.

**At Pittsburgh (Oct. 26):** Appeared on 22 plays on offense and registered a 4-yard catch.

**Vs. Carolina (Nov. 2):** Played 18 snaps on offense.

**Vs. Philadelphia (Nov. 10):** Appeared on 14 plays on offense.

**At N.Y. Giants (Nov. 16):** Made his first NFL start, appearing on 35 snaps and posting a 5-yard reception. Helped the Packers post an average of 5.6 yards per carry (128 yards on 23 attempts).

**Vs. Minnesota (Nov. 23):** Started and appeared on a season-high 40 snaps on offense, posting an 11-yard reception while helping to clear the way for RB Emanuel Wilson's career-high 107 yards and a career-best two rushing TDs on 28 carries (3.8 avg.). Also played three snaps on special teams.

**At Detroit (Nov. 27):** Started and appeared on 15 snaps, helping to block for the Packers' 125 rushing yards on 30 carries (4.2 avg.).

**Vs. Chicago (Dec. 7):** Appeared on 30 plays on offense and posted two receptions for 14 yards (7.0 avg.).

**At Denver (Dec. 14):** Started and played a season-high 46 snaps, recording a career-high three receptions for 18 yards (6.0 avg.). Helped Green Bay register a season-best average of 5.8 yards per carry (115 yards on 20 attempts).

**At Chicago (Dec. 20):** Appeared on 26 snaps on offense and two on special teams before sustaining an Achilles injury in the fourth quarter that sidelined him for the remainder of the game.

REGULAR-SEASON COMPARISON: RECEIVING - CHICAGO BEARS

DATE	OPP	W/L	GP/GS	REC	YDS	AVG.	TD	LG	TGTS	YAC
11/17/24	GB @ CHI	W	P	0	0	0	0	0	0	0
1/5/25	GB vs. CHI	L	P	0	0	0	0	0	0	0
12/7/25	GB vs. CHI	W	P	2	14	7.0	0	8	2	12
12/20/25	GB @ CHI	L	P	0	0	0	0	0	1	0
TOTALS		2/2	4/0	2	14	7.0	0	8	3	12

JOHN FITZPATRICK'S NFL REGULAR-SEASON RECEIVING STATISTICS

		RECEIVING								
DATE	TEAM	GP	GS	NO.	YDS.	AVG.	LG	TD		
2023	Falcons	9	0	1	12	12.0	12	0		
2024	Packers	9	0	1	2	2.0	2	0		
2025	Packers	15	4	12	72	6.0	11	1		
NFL TOTALS		33	4	14	86	6.1	12	1		

JOHN FITZPATRICK'S NFL POSTSEASON RECEIVING STATISTICS

		RECEIVING								
DATE	TEAM	GP	GS	NO.	YDS.	AVG.	LG	TD		
2024	Packers	1	0	0	0	0.0	0	0		
NFL TOTALS		1	0	0	0	0.0	0	0		

2025 GREEN BAY PACKERS

27

PLAYERS



2025 GXG REGULAR SEASON (PACKERS)

			RECEIVING				
DATE	OPPONENT	P/S	NO.	YDS.	AVG.	LG	TD
09/07	Lions	P	1	2	2.0	2	0
09/11	Commanders	P	0	0	0.0	0	0
09/21	at Browns	P	2	12	6.0	9	1
09/28	at Cowboys	P	0	0	0.0	0	0
10/12	Bengals	P	0	0	0.0	0	0
10/19	at Cardinals	P	1	6	6.0	6	0
10/26	at Steelers	P	1	4	4.0	4	0
11/02	Panthers	P	0	0	0.0	0	0
11/10	Eagles	P	0	0	0.0	0	0
11/16	at Giants	S	1	5	5.0	5	0
11/23	Vikings	S	1	11	11.0	11	0
11/27	at Lions	S	0	0	0.0	0	0
12/07	Bears	P	2	14	7.0	8	0
12/14	at Broncos	S	3	18	6.0	6	0
12/20	at Bears	P	0	0	0.0	0	0
12/27	Ravens		INJURED RESERVE				
01/04	at Vikings		INJURED RESERVE				
2025 TOTALS		15-4	12	72	6.0	11	1

JONATHAN  
FORD

64

DEFENSIVE LINEMAN  
MIAMI (FLA.)

Third NFL Season | Second Packers Season

G

Ht: 6-5 | Wt: 338 | Born: September 29, 1998 | NFL Games Played/Started: 13/0 | Acquired: W-25 (Chi.)



- AT A GLANCE
- » Spent the entire 2023 season on Green Bay's practice squad and was inactive (healthy scratch) for the Packers for all 17 games as a rookie in 2022.
  - » Played in 12 games for the Chicago Bears from 2024-25, posting 13 tackles (three solo) and a tackle for a loss.
  - » Appeared in 50 games with 30 starts in five seasons with the Miami Hurricanes (2017-21), recording 60 tackles (21 solo), eight tackles for a loss, three sacks, a pass defended and a forced fumble.
  - » Selected by the Packers with the second of four picks in the seventh round (No. 234 overall) of the 2022 NFL Draft, a pick acquired from Denver along with a fifth-round selection (No. 179 overall) in exchange for Green Bay's fifth-round pick (No. 171 overall).
  - » Became just the second defensive player from the University of Miami (Fla.) to be drafted by the Packers, joining LB Jonathan Garvin (seventh round in 2020).

**2025 SEASON:** Appeared in a combined nine games (eight with Chicago; one with Green Bay), posting six tackles (two solo) and a Next Gen Stat QB pressure...Was claimed off waivers from the Chicago Bears on Dec. 30.

**At Minnesota (Jan. 4):** Saw action on 30 defensive snaps (career high), posting two solo tackles (career high) and a NQS QB pressure his Green Bay debut. Pressured QB Max Brosmer on a first-and-goal pass attempt in the fourth quarter, which helped lead to DL Brenton Cox Jr. sacking Brosmer and forcing a fumble that was recovered by DL Barryn Sorrell.

JONATHAN FORD'S NFL REGULAR-SEASON DEFENSIVE STATISTICS																											
YEAR	TEAM	GP	GS	TACKLES							INTERCEPTIONS										ST				MISC		
				TK	S	A	TFL	YDS	SK	YDS	QBH	NO	YDS	LG	TD	PD	FF	FR	TD	YDS	TK	S	A	FF	FR	S	A
2024	Bears	4	0	9	3	6	1	1	0.0	0.0	0	0	0	0	0	0	0	0	0	0	0	0	0	0	0	0	
2025	Bears	8	0	4	0	4	0	0	0.0	0.0	0	0	0	0	0	0	0	0	0	0	0	0	0	0	0		
2025	Packers	1	0	2	2	0	0	0	0.0	0.0	0	0	0	0	0	0	0	0	0	0	0	0	0	0	0		
2025	TOTAL	9	0	6	2	4	0	0	0.0	0.0	0	0	0	0	0	0	0	0	0	0	0	0	0	0	0		
NFL TOTALS		13	0	15	5	10	1	1	0.0	0.0	0	0	0	0	0	0	0	0	0	0	0	0	0	0	0		

SINGLE-GAME HIGHS: DEFENSIVE

Total Tackles     5 at Minnesota Vikings, Dec 16, 2024  
                      2 at Minnesota Vikings, Jan 04, 2026  
                      ...2 more at 2.

Solo Tackles     2 at Minnesota Vikings, Jan 04, 2026  
                      1 at Green Bay Packers, Jan 05, 2025  
                      ...2 more at 1.

2025 GXG REGULAR SEASON (BEARS/PACKERS)

DATE	OPPONENT	P/S	TK	S	A	SK	YDS	INT	PD	FF	FR
09/08	Vikings		PRACTICE SQUAD								
09/14	at Lions		PRACTICE SQUAD								
09/21	Cowboys		PRACTICE SQUAD								
09/28	at Raiders		PRACTICE SQUAD								
10/13	at Commanders		PRACTICE SQUAD								
10/19	Saints		PRACTICE SQUAD								
10/26	at Ravens	P	1	0	1	0.0	0.0	0	0	0	0
11/02	at Bengals	P	2	0	2	0.0	0.0	0	0	0	0
11/09	Giants	P	1	0	1	0.0	0.0	0	0	0	0
11/16	at Vikings	P	0	0	0	0.0	0.0	0	0	0	0
11/23	Steelers		INACTIVE								
11/28	at Eagles	P	0	0	0	0.0	0.0	0	0	0	0
12/07	at Packers		INACTIVE								
12/14	Browns		INACTIVE								
12/20	Packers		INACTIVE								
12/28	at 49ers		NOT ON ROSTER								
			Went from Bears to Packers.								
01/04	at Vikings	P	2	2	0	0.0	0.0	0	0	0	0
2025 TOTALS		6-0	6	2	4	0.0	0.0	0	0	0	0

# RASHAN GARY 52

DEFENSIVE LINEMAN  
MICHIGAN

Seventh NFL Season | Seventh Packers Season



Ht: 6-5 | Wt: 277 | Born: December 3, 1997 | NFL Games Played/Started: 106/74 | Acquired: D1A-19

## AT A GLANCE

- » Is one of only three players in the NFL (T.J. Watt, Myles Garrett) to post 40-plus sacks (44.5), 100-plus QB hits (108), five-plus forced fumbles (seven) and five-plus fumble recoveries (seven) since 2020.
- » Is the only player in the league to post six-plus sacks, a forced fumble and a fumble recovery in each of the last five seasons (2021-25) and is the only Packer to hit those marks in five consecutive seasons dating back to 2000.
- » Ranks No. 6 in franchise history (since 1982) with 46.5 career sacks. He trails DL Aaron Kampman (54.0) for No. 5 and LB Tim Harris (55.0), for No. 4.
- » Started all 17 games and led the team in sacks (7½), QB hits (15) and QB pressures (52) on the way to earning his first career Pro Bowl selection in 2024.
- » In 2023, was one of only four NFL players with nine-plus sacks (nine), multiple forced fumbles (two) and multiple fumble recoveries (two) during the regular season.
- » Earned first-team All-Big Ten recognition from the league's coaches as a sophomore and as a junior at the University of Michigan, also earning second-team honors from The Associated Press in both of those seasons.

**2025 SEASON:** Started all 16 games he appeared in, posting 45 tackles (25 solo), 7.5 sacks (No. 2 on the team), seven tackles for a loss (No. 3 on the team), 20 QB hits (No. 2 on the team), a fumble recovery and 48 Next Gen Stat QB pressures (No. 2 on the team)...Is the only defensive player in the NFL to register a fumble recovery in every season dating back to 2019 (Stathead.com)...Dating back to last season, had a streak of four straight games with a sack (Week 18 of 2024, Weeks 1-3 of 2025) that matched his career high (Weeks 1-4 in 2022) and tied for the third-longest streak in team history (since 1982) behind only five-game streaks from LB Tim Harris (1989) and DE Kaber Gbaja-Biamila (2000-01).

**Vs. Detroit (Sept. 7):** Played 47 defensive snaps, recording seven tackles (three solo), 1.5 sacks, a tackle for a loss, three QB hits and five NGS QB pressures. Teamed with DL Lukas Van Ness in the third quarter to bring QB Jared Goff down for a loss of 6 yards on third-and-6, forcing a punt. On first-and-10 on the first play of the fourth quarter, took Goff down for a loss of 7 yards at the Detroit 1 on a drive that resulted in a three-and-out.

**Vs. Washington (Sept. 11):** Saw action on 43 defensive snaps, recording three tackles (two solo), a tackle for a loss, a QB hit, three NGS QB pressures, and late in the third quarter, he beat a chip by the tight end and rushed by the outside shoulder of the tackle to sack QB Jayden Daniels for a loss of 8 yards.

**At Cleveland (Sept. 21):** Played 44 defensive snaps, recording three tackles (all solo), two sacks, two tackles for a loss, three QB hits and four NGS QB pressures. It marked his sixth career game with multiple sacks, with both sacks coming on third down. Has streak of four straight games with a sack dating back to last season matches his career high (Weeks 1-4 in 2022) and is tied for the third-longest streak in team history (since 1982) behind only five-game streaks from LB Tim Harris (1989) and DE Kaber Gbaja-Biamila (2000-01).

**At Dallas (Sept. 28):** Saw action on 43 defensive snaps and posted four tackles (two solo). All four stops came on run plays, including tackles for a gain of a yard and 2 yards.

**Vs. Cincinnati (Oct. 12):** Played 40 defensive snaps, recording a tackle (assist), two QB hits and three NGS QB pressures. Tied for the team lead in QB hits and tied for No. 2 on the team in NGS QB pressures.

**At Arizona (Oct. 19):** Saw action on 47 defensive snaps, posting two tackles (both solo), a tackle for a loss, two QB hits, a sack and a forced fumble when he cut inside the tackle and knocked the ball out from QB Jacoby Brissett that was recovered by S Evan Williams at the Arizona 44 with just under 12 minutes to play in the third quarter. The Packers scored five plays later to tie the game at 13.

**At Pittsburgh (Oct. 26):** Played 53 defensive snaps and led the team with two sacks, two tackles for a loss and two QB hits to go with four tackles (three solo) and three NGS QB pressures (tied for the team lead). Both sacks came on third downs, one in the first quarter and one in the fourth quarter.

**Vs. Carolina (Nov. 2):** Posted three tackles (all assists) and a team-high four NGS QB pressures on 41 defensive snaps. With under five minutes to play in the first quarter, crashed inside to help stop RB Rico Dowdle for no gain on a third-and-1.

**Vs. Philadelphia (Nov. 10):** Played 38 defensive snaps, finishing with four tackles (one solo) and two NGS QB pressures (No. 2 on the team).

**At N.Y. Giants (Nov. 16):** Saw action on 39 defensive snaps, recording three tackles (two solo), two NGS QB pressures (tied for No. 2 on the team) and recovered the ball on a sack/forced fumble by DL Micah Parsons to end the game. On a third-and-1 early in the third quarter, worked his way down the line to stuff RB Devin Singletary for no gain.

**Vs. Minnesota (Nov. 23):** Played 32 of 44 defensive snaps and posted three tackles (one solo), two QB hits (No. 2 on the team), four NGS QB pressures (No. 2 on the team) and a pass defended when he came around the edge to deflect a pass that was intercepted by S Evan Williams with just under four minutes to play in the game.

**At Detroit (Nov. 27):** Saw action on 44 defensive snaps, posting two tackles (one solo) and one NGS QB pressure.

**Vs. Chicago (Dec. 7):** Played 40 defensive snaps, recording two tackles (both solo), a QB hit and three NGS QB pressures (No. 2 on the team). Two of his three QB pressures resulted in incompletions, including when he looped inside on a stunt and chased QB Caleb Williams to the sideline where he threw the ball away out of bounds on a third-and-7 late in the third quarter, forcing a 41-yard field goal.

**At Denver (Dec. 14):** Saw action on 41 defensive snaps, registering three tackles (all solo), a QB hit and three NGS QB pressures (tied for No. 2 on the team). All three of his QB pressures were on plays that resulted in incompletions.

**At Chicago (Dec. 20):** Played 37 defensive snaps, recording two QB hits and four NGS QB pressures. Three of his four QB pressures came on third downs with two resulting in incompletions and one a completion of 4 yards when they needed 8 yards to convert.

**Vs. Baltimore (Dec. 27):** Saw action on 34 defensive snaps, posting a tackle (assist), a QB hit and a NGS QB pressure.

**At Minnesota (Jan. 4):** Did not play.

REGULAR-SEASON COMPARISON: DEFENSIVE - CHICAGO BEARS

DATE	OPP	W/L	GP/GS	TACKLES				SACK	YDS.	INT	TFL	PD	QBH	MISC			
				TOT	SOLO	ASST								TD	FF	FR	
9/5/19	GB @ CHI	W	P	0	0	0	0.0	0.0	0	0	0	0	0	0	0	0	0
12/15/19	GB vs. CHI	W	P	3	3	0	1.0	6.0	0	1	0	0	1	0	0	0	0
11/29/20	GB vs. CHI	W	S	0	0	0	0.0	0.0	0	0	0	0	0	0	0	0	0
1/3/21	GB @ CHI	W	P	6	3	3	0.0	0.0	0	1	0	0	0	0	0	0	1
10/17/21	GB @ CHI	W	S	4	3	1	0.0	0.0	0	0	0	0	1	0	0	0	0
12/12/21	GB vs. CHI	W	S	3	1	2	0.0	0.0	0	0	0	0	0	0	0	0	1
9/18/22	GB vs. CHI	W	S	2	2	0	1.0	7.0	0	2	0	0	1	0	0	0	0
9/10/23	GB @ CHI	W	P	0	0	0	0.0	0.0	0	0	1	0	0	0	0	0	0
1/7/24	GB vs. CHI	W	S	2	1	1	0.0	0.0	0	1	1	0	0	0	0	0	0
11/17/24	GB @ CHI	W	S	6	3	3	1.0	8.0	0	1	0	0	2	0	0	0	0
1/5/25	GB vs. CHI	L	S	3	2	1	1.0	7.0	0	1	0	0	1	0	0	0	0
12/7/25	GB vs. CHI	W	S	2	2	0	0.0	0.0	0	0	0	0	1	0	0	0	0
12/20/25	GB @ CHI	L	S	0	0	0	0.0	0.0	0	0	0	0	2	0	0	0	0
TOTALS		11/2	13/9	31	20	11	4.0	28.0	0	7	2	9	0	0	0	2	

RASHAN GARY'S NFL REGULAR-SEASON DEFENSIVE STATISTICS

		TACKLES										INTERCEPTIONS										ST				MISC	
YEAR	TEAM	GP	GS	TK	S	A	TFL	YDS	SK	YDS	QBH	NO	YDS	LG	TD	PD	FF	FR	TD	YDS	TK	S	A	FF	FR	S	A
2019	Packers	16	0	21	13	8	3	16	2.0	13.0	3	0	0	0	0	0	1	0	0	0	0	0	0	0	0	0	0
2020	Packers	15	4	35	19	16	5	27	5.0	31.0	11	0	0	0	0	1	0	1	0	1	0	0	0	0	0	0	0
2021	Packers	16	16	47	27	20	8	52	9.5	71.0	28	0	0	0	0	2	1	0	0	0	0	0	0	0	0	0	0
2022	Packers	9	9	32	21	11	7	41	6.0	45.0	12	0	0	0	0	1	1	1	0	0	0	0	0	0	0	0	0
2023	Packers	17	13	44	23	21	7	46	9.0	47.5	22	0	0	0	0	2	2	2	0	0	0	0	0	0	0	0	0
2024	Packers	17	17	47	26	21	9	41	7.5	42.0	15	0	0	0	0	1	1	1	0	0	0	0	0	0	0	0	0
2025	Packers	16	15	45	25	20	7	41	7.5	44.0	20	0	0	0	0	1	1	1	0	0	0	0	0	0	0	0	0
NFL TOTALS		106	74	271	154	117	46	264	46.5	293.5	111	0	0	0	0	6	7	8	0	1	0	0	0	0	0	0	0

RASHAN GARY'S NFL POSTSEASON DEFENSIVE STATISTICS

		TACKLES										INTERCEPTIONS										ST				MISC			
YEAR	TEAM	GP	GS	TK	S	A	TFL	YDS	SK	YDS	QBH	NO	YDS	LG	TD	PD	FF	FR	TD	YDS	TK	S	A	FF	FR	S	A		
2019	Packers	2	0	2	0	2	0	0	0.0	0.0	0	0	0	0	0	0	0	0	0	0	0	0	0	0	0	0	0		
2020	Packers	2	0	5	3	2	1	4	1.5	8.5	3	0	0	0	0	0	0	0	0	0	0	0	0	0	0	0	0		
2021	Packers	1	1	4	4	0	3	10	2.0	10.0	3	0	0	0	0	0	0	0	0	0	0	0	0	0	0	0	0		
2023	Packers	2	2	5	1	4	0	0	0.0	0.0	2	0	0	0	0	0	0	0	0	0	0	0	0	0	0	0	0		
2024	Packers	1	1	3	1	2	1	7	1.0	7.0	1	0	0	0	0	0	0	0	0	0	0	0	0	0	0	0	0		
NFL TOTALS		8	4	19	9	10	5	21	4.5	25.5	9	0	0	0	0	0	0	0	0	0	0	0	0	0	0	0	0		

SINGLE-GAME HIGHS: DEFENSIVE

Total Tackles	7 vs. Detroit Lions, Sep 07, 2025 7 at Detroit Lions, Nov 23, 2023 ...3 more at 7.	Forced Fumbles	2 at Detroit Lions, Nov 23, 2023 1 at Arizona Cardinals, Oct 19, 2025 ...4 more at 1.
Solo Tackles	5 at Detroit Lions, Nov 23, 2023 4 vs. Minnesota Vikings, Sep 29, 2024 ...3 more at 4.	Fumble Recoveries	1 at New York Giants, Nov 16, 2025 1 vs. New Orleans Saints, Dec 23, 2024 ...6 more at 1.
Sacks	3.0 at Detroit Lions, Nov 23, 2023 3.0 vs. New Orleans Saints, Sep 24, 2023 1 vs. Minnesota Vikings, Nov 23, 2025 1 at Philadelphia Eagles, Sep 06, 2024 ...4 more at 1.	Tackles For Loss	3 vs. New Orleans Saints, Sep 24, 2023 2 at Cleveland Browns, Sep 21, 2025 ...5 more at 2.
Passes Defensed		Longest Opp Fumble Return	1 at Chicago Bears, Jan 03, 2021

2025 GXG REGULAR SEASON (PACKERS)

DATE	OPPONENT	P/S	TK	S	A	SK	YDS	INT	PD	FF	FR
09/07	Lions	S	7	3	4	1.5	10.0	0	0	0	0
09/11	Commanders	S	3	2	1	1.0	8.0	0	0	0	0
09/21	at Browns	S	3	3	0	2.0	17.0	0	0	0	0
09/28	at Cowboys	S	4	2	2	0.0	0.0	0	0	0	0
10/12	Bengals	S	1	0	1	0.0	0.0	0	0	0	0
10/19	at Cardinals	S	2	2	0	1.0	2.0	0	0	1	0
10/26	at Steelers	S	4	3	1	2.0	7.0	0	0	0	0
11/02	Panthers	S	3	0	3	0.0	0.0	0	0	0	0
11/10	Eagles	S	4	1	3	0.0	0.0	0	0	0	0
11/16	at Giants	S	3	2	1	0.0	0.0	0	0	0	1
11/23	Vikings	S	3	1	2	0.0	0.0	0	1	0	0
11/27	at Lions	S	2	1	1	0.0	0.0	0	0	0	0
12/07	Bears	S	2	2	0	0.0	0.0	0	0	0	0
12/14	at Broncos	P	3	3	0	0.0	0.0	0	0	0	0
12/20	at Bears	S	0	0	0	0.0	0.0	0	0	0	0
12/27	Ravens	S	1	0	1	0.0	0.0	0	0	0	0
01/04	at Vikings		DID NOT PLAY								
2025 TOTALS		16-15	45	25	20	7.5	44.0	0	1	1	1

TRAVIS  
GLOVER  
79

TACKLE  
GEORGIA STATE

Second NFL Season | Second Packers Season



Ht: 6-6 | Wt: 317 | Born: August 17, 2000 | NFL Games Played/Started: 7/0 | Acquired: D6-24

AT A GLANCE

- » Played in the final seven regular-season games for the Packers in 2024.
- » Was selected by the Packers in the sixth round (No. 202 overall) of the 2024 NFL Draft, becoming the first Georgia State player ever drafted by Green Bay.
- » Became just the fourth player drafted in school history, joining DL Christo Bilukidi, OL Ulrick John and WR Robert Davis.
- » Played in 59 games with 57 starts (35 at LT, 18 at RT and four at LG) in five seasons at Georgia State (2019-23), helping the Panthers to four bowl games in five seasons.

**2025 SEASON:** Placed on injured reserve on Aug. 6.

2025 GYG REGULAR SEASON (PACKERS)

DATE	OPPONENT	P/S	
09/07	Lions		INJURED RESERVE
09/11	Commanders		INJURED RESERVE
09/21	at Browns		INJURED RESERVE
09/28	at Cowboys		INJURED RESERVE
10/12	Bengals		INJURED RESERVE
10/19	at Cardinals		INJURED RESERVE
10/26	at Steelers		INJURED RESERVE
11/02	Panthers		INJURED RESERVE
11/10	Eagles		INJURED RESERVE
11/16	at Giants		INJURED RESERVE
11/23	Vikings		INJURED RESERVE
11/27	at Lions		INJURED RESERVE
12/07	Bears		INJURED RESERVE
12/14	at Broncos		INJURED RESERVE
12/20	at Bears		INJURED RESERVE
12/27	Ravens		INJURED RESERVE
01/04	at Vikings		INJURED RESERVE
2025 TOTALS		0-0	

# MATTHEW GOLDEN

0

WIDE RECEIVER  
TEXAS

Rookie



Ht: 5-11 | Wt: 191 | Born: August 1, 2003 | NFL Games Played/Started: 14/5 | Acquired: D1-25

## AT A GLANCE

- » Appeared in 36 games with 33 starts in his three collegiate seasons (Houston, 2022-23; Texas, 2024), finishing his career with 134 receptions for 1,975 yards (14.7 avg.) and 22 TDs.
- » Was one of only six FBS players to post 35-plus receptions, 400-plus receiving yards and six-plus TD catches each season from 2022-24.
- » Among players with 50-plus catches in 2024, ranked No. 12 in the nation in yards per catch (17.0 avg.), the top mark by a University of Texas player (min. 50 rec.) since WR Roy Williams (17.8 avg.) in 2002.
- » Started all 16 games for the Longhorns in 2024, leading the team with a career-high 58 catches for a career-best 987 yards (17.0 avg.) and a career-high nine TDs.
- » Played in 20 games with 17 starts in two seasons at Houston (2022-23), posting 76 receptions for 988 yards (13.0 avg.) and 13 TDs along with 14 kickoff returns for 437 yards (31.2 avg.) and two TDs.
- » Was tied for No. 2 in the nation with two kickoff return TDs in 2023 and took home second-team All-Big 12 honors at kick returner/punt returner.
- » Ranked No. 7 among FBS true freshmen in 2022 with 584 receiving yards and set a school record for the most receiving TDs by a true freshman with seven.

**2025 SEASON:** Played in 14 games with five starts and posted 29 receptions for 361 yards (12.4 avg.), 10 carries for 49 yards (4.9 avg.) and six punt returns for 28 yards (4.7 avg.)...Posted 11 receptions for 232 yards on third/fourth down, an average of 21.1 yards per catch that ranked No. 3 in the NFL (min. 10 receptions)...Ranked No. 4 among NFL rookie WRs (min. 30 targets) with an average of 8.2 yards per target...Was inactive for three games due to injury.

**Vs. Detroit (Sept. 7):** Started in his NFL debut and played 23 snaps, posting two receptions for 16 yards (8.0 avg.). Made his first career catch on Green Bay's opening drive, hauling in an 11-yard grab at the Detroit 31 on third-and-6. Also had an 11-yard punt return.

**Vs. Washington (Sept. 11):** Appeared on 40 snaps on offense and three on special teams, posting one punt return for a loss of 2 yards.

**At Cleveland (Sept. 21):** Started and played 46 of 65 snaps, leading the team with 52 receiving yards on four catches (13.0 avg.), including a career-long 34-yard grab down the right sideline on third down to the Green Bay 38. Added two punt returns for 8 yards (4.0 avg.).

**At Dallas (Sept. 28):** Appeared on 49 of 83 snaps, finishing with a career-high five catches for 58 yards (11.6 avg.). On the Packers' game-tying drive in overtime, made a 14-yard grab over the middle on fourth-and-6 to keep the drive alive. Also had two punt returns for 11 yards (5.5 avg.).

**Vs. Cincinnati (Oct. 12):** Played 42 of 61 snaps and led the team with a career-high 86 receiving yards on three catches (28.7 avg.), with all three picking up first downs. Posted a pair of 30-plus-yard receptions, hauling in a 35-yard pass down the left sideline in the second quarter to the Cincinnati 35 and a 31-yard late in the fourth quarter on a third-and-8 that helped set up the game-clinching field goal. Added a career-high 16 yards rushing on two carries (8.0 avg.) to finish with a career-high 102 yards from scrimmage.

**At Arizona (Oct. 19):** Started and played 41 of 56 snaps, hauling in four passes for 37 yards (9.3 avg.). Matched his career high with three receiving first downs.

**At Pittsburgh (Oct. 26):** Started and played 42 of 64 snaps, posting three catches for 4 yards (1.3 avg.).

**Vs. Carolina (Nov. 2):** Appeared on 24 snaps, recording two receptions for 9 yards (4.5 avg.) before departing the game in the third quarter due to a shoulder injury.

**Vs. Philadelphia (Nov. 10):** Inactive (shoulder).

**At N.Y. Giants (Nov. 16):** Played 19 snaps and posted a 24-yard reception.

**Vs. Minnesota (Nov. 23):** Inactive (shoulder/wrist).

**At Detroit (Nov. 27):** Inactive (wrist).

**Vs. Chicago (Dec. 7):** Appeared on five plays on offense.

**At Denver (Dec. 14):** Played 23 snaps and tied for the team lead with 55 receiving yards on three catches (18.3 avg.), including a 27-yard grab to the Denver 18 early in the fourth quarter. Also drew a 25-yard pass-interference penalty on Green Bay's opening drive of the second half to the Denver 40.

**At Chicago (Dec. 20):** Appeared on 22 snaps on offense, carrying the ball twice for 4 yards (2.0 avg.).

**Vs. Baltimore (Dec. 27):** Played 25 snaps and recorded a 12-yard catch.

**At Minnesota (Jan. 4):** Started and played all 51 snaps, posting an 8-yard reception.

## REGULAR-SEASON COMPARISON: RECEIVING - DETROIT LIONS

DATE	OPP	W/L	GP/GS	REC	YDS.	AVG.	TD	LG	TGTS	YAC
9/7/25	GB vs. DET	W	S	2	16	8.0	0	11	2	6
TOTALS		1/0	1/1	2	16	8.0	0	11	2	6

## MATTHEW GOLDEN'S NFL REGULAR-SEASON RUSHING/RECEIVING STATISTICS

DATE	TEAM	RECEIVING						RUSHING					
		GP	GS	NO.	YDS.	AVG.	LG	TD	NO.	YDS.	AVG.	LG	TD
2025	Packers	14	5	29	361	12.4	46	0	10	49	4.9	9	0
NFL TOTALS		14	5	29	361	12.4	46	0	10	49	4.9	9	0



**MATTHEW GOLDEN'S NFL REGULAR-SEASON RETURN STATISTICS**

KICKOFF RETURNS							PUNT RETURNS					
DATE	TEAM	RET.	YDS.	AVG.	LG	TD	NO.	FC	YDS.	AVG.	LG	TD
2025	Packers	0	0	0.0	0	0	6	2	28	4.7	11	0
NFL TOTALS		0	0	0.0	0	0	6	2	28	4.7	11	0

**SINGLE-GAME HIGHS: RUSHING/RECEIVING**


<b>Rush Attempts</b>	3 at Cleveland Browns, Sep 21, 2025 2 at Chicago Bears, Dec 20, 2025 ...2 more at 2.	<b>Longest Receptions</b>	46 at Dallas Cowboys, Sep 28, 2025 35 vs. Cincinnati Bengals, Oct 12, 2025
<b>Rushing Yards</b>	16 vs. Cincinnati Bengals, Oct 12, 2025 15 vs. Washington Commanders, Sep 11, 2025	<b>All-Purpose Yards</b>	102 vs. Cincinnati Bengals, Oct 12, 2025 74 at Dallas Cowboys, Sep 28, 2025
<b>Longest Runs</b>	9 vs. Washington Commanders, Sep 11, 2025 8 vs. Cincinnati Bengals, Oct 12, 2025 ...1 more at 8.	<b>Punt Return Yards</b>	11 at Dallas Cowboys, Sep 28, 2025 11 vs. Detroit Lions, Sep 07, 2025
<b>Receptions</b>	5 at Dallas Cowboys, Sep 28, 2025 4 at Arizona Cardinals, Oct 19, 2025 ...1 more at 4.	<b>Longest Punt Return</b>	11 vs. Detroit Lions, Sep 07, 2025 9 at Dallas Cowboys, Sep 28, 2025
<b>Receiving Yards</b>	86 vs. Cincinnati Bengals, Oct 12, 2025 58 at Dallas Cowboys, Sep 28, 2025	<b>Punt Returns</b>	2 at Dallas Cowboys, Sep 28, 2025 2 at Cleveland Browns, Sep 21, 2025
<b>Receiving Average</b>	28.7 vs. Cincinnati Bengals, Oct 12, 2025 18.3 at Denver Broncos, Dec 14, 2025	<b>Scrimmage Yards</b>	102 vs. Cincinnati Bengals, Oct 12, 2025 63 at Dallas Cowboys, Sep 28, 2025


**2025 GXG REGULAR SEASON (PACKERS)**

DATE	OPPONENT	P/S	RECEIVING					RUSHING					
			NO.	YDS.	AVG.	LG	TD	NO.	YDS.	AVG.	LG	TD	
09/07	Lions	S	2	16	8.0	11	0	0	0	0.0	0	0	
09/11	Commanders	P	0	0	0.0	0	0	2	15	7.5	9	0	
09/21	at Browns	S	4	52	13.0	34	0	3	9	3.0	4	0	
09/28	at Cowboys	P	5	58	11.6	46	0	1	5	5.0	5	0	
10/12	Bengals	P	3	86	28.7	35	0	2	16	8.0	8	0	
10/19	at Cardinals	S	4	37	9.3	17	0	0	0	0.0	0	0	
10/26	at Steelers	S	3	4	1.3	4	0	0	0	0.0	0	0	
11/02	Panthers	P	2	9	4.5	6	0	0	0	0.0	0	0	
11/10	Eagles						INACTIVE/INJURY						
11/16	at Giants	P	1	24	24.0	24	0	0	0	0.0	0	0	
11/23	Vikings						INACTIVE/INJURY						
11/27	at Lions						INACTIVE/INJURY						
12/07	Bears	P	0	0	0.0	0	0	0	0	0.0	0	0	
12/14	at Broncos	P	3	55	18.3	27	0	0	0	0.0	0	0	
12/20	at Bears	P	0	0	0.0	0	0	2	4	2.0	3	0	
12/27	Ravens	P	1	12	12.0	12	0	0	0	0.0	0	0	
01/04	at Vikings	S	1	8	8.0	8	0	0	0	0.0	0	0	
2025 TOTALS			14-5	29	361	12.4	46	0	10	49	4.9	9	0

KAMAL  
HADDEN  
36  
CORNERBACK  
TENNESSEE

First NFL Season | First Packers Season



 **Ht: 6-1 | Wt: 192 | Born: January 17, 2001 | NFL Games Played/Started: 12/0 | Acquired: FA-24**

**AT A GLANCE**

- » Selected by the Kansas City Chiefs in the sixth round (No. 211 overall) of the 2024 NFL Draft.
- » Spent the 2024 season on Green Bay's practice squad and was elevated to the active roster for two games.
- » In his three seasons at Tennessee, played in 23 games with 15 starts and recorded 87 tackles (56 solo), 5½ tackles for a loss, six interceptions, 18 passes defended and two forced fumbles.

**2025 SEASON:** Played in 10 games on special teams...Also saw action on defense in Weeks 12 and 17, registering a career-high five tackles (one solo)...Dressed but did not play in three contests and was inactive (healthy scratch) for the other three games...Was placed on injured reserve (ankle) on Dec. 30.

**Vs. Detroit (Sept. 7):** Appeared on two special teams snaps.

**Vs. Washington (Sept. 11):** Appeared on three special teams snaps.

**At Cleveland (Sept. 21) - Vs. Cincinnati (Oct. 12):** Inactive (healthy scratch).

**At Arizona (Oct. 19):** Was active, but did not see any action.

**At Pittsburgh (Oct. 26):** Was active, but did not see any action.

**Vs. Carolina (Nov. 2):** Was active, but did not see any action.

**Vs. Philadelphia (Nov. 10):** Saw action on six special teams snaps.

**At N.Y. Giants (Nov. 16):** Played six snaps on special teams.

**Vs. Minnesota (Nov. 23):** Played 31 snaps in the first action on defense in his NFL career and recorded a career-high four tackles (one solo) filling in for CB Keisean Nixon, who was injured in the first quarter. Brought down TE T.J. Hockenson well short of the line to gain on a second-down reception in the third quarter, forcing Minnesota into a third-and-12 that it did not convert. Helped Green Bay's defense hold Minnesota's offense to just 145 net yards, the lowest amount of yardage allowed by the Packers in a game since Dec. 23, 2019. Also played eight special teams snaps.

**At Detroit (Nov. 27):** Played two special teams snaps.

**Vs. Chicago (Dec. 7):** Appeared on 10 special teams snaps.

**At Denver (Dec. 14):** Saw action on seven special teams snaps.


**At Chicago (Dec. 20):** Played 12 special teams snaps.

**Vs. Baltimore (Dec. 27):** Appeared on six defensive snaps, recording an assisted tackle on RB Derrick Henry before sustaining an ankle injury on the play that kept him out for the remainder of the game. Also appeared on 10 special teams snaps.

REGULAR-SEASON COMPARISON: DEFENSIVE - CHICAGO BEARS																		
DATE	OPP	W/L	GP/SP	TACKLES				ASST	SACK	YDS.	INT	TFL	PD	QBH	MISC			
				TOT	SOLO										TD	FF	FR	
12/7/25	GB vs. CHI	W	P	0	0			0	0.0	0.0	0	0	0	0	0	0	0	
12/20/25	GB @ CHI	L	P	0	0			0	0.0	0.0	0	0	0	0	0	0	0	
TOTALS		1/1	2/0	0	0			0	0.0	0.0	0	0	0	0	0	0	0	

KAMAL HADDEN'S NFL REGULAR-SEASON DEFENSIVE STATISTICS																									
YEAR	TEAM	GP	GS	TACKLES					INTERCEPTIONS					ST					MISC						
				TK	S	A	SK	YDS	NO	YDS	LG	TD	PD	FF	FR	TD	YDS	TK	S	A	FF	FR	S	A	
2024	Packers	2	0	0	0	0	0	0.0	0	0	0	0	0	0	0	0	0	0	0	0	0	0	0	0	
2025	Packers	10	0	5	1	4	0	0.0	0	0	0	0	0	0	0	0	0	0	0	0	0	0	0	0	
NFL TOTALS		12	0	5	1	4	0	0.0	0	0	0	0	0	0	0	0	0	0	0	0	0	0	0	0	

2025 GXG REGULAR SEASON (PACKERS)													
DATE	OPPONENT	P/S	TK	S	A	SK	YDS	INT	PD	FF	FR		
09/07	Lions	P	0	0	0	0	0.0	0	0	0	0		
09/11	Commanders	P	0	0	0	0	0.0	0	0	0	0		
09/21	at Browns		INACTIVE										
09/28	at Cowboys		INACTIVE										
10/12	Bengals		INACTIVE										
10/19	at Cardinals		DID NOT PLAY										
10/26	at Steelers		DID NOT PLAY										
11/02	Panthers		DID NOT PLAY										
11/10	Eagles	P	0	0	0	0	0.0	0	0	0	0		
11/16	at Giants	P	0	0	0	0	0.0	0	0	0	0		
11/23	Vikings	P	4	1	3	0	0.0	0	0	0	0		
11/27	at Lions	P	0	0	0	0	0.0	0	0	0	0		
12/07	Bears	P	0	0	0	0	0.0	0	0	0	0		
12/14	at Broncos	P	0	0	0	0	0.0	0	0	0	0		
12/20	at Bears	P	0	0	0	0	0.0	0	0	0	0		
12/27	Ravens	P	1	0	1	0	0.0	0	0	0	0		
01/04	at Vikings		INJURED RESERVE										
2025 TOTALS		10-0	5	1	4	0	0.0	0	0	0	0		

 2025 GREEN BAY PACKERS

35

PLAYERS



# NATE HOBBS

## 21

CORNERBACK  
ILLINOIS

Fifth NFL Season | First Packers Season



Ht: 6-0 | Wt: 195 | Born: June 24, 1999 | NFL Games Played/Started: 62/43 | Acquired: UFA (LV)-25

### AT A GLANCE

- » Played in 51 games with 38 starts in his four seasons with the Las Vegas Raiders, recording 278 tackles (199 solo), three sacks, 14 tackles for a loss, three interceptions, 19 passes defended, three forced fumbles and a fumble recovery.
- » Ranked No. 2 on the Raiders with an average of 5.45 tackles per game from 2021-24 (min. 30 games played) and his 14 tackles for a loss led the team's secondary over that span.
- » Posted career highs for tackles (86), solo tackles (59), passes defended (seven) and tackles for a loss (six) in 2023, ranking No. 1 in the NFL among cornerbacks with an average of 6.62 tackles per game.
- » Earned All-Rookie honors from Pro Football Focus in 2021 after appearing in all 16 games with 11 starts and recording 71 tackles (50 solo), a sack, an INT, three passes defended and a forced fumble.
- » Appeared in 39 games with 35 starts at Illinois (2017-20) and earned All-Big Ten honorable mention from the media in 2019.

**2025 SEASON:** Started five of the 11 games he played in and registered 26 tackles (13 solo), two tackles for a loss, two passes defended and a Next Gen Stat QB pressure...Missed Weeks 1, 10-13 and Week 18 due to knee and ankle injuries...Placed on injured reserve on Dec. 31.

**Vs. Detroit (Sept. 7):** Inactive (knee).

**Vs. Washington (Sept. 11):** Played 32 defensive snaps in his Packers debut, recording a tackle (solo).

**At Cleveland (Sept. 21):** Saw action on 48 defensive snaps, posting two tackles (both solo) and a tackle for a loss when he came up to stop WR Isaiah Bond for a loss of a yard on a screen play in the first quarter.

**At Dallas (Sept. 28):** Played 46 defensive snaps, recording a season-high seven tackles (two solo) and a pass defended before leaving the game with just under 10 minutes to play in the fourth quarter with a concussion. Five his seven stops were within 4 yards of the line of scrimmage and four of the seven came on run plays.

**Vs. Cincinnati (Oct. 12):** Saw action on all 65 defensive snaps and registered three tackles (two solo).

**At Arizona (Oct. 19):** One of three defenders to play all 76 defensive snaps and recorded six tackles (three solo). After initial stop by DL Micah Parsons, came in to help bring down RB Zonovan Knight for a loss of a yard at the Green Bay 8 on a drive that ended in a field goal in the first quarter.

**At Pittsburgh (Oct. 26):** Played four snaps on defense.

**Vs. Carolina (Nov. 2):** Saw action on 19 snaps on defense and two on special teams.

**Vs. Philadelphia (Nov. 10):** Inactive (knee)...**At N.Y. Giants (Nov. 16):** Inactive (knee)...**Vs. Minnesota (Nov. 23):** Inactive (knee)...**At Detroit (Nov. 27):** inactive (knee).

**Vs. Chicago (Dec. 7):** Played 10 defensive snaps and posted a tackle (assist) in his first game since Nov. 2.

**At Denver (Dec. 14):** Saw action on 10 defensive plays and two snaps on special teams.

**At Chicago (Dec. 20):** Played 38 defensive snaps, posting six tackles (three solo), a tackle for a loss and a Next Gen Stat QB pressure. With Chicago at the Green Bay 30 early in the third quarter, fought through a block by the tight end to take down RB D'Andre Swift for a loss of 2 yards on a run to the outside.

**Vs. Baltimore (Dec. 27):** Played 10 defensive snaps, recording a pass defended, and four special teams plays before an ankle injury ended his night in the second quarter. Also played four snaps on special teams, returning the first two kickoffs of his career for 45 yards (22.5 avg.).

### REGULAR-SEASON COMPARISON: DEFENSIVE - CHICAGO BEARS

DATE	OPP	W/L	GP/GP	TOT	TACKLES		SACK	YDS.	INT	TFL	PD	QBH	MISC		
					SOLO	ASST							TD	FF	FR
10/10/21	LV vs. CHI	L	P	5	3	2	0.0	0.0	0	0	1	0	0	0	0
12/7/25	GB vs. CHI	W	P	1	0	1	0.0	0.0	0	0	0	0	0	0	0
12/20/25	GB @ CHI	L	P	6	3	3	0.0	0.0	0	1	0	0	0	0	0
TOTALS		1/2	3/0	12	6	6	0.0	0.0	0	1	1	0	0	0	0

### NATE HOBBS' NFL REGULAR-SEASON DEFENSIVE STATISTICS

		TACKLES										INTERCEPTIONS										ST				MISC	
YEAR	TEAM	GP	GS	TK	S	A	TFL	YDS	SK	YDS	QBH	NO	YDS	LG	TD	PD	FF	FR	TD	YDS	TK	S	A	FF	FR	S	A
2021	Raiders	16	9	71	50	21	3	10	1.0	6.0	4	1	9	9	0	3	1	0	0	0	3	1	2	0	0	0	0
2022	Raiders	11	11	72	57	15	3	14	1.0	7.0	1	0	0	0	4	1	1	0	7	0	0	0	0	0	0	0	0
2023	Raiders	13	11	86	59	27	6	17	1.0	8.0	2	1	10	10	0	7	1	0	0	0	0	0	0	0	0	0	0
2024	Raiders	11	7	49	33	16	2	4	0.0	0.0	1	1	35	35	0	5	0	0	0	0	0	0	0	0	0	0	0
2025	Packers	11	5	26	13	13	2	3	0.0	0.0	0	0	0	0	2	2	0	0	0	0	1	1	0	0	0	0	0
NFL TOTALS		62	43	304	212	92	16	48	3.0	21.0	8	3	54	35	0	21	3	1	0	7	4	2	0	0	0	0	0

### NATE HOBBS' NFL POSTSEASON DEFENSIVE STATISTICS

		TACKLES									INTERCEPTIONS									ST				MISC			
YEAR	TEAM	GP	GS	TK	S	A	TFL	YDS	SK	YDS	QBH	NO	YDS	LG	TD	PD	FF	FR	TD	YDS	TK	S	A	FF	FR	S	A
2021	Raiders	1	0	5	2	3	0	0	0.0	0.0	0	0	0	0	0	1	0	0	0	0	3	1	2	0	0	0	0
NFL TOTALS		1	0	5	2	3	0	0	0.0	0.0	0	0	0	0	0	1	0	0	0	0	3	1	2	0	0	0	0



SINGLE-GAME HIGHS: DEFENSIVE

Total Tackles	12 at Denver Broncos, Sep 10, 2023
	11 at Kansas City Chiefs, Dec 25, 2023
	...1 more at 11.
Solo Tackles	9 at Kansas City Chiefs, Dec 25, 2023
	9 vs. Arizona Cardinals, Sep 18, 2022
	1.0 at Detroit Lions, Oct 30, 2023
Sacks	1.0 vs. Denver Broncos, Oct 02, 2022
	...1 more at 1.0.
Passes Defensed	2 vs. Pittsburgh Steelers, Sep 24, 2023
	1 vs. Baltimore Ravens, Dec 27, 2025
	...18 more at 1.
Forced Fumbles	1 at Miami Dolphins, Nov 19, 2023
	1 at Los Angeles Chargers, Sep 11, 2022
	...1 more at 1.
Fumble Recoveries	1 vs. Los Angeles Chargers, Dec 04, 2022

Tackles For Loss	2 at Denver Broncos, Sep 10, 2023
	2 at Los Angeles Chargers, Sep 11, 2022
	1 at Los Angeles Rams, Oct 20, 2024
Interceptions	1 vs. New York Giants, Nov 05, 2023
	...1 more at 1.
Interception Return Yards	9 vs. Washington Football Team, Dec 05, 2021
	1 at Dallas Cowboys, Nov 25, 2021
	1 at New York Giants, Nov 07, 2021
Special Teams Tackles	...1 more at 1.
	7 vs. Los Angeles Chargers, Dec 04, 2022
Longest Opp Fumble Return	

2025 GXG REGULAR SEASON (PACKERS)

DATE	OPPONENT	P/S	TK	S	A	SK	YDS	INT	PD	FF	FR
09/07	Lions										
09/11	Commanders	S	1	1	0	0.0	0.0	0	0	0	0
09/21	at Browns	S	2	2	0	0.0	0.0	0	0	0	0
09/28	at Cowboys	S	7	2	5	0.0	0.0	0	1	0	0
10/12	Bengals	S	3	2	1	0.0	0.0	0	0	0	0
10/19	at Cardinals	S	6	3	3	0.0	0.0	0	0	0	0
10/26	at Steelers	P	0	0	0	0.0	0.0	0	0	0	0
11/02	Panthers	P	0	0	0	0.0	0.0	0	0	0	0
11/10	Eagles										
11/16	at Giants										
11/23	Vikings										
11/27	at Lions										
12/07	Bears	P	1	0	1	0.0	0.0	0	0	0	0
12/14	at Broncos	P	0	0	0	0.0	0.0	0	0	0	0
12/20	at Bears	P	6	3	3	0.0	0.0	0	0	0	0
12/27	Ravens	P	0	0	0	0.0	0.0	0	1	0	0
01/04	at Vikings										
2025 TOTALS		11-5	26	13	13	0.0	0.0	0	2	0	0

# TY'RON HOPPER 59

LINEBACKER  
MISSOURI

Second NFL Season | Second Packers Season



Ht: 6-2 | Wt: 228 | Born: April 26, 2001 | NFL Games Played/Started: 34/2 | Acquired: D3B-24

## AT A GLANCE

- » Played in all 17 regular-season contests last season, the only Green Bay rookie to appear in every game in 2024, and ranked No. 4 on the team with seven tackles on special teams.
- » Led the team with a career-high three special teams tackles on kickoff coverage in Week 6 vs. Arizona, becoming the first Green Bay rookie with three special teams tackles in a game since CB Natrell Jamerson at the N.Y. Jets (Dec. 23, 2018).
- » Appeared in 51 games with 26 starts during his five seasons in the Southeastern Conference (Florida, 2019-21; Missouri, 2022-23), posting 214 tackles (135 solo), 31½ tackles for a loss, 9½ sacks, 13 QB hurries, an interception, 10 passes defended and two forced fumbles.
- » Earned second-team All-Southeastern Conference honors from the coaches in 2023 after posting a team-high 55 tackles (36 solo), six tackles for a loss and three sacks through 10 games before an injury sidelined him for the final two contests of the regular season.
- » Posted 74 tackles, five interceptions, a forced fumble and a fumble recovery as a senior at Roswell (Ga.) High School and was selected to play in the 2019 All-American Bowl.

**2025 SEASON:** Played in all 17 games with a career-high two starts, seeing time on defense and special teams...Recorded a career-high 12 tackles (four solo), a tackle for a loss and two Next Gen Stat QB pressures on defense while adding 12 tackles (career high) and a forced fumble on special teams...Ranked tied for No. 3 on the team in special teams tackles.

**Vs. Detroit (Sept. 7):** Appeared on one snap on defense and played 15 snaps on special teams, recording a tackle.

**Vs. Washington (Sept. 11):** Appeared on 16 snaps on special teams and registered a tackle.

**At Cleveland (Sept. 21):** Played three snaps on defense and also saw action on 16 special teams snaps.

**At Dallas (Sept. 28):** Played 20 special teams snaps, tied for No. 2 on the team.

**Vs. Cincinnati (Oct. 12):** Appeared on 16 special teams snaps, tied for No. 2 on the team, and recorded a tackle.

**At Arizona (Oct. 19):** Saw action on three defensive snaps, registering a tackle for a loss when he combined with DL Warren Brinson to stop RB Zonovan Knight for a 2-yard loss on a fourth-quarter run. Also played 16 special teams snaps, which ranked No. 2 on the team.

**At Pittsburgh (Oct. 26):** Played a snap on defense and 20 special teams snaps (tied for No. 3 on the team).

**Vs. Carolina (Nov. 2):** Appeared on 10 special teams snaps and posted a tackle on kickoff coverage.

**Vs. Philadelphia (Nov. 10):** Saw action on 16 special teams snaps and recorded a tackle on punt coverage.

**At N.Y. Giants (Nov. 16):** Played 12 defensive snaps and recorded a solo tackle on RB Tyrone Tracy Jr. on a fourth-quarter run. Also played 16 special teams snaps.

**Vs. Minnesota (Nov. 23):** Appeared on a career-high 18 defensive snaps, helping fill in for injured LB Quay Walker and posting a pair of tackles (one solo). Also appeared on 19 special teams snaps (tied for team high) and added two tackles, which were also tied for a team high.

**At Detroit (Nov. 27):** In his first career start, posted three assisted tackles on 17 defensive snaps. Held RB Jahmyr Gibbs to a gain of 4 yards on a first-down run in the third quarter, which helped lead to a turnover on downs three plays later. Also tied a team high with 19 special teams snaps played.

**Vs. Chicago (Dec. 7):** Appeared on 18 special teams snaps, registering a team-high three tackles and a forced fumble. Punched the ball out of DB Josh Blackwell's hands to force a fumble on kickoff coverage.

**At Denver (Dec. 14):** Played a snap on defense and 16 snaps on special teams, posting two tackles on kickoff coverage.

**At Chicago (Dec. 20):** Saw action on 13 special teams snaps.

**Vs. Baltimore (Dec. 27):** Appeared on a pair of defensive snaps and 14 special teams snaps.

**At Minnesota (Jan. 4):** Started and played all 67 defensive snaps (career high), recording a career-high five tackles (one solo) and two NGS QB pressures. Two of his five stops came within 3 yards of the line of scrimmage (3, 3). Also appeared on 18 special teams snaps (tied for No. 2 on the team).

## REGULAR-SEASON COMPARISON: DEFENSIVE - CHICAGO BEARS

DATE	OPP	W/L	GP/GS	TACKLES				SACK	YDS.	INT	TFL	PD	QBH	MISC		
				TOT	SOLO	ASST								TD	FF	FR
11/17/24	GB @ CHI	W	P	0	0	0	0.0	0.0	0	0	0	0	0	0	0	0
11/25	GB vs. CHI	L	P	0	0	0	0.0	0.0	0	0	0	0	0	0	0	0
12/7/25	GB vs. CHI	W	P	0	0	0	0.0	0.0	0	0	0	0	0	0	0	0
12/20/25	GB @ CHI	L	P	0	0	0	0.0	0.0	0	0	0	0	0	0	0	0
TOTALS		2/2	4/0	0	0	0	0.0	0.0	0	0	0	0	0	0	0	0

## TY'RON HOPPER'S NFL REGULAR-SEASON DEFENSIVE STATISTICS

		TACKLES										INTERCEPTIONS										ST						MISC	
YEAR	TEAM	GP	GS	TK	S	A	TFL	YDS	SK	YDS	QBH	NO	YDS	LG	TD	PD	FF	FR	TD	YDS	TK	S	A	FF	FR	S	A		
2024	Packers	17	0	2	1	1	0	0	0.0	0.0	0	0	0	0	0	0	0	0	0	0	7	4	3	0	0	0	0	0	
2025	Packers	17	2	12	4	8	1	2	0.0	0.0	0	0	0	0	0	0	0	0	0	12	6	6	1	0	0	0	0		
NFL TOTALS		34	2	14	5	9	1	2	0.0	0.0	0	0	0	0	0	0	0	0	0	0	19	10	9	1	0	0	0	0	



TY'RON HOPPER'S NFL POSTSEASON DEFENSIVE STATISTICS

		TACKLES										INTERCEPTIONS										ST				MISC			
YEAR	TEAM	GP	GS	TK	S	A	TFL	YDS	SK	YDS	QBH	NO	YDS	LG	TD	PD	FF	FR	TD	YDS	TK	S	A	FF	FR	S	A		
2024	Packers	1	0	0	0	0	0	0	0.0	0.0	0	0	0	0	0	0	0	0	0	0	1	0	1	0	0	0	0		
NFL TOTALS		1	0	0	0	0	0	0	0.0	0.0	0	0	0	0	0	0	0	0	0	0	1	0	1	0	0	0	0		

SINGLE-GAME HIGHS: DEFENSIVE

Total Tackles 5 at Minnesota Vikings, Jan 04, 2026  
3 at Detroit Lions, Nov 27, 2025  
Solo Tackles 1 at Minnesota Vikings, Jan 04, 2026  
1 vs. Minnesota Vikings, Nov 23, 2025  
...3 more at 1.  
Tackles For Loss 1 at Arizona Cardinals, Oct 19, 2025

Special Teams Tackles 3 vs. Chicago Bears, Dec 07, 2025  
3 vs. Arizona Cardinals, Oct 13, 2024  
Special Teams Forced Fumbles 1 vs. Chicago Bears, Dec 07, 2025

2025 GXG REGULAR SEASON (PACKERS)

DATE OPPONENT	P/S	TK	S	A	SK	YDS	INT	PD	FF	FR
09/07 Lions	P	0	0	0	0.0	0.0	0	0	0	0
09/11 Commanders	P	0	0	0	0.0	0.0	0	0	0	0
09/21 at Browns	P	0	0	0	0.0	0.0	0	0	0	0
09/28 at Cowboys	P	0	0	0	0.0	0.0	0	0	0	0
10/12 Bengals	P	0	0	0	0.0	0.0	0	0	0	0
10/19 at Cardinals	P	1	1	0	0.0	0.0	0	0	0	0
10/26 at Steelers	P	0	0	0	0.0	0.0	0	0	0	0
11/02 Panthers	P	0	0	0	0.0	0.0	0	0	0	0
11/10 Eagles	P	0	0	0	0.0	0.0	0	0	0	0
11/16 at Giants	P	1	1	0	0.0	0.0	0	0	0	0
11/23 Vikings	P	2	1	1	0.0	0.0	0	0	0	0
11/27 at Lions	S	3	0	3	0.0	0.0	0	0	0	0
12/07 Bears	P	0	0	0	0.0	0.0	0	0	0	0
12/14 at Broncos	P	0	0	0	0.0	0.0	0	0	0	0
12/20 at Bears	P	0	0	0	0.0	0.0	0	0	0	0
12/27 Ravens	P	0	0	0	0.0	0.0	0	0	0	0
01/04 at Vikings	S	5	1	4	0.0	0.0	0	0	0	0
2025 TOTALS	17-2	12	4	8	0.0	0.0	0	0	0	0

# JOSH JACOBS

# 8

RUNNING BACK  
ALABAMA

Seventh NFL Season | Second Packers Season



Ht: 5-10 | Wt: 223 | Born: February 11, 1998 | NFL Games Played/Started: 105/104 | Acquired: UFA (LV)-24

## AT A GLANCE

- » Ranks No. 2 in the NFL in rushing yards (7,803), rushing TDs (74) and rushing first downs (414) and No. 3 in yards from scrimmage (9,875) since entering the league in 2019.
- » Is one of four players in league history to post 7,500-plus rushing yards, 70-plus rushing TDs, 250-plus receptions and 2,000-plus receiving yards in his first seven NFL seasons (Emmitt Smith, LaDainian Tomlinson, Barry Sanders).
- » Is the only player in the league to register 1,100-plus yards from scrimmage and six-plus scrimmage TDs in each of the last seven seasons (2019-25).
- » Earned Pro Bowl recognition in his first season with the Packers in 2024, posting a team-high 1,329 rushing yards and a career-best 15 TDs on 301 carries (4.4 avg.), the most rushing yards, rushing TDs and total TDs (16) by a Packer in his first season with the team.
- » His 1,329 rushing yards last season were the most by a Packer since Ahman Green in 2003 (1883). He became the fourth player in NFL history to record 1000-plus rushing yards and 15-plus rushing TDs in his first season with a new team (excl. rookies), joining Derrick Henry in 2024 (Ravens), Michael Turner in 2008 (Falcons) and Ricky Williams in 2002 (Dolphins).
- » Earned first-team All-Pro honors from The Associated Press and Pro Bowl recognition in 2022 after posting a league-high 1,653 rushing yards, becoming just the third player in Raiders history to win the league rushing title (Marcus Allen in 1985; Clem Daniels, AFL in 1963).
- » Was named the 2019 PFWA Offensive Rookie of the Year after setting a franchise rookie record with 1,150 rushing yards and seven TDs on 242 carries (4.8 avg.), including five 100-yard games, the most by a rookie in Raiders history.
- » Played in 42 games during his three seasons at Alabama (2016-18), rushing for 1,491 yards and 16 TDs on 251 carries (5.9 avg.) while adding 18 kickoff returns for 514 yards and a TD as he finished his career ranked No. 3 in school history with an average of 28.6 yards per kickoff return.

**2025 SEASON:** Started all 15 games he has played in and recorded a team-high 929 yards and 13 TDs on 234 carries (4.0 avg.)...Joined FB Jim Taylor (1961-62) as the only players in team history to record 13-plus rushing TDs in back-to-back seasons...Was tied for No. 4 in the NFL in rushing TDs and posted a rushing TD in 10 games on the season (tied for No. 1 in the NFL)...Ranked No. 2 on the team with 36 receptions for 282 yards (7.8 avg.) and a TD...Ranked No. 8 in the league in yards after the catch per reception (8.4 avg.) among players with 35-plus catches...Was inactive for one game (Week 12) due to injury (knee) and was inactive in Week 18 (healthy scratch).

**Vs. Detroit (Sept. 7):** Started and played 42 of 48 snaps, leading the team with 66 rushing yards and a TD on 19 carries (3.5 avg.) along with a 4-yard reception. Extended his franchise record by recording a rushing TD in his ninth straight game and became the first player in team history to score a TD in nine straight games (WR Davante Adams, eight straight in 2020).

**Vs. Washington (Sept. 11):** Started and played 53 of 68 snaps, pacing the team with 84 rushing yards and a TD on 23 carries (3.7 avg.). Extended his franchise records for consecutive games with a rushing TD and games with a TD (10).

**At Cleveland (Sept. 21):** Started and appeared on 43 of 65 snaps, rushing for 30 yards on 16 carries (1.9 avg.) while adding a team-high five catches for 44 yards (8.8 avg.), including a season-long 31 yard reception on a swing pass early in the third quarter that was the third-longest catch of his NFL career.

**At Dallas (Sept. 28):** Started and played 54 of 83 snaps, leading the team with 86 rushing yards and two TDs on 22 carries (3.9 avg.) while adding four catches for 71 yards (17.8 avg.). Became just the third Packer to post 85-plus rushing yards, 70-plus receiving yards and multiple rushing TDs in a game, joining RBs Dorsey Levens (at Indianapolis on Nov. 16, 1997) and Aaron Jones (at Dallas on Oct. 6, 2019).

**Vs. Cincinnati (Oct. 12):** Started and played 48 of 61 snaps, pacing the team with a season-high 93 rushing yards and two TDs on 18 carries (5.2 avg.) as he posted multiple rushing TDs in back-to-back games in the same season for the first time in his career. Set a team record (since 1933) by registering a rushing TD in his seventh straight home game. Added five receptions for 57 yards (11.4 avg.), becoming just the third NFL player since the 1970 AFL-NFL merger to post 80-plus rushing yards, multiple rushing TDs and 50-plus receiving yards in back-to-back games (LaDainian Tomlinson, 2006; Priest Holmes, 2002). With 150 yards from scrimmage on the day, became the first Packer to register back-to-back games with 150-plus yards from scrimmage in a single season since RB Ahman Green in 2003 (Weeks 9-10).

**At Arizona (Oct. 19):** Started and played 31 of 56 snaps despite being questionable for the game due to a calf injury. Led the team with 55 rushing yards and two TDs on 13 carries (4.2 avg.), becoming the first Packer to register multiple rushing TDs in three straight games since Taylor in 1961. Scored on a game-winning 1-yard TD run with 1:50 remaining.

**At Pittsburgh (Oct. 26):** Started and played 34 of 64 snaps, posting 33 yards and a TD on 13 carries (2.5 avg.). The rushing TD was the 70th of his career as he became the 12th fastest to reach that mark in NFL history by doing so in his 97th career game. Added three receptions for 12 yards (4.0 avg.).

**Vs. Carolina (Nov. 2):** Started and played 38 of 65 snaps, leading the team with 87 rushing yards and a TD on 17 carries (5.1 avg.). His 1-yard TD run marked his 25th rushing TD as a Packer, the most by a player in franchise history through 25 games with the team and tied for the third most in league history by a player in his first 25 games with a team behind only Falcons RB Michael Turner (27) and Browns RB Jim Brown (26).

**Vs. Philadelphia (Nov. 10):** Started and appeared on 50 of 68 snaps, leading the team with 74 yards and a TD on 21 carries (3.5 avg.) while adding a team-high five catches for 33 yards (6.6 avg.). Recorded a rushing TD in his sixth straight game, tied for the third-longest streak in team history behind his own 10-game streak in 2024-25 and Paul Hornung's seven-game streak in 1960. Registered a rushing TD in his eighth straight prime-time game, the longest streak by a player in league history.

**At N.Y. Giants (Nov. 16):** Started and played 12 snaps in what was his 100th NFL regular-season game. Rushed for 40 yards on seven carries (5.7 avg.) before his day ended early in the second quarter due to a knee injury. Went over the 7,500-yard rushing mark for his career (7,522), becoming just the third player in NFL history to post 7,500-plus rushing yards, 70-plus rushing TDs (72), 250-plus receptions (261) and 2,000-plus receiving yards (2,027) in his first 100 NFL games (RBs Emmitt Smith and LaDainian Tomlinson).

**Vs. Minnesota (Nov. 23):** Inactive (knee).

**At Detroit (Nov. 27):** Started and played 34 of 63 snaps, pacing the team with 83 rushing yards on 17 carries (4.9 avg.), highlighted by a season-long 29-yard run late in the first quarter. Added an 8-yard reception.

**Vs. Chicago (Dec. 7):** Started and played 38 of 53 snaps, leading the team with 86 rushing yards and a TD on 20 carries (4.3 avg.) while adding two catches for 6 yards (3.0 avg.). Posted a rushing TD in his 10th consecutive home game, further extending his franchise record. With the game tied at 21, carried the ball five times for 36 yards (7.2 avg.) on the game-winning drive, highlighted

by his game-long 21-yard run on third-and-2 to the Chicago 7. Three plays later, scored on a run from 2 yards out for what proved to be the game-winning score.

**At Denver (Dec. 14):** Started and played 36 of 66 snaps, leading the team with 73 rushing yards on 12 carries (6.1 avg.), highlighted by a 40-yard TD run early in the third quarter, his longest carry in a Green Bay uniform. Added two receptions for 19 yards (9.5 avg.), including an acrobatic grab in the corner of the end zone for a 14-yard TD late in the first half as he posted a rushing TD and a receiving TD in the same game for the first time in his NFL career.

**At Chicago (Dec. 20):** Started and played 28 snaps, rushing for 36 yards on 12 carries (3.0 avg.) while adding two catches for 12 yards (6.0 avg.).

**Vs. Baltimore (Dec. 27):** Started and appeared on 13 snaps, rushing for 3 yards on four carries (0.8 avg.).

**At Minnesota (Jan. 4):** Inactive (healthy scratch).

**REGULAR-SEASON COMPARISON: RECEIVING/RUSHING - CHICAGO BEARS**

DATE	OPP	W/L	GP/GS	NO.	RUSHING				NO.	RECEIVING				TGTS	YAC		
					YDS.	AVG.	LG	TD		YDS.	AVG.	LG	TD				
10/6/19	OAK vs. CHI	W	S	26	123	4.7	21	2	3	20	6.7	10	0	3	23		
10/10/21	LV vs. CHI	L	S	15	48	3.2	11	1	4	19	4.8	8	0	5	24		
10/22/23	LV @ CHI	L	S	11	35	3.2	11	0	1	6	6.0	6	0	4	9		
11/17/24	GB @ CHI	W	S	18	76	4.2	12	1	4	58	14.5	23	0	5	58		
1/5/25	GB vs. CHI	L	S	6	44	7.3	12	1	1	2	2.0	2	0	1	0		
12/7/25	GB vs. CHI	W	S	20	86	4.3	21	1	2	6	3.0	6	0	2	12		
12/20/25	GB @ CHI	L	S	12	36	3.0	7	0	2	12	6.0	8	0	2	15		
TOTALS				3/4	7/7	108	448	4.1	21	6	17	123	7.2	23	0	22	141

**JOSH JACOBS' NFL REGULAR-SEASON RUSHING/RECEIVING STATISTICS**

		RUSHING							RECEIVING				
DATE	TEAM	GP	GS	NO.	YDS.	AVG.	LG	TD	NO.	YDS.	AVG.	LG	TD
2019	Raiders	13	13	242	1,150	4.8	51	7	20	166	8.3	28	0
2020	Raiders	15	15	273	1,065	3.9	28t	12	33	238	7.2	29	0
2021	Raiders	15	14	217	872	4.0	28	9	54	348	6.4	29	0
2022	Raiders	17	17	340	1,653	4.9	86t	12	53	400	7.5	43	0
2023	Raiders	13	13	233	805	3.5	63t	6	37	296	8.0	21	0
2024	Packers	17	17	301	1,329	4.4	38t	15	36	342	9.5	49	1
2025	Packers	15	15	234	929	4.0	40t	13	36	282	7.8	31	1
NFL TOTALS		105	104	1,840	7,803	4.2	86t	74	269	2,072	7.7	49	2

**JOSH JACOBS' NFL POSTSEASON RUSHING/RECEIVING STATISTICS**

		RUSHING								RECEIVING				
DATE	TEAM	GP	GS	NO.	YDS.	AVG.	LG	TD	NO.	YDS.	AVG.	LG	TD	
2021	Raiders	1	1	13	83	6.4	35	0	4	44	11.0	15	0	
2024	Packers	1	1	18	81	4.5	31	1	3	40	13.3	15	0	
NFL TOTALS		2	2	31	164	5.3	35	1	7	84	12.0	15	0	

**SINGLE-GAME HIGHS: RUSHING/RECEIVING**

Rush Attempts	33 at Seattle Seahawks, Nov 27, 2022 32 vs. Indianapolis Colts, Sep 15, 2024	Receiving Yards	81 at Los Angeles Chargers, Oct 01, 2023 74 vs. Miami Dolphins, Nov 28, 2024 ...1 more at 74.
Rushing Yards	229 at Seattle Seahawks, Nov 27, 2022 154 at Kansas City Chiefs, Oct 10, 2022	Receiving Average	18.5 vs. Miami Dolphins, Nov 28, 2024 17.8 at Dallas Cowboys, Sep 28, 2025
Rushing Average	8.3 vs. Kansas City Chiefs, Sep 15, 2019 7.3 at Kansas City Chiefs, Oct 10, 2022 ...1 more at 7.3.	Longest Receptions	49 vs. Miami Dolphins, Nov 28, 2024 43 at Denver Broncos, Nov 20, 2022
Longest Runs	86t at Seattle Seahawks, Nov 27, 2022 63t vs. Kansas City Chiefs, Nov 26, 2023	Receiving TDs	1 vs. Houston Texans, Oct 20, 2024 3 at Detroit Lions, Dec 05, 2024
Rushing TDs	3 at Detroit Lions, Dec 05, 2024 3 vs. San Francisco 49ers, Nov 24, 2024 ...2 more at 3.	Most TDs	3 vs. San Francisco 49ers, Nov 24, 2024 ...2 more at 3.
Receptions	9 vs. Washington Football Team, Dec 05, 2021 8 at Los Angeles Chargers, Oct 01, 2023	Scrimmage Yards	303 at Seattle Seahawks, Nov 27, 2022 193 at Kansas City Chiefs, Oct 10, 2022

**2025 GXG REGULAR SEASON (PACKERS)**

DATE	OPPONENT	P/S	RUSHING					RECEIVING					
			NO.	YDS.	AVG.	LG	TD	NO.	YDS.	AVG.	LG	TD	
09/07	Lions	S	19	66	3.5	15	1	1	4	4.0	4	0	
09/11	Commanders	S	23	84	3.7	10	1	0	0	0.0	0	0	
09/21	at Browns	S	16	30	1.9	7	0	5	44	8.8	31	0	
09/28	at Cowboys	S	22	86	3.9	19	2	4	71	17.8	28	0	
10/12	Bengals	S	18	93	5.2	16	2	5	57	11.4	29	0	
10/19	at Cardinals	S	13	55	4.2	10	2	1	3	3.0	3	0	
10/26	at Steelers	S	13	33	2.5	6	1	3	12	4.0	8	0	
11/02	Panthers	S	17	87	5.1	18	1	4	13	3.3	7	0	
11/10	Eagles	S	21	74	3.5	11	1	5	33	6.6	9	0	
11/16	at Giants	S	7	40	5.7	15	0	0	0	0.0	0	0	
11/23	Vikings						INACTIVE/INJURY						
11/27	at Lions	S	17	83	4.9	29	0	1	8	8.0	8	0	
12/07	Bears	S	20	86	4.3	21	1	2	6	3.0	6	0	
12/14	at Broncos	S	12	73	6.1	40t	1	2	19	9.5	14t	1	
12/20	at Bears	S	12	36	3.0	7	0	2	12	6.0	8	0	
12/27	Ravens	S	4	3	0.8	1	0	1	0	0.0	0	0	
01/04	at Vikings						INACTIVE						
2025 TOTALS			15-15	234	929	4.0	40t	13	36	282	7.8	31	1

# ELGTON JENKINS

## 74

CENTER/GUARD  
MISSISSIPPI STATE

Seventh NFL Season | Seventh Packers Season



Ht: 6-5 | Wt: 311 | Born: December 26, 1995 | NFL Games Played/Started: 96/94 | Acquired: D2-19

### AT A GLANCE

- » Has appeared in 96 games with 94 starts and has started games at four different positions on the line during his career (67 at LG, 13 at C, eight at LT, six at RT).
- » Has helped the Packers rank No. 2 in the NFL in sacks allowed (190) and No. 4 in sack percentage (5.0) since entering the league in 2019.
- » In 2022, started all 15 games he appeared in (10 at LG and five at RT) and earned Pro Bowl recognition for the second time (replacement for Eagles G Landon Dickerson).
- » Was selected to his first career Pro Bowl in 2020, becoming just the third offensive lineman in team history to be named to the Pro Bowl within his first two seasons in the NFL (Deral Teteak, 1952; Charley Brock, 1940).
- » Started games at three different positions in 2020 (12 at LG, three at C, one at RT), becoming the first Green Bay offensive lineman to start a game at guard, center and tackle in the same season since the 1970 AFL-NFL merger.
- » Was named to the PFVA All-Rookie team in 2019, only the second Packers guard to be selected since 1974 (Daryn Colledge, 2006), after appearing in all 16 games with 14 starts at LG.
- » Selected by the Packers in the second round (No. 44 overall) of the 2019 NFL Draft out of Mississippi State, where he opened games at four different spots on the line (26 at C, five at LT, two at LG, one at RT).

**2025 SEASON:** Started the first nine games at C before being placed on injured reserve (ankle) on Nov. 11...Part of a line that helped the Packers rank tied for No. 3 in the league in sacks allowed (14) through Week 10.

**Vs. Detroit (Sept. 7):** Started at C and appeared on all 48 snaps as part of a line that did not allow a sack of QB Jordan Love. Helped protect Love as he connected on 16 of 22 passes for 188 yards and two TDs with no INTs (128.6 rating).

**Vs. Washington (Sept. 11):** Started at C and played all 68 snaps, helping to protect Love as he completed 19 of 31 passes for 292 yards and two TDs with no INTs (113.9 rating).

**At Cleveland (Sept. 21):** Started at C and played all 65 snaps.

**At Dallas (Sept. 28):** Started at C and played all 83 snaps, part of a line that allowed just one sack and protected Love as he threw for 337 yards and three TDs with no INTs (118.1 rating). Helped the offense register season highs for total yards (489), rushing yards (164) and first downs (32).

**Vs. Cincinnati (Oct. 12):** Started at C and played all 61 snaps as part of a line that allowed just one sack and cleared the way for 153 rushing yards on 33 carries (4.6 avg.).

**At Arizona (Oct. 19):** Started at C and played all 56 snaps, helping to protect Love as he was sacked only one time.

**At Pittsburgh (Oct. 26):** Started at C and played all 64 snaps as the line did not allow a sack and blocked for Love as he posted a career-high 134.2 passer rating (29 of 37 for 360 yards and three TDs with no INTs).

**Vs. Carolina (Nov. 2):** Started at C and played all 65 snaps, protecting Love as the line gave up only one sack on the day, the fifth straight game Green Bay allowed no more than one sack.

**Vs. Philadelphia (Nov. 10):** Started at C and played the first 27 snaps before leaving the game due to an ankle injury.

### ELGTON JENKINS' NFL REGULAR-SEASON STATISTICS

DATE	TEAM	GP	GS
2019	Packers	16	14
2020	Packers	16	16
2021	Packers	8	8
2022	Packers	15	15
2023	Packers	15	15
2024	Packers	17	17
2025	Packers	9	9
NFL TOTALS		96	94

### ELGTON JENKINS' NFL POSTSEASON STATISTICS

DATE	TEAM	GP	GS
2019	Packers	2	2
2020	Packers	2	2
2023	Packers	2	2
2024	Packers	1	1
NFL TOTALS		7	7

2025 GXG REGULAR SEASON (PACKERS)

DATE	OPPONENT	P/S
09/07	Lions	S
09/11	Commanders	S
09/21	at Browns	S
09/28	at Cowboys	S
10/12	Bengals	S
10/19	at Cardinals	S
10/26	at Steelers	S
11/02	Panthers	S
11/10	Eagles	S
11/16	at Giants	INJURED RESERVE
11/23	Vikings	INJURED RESERVE
11/27	at Lions	INJURED RESERVE
12/07	Bears	INJURED RESERVE
12/14	at Broncos	INJURED RESERVE
12/20	at Bears	INJURED RESERVE
12/27	Ravens	INJURED RESERVE
01/04	at Vikings	INJURED RESERVE
2025 TOTALS		9-9




Ht: 6-4 | Wt: 323 | Born: November 24, 1999 | NFL Games Played/Started: 2/0 | Acquired: FA-24

JAKOBIE  
KEENEY-JAMES



84

WIDE RECEIVER  
UMASS

Rookie



Ht: 6-0 | Wt: 190 | Born: September 26, 2000 | NFL Games Played/Started: 1/1 | Acquired: FA-25



AT A GLANCE

- » Signed to the Packers practice squad on Sept. 23, 2025.
- » Originally signed with the Detroit Lions as an undrafted free agent on May 9, 2025.
- » Spent five seasons at Eastern Washington (2019-23) and one season at UMAss (2024).
- » Played in 49 games, recording 111 receptions for 1,664 yards (15.0 avg.) and 10 touchdowns in college.

**2025 SEASON:** Started the one game he played in, posting two receptions for 15 yards (7.5 avg.) and two kickoff returns for 47 yards (23.5 avg.)...Spent 13 games on Green Bay's practice squad after signing with the team on Sept. 23...Was signed to the 53-man roster on Jan. 3.

**At Minnesota (Jan. 4):** Started in his NFL debut, appearing on 48 of 51 snaps on offense and posting a team-high two catches for 15 yards (7.5 avg.). Also returned two kickoffs for 47 yards (23.5 avg.).

JAKOBIE KEENEY-JAMES' NFL REGULAR-SEASON RUSHING/RECEIVING STATISTICS

DATE	TEAM	GP	GS	RECEIVING					RUSHING				
				NO.	YDS.	AVG.	LG	TD	NO.	YDS.	AVG.	LG	TD
2025	Packers	1	1	2	15	7.5	8	0	0	0	0.0	0	0
NFL TOTALS		1	1	2	15	7.5	8	0	0	0	0.0	0	0

SINGLE-GAME HIGHS: RUSHING/RECEIVING

Receptions 2 at Minnesota Vikings, Jan 04, 2026  
Receiving Yards 15 at Minnesota Vikings, Jan 04, 2026  
Longest Receptions 8 at Minnesota Vikings, Jan 04, 2026  
All-Purpose Yards 62 at Minnesota Vikings, Jan 04, 2026

Kickoff Returns 2 at Minnesota Vikings, Jan 04, 2026  
Kickoff Return Yards 47 at Minnesota Vikings, Jan 04, 2026  
Longest Kickoff Return 26 at Minnesota Vikings, Jan 04, 2026  
Scrimmage Yards 21 at Minnesota Vikings, Jan 04, 2026

2025 GXG REGULAR SEASON (PACKERS)

DATE	OPPONENT	P/S	RECEIVING					RUSHING				
			NO.	YDS.	AVG.	LG	TD	NO.	YDS.	AVG.	LG	TD
09/28	at Cowboys											
10/12	Bengals											
10/19	at Cardinals											
10/26	at Steelers											
11/02	Panthers											
11/10	Eagles											
11/16	at Giants											
11/23	Vikings											
11/27	at Lions											
12/07	Bears											
12/14	at Broncos											
12/20	at Bears											
12/27	Ravens											
01/04	at Vikings	S	2	15	7.5	8	0	0	0	0.0	0	0
2025 TOTALS		1-1	2	15	7.5	8	0	0	0	0.0	0	0

# DARIAN KINNARD

## 70

TACKLE/GUARD  
KENTUCKY

Third NFL Season | First Packers Season



Ht: 6-5 | Wt: 322 | Born: December 29, 1999 | NFL Games Played/Started: 20/5 | Acquired: T-25 (Phi.)

### AT A GLANCE

- » Appeared in two games with one start for the Philadelphia Eagles in 2024.
- » Is a three-time Super Bowl champion (Kansas City Chiefs in 2022-23, Eagles in 2024).
- » Was selected by the Kansas City Chiefs in the fifth round (No. 145 overall) of the 2022 NFL Draft.
- » Earned consensus first-team All-America honors at Kentucky in 2021, becoming just the 12th consensus All-American in program history as well as the first Kentucky OL to earn the accolade since 1965.

**2025 SEASON:** Played in all 17 games with four starts (two at RT, two as a sixth lineman).

**Vs. Detroit (Sept. 7):** Appeared on 15 snaps at RT in the second half in place of an injured Zach Tom (hip). Also played on five snaps on special teams.

**Vs. Washington (Sept. 11):** Rotated in for starting RT Anthony Belton for 17 snaps on the evening and also appeared on six plays on special teams.

**At Cleveland (Sept. 21):** Played four snaps at RT midway through the third quarter when Belton shifted over to LT briefly for an injured Rasheed Walker. Also appeared on three plays on special teams.

**At Dallas (Sept. 28):** Made his first start as a Packer, opening at RT in place of an injured Tom (oblique). Played all 83 snaps, part of a line that allowed just one sack and protected Love as he threw for 337 yards and three TDs with no INTs (118.1 rating). Helped the offense register season highs for total yards (489), rushing yards (164) and first downs (32).

**Vs. Cincinnati (Oct. 12):** Appeared on five plays on special teams.

**At Arizona (Oct. 19):** Played five snaps on special teams.

**At Pittsburgh (Oct. 26):** Appeared on seven plays on special teams and one on offense. Came in for an injured Tom for one snap at RT in the fourth quarter.

**Vs. Carolina (Nov. 2):** Played four snaps on special teams.

**Vs. Philadelphia (Nov. 10):** Appeared on four plays on offense as an extra offensive lineman and two plays on special teams.

**At N.Y. Giants (Nov. 16):** Played nine snaps on offense, taking over at RT for an injured Tom for plays early in the third quarter and also appearing on six snaps as an extra offensive lineman.

**Vs. Minnesota (Nov. 23):** Appeared on 21 snaps as an extra lineman and played five snaps on special teams.

**At Detroit (Nov. 27):** Played 14 snaps as an extra lineman and five on special teams.

**Vs. Chicago (Dec. 7):** Appeared on six snaps on offense as an extra lineman and four on special teams.

**At Denver (Dec. 14):** Took over at RT for an injured Tom (knee) for the final 39 snaps. Also appeared on two offensive snaps earlier in the game as an extra lineman. Helped Green Bay register a season-best average of 5.8 yards per carry (115 yards on 20 attempts).

**At Chicago (Dec. 20):** Started the game as a sixth lineman and appeared on 11 snaps on the night as an extra lineman.

**Vs. Baltimore (Dec. 27):** Started for the second straight week as a sixth lineman and played eight snaps. Appeared on two plays as an extra lineman and six at LT, taking over for Walker for the final series with the Packers trailing, 41-24.

**At Minnesota (Jan. 4):** Started at RT and played all 51 snaps.

### DARIAN KINNARD'S NFL REGULAR-SEASON STATISTICS

DATE	TEAM	GP	GS
2022	Chiefs	1	0
2024	Eagles	2	1
2025	Packers	17	4
NFL TOTALS		20	5

### 2025 GYG REGULAR SEASON (PACKERS)

DATE	OPPONENT	P/S
09/07	Lions	P
09/11	Commanders	P
09/21	at Browns	P
09/28	at Cowboys	S
10/12	Bengals	P
10/19	at Cardinals	P
10/26	at Steelers	P
11/02	Panthers	P
11/10	Eagles	P
11/16	at Giants	P
11/23	Vikings	P
11/27	at Lions	P
12/07	Bears	P
12/14	at Broncos	P
12/20	at Bears	S
12/27	Ravens	S
01/04	at Vikings	S
2025 TOTALS		17-4



# TUCKER KRAFT 85

TIGHT END  
SOUTH DAKOTA STATE

Third NFL Season | Third Packers Season



Ht: 6-5 | Wt: 259 | Born: November 3, 2000 | NFL Games Played/Started: 42/33 | Acquired: D3-23

## AT A GLANCE

- » Among players with 100-plus targets, ranks No. 1 in the NFL since 2023 in passer rating when targeted (135.0).
- » Among tight ends with 50-plus receptions, ranks No. 1 in the league since 2023 in yards after the catch per reception (9.1 avg.) and No. 2 in yards per catch (13.7 avg.).
- » Is one of only seven NFL tight ends and is the only Packer TE since the 1970 merger to register 100-plus receptions, 1,500-plus receiving yards, 15-plus receiving TDs and an average of 13.5-plus yards per catch in his first three seasons.
- » Was one of only two TEs in the league (George Kittle) to post 50-plus receptions, 700-plus receiving yards, seven-plus receiving TDs and an average of 14.0-plus yards per catch in 2024, becoming just the second Green Bay TE since the 1970 merger to hit those marks in a season (Paul Coffman, 1983).
- » Posted the second-most receiving yards (355) and the third-most receptions (31) by a rookie tight end in team history in 2023.

**2025 SEASON:** Started all eight games he played in and posted 489 receiving yards and six TDs on 32 receptions (15.3 avg.)...Was the only TE in the league with 30-plus receptions, 475-plus receiving yards, six-plus receiving TDs and an average of 15-plus yards per catch through Week 9 and became just the fifth TE since the 1970 merger to hit those marks in the first eight games of a season (Kellen Winslow, 1980; Antonio Gates, 2010; Jimmy Graham, 2013; Rob Gronkowski, 2015)...Led all NFL tight ends in yards per reception, yards after the catch (344), yards after the catch per game (43.0), yards after the catch per reception (10.8 avg.), and was tied for No. 1 in explosive receptions (12) and ranked No. 2 in explosive-reception percentage (37.5) through Week 9...Ranked No. 3 in the NFL among tight ends in receiving yards and No. 2 in receiving yards per game (61.1) through Week 9...Was tied for No. 2 among TEs in receiving TDs and posted a TD reception in five games, tied for the NFL lead among TEs (Eagles TE Dallas Goedert) through Week 9...Among players with 30-plus targets through Week 9, ranked No. 2 in the NFL with a passer rating of 148.6 when targeted...Joined Paul Coffman (1983) as the only Green Bay TE since the 1970 merger to have two games in a season with 120-plus receiving yards...Was placed on injured reserve (knee) on Nov. 4.

**Vs. Detroit (Sept. 7):** Started and played 44 of 48 snaps, posting two catches for 16 yards (8.0 avg.) and a TD. Capped off Green Bay's opening drive with a 15-yard TD grab over the middle in the end zone.

**Vs. Washington (Sept. 11):** Started and played 62 of 68 snaps, finishing with a career-high 124 receiving yards and a TD on six catches (20.7 avg.), the most receiving yards by a Green Bay TE since Richard Rodgers posted 146 at Detroit on Dec. 3, 2015. Registered a 57-yard catch in the first quarter, his third reception of 55-plus yards since 2024, No. 1 in the NFL among tight ends. Posted a career-high 72 yards after the catch, the second-best single-game mark by a Green Bay TE since 2000 behind only Jermichael Finley's 80 yards at Minnesota on Oct. 5, 2009.

**At Cleveland (Sept. 21):** Started and played 57 of 65 snaps, hauling in three passes for 29 yards (9.7 avg.).

**At Dallas (Sept. 28):** Started and played 79 of 83 snaps, posting five catches for 56 yards (11.2 avg.), including a 16-yard catch on Green Bay's opening drive down to the Dallas 1 and a 15-yard grab in the third quarter down to the Dallas 1.

**Vs. Cincinnati (Oct. 12):** Started and played 56 of 61 snaps, posting two receptions for 43 yards (21.5 avg.) and a TD. Scored on a 19-yard grab midway through the fourth quarter to give Green Bay a 24-10 lead, shedding a tackle and lowering his shoulder to get through CB Cam Taylor-Britt on his way to the end zone.

**At Arizona (Oct. 19):** Started and played 50 of 56 snaps, hauling in five passes for 58 yards (11.6 avg.) and a TD. Scored on a 7-yard catch early in the fourth quarter to tie the game at 20.

**At Pittsburgh (Oct. 26):** Started and played 59 of 64 snaps, posting a career-high seven catches for a career-best 143 yards (20.4 avg.) and two TDs (tied career high), including a career-best four explosive receptions (16-plus yards). Became the first TE in team history to register 140-plus receiving yards and multiple receiving TDs in a game and his receiving-yardage total was the second-best mark by a TE in team history (Richard Rodgers, 146 yards at Detroit on Dec. 3, 2015). Posted a career-high 128 yards after the catch (per TruMedia), the third most by an NFL tight end dating back to 2006 behind only Travis Kelce (138 vs. Denver on Dec. 25, 2016) and George Kittle (136 vs. Denver on Dec. 9, 2018). Joined Kittle (Dec. 9, 2018) as the only NFL tight ends since 2006 to have seven-plus receptions and an average of 18-plus yards after the catch per reception in a game. Posted a season-long 59-yard reception early in the third quarter to the Pittsburgh 26, his fourth career reception of 50-plus yards, the most by an NFL tight end since 2023.

**Vs. Carolina (Nov. 2):** Started and appeared on 32 snaps, posting two receptions for 20 yards (10.0 avg.) before sustaining a significant knee injury in the third quarter.

## REGULAR-SEASON COMPARISON: RECEIVING - CHICAGO BEARS

DATE	OPP	W/L	GP/GS	REC	YDS.	AVG.	TD	LG	TGTS	YAC
9/10/23	GB @ CHI	W	P	0	0	0	0	0	0	0
1/7/24	GB vs. CHI	W	S	3	31	10.3	0	15	3	19
11/17/24	GB @ CHI	W	S	0	0	0	0	0	1	0
1/5/25	GB vs. CHI	L	S	4	36	9.0	0	20	7	19
<b>TOTALS</b>		<b>3/1</b>	<b>4/3</b>	<b>7</b>	<b>67</b>	<b>9.6</b>	<b>0</b>	<b>20</b>	<b>11</b>	<b>38</b>

## TUCKER KRAFT'S NFL REGULAR-SEASON RUSHING/RECEIVING STATISTICS

DATE	TEAM	RECEIVING							RUSHING						
		GP	GS	NO.	YDS.	AVG.	LG	TD	NO.	YDS.	AVG.	LG	TD		
2023	Packers	17	8	31	355	11.5	43	2	0	0	0.0	0	0		
2024	Packers	17	17	50	707	14.1	67	7	3	6	2.0	2	0		
2025	Packers	8	8	32	489	15.3	59	6	1	3	3.0	3	0		
<b>NFL TOTALS</b>		<b>42</b>	<b>33</b>	<b>113</b>	<b>1,551</b>	<b>13.7</b>	<b>67</b>	<b>15</b>	<b>4</b>	<b>9</b>	<b>2.3</b>	<b>3</b>	<b>0</b>		

**TUCKER KRAFT'S NFL POSTSEASON RUSHING/RECEIVING STATISTICS**

DATE	TEAM	RECEIVING							RUSHING				
		GP	GS	NO.	YDS.	AVG.	LG	TD	NO.	YDS.	AVG.	LG	TD
2023	Packers	2	2	5	24	4.8	10	1	0	0	0.0	0	0
2024	Packers	1	1	5	26	5.2	12	0	2	10	5.0	8	0
NFL TOTALS		3	3	10	50	5.0	12	1	2	10	5.0	8	0

**SINGLE-GAME HIGHS: RUSHING/RECEIVING**

Longest Runs	3 vs. Detroit Lions, Sep 07, 2025	Longest Receptions	67 at Jacksonville Jaguars, Oct 27, 2024
	2 vs. New Orleans Saints, Dec 23, 2024		66t at Los Angeles Rams, Oct 06, 2024
Receptions	...2 more at 2.	Receiving TDs	2 at Pittsburgh Steelers, Oct 26, 2025
	7 at Pittsburgh Steelers, Oct 26, 2025		2 at Los Angeles Rams, Oct 06, 2024
Receiving Yards	6 vs. Washington Commanders, Sep 11, 2025	Special Teams Tackles	1 vs. Los Angeles Rams, Nov 05, 2023
	...3 more at 6.		1 vs. Minnesota Vikings, Oct 29, 2023
Receiving Average	143 at Pittsburgh Steelers, Oct 26, 2025	...1 more at 1.	
	124 vs. Washington Commanders, Sep 11, 2025		
Receiving Average	26.0 at Jacksonville Jaguars, Oct 27, 2024		
	22.0 at Los Angeles Rams, Oct 06, 2024		

**100-YARD RECEIVING GAMES (2): REGULAR-SEASON**

DATE	TEAM	NO.	YDS.	AVG.	LG	TD
09/11/25	COMMANDERS	6	124	20.7	57	1
10/26/25	at Steelers	7	143	20.4	59	2


**2025 GXG REGULAR SEASON (PACKERS)**


DATE	OPPONENT	P/S	RECEIVING					RUSHING				
			NO.	YDS.	AVG.	LG	TD	NO.	YDS.	AVG.	LG	TD
09/07	Lions	S	2	16	8.0	15t	1	1	3	3.0	3	0
09/11	Commanders	S	6	124	20.7	57	1	0	0	0.0	0	0
09/21	at Browns	S	3	29	9.7	18	0	0	0	0.0	0	0
09/28	at Cowboys	S	5	56	11.2	16	0	0	0	0.0	0	0
10/12	Bengals	S	2	43	21.5	24	1	0	0	0.0	0	0
10/19	at Cardinals	S	5	58	11.6	22	1	0	0	0.0	0	0
10/26	at Steelers	S	7	143	20.4	59	2	0	0	0.0	0	0
11/02	Panthers	S	2	20	10.0	10	0	0	0	0.0	0	0
11/10	Eagles							INJURED RESERVE				
11/16	at Giants							INJURED RESERVE				
11/23	Vikings							INJURED RESERVE				
11/27	at Lions							INJURED RESERVE				
12/07	Bears							INJURED RESERVE				
12/14	at Broncos							INJURED RESERVE				
12/20	at Bears							INJURED RESERVE				
12/27	Ravens							INJURED RESERVE				
01/04	at Vikings							INJURED RESERVE				
2025 TOTALS		8-8	32	489	15.3	59	6	1	3	3.0	3	0

MARSHAWN  
LLOYD  
32

RUNNING BACK  
SOUTHERN CALIFORNIA

Second NFL Season | Second Packers Season



Ht: 5-9 | Wt: 220 | Born: January 5, 2001 | NFL Games Played/Started: 1/0 | Acquired: D3a-24

- AT A GLANCE
- » Was limited to just one game as a rookie in 2024 due to injuries, rushing for 15 yards on six carries (2.5 avg.) while adding a 3-yard reception.
  - » Spent three years at the University of South Carolina (2020-22) before transferring to the University of Southern California for one season (2023).
  - » Appeared in 32 games with 14 starts during his three collegiate seasons, registering 1,621 rushing yards and 19 TDs on 291 carries (5.6 avg.) along with 34 receptions for 452 yards (13.3 avg.) and two TDs.
  - » Earned All-Pacific-12 honorable mention in 2023 after recording 820 rushing yards and nine TDs on 116 carries, an average of 7.07 yards per carry that ranked No. 11 in the nation.
  - » Selected by the Packers with the first of two picks in the third round (No. 88 overall) of the 2024 NFL Draft, becoming just the second RB from the University of Southern California to be drafted by Green Bay (Al Carmichael, No. 7 overall in 1953).

2025 SEASON: Placed on injured reserve/designated for return on Aug. 26.

MARSHAWN LLOYD'S NFL REGULAR-SEASON RUSHING/RECEIVING STATISTICS													
DATE	TEAM			RUSHING					RECEIVING				
		GP	GS	NO.	YDS.	AVG.	LG	TD	NO.	YDS.	AVG.	LG	TD
2024	Packers	1	0	6	15	2.5	5	0	1	3	3.0	3	0
NFL TOTALS		1	0	6	15	2.5	5	0	1	3	3.0	3	0

SINGLE-GAME HIGHS: RUSHING/RECEIVING

Rush Attempts	6 vs. Indianapolis Colts, Sep 15, 2024	Longest Receptions	3 vs. Indianapolis Colts, Sep 15, 2024
Rushing Yards	15 vs. Indianapolis Colts, Sep 15, 2024	Scrimmage Yards	15 vs. Indianapolis Colts, Sep 15, 2024
Longest Runs	5 vs. Indianapolis Colts, Sep 15, 2024		
	4 vs. Indianapolis Colts, Sep 15, 2024		

2025 GXG REGULAR SEASON (PACKERS)												
DATE	OPPONENT	P/S	RUSHING					RECEIVING				
			NO.	YDS.	AVG.	LG	TD	NO.	YDS.	AVG.	LG	TD
09/07	Lions							INJURED RESERVE - DESIGNATED FOR RETURN				
09/11	Commanders							INJURED RESERVE - DESIGNATED FOR RETURN				
09/21	at Browns							INJURED RESERVE - DESIGNATED FOR RETURN				
09/28	at Cowboys							INJURED RESERVE - DESIGNATED FOR RETURN				
10/12	Bengals							INJURED RESERVE - DESIGNATED FOR RETURN				
10/19	at Cardinals							INJURED RESERVE - DESIGNATED FOR RETURN				
10/26	at Steelers							INJURED RESERVE - DESIGNATED FOR RETURN				
11/02	Panthers							INJURED RESERVE - DESIGNATED FOR RETURN				
11/10	Eagles							INJURED RESERVE - DESIGNATED FOR RETURN				
11/16	at Giants							INJURED RESERVE - DESIGNATED FOR RETURN				
11/23	Vikings							INJURED RESERVE - DESIGNATED FOR RETURN				
11/27	at Lions							INJURED RESERVE - DESIGNATED FOR RETURN				
12/07	Bears							INJURED RESERVE - DESIGNATED FOR RETURN				
12/14	at Broncos							INJURED RESERVE - DESIGNATED FOR RETURN				
12/20	at Bears							INJURED RESERVE				
12/27	Ravens							INJURED RESERVE				
01/04	at Vikings							INJURED RESERVE				
2025 TOTALS		0-0	0	0	0.0	0	0	0	0	0.0	0	0



# JORDAN LOVE

## 10

QUARTERBACK  
UTAH STATE

Sixth NFL Season | Sixth Packers Season



Ht: 6-4 | Wt: 219 | Born: November 2, 1998 | NFL Games Played/Started: 57/48 | Acquired: D1-20

### AT A GLANCE

- » Was one of only four quarterbacks in the NFL (Jared Goff, Lamar Jackson, Brock Purdy) to throw 20-plus TD passes and register a passer rating of 95.0-plus in each of the last three seasons (2023-25).
- » Ranks No. 6 in the league in TD passes (80), No. 7 in passing-TD percentage (5.5), No. 8 in yards per attempt (7.57) and tied for No. 2 in passes of 25-plus yards (102) since taking over as the starter in 2023.
- » Is one of only three QBs in the league with 80-plus TD passes (80) and fewer than 30 INTs (28) since 2023 (Lamar Jackson, Matthew Stafford).
- » In 2023, became just the third QB in NFL history to post 4,000-plus passing yards (4,159) and 32-plus passing TDs (32) in his first season with multiple starts, joining Kurt Warner (1999) and Patrick Mahomes (2018).
- » Became the first QB to help lead the Packers to the postseason in his first full year as a starter since at least 1950, when the league began recording starts for every player.
- » His 32 passing TDs in 2023 were the fourth most by a QB in his first season with multiple starts, trailing only Mahomes (50 in 2018), Warner (41 in 1999) and Daunte Culpepper (33 in 2000).
- » Finished his career at Utah State ranked No. 2 in school history in passing yards (8,600), completions (689) and attempts (1,125), tied for No. 2 in TD passes (60), and No. 3 in completion percentage (61.2) despite playing just three seasons.
- » Earned honorable mention All-Mountain West recognition as a junior in 2019 after setting a single-season school record with 293 completions and posting 3,402 passing yards, the second most in a season in school history. As a sophomore in 2018, set Utah State single-season records for TD passes (32), passing yards (3,567) and 300-yard passing games (seven).

**2025 SEASON:** Started all 15 games he played in, connecting on 291 of 439 passes (66.3 pct.) for 3,381 yards and 23 TDs with six INTs (101.2 rating)...Ranked No. 6 in the NFL in passer rating, INT percentage (1.4) and TD/INT ratio (3.83), No. 8 in yards per attempt (7.70) and tied for No. 8 in explosive passes (16-plus yards) with 81...Ranked No. 5 in the NFL (per TruMedia) against the blitz with a 109.5 passer rating (88 for 143 for 1,186 yards and 13 TDs with three INTs)...Became the first QB in team history to post a completion percentage of 70-plus in six of the first eight games...Rushed for 199 yards on 47 carries (4.2 avg.) with 14 rushing first downs.

**Vs. Detroit (Sept. 7):** Completed 16 of 22 passes (72.7 pct.) for 188 yards and two TDs with no INTs for a 128.6 passer rating.

**Vs. Washington (Sept. 11):** Threw for 292 yards and two TDs with no INTs on 19-of-31 passing (61.3 pct.) for a 113.9 rating. It marked his ninth straight game (min. 10 att.) with no INTs, tied with Rodgers (2018) for the longest streak by a Packer since the merger. Posted 214 passing yards in the first half, his top yardage mark for a first half. Added 12 rushing yards on three carries (4.0 avg.), including a 14-yard pickup to convert a third-and-9 in the first quarter that set up his 5-yard TD pass to WR Romeo Doubs on the next play.

**At Cleveland (Sept. 21):** Completed 18 of 25 passes (72.0 pct.) for 183 yards and a TD with an INT. Saw his streak of consecutive passing attempts without an INT come to an end at 249, the sixth-longest streak in franchise history.

**At Dallas (Sept. 28):** Threw for 337 yards and three TDs with no INTs on 31-of-43 passing (pct.) for a 118.1 rating. Added 28 rushing yards on three carries (9.3 avg.), highlighted by a season-long 25-yard run early in the fourth quarter to the Dallas 37. Became the first player in franchise history with 30-plus completions, 300-plus passing yards, three-plus TD passes, zero INTs and 25-plus rushing yards in a game.

**Vs. Cincinnati (Oct. 12):** Connected on 19 of 26 passes (73.1 pct.) for 259 yards and a TD with one INT (101.3 rating). Added 26 rushing yards on seven carries (3.7 avg.), including a career-high three rushing first downs.

**At Arizona (Oct. 19):** Completed 19 of 29 passes (65.5 pct.) for 179 yards and a TD with no INTs (93.9 rating) while adding 22 rushing yards on four carries (5.5 avg.). Led the Packers on two fourth-quarter TD drives, capping a nine-play, 67-yard drive off early in the fourth with a 7-yard TD pass to TE Tucker Kraft to tie the game at 20. With the Packers trailing, 23-20, late in the fourth quarter, guided Green Bay on a 10-play, 48-yard TD drive that included a 15-yard completion to Kraft to the Arizona 14 on fourth-and-2.

**At Pittsburgh (Oct. 26):** Posted a career-best 134.2 passer rating, connecting on 29 of 37 passes (78.4 pct.) for a season-high 360 yards and three TDs with no INTs. Became the first QB in franchise history to register 350-plus passing yards, three-plus passing TDs, zero INTs, a 75-plus completion percentage, an average of 9.5-plus yards per passing attempt and not be sacked in a game. Tied a single-game franchise record (Brett Favre, at Detroit on Nov. 22, 2007) by completing 20 consecutive passing attempts, connecting on his last four attempts of the first half and his first 16 attempts of the second half. Became the first QB in NFL history to complete 20-plus consecutive passes, throw for 350-plus yards and three-plus TDs, have no turnovers and not take a sack in a game.

**Vs. Carolina (Nov. 2):** Connected on 26 of 37 passes (70.3 pct.) for 273 yards with one INT (80.1 rating). Went over the 10,000-yard passing mark for his career on a 52-yard completion to WR Christian Watson.

Watson in the second quarter. It was the 1,308th passing attempt of his career as he became the second fastest to 10,000 passing yards in team history (Rodgers, 1,299 attempts).

**Vs. Philadelphia (Nov. 10):** Threw for 176 yards on 20-of-36 passing (55.6 percent) for a 68.8 rating along with 28 rushing yards on five attempts (5.6 avg.).

**At N.Y. Giants (Nov. 16):** Posted a 105.2 passer rating, connecting on 13 of 24 passes (54.2 pct.) for 174 yards and two TDs with no INTs. Sustained an injury to his left shoulder on a run late in the first quarter and was sidelined for seven plays, but came back on the next series to lead the offense on a 10-play, 84-yard TD drive that included a 24-yard completion to WR Matthew Golden and a 22-yarder to Doubs. With the Packers trailing, 20-19, late in the fourth quarter, guided Green Bay on a game-winning seven-play, 65-yard drive that was capped off with his 17-yard TD strike to Watson.

**Vs. Minnesota (Nov. 23):** Connected on 14 of 21 passes (66.7 pct.) for 139 yards (85.2 rating) while adding 15 yards on three carries (5.0 avg.).

**At Detroit (Nov. 27):** Threw for 234 yards and four TDs (tied career high) with no INTs on 18-of-30 passing (60.0 pct.) for a 124.2 passer rating. His TD percentage of 13.3 was a single-game career high. Dating back to 1970, became the first NFL quarterback to register a 120-plus passer rating in three Thanksgiving games, having done so in each of the last three seasons. Threw a pair of TD passes on fourth down in the first half (22-yarder to WR Dontayvion Wicks, 2-yarder to Doubs), becoming the first Green Bay QB dating back to 1978 (including postseason) to throw two fourth-down TD passes in a game. Became only the second NFL QB with two passing TDs on fourth down in the first half of a game dating back to 1991 (Eagles QB Nick Foles on Dec. 23, 2018). Joined QB Brett Favre (at Dallas on Nov. 24, 1994) as the only Green Bay QBs to throw four TD passes on Thanksgiving.

**Vs. Chicago (Dec. 7):** Connected on 17 of 25 passes (68.0 pct.) for 234 yards and three TDs with one INT for a 120.7 passer rating. All three of his TD passes were 20-plus yards (23, 45, 41) as he became the first Green Bay QB to post three TD passes of 20-plus yards since Rodgers (Week 7 vs. Oakland in 2019).



**At Denver (Dec. 14):** Threw for 276 yards and a TD with two INTs on 24-of-40 passing (60.0 pct.) for a 68.3 rating. Posted single-game career highs for passing yards (215) and completions (17) in a first half, connecting on 17 of 22 passes (77.3 pct.) for 215 yards and a TD (122.3 rating).

**At Chicago (Dec. 20):** Connected on 8 of 13 passes for 77 yards (78.0 rating) while adding 7 rushing yards on two carries (3.5 avg.) before sustaining a concussion on a helmet-to-helmet hit by DL Austin Booker midway through the second quarter.

**Vs. Baltimore (Dec. 27):** Inactive (concussion).

**At Minnesota (Jan. 4):** Served as the No. 2 QB, but did not see any action.

REGULAR-SEASON COMPARISON: PASSING - CHICAGO BEARS

DATE	OPP	W/L	GP/GS	C	ATT	YDS.	AVG.	TD	LG	INT	SK	SKYD	RTG
9/10/23	GB @ CHI	W	S	15	27	245	9.1	3	51	0	1	8	123.2
1/7/24	GB vs. CHI	W	S	27	32	316	9.9	2	59	0	1	8	128.6
11/17/24	GB @ CHI	W	S	13	17	261	15.4	1	60	1	1	1	113.0
1/5/25	GB vs. CHI	L	S	7	12	69	5.8	0	19	0	0	0	74.7
12/7/25	GB vs. CHI	W	S	17	25	234	9.4	3	45	1	1	14	120.7
12/20/25	GB @ CHI	L	S	8	13	77	5.9	0	20	0	0	0	78.0
TOTALS		4/2	6/6	87	126	1,202	9.5	9	60	2	4	31	--

JORDAN LOVE'S NFL REGULAR-SEASON PASSING/RUSHING STATISTICS

PASSING															RUSHING				
DATE	TEAM	GP	GS	ATT.	CMP.	PCT.	YDS	AVG.	TD	INT.	LG	SK	LST	RATE	NO.	YDS.	AVG.	LG	TD
2021	Packers	6	1	62	36	58.1	411	6.6	2	3	62t	3	23	68.7	12	27	2.3	10	0
2022	Packers	4	0	21	14	66.7	195	9.3	1	0	63t	0	0	112.2	1	-1	-1.0	0	0
2023	Packers	17	17	579	372	64.2	4,159	7.2	32	11	77	30	242	96.1	50	247	4.9	37	4
2024	Packers	15	15	425	268	63.1	3,389	8.0	25	11	70t	14	95	96.7	25	83	3.3	14	1
2025	Packers	15	15	439	291	66.3	3,381	7.7	23	6	59	21	169	101.2	47	199	4.2	25	0
TOTALS		57	48	1,526	981	64.3	11,535	7.6	83	31	77	68	529	96.8	135	555	4.1	37	5

JORDAN LOVE'S NFL POSTSEASON PASSING/RUSHING STATISTICS

PASSING															RUSHING				
DATE	TEAM	GP	GS	ATT.	CMP.	PCT.	YDS	AVG.	TD	INT.	LG	SK	LST	RATE	NO.	YDS.	AVG.	LG	TD
2023	Packers	2	2	55	37	67.3	466	8.5	5	2	46	0	0	108.6	6	2	0.3	3	0
2024	Packers	1	1	33	20	60.6	212	6.4	0	3	29	2	17	41.5	2	10	5.0	11	0
TOTALS		3	3	88	57	64.8	678	7.7	5	5	46	2	17	83.4	8	12	1.5	11	0

SINGLE-GAME HIGHS: QUARTERBACK

Pass Attempts	54 vs. Minnesota Vikings, Sep 29, 2024 44 vs. New Orleans Saints, Sep 24, 2023	Passer Rating	146.8 at Philadelphia Eagles, Nov 27, 2022 134.2 at Pittsburgh Steelers, Oct 26, 2025
Pass Completions	32 vs. Minnesota Vikings, Sep 29, 2024 31 at Dallas Cowboys, Sep 28, 2025	Rush Attempts	9 vs. New Orleans Saints, Sep 24, 2023 7 vs. Cincinnati Bengals, Oct 12, 2025
Yards Passing	389 vs. Minnesota Vikings, Sep 29, 2024 360 at Pittsburgh Steelers, Oct 26, 2025	Rushing Yards	39 at Detroit Lions, Nov 23, 2023 39 vs. New Orleans Saints, Sep 24, 2023
TD Passes	4 at Detroit Lions, Nov 27, 2025 4 vs. Arizona Cardinals, Oct 13, 2024 ...1 more at 4.	Rushing Average	4.3 vs. New Orleans Saints, Sep 24, 2023 3.7 vs. Cincinnati Bengals, Oct 12, 2025
Long Passes	77 at Las Vegas Raiders, Oct 09, 2023 70t at Philadelphia Eagles, Sep 06, 2024 84.4 vs. Chicago Bears, Jan 07, 2024 78.4 at Pittsburgh Steelers, Oct 26, 2025	Longest Runs	37 at Detroit Lions, Nov 23, 2023 26 at Las Vegas Raiders, Oct 09, 2023
Completion Percentage		Rushing TDs	1 at Chicago Bears, Nov 17, 2024 1 at Minnesota Vikings, Dec 31, 2023 ...3 more at 1.

2025 GXG REGULAR SEASON (PACKERS)

PASSING														RUSHING				
DATE	OPPONENT	P/S	ATT	CMP	YDS	PCT	Y/A	Y/C	TD	INT	LG	SK/YD	RATE	ATT	YDS	LG	TD	
09/07	Lions	S	22	16	188	72.7	8.5	11.8	2	0	48	0/0	128.6	3	4	3	0	
09/11	Commanders	S	31	19	292	61.3	9.4	15.4	2	0	57	2/23	113.9	3	12	14	0	
09/21	at Browns	S	25	18	183	72.0	7.3	10.2	1	1	34	5/34	89.2	4	18	10	0	
09/28	at Cowboys	S	43	31	337	72.1	7.8	10.9	3	0	46	1/12	118.1	3	28	25	0	
10/12	Bengals	S	26	19	259	73.1	10.0	13.6	1	1	35	1/3	101.3	7	26	7	0	
10/19	at Cardinals	S	29	19	179	65.5	6.2	9.4	1	0	22	1/11	93.9	4	22	12	0	
10/26	at Steelers	S	37	29	360	78.4	9.7	12.4	3	0	59	0/0	134.2	1	-1	-1	0	
11/02	Panthers	S	37	26	273	70.3	7.4	10.5	0	1	52	1/8	80.1	1	1	1	0	
11/10	Eagles	S	36	20	176	55.6	4.9	8.8	0	0	25	3/19	68.8	5	28	12	0	
11/16	at Giants	S	24	13	174	54.2	7.3	13.4	2	0	33	2/12	105.2	2	7	4	0	
11/23	Vikings	S	21	14	139	66.7	6.6	9.9	0	0	18	1/4	85.2	3	15	13	0	
11/27	at Lions	S	30	18	234	60.0	7.8	13.0	4	0	51t	0/0	124.2	5	4	5	0	
12/07	Bears	S	25	17	234	68.0	9.4	13.8	3	1	45t	1/14	120.7	1	-1	-1	0	
12/14	at Broncos	S	40	24	276	60.0	6.9	11.5	1	2	29	3/29	68.3	3	29	24	0	
12/20	at Bears	S	13	8	77	61.5	5.9	9.6	0	0	20	0/0	78.0	2	7	7	0	
12/27	Ravens		INACTIVE/INJURY															
01/04	at Vikings		DID NOT PLAY															
2025 TOTALS		15-15	439	291	3,381	66.3	7.7	11.6	23	6	59	21/169	101.2	47	199	25	0	



# ISAIAH MCDUFFIE

## 58

LINEBACKER  
BOSTON COLLEGE

Fifth NFL Season | Fifth Packers Season



Ht: 6-1 | Wt: 227 | Born: July 21, 1999 | NFL Games Played/Started: 80/38 | Acquired: D6b-21

### AT A GLANCE

- » Posted 22 tackles on special teams in his first four NFL seasons (2021-24), No. 2 on the team over that span behind LB Eric Wilson (33).
- » Started all 17 games in 2024 for the first time in his career and ranked No. 2 on the team with a career-high 94 tackles (43 solo) while adding a half-sack, three tackles for a loss, three QB hits (tied career high), a career-high three passes defended and a forced fumble.
- » Played in 16 games in 2023 and set career highs in solo tackles (52, tied for No. 3 on the team), tackles for a loss (five) and QB hits (three).
- » Saw action in all 17 games in 2022, posting 30 tackles (19 solo) on defense and tying for the team lead with a career-high 13 special teams tackles.
- » Earned second-team All-Atlantic Coast Conference honors in 2020 after ranking No. 5 in the nation and No. 2 in the ACC with a career-best 107 tackles (54 solo).
- » A two-way performer at linebacker and running back who played for his dad, head coach Stevenson McDuffie, at Bennett High School in Buffalo, N.Y. Was a three-time captain and finished with school records for single-season tackles (161), single-game tackles (29), career touchdowns (70) and career rushing yards (5,529).

**2025 SEASON:** Played in all 17 games with 12 starts, recording 80 tackles (41 solo), a sack, an interception, three tackles for a loss, three quarterback hits, a pass defended and six Next Gen Stat QB pressures on defense and 12 tackles on special teams (tied for No. 3 on the team)...Ranks No. 3 among Packers linebackers in tackles and NGS QB pressures.

**Vs. Detroit (Sept. 7):** Started and played 18 defensive snaps, recording three tackles (one solo). Also played 18 special teams snaps, recording a tackle.

**Vs. Washington (Sept. 11):** Started and played seven defensive snaps, recording a solo tackle. Also played 21 special teams snaps, recording a tackle.

**At Cleveland (Sept. 21):** Played 22 defensive snaps, registering five tackles (two solo) and a tackle for a loss. Also saw action on a team-high 19 special teams snaps and recorded a tackle.

**At Dallas (Sept. 28):** Appeared on 23 defensive snaps, recording two tackles (both solo). Also led the team with 26 snaps played on special teams, adding a tackle.

**Vs. Cincinnati (Oct. 12):** Appeared on six defensive snaps and registered an assisted tackle. Combined with S Evan Williams to stop RB Chase Brown for a loss of a yard in the fourth quarter. Led the team with 20 special teams snaps played.

**At Arizona (Oct. 19):** Started and played 32 defensive snaps, finishing tied for No. 3 on the team with seven tackles (three solo). Stopped QB Jacoby Brissett on a sneak to force a turnover on downs in the fourth quarter. Led the team with 20 special teams snaps played.

**At Pittsburgh (Oct. 26):** Appeared on 25 defensive snaps, registering four tackles (two solo), which tied for No. 4 on the team. Saw action on 25 special teams snaps (tied for No. 1 on the team) and recorded a season-high two tackles.

**Vs. Carolina (Nov. 2):** Started and appeared on 19 defensive snaps. Also tied a team high with 13 special teams snaps played.

**Vs. Philadelphia (Nov. 10):** Started and played 31 snaps on defense, recording four tackles (two solo). His two special teams tackles were a team high. Also tied for No. 1 on the team with 18 special teams snaps played.

**At N.Y. Giants (Nov. 16):** Started and played 53 defensive snaps, recording season bests of 11 tackles (five solo), a half-sack, a QB hit and two NGS QB pressures. His 11 total tackles led the team. Combined with DL Micah Parsons to record his first sack of the season when they brought down QB Jameis Winston for a loss of 7 yards to force a turnover on downs in the third quarter. Became the first Packer to post at least 11 tackles, a half-sack, a QB hit and two NGS QB pressures in a game since S Josh Jones against Cincinnati on Sept. 24, 2017. Also led the team with 19 special teams snaps played.

**Vs. Minnesota (Nov. 23):** Started and played all 44 defensive snaps, registering eight tackles (four solo), a half-sack, a QB hit, a NGS QB pressure, a pass defended and his first career interception. Picked off QB J.J. McCarthy in the fourth quarter on an overthrow pass to RB Aaron Jones Sr. to help seal the victory. Helped Green Bay's defense hold Minnesota's offense to just 145 net yards, the lowest amount of yardage allowed by the Packers in a game since Dec. 23, 2019. Minnesota's 52 net passing yards were the fewest allowed by Green Bay in a game since Sept. 18, 2022. Also saw action on six special teams snaps.

**At Detroit (Nov. 27):** Started and played all 63 defensive snaps (a season high), posting a team-high and season-high 12 tackles and tying a career high with seven solo tackles and two tackles for a loss. Of his 12 stops, eight came within 3 yards of the line of scrimmage (2, 0, 3, -1, -2, 3, -2, 0). Stopped RB Jahmyr Gibbs on consecutive runs in the third quarter to force a turnover on downs, helping set up a Green Bay touchdown two plays later on its ensuing offensive drive. Was the only player in the NFL to have at least 30 tackles, an interception and a sack from Weeks 11-13.

**Vs. Chicago (Dec. 7):** Started and appeared on 36 defensive snaps, registering five tackles (two solo). Four of his tackles came in the second half. Played 21 special teams snaps (tied team high) and posted a tackle on the opening kickoff.

**At Denver (Dec. 14):** Saw action on 26 defensive snaps and recorded a solo tackle, a QB hit and a NGS QB pressure. Pressured and hit QB Bo Nix on a third-quarter pass attempt, forcing an incomplection on a screen pass. Combined with DL Lukas Van Ness to bring down RB RJ Harvey short of the end zone on a two-point conversion attempt in the third quarter. Also played 20 special teams snaps (tied team high) and recorded a tackle on the opening kickoff.

**At Chicago (Dec. 20):** Started and played 26 defensive snaps, registering five assisted tackles, four of which came in the second half. Also appeared on a team-high 17 special teams snaps and posted a tackle on kickoff coverage in the third quarter.

**Vs. Baltimore (Dec. 27):** Started and appeared on 48 defensive snaps, posting six tackles (five solo) and a NGS QB pressure. Four of his six tackles came on Baltimore's first offensive drive. Pressured QB Tyler Huntley on a second-down pass attempt in the second quarter, forcing Huntley to scramble, which led to a sack by LB Quay Walker. Also saw action on 21 special teams snaps (tied for team high) and recorded a tackle on kickoff coverage in the third quarter.

**At Minnesota (Jan. 4):** Started and saw action on 26 defensive snaps, registering five tackles (four solo). Three of his five stops came within 3 yards of the line of scrimmage (1, 1, 0). Also played 12 special teams snaps.

REGULAR-SEASON COMPARISON: DEFENSIVE - CHICAGO BEARS

DATE	OPP	W/L	GP/GS	TACKLES					SACK	YDS.	INT	TFL	PD	QBH	MISC		
				TOT	SOLO	ASST									TD	FF	FR
9/18/22	GB vs. CHI	W	P	0	0	0	0.0	0.0	0	0	0	0	0	0	0	0	0
12/4/22	GB @ CHI	W	P	0	0	0	0.0	0.0	0	0	0	0	0	0	0	0	0
9/10/23	GB @ CHI	W	P	3	2	1	0.0	0.0	0	0	0	0	0	0	0	0	0
11/17/24	GB @ CHI	W	S	2	1	1	0.0	0.0	0	0	0	0	0	0	0	0	0
1/5/25	GB vs. CHI	L	S	3	0	3	0.0	0.0	0	0	0	0	0	0	0	0	0
12/7/25	GB vs. CHI	W	S	5	2	3	0.0	0.0	0	0	0	0	0	0	0	0	0
12/20/25	GB @ CHI	L	S	5	0	5	0.0	0.0	0	0	0	0	0	0	0	0	0
TOTALS		5/2	7/4	18	5	13	0.0	0.0	0	0	0	0	0	0	0	0	0

ISAIAH MCDUFFIE'S NFL REGULAR-SEASON DEFENSIVE STATISTICS

		TACKLES										INTERCEPTIONS										ST				MISC			
YEAR	TEAM	GP	GS	TK	S	A	TFL	YDS	SK	YDS	QBH	NO	YDS	LG	TD	PD	FF	FR	TD	YDS	TK	S	A	FF	FR	S	A		
2021	Packers	13	0	0	0	0	0	0.0	0.0	0.0	0	0	0	0	0	0	0	0	0	0	2	0	2	0	0	0	0	0	
2022	Packers	17	1	30	19	11	0	0.0	0.0	0.0	0	0	0	0	0	0	0	0	0	0	13	8	5	0	1	0	0	0	
2023	Packers	16	8	82	52	30	5	8	0.5	5.0	3	0	0	0	1	0	0	0	0	0	4	4	0	0	0	0	0	0	
2024	Packers	17	17	94	43	51	3	3	0.5	0.0	3	0	0	0	3	1	0	0	0	0	3	3	0	0	0	0	0	0	
2025	Packers	17	12	80	41	39	3	5	1.0	7.0	3	1	0	0	1	0	0	0	0	0	12	6	6	0	0	0	0	0	
NFL TOTALS		80	38	286	155	131	11	16	2.0	12.0	9	1	0	0	5	1	0	0	0	0	34	21	13	0	1	0	0	0	

ISAIAH MCDUFFIE'S NFL POSTSEASON DEFENSIVE STATISTICS

		TACKLES									INTERCEPTIONS									ST				MISC				
YEAR	TEAM	GP	GS	TK	S	A	TFL	YDS	SK	YDS	QBH	NO	YDS	LG	TD	PD	FF	FR	TD	YDS	TK	S	A	FF	FR	S	A	
2021	Packers	1	0	0	0	0	0	0	0.0	0.0	0	0	0	0	0	0	0	0	0	0	1	1	0	0	0	0	0	0
2023	Packers	2	1	4	3	1	0	0	0.0	0.0	0	0	0	0	0	0	0	0	0	0	2	2	0	0	0	0	0	0
2024	Packers	1	1	6	2	4	0	0	0.5	1.5	1	0	0	0	0	0	0	0	0	0	2	0	2	0	0	0	0	0
NFL TOTALS		4	2	10	5	5	0	0	0.5	1.5	1	0	0	0	0	0	0	0	0	0	5	3	2	0	0	0	0	0

SINGLE-GAME HIGHS: DEFENSIVE

Total Tackles	15 at Detroit Lions, Dec 05, 2024 12 at Detroit Lions, Nov 27, 2025 ...1 more at 12.
Solo Tackles	7 at Detroit Lions, Nov 27, 2025 7 vs. Miami Dolphins, Nov 28, 2024 ...3 more at 7.
Sacks	0.5 vs. Minnesota Vikings, Nov 23, 2025 0.5 at New York Giants, Nov 16, 2025 ...2 more at 0.5.
Passes Defensed	1 vs. Minnesota Vikings, Nov 23, 2025 1 vs. Miami Dolphins, Nov 28, 2024 ...3 more at 1.

Forced Fumbles	1 vs. Miami Dolphins, Nov 28, 2024
Tackles For Loss	2 vs. Los Angeles Rams, Nov 05, 2023 1 at Cleveland Browns, Sep 21, 2025 ...6 more at 1.
Interceptions	1 vs. Minnesota Vikings, Nov 23, 2025
Special Teams Tackles	2 vs. Philadelphia Eagles, Nov 10, 2025 2 at Pittsburgh Steelers, Oct 26, 2025 ...3 more at 2.

2025 GXG REGULAR SEASON (PACKERS)

DATE	OPPONENT	P/S	TK	S	A	SK	YDS	INT	PD	FF	FR
09/07	Lions	S	3	1	2	0.0	0.0	0	0	0	0
09/11	Commanders	S	1	1	0	0.0	0.0	0	0	0	0
09/21	at Browns	P	5	2	3	0.0	0.0	0	0	0	0
09/28	at Cowboys	P	2	2	0	0.0	0.0	0	0	0	0
10/12	Bengals	P	1	0	1	0.0	0.0	0	0	0	0
10/19	at Cardinals	S	7	3	4	0.0	0.0	0	0	0	0
10/26	at Steelers	P	4	2	2	0.0	0.0	0	0	0	0
11/02	Panthers	S	0	0	0	0.0	0.0	0	0	0	0
11/10	Eagles	S	4	2	2	0.0	0.0	0	0	0	0
11/16	at Giants	S	11	5	6	0.5	3.5	0	0	0	0
11/23	Vikings	S	8	4	4	0.5	3.5	1	1	0	0
11/27	at Lions	S	12	7	5	0.0	0.0	0	0	0	0
12/07	Bears	S	5	2	3	0.0	0.0	0	0	0	0
12/14	at Broncos	P	1	1	0	0.0	0.0	0	0	0	0
12/20	at Bears	S	5	0	5	0.0	0.0	0	0	0	0
12/27	Ravens	S	6	5	1	0.0	0.0	0	0	0	0
01/04	at Vikings	S	5	4	1	0.0	0.0	0	0	0	0
2025 TOTALS		17-12	80	41	39	1.0	7.0	1	1	0	0

# XAVIER MCKINNEY

## 29

SAFETY  
ALABAMA

Sixth NFL Season | Second Packers Season



Ht: 6-0 | Wt: 201 | Born: August 9, 1999 | NFL Games Played/Started: 82/79 | Acquired: UFA (NYG)-24

### AT A GLANCE

- » First name is pronounced ZAY-vier.
- » Earned first-team All-Pro honors from The Associated Press in his first season with Green Bay in 2024, becoming the first Packers safety to be named first-team All-Pro since 2000 and the first Packers DB to earn first-team honors since CB Charles Woodson in 2009.
- » Was also selected to his first career Pro Bowl last season and was named All-Pro by the NFL Players Association following a leaguewide vote.
- » Ranked No. 2 in the NFL with a career-high eight INTs last season, the most by a Packer since Woodson registered nine in 2009.
- » Became the first player in team history to register an INT in each of his first five games in a Green Bay uniform and tied for the longest streak in franchise history (Irv Comp in 1943).
- » Was the only NFL player to register 325-plus tackles (338), 15-plus INTs (16) and 35-plus passes defended (37) over the past four seasons (2021-24).
- » Played in 49 games with 46 starts for the N.Y. Giants (2020-23), leading the team with 277 tackles (179 solo) and nine INTs over that span while ranking No. 2 on the club with 27 passes defended.
- » As a junior at Alabama in 2019, earned first-team All-Southeastern Conference honors from the coaches and media and was named a semifinalist for the Jim Thorpe Award, presented annually to the nation's top defensive back.

**2025 SEASON:** Started all 16 contests he was active for, registering 102 tackles (51 solo), two interceptions (No. 2 on the team), two QB hits, a sack, a forced fumble, 10 passes defended (No. 2 on the team and tied for No. 6 among NFL safeties, Stathead.com) and two Next Gen Stat QB pressures...Also had five special teams tackles to pass his career high of three (2024)...Was one of seven NFL players to post 10-plus passes defended in at least four of the last five seasons (2021, 2023-25)...Recorded the second-most tackles of his career this season (116 in 2023)...Posted five-plus tackles in 14 games this season, tied for No. 4 among NFL safeties (Stathead.com).

**Vs. Detroit (Sept. 7):** Played all 67 snaps on defense, recording five tackles (three solo). Tied for the most tackles he has recorded in a Week 1 game in his career (at Tennessee, 2022). Also saw action on 10 special teams snaps and posted a tackle.

**Vs. Washington (Sept. 11):** Played all 69 defensive snaps as well as 12 special teams snaps. Posted three tackles (all solo) and a pass defended on defense. Late in the second quarter, with Washington at the Green Bay 40, tracked RB Austin Ekeler down the sideline and broke up the pass on a third-and-4.

**At Cleveland (Sept. 21):** One of three Packers to play all 66 defensive snaps, recording six tackles (two solo), a pass defended and an interception when he leaped in the air to intercept a deep pass down the sideline right before the half.

**At Dallas (Sept. 28):** Saw action on all 69 defensive snaps, recording six tackles (two solo). Also played 13 snaps on special teams, recording a tackle on kickoff coverage.

**Vs. Cincinnati (Oct. 12):** Played all 65 defensive snaps and posted five tackles (two solo). Also played 10 snaps on special teams, recording a tackle on kickoff coverage.

**At Arizona (Oct. 19):** One of three Packers to play all 76 defensive snaps and finished No. 2 on the team with eight tackles (two solo) and a pass defended when he leaped up and knocked the pass out of the back of the end zone on fourth-and-11 with six seconds to go in the game.

**At Pittsburgh (Oct. 26):** One of two players to see action on all 63 defensive snaps and led the team in tackles (seven) and solo tackles (six).

**Vs. Carolina (Nov. 2):** One of four Packers to play on all 58 defensive snaps, leading the team with nine tackles (three solo), a sack, a QB hit, a pass defended, a forced fumble and an interception when he picked off a pass in the back of the end zone early in the second quarter. Two plays before the interception, blitzed off the edge and beat the tight end to the inside to record a sack-forced fumble on QB Bryce Young. It was the first time in his career he recorded a sack and an interception in the same game and became the first Green Bay defensive back to register a sack, an INT and a forced fumble in a game since S Morgan Burnett (Week 2 at Carolina in 2011).

**Vs. Philadelphia (Nov. 10):** Played all 63 defensive snaps and led the team with seven tackles (four solo).

**At N.Y. Giants (Nov. 16):** Was the only Packer to play all 72 defensive snaps, recording five tackles (two solo) and a pass defended when he helped force an incomplection on an out route to WR Wan Dale Robinson on a third-and-3 early in the second quarter.

**Vs. Minnesota (Nov. 23):** Saw action on all 44 defensive snaps and registered three tackles (two solo).

**At Detroit (Nov. 27):** One of five Packers to play all 63 defensive snaps, recording five tackles (three solo), a pass defended, a QB hit and a NGS QB pressure. Also posted a tackle on special teams. Blitzed off the corner on a third-and-8 in the first quarter and hit QB Jared Goff as he was throwing to cause an incomplection and force a punt.

**Vs. Chicago (Dec. 7):** One of three Packers to see action on all 70 defensive snaps and finished No. 3 on the team with seven tackles (three solo).

**At Denver (Dec. 14):** One of two Packers to play all 68 defensive snaps, registering seven tackles (six solo) and tied his career high with three passes defended. Also posted a tackle on special teams. Four of his seven tackles on defense came on run plays within 3 yards of the line of scrimmage (3, 1, 3, 3).

**At Chicago (Dec. 20):** One of six Packers to see action on all 64 defensive snaps and tied for No. 3 on the team with six tackles (three solo) to go with a pass defended.

**Vs. Baltimore (Dec. 27):** One of three Packers to play all 76 defensive snaps, leading the team with a career-high--tying 13 tackles and tying for No. 1 on the team with six solo tackles. It was his first double-digit-tackle game since 2023.

**At Minnesota (Jan. 4):** Inactive (healthy scratch).



REGULAR-SEASON COMPARISON: DEFENSIVE - CHICAGO BEARS

DATE	OPP	W/L	GP/GS	TACKLES					SACK	YDS.	INT	TFL	PD	QBH	MISC		
				TOT	SOLO	ASST									TD	FF	FR
1/2/22	NYG @ CHI	L	S	6	4	2	0.0	0.0	0	0	0	1	0	0	0	0	0
10/2/22	NYG vs. CHI	W	S	4	1	3	0.0	0.0	0	0	0	0	0	0	0	0	0
11/17/24	GB @ CHI	W	S	9	6	3	0.0	0.0	0	0	0	0	0	0	0	0	0
1/5/25	GB vs. CHI	L	S	4	3	1	0.0	0.0	1	0	1	0	1	0	0	0	0
12/7/25	GB vs. CHI	W	S	7	3	4	0.0	0.0	0	0	0	0	0	0	0	0	0
12/20/25	GB @ CHI	L	S	6	3	3	0.0	0.0	0	0	0	1	0	0	0	0	0
TOTALS		3/3	6/6	36	20	16	0.0	0.0	1	0	3	0	0	0	0	0	0

XAVIER MCKINNEY'S NFL REGULAR-SEASON DEFENSIVE STATISTICS

		TACKLES										INTERCEPTIONS										ST				MISC	
YEAR	TEAM	GP	GS	TK	S	A	TFL	YDS	SK	YDS	QBH	NO	YDS	LG	TD	PD	FF	FR	TD	YDS	TK	S	A	FF	FR	S	A
2020	Giants	6	4	24	14	10	1	3	0.0	0.0	0	1	0	0	0	1	0	0	0	0	1	0	1	0	0	0	0
2021	Giants	17	16	93	59	34	1	2	0.0	0.0	0	5	64	41	1	10	0	0	0	0	0	0	0	0	0	0	0
2022	Giants	9	9	44	28	16	2	8	1.0	8.0	1	0	0	0	0	5	1	0	0	0	0	1	1	0	0	0	0
2023	Giants	17	17	116	78	38	2	2	0.5	3.0	1	3	22	18	0	11	1	2	0	0	0	0	0	0	0	0	0
2024	Packers	17	17	85	58	27	2	12	1.0	8.0	1	8	128	48	0	11	0	1	0	7	3	2	1	0	0	0	0
2025	Packers	16	16	102	51	51	0	0	1.0	0.0	2	2	0	0	0	10	1	0	0	0	5	3	2	0	0	0	0
NFL TOTALS		82	79	464	288	176	8	27	3.5	19.0	5	19	214	48	1	48	3	3	0	7	10	6	4	0	0	0	0

XAVIER MCKINNEY'S NFL POSTSEASON DEFENSIVE STATISTICS

		TACKLES										INTERCEPTIONS										ST				MISC	
YEAR	TEAM	GP	GS	TK	S	A	TFL	YDS	SK	YDS	QBH	NO	YDS	LG	TD	PD	FF	FR	TD	YDS	TK	S	A	FF	FR	S	A
2022	Giants	2	2	16	8	8	1	1	1.0	6.0	0	0	0	0	0	2	1	0	0	0	0	0	0	0	0	0	0
2024	Packers	1	1	5	2	3	0	0	0.0	0.0	0	0	0	0	0	0	0	0	0	0	0	0	0	0	0	0	0
NFL TOTALS		3	3	21	10	11	1	1	1.0	6.0	0	0	0	0	0	2	1	0	0	0	0	0	0	0	0	0	0

SINGLE-GAME HIGHS: DEFENSIVE

Total Tackles	13 vs. Baltimore Ravens, Oct 27, 2025 13 at Washington Commanders, Nov 19, 2023
Solo Tackles	8 at Washington Commanders, Nov 19, 2023 8 at Dallas Cowboys, Nov 12, 2023
Sacks	1.0 vs. Carolina Panthers, Nov 02, 2025 1.0 vs. Houston Texans, Oct 20, 2024 ...1 more at 1.0.
Passes Defensed	3 at Denver Broncos, Dec 14, 2025 3 vs. Philadelphia Eagles, Jan 07, 2024
Forced Fumbles	1 vs. Carolina Panthers, Nov 02, 2025 1 at Miami Dolphins, Oct 08, 2023 ...1 more at 1.
Fumble Recoveries	1 at Los Angeles Rams, Oct 06, 2024 1 vs. Green Bay Packers, Dec 11, 2023 ...1 more at 1.

Tackles For Loss	1 vs. Houston Texans, Oct 20, 2024 1 vs. Indianapolis Colts, Sep 15, 2024 ...6 more at 1.
Interceptions	2 vs. Philadelphia Eagles, Jan 07, 2024 2 vs. Las Vegas Raiders, Nov 07, 2021 ...1 more at 2.
Interception Return Yards	41 vs. Las Vegas Raiders, Nov 07, 2021 28 at Los Angeles Rams, Oct 06, 2024
Special Teams Tackles	1 at Denver Broncos, Dec 14, 2025 1 at Detroit Lions, Nov 27, 2025 ...8 more at 1.
Longest Opp Fumble Return	7 at Los Angeles Rams, Oct 06, 2024

2025 GXG REGULAR SEASON (PACKERS)

DATE	OPPONENT	P/S	TK	S	A	SK	YDS	INT	PD	FF	FR
09/07	Lions	S	5	3	2	0.0	0.0	0	0	0	0
09/11	Commanders	S	3	3	0	0.0	0.0	0	1	0	0
09/21	at Browns	S	6	2	4	0.0	0.0	1	1	0	0
09/28	at Cowboys	S	6	2	4	0.0	0.0	0	0	0	0
10/12	Bengals	S	5	2	3	0.0	0.0	0	0	0	0
10/19	at Cardinals	S	8	2	6	0.0	0.0	0	1	0	0
10/26	at Steelers	S	7	6	1	0.0	0.0	0	0	0	0
11/02	Panthers	S	9	3	6	1.0	0.0	1	1	1	0
11/10	Eagles	S	7	4	3	0.0	0.0	0	0	0	0
11/16	at Giants	S	5	2	3	0.0	0.0	0	1	0	0
11/23	Vikings	S	3	1	2	0.0	0.0	0	0	0	0
11/27	at Lions	S	5	3	2	0.0	0.0	0	1	0	0
12/07	Bears	S	7	3	4	0.0	0.0	0	0	0	0
12/14	at Broncos	S	7	6	1	0.0	0.0	0	3	0	0
12/20	at Bears	S	6	3	3	0.0	0.0	0	1	0	0
12/27	Ravens	S	13	6	7	0.0	0.0	0	0	0	0
01/04	at Vikings	INACTIVE									
2025 TOTALS		16-16	102	51	51	1.0	0.0	2	10	1	0

# BRANDON MCMANUS 17

KICKER  
TEMPLE

12th NFL Season | Second Packers Season



Ht: 6-3 | Wt: 201 | Born: July 25, 1991 | NFL Games Played/Started: 186/0 | Acquired: FA-24

## AT A GLANCE

- » Ranks tied for No. 3 in the NFL in field goals (297), No. 3 in points scored (1,265), tied for No. 4 in FGs of 50-plus yards (51) and No. 3 in extra-point percentage (97.4, 374 of 384) since 2014.
- » Ranked No. 2 in the NFL last season in FG percentage (95.2, 20 of 21), the second-best single-season mark in team history (min. one attempt per game) and the top mark among Green Bay kickers with 20-plus attempts in a season.
- » In 2024, became the first kicker in NFL history to make a game-winning FG as time expired in both of his first two games with a team (45-yarder vs. Houston in Week 7, 24-yarder at Jacksonville in Week 8).
- » Spent nine seasons with the Denver Broncos (2014-22) and ranks No. 2 in their franchise history in field goals (223), FG percentage (81.4) and points scored (946).
- » Made all 10 of his FG attempts in Denver's three games in a 2015 playoff run that was capped off with a Super Bowl 50 win, tied for the fourth most in NFL history in a single postseason.
- » Appeared in all 49 games during his four seasons at Temple (2009-12), finishing his career ranked No. 1 in school history in points (338), field goals (60), extra points (158) and punting average (45.3).

**2025 SEASON:** Played in 13 games, connecting on 24 of 30 field-goal attempts (80.0 pct.) and 32 of 33 extra points (97.0 pct.)...Also registered two tackles on special teams...Ended the regular season with a streak of 20 consecutive made extra points...Was inactive (right quadricep) for three games (Weeks 6, 7 and 11).

**Vs. Detroit (Sept. 7):** Made two field goals (34, 38) and all three extra points. Connected on a 34-yard FG in the first quarter and added a 38-yard FG in the fourth quarter. Extended his consecutive field goals made streak to 17.

**Vs. Washington (Sept. 11):** Connected on 2 of 3 FGs and all three extra points, recording a season-long 56-yard FG in the fourth quarter.

**At Cleveland (Sept. 21):** Connected on a 39-yard FG in the second quarter and converted his lone extra point.

**At Dallas (Sept. 28):** Made both field goals (53, 34), converted four of five extra points and recorded a team-high two tackles on kickoff coverage. Connected on a 53-yard FG as time expired in regulation to send the game to overtime. Also converted on a 34-yard FG in overtime as time expired to tie the game at 40.

**Vs. Cincinnati (Oct. 12):** Inactive (right quadricep).

**At Arizona (Oct. 19):** Inactive (right quadricep).

**At Pittsburgh (Oct. 26):** Made two field goals (28, 25) and converted all three extra points.

**Vs. Carolina (Nov. 2):** Made two field goals (49, 27) and converted his lone extra point.

**Vs. Philadelphia (Nov. 10):** Converted his lone extra point.

**At N.Y. Giants (Nov. 16):** Inactive (right quadricep).

**Vs. Minnesota (Nov. 23):** Connected on all three field goals (32, 30, 40) and both extra points. Made a 30-yard FG and a 40-yard FG in the fourth quarter to extend Green Bay's lead from 11 points to 17.

**At Detroit (Nov. 27):** Connected on a 45-yard FG in the first quarter and converted all four extra points.

**Vs. Chicago (Dec. 7):** Made all four extra points, extending his streak of consecutive extra points made to 14.

**At Denver (Dec. 14):** Connected on all four field goals (53, 26, 35, 37) and both extra points, extending his streak of consecutive extra points made to 16. His four made field goals were a season high, and his most in a game since Dec. 31, 2023.

**At Chicago (Dec. 20):** Made all three field goals (26, 22, 28) and his lone extra point, extending his streak of consecutive extra points made to 17. His seven made field goals in Weeks 15-16 were his most in a two-game stretch since 2021 (Weeks 2-3).

**Vs. Baltimore (Dec. 27):** Connected on a 24-yard FG in the third quarter and made all three extra points, extending his streak of consecutive extra points made to 20.

**At Minnesota (Jan. 4):** Connected on a 24-yard FG as time expired in the fourth quarter.

## REGULAR-SEASON COMPARISON: KICKING - CHICAGO BEARS

DATE	OPP	W/L	GP/GS	FGM	FGA	PCT	LONG	XPM	XPA	PTS	1-19	20-29	30-39	40-49	50+	KO	TB
11/22/15	DEN @ CHI	L	P	1	1	100%	24	2	2	5	0-0	1-1	0-0	0-0	0-0	3	1
9/15/19	CHI @ DEN	L	P	2	2	100%	43	0	0	0	0-0	0-0	1-1	0-0	0-0	4	4
11/17/24	GB @ CHI	L	P	0	0	0%	0	2	2	2	0-0	0-0	0-0	0-0	0-0	4	2
11/17/25	CHI @ GB	L	P	3	3	100%	55	1	1	10	0-0	0-0	0-0	0-0	1-1	6	2
12/7/25	CHI @ GB	L	P	0	0	0%	0	4	4	4	0-0	0-0	0-0	0-0	0-0	5	0
12/20/25	GB @ CHI	L	P	3	3	100%	28	1	1	10	0-0	1-1	0-0	0-0	0-0	5	1
<b>TOTALS</b>		<b>0/6</b>	<b>6/0</b>	<b>9</b>	<b>9</b>	<b>100%</b>	<b>55</b>	<b>10</b>	<b>10</b>	<b>31</b>	<b>0-0</b>	<b>2-2</b>	<b>1-1</b>	<b>0-0</b>	<b>1-1</b>	<b>27</b>	<b>10</b>



**BRANDON MCMANUS' NFL REGULAR-SEASON KICKING STATISTICS**

DATE	TEAM	GP	FGM	FGA	PCT.	LG	XP	XPA	PCT.	BLK	PTS
2014	Broncos	15	9	13	69.2	44	41	41	100.0	0	68
2015	Broncos	16	30	35	85.7	57	35	36	97.2	0	125
2016	Broncos	16	29	34	85.3	55	32	33	97.0	0	119
2017	Broncos	16	24	32	75.0	53	27	27	100.0	2	99
2018	Broncos	16	20	25	80.0	53	35	35	100.0	0	95
2019	Broncos	16	29	34	85.3	53	25	26	96.2	0	112
2020	Broncos	15	28	34	82.4	58	24	27	88.9	2	108
2021	Broncos	17	26	31	83.9	61	33	34	97.1	1	111
2022	Broncos	17	28	36	77.8	55	25	27	92.6	2	109
2023	Jaguars	17	30	37	81.1	56	35	35	100.0	1	125
2024	Packers	11	20	21	95.2	55	30	30	100.0	0	90
2025	Packers	14	24	30	80.0	56	32	33	97.0	1	104
NFL TOTALS		186	297	362	82.0	61	374	384	97.4	9	1,265

**BRANDON MCMANUS' NFL POSTSEASON KICKING STATISTICS**

DATE	TEAM	GP	FGM	FGA	PCT.	LG	XP	XPA	PCT.	BLK	PTS
2014	Broncos	1	0	0	0.0	0	0	0	0.0	0	0
2015	Broncos	3	10	10	100.0	52	3	3	100.0	0	33
2024	Packers	1	1	2	50.0	26	1	1	100.0	0	4
NFL TOTALS		5	11	12	91.7	52	4	4	100.0	0	37

**BRANDON MCMANUS' NFL REGULAR-SEASON FIELD-GOAL ACCURACY STATISTICS**

DATE	TEAM	1-19	PCT.	20-29	PCT.	30-39	PCT.	40-49	PCT.	50+	PCT.
2014	Broncos	0-0	0.0	5-5	100.0	2-3	66.7	2-3	66.7	0-2	0.0
2015	Broncos	0-0	0.0	12-12	100.0	8-8	100.0	5-8	62.5	5-7	71.4
2016	Broncos	0-0	0.0	9-9	100.0	10-10	100.0	7-9	77.8	3-6	50.0
2017	Broncos	0-0	0.0	6-8	75.0	11-12	91.7	4-6	66.7	3-6	50.0
2018	Broncos	0-0	0.0	5-5	100.0	6-6	100.0	7-7	100.0	2-7	28.6
2019	Broncos	0-0	0.0	6-6	100.0	9-9	100.0	10-12	83.3	4-7	57.1
2020	Broncos	0-0	0.0	6-6	100.0	4-5	80.0	8-8	100.0	10-15	66.7
2021	Broncos	0-0	0.0	7-8	87.5	6-6	100.0	8-8	100.0	5-9	55.6
2022	Broncos	0-0	0.0	6-7	85.7	4-6	66.7	10-10	100.0	8-13	61.5
2023	Jaguars	0-0	0.0	4-4	100.0	10-10	100.0	11-13	84.6	5-10	50.0
2024	Packers	0-0	0.0	5-5	100.0	9-9	100.0	3-4	75.0	3-3	100.0
2025	Packers	0-0	0.0	10-10	100.0	8-8	100.0	3-7	42.9	3-5	60.0
NFL TOTALS		0-0	0.0	81-85	95.3	87-92	94.6	78-95	82.1	51-90	56.7

**BRANDON MCMANUS' NFL POSTSEASON FIELD-GOAL ACCURACY STATISTICS**

DATE	TEAM	1-19	PCT.	20-29	PCT.	30-39	PCT.	40-49	PCT.	50+	PCT.
2014	Broncos	0-0	0.0	0-0	0.0	0-0	0.0	0-0	0.0	0-0	0.0
2015	Broncos	0-0	0.0	1-1	100.0	4-4	100.0	3-3	100.0	2-2	100.0
2024	Packers	0-0	0.0	1-1	100.0	0-1	0.0	0-0	0.0	0-0	0.0
NFL TOTALS		0-0	0.0	2-2	100.0	4-5	80.0	3-3	100.0	2-2	100.0

**SINGLE-GAME HIGHS: KICKER**

Field Goals Made	4 at Denver Broncos, Dec 14, 2025 4 vs. Carolina Panthers, Dec 31, 2023 ...6 more at 4.
Field Goal Attempts	6 vs. Las Vegas Raiders, Jan 03, 2021 5 vs. Indianapolis Colts, Sep 18, 2016 ...2 more at 5.
Longest Field Goals Made	61 at Los Angeles Chargers, Jan 02, 2022 58 vs. New Orleans Saints, Nov 29, 2020 70 vs. Las Vegas Raiders, Jan 03, 2021 64 vs. Philadelphia Eagles, Nov 10, 2025 ...2 more at 64.
PATs Made	6 at Arizona Cardinals, Oct 18, 2018 6 vs. Dallas Cowboys, Sep 17, 2017 ...1 more at 6.
PAT Attempts	6 at Arizona Cardinals, Oct 18, 2018 6 vs. Dallas Cowboys, Sep 17, 2017 ...1 more at 6.

Points	14 at Denver Broncos, Dec 14, 2025 14 vs. Carolina Panthers, Dec 31, 2023 ...3 more at 14.
Special Teams Tackles	2 at Dallas Cowboys, Sep 28, 2025 1 vs. New Orleans Saints, Dec 23, 2024 ...11 more at 1.
Kickoff Average	67.6 at Cincinnati Bengals, Dec 22, 2014 67.3 vs. Green Bay Packers, Nov 01, 2015 100.0 vs. San Francisco 49ers, Nov 24, 2024 100.0 vs. Detroit Lions, Dec 12, 2021 ...7 more at 100.0.
Extra Point Attempt Percentage	100.0 at Denver Broncos, Dec 14, 2025 100.0 vs. Carolina Panthers, Dec 31, 2023 ...3 more at 100.0.
Field Goal Percentage	100.0 at Denver Broncos, Dec 14, 2025 100.0 vs. Carolina Panthers, Dec 31, 2023 ...3 more at 100.0.
Touchbacks	8 at New York Jets, Oct 01, 2020 8 vs. Arizona Cardinals, Oct 05, 2014

2025 GXG REGULAR SEASON (PACKERS)

		FIELD GOALS				EXTRA POINTS					
DATE	OPPONENT		FGM	FGA	PCT	LG	XP	XPA	PCT	BLK	PTS
09/07	Lions	P	2	2	100.0	38	3	3	100.0	0	9
09/11	Commanders	P	2	3	66.7	56	3	3	100.0	0	9
09/21	at Browns	P	1	2	50.0	39	1	1	100.0	0	4
09/28	at Cowboys	P	2	2	100.0	53	4	5	80.0	1	10
10/12	Bengals					INACTIVE/INJURY					
10/19	at Cardinals					INACTIVE/INJURY					
10/26	at Steelers	P	2	4	50.0	28	3	3	100.0	0	9
11/02	Panthers	P	2	3	66.7	49	1	1	100.0	0	7
11/10	Eagles	P	0	1	0.0	0	1	1	100.0	0	1
11/16	at Giants					INACTIVE/INJURY					
11/23	Vikings	P	3	3	100.0	40	2	2	100.0	0	11
11/27	at Lions	P	1	1	100.0	45	4	4	100.0	0	7
12/07	Bears	P	0	0	0.0	0	4	4	100.0	0	4
12/14	at Broncos	P	4	4	100.0	53	2	2	100.0	0	14
12/20	at Bears	P	3	3	100.0	28	1	1	100.0	0	10
12/27	Ravens	P	1	1	100.0	24	3	3	100.0	0	6
01/04	at Vikings	P	1	1	100.0	24	0	0	0.0	0	3
2025 TOTALS		14	24	30	80.0	56	32	33	97.0	1	104





# BO MELTON 16

CORNERBACK  
RUTGERS

Second NFL Season | Second Packers Season



Ht: 5-11 | Wt: 189 | Born: May 18, 1999 | NFL Games Played/Started: 38/2 | Acquired: FA-22 (PS-Sea.)

## AT A GLANCE

- » Picked up a first down on 18 of his 24 receptions from 2023-24, a 75.0 percentage that leads the team among players with 20-plus catches in that span.
- » Appeared in five games with one start for the Packers in 2023, posting 16 receptions for 218 yards (13.6 avg.) and a TD along with three carries for 21 yards (7.0 avg.).
- » Made his first NFL start at Minnesota in Week 17 in 2023 and posted a career-high six catches for a career-best 105 yards (17.5 avg.) and a TD, becoming the first Packer to post 100-plus receiving yards and a receiving TD in his first NFL start since WR Jarrett Boykin in 2013.
- » Was signed to Green Bay's active roster from Seattle's practice squad on Dec. 27, 2022.
- » Was selected by the Seahawks in the seventh round (No. 229 overall) of the 2022 NFL Draft, the first WR from Rutgers to be drafted since Leonte Carroo (third round) by the Miami Dolphins in 2016.
- » Appeared in 56 games with 42 starts in five seasons at Rutgers (2017-21), finishing his career ranked No. 3 in school history in games played, No. 6 in receptions (164), tied for No. 8 in 100-yard receiving games (five) and No. 10 in receiving yards (2,011).

**2025 SEASON:** Played in 16 games with one start, recording four tackles on special teams and a career-best 24.6-yard average on 19 kickoff returns...Also saw action on offense, recording 107 yards and a touchdown on four receptions (26.8 avg.) and 35 yards on five carries (7.0 avg.)...Was sidelined in Week 2 due to a shoulder injury.

**Vs. Detroit (Sept. 7):** Appeared on 12 special teams snaps before leaving the game in the third quarter with a shoulder injury.

**Vs. Washington (Sept. 11):** Inactive (shoulder).

**At Cleveland (Sept. 21):** Played three offensive snaps and 13 special teams snaps.

**At Dallas (Sept. 28):** Tied for No. 2 on the team with 20 snaps played on special teams. Returned two kickoffs for 60 yards (30.0 avg.).

**Vs. Cincinnati (Oct. 12):** Played 15 snaps on special teams and one snap on offense, posting a 36-yard kick return and a 3-yard run. Also recorded a tackle on special teams.

**At Arizona (Oct. 19):** Played 14 special teams snaps, posting a 21.5-yard average on a pair of kickoff returns.

**At Pittsburgh (Oct. 26):** Played a snap on offense and 14 special teams snaps. Returned a kickoff for 22 yards (22.0 avg.) and posted a tackle on punt coverage.

**Vs. Carolina (Nov. 2):** Saw action on two offensive snaps and six special teams snaps.

**Vs. Philadelphia (Nov. 10):** Played a season-high 26 offensive snaps and registered his first catches of the season, posting two receptions for 28 yards (14.0 avg.). Both of his catches came in the fourth quarter and resulted in first downs, including an 18-yard reception on Green Bay's final offensive possession. Also saw action on 14 special teams snaps.

**At N.Y. Giants (Nov. 16):** Played two snaps on offense, recording a first down on a career-long 17-yard run in the first quarter. Also played 10 special teams snaps and posted a tackle on punt coverage in the first quarter.

**Vs. Minnesota (Nov. 23):** Played an offensive snap and nine snaps on special teams.

**At Detroit (Nov. 27):** Played 17 offensive snaps, posting 15 yards on two carries (7.5 avg.). Recorded a 14-yard run for a first down in the third quarter on a drive that ended with a Green Bay touchdown. Also appeared on nine special teams snaps, posting career highs of four kickoff returns for 95 yards (23.8 avg.).

**Vs. Chicago (Dec. 7):** Appeared on nine offensive snaps, posting a career-long 45-yard reception for a touchdown in the second quarter, Green Bay's second-longest touchdown pass of the season. Also saw action on 11 special teams snaps, recording a 30-yard kickoff return in the third quarter.

**At Denver (Dec. 14):** Played nine offensive snaps, recording a rush for no gain. Also appeared on nine special teams snaps.

**At Chicago (Dec. 20):** Saw action on an offensive snap and nine special teams snaps, posting a 29-yard return on the opening kickoff.

**Vs. Baltimore (Dec. 27):** Appeared on 17 offensive snaps, registering a 34-yard reception. Also played 11 special teams snaps, matching career highs with four kickoff returns for 95 yards (23.8 avg.). His 129 combined net yards were a career high.

**At Minnesota (Jan. 4):** Played 13 offensive snaps in his first start of the season. Also appeared on nine special teams snaps, recording a tackle on punt coverage in the second quarter before sustaining a knee injury on the play that kept him out for the remainder of the game.

## REGULAR-SEASON COMPARISON: DEFENSIVE - CHICAGO BEARS

DATE	OPP	W/L	GP/GS	TACKLES				SACK	YDS.	INT	TFL	PD	QBH	MISC	
				TOT	SOLO	ASST								TD	FF
1/7/24	GB vs. CHI	W	P	0	0	0	0.0	0.0	0	0	0	0	0	0	0
11/17/24	GB @ CHI	W	P	0	0	0	0.0	0.0	0	0	0	0	0	0	0
1/5/25	GB vs. CHI	L	P	0	0	0	0.0	0.0	0	0	0	0	0	0	0
12/7/25	GB vs. CHI	W	P	0	0	0	0.0	0.0	0	0	0	0	0	0	0
12/20/25	GB @ CHI	L	P	0	0	0	0.0	0.0	0	0	0	0	0	0	0
TOTALS		3/2	5/0	0	0	0	0.0	0.0	0	0	0	0	0	0	0

## REGULAR-SEASON COMPARISON: RECEIVING - CHICAGO BEARS

DATE	OPP	W/L	GP/GS	REC	YDS.	AVG.	TD	LG	TGTS	YAC
1/7/24	GB vs. CHI	W	P	5	62	12.4	0	24	7	15
11/17/24	GB @ CHI	W	P	0	0	0	0	0	0	0
1/5/25	GB vs. CHI	L	P	0	0	0	0	0	0	0
12/7/25	GB vs. CHI	W	P	1	45	45.0	1	45t	2	1
12/20/25	GB @ CHI	L	P	0	0	0	0	0	0	0
TOTALS		3/2	5/0	6	107	17.8	1	45t	9	16





## BO MELTON'S NFL REGULAR-SEASON DEFENSIVE STATISTICS

YEAR	TEAM	TACKLES										INTERCEPTIONS										ST			MISC		
		GP	GS	TK	S	A	TFL	YDS	SK	YDS	QBH	NO	YDS	LG	TD	PD	FF	FR	TD	YDS	TK	S	A	FF	FR	S	A
2023	Packers	5	1	0	0	0	0	0	0.0	0.0	0	0	0	0	0	0	0	0	0	1	1	0	0	0	0	0	0
2024	Packers	17	0	0	0	0	0	0	0.0	0.0	0	0	0	0	0	0	0	1	0	3	1	2	0	1	0	0	0
2025	Packers	16	1	0	0	0	0	0	0.0	0.0	0	0	0	0	0	0	0	0	0	4	2	0	0	0	0	0	0
NFL TOTALS		38	2	0	0	0	0	0	0.0	0.0	0	0	0	0	0	0	0	1	0	8	4	4	0	1	0	0	0

## BO MELTON'S NFL REGULAR-SEASON RUSHING/RECEIVING STATISTICS

DATE	TEAM	GP	GS	RECEIVING					RUSHING					
				NO.	YDS.	AVG.	LG	TD	NO.	YDS.	AVG.	LG	TD	
2023	Packers	5	1	16	218	13.6	37	1	3	21	7.0	12	0	
2024	Packers	17	0	8	91	11.4	28	0	8	54	6.8	16	0	
2025	Packers	16	1	4	107	26.8	45t	1	5	35	7.0	17	0	
NFL TOTALS		38	2	28	416	14.9	45t	2	16	110	6.9	17	0	

## BO MELTON'S NFL POSTSEASON RUSHING/RECEIVING STATISTICS

DATE	TEAM	GP	GS	RECEIVING					RUSHING					
				NO.	YDS.	AVG.	LG	TD	NO.	YDS.	AVG.	LG	TD	
2023	Packers	2	0	2	26	13.0	19t	1	0	0	0.0	0	0	
2024	Packers	1	0	1	16	16.0	16	0	0	0	0.0	0	0	
NFL TOTALS		3	0	3	42	14.0	19t	1	0	0	0.0	0	0	

## BO MELTON'S NFL REGULAR-SEASON RETURN STATISTICS

DATE	TEAM	KICKOFF RETURNS					PUNT RETURNS					
		RET.	YDS.	AVG.	LG	TD	NO.	FC	YDS.	AVG.	LG	TD
2023	Packers	0	0	0.0	0	0	0	0	0	0.0	0	0
2024	Packers	1	15	15.0	15	0	0	0	0	0.0	0	0
2025	Packers	19	467	24.6	36	0	0	0	0	0.0	0	0
NFL TOTALS		20	482	24.1	36	0	0	0	0	0.0	0	0

## BO MELTON'S NFL POSTSEASON RETURN STATISTICS

DATE	TEAM	KICKOFF RETURNS					PUNT RETURNS					
		RET.	YDS.	AVG.	LG	TD	NO.	FC	YDS.	AVG.	LG	TD
2023	Packers	0	0	0.0	0	0	0	0	0	0.0	0	0
2024	Packers	0	0	0.0	0	0	0	0	0	0.0	0	0
NFL TOTALS		0	0	0.0	0	0	0	0	0	0.0	0	0

## SINGLE-GAME HIGHS: DEFENSIVE

Special Teams Tackles

1 at Minnesota Vikings, Dec 31, 2023

## SINGLE-GAME HIGHS: RUSHING/RECEIVING

**Rush Attempts**  
2 at Detroit Lions, Nov 27, 2025  
2 vs. Arizona Cardinals, Oct 13, 2024  
...2 more at 2.

**Rushing Yards**  
27 vs. Arizona Cardinals, Oct 13, 2024  
17 at New York Giants, Nov 16, 2025  
17 at New York Giants, Nov 16, 2025  
16 vs. Arizona Cardinals, Oct 13, 2024  
...1 more at 16.

**Receptions**  
6 at Minnesota Vikings, Dec 31, 2023  
5 vs. Chicago Bears, Jan 07, 2024

**Receiving Yards**  
105 at Minnesota Vikings, Dec 31, 2023  
62 vs. Chicago Bears, Jan 07, 2024

**Receiving Average**  
17.5 at Minnesota Vikings, Dec 31, 2023  
12.4 vs. Chicago Bears, Jan 07, 2024

**Longest Receptions**  
45t vs. Chicago Bears, Dec 07, 2025  
37 at Minnesota Vikings, Dec 31, 2023

**Receiving TDs**  
1 at Minnesota Vikings, Dec 31, 2023

**Kickoff Returns**  
4 vs. Baltimore Ravens, Dec 27, 2025  
4 at Detroit Lions, Nov 27, 2025

**Kickoff Return Yards**  
95 vs. Baltimore Ravens, Dec 27, 2025  
95 at Detroit Lions, Nov 27, 2025

**Longest Kickoff Return**  
36 vs. Cincinnati Bengals, Oct 12, 2025  
30 vs. Chicago Bears, Dec 07, 2025  
...2 more at 30.

**Kickoff Return Average**  
23.8 vs. Baltimore Ravens, Dec 27, 2025  
23.8 at Detroit Lions, Nov 27, 2025

**Special Teams Tackles**  
1 at Minnesota Vikings, Dec 31, 2023

**Most TDs**  
1 vs. Chicago Bears, Dec 07, 2025  
1 at Minnesota Vikings, Dec 31, 2023

**Scrimmage Yards**  
105 at Minnesota Vikings, Dec 31, 2023  
76 vs. Chicago Bears, Jan 07, 2024

2025 GXG REGULAR SEASON (PACKERS)

DATE	OPPONENT	P/S	TK	S	A	SK	YDS	INT	PD	FF	FR
09/07	Lions	P	0	0	0	0.0	0.0	0	0	0	0
09/11	Commanders		INACTIVE/INJURY								
09/21	at Browns	P	0	0	0	0.0	0.0	0	0	0	0
09/28	at Cowboys	P	0	0	0	0.0	0.0	0	0	0	0
10/12	Bengals	P	0	0	0	0.0	0.0	0	0	0	0
10/19	at Cardinals	P	0	0	0	0.0	0.0	0	0	0	0
10/26	at Steelers	P	0	0	0	0.0	0.0	0	0	0	0
11/02	Panthers	P	0	0	0	0.0	0.0	0	0	0	0
11/10	Eagles	P	0	0	0	0.0	0.0	0	0	0	0
11/16	at Giants	P	0	0	0	0.0	0.0	0	0	0	0
11/23	Vikings	P	0	0	0	0.0	0.0	0	0	0	0
11/27	at Lions	P	0	0	0	0.0	0.0	0	0	0	0
12/07	Bears	P	0	0	0	0.0	0.0	0	0	0	0
12/14	at Broncos	P	0	0	0	0.0	0.0	0	0	0	0
12/20	at Bears	P	0	0	0	0.0	0.0	0	0	0	0
12/27	Ravens	P	0	0	0	0.0	0.0	0	0	0	0
01/04	at Vikings	S	0	0	0	0.0	0.0	0	0	0	0
2025 TOTALS		16-1	0	0	0	0.0	0.0	0	0	0	0

2025 GXG REGULAR SEASON (PACKERS)

DATE	OPPONENT	P/S	RECEIVING					RUSHING					
			NO.	YDS.	AVG.	LG	TD	NO.	YDS.	AVG.	LG	TD	
09/07	Lions	P	0	0	0.0	0	0	0	0	0.0	0	0	
09/11	Commanders		INACTIVE/INJURY										
09/21	at Browns	P	0	0	0.0	0	0	0	0	0.0	0	0	
09/28	at Cowboys	P	0	0	0.0	0	0	0	0	0.0	0	0	
10/12	Bengals	P	0	0	0.0	0	0	1	3	3.0	3	0	
10/19	at Cardinals	P	0	0	0.0	0	0	0	0	0.0	0	0	
10/26	at Steelers	P	0	0	0.0	0	0	0	0	0.0	0	0	
11/02	Panthers	P	0	0	0.0	0	0	0	0	0.0	0	0	
11/10	Eagles	P	2	28	14.0	18	0	0	0	0.0	0	0	
11/16	at Giants	P	0	0	0.0	0	0	1	17	17.0	17	0	
11/23	Vikings	P	0	0	0.0	0	0	0	0	0.0	0	0	
11/27	at Lions	P	0	0	0.0	0	0	2	15	7.5	14	0	
12/07	Bears	P	1	45	45.0	45t	1	0	0	0.0	0	0	
12/14	at Broncos	P	0	0	0.0	0	0	1	0	0.0	0	0	
12/20	at Bears	P	0	0	0.0	0	0	0	0	0.0	0	0	
12/27	Ravens	P	1	34	34.0	34	0	0	0	0.0	0	0	
01/04	at Vikings	S	0	0	0.0	0	0	0	0	0.0	0	0	
2025 TOTALS			16-1	4	107	26.8	45t	1	5	35	7.0	17	0



2025 GXG REGULAR SEASON (PACKERS)

KICKOFF RETURNS								PUNT RETURNS								
DATE	OPPONENT	P/S	RET	YDS	AVG	LG	TD	NO	FC	YDS	AVG	LG	TD	W/L	SCORE	
09/07	Lions	P	0	0	0.0	0	0	0	0	0	0.0	0	0	W	27-13	
09/11	Commanders		INACTIVE/INJURY												W	27-18
09/21	at Browns	P	0	0	0.0	0	0	0	0	0	0.0	0	0	L	10-13	
09/28	at Cowboys	P	2	60	30.0	30	0	0	0	0	0.0	0	0	T	40-40+	
10/12	Bengals	P	1	36	36.0	36	0	0	0	0	0.0	0	0	W	27-18	
10/19	at Cardinals	P	2	43	21.5	22	0	0	0	0	0.0	0	0	W	27-23	
10/26	at Steelers	P	1	22	22.0	22	0	0	0	0	0.0	0	0	W	35-25	
11/02	Panthers	P	0	0	0.0	0	0	0	0	0	0.0	0	0	L	13-16	
11/10	Eagles	P	1	20	20.0	20	0	0	0	0	0.0	0	0	L	7-10	
11/16	at Giants	P	2	37	18.5	23	0	0	0	0	0.0	0	0	W	27-20	
11/23	Vikings	P	0	0	0.0	0	0	0	0	0	0.0	0	0	W	23-6	
11/27	at Lions	P	4	95	23.8	27	0	0	0	0	0.0	0	0	W	31-24	
12/07	Bears	P	1	30	30.0	30	0	0	0	0	0.0	0	0	W	28-21	
12/14	at Broncos	P	0	0	0.0	0	0	0	0	0	0.0	0	0	L	26-34	
12/20	at Bears	P	1	29	29.0	29	0	0	0	0	0.0	0	0	L	16-22+	
12/27	Ravens	P	4	95	23.8	27	0	0	0	0	0.0	0	0	L	24-41	
01/04	at Vikings	S	0	0	0.0	0	0	0	0	0	0.0	0	0	L	3-16	
2025 TOTALS		16-1	19	467	24.6	36	0	0	0	0	0.0	0	0	9-7		


+ - Overtime

JACOB  
MONK  
62

CENTER/GUARD  
DUKE

Second NFL Season | Second Packers Season



Ht: 6-3 | Wt: 308 | Born: June 4, 2001 | NFL Games Played/Started: 17/1 | Acquired: D5a-24

AT A GLANCE

- » Played in 10 games as a rookie last season, seeing time on special teams.
- » Appeared in 59 games with 58 starts in his five seasons at Duke, opening games at three different spots on the offensive line (34 at right guard, 12 at center, 12 at right tackle).
- » Earned second-team All-Atlantic Coast honors in 2023 and twice earned All-ACC honorable mention (2021-22) while also being a two-time team captain (2022-23).
- » Anchored an offensive line that helped the Blue Devils rank tied for No. 24 in the nation in sacks allowed per game in 2023 (1.31, 17 sacks in 13 games).
- » Selected by the Packers with the first of two picks in the fifth round (No. 163 overall) of the 2024 NFL Draft, becoming the second offensive lineman from Duke to be drafted by Green Bay (G Jesse Birchfield, 23rd round in 1956).

**2025 SEASON:** Played in seven games with one start at C and dressed but did not play in another...Was inactive (healthy scratch) for three contests...Was on injured reserve (hamstring) for the first six games before being activated on Oct. 18.

**At Arizona (Oct. 19):** Was active, but did not play.

**At Pittsburgh (Oct. 26):** Inactive (healthy scratch).

**Vs. Carolina (Nov. 2):** Inactive (healthy scratch).

**Vs. Philadelphia (Nov. 10):** Inactive (healthy scratch).

**Vs. Minnesota (Nov. 23):** Appeared on two plays on special teams.

**At Detroit (Nov. 27):** Played five snaps on special teams.

**Vs. Chicago (Dec. 7):** Appeared on four plays on special teams.

**At Denver (Dec. 14):** Played six snaps on special teams.

**At Chicago (Dec. 20):** Appeared on four plays on special teams.

**Vs. Baltimore (Dec. 27):** Saw his first action on offense as a pro, appearing on the final six snaps of the game at C for Sean Rhyan with the Packers trailing, 41-24. Also played four snaps on special teams.

**At Minnesota (Jan. 4):** Made his first NFL start, opening at C and playing all 51 snaps.

JACOB MONK'S NFL REGULAR-SEASON STATISTICS

DATE	TEAM	GP	GS
2024	Packers	10	0
2025	Packers	7	1
NFL TOTALS		17	1

2025 GXG REGULAR SEASON (PACKERS)

DATE	OPPONENT	P/S	
09/07	Lions		INJURED RESERVE - DESIGNATED FOR RETURN
09/11	Commanders		
09/21	at Browns		
09/28	at Cowboys		
10/12	Bengals		
10/19	at Cardinals		DID NOT PLAY
10/26	at Steelers		INACTIVE
11/02	Panthers		INACTIVE
11/10	Eagles		INACTIVE
11/16	at Giants		DID NOT PLAY
11/23	Vikings	P	
11/27	at Lions	P	
12/07	Bears	P	
12/14	at Broncos	P	
12/20	at Bears	P	
12/27	Ravens	P	
01/04	at Vikings	S	
2025 TOTALS		7-1	

# JORDAN MORGAN

## 77

TACKLE/GUARD  
ARIZONA

Second NFL Season | Second Packers Season



Ht: 6-5 | Wt: 311 | Born: August 4, 2001 | NFL Games Played/Started: 23/13 | Acquired: D1-24

### AT A GLANCE

- » Played in six games with one start as a rookie last season, opening at left guard in place of Elgton Jenkins in Week 9 vs. Detroit with Jenkins moving to center for an injured Josh Myers.
- » Saw action at right guard as part of a rotation with Sean Rhyan in five games (Weeks 1-2, 6-8) in 2024.
- » Appeared in 41 games with 37 starts at left tackle during his five seasons at the University of Arizona, starting all 33 games he played in over his final three seasons.
- » Earned first-team All-Pacific-12 honors from The Associated Press and from the coaches in 2023, helping the Wildcats rank No. 20 in the nation in total offense (448.0 ypg), No. 8 in passing offense (308.3 ypg) and No. 18 in scoring offense (34.6 ppg).
- » Allowed only two sacks in 787 snaps of work in 2023 as he led the Arizona offensive line in total blocking grade (84.3), run-blocking grade (77.0) and pass-blocking grade (87.3), per Pro Football Focus.
- » Started all 10 games he played in at LT during the 2022 season, taking home first-team AP All-Pac-12 recognition after allowing just one sack in 670 snaps of action and helping Arizona rank No. 6 in the nation in passing offense (318.4 ypg).
- » Selected by the Packers in the first round (No. 25 overall) of the 2024 NFL Draft, the first offensive lineman from the University of Arizona to be picked in the first round since John Fina (No. 27 overall) by Buffalo in 1992.

**2025 SEASON:** Appeared in all 17 games with 12 starts (seven at RG, two at LG, two at RT, one at LT)... Part of a line that helped the Packers rank tied for No. 7 in the league in sacks allowed (29), No. 3 in giveaways (13) and No. 2 in third-down conversions (48.8 pct.).

**Vs. Detroit (Sept. 7):** Appeared on 20 plays on offense, playing 15 snaps at RG in a rotation with Sean Rhyan and five snaps at LG in the fourth quarter in place of an injured Aaron Banks (ankle). Also appeared on five plays on special teams.

**Vs. Washington (Sept. 11):** Started at LG in place of an injured Banks (ankle/groin), appearing on all 68 snaps and helping to protect QB Jordan Love as he threw for 292 yards and two TDs with no INTs on 19-of-31 passing (113.9 rating).

**At Cleveland (Sept. 21):** Played on 64 of 65 offensive snaps, taking over at RT for an injured Zach Tom (oblique) on the second play of the game and then shifting to LG for the second half in place of an injured Banks (groin).

**At Dallas (Sept. 28):** Started at LG and played all 83 snaps, part of a line that allowed just one sack and protected Love as he threw for 337 yards and three TDs with no INTs (118.1 rating). Helped the offense register season highs for total yards (489), rushing yards (164) and first downs (32).

**Vs. Cincinnati (Oct. 12):** Made his first career start at RG, appearing on 50 of 61 snaps with Sean Rhyan rotating in for two series in the first half. Was part of a line that allowed just one sack and cleared the way for 153 rushing yards on 33 carries (4.6 avg.).

**At Arizona (Oct. 19):** Started for the second straight week at RG, appearing on all 56 snaps and helping to protect Love as he was sacked only one time.

**At Pittsburgh (Oct. 26):** Started at RG and rotated series with Rhyan, appearing on 29 of 64 snaps. Part of a line that did not allow a sack and blocked for Love as he posted a career-high 134.2 passer rating (29 of 37 for 360 yards and three TDs with no INTs).

**Vs. Carolina (Nov. 2):** Started at RG and played all 65 snaps, protecting Love as the line gave up only one sack on the day, the fifth straight game Green Bay allowed no more than one sack.

**Vs. Philadelphia (Nov. 10):** Started at RG and played all 68 snaps.

**At N.Y. Giants (Nov. 16):** Started at RG and appeared on all 55 snaps, helping the Packers post a season-high average of 5.6 yards per carry (128 yards on 23 carries).

**Vs. Minnesota (Nov. 23):** Started at RG and played 21 first-half snaps as he rotated at RG with Anthony Belton. Was part of a line that allowed just one sack and helped clear the way for RB Emanuel Wilson's career-high 107 yards and a career-best two rushing TDs on 28 carries (3.8 avg.).

**At Detroit (Nov. 27):** Appeared on five plays on special teams.

**Vs. Chicago (Dec. 7):** Played four snaps on special teams.

**At Denver (Dec. 14):** Appeared on six plays on special teams.

**At Chicago (Dec. 20):** Made his first career start at RT, appearing on all 72 snaps and helping to clear the way for the Packers' season-high 192 rushing yards on 44 carries (4.4 avg.).

**Vs. Baltimore (Dec. 27):** Started at RT and played all 47 snaps, helping to protect QB Malik Willis as he posted a career-high 134.6 passer rating (18 of 21 for a career-best 288 yards and a TD).

**At Minnesota (Jan. 4):** Made his first career start at LT and played all 51 snaps.

### JORDAN MORGAN'S NFL REGULAR-SEASON STATISTICS

DATE	TEAM	GP	GS
2024	Packers	6	1
2025	Packers	17	12
NFL TOTALS		23	13



2025 GXG REGULAR SEASON (PACKERS)

DATE	OPPONENT	P/S
09/07	Lions	P
09/11	Commanders	S
09/21	at Browns	P
09/28	at Cowboys	S
10/12	Bengals	S
10/19	at Cardinals	S
10/26	at Steelers	S
11/02	Panthers	S
11/10	Eagles	S
11/16	at Giants	S
11/23	Vikings	S
11/27	at Lions	P
12/07	Bears	P
12/14	at Broncos	P
12/20	at Bears	S
12/27	Ravens	S
01/04	at Vikings	S
2025 TOTALS		17-12

# ARRON MOSBY 53

DEFENSIVE LINEMAN  
FRESNO STATE

Third NFL Season | Second Packers Season



Ht: 6-3 | Wt: 250 | Born: April 13, 1999 | NFL Games Played/Started: 31/0 | Acquired: W-23 (Car.)

## AT A GLANCE

- » Played in 16 games for the Packers in 2024, registering eight tackles (two solo), a tackle for a loss, a shared sack, two QB hits, two passes defended and four special teams tackles.
- » Spent the entire 2023 campaign on the Packers' practice squad after appearing in three games for the Carolina Panthers as a rookie in 2022.
- » Entered the NFL with Carolina as an undrafted free agent in May 2022 and spent the entire 2022 season with the Panthers on their practice squad/active roster.
- » Played in all 13 games with 12 starts at Fresno State in 2021, earning All-Mountain West honorable mention after recording 40 tackles (24 solo), 15½ tackles for a loss, six sacks, three passes defended, six forced fumbles and two fumble recoveries.
- » Was tied for the FBS lead with six forced fumbles in 2021, the most by a player in a season in school history.
- » Registered nine forced fumbles in his final three seasons at Fresno State (2019-21), tied for No. 2 in the country over that span.

**2025 SEASON:** Played in 12 games on special teams, recording eight tackles...Also saw action on defense in Weeks 15 and 18...Spent a portion of the season on the practice squad before being elevated to the active roster for gameday in Weeks 7-9...Was signed to the active roster on Nov. 4.

**At Arizona (Oct. 19):** Saw action on 13 special teams snaps in his season debut.

**At Pittsburgh (Oct. 26):** Played 25 special teams snaps (tied for No. 1 on the team) and recorded a tackle.

**Vs. Carolina (Nov. 2):** Tied a team high with 13 special teams snaps played and registered a tackle.

**Vs. Philadelphia (Nov. 10):** Appeared on 18 special teams snaps (tied for No.1 on the team).

**At N.Y. Giants (Nov. 16):** Finished No. 2 on the team with 18 special teams snaps played and posted a career-high two tackles, both on kickoff coverage.

**Vs. Minnesota (Nov. 23):** Played 19 special teams snaps (tied for team high).

**At Detroit (Nov. 27):** Tied a team high with 19 special teams snaps played.

**Vs. Chicago (Dec. 7):** Played 21 special teams snaps (tied team high) and recorded a tackle on kickoff coverage in the fourth quarter.

**At Denver (Dec. 14):** Saw his first defensive action of the season, playing two snaps in the fourth quarter. Also appeared on 20 special teams snaps (tied team high) and posted a tackle on kickoff coverage.

**At Chicago (Dec. 20):** Played 16 special teams snaps (No. 2 on the team) and led the team with two tackles, both on kickoff coverage. His eight special teams tackles from Weeks 7-16 ranked tied for No. 3 on the team.

**Vs. Baltimore (Dec. 27):** Saw action on 21 special teams snaps (tied for team high).

**At Minnesota (Jan. 4):** Played a season-high 15 snaps on defense. Also saw action on 18 special teams snaps (tied for No. 2 on the team).

## REGULAR-SEASON COMPARISON: DEFENSIVE - CHICAGO BEARS

DATE	OPP	W/L	GP/GS	TACKLES				SACK	YDS.	INT	TFL	PD	QBH	MISC			
				TOT	SOLO	ASST								TD	FF	FR	
11/17/24	GB @ CHI	W	P	1	0	1	0.0	0.0	0.0	0	0	0	0	0	0	0	0
1/5/25	GB vs. CHI	L	P	2	0	2	0.0	0.0	0.0	0	0	0	0	0	0	0	0
12/7/25	GB vs. CHI	W	P	0	0	0	0.0	0.0	0.0	0	0	0	0	0	0	0	0
12/20/25	GB @ CHI	L	P	0	0	0	0.0	0.0	0.0	0	0	0	0	0	0	0	0
TOTALS		2/2	4/0	3	0	3	0.0	0.0	0.0	0	0	0	0	0	0	0	0

## ARRON MOSBY'S NFL REGULAR-SEASON DEFENSIVE STATISTICS

YEAR	TEAM	GP	GS	TACKLES								INTERCEPTIONS								ST				MISC			
				TK	S	A	TFL	YDS	SK	YDS	QBH	NO	YDS	LG	TD	PD	FF	FR	TD	YDS	TK	S	A	FF	FR	S	A
2022	Panthers	3	0	1	1	0	0	0	0.0	0.0	0	0	0	0	0	0	0	0	0	0	0	0	0	0	0	0	0
2024	Packers	16	0	8	2	6	1	6	0.5	4.0	2	0	0	0	0	2	0	0	0	0	4	4	0	0	0	0	0
2025	Packers	12	0	0	0	0	0	0	0.0	0.0	0	0	0	0	0	0	0	0	0	0	8	5	3	0	0	0	0
NFL TOTALS		31	0	9	3	6	1	6	0.5	4.0	2	0	0	0	0	2	0	0	0	0	12	9	3	0	0	0	0

## ARRON MOSBY'S NFL POSTSEASON DEFENSIVE STATISTICS

YEAR	TEAM	GP	GS	TACKLES								INTERCEPTIONS								ST				MISC			
				TK	S	A	TFL	YDS	SK	YDS	QBH	NO	YDS	LG	TD	PD	FF	FR	TD	YDS	TK	S	A	FF	FR	S	A
2024	Packers	1	0	0	0	0	0	0	0.0	0.0	0	0	0	0	0	0	0	0	0	0	1	0	1	0	0	0	0
NFL TOTALS		1	0	0	0	0	0	0	0.0	0.0	0	0	0	0	0	0	0	0	0	0	1	0	1	0	0	0	0



SINGLE-GAME HIGHS: DEFENSIVE

**Total Tackles** 2 vs. Chicago Bears, Jan 05, 2025  
1 vs. New Orleans Saints, Dec 23, 2024  
...6 more at 1.

**Solo Tackles** 1 at Detroit Lions, Dec 05, 2024  
1 vs. Miami Dolphins, Nov 28, 2024  
...1 more at 1.

**Sacks** 0.5 vs. Detroit Lions, Nov 03, 2024

**Passes Defensed** 1 at Minnesota Vikings, Dec 29, 2024  
1 at Seattle Seahawks, Dec 15, 2024

**Special Teams Tackles** 2 at Chicago Bears, Dec 20, 2025  
2 at New York Giants, Nov 16, 2025



2025 GXG REGULAR SEASON (PACKERS)


DATE OPPONENT	P/S	TK	S	A	SK	YDS	INT	PD	FF	FR
09/07 Lions										
09/11 Commanders										
09/21 at Browns										
09/28 at Cowboys										
10/12 Bengals										
10/19 at Cardinals	P	0	0	0	0.0	0.0	0	0	0	0
10/26 at Steelers	P	0	0	0	0.0	0.0	0	0	0	0
11/02 Panthers	P	0	0	0	0.0	0.0	0	0	0	0
11/10 Eagles	P	0	0	0	0.0	0.0	0	0	0	0
11/16 at Giants	P	0	0	0	0.0	0.0	0	0	0	0
11/23 Vikings	P	0	0	0	0.0	0.0	0	0	0	0
11/27 at Lions	P	0	0	0	0.0	0.0	0	0	0	0
12/07 Bears	P	0	0	0	0.0	0.0	0	0	0	0
12/14 at Broncos	P	0	0	0	0.0	0.0	0	0	0	0
12/20 at Bears	P	0	0	0	0.0	0.0	0	0	0	0
12/27 Ravens	P	0	0	0	0.0	0.0	0	0	0	0
01/04 at Vikings	P	0	0	0	0.0	0.0	0	0	0	0
2025 TOTALS	12-0	0	0	0	0.0	0.0	0	0	0	0

LUKE  
MUSGRAVE  
88

TIGHT END  
OREGON STATE

Third NFL Season | Third Packers Season



Ht: 6-6 | Wt: 253 | Born: September 2, 2000 | NFL Games Played/Started: 35/22 | Acquired: D2a-23

- AT A GLANCE
- » Tied the franchise rookie record (Bubba Franks, 2000) for the most receptions by a tight end with 34 in 2023 despite missing six contests due to injury.
  - » Finished with 352 receiving yards in 2023, good for No. 3 among rookie TEs in team history behind only Franks (363 in 2000) and Tucker Kraft (355 in 2023).
  - » Ranked No. 3 in the NFL among rookie tight ends in receptions and yards per reception (min. 20 rec.) and No. 4 in receiving yards in 2023.
  - » Ranked No. 2 among Pacific-12 tight ends and No. 8 among tight ends in the Power Five in yards per reception (14.3) in 2021-22.
  - » Set career highs in games played (13), games started (nine), receptions (22) and receiving yards (304) in 2021. Also blocked a punt and returned it 27 yards for a TD.
  - » Became the highest-drafted tight end out of Oregon State in school history and was the highest-drafted TE by Green Bay since Franks (first round, No. 14 overall) in 2000.

**2025 SEASON:** Appeared in all 17 games with 10 starts and posted 24 receptions for 252 yards (10.5 avg.).

**Vs. Detroit (Sept. 7):** Started as the Packers opened with two tight ends and played 17 snaps on offense. Posted a 4-yard reception.

**Vs. Washington (Sept. 11):** Appeared on 21 snaps, recording two receptions for 32 yards (16.0 avg.).

**At Cleveland (Sept. 21):** Played 13 snaps on offense and four on special teams.

**At Dallas (Sept. 28):** Started as the Packers opened with two tight ends, appearing on 25 snaps on offense and posting a 6-yard reception. Also played nine snaps on special teams.

**Vs. Cincinnati (Oct. 12):** Started as the Packers opened with two TEs and played 21 snaps, posting a 7-yard reception.

**At Arizona (Oct. 19):** Started as Green Bay opened with two TEs and appeared on 24 snaps.

**At Pittsburgh (Oct. 26):** Played 12 snaps on offense and one on special teams, posting a 5-yard reception.

**Vs. Carolina (Nov. 2):** Started as the Packers opened with two TEs and played 30 snaps, posting a season-high three catches for 34 yards (11.3 avg.).

**Vs. Philadelphia (Nov. 10):** Started and played 52 of 68 snaps, hauling in three passes for 23 yards (7.7 avg.).

**At N.Y. Giants (Nov. 16):** Appeared on 19 snaps and posted one catch for the loss of a yard.

**Vs. Minnesota (Nov. 23):** Played 25 snaps on offense and recorded a 7-yard reception.

**At Detroit (Nov. 27):** Started and appeared on 37 snaps, hauling in a season-long 23-yard reception to the Detroit 11 late in the first half on a drive that was capped off with a QB Jordan Love 2-yard TD pass to WR Romeo Doubs.

**Vs. Chicago (Dec. 7):** Started and played 21 snaps, posting two receptions for 22 yards (11.0 avg.).

**At Denver (Dec. 14):** Started and appeared on 34 snaps, finishing with a season-high four receptions for a season-best 52 yards (13.0 avg.), including a season-long 26-yard grab to the Green Bay 31 late in the first quarter with the Packers backed up to their own 5-yard line.

**At Chicago (Dec. 20):** Appeared on a season-high 55 snaps, hauling in three passes for 38 yards (12.7 avg.), including a 26-yard grab from QB Malik Willis to the Chicago 39 early in the third quarter.

**Vs. Baltimore (Dec. 27):** Played 20 snaps on offense.

**At Minnesota (Jan. 4):** Appeared on two plays on offense.

REGULAR-SEASON COMPARISON: RECEIVING - CHICAGO BEARS										
DATE	OPP	W/L	GP/GS	REC	YDS.	AVG.	TD	LG	TGTS	YAC
9/10/23	GB @ CHI	W	S	3	50	16.7	0	37	4	9
1/7/24	GB vs. CHI	W	P	1	11	11.0	0	11	1	5
1/5/25	GB vs. CHI	L	S	1	19	19.0	0	19	1	0
12/7/25	GB vs. CHI	W	S	2	22	11.0	0	12	4	0
12/20/25	GB @ CHI	L	P	3	38	12.7	0	26	3	9
TOTALS		3/2	5/3	10	140	14.0	0	37	13	23

LUKE MUSGRAVE'S NFL REGULAR-SEASON RECEIVING STATISTICS

RECEIVING							
DATE	TEAM	GP	GS	NO.	YDS.	AVG.	TD
2023	Packers	11	9	34	352	10.4	37
2024	Packers	7	3	7	45	6.4	19
2025	Packers	17	10	24	252	10.5	26
NFL TOTALS		35	22	65	649	10.0	37



# LUKE MUSGRAVE'S NFL POSTSEASON RECEIVING STATISTICS

		RECEIVING						
DATE	TEAM	GP	GS	NO.	YDS.	AVG.	LG	TD
2023	Packers	2	1	6	66	11.0	38t	1
2024	Packers	1	0	0	0	0.0	0	0
NFL TOTALS		3	1	6	66	11.0	38t	1

## SINGLE-GAME HIGHS: RECEIVING

**Receptions** 6 at Las Vegas Raiders, Oct 09, 2023  
 6 vs. New Orleans Saints, Sep 24, 2023  
**Receiving Yards** 64 at Pittsburgh Steelers, Nov 12, 2023  
 52 at Denver Broncos, Dec 14, 2025  
**Receiving Average** 17.0 vs. Los Angeles Rams, Nov 05, 2023  
 16.7 at Chicago Bears, Sep 10, 2023

**Longest Receptions** 37 at Chicago Bears, Sep 10, 2023  
 36 at Pittsburgh Steelers, Nov 12, 2023  
**Receiving TDs** 1 vs. Los Angeles Rams, Nov 05, 2023

## 2025 GXG REGULAR SEASON (PACKERS)

		RECEIVING						
DATE	OPPONENT	P/S	NO.	YDS.	AVG.	LG	TD	
09/07	Lions	S	1	4	4.0	4	0	
09/11	Commanders	P	2	32	16.0	23	0	
09/21	at Browns	P	0	0	0.0	0	0	
09/28	at Cowboys	S	1	6	6.0	6	0	
10/12	Bengals	S	1	7	7.0	7	0	
10/19	at Cardinals	S	0	0	0.0	0	0	
10/26	at Steelers	P	1	5	5.0	5	0	
11/02	Panthers	S	3	34	11.3	21	0	
11/10	Eagles	S	3	23	7.7	9	0	
11/16	at Giants	P	1	-1	-1.0	-1	0	
11/23	Vikings	P	1	7	7.0	7	0	
11/27	at Lions	S	1	23	23.0	23	0	
12/07	Bears	S	2	22	11.0	12	0	
12/14	at Broncos	S	4	52	13.0	26	0	
12/20	at Bears	P	3	38	12.7	26	0	
12/27	Ravens	S	0	0	0.0	0	0	
01/04	at Vikings	P	0	0	0.0	0	0	
2025 TOTALS		17-10	24	252	10.5	26	0	

# NICK NIEMANN

## 31

LINEBACKER  
IOWA

Fifth NFL Season | First Packers Season



Ht: 6-3 | Wt: 234 | Born: December 2, 1997 | NFL Games Played/Started: 71/3 | Acquired: FA-25

### AT A GLANCE

- » Registered 51 tackles (26 solo), a tackle for a loss, a QB hit, an interception, three passes defended and a fumble recovery on defense from 2021-24.
- » His 36 special teams tackles from 2021-24 are tied for No. 13 in the league in that time frame.
- » Tied for fifth in the league and third in the AFC for special teams tackles (14) in 2021.
- » Appeared in 64 games with three starts with the Chargers from 2021-24, tying for the team lead in games played over that span.
- » Drafted by the Los Angeles Chargers in the sixth round (No. 185 overall) of the 2021 NFL Draft.

**2025 SEASON:** Played in seven games on special teams, recording 11 tackles...Was placed on injured reserve (pectoral) on Nov. 1...His 11 special teams tackles from Weeks 1-8 led the team and were tied for No. 4 in the NFL over that span.

**Vs. Detroit (Sept. 7):** Saw action on 15 special teams snaps in his debut with the Packers and led the team with a career-high four tackles. Became the first Packer to register four special teams tackles in a game since LB Jayrone Elliott posted four at Buffalo on Dec. 14, 2014.

**Vs. Washington (Sept. 11):** Appeared on 16 special teams snaps and recorded a tackle.

**At Cleveland (Sept. 21):** Played 16 special teams snaps and recorded a tackle.

**At Dallas (Sept. 28):** Tied for No. 2 on the team with 20 snaps played on special teams.

**Vs. Cincinnati (Oct. 12):** Saw action on 16 special teams snaps, tied for No. 2 on the team.

**At Arizona (Oct. 19):** Appeared on 14 special teams snaps and logged a team-high two tackles.

**At Pittsburgh (Oct. 26):** Played 17 special teams snaps and led the team with three tackles before leaving the game in the fourth quarter due to a pectoral injury.

### REGULAR-SEASON COMPARISON: DEFENSIVE - CHICAGO BEARS

DATE	OPP	W/L	GP/GS	TOT	TACKLES			ASST	SACK	YDS	INT	TFL	PD	QBH	TD	MISC		
					SOLO	SK	YDS									FF	FR	FR
10/29/23	LAC vs. CHI		W	P	1	0	0	1	0.0	0.0	0	0	0	0	0	0	0	0
TOTALS		1/0	1/0		1	0	0	1	0.0	0.0	0	0	0	0	0	0	0	0

### NICK NIEMANN'S NFL REGULAR-SEASON DEFENSIVE STATISTICS

		TACKLES										INTERCEPTIONS										ST				MISC			
YEAR	TEAM	GP	GS	TK	S	A	TFL	YDS	SK	YDS	QBH	NO	YDS	LG	TD	PD	FF	FR	TD	YDS	TK	S	A	FF	FR	S	A		
2021	Chargers	17	0	8	5	3	0	0	0.0	0.0	0	1	0	0	0	1	0	0	0	0	14	10	4	0	0	0	0		
2022	Chargers	17	0	0	0	0	0	0	0.0	0.0	0	0	0	0	0	0	0	0	0	0	3	0	3	0	0	0	0		
2023	Chargers	17	3	33	16	17	1	3	0.0	0.0	1	0	0	0	0	1	0	1	0	0	8	7	1	0	0	0	0		
2024	Chargers	13	0	10	5	5	0	0	0.0	0.0	0	0	0	0	0	1	0	0	0	0	11	6	5	0	0	0	0		
2025	Packers	7	0	0	0	0	0	0	0.0	0.0	0	0	0	0	0	0	0	0	0	0	11	6	5	0	0	0	0		
NFL TOTALS		71	3	51	26	25	1	3	0.0	0.0	1	1	0	0	0	3	0	1	0	0	47	29	18	0	0	0	0		

### NICK NIEMANN'S NFL POSTSEASON DEFENSIVE STATISTICS

		TACKLES									INTERCEPTIONS										ST				MISC		
YEAR	TEAM	GP	GS	TK	S	A	TFL	YDS	SK	YDS	QBH	NO	YDS	LG	TD	PD	FF	FR	TD	YDS	TK	S	A	FF	FR	S	A
2022	Chargers	1	0	0	0	0	0	0	0.0	0.0	0	0	0	0	0	0	0	0	0	0	0	0	0	0	0	0	0
2024	Chargers	1	0	0	0	0	0	0	0.0	0.0	0	0	0	0	0	0	0	0	0	0	1	0	1	0	0	0	0
NFL TOTALS		2	0	0	0	0	0	0	0.0	0.0	0	0	0	0	0	0	0	0	0	0	1	0	1	0	0	0	0

### SINGLE-GAME HIGHS: DEFENSIVE

**Total Tackles** 4 at Baltimore Ravens, Oct 17, 2021  
2 vs. Denver Broncos, Jan 02, 2022  
**Solo Tackles** 2 at Baltimore Ravens, Oct 17, 2021  
1 vs. Denver Broncos, Jan 02, 2022  
...2 more at 1.  
**Passes Defensed** 1 vs. New York Giants, Dec 12, 2021

**Interceptions** 1 vs. New York Giants, Dec 12, 2021  
**Special Teams Tackles** 4 vs. Detroit Lions, Sep 07, 2025  
4 at Cleveland Browns, Nov 03, 2024



2025 GXG REGULAR SEASON (PACKERS)

DATE	OPPONENT	P/S	TK	S	A	SK	YDS	INT	PD	FF	FR
09/07	Lions	P	0	0	0	0.0	0.0	0	0	0	0
09/11	Commanders	P	0	0	0	0.0	0.0	0	0	0	0
09/21	at Browns	P	0	0	0	0.0	0.0	0	0	0	0
09/28	at Cowboys	P	0	0	0	0.0	0.0	0	0	0	0
10/12	Bengals	P	0	0	0	0.0	0.0	0	0	0	0
10/19	at Cardinals	P	0	0	0	0.0	0.0	0	0	0	0
10/26	at Steelers	P	0	0	0	0.0	0.0	0	0	0	0
11/02	Panthers		INJURED RESERVE								
11/10	Eagles		INJURED RESERVE								
11/16	at Giants		INJURED RESERVE								
11/23	Vikings		INJURED RESERVE								
11/27	at Lions		INJURED RESERVE								
12/07	Bears		INJURED RESERVE								
12/14	at Broncos		INJURED RESERVE								
12/20	at Bears		INJURED RESERVE								
12/27	Ravens		INJURED RESERVE								
01/04	at Vikings		INJURED RESERVE								
2025 TOTALS		7-0	0	0	0	0.0	0.0	0	0	0	0

# KEISEAN NIXON 25

CORNERBACK  
SOUTH CAROLINA

Seventh NFL Season | Fourth Packers Season



Ht: 5-10 | Wt: 200 | Born: June 22, 1997 | NFL Games Played/Started: 108/51 | Acquired: FA-22



## AT A GLANCE

- » First name is pronounced KEY-shawn.
- » Is the only cornerback in the league and one of eight players overall to record 70-plus tackles, six-plus passes defended and an interception in each of the past three seasons (2023-25) according to Stathead.com.
- » Set a career high with 17 passes defended in 2025, tied for No. 6 in the league and the most by a Packer in a season since CB Jaire Alexander posted 17 in 2019.
- » Started a career-high 15 games in 2024 and posted career bests in tackles (88), solo tackles (61), sacks (three), tackles for a loss (eight), QB hits (six), passes defended (seven) and forced fumbles (three).
- » Became the first Green Bay defensive back (since 2000) to post three-plus sacks and three-plus forced fumbles in a season.
- » Was the only cornerback in the NFL to appear in all 17 regular-season games and post an INT in each of the last three seasons (2022-24).
- » Was one of only two players in the NFL (Giants LB Bobby Okereke) to register 150-plus tackles (167), three-plus sacks (3½), 10-plus tackles for a loss (11), multiple INTs (two), three-plus forced fumbles (three) and multiple fumble recoveries (two) over the last two seasons (2023-24).
- » Became the fourth kick returner to be named first-team All-Pro by The Associated Press in back-to-back years (2022-23), joining Cordarelle Patterson (2019-20), Devin Hester (2006-07) and Mel Gray (1990-91). Became the first Packer to earn a spot on the AP All-Pro team at KR since the position was added in 1976.
- » Among players with 50-plus career kickoff returns, ranks No. 2 in franchise history with an average of 27.94 yards per return (Dave Hampton, 28.16).
- » In 2022-23, joined Al Carmichael (1956-57) as the only players in team history to lead the NFL in kickoff return yards in back-to-back seasons (min. 20 att.).
- » Spent the first three years of his career (2019-21) with the Raiders, appearing in 40 games with two starts.

**2025 SEASON:** Started all 17 contests, recording 72 tackles (58 solo, tied for No. 2 on the team), three tackles for a loss, a fumble recovery, a QB hit, two Next Gen Stat QB pressures and a team-best 17 passes defended (tied for No. 7 in the NFL) that are also a career high...Tied for No. 3 in the NFL with five games with multiple passes defended this season...Among NFL cornerbacks, tied for the most games (two) with seven-plus solo tackles this season (Stathead.com).

**Vs. Detroit (Sept. 7):** Played all 67 defensive snaps, posting six tackles (five solo) and a tackle for a loss when he came up to stop RB David Montgomery for a loss of 2 yards on a pass to the left flat. Four of his five tackles came within 4 yards of the line of scrimmage (2, -2, 4, 3).

**Vs. Washington (Sept. 11):** Saw action on all 69 defensive snaps, posting two tackles (both solo) and a career-best five passes defended. It was the most by a Packer since CB Jaire Alexander recorded five at the Los Angeles Rams on Oct. 28, 2018. Also played eight snaps on special teams, returning two punts for 3 yards (1.5 avg.). Broke up passes on a third-and-9 in the second quarter and a fourth-and-4 in the fourth quarter.

**At Cleveland (Sept. 21):** Played 63 of 66 defensive snaps and posted four tackles (all solo).

**At Dallas (Sept. 28):** Saw action on all 69 defensive snaps, recording four tackles (all solo) and a game-high two passes defended. It was his fourth career game and second this season with multiple passes defended. Both passes defended came on deep throws, including a pass in the end zone to WR George Pickens.

**Vs. Cincinnati (Oct. 12):** Played all 65 defensive snaps and tied for No. 3 on the team with six tackles (four solo), a tackle for a loss and a team-best two passes defended. On a third-and-2 with just under nine minutes to play in the second quarter, came up on a pass in the flat to tackle TE Tanner Hudson for a loss of 3 yards.

**At Arizona (Oct. 19):** One of three Packers to play all 76 defensive snaps and finished with two tackles (both solo) and a pass defended when he broke up an in-route to WR Marvin Harrison Jr. on a third-and-10 early in the second quarter.

**At Pittsburgh (Oct. 26):** Saw action on 61 of 63 defensive snaps and tied for No. 2 on the team with five tackles (four solo) while also posting a pass defended when he reached around the side of WR Roman Wilson to knock a ball down on third-and-8 early in the third quarter.

**Vs. Carolina (Nov. 2):** One of four Packers to play all 58 defensive snaps and finished with five tackles (four solo).

**Vs. Philadelphia (Nov. 10):** Saw action on all 63 defensive snaps, finishing with four tackles (two solo) and a pass defended, and scooped up a QB Jalen Hurts fumble at the Green Bay 14 and returned it 22 yards to the GB 36 late in the first quarter for his first defensive fumble recovery of his career.

**At N.Y. Giants (Nov. 16):** Played 70 defensive snaps, leading the team with eight solo tackles (tied career high) and two passes defended. Both PDs came on in routes on second downs with under four minutes to play in the fourth quarter.

**Vs. Minnesota (Nov. 23):** Saw action on 13 defensive snaps and recorded three tackles (two solo) before suffering a stinger late in the first quarter that would sideline him for the rest of the game.

**At Detroit (Nov. 27):** One of five Packers to play on all 63 defensive snaps and tied for the team lead with seven solo tackles and a tackle for a loss when he beat block by the wide receiver to force WR Jameson Williams out of bounds for a loss of 5 yards on an end-around early in the second quarter.

**Vs. Chicago (Dec. 7):** Saw action on 67 of 70 defensive snaps, recording two tackles (both solo), a QB hit, a NGS QB pressure, two passes defended and an interception when he leaped in the air in the end zone to pick off QB Caleb Williams on a fourth-and-1 with 22 seconds left in the game.

**At Denver (Dec. 14):** Played on 67 of 68 defensive snaps and posted five tackles (four solo) as well as a NGS QB pressure.

**At Chicago (Dec. 20):** One of six Packers to play all 64 defensive snaps and finished with a tackle (assist).

**Vs. Baltimore (Dec. 27):** Played 74 of 76 defensive snaps, recording a pass defended and finishing No. 4 on the team with seven tackles (three solo). With just under four minutes to play in the second quarter, reached up to break up a pass down the sideline in the end zone on third-and-9.

**At Minnesota (Jan. 4):** Played on five defensive plays and posted a tackle (solo).



REGULAR-SEASON COMPARISON: DEFENSIVE - CHICAGO BEARS

DATE	OPP	W/L	GP/GS	TACKLES				SACK	YDS.	INT	TFL	PD	QBH	MISC		
				TOT	SOLO	ASST								TD	FF	FR
10/6/19	OAK vs. CHI	W	P	0	0	0	0.0	0.0	0	0	0	0	0	0	0	0
10/10/21	LV vs. CHI	L	P	0	0	0	0.0	0.0	0	0	0	0	0	0	0	0
9/18/22	GB vs. CHI	W	P	0	0	0	0.0	0.0	0	0	0	0	0	0	0	0
12/4/22	GB @ CHI	W	S	1	0	1	0.0	0.0	1	0	1	0	1	0	0	0
9/10/23	GB @ CHI	W	S	7	6	1	0.0	0.0	0	1	0	0	0	0	0	0
1/7/24	GB vs. CHI	W	P	4	3	1	0.0	0.0	0	0	0	0	0	0	0	0
11/17/24	GB @ CHI	W	S	4	3	1	0.0	0.0	0	0	0	0	0	0	0	0
1/5/25	GB vs. CHI	L	S	6	5	1	0.0	0.0	0	2	0	0	0	0	0	0
12/7/25	GB vs. CHI	W	S	2	2	0	0.0	0.0	1	0	2	1	1	0	0	0
12/20/25	GB @ CHI	L	S	1	0	1	0.0	0.0	0	0	0	0	0	0	0	0
TOTALS		7/3	10/6	25	19	6	0.0	0.0	2	3	3	1	1	0	0	0

REGULAR-SEASON COMPARISON: KICK RETURNS - CHICAGO BEARS

DATE	OPP	W/L	GP/GS	NO.	YDS.	AVG.	LG	TD
10/6/19	OAK vs. CHI	W	P	0	0	0	0	0
10/10/21	LV vs. CHI	L	P	0	0	0	0	0
9/18/22	GB vs. CHI	W	P	0	0	0	0	0
12/4/22	GB @ CHI	W	S	4	102	25.5	35	0
9/10/23	GB @ CHI	W	S	2	55	27.5	28	0
1/7/24	GB vs. CHI	W	P	1	21	21.0	21	0
11/17/24	GB @ CHI	W	S	2	51	25.5	26	0
1/5/25	GB vs. CHI	L	S	3	73	24.3	36	0
12/7/25	GB vs. CHI	W	S	0	0	0	0	0
12/20/25	GB @ CHI	L	S	0	0	0	0	0
TOTALS		7/3	10/6	12	302	25.2	36	0

REGULAR-SEASON COMPARISON: PUNT RETURNS - CHICAGO BEARS

DATE	OPP	W/L	GP/GS	NO.	YDS.	AVG.	LG	TD
10/6/19	OAK vs. CHI	W	P	0	0	0	0	0
10/10/21	LV vs. CHI	L	P	0	0	0	0	0
9/18/22	GB vs. CHI	W	P	0	0	0	0	0
12/4/22	GB @ CHI	W	S	0	0	0	0	0
9/10/23	GB @ CHI	W	S	0	0	0	0	0
1/7/24	GB vs. CHI	W	P	0	0	0	0	0
11/17/24	GB @ CHI	W	S	0	0	0	0	0
1/5/25	GB vs. CHI	L	S	0	0	0	0	0
12/7/25	GB vs. CHI	W	S	0	0	0	0	0
12/20/25	GB @ CHI	L	S	0	0	0	0	0
TOTALS		7/3	10/6	0	0	0	0	0

KEISEAN NIXON'S NFL REGULAR-SEASON DEFENSIVE STATISTICS

		TACKLES										INTERCEPTIONS										ST				MISC		
YEAR	TEAM	GP	GS	TK	S	A	TFL	YDS	SK	YDS	QBH	NO	YDS	LG	TD	PD	FF	FR	TD	YDS	TK	S	A	FF	FR	S	A	
2019	Raiders	14	0	3	3	0	0	0.0	0.0	0.0	0	0	0	0	0	1	0	0	0	0	9	9	0	0	0	0	0	0
2020	Raiders	15	1	9	6	3	0	0	0.0	0.0	0.0	1	0	0	0	0	1	0	0	0	5	3	2	0	0	0	0	0
2021	Raiders	11	1	8	6	2	0	0	0.0	0.0	0.0	1	0	0	0	0	0	0	0	0	4	1	3	0	0	0	0	0
2022	Packers	17	4	17	14	3	1	2	0.0	0.0	0.0	0	1	1	1	0	2	1	0	0	6	4	2	0	0	0	0	0
2023	Packers	17	13	79	58	21	3	8	0.5	4.0	1	1	2	2	0	6	0	0	0	0	1	1	0	0	2	0	0	0
2024	Packers	17	15	88	61	27	8	34	3.0	19.0	6	1	16	16	0	7	3	0	0	0	0	0	0	0	0	0	0	0
2025	Packers	17	17	72	58	14	3	14	0.0	0.0	1	1	0	0	0	17	0	1	0	22	0	0	0	0	0	0	0	0
NFL TOTALS		108	51	276	206	70	15	58	3.5	23.0	10	4	19	16	0	33	4	1	0	22	25	18	7	0	2	0	0	0

KEISEAN NIXON'S NFL POSTSEASON DEFENSIVE STATISTICS

		TACKLES										INTERCEPTIONS										ST				MISC		
YEAR	TEAM	GP	GS	TK	S	A	TFL	YDS	SK	YDS	QBH	NO	YDS	LG	TD	PD	FF	FR	TD	YDS	TK	S	A	FF	FR	S	A	
2021	Raiders	1	0	0	0	0	0	0	0.0	0.0	0	0	0	0	0	0	0	0	0	0	2	0	2	0	0	0	0	0
2023	Packers	2	1	16	10	6	1	6	1.0	6.0	1	0	0	0	0	2	0	0	0	0	0	0	0	0	0	0	0	0
2024	Packers	1	0	2	1	1	0	0	0.0	0.0	0	0	0	0	0	0	0	0	0	0	0	0	0	0	0	0	0	0
NFL TOTALS		4	1	18	11	7	1	6	1.0	6.0	1	0	0	0	0	2	0	0	0	0	2	0	2	0	0	0	0	0

KEISEAN NIXON'S NFL REGULAR-SEASON RETURN STATISTICS

KICKOFF RETURNS							PUNT RETURNS					
DATE	TEAM	RET.	YDS.	AVG.	LG	TD	NO.	FC	YDS.	AVG.	LG	TD
2019	Raiders	3	63	21.0	26	0	0	0	0	0.0	0	0
2020	Raiders	3	21	7.0	18	0	0	0	0	0.0	0	0
2021	Raiders	0	0	0.0	0	0	0	0	0	0.0	0	0
2022	Packers	35	1,009	28.8	105t	1	11	0	140	12.7	24	0
2023	Packers	30	782	26.1	51	0	14	1	95	6.8	34	0
2024	Packers	18	528	29.3	43	0	4	0	48	12.0	39	0
2025	Packers	0	0	0.0	0	0	3	1	3	1.0	3	0
NFL TOTALS		89	2,403	27.0	105t	1	32	2	286	8.9	39	0

KEISEAN NIXON'S NFL POSTSEASON RETURN STATISTICS

KICKOFF RETURNS							PUNT RETURNS					
DATE	TEAM	RET.	YDS.	AVG.	LG	TD	NO.	FC	YDS.	AVG.	LG	TD
2021	Raiders	0	0	0.0	0	0	0	0	0	0.0	0	0
2023	Packers	2	97	48.5	73	0	0	0	0	0.0	0	0
2024	Packers	4	95	23.8	28	0	0	0	0	0.0	0	0
NFL TOTALS		6	192	32.0	73	0	0	0	0	0.0	0	0

SINGLE-GAME HIGHS: DEFENSIVE

Total Tackles 11 at Minnesota Vikings, Dec 31, 2023  
10 at Detroit Lions, Dec 05, 2024  
Solo Tackles 8 at New York Giants, Nov 16, 2025  
8 at Minnesota Vikings, Dec 29, 2024  
Sacks 1.0 vs. Minnesota Vikings, Sep 29, 2024  
1.0 at Philadelphia Eagles, Sep 06, 2024  
Passes Defensed 5 vs. Washington Commanders, Sep 11, 2025  
2 vs. Chicago Bears, Dec 07, 2025  
...5 more at 2.

Forced Fumbles 1 vs. San Francisco 49ers, Nov 24, 2024  
1 vs. Minnesota Vikings, Sep 29, 2024  
...1 more at 1.  
Tackles For Loss 2 vs. Chicago Bears, Jan 05, 2025  
2 at Philadelphia Eagles, Sep 06, 2024  
Interceptions 1 vs. Chicago Bears, Dec 07, 2025  
1 at Detroit Lions, Dec 05, 2024  
...2 more at 1.

SINGLE-GAME HIGHS: SPECIAL TEAMS

Kickoff Returns 5 at Pittsburgh Steelers, Nov 12, 2023  
5 vs. Detroit Lions, Sep 28, 2023  
...3 more at 5.  
Kickoff Return Yards 172 at Philadelphia Eagles, Nov 27, 2022  
139 at Pittsburgh Steelers, Nov 12, 2023  
Longest Kickoff Return 105t vs. Minnesota Vikings, Jan 01, 2023  
93 at Miami Dolphins, Dec 25, 2022  
Punt Return Yards 39 vs. Arizona Cardinals, Oct 13, 2024  
38 vs. Detroit Lions, Jan 08, 2023  
Longest Punt Return 39 vs. Arizona Cardinals, Oct 13, 2024  
34 vs. Detroit Lions, Sep 28, 2023

Punt Returns 4 vs. Detroit Lions, Jan 08, 2023  
2 vs. Washington Commanders, Sep 11, 2025  
...7 more at 2.  
Punt Return Average 9.5 vs. Detroit Lions, Jan 08, 2023  
Kickoff Return Average 34.4 at Philadelphia Eagles, Nov 27, 2022  
27.8 at Pittsburgh Steelers, Nov 12, 2023  
Special Teams Tackles 3 at Los Angeles Chargers, Dec 22, 2019  
2 at Washington Commanders, Oct 23, 2022  
...3 more at 2.

2025 GXG REGULAR SEASON (PACKERS)

DATE	OPPONENT	P/S	TK	S	A	SK	YDS	INT	PD	FF	FR
09/07	Lions	S	6	5	1	0.0	0.0	0	0	0	0
09/11	Commanders	S	2	2	0	0.0	0.0	0	5	0	0
09/21	at Browns	S	4	4	0	0.0	0.0	0	0	0	0
09/28	at Cowboys	S	4	4	0	0.0	0.0	0	2	0	0
10/12	Bengals	S	6	4	2	0.0	0.0	0	2	0	0
10/19	at Cardinals	S	2	2	0	0.0	0.0	0	1	0	0
10/26	at Steelers	S	5	4	1	0.0	0.0	0	1	0	0
11/02	Panthers	S	5	4	1	0.0	0.0	0	0	0	0
11/10	Eagles	S	4	2	2	0.0	0.0	0	1	0	1
11/16	at Giants	S	8	8	0	0.0	0.0	0	2	0	0
11/23	Vikings	S	3	2	1	0.0	0.0	0	0	0	0
11/27	at Lions	S	7	7	0	0.0	0.0	0	0	0	0
12/07	Bears	S	2	2	0	0.0	0.0	1	2	0	0
12/14	at Broncos	S	5	4	1	0.0	0.0	0	0	0	0
12/20	at Bears	S	1	0	1	0.0	0.0	0	0	0	0
12/27	Ravens	S	7	3	4	0.0	0.0	0	1	0	0
01/04	at Vikings	S	1	1	0	0.0	0.0	0	0	0	0
2025 TOTALS		17-17	72	58	14	0.0	0.0	1	17	0	1

# KITAN OLADAPO

## 27

SAFETY  
OREGON STATE

Second NFL Season | Second Packers Season



Ht: 6-2 | Wt: 216 | Born: October 10, 2000 | NFL Games Played/Started: 26/0 | Acquired: D5b-24

### AT A GLANCE

- » Appeared in nine games as a rookie, recording four tackles (one solo) on defense and three tackles on special teams.
- » Played a career-high 50 snaps on defense in Week 18 vs. Chicago, recording a career-best four tackles (one solo).
- » Selected by the Packers with the second of two picks in the fifth round (No. 169 overall) of the 2024 NFL Draft, becoming just the second Oregon State defensive back to be drafted by the Packers (DB Tim Smith, eighth round in 1980).

**2025 SEASON:** Played in all 17 games on special teams, recording five tackles...Also saw action on defense in three games (Weeks 10, 11 and 18), recording five tackles (four solo) and a pass defended.

**Vs. Detroit (Sept. 7):** Appeared on 11 special teams snaps and registered a tackle.

**Vs. Washington (Sept. 11):** Saw action on 12 special teams snaps and posted a tackle.

**At Cleveland (Sept. 21):** Played six special teams snaps.

**At Dallas (Sept. 28):** Appeared on 13 special teams snaps.

**Vs. Cincinnati (Oct. 12):** Saw action on 11 special teams snaps.

**At Arizona (Oct. 19):** Played 10 special teams snaps and recorded a tackle.

**At Pittsburgh (Oct. 26):** Appeared on nine special teams snaps.

**Vs. Carolina (Nov. 2):** Played six special teams snaps.

**Vs. Philadelphia (Nov. 10):** Saw his first action of the season on defense, playing one snap. Also appeared on seven special teams snaps.

**At N.Y. Giants (Nov. 16):** Played one snap on defense and 10 snaps on special teams.

**Vs. Minnesota (Nov. 23):** Appeared on 13 special teams snaps and recorded a tackle on kickoff coverage in the fourth quarter, forcing Minnesota to begin its offensive at its own 19.

**At Detroit (Nov. 27):** Played 13 special teams snaps and posted a tackle on kickoff coverage in the fourth quarter.

**Vs. Chicago (Dec. 7):** Saw action on 14 special teams snaps.

**At Denver (Dec. 14):** Appeared on seven special teams snaps.

**At Chicago (Dec. 20):** Played 13 special teams snaps.

**Vs. Baltimore (Dec. 27):** Saw action on 14 special teams snaps.

**At Minnesota (Jan. 4):** Played 66 of 67 defensive snaps (career high and tied for No. 1 on the team among defensive backs), registering a career-high five tackles (four solo) and a pass defended. Batted down a pass intended for WR Justin Jefferson at the line of scrimmage in the second quarter.

### REGULAR-SEASON COMPARISON: DEFENSIVE - CHICAGO BEARS

DATE	OPP	W/L	GP/GS	TACKLES				ASST	SACK	YDS.	INT	TFL	PD	QBH	MISC			
				TOT	SOLO										TD	FF	S	FR
1/5/25	GB vs. CHI	L	P	4	1			3	0.0	0.0	0	0	0	0	0	0	0	0
12/7/25	GB vs. CHI	W	P	0	0			0	0.0	0.0	0	0	0	0	0	0	0	0
12/20/25	GB @ CHI	L	P	0	0			0	0.0	0.0	0	0	0	0	0	0	0	0
TOTALS		1/2	3/0	4	1			3	0.0	0.0	0	0	0	0	0	0	0	0

### KITAN OLADAPO'S NFL REGULAR-SEASON DEFENSIVE STATISTICS

		TACKLES									INTERCEPTIONS										ST				MISC			
YEAR	TEAM	GP	GS	TK	S	A	TFL	YDS	SK	YDS	QBH	NO	YDS	LG	TD	PD	FF	FR	TD	YDS	TK	S	A	FF	FR	S	A	
2024	Packers	9	0	4	1	3	0	0	0.0	0.0	0	0	0	0	0	0	0	0	0	0	3	1	2	0	0	0	0	
2025	Packers	17	0	5	4	1	0	0	0.0	0.0	0	0	0	0	0	1	0	0	0	0	5	3	2	0	0	0	0	
NFL TOTALS		26	0	9	5	4	0	0	0.0	0.0	0	0	0	0	0	1	0	0	0	0	8	4	4	0	0	0	0	

### KITAN OLADAPO'S NFL POSTSEASON DEFENSIVE STATISTICS

		TACKLES										INTERCEPTIONS										ST						MISC	
YEAR	TEAM	GP	GS	TK	S	A	TFL	YDS	SK	YDS	QBH	NO	YDS	LG	TD	PD	FF	FR	TD	YDS	TK	S	A	FF	FR	S	A		
2024	Packers	1	0	0	0	0	0	0	0.0	0.0	0	0	0	0	0	0	0	0	0	0	0	0	0	0	0	0	0		
NFL TOTALS		1	0	0	0	0	0	0	0.0	0.0	0	0	0	0	0	0	0	0	0	0	0	0	0	0	0	0	0		

### SINGLE-GAME HIGHS: DEFENSIVE

**Total Tackles** 5 at Minnesota Vikings, Jan 04, 2026  
4 vs. Chicago Bears, Jan 05, 2025  
**Solo Tackles** 4 at Minnesota Vikings, Jan 04, 2026  
1 vs. Chicago Bears, Jan 05, 2025

**Passes Defended**  
**Special Teams Tackles**

1 at Minnesota Vikings, Jan 04, 2026  
1 vs. Chicago Bears, Jan 05, 2025  
1 vs. New Orleans Saints, Dec 23, 2024  
...1 more at 1.



2025 GXG REGULAR SEASON (PACKERS)

DATE OPPONENT	P/S	TK	S	A	SK	YDS	INT	PD	FF	FR
09/07 Lions	P	0	0	0	0.0	0.0	0	0	0	0
09/11 Commanders	P	0	0	0	0.0	0.0	0	0	0	0
09/21 at Browns	P	0	0	0	0.0	0.0	0	0	0	0
09/28 at Cowboys	P	0	0	0	0.0	0.0	0	0	0	0
10/12 Bengals	P	0	0	0	0.0	0.0	0	0	0	0
10/19 at Cardinals	P	0	0	0	0.0	0.0	0	0	0	0
10/26 at Steelers	P	0	0	0	0.0	0.0	0	0	0	0
11/02 Panthers	P	0	0	0	0.0	0.0	0	0	0	0
11/10 Eagles	P	0	0	0	0.0	0.0	0	0	0	0
11/16 at Giants	P	0	0	0	0.0	0.0	0	0	0	0
11/23 Vikings	P	0	0	0	0.0	0.0	0	0	0	0
11/27 at Lions	P	0	0	0	0.0	0.0	0	0	0	0
12/07 Bears	P	0	0	0	0.0	0.0	0	0	0	0
12/14 at Broncos	P	0	0	0	0.0	0.0	0	0	0	0
12/20 at Bears	P	0	0	0	0.0	0.0	0	0	0	0
12/27 Ravens	P	0	0	0	0.0	0.0	0	0	0	0
01/04 at Vikings	P	5	4	1	0.0	0.0	0	1	0	0
2025 TOTALS	17-0	5	4	1	0.0	0.0	0	1	0	0



COLLIN OLIVER

45

DEFENSIVE LINEMAN  
OKLAHOMA STATE

Rookie





Ht: 6-2 | Wt: 240 | Born: September 23, 2002 | NFL Games Played/Started: 1/0 | Acquired: D5-25

- AT A GLANCE
- » Became just the ninth defensive player in Oklahoma State history to receive all-conference honors three times (2021-23), earning second-team All-Big 12 recognition from the coaches all three of those years and from The Associated Press in 2021 and 2023.
  - » Entered his final year as a preseason All-America selection (third-team honors from Athlon and fourth-team honors from Phil Steele), but his season came to an end due to a foot injury suffered against Arkansas in the second game of the season.
  - » In 2023, was the only FBS player in the country to register six-plus sacks (six), 15-plus tackles for a loss (15½), three-plus forced fumbles (four) and five-plus passes defended (five).
  - » Was named the unanimous Big 12 Defensive Freshman of the Year in 2021 by the league's head coaches and earned freshman All-America honors from ESPN, 247Sports, The Athletic and PFF College.
  - » Was one of three national finalists for the FWAA Freshman of the Year Award after finishing tied for No. 7 in the FBS with 11½ sacks in 2021, the most by a freshman in school history.
  - » Was selected by the Packers in the fifth round (No. 159 overall) of the 2025 NFL Draft, becoming the first Oklahoma State player drafted by Green Bay since C Derrel Gofourth in 1977.
  - » Played at Edmond (Okla.) Santa Fe High School, where he was named the Central Oklahoma Athletic Conference Defensive Player of the Year in 2020.

**2025 SEASON:** Appeared in one game (Week 18), posting a solo tackle, a tackle for a loss, two quarterback hits and four Net Gen Stat QB pressures...Spent the majority of the season on the reserve/physically unable to perform list...Was activated off reserve/physically unable to perform on Dec. 22.

**At Minnesota (Jan. 4):** Saw action on 31 defensive snaps, posting a solo tackle, a tackle for a loss, two QB hits and four NGS QB pressures in his NFL debut. Tackled RB Ty Chandler for a loss of 2 yards on a third-down run in the fourth quarter, forcing Minnesota to settle for a FG attempt on the next play. Became the first Green Bay rookie to record at least four NGS QB pressures and a tackle for a loss in a game, dating back to 2016. Also appeared on 10 special teams snaps.

COLLIN OLIVER'S NFL REGULAR-SEASON DEFENSIVE STATISTICS																			
YEAR	TEAM	GP	GS	TK	S	TACKLES					INTERCEPTIONS								MISC
						A	TFL	YDS	SK	YDS	QBH	NO	YDS	LG	TD	PD	FF	FR	
2025	Packers	1	0	1	1	0	1	2	0.0	0.0	2	0	0	0	0	0	0	0	0
NFL TOTALS		1	0	1	1	0	1	2	0.0	0.0	2	0	0	0	0	0	0	0	0

SINGLE-GAME HIGHS: DEFENSIVE

Total Tackles	1 at Minnesota Vikings, Jan 04, 2026	Tackles For Loss	1 at Minnesota Vikings, Jan 04, 2026
Solo Tackles	1 at Minnesota Vikings, Jan 04, 2026		

2025 GYG REGULAR SEASON (PACKERS)

DATE	OPPONENT	P/S	TK	S	A	SK	YDS	INT	PD	FF	FR
09/07	Lions										
09/11	Commanders										
09/21	at Browns										
09/28	at Cowboys										
10/12	Bengals										
10/19	at Cardinals										
10/26	at Steelers										
11/02	Panthers										
11/10	Eagles										
11/16	at Giants										
11/23	Vikings										
11/27	at Lions										
12/07	Bears										
12/14	at Broncos										
12/20	at Bears										
12/27	Ravens										
01/04	at Vikings	P	1	1	0	0	0	0	0	0	0
2025 TOTALS		1-0	1	1	0	0	0	0	0	0	0

# MATT ORZEC

## 42

LONG SNAPPER  
AZUSA PACIFIC

Sixth NFL Season | Third Packers Season



Ht: 6-3 | Wt: 245 | Born: April 12, 1995 | NFL Games Played/Started: 101/0 | Acquired: UFA (LAR)-23

### AT A GLANCE

- » Last name is pronounced OR-zick.
- » Appeared in 84 regular-season games during his first five seasons in the league, handling snapping duties for all 34 contests for the Packers the last two seasons (2023-24), for all 34 games for the Los Angeles Rams in 2021-22 and all 16 games for the Jacksonville Jaguars in 2019.
- » Snapped for K Brandon McManus in 2024, who ranked No. 2 in the NFL in FG percentage (95.2, 20 of 21), the second-best single-season mark in team history (min. one attempt per game) and the top mark among Green Bay kickers with 20-plus attempts in a season.
- » Has snapped for Packers P Daniel Whelan, who registered two of the top three single-season averages for punting in franchise history, posting a 46.2-yard average in 2023 (No. 2) and a 46.1-yard mark last season (No. 3).
- » Helped Rams K Matt Gay connect on 60 of 64 FGs in 2021-22, a 93.8 percentage that ranked No. 2 in the NFL over that span.
- » Handled snapping duties for the Packers during three playoff contests in 2023-24 and for the Rams for all four of their postseason games in 2021 as the team captured a world title with a win over the Cincinnati Bengals in Super Bowl LVI.
- » Played in 46 games with eight starts during his five seasons at Azusa Pacific (2013-15, 2017-18), seeing time at tight end and long snapper.

**2025 SEASON:** Played in all 17 games, registering three tackles and handling the snapping duties for all punts and placements...Ranked tied for No. 6 in the NFL in tackles among long snappers...Helped P Daniel Whelan set the single-season franchise record for gross punting average (51.7) and net punting average (43.9).

**Vs. Detroit (Sept. 7):** Played eight special teams snaps, handling snapping duties for all punts and placements. Snapped for P Daniel Whelan, who placed two punts inside the 20.

**Vs. Washington (Sept. 11):** Appeared on 10 special teams snaps, handling snapping duties for all punts and placements. Helped K Brandon McManus connect on a season-long 56-yard FG in the fourth quarter.

**At Cleveland (Sept. 21):** Saw action on eight special teams snaps, handling snapping duties for all punts and placements.

**At Dallas (Sept. 28):** Played nine special teams snaps, handling snapping duties for all punts and placements. Snapped for Whelan, who placed both punts inside the 20, and McManus, who converted on FG attempts as time expired in regulation and in overtime.

**Vs. Cincinnati (Oct. 12):** Played seven special teams snaps, handling snapping duties for all punts and placements. Snapped for K Lucas Havrisik, who converted on both FG attempts and all three extra points.

**At Arizona (Oct. 19):** Played eight special teams snaps, handling snapping duties for all punts and placements, including Havrisik's franchise-record 61-yard FG at the end of the first half.

**At Pittsburgh (Oct. 26):** Appeared on 10 special teams snaps, handling snapping duties for all punts and placements and recording a tackle.

**Vs. Carolina (Nov. 2):** Appeared on four special teams snaps, handling snapping duties for all placements.

**Vs. Philadelphia (Nov. 10):** Played seven snaps on special teams, handling snapping duties for all punts and placements.

**At N.Y. Giants (Nov. 16):** Saw action on seven special teams snaps, handling snapping duties for all punts and placements and posting two tackles.

**Vs. Minnesota (Nov. 23):** Played nine special teams snaps, handling snapping duties for all punts and placements, including McManus' three field goals and two extra points.

**At Detroit (Nov. 27):** Appeared on seven special teams snaps, handling snapping duties for all punts and placements, including all five of McManus' made kicks (four FGs, one extra point).

**Vs. Chicago (Dec. 7):** Played eight snaps on special teams, handling snapping duties for all punts and placements.

**At Denver (Dec. 14):** Appeared on seven special teams snaps, handling snapping duties for all punts and placements, including all six of McManus' made kicks (four FGs, two extra points).

**At Chicago (Dec. 20):** Saw action on four special teams snaps, handling snapping duties for all placements.

**Vs. Baltimore (Dec. 27):** Played four special teams snaps, handling snapping duties for all placements.

**At Minnesota (Jan. 4):** Appeared on nine special teams snaps, handling snapping duties for all punts and placements, including Whelan's eight punts for 431 yards (53.9 gross avg., 50.8 net avg.), which was the second-best net average by an NFL player in a game since 2000 (Johnny Hekker, Dec. 4, 2016).

### MATT ORZEC'S NFL REGULAR-SEASON STATISTICS

DATE	TEAM	GP
2019	Jaguars	16
2021	Rams	17
2022	Rams	17
2023	Packers	17
2024	Packers	17
2025	Packers	17
NFL TOTALS		101



**MATT ORZECZ'S NFL POSTSEASON STATISTICS**

DATE	TEAM	GP
2021	Rams	4
2023	Packers	2
2024	Packers	1
NFL TOTALS		7

**2025 GXG REGULAR SEASON (PACKERS)**

DATE	OPPONENT	
09/07	Lions	P
09/11	Commanders	P
09/21	at Browns	P
09/28	at Cowboys	P
10/12	Bengals	P
10/19	at Cardinals	P
10/26	at Steelers	P
11/02	Panthers	P
11/10	Eagles	P
11/16	at Giants	P
11/23	Vikings	P
11/27	at Lions	P
12/07	Bears	P
12/14	at Broncos	P
12/20	at Bears	P
12/27	Ravens	P
01/04	at Vikings	P
2025 TOTALS		17

# MICAH PARSONS

1

DEFENSIVE LINEMAN  
PENN STATE

Fifth NFL Season | First Packers Season



Ht: 6-3 | Wt: 250 | Born: May 26, 1999 | NFL Games Played/Started: 77/76 | Acquired: T-25 (Dal.)

## AT A GLANCE

- » Acquired by the Packers from the Cowboys on Aug. 28 in exchange for DL Kenny Clark and first-round draft selections in 2026 and 2027.
- » Was originally selected in the first round (No. 12 overall) of the 2021 NFL Draft by Dallas.
- » Was selected to his fifth consecutive Pro Bowl (2021-2025), becoming the first defensive player to be named to the Pro Bowl in each of his first five career seasons since former Los Angeles Rams DL Aaron Donald (10).
- » Is the only NFL player (since 1982) to register 12-plus sacks in each of his first five NFL seasons (2021-25).
- » Ranks in the top five in the league in sacks (65.0, No. 3), QB hits (139, No. 4, per TruMedia), Next Gen Stat QB pressures (385, No. 1) and tackles for a loss (76, No. 5) since entering the NFL in 2021.
- » With 65.0 career sacks, has the fifth-most sacks by a player in the first five years of their career (since 1982). Only Reggie White (81), J.J. Watt (74.5 sacks), T.J. Watt (72), and Derrick Thomas (66) have more.
- » Posted 59.0 sacks in his first 70 games, tied for sixth most in NFL history (since 1982).
- » Earned NFC Defensive Player of the Week honors for Week 7, 2025. It was his fourth career Defensive Player of the Week award and first as a Packer (2021: Week 8 / 2022: Week 5 / 2023: Week 2). Became the third Packers defensive lineman to earn the honor in the past 20 seasons (2006-25), joining Aaron Kampman (twice) and Dean Lowry. Tied Cameron Wake (four-time winner) for the most Defensive Players of the Week awards won by a former Penn State player.
- » Posted 52.5 sacks in 2021-24, the fifth-most sacks by a player in his first four seasons in league history (since 1982). Posted 18 multi-sack games over that span, tied for the second most in an NFL player's first four seasons (White, 23).
- » Was one of only three NFL players to register 50-plus sacks and 300-plus QB pressures in 2021-24, joining Bengals DE Trey Hendrickson and Browns DE Myles Garrett.
- » Earned All-Pro honors from The Associated Press three times (first-team honors in 2021-22 and second-team recognition in 2023), and in 2021 became the first Cowboy to win AP Defensive Rookie of the Year.
- » As a sophomore at Penn State in 2019, played in all 13 games with 12 starts and led the defense for the second consecutive season, finishing with 109 tackles (25 more than the second place finisher), 14 tackles for losses (second), 5.0 sacks (tied for third), five breakups, four hurries, four forced fumbles and a fumble recovery.

**2025 SEASON:** Played in 14 games with 13 starts before being placed on injured reserve (knee) on Dec. 17...Finished with 41 tackles (19 solo), 12.5 sacks (No. 1 on the team and tied for No. 7 in the NFL), 12 tackles for a loss (No. 1 on the team), 26 QB hits (No. 1 on the team and No. 9 in the NFL) and 83 Next Gen Stat pressures (No. 3 in the league)...Has 18 career games with two-plus sacks, the fourth-most games with at least two sacks by a player in their first five seasons (since 1982) behind only Reggie White (24), J.J. Watt (21) and Richard Dent (19)...Posted seven-plus Next Gen Stats QB pressures in three straight games (Weeks 2-4)...Had five games with eight-plus NGS QB pressures...Has posted eight-plus QB pressures in a game a league-high 18 times since entering the NFL in 2021 (per TruMedia).

**Vs. Detroit (Sept. 7):** Played 30 defensive snaps in his Packers debut, recording a tackle (solo), a tackle for a loss, a QB hit and a sack when he chased down QB Jared Goff, who fled the pocket, for a loss of 4 yards on a second-and-10 with just over four minutes to play in the fourth quarter. It marked his fourth straight Week 1 game with at least one sack. Finished No. 2 on the team with three NGS QB pressures, including pressuring Goff late in the second quarter on a play that resulted in an interception by S Evan Williams.

**Vs. Washington (Sept. 11):** Made first start as a Packer, appearing on 47 defensive snaps and registering two tackles (both assists), a team-best three QB hits, a half-sack and eight NGS QB pressures. Beat the tackle with an inside move and teamed with LB Edgerrin Cooper to take down QB Jayden Daniels on a third-and-3 early in the third quarter.

**At Cleveland (Sept. 21):** Started and appeared on 51 defensive snaps, posting two tackles (both solo), two QB hits and a team-best eight NGS QB pressures. Is the only player in the NFL this season to register two games with eight-plus NGS QB pressures. Week 3 was the league-high 15th time he has posted eight-plus QB pressures in a game since entering the NFL in 2021 (per TruMedia).

**At Dallas (Sept. 28):** Started and played 47 defensive snaps, recording three tackles (one solo), a sack, two QB hits and seven NGS QB pressures. Has 13.5 sacks over his last 13 games. His three stops were for 2, 1 and 0 yards. With Dallas at the Green Bay 4, chased down QB Dak Prescott for a sack, forcing a third down that resulted in an incomplection.

**Vs. Cincinnati (Oct. 12):** Started and played 58 of 65 defensive snaps, registering three tackles (all assists) and a team-best four NGS QB pressures. All three tackles came within 3 yards of the line of scrimmage (0, 2, 3). All four QB pressures came on plays that resulted in incomplections. Three pressures came on second downs and one came on a third down.

**At Arizona (Oct. 19):** Started and posted five tackles (four solo), a career-high three sacks, four tackles for a loss, five QB hits (tied career best) and a career-high 11 NGS QB pressures. It was his 16th game with eight-plus QB pressures (per TruMedia). No. 1 in the NFL since 2021. Two of his three sacks came on third downs with the Cardinals in the red zone and forced field goals. His third sack came with the Cardinals on the Green Bay 26 with 32 seconds left in the game and resulted in a loss of 9 yards.

**At Pittsburgh (Oct. 26):** Started and played 55 defensive snaps, posted a tackle (solo), a sack, a tackle for a loss, a QB hit and tied for the team lead with three NGS QB pressures. Early in the fourth quarter, swam through a chip from the tight end and then powered through the middle of a double team by the tackle and guard to sack QB Aaron Rodgers for a loss of 10 yards.

**Vs. Carolina (Nov. 2):** Started and led the defensive line with 53 snaps played on defense and recorded three tackles (one solo) and a tackle for a loss. Early in the second quarter, crossed the center to stop RB Rico Dowdle for a loss of 2 yards, setting up a third-and-6 that resulted in an interception for S Xavier McKinney in the back of the end zone.

**Vs. Philadelphia (Nov. 10):** Started and played 53 defensive snaps, recording two tackles (one solo) and a team-best four NGS QB pressures.

**At N.Y. Giants (Nov. 16):** Started and saw action on 61 defensive snaps, leading the team with 1.5 sacks, three QB hits, a forced fumble, nine NGS QB pressures and six tackles (one solo). Combined with LB Isaiah McDuffie to take down QB Jameis Winston for a loss of 7 yards on a fourth-and-3 at the Green Bay 10 late in the third quarter. Posted a sack/forced fumble on Winston that was recovered by DL Rashan Gary to end the game.

**Vs. Minnesota (Nov. 23):** Started and played 40 of 44 defensive snaps, recording two tackles (both solo), two sacks, two tackles for a loss, three QB hits and three NGS QB pressures. His first sack came on a first down for a loss of 7 yards and his second sack came on a second down for a loss of 5 yards on possessions that were three-and-outs in the third quarter.

**At Detroit (Nov. 27):** Started and saw action on 57 defensive snaps, registering a season-high eight tackles (four solo), 2.5 sacks, three tackles for a loss, four QB hits and 10 NGS QB pressures. Posted 1.5 sacks on third downs for a combined loss of 15 yards and recorded two sacks in the fourth quarter. Registered his most tackles in a game since 2021.

**Vs. Chicago (Dec. 7):** Started and played 61 defensive snaps, recording a tackle (assist), two QB hits and eight NGS QB pressures,



tied for the most against the Bears this season (Bengals DE Joseph Ossai). Five of his pressures were on plays that resulted in incompletions and one had QB Caleb Williams step up into a sack by DL Kingsley Enagbare for a loss of 9 yards.

**At Denver (Dec. 14):** Started and played 40 defensive snaps before a knee injury ended his day late in the third quarter. Finished with two tackles (one solo), a pass defended and a team-best five NGS QB pressures, and forced a fumble when he swung RB RJ Harvey down and LB Edgerrin Cooper dove on the ball at the Green Bay 47 on the first drive of the game. The ensuing drive resulted in a field goal to take a 3-0 lead. Two of his pressures came on third downs that Denver did not convert.

REGULAR-SEASON COMPARISON: DEFENSIVE - CHICAGO BEARS

DATE	OPP	W/L	GP/GS	TACKLES				SACK	YDS.	INT	TFL	PD	QBH	MISC		
				TOT	SOLO	ASST								TD	FF	FR
10/30/22	DAL vs. CHI	W	S	4	2	2	0.0	0.0	0	0	0	0	0	1	0	1
12/7/25	GB vs. CHI	W	S	1	0	1	0.0	0.0	0	0	0	0	2	0	0	0
TOTALS		2/0	2/2	5	2	3	0.0	0.0	0	0	0	0	2	1	0	1

MICAH PARSONS' NFL REGULAR-SEASON DEFENSIVE STATISTICS

		TACKLES										INTERCEPTIONS										ST				MISC	
YEAR	TEAM	GP	GS	TK	S	A	TFL	YDS	SK	YDS	QBH	NO	YDS	LG	TD	PD	FF	FR	TD	YDS	TK	S	A	FF	FR	S	A
2021	Cowboys	16	16	84	64	20	114	13.0	119.5	30	0	0	0	0	3	3	0	0	0	0	0	0	0	0	0	0	0
2022	Cowboys	17	17	65	42	23	14	69	13.5	88.5	27	0	0	0	0	3	3	1	36	0	0	0	0	0	0	0	0
2023	Cowboys	17	17	64	36	28	18	111	14.0	115.0	33	0	0	0	0	2	1	1	0	0	0	0	0	0	0	0	0
2024	Cowboys	13	13	43	30	13	12	94	12.0	83.0	23	0	0	0	0	1	2	0	0	0	0	0	0	0	0	0	0
2025	Packers	14	13	41	19	22	12	74	12.5	80.5	26	0	0	0	0	1	2	0	0	0	0	0	0	0	0	0	0
NFL TOTALS		77	76	297	191	106	76	462	65.0	486.5	139	0	0	0	0	10	11	4	1	36	0	0	0	0	0	0	0

MICAH PARSONS' NFL POSTSEASON DEFENSIVE STATISTICS

YEAR	TEAM	TACKLES										INTERCEPTIONS										ST				MISC	
		GP	GS	TK	\$	A	TFL	YDS	SK	YDS	QBH	NO	YDS	LG	TD	PD	FF	FR	TD	YDS	TK	\$	A	FF	FR	S	A
2021	Cowboys	1	1	9	3	6	1	0	0.0	0.0	0	0	0	0	0	0	0	0	0	0	0	0	0	0	0	0	0
2022	Cowboys	2	2	7	4	3	2	10	1.0	8.0	3	0	0	0	3	0	0	0	0	0	0	0	0	0	0	0	0
2023	Cowboys	1	1	2	1	1	0	0	0.0	0.0	1	0	0	0	0	0	0	0	0	0	0	0	0	0	0	0	0
NFL TOTALS		4	4	18	8	10	3	10	1.0	8.0	4	0	0	0	3	0	0	0	0	0	0	0	0	0	0	0	0

SINGLE-GAME HIGHS: DEFENSIVE

Total Tackles	9 vs. New York Giants, Oct 10, 2021	Forced Fumbles	1 at New York Giants, Nov 16, 2025
	8 at Detroit Lions, Nov 27, 2025		1 vs. Tampa Bay Buccaneers, Dec 22, 2024
Solo Tackles	...1 more at 8.	Fumble Recoveries	...8 more at 1.
	7 at Minnesota Vikings, Oct 31, 2021		1 vs. New York Jets, Sep 17, 2023
Sacks	7 vs. New York Giants, Oct 10, 2021	Tackles For Loss	1 at Tennessee Titans, Dec 29, 2022
	3.0 at Arizona Cardinals, Oct 19, 2025		...2 more at 1.
Passes Defensed	2.5 at Detroit Lions, Nov 27, 2025		4 at Arizona Cardinals, Oct 19, 2025
	...3 more at 2.5.		4 at Minnesota Vikings, Oct 31, 2021
	2 at Philadelphia Eagles, Oct 16, 2022		
	1 at Denver Broncos, Dec 14, 2025		
	...7 more at 1.		

2025 GYG REGULAR SEASON (PACKERS)

DATE	OPPONENT	P/S	TK	\$	A	SK	YDS	INT	PD	FF	FR	
09/07	Lions	P	1	1	0	1.0	4.0	0	0	0	0	
09/11	Commanders	S	2	0	2	0.5	5.0	0	0	0	0	
09/21	at Browns	S	2	2	0	0.0	0.0	0	0	0	0	
09/28	at Cowboys	S	3	1	2	1.0	0.0	0	0	0	0	
10/12	Bengals	S	3	0	3	0.0	0.0	0	0	0	0	
10/19	at Cardinals	S	5	4	1	3.0	26.0	0	0	0	0	
10/26	at Steelers	S	1	1	0	1.0	10.0	0	0	0	0	
11/02	Panthers	S	3	1	2	0.0	0.0	0	0	0	0	
11/10	Eagles	S	2	1	1	0.0	0.0	0	0	0	0	
11/16	at Giants	S	6	1	5	1.5	3.5	0	0	1	0	
11/23	Vikings	S	2	2	0	2.0	12.0	0	0	0	0	
11/27	at Lions	S	8	4	4	2.5	20.0	0	0	0	0	
12/07	Bears	S	1	0	1	0.0	0.0	0	0	0	0	
12/14	at Broncos	S	2	1	1	0.0	0.0	0	1	1	0	
12/20	at Bears		INJURED RESERVE									
12/27	Ravens		INJURED RESERVE									
01/04	at Vikings		INJURED RESERVE									
2025 TOTALS		14-13	41	19	22	12.5	80.5	0	0	1	2	0

# JAYDEN REED

## 11

WIDE RECEIVER  
MICHIGAN STATE

Third NFL Season | Third Packers Season



Ht: 5-11 | Wt: 187 | Born: April 28, 2000 | NFL Games Played/Started: 40/26 | Acquired: D2b-23

### AT A GLANCE

- » Is the only player in league history to post 750-plus receiving yards, 55-plus receptions, six-plus receiving TDs, 100-plus rushing yards and a rushing TD in each of his first two NFL seasons (2023-24) and is one of just three NFL players to hit those marks in back-to-back seasons (WR Bobby Mitchell, 1966-67; RB Marshall Faulk, 2000-01).
- » Among wide receivers with 100-plus targets, ranks No. 1 in the NFL since 2023 in passer rating when targeted (126.8).
- » Is the only WR in team history to post 900-plus yards from scrimmage in both of his first two seasons (2023-24).
- » Was the only player in the NFL in 2024 with 800-plus receiving yards (857) and 150-plus rushing yards (163) and became the first player to hit those marks in a season in team history.
- » Set a franchise rookie record with 64 receptions in 2023, eclipsing WR Sterling Sharpe's mark of 55 catches in 1988. His 119 career catches rank No. 2 by a Packer in his first two NFL seasons behind only Sharpe (145 in 1988-89).
- » Became the first rookie in NFL history to post 100-plus rushing yards, multiple rushing TDs, 60-plus receptions, 750-plus receiving yards and eight-plus receiving TDs.
- » Played three seasons at Michigan State (2020-22), earning second-team All-Big Ten honors from the coaches as a receiver and third-team recognition as a kick/punt returner from the media in 2022.

**2025 SEASON:** Appeared in seven games with three starts, posting 19 receptions for 207 yards (10.9 avg.) and a TD along with three carries for 28 yards (9.3 avg.)....Returned two punts for 21 yards (10.5 avg.)....Was placed on injured reserve (shoulder) on Sept. 20 and was activated on Dec. 6.

**Vs. Detroit (Sept. 7):** Played 18 snaps on offense and posted a team-high three catches for 45 yards (15.0 avg.), including a 17-yard TD grab midway through the second quarter. Also returned two punts for 21 yards (10.5 avg.), including a 20-yarder early in the fourth quarter.

**Vs. Washington (Sept. 11):** Played five snaps, but sustained a shoulder injury on Green Bay's opening drive attempting to make a TD catch and did not return.

**Vs. Chicago (Dec. 7):** Returned after missing 10 games due to injury, getting the start and playing 25 snaps. Caught four passes for 31 yards (7.8 avg.) and added 22 rushing yards on two carries (11.0 avg.).

**At Denver (Dec. 14):** Played 43 of 66 snaps, leading the team with five catches for 55 yards (11.0 avg.).

**At Chicago (Dec. 20):** Started and played 46 of 72 snaps, finishing with three receptions for 35 yards (11.7 avg.), including a season-long 31-yard grab from QB Malik Willis in the fourth quarter. Added a 6-yard run.

**Vs. Baltimore (Dec. 27):** Appeared on 24 snaps and posted four receptions for 41 yards (10.3 avg.), including a 30-yard catch from Willis early in the third quarter.

**At Minnesota (Jan. 4):** Played eight snaps on offense.

### REGULAR-SEASON COMPARISON: RECEIVING - CHICAGO BEARS

DATE	OPP	W/L	GP/GS	REC	YDS	AVG.	TD	LG	TGTS	YAC
9/10/23	GB @ CHI	W	S	2	48	24.0	0	30	5	18
1/7/24	GB vs. CHI	W	S	4	112	28.0	0	59	4	55
11/17/24	GB @ CHI	W	S	2	23	11.5	1	15t	2	15
1/5/25	GB vs. CHI	L	P	2	48	24.0	0	31	2	0
12/7/25	GB vs. CHI	W	S	4	31	7.8	0	18	4	4
12/20/25	GB @ CHI	L	S	3	35	11.7	0	31	3	22
TOTALS		4/2	6/5	17	297	17.5	1	59	20	114

### JAYDEN REED'S NFL REGULAR-SEASON RUSHING/RECEIVING STATISTICS

		RECEIVING							RUSHING				
DATE	TEAM	GP	GS	NO.	YDS.	AVG.	LG	TD	NO.	YDS.	AVG.	LG	TD
2023	Packers	16	13	64	793	12.4	59	8	11	119	10.8	32t	2
2024	Packers	17	10	55	857	15.6	70t	6	20	163	8.2	33t	1
2025	Packers	7	3	19	207	10.9	31	1	3	28	9.3	15	0
NFL TOTALS		40	26	138	1,857	13.5	70t	15	34	310	9.1	33t	3

### JAYDEN REED'S NFL POSTSEASON RUSHING/RECEIVING STATISTICS

		RECEIVING							RUSHING				
DATE	TEAM	GP	GS	NO.	YDS.	AVG.	LG	TD	NO.	YDS.	AVG.	LG	TD
2023	Packers	2	1	4	35	8.8	27	0	1	9	9.0	9	0
2024	Packers	1	1	4	46	11.5	20	0	0	0	0.0	0	0
NFL TOTALS		3	2	8	81	10.1	27	0	1	9	9.0	9	0



JAYDEN REED'S NFL REGULAR-SEASON RETURN STATISTICS

PUNT RETURNS							
DATE	TEAM	NO.	FC	YDS.	AVG.	LG	TD
2023	Packers	11	14	94	8.5	35	0
2024	Packers	14	30	110	7.9	16	0
2025	Packers	2	0	21	10.5	20	0
NFL TOTALS		27	44	225	8.3	35	0

JAYDEN REED'S NFL POSTSEASON RETURN STATISTICS

PUNT RETURNS							
DATE	TEAM	NO.	FC	YDS.	AVG.	LG	TD
2023	Packers	2	4	16	8.0	12	0
2024	Packers	2	1	26	13.0	20	0
NFL TOTALS		4	5	42	10.5	20	0

SINGLE-GAME HIGHS: RUSHING/RECEIVING/RETURNS

Rush Attempts	4 at New York Giants, Dec 11, 2023	Longest Receptions	70t at Philadelphia Eagles, Sep 06, 2024
	3 vs. Chicago Bears, Jan 05, 2025 ...2 more at 3.		59 vs. Chicago Bears, Jan 07, 2024
Rushing Yards	46 vs. Los Angeles Chargers, Nov 19, 2023	Receiving TDs	2 vs. Miami Dolphins, Nov 28, 2024
	38 at New York Giants, Dec 11, 2023		2 at Minnesota Vikings, Dec 31, 2023 ...1 more at 2.
Longest Runs	33t at Philadelphia Eagles, Sep 06, 2024	Punt Return Yards	54 at Chicago Bears, Sep 10, 2023
	32t vs. Los Angeles Chargers, Nov 19, 2023		22 vs. Los Angeles Rams, Nov 05, 2023
Rushing TDs	1 at New York Giants, Dec 11, 2023	Longest Punt Return	35 at Chicago Bears, Sep 10, 2023
	1 vs. Los Angeles Chargers, Nov 19, 2023		22 vs. Los Angeles Rams, Nov 05, 2023
Receptions	8 at New York Giants, Dec 11, 2023	Punt Returns	3 at Chicago Bears, Sep 10, 2023
	7 vs. Minnesota Vikings, Sep 29, 2024		2 vs. Detroit Lions, Sep 07, 2025 ...6 more at 2.
Receiving Yards	139 vs. Minnesota Vikings, Sep 29, 2024	Most TDs	2 vs. Miami Dolphins, Nov 28, 2024
	138 at Philadelphia Eagles, Sep 06, 2024		2 at Philadelphia Eagles, Sep 06, 2024 ...2 more at 2.
Receiving Average	34.5 at Philadelphia Eagles, Sep 06, 2024	Scrimmage Yards	171 at Philadelphia Eagles, Sep 06, 2024
	28.0 vs. Chicago Bears, Jan 07, 2024		141 vs. Minnesota Vikings, Sep 29, 2024

2025 GXG REGULAR SEASON (PACKERS)

RECEIVING													
RUSHING													
DATE	OPPONENT	P/S	NO.	YDS.	AVG.	LG	TD	NO.	YDS.	AVG.	LG	TD	
09/07	Lions	P	3	45	15.0	26	1	0	0	0.0	0	0	
09/11	Commanders	S	0	0	0.0	0	0	0	0	0.0	0	0	
09/21	at Browns							INJURED RESERVE					
09/28	at Cowboys							INJURED RESERVE					
10/12	Bengals							INJURED RESERVE					
10/19	at Cardinals							INJURED RESERVE					
10/26	at Steelers							INJURED RESERVE					
11/02	Panthers							INJURED RESERVE					
11/10	Eagles							INJURED RESERVE					
11/16	at Giants							INJURED RESERVE					
11/23	Vikings							INJURED RESERVE					
11/27	at Lions							INJURED RESERVE					
12/07	Bears	S	4	31	7.8	18	0	2	22	11.0	15	0	
12/14	at Broncos	P	5	55	11.0	29	0	0	0	0.0	0	0	
12/20	at Bears	S	3	35	11.7	31	0	1	6	6.0	6	0	
12/27	Ravens	P	4	41	10.3	30	0	0	0	0.0	0	0	
01/04	at Vikings	P	0	0	0.0	0	0	0	0	0.0	0	0	
2025 TOTALS		7-3	19	207	10.9	31	1	3	28	9.3	15	0	

2025 GXG REGULAR SEASON (PACKERS)

DATE	OPPONENT	P/S	KICKOFF RETURNS					PUNT RETURNS						W/L	SCORE
			RET	YDS	AVG	LG	TD	NO	FC	YDS	AVG	LG	TD		
09/07	Lions	P	0	0	0.0	0	0	2	0	21	10.5	20	0	W	27-13
09/11	Commanders	S	0	0	0.0	0	0	0	0	0	0.0	0	0	W	27-18
09/21	at Browns							INJURED RESERVE						L	10-13
09/28	at Cowboys							INJURED RESERVE						T	40-40+
10/12	Bengals							INJURED RESERVE						W	27-18
10/19	at Cardinals							INJURED RESERVE						W	27-23
10/26	at Steelers							INJURED RESERVE						W	35-25
11/02	Panthers							INJURED RESERVE						L	13-16
11/10	Eagles							INJURED RESERVE						L	7-10
11/16	at Giants							INJURED RESERVE						W	27-20
11/23	Vikings							INJURED RESERVE						W	23-6
11/27	at Lions							INJURED RESERVE						W	31-24
12/07	Bears	S	0	0	0.0	0	0	0	0	0	0.0	0	0	W	28-21
12/14	at Broncos	P	0	0	0.0	0	0	0	0	0	0.0	0	0	L	26-34
12/20	at Bears	S	0	0	0.0	0	0	0	0	0	0.0	0	0	L	16-22+
12/27	Ravens	P	0	0	0.0	0	0	0	0	0	0.0	0	0	L	24-41
01/04	at Vikings	P	0	0	0.0	0	0	0	0	0	0.0	0	0	L	3-16
2025 TOTALS		7-3	0	0	0.0	0	0	2	0	21	10.5	20	0	9-7	

+ - Overtime



# SEAN RHYAN

## 75

CENTER/GUARD  
UCLA

Fourth NFL Season | Fourth Packers Season



Ht: 6-5 | Wt: 321 | Born: September 15, 2000 | NFL Games Played/Started: 47/28 | Acquired: D3-22

### AT A GLANCE

- » Started all 17 games at right guard in 2024 and helped the offense rank No. 2 in sacks allowed (22) and No. 5 in total offense (370.8 ypg), rushing offense (146.8 ypg) and yards per play (6.14), one of only two teams in the league (Baltimore) to rank in the top five in the NFL in all four of those categories and the Packers' first time doing so since 2003.
- » Part of an offense that posted 2,496 rushing yards last season, the second most in a season in team history (2,558 in 2003), and 142 rushing first downs, tied for the second most in franchise history (145 in 1962).
- » Played in 12 contests for the Packers in 2023, splitting time at RG with Jon Runyan for the final four regular-season games and both playoff contests.
- » Part of a line that did not allow a sack in the 2023 playoffs, the first time in franchise history that the Packers did not give up a sack in back-to-back games in a single postseason.
- » Selected by the Packers in the third round (No. 92 overall) of the 2022 NFL Draft, becoming the first UCLA offensive lineman to be drafted by Green Bay since C Mike Flanagan (third round) in 1996.
- » Started all 31 games he appeared in at LT during his three years at UCLA, helping the Bruins rank No. 2 in the Pac-12 with an average of 193.5 rushing yards per game from 2019-21.

**2025 SEASON:** Appeared in all 17 games with 11 starts (seven at C, four at RG)...Part of a line that helped the Packers rank tied for No. 7 in the league in sacks allowed (29), No. 3 in giveaways (13) and No. 2 in third-down conversions (48.8 pct.).

**Vs. Detroit (Sept. 7):** Started at RG and appeared on 33 of 48 snaps as part of a line that did not allow a sack of QB Jordan Love. Helped protect Love as he connected on 16 of 22 passes for 188 yards and two TDs with no INTs (128.6 rating).

**Vs. Washington (Sept. 11):** Started at RG and played all 68 snaps, helping to block for Love as he threw for 292 yards and two TDs with no INTs on 19-of-31 passing (113.9 rating).

**At Cleveland (Sept. 21):** Started at RG and played all 65 snaps.

**At Dallas (Sept. 28):** Started at RG and played all 83 snaps, part of a line that allowed just one sack and protected Love as he threw for 337 yards and three TDs with no INTs (118.1 rating). Helped the offense register season highs for total yards (489), rushing yards (164) and first downs (32).

**Vs. Cincinnati (Oct. 12):** Rotated in for starting RG Jordan Morgan for two drives in the first half, appearing on 11 offensive snaps. Also played five snaps on special teams.

**At Arizona (Oct. 19):** Appeared on five plays on special teams.

**At Pittsburgh (Oct. 26):** Rotated series with Morgan at RG, appearing on 35 of 64 snaps. Part of a line that did not allow a sack and blocked for Love as he posted a career-high 134.2 passer rating (29 of 37 for 360 yards and three TDs with no INTs).

**Vs. Carolina (Nov. 2):** Came in for an injured Aaron Banks at LG after the first series, appearing on 56 of 65 snaps. Helped protect Love as the line gave up only one sack on the day, the fifth straight game Green Bay allowed no more than one sack.

**Vs. Philadelphia (Nov. 10):** Entered the game in the second quarter at C in place of an injured Elgton Jenkins (ankle) and played the final 41 snaps.

**At N.Y. Giants (Nov. 16):** Made his first NFL start at C and appeared on all 55 snaps, helping the Packers post a season-high average of 5.6 yards per carry (128 yards on 23 attempts).

**Vs. Minnesota (Nov. 23):** Started at C and played all 66 snaps, part of a line that allowed just one sack and helped clear the way for RB Emanuel Wilson's career-high 107 yards and a career-best two rushing TDs on 28 carries (3.8 avg.).

**At Detroit (Nov. 27):** Started at C and played all 63 snaps as the line did not allow a sack on the afternoon and protected Love as he posted a 124.2 passer rating (18 of 30 for 234 yards and four TDs with no INTs).

**Vs. Chicago (Dec. 7):** Started at C and played all 53 snaps, helping to protect Love as he was sacked only one time and as he threw for 234 yards and three TDs with one INT on 17-of-25 passing for a 120.7 rating.

**At Denver (Dec. 14):** Started at C and appeared on all 66 snaps, helping Green Bay register a season-best average of 5.8 yards per carry (115 yards on 20 attempts).

**At Chicago (Dec. 20):** Started at C and played all 72 snaps, helping to clear the way for the Packers' season-high 192 rushing yards on 44 carries (4.4 avg.).

**Vs. Baltimore (Dec. 27):** Started at C and played 41 of 47 snaps, coming out for the final series with the Packers trailing, 41-24. Helped protect QB Malik Willis as he posted a career-high 134.6 passer rating (18 of 21 for a career-best 288 yards and a TD).

**At Minnesota (Jan. 4):** Appeared on one snap on special teams.

### SEAN RHYAN'S NFL REGULAR-SEASON STATISTICS

DATE	TEAM	GP	GS
2022	Packers	1	0
2023	Packers	12	0
2024	Packers	17	17
2025	Packers	17	11
NFL TOTALS		47	28



SEAN RHYAN'S NFL POSTSEASON STATISTICS

DATE	TEAM	GP	GS
2023	Packers	2	0
2024	Packers	1	1
NFL TOTALS		3	1



2025 GXG REGULAR SEASON (PACKERS)


DATE	OPPONENT	P/S
09/07	Lions	S
09/11	Commanders	S
09/21	at Browns	S
09/28	at Cowboys	S
10/12	Bengals	P
10/19	at Cardinals	P
10/26	at Steelers	P
11/02	Panthers	P
11/10	Eagles	P
11/16	at Giants	S
11/23	Vikings	S
11/27	at Lions	S
12/07	Bears	S
12/14	at Broncos	S
12/20	at Bears	S
12/27	Ravens	P
01/04	at Vikings	P
2025 TOTALS		17-11

JORDON  
RILEY  
97

DEFENSIVE LINEMAN  
OREGON

Third NFL Season | First Packers Season



Ht: 6-5 | Wt: 338 | Born: May 19, 1998 | NFL Games Played/Started: 25/5 | Acquired: FA-25 (PS-NYG)

- AT A GLANCE
- » Prior to his time with the Packers, played in 21 games (five starts) for the N.Y. Giants and made 20 tackles (11 solo) including four tackles for a loss.
  - » In 2024, played in 13 games with five starts, totaled 12 tackles, 3 tackles for loss and 1 quarterback hit.
  - » Made his first career start at nose tackle vs. New Orleans (12/8/24) and recorded two tackles with a tackle for a loss.
  - » As a rookie in 2023, played in eight games and made eight tackles, including one for lost yardage.
  - » Played in 44 games during a collegiate career that took him to North Carolina, Garden City Community College in Kansas, Nebraska, and Oregon.
  - » Originally selected by the N.Y. Giants in the seventh round (No. 243 overall) of the 2023 NFL Draft.

**2025 SEASON:** Appeared in four games (Weeks 14-17), seeing action on defense and special teams, posting two solo tackles and a Next Gen Stat QB pressure on defense...Was signed to the active roster from the N.Y. Giants' practice squad on Dec. 3...Was placed on injured reserve (Achilles) on Dec. 30.

**Vs. Chicago (Dec. 7):** Played 14 defensive snaps and three special teams snaps in his Packers debut.

**At Denver (Dec. 14):** Appeared on 16 defensive snaps and four special teams snaps.

**At Chicago (Dec. 20):** Saw action on a season-high 23 defensive snaps, posting a career-high two solo tackles, both of which came within 2 yards of the line of scrimmage. Held RB Kyle Monangai to a gain of 2 yards on a run in the second quarter, which helped Green Bay force a punt two plays later. Also played four special teams snaps.

**Vs. Baltimore (Dec. 27):** Played 11 defensive snaps and posted a NGS QB pressure before exiting the game in the second quarter with an Achilles injury. Pressured QB Tyler Huntley on a first-quarter pass attempt, helping force an incomplection. Also appeared on a special teams snap.

JORDON RILEY'S NFL REGULAR-SEASON DEFENSIVE STATISTICS																												
		TACKLES										INTERCEPTIONS										ST				MISC		
YEAR	TEAM	GP	GS	TK	S	A	TFL	YDS	SK	YDS	QBH	NO	YDS	LG	TD	PD	FF	FR	TD	YDS	TK	S	A	FF	FR	S	A	
2023	Giants	8	0	8	4	4	1	0	0.0	0.0	0	0	0	0	0	0	0	0	0	0	0	0	0	0	0	0	0	0
2024	Giants	13	5	12	7	5	3	4	0	0.0	0.0	1	0	0	0	0	0	0	0	0	0	0	0	0	0	0	0	0
2025	Packers	4	0	2	2	0	0	0	0	0.0	0.0	0	0	0	0	0	0	0	0	0	0	0	0	0	0	0	0	0
NFL TOTALS		25	5	22	13	9	4	4	0	0.0	0.0	1	0	0	0	0	0	0	0	0	0	0	0	0	0	0	0	0

- SINGLE-GAME HIGHS: DEFENSIVE
- Total Tackles
  - 3 vs. Los Angeles Rams, Dec 31, 2023
  - 2 at Chicago Bears, Dec 20, 2025
  - ...4 more at 2.

Solo Tackles
  - 2 at Chicago Bears, Dec 20, 2025
  - 1 vs. Indianapolis Colts, Dec 29, 2024
  - ...10 more at 1.

Tackles For Loss
  - 1 vs. Baltimore Ravens, Dec 15, 2024
  - 1 vs. New Orleans Saints, Dec 08, 2024
  - ...1 more at 1.

2025 GYG REGULAR SEASON (GIANTS/PACKERS)														
DATE OPPONENT		P/S	TK	S	A	SK	YDS	INT	PD	FF	FR			
09/07 at Commanders			PRACTICE SQUAD											
09/14 at Cowboys			PRACTICE SQUAD											
09/21 Chiefs			PRACTICE SQUAD											
09/28 Chargers			PRACTICE SQUAD											
10/05 at Saints			PRACTICE SQUAD											
10/09 Eagles			PRACTICE SQUAD											
10/19 at Broncos			PRACTICE SQUAD											
10/26 at Eagles			PRACTICE SQUAD											
11/02 49ers			PRACTICE SQUAD											
11/09 at Bears			PRACTICE SQUAD											
11/16 Packers			PRACTICE SQUAD											
11/23 at Lions			PRACTICE SQUAD											
			Went from <b>Giants</b> to <b>Packers</b> .											
12/07 Bears			P	0	0	0	0.0	0	0	0	0			
12/14 at Broncos			P	0	0	0	0.0	0	0	0	0			
12/20 at Bears			P	2	2	0	0.0	0	0	0	0			
12/27 Ravens			P	0	0	0	0.0	0	0	0	0			
01/04 at Vikings			INJURED RESERVE											
2025 TOTALS			4-0	2	2	0	0.0	0	0	0	0			

JAYLIN  
SIMPSON  
38  
CORNERBACK  
AUBURN



First NFL Season | First Packers Season

Ht: 6-0 | Wt: 180 | Born: March 17, 2000 | NFL Games Played/Started: 1/0 | Acquired: FA-25

AT A GLANCE

- » First-year safety who entered the NFL as a fifth-round selection by the Indianapolis Colts in 2024 (No. 164 overall).
- » Appeared in 47 career games (23 starts) at Auburn (2019-23) and totaled 116 tackles (89 solo), 4.0 tackles for loss, 21 passes defended and seven interceptions (one returned for a touchdown).
- » Garnered Second Team All-SEC honors in 2023.

**2025 SEASON:** Played in one game (Week 18), posting eight tackles (five solo) on defense while also seeing action on special teams...Was signed to the practice squad on Aug. 27...Was elevated to the active roster for gameday on Nov. 26 but did not see any action...Was signed from the practice squad to the active roster on Dec. 30.

**At Minnesota (Jan. 4):** Played 62 of 67 defensive snaps (No. 3 on the team among defensive backs), registering eight tackles (five solo) in his NFL debut. Became the second Green Bay defensive back to post at least eight tackles in his NFL debut dating back to 2000 (Javon Bullard; Sept. 6, 2024). Also appeared on nine special teams snaps.

JAYLIN SIMPSON'S NFL REGULAR-SEASON DEFENSIVE STATISTICS

YEAR	TEAM	GP	GS	TACKLES										INTERCEPTIONS										ST				MISC	
				TK	S	A	TFL	YDS	SK	YDS	QBH	NO	YDS	LG	TD	PD	FF	FR	TD	YDS	TK	S	A	FF	FR	S	A		
2025	Packers	1	0	8	5	3	0	0	0.0	0.0	0	0	0	0	0	0	0	0	0	0	0	0	0	0	0	0	0		
NFL TOTALS		1	0	8	5	3	0	0	0.0	0.0	0	0	0	0	0	0	0	0	0	0	0	0	0	0	0	0	0		

SINGLE-GAME HIGHS: DEFENSIVE

Total Tackles8 at Minnesota Vikings, Jan 04, 2026

Solo Tackles5 at Minnesota Vikings, Jan 04, 2026

2025 GXG REGULAR SEASON (PACKERS)

DATE	OPPONENT	P/S	TK	S	A	SK	YDS	INT	PD	FF	FR
09/07	Lions										
09/11	Commanders										
09/21	at Browns										
09/28	at Cowboys										
10/12	Bengals										
10/19	at Cardinals										
10/26	at Steelers										
11/02	Panthers										
11/10	Eagles										
11/16	at Giants										
11/23	Vikings										
11/27	at Lions										
12/07	Bears										
12/14	at Broncos										
12/20	at Bears										
12/27	Ravens										
01/04	at Vikings	P	8	5	3	0.0	0.0	0	0	0	0
2025 TOTALS		1-0	8	5	3	0.0	0.0	0	0	0	0

2025 GREEN BAY PACKERS

87

PLAYERS

LECITUS  
SMITH  
68

GUARD/CENTER  
VIRGINIA TECH

Third NFL Season | First Packers Season



Ht: 6-3 | Wt: 314 | Born: July 13, 1998 | NFL Games Played/Started: 19/3 | Acquired: FA-25

**2025 SEASON:** Appeared in one game with one start (Week 18), seeing action at left guard.

**At Minnesota (Jan. 4):** Started and played all 51 offensive snaps in his Green Bay debut.

**2025 GYG REGULAR SEASON (PACKERS)**

DATE	OPPONENT	P/S	
09/07	Lions		NOT ON ROSTER
09/11	Commanders		NOT ON ROSTER
09/21	at Browns		NOT ON ROSTER
09/28	at Cowboys		DID NOT PLAY
10/12	Bengals		PRACTICE SQUAD
10/19	at Cardinals		PRACTICE SQUAD
10/26	at Steelers		PRACTICE SQUAD
11/02	Panthers		PRACTICE SQUAD
11/10	Eagles		NOT ON ROSTER
11/16	at Giants		PRACTICE SQUAD
11/23	Vikings		PRACTICE SQUAD
11/27	at Lions		PRACTICE SQUAD
12/07	Bears		PRACTICE SQUAD
12/14	at Broncos		PRACTICE SQUAD
12/20	at Bears		PRACTICE SQUAD
12/27	Ravens		PRACTICE SQUAD
01/04	at Vikings	S	
2025 TOTALS		1-1	

# BARRYN SORRELL

## 99

DEFENSIVE LINEMAN  
TEXAS

Rookie



Ht: 6-3 | Wt: 256 | Born: December 22, 2002 | NFL Games Played/Started: 14/1 | Acquired: D4-25

### AT A GLANCE

- » Played in 49 games with 40 starts in four seasons (2021-24) at Texas, starting his final 30 college contests and leading the Longhorns with 15½ sacks over his final three seasons.
- » In 2024, tied his career high with 44 tackles (16 solo) while setting career highs for tackles for a loss (11), sacks (six) and QB hurries (team-high 12).
- » Was the only Longhorn with 10-plus tackles for a loss, 10-plus QB hurries and six-plus sacks in 2024.
- » Earned All-Big 12 honorable mention from the league's coaches in 2023 after recording 37 tackles (career-high 17 solo), four sacks, 4½ tackles for a loss and a team-best 10 QB hurries.
- » Selected by the Packers in the fourth round (No. 124 overall) of the 2025 NFL Draft, becoming the first defensive player from the University of Texas to be drafted by Green Bay since DB Bobby Dillon in 1952.
- » Was an all-state and academic all-state honoree as well as an all-district selection at Holy Cross High School (New Orleans, La.), where he played defensive end, defensive tackle and tight end during his career.

**2025 SEASON:** Played in 14 games and recorded 15 tackles (seven solo), 1.5 sacks, three quarterback hits, a fumble recovery and nine Next Gen Stat QB pressures...Was inactive for three games (Week 1, knee; Weeks 15 and 17, healthy scratch).

**Vs. Detroit (Sept. 7):** Inactive (knee).

**Vs. Washington (Sept. 11):** Made his NFL debut, appearing on eight defensive snaps and registering a career-high two NGS QB pressures. Recorded his first NFL sack when he split a sack of QB Jayden Daniels with DL Karl Brooks in the fourth quarter.

**At Cleveland (Sept. 21):** Played six defensive snaps and six snaps on special teams.

**At Dallas (Sept. 28):** Played eight snaps on defense and recorded a QB hit. Also saw action on eight special teams snaps.

**Vs. Cincinnati (Oct. 12):** Saw action on 13 defensive snaps, recording a NGS QB pressure and a QB hit on QB Joe Flacco in the fourth quarter. Also appeared on eight special teams snaps.

**At Arizona (Oct. 19):** Played a career-high 30 defensive snaps and recorded a NGS QB pressure. Also saw action on six special teams snaps.

**At Pittsburgh (Oct. 26):** Appeared on 13 defensive snaps, registering a solo tackle and a NGS QB pressure. Also played 10 special teams snaps.

**Vs. Carolina (Nov. 2):** Played a defensive snap.

**Vs. Philadelphia (Nov. 10):** Played seven snaps on defense, posting a pair of assisted tackles on Philadelphia's first offensive drive. Also saw action on three special teams snaps.

**At N.Y. Giants (Nov. 16):** Saw action on 12 defensive snaps and posted an assisted tackle. Combined with LB Quay Walker to hold RB Tyrone Tracy Jr. to a gain of a yard on a third-quarter run.

**Vs. Minnesota (Nov. 23):** Appeared on seven special teams snaps.

**At Detroit (Nov. 27):** Played seven defensive snaps and seven special teams snaps.

**Vs. Chicago (Dec. 7):** Saw action on 11 defensive snaps, posting an assisted tackle and a NGS QB pressure. Combined with Walker to hold RB Kyle Monangal to a gain of a yard on a second-quarter run. Pressured QB Caleb Williams on a fourth-quarter dropback, forcing Williams to scramble for a 2-yard gain.

**At Denver (Dec. 14):** Inactive (healthy scratch).

**At Chicago (Dec. 20):** Appeared on 10 defensive snaps, posting a solo tackle on a fourth-quarter run by RB D'Andre Swift. Also saw action on five special teams snaps.

**Vs. Baltimore (Dec. 27):** Inactive (healthy scratch).

**At Minnesota (Jan. 4):** Played 52 defensive snaps (No. 1 on the team among defensive linemen, registering eight tackles (five solo), a sack, a tackle for a loss, a fumble recovery, a QB hit and three NGS QB pressures in his first NFL start. Recorded the first full sack of his career when he brought down QB Brosmer on a third-down pass attempt in the third quarter, which forced Minnesota to punt on the following play. Became the first Green Bay rookie dating back to 2000 to register eight-plus tackles, a sack and a fumble recovery in a game, and was the first Green Bay defensive lineman to hit those marks in a game since Vonnie Holliday did so at Tennessee on Dec. 16, 2001. Also appeared on nine special teams snaps.

### REGULAR-SEASON COMPARISON: DEFENSIVE - DETROIT LIONS

DATE	OPP	W/L	GP/GS	TACKLES				SACK	YDS.	INT	TFL	PD	QBH	MISC		
				TOT	SOLO	ASST								TD	FF	FR
11/27/25	GB @ DET	W	P	0	0	0		0.0	0.0	0	0	0	0	0	0	0
TOTALS		1/0	1/0	0	0	0		0.0	0.0	0	0	0	0	0	0	0

### BARRYN SORRELL'S NFL REGULAR-SEASON DEFENSIVE STATISTICS

		TACKLES									INTERCEPTIONS									ST				MISC			
YEAR	TEAM	GP	GS	TK	S	A	TFL	YDS	SK	YDS	QBH	NO	YDS	LG	TD	PD	FF	FR	TD	YDS	TK	S	A	FF	FR	S	A
2025	Packers	14	1	15	7	8	1	1	1.5	1.0	3	0	0	0	0	0	0	1	0	7	0	0	0	0	0	0	0
NFL TOTALS		14	1	15	7	8	1	1	1.5	1.0	3	0	0	0	0	0	0	1	0	7	0	0	0	0	0	0	0



SINGLE-GAME HIGHS: DEFENSIVE

**Total Tackles** 8 at Minnesota Vikings, Jan 04, 2026  
2 vs. Philadelphia Eagles, Nov 10, 2025  
**Solo Tackles** 5 at Minnesota Vikings, Jan 04, 2026  
1 at Chicago Bears, Dec 20, 2025  
...1 more at 1.  
**Sacks** 1.0 at Minnesota Vikings, Jan 04, 2026  
0.5 vs. Washington Commanders, Sep 11, 2025

**Fumble Recoveries** 1 at Minnesota Vikings, Jan 04, 2026  
**Tackles For Loss** 1 at Minnesota Vikings, Jan 04, 2026  
**Longest Opp Fumble Return** 7 at Minnesota Vikings, Jan 04, 2026

2025 GXG REGULAR SEASON (PACKERS)

DATE OPPONENT	P/S	TK	S	A	SK	YDS	INT	PD	FF	FR
09/07 Lions		INACTIVE/INJURY								
09/11 Commanders	P	1	0	1	0.5	1.0	0	0	0	0
09/21 at Browns	P	0	0	0	0.0	0.0	0	0	0	0
09/28 at Cowboys	P	0	0	0	0.0	0.0	0	0	0	0
10/12 Bengals	P	0	0	0	0.0	0.0	0	0	0	0
10/19 at Cardinals	P	0	0	0	0.0	0.0	0	0	0	0
10/26 at Steelers	P	1	1	0	0.0	0.0	0	0	0	0
11/02 Panthers	P	0	0	0	0.0	0.0	0	0	0	0
11/10 Eagles	P	2	0	2	0.0	0.0	0	0	0	0
11/16 at Giants	P	1	0	1	0.0	0.0	0	0	0	0
11/23 Vikings	P	0	0	0	0.0	0.0	0	0	0	0
11/27 at Lions	P	0	0	0	0.0	0.0	0	0	0	0
12/07 Bears	P	1	0	1	0.0	0.0	0	0	0	0
12/14 at Broncos		INACTIVE								
12/20 at Bears	P	1	1	0	0.0	0.0	0	0	0	0
12/27 Ravens		INACTIVE								
01/04 at Vikings	S	8	5	3	1.0	0.0	0	0	0	1
2025 TOTALS	14-1	15	7	8	1.5	1.0	0	0	0	1

NAZIR  
STACKHOUSE  
93

DEFENSIVE LINEMAN  
GEORGIA

Rookie



G

Ht: 6-4 | Wt: 327 | Born: April 18, 2002 | NFL Games Played/Started: 13/1 | Acquired: FA-25

AT A GLANCE

- » Signed by Green Bay as an undrafted free agent on May 2, 2025.
- » Played in 59 games with 42 starts in five seasons at Georgia (2020-24), recording 96 tackles (46 solo), nine tackles for a loss, three sacks, three passes defended, an interception and a blocked kick on special teams.
- » Was part of two national championship teams for the Bulldogs, helping Georgia win back-to-back titles in 2021-22.

**2025 SEASON:** Played in 13 games, recording 12 tackles (two solo) and two Next Gen Stat QB pressures on defense... Was inactive (healthy scratch) in Weeks 14-17.

**Vs. Detroit (Sept. 7):** Made his NFL debut, playing eight defensive snaps and four snaps on special teams. Recorded his first career tackle (assist) on a 4-yard run by RB David Montgomery in the first quarter.

**Vs. Washington (Sept. 11):** Played three defensive snaps and six snaps on special teams.

**At Cleveland (Sept. 21):** Played 10 defensive snaps and five special teams snaps.

**At Dallas (Sept. 28):** Played 27 defensive snaps, recording a career-high three tackles (two solo). Also saw action on six special teams snaps.

**Vs. Cincinnati (Oct. 12):** Appeared on five defensive snaps, recording an assisted tackle.

**At Arizona (Oct. 19):** Played 14 defensive snaps, registering two assisted tackles and a NGS QB pressure. Also played a snap on special teams.

**At Pittsburgh (Oct. 26):** Played five snaps on defense and five special teams snaps.

**Vs. Carolina (Nov. 2):** Saw action on 16 defensive snaps and posted two assisted tackles, both coming within 2 yards of the line of scrimmage. Also appeared on three special teams snaps.

**Vs. Philadelphia (Nov. 10):** Played four snaps on defense.

**At N.Y. Giants (Nov. 16):** Saw action on 14 defensive snaps.

**Vs. Minnesota (Nov. 23):** Appeared on three defensive snaps.

**At Detroit (Nov. 27):** Played five defensive snaps and registered an assisted tackle, bringing down RB Jahmyr Gibbs with LB Edgerrin Cooper on a fourth-quarter run.

**Vs. Chicago (Dec. 7) - Vs. Baltimore (Dec. 27):** Inactive (healthy scratch).

**At Minnesota (Jan. 4):** Saw action on a career-high 45 defensive snaps and recorded two assisted tackles and a NGS QB pressure in his first NFL start. Both of his stops came within 3 yards of the line of scrimmage (1, 3). Pressured QB Max Brosmer on a third-down pass attempt in the third quarter, which helped DL Barryn Sorrell record a sack on the play, forcing Minnesota to punt on the following play. Also played four special teams snaps.

REGULAR-SEASON COMPARISON: DEFENSIVE - DETROIT LIONS

DATE	OPP	W/L	GP/GS	TACKLES				ASST	SACK	YDS.	INT	TFL	PD	QBH	MISC		
				TOT	SOLO										TD	FF	FR
9/7/25	GB vs. DET	W	P	1	0			1	0.0	0.0	0	0	0	0	0	0	0
11/27/25	GB @ DET	W	P	1	0			1	0.0	0.0	0	0	0	0	0	0	0
TOTALS		2/0	2/0	2	0			2	0.0	0.0	0	0	0	0	0	0	0

NAZIR STACKHOUSE'S NFL REGULAR-SEASON DEFENSIVE STATISTICS

		TACKLES										INTERCEPTIONS										ST				MISC	
YEAR	TEAM	GP	GS	TK	S	A	TFL	YDS	SK	YDS	QBH	NO	YDS	LG	TD	PD	FF	FR	TD	YDS	TK	S	A	FF	FR	S	A
2025	Packers	13	1	12	2	10	0	0	0.0	0.0	0	0	0	0	0	0	0	0	0	0	0	0	0	0	0	0	0
NFL TOTALS		13	1	12	2	10	0	0	0.0	0.0	0	0	0	0	0	0	0	0	0	0	0	0	0	0	0	0	0

SINGLE-GAME HIGHS: DEFENSIVE

**Total Tackles**     3 at Dallas Cowboys, Sep 28, 2025  
2 at Minnesota Vikings, Jan 04, 2026  
...2 more at 2.

**Solo Tackles**     2 at Dallas Cowboys, Sep 28, 2025



2025 GXG REGULAR SEASON (PACKERS)

DATE	OPPONENT	P/S	TK	S	A	SK	YDS	INT	PD	FF	FR
09/07	Lions	P	1	0	1	0.0	0.0	0	0	0	0
09/11	Commanders	P	0	0	0	0.0	0.0	0	0	0	0
09/21	at Browns	P	0	0	0	0.0	0.0	0	0	0	0
09/28	at Cowboys	P	3	2	1	0.0	0.0	0	0	0	0
10/12	Bengals	P	1	0	1	0.0	0.0	0	0	0	0
10/19	at Cardinals	P	2	0	2	0.0	0.0	0	0	0	0
10/26	at Steelers	P	0	0	0	0.0	0.0	0	0	0	0
11/02	Panthers	P	2	0	2	0.0	0.0	0	0	0	0
11/10	Eagles	P	0	0	0	0.0	0.0	0	0	0	0
11/16	at Giants	P	0	0	0	0.0	0.0	0	0	0	0
11/23	Vikings	P	0	0	0	0.0	0.0	0	0	0	0
11/27	at Lions	P	1	0	1	0.0	0.0	0	0	0	0
12/07	Bears						INACTIVE				
12/14	at Broncos						INACTIVE				
12/20	at Bears						INACTIVE				
12/27	Ravens						INACTIVE				
01/04	at Vikings	S	2	0	2	0.0	0.0	0	0	0	0
2025 TOTALS		13-1	12	2	10	0.0	0.0	0	0	0	0

# ZACH TOM 50

OFFENSIVE LINEMAN  
WAKE FOREST

Fourth NFL Season | Fourth Packers Season



Ht: 6-4 | Wt: 304 | Born: March 26, 1999 | NFL Games Played/Started: 55/51 | Acquired: D4b-22

## AT A GLANCE

- » Has played in 55 games with 51 starts in his first four NFL seasons, opening games at three different spots on the offensive line (46 at RT, four at LT, one at LG).
- » Is the only offensive lineman in the NFL to start 30-plus games since 2022 and not be penalized for holding (per TruMedia).
- » In his first two seasons as a full-time starter (2023-24), helped Green Bay rank No. 2 in the NFL over that span in sacks allowed (52) and sack percentage (4.7).
- » Started all 17 games at RT last season and earned first-team All-Pro honors from Pro Football Focus after helping the Packers rank No. 2 in sacks allowed (22) and No. 5 in total offense (370.8 ypg), rushing offense (146.8 ypg) and yards per play (6.14), Green Bay's first time finishing in the top five in all of those categories since 2003.
- » Started every game at RT in 2023 and helped the Packers rank No. 3 in the NFL in sacks allowed (30) and No. 4 in sack percentage (4.9).
- » Appeared in 48 games with 37 starts (23 at LT, 14 at C) over the course of four seasons at Wake Forest (2018-21), giving up just two sacks in 3,107 collegiate snaps.

**2025 SEASON:** Started all 12 games he appeared in at RT...Part of a line that helped the Packers rank tied for No. 7 in the league in sacks allowed (29), No. 3 in giveaways (13) and No. 2 in third-down conversions (48.8 pct)...Was sidelined for five games (Weeks 2, 4 and 16-18) due to injuries.

**Vs. Detroit (Sept. 7):** Started at RT and appeared on 30 of 48 snaps as part of a line that did not allow a sack of QB Jordan Love. Helped protect Love as he connected on 16 of 22 passes for 188 yards and two TDs with no INTs (128.6 rating). Sustained a hip injury late in the third quarter and did not return.

**Vs. Washington (Sept. 11):** Inactive (oblique).

**At Cleveland (Sept. 21):** Started at RT, but departed the game after one snap due to an oblique injury.

**At Dallas (Sept. 28):** Inactive (oblique).

**Vs. Cincinnati (Oct. 12):** Started at RT and played all 61 snaps as part of a line that allowed just one sack and cleared the way for 153 rushing yards on 33 carries (4.6 avg.).

**At Arizona (Oct. 19):** Started at RT and played all 56 snaps, helping to protect Love as he was sacked only one time.

**At Pittsburgh (Oct. 26):** Started at RT and played 63 of 64 snaps as the line did not allow a sack and blocked for Love as he posted a career-high 134.2 passer rating (29 of 37 for 360 yards and three TDs with no INTs).

**Vs. Carolina (Nov. 2):** Started at RT and played all 65 snaps, protecting Love as the line gave up only one sack on the day, the fifth straight game Green Bay allowed no more than one sack.

**Vs. Philadelphia (Nov. 10):** Started at RT and played all 68 snaps.

**At N.Y. Giants (Nov. 16):** Started at RT and appeared on 52 of 55 snaps, helping the Packers post a season-high average of 5.6 yards per carry (128 yards on 23 attempts). Left the game briefly early in the third quarter due to an undisclosed injury.

**Vs. Minnesota (Nov. 23):** Started at RT and played all 66 snaps, part of a line that allowed just one sack and helped clear the way for RB Emanuel Wilson's career-high 107 yards and a career-best two rushing TDs on 28 carries (3.8 avg.).

**At Detroit (Nov. 27):** Started at RT and played all 63 snaps as the line did not allow a sack on the afternoon and protected Love as he posted a 124.2 passer rating (18 of 30 for 234 yards and four TDs with no INTs).

**Vs. Chicago (Dec. 7):** Started at RT and played all 53 snaps, helping to protect Love as he was sacked only one time and as he threw for 234 yards and three TDs with one INT on 17-of-25 passing for a 120.7 rating.

**At Denver (Dec. 14):** Started at RT and played 27 snaps before sustaining a knee injury late in the second quarter that would sideline him for the remainder of the game.

**At Chicago (Dec. 20):** Inactive (back/knee).

**Vs. Baltimore (Dec. 27):** Inactive (back/knee).

**At Minnesota (Jan. 4):** Inactive (back/knee).

## ZACH TOM'S NFL REGULAR-SEASON STATISTICS

DATE	TEAM	GP	GS
2022	Packers	9	5
2023	Packers	17	17
2024	Packers	17	17
2025	Packers	12	12
NFL TOTALS		55	51

## ZACH TOM'S NFL POSTSEASON STATISTICS

DATE	TEAM	GP	GS
2023	Packers	2	2
2024	Packers	1	1
NFL TOTALS		3	3



2025 GXG REGULAR SEASON (PACKERS)

DATE	OPPONENT	P/S	
09/07	Lions	S	
09/11	Commanders	S	INACTIVE/INJURY
09/21	at Browns	S	
09/28	at Cowboys		INACTIVE/INJURY
10/12	Bengals	S	
10/19	at Cardinals	S	
10/26	at Steelers	S	
11/02	Panthers	S	
11/10	Eagles	S	
11/16	at Giants	S	
11/23	Vikings	S	
11/27	at Lions	S	
12/07	Bears	S	
12/14	at Broncos	S	
12/20	at Bears		INACTIVE/INJURY
12/27	Ravens		INACTIVE/INJURY
01/04	at Vikings		INACTIVE/INJURY
2025 TOTALS	12-12		

# CLAYTON TUNE 6

QUARTERBACK  
HOUSTON

Third NFL Season | Third Packers Season



Ht: 6-3 | Wt: 220 | Born: March 23, 1999 | NFL Games Played/Started: 15/2 | Acquired: FA-25

## AT A GLANCE

- » Selected by the Arizona Cardinals in the fifth round (No. 139 overall) of the 2023 NFL Draft.
- » Appeared in 13 games (one start) in his first two seasons in Arizona, posting a rushing TD while serving as the team's QB on short-yardage situations.
- » At Houston, played in 47 games with 44 starts and finished No. 2 in school history in career TD passes (104) and TDs responsible for (119) and No. 3 with 956 completions.
- » Great-great uncle Jimmy Lawrence was the Arizona Cardinals' first-ever draft pick. During the inaugural NFL Draft held at the Ritz Carlton in Philadelphia in 1936, the Cardinals selected Lawrence in the first round (No. 5 overall) out of TCU.

**2025 SEASON:** Appeared in two games with one start...Completed 7 of 15 passes for 42 yards with one INT (25.7 rating) and added 23 rushing yards on five carries (4.6 avg.)...Was signed to the active roster from the practice squad on Dec. 31...Was elevated from the practice squad to the active roster for gameday in Week 17...Spent the first 15 games of the season on the Packers' practice squad.

**Vs. Baltimore (Dec. 27):** Made his Green Bay debut when he entered the game midway through the fourth quarter after QB Malik Willis (shoulder) departed the game due to injury. Completed 1 of 4 passes (25.0 pct.) for 8 yards with one INT.

**At Minnesota (Jan. 4):** Made his first start with the Packers, completing 6 of 11 passes (54.5 pct.) for 34 yards for a 60.4 rating...Rushed for 23 yards on four attempts (5.8 avg.), picking up two first downs.

## CLAYTON TUNE'S NFL REGULAR-SEASON PASSING STATISTICS

DATE	TEAM	GP	GS	ATT.	CMP.	PCT.	YDS	AVG.	TD	INT.	LG	SK	LST	RATE
2023	Cardinals	7	1	21	12	57.1	62	3.0	0	2	14	7	41	22.6
2024	Cardinals	6	0	2	2	100.0	8	4.0	0	0	7	0	0	83.3
2025	Packers	2	1	15	7	46.7	42	2.8	0	1	8	5	44	25.7
<b>TOTALS</b>		<b>15</b>	<b>2</b>	<b>38</b>	<b>21</b>	<b>55.3</b>	<b>112</b>	<b>2.9</b>	<b>0</b>	<b>3</b>	<b>14</b>	<b>12</b>	<b>85</b>	<b>27.7</b>

## CLAYTON TUNE'S NFL REGULAR-SEASON RUSHING STATISTICS

DATE	TEAM	NO.	YDS.	AVG.	LG	TD
2023	Cardinals	8	30	3.8	11	1
2024	Cardinals	7	-4	-0.6	2	0
2025	Packers	5	23	4.6	16	0
<b>TOTALS</b>		<b>20</b>	<b>49</b>	<b>2.5</b>	<b>16</b>	<b>1</b>

## CLAYTON TUNE'S NFL REGULAR-SEASON PASSING/RUSHING STATISTICS

PASSING														RUSHING					
DATE	TEAM	GP	GS	ATT.	CMP.	PCT.	YDS	AVG.	TD	INT.	LG	SK	LST	RATE	NO.	YDS.	AVG.	LG	TD
2023	Cardinals	7	1	21	12	57.1	62	3.0	0	2	14	7	41	22.6	8	30	3.8	11	1
2024	Cardinals	6	0	2	2	100.0	8	4.0	0	0	7	0	0	83.3	7	-4	-0.6	2	0
2025	Packers	2	1	15	7	46.7	42	2.8	0	1	8	5	44	25.7	5	23	4.6	16	0
TOTALS		15	2	38	21	55.3	112	2.9	0	3	14	12	85	27.7	20	49	2.5	16	1

## SINGLE-GAME HIGHS: QUARTERBACK

**Pass Attempts** 20 at Cleveland Browns, Nov 05, 2023  
11 at Minnesota Vikings, Jan 04, 2026  
**Pass Completions** 11 at Cleveland Browns, Nov 05, 2023  
6 at Minnesota Vikings, Jan 04, 2026  
**Yards Passing** 58 at Cleveland Browns, Nov 05, 2023  
34 at Minnesota Vikings, Jan 04, 2026  
**Long Passes** 14 at Cleveland Browns, Nov 05, 2023  
12 at Cleveland Browns, Nov 05, 2023  
**Completion Percentage** 55.0 at Cleveland Browns, Nov 05, 2023

**Passer Rating** 83.3 vs. New England Patriots, Dec 15, 2024  
83.3 at Seattle Seahawks, Oct 22, 2023  
**Rush Attempts** 5 at Cleveland Browns, Nov 05, 2023  
4 at Minnesota Vikings, Jan 04, 2026  
**Rushing Yards** 28 at Cleveland Browns, Nov 05, 2023  
23 at Minnesota Vikings, Jan 04, 2026  
**Longest Runs** 16 at Minnesota Vikings, Jan 04, 2026  
11 at Cleveland Browns, Nov 05, 2023  
**Rushing TDs** 1 vs. Atlanta Falcons, Nov 12, 2023

2025 GXG REGULAR SEASON (PACKERS)

			PASSING											RUSHING			
DATE	OPPONENT	P/S	ATT	CMP	YDS	PCT	Y/A	Y/C	TD	INT	LG	SK/YD	RATE	ATT	YDS	LG	TD
09/07	Lions																
09/11	Commanders																
09/21	at Browns																
09/28	at Cowboys																
10/12	Bengals																
10/19	at Cardinals																
10/26	at Steelers																
11/02	Panthers																
11/10	Eagles																
11/16	at Giants																
11/23	Vikings																
11/27	at Lions																
12/07	Bears																
12/14	at Broncos																
12/20	at Bears																
12/27	Ravens	P	4	1	8	25.0	2.0	8.0	0	1	8	1/3	0.0	1	0	0	0
01/04	at Vikings	S	11	6	34	54.5	3.1	5.7	0	0	8	4/41	60.4	4	23	16	0
2025 TOTALS		2-1	15	7	42	46.7	2.8	6.0	0	1	8	5/44	25.7	5	23	16	0

# CARRINGTON VALENTINE

## 24

CORNERBACK  
KENTUCKY

Third NFL Season | Third Packers Season



Ht: 6-0 | Wt: 189 | Born: September 9, 2001 | NFL Games Played/Started: 49/30 | Acquired: D7a-23

### AT A GLANCE

- » Saw action in 15 games with seven starts in 2024, recording 30 tackles (16 solo), five passes defended (No. 4 on the team), a career-high two interceptions and a career-best two forced fumbles.
- » Led the team and ranked No. 7 among NFL rookies with nine passes defended in 2023. Dating back to 2000, became the sixth Green Bay rookie to post nine-plus passes defended and the first since CB Eric Stokes (14) in 2021.
- » Played in all 17 games with 12 starts and recorded 42 tackles (32 solo) and a fumble recovery as a rookie in 2023.
- » Started all three playoff games in his first two seasons (2023-24) and posted 17 tackles (team-best 12 solo), the second most on the team over that span (CB Keisean Nixon, 18).
- » Played in 35 career games with 25 straight starts to finish his career at Kentucky (2020-22). In 2022, led the Wildcats and ranked No. 9 in the Southeastern Conference in passes defended with 11.

**2025 SEASON:** Played in all 17 games with 11 starts, recording 30 tackles (24 solo) and four passes defended...Ranked No. 5 on the team in solo tackles among defensive backs and tied for No. 5 on the team in passes defended...Appeared on every defensive snap in five games...Also recorded a tackle on special teams.

**Vs. Detroit (Sept. 7):** Started and played all 67 defensive snaps, recording a solo tackle. Also played eight special teams snaps.

**Vs. Washington (Sept. 11):** Played 42 defensive snaps and registered two solo tackles. Also saw action on eight special teams snaps.

**At Cleveland (Sept. 21):** Appeared on 22 defensive snaps and recorded an assisted tackle. Also played seven special teams snaps.

**At Dallas (Sept. 28):** Played 24 defensive snaps, recording three tackles (two solo). Also appeared on 14 special teams snaps.

**Vs. Cincinnati (Oct. 12):** Appeared on 19 defensive snaps, registering two solo tackles and a pass defended when he broke up a pass intended for WR Ja'Marr Chase on third down in the fourth quarter. Tackled RB Samaje Perine for no gain on third-and-6 to hold Cincinnati to a field-goal attempt in the fourth quarter. Also saw action on 10 special teams snaps and recorded a tackle.

**At Arizona (Oct. 19):** Played two snaps on defense and a snap on special teams.

**At Pittsburgh (Oct. 26):** Started and played 62 of 63 defensive snaps (tied for No. 2 on the team), recording a season-high three solo tackles. Broke up a pass intended for WR DK Metcalf on third down to hold Pittsburgh to a field-goal attempt in the second quarter. Also appeared on 13 special teams snaps.

**Vs. Carolina (Nov. 2):** Started and played 43 defensive snaps, posting a season-high four tackles (three solo). Also saw action on six special teams snaps.

**Vs. Philadelphia (Nov. 10):** Started and played all 63 defensive snaps, registering a tackle and a pass defended. Broke up a fourth-down pass intended for WR A.J. Brown to force a turnover on downs on Philadelphia's final offensive possession of the game.

**At N.Y. Giants (Nov. 16):** Started and appeared on a season-high 70 of 72 defensive snaps, posting two assisted tackles. His coverage helped force an incompletion on a pass to TE Daniel Bellinger in the third quarter.

**Vs. Minnesota (Nov. 23):** Started and played all 44 defensive snaps, helping Green Bay's defense hold Minnesota to just 145 net yards, the lowest amount of yardage allowed by the Packers in a game since Dec. 23, 2019. Minnesota's 52 net passing yards were the fewest allowed by Green Bay in a game since Sept. 18, 2022.

**At Detroit (Nov. 27):** Started and played all 63 defensive snaps, appearing on every defensive snap for the fourth time this season. Posted two solo tackles.

**Vs. Chicago (Dec. 7):** Started and appeared on 69 of 70 defensive snaps, registering four tackles (three solo), all in the second half.

**At Denver (Dec. 14):** Started and played 67 of 68 defensive snaps, posting two solo tackles and a pass defended. On the Broncos' first offensive drive, tackled WR Courtland Sutton short of the line to gain on second down, which helped lead to a fumble recovery by Green Bay on the next play. Broke up a pass intended for WR Lil'Jordan Humphrey in the fourth quarter, helping Green Bay force a turnover on downs two plays later.

**At Chicago (Dec. 20):** Started and appeared on all 64 defensive snaps, recording two tackles (one solo). Played every defensive snap for the fifth time this season.

**Vs. Baltimore (Dec. 27):** Started and saw action on 59 of 76 defensive snaps, posting an assisted tackle. Also appeared on two special teams snaps.

**At Minnesota (Jan. 4):** Saw action on a special teams snap.

### REGULAR-SEASON COMPARISON: DEFENSIVE - CHICAGO BEARS

DATE	OPP	W/L	GP/GS	TACKLES		ASST	SACK	YDS.	INT	TFL	PD	QBH	MISC		
				TOT	SOLO								TD	FF	FR
9/10/23	GB @ CHI	W	P	2	2	0	0.0	0.0	0	0	0	0	0	0	0
1/7/24	GB vs. CHI	W	S	4	3	1	0.0	0.0	0	0	1	0	0	0	0
11/17/24	GB @ CHI	W	P	9	4	5	0.0	0.0	0	0	0	0	0	0	0
1/5/25	GB vs. CHI	L	S	3	2	1	0.0	0.0	0	0	0	0	0	1	0
12/7/25	GB vs. CHI	W	S	4	3	1	0.0	0.0	0	0	0	0	0	0	0
12/20/25	GB @ CHI	L	S	2	1	1	0.0	0.0	0	0	0	0	0	0	0
TOTALS		4/2	6/4	24	15	9	0.0	0.0	0	0	1	0	0	1	0



CARRINGTON VALENTINE'S NFL REGULAR-SEASON DEFENSIVE STATISTICS

YEAR	TEAM	GP	GS	TK	S	TACKLES					INTERCEPTIONS								ST				MISC						
						A	TFL	YDS	SK	YDS	QBH	NO	YDS	LG	TD	PD	FF	FR	TD	YDS	TK	S	A	FF	FR	S	A		
2023	Packers	17	12	42	32	10	0	0	0.0	0.0	0	0	0	0	9	0	1	0	50	2	1	1	0	0	0	0	0	0	0
2024	Packers	15	7	30	16	14	0	0	0.0	0.0	0	2	51	31	0	5	2	0	0	2	2	0	0	0	0	0	0	0	0
2025	Packers	17	11	30	24	6	0	0	0.0	0.0	0	0	0	0	4	0	0	0	0	1	1	0	0	0	0	0	0	0	0
NFL TOTALS		49	30	102	72	30	0	0	0.0	0.0	0	2	51	31	0	18	2	1	0	50	5	4	1	0	0	0	0	0	0

CARRINGTON VALENTINE'S NFL POSTSEASON DEFENSIVE STATISTICS

		TACKLES										INTERCEPTIONS										ST					MISC	
YEAR	TEAM	GP	GS	TK	S	A	TFL	YDS	SK	YDS	QBH	NO	YDS	LG	TD	PD	FF	FR	TD	YDS	TK	S	A	FF	FR	S	A	
2023	Packers	2	2	12	9	3	0	0	0.0	0.0	0	0	0	0	0	0	0	0	0	0	0	0	0	0	0	0	0	0
2024	Packers	1	1	5	3	2	0	0	0.0	0.0	0	0	0	0	0	0	0	0	0	0	0	0	0	0	0	0	0	0
NFL TOTALS		3	3	17	12	5	0	0	0.0	0.0	0	0	0	0	0	0	0	0	0	0	0	0	0	0	0	0	0	0

SINGLE-GAME HIGHS: DEFENSIVE

**Total Tackles** 9 at Chicago Bears, Nov 17, 2024  
8 at Denver Broncos, Oct 22, 2023

**Solo Tackles** 7 at Denver Broncos, Oct 22, 2023  
4 at Chicago Bears, Nov 17, 2024  
...3 more at 4.

**Passes Defensed** 3 vs. Los Angeles Chargers, Nov 19, 2023  
3 vs. Los Angeles Rams, Nov 05, 2023

**Forced Fumbles** 1 vs. Chicago Bears, Jan 05, 2025  
1 vs. New Orleans Saints, Dec 23, 2024

**Fumble Recoveries** 1 at New York Giants, Dec 11, 2023

**Interceptions** 1 at Minnesota Vikings, Dec 29, 2024  
1 at Seattle Seahawks, Dec 15, 2024  
31 at Minnesota Vikings, Dec 29, 2024  
20 at Seattle Seahawks, Dec 15, 2024  
2 vs. Minnesota Vikings, Oct 29, 2023  
1 vs. Chicago Bears, Jan 05, 2025  
...1 more at 1.

**Interception Return Yards**

**Special Teams Tackles**

2025 GXG REGULAR SEASON (PACKERS)

DATE	OPPONENT	P/S	TK	S	A	SK	YDS	INT	PD	FF	FR
09/07	Lions	S	1	1	0	0	0.0	0	0	0	0
09/11	Commanders	P	2	2	0	0	0.0	0	0	0	0
09/21	at Browns	P	1	0	1	0	0.0	0	0	0	0
09/28	at Cowboys	P	3	2	1	0	0.0	0	0	0	0
10/12	Bengals	P	2	2	0	0	0.0	0	1	0	0
10/19	at Cardinals	P	0	0	0	0	0.0	0	0	0	0
10/26	at Steelers	S	3	3	0	0	0.0	0	1	0	0
11/02	Panthers	S	4	3	1	0	0.0	0	0	0	0
11/10	Eagles	S	1	1	0	0	0.0	0	1	0	0
11/16	at Giants	S	2	2	0	0	0.0	0	0	0	0
11/23	Vikings	S	0	0	0	0	0.0	0	0	0	0
11/27	at Lions	S	2	2	0	0	0.0	0	0	0	0
12/07	Bears	S	4	3	1	0	0.0	0	0	0	0
12/14	at Broncos	S	2	2	0	0	0.0	0	1	0	0
12/20	at Bears	S	2	1	1	0	0.0	0	0	0	0
12/27	Ravens	S	1	0	1	0	0.0	0	0	0	0
01/04	at Vikings	P	0	0	0	0	0.0	0	0	0	0
2025 TOTALS		17-11	30	24	6	0	0.0	0	4	0	0

# LUKAS VAN NESS

## 90

DEFENSIVE LINEMAN  
IOWA

Third NFL Season | Third Packers Season



Ht: 6-5 | Wt: 272 | Born: July 6, 2001 | NFL Games Played/Started: 43/2 | Acquired: D1-23

### AT A GLANCE

- » Joined LB Clay Matthews as the only Packers since 2000 to post six-plus tackles for a loss in both of his first two NFL seasons (2023-24).
- » Played in all 17 contests in 2024 and was tied for No. 2 on the team with 27 Next Gen Stat QB pressures.
- » Saw action in all 17 games as a rookie in 2023, registering 32 tackles (24 solo), eight tackles for a loss (tied for No. 2 on the team), a pass defended, four sacks and 10 QB hits (No. 5 on the team).
- » Has appeared in all three postseason contests over his first two seasons, recording nine tackles (five solo), a sack, a QB hit and a tackle for a loss.
- » Earned second-team All-Big Ten honors from the conference's coaches and media as a redshirt sophomore in 2022, playing both end and tackle and recording 38 tackles (17 solo), a team-high 11 tackles for a loss and 6½ sacks (tied for team lead).
- » Earned first-team all-state honors from the Champaign News Gazette as a senior in 2019 at Barrington (Ill.) High School after posting 67 tackles, eight tackles for a loss, 17 QB pressures, five sacks, a forced fumble and a blocked punt.

**2025 SEASON:** Played in nine games with two starts, posting 19 tackles (12 solo), 1.5 sacks, three tackles for a loss, seven QB hits (tied for No. 4 on the team) and 16 Next Gen Stat QB pressures (tied for No. 5 on the team)...Missed Weeks 7-11 and 13-14 due to a foot injury and did not play in Week 18.

**Vs. Detroit (Sept. 7):** Started and played 36 defensive snaps, recording four tackles (one solo), a half-sack, a tackle for a loss, a QB hit and two NGS QB pressures. Teamed with DL Rashan Gary in the third quarter to bring QB Jared Goff down for a loss of 6 yards on third-and-6, forcing a punt. Tracked down RB Jahmyr Gibbs on a pass to the right flat for a loss of 2 yards on a third-and-7 in the first quarter, forcing a punt. All four of his stops came within 3 yards of the line of scrimmage (1, -2, 3, -6).

**Vs. Washington (Sept. 11):** Saw action on 35 defensive snaps, posting three tackles (all solo), a tackle for a loss, a QB hit and an NGS QB pressure. All three stops took place within 4 yards for line of scrimmage (-1, 4, 1).

**At Cleveland (Sept. 21):** Played 30 defensive snaps, recording two tackles (one solo) and two QB hits, and was No. 2 on the team with five NGS QB pressures. The plays he recorded a QB hit on resulted in an incompletion and an interception.

**At Dallas (Sept. 28):** Saw action on 39 defensive snaps and tied for No. 2 on the team with three NGS QB pressures.

**Vs. Cincinnati (Oct. 12):** Played 22 defensive snaps, recording two tackles (one solo), a sack, a tackle for a loss, two QB hits (tied for the team lead) and three NGS QB pressures (tied for No. 2 on the team) before leaving the game in the third quarter with a foot injury. With the ball at the Green Bay 4 with just over six minutes to play in the third quarter, beat the left tackle to the outside edge and sacked QB Joe Flacco for a loss of 6 yards.

**At Arizona (Oct. 19):** Inactive (foot)...**At Pittsburgh (Oct. 26):** Inactive (foot)...**Vs. Carolina (Nov. 2):** Inactive (foot)...**Vs. Philadelphia (Nov. 10):** Inactive (foot)...**At N.Y. Giants (Nov. 16):** Inactive (foot).

**Vs. Minnesota (Nov. 23):** Played six defensive snaps in his first game back after injury.

**At Detroit (Nov. 27):** Inactive (foot)...**Vs. Chicago (Dec. 7):** Inactive (foot).

**At Denver (Dec. 14):** Started and saw action on 22 defensive snaps and posted two tackles (both solo) in his first game back. Both tackles came on run plays of 2 yards.

**At Chicago (Dec. 20):** Played 26 defensive snaps.

**Vs. Baltimore (Dec. 27):** Saw action on 47 defensive snaps, recording career highs in tackles (six) and solo tackles (four) while adding a QB hit and two NGS QB pressures. Both pressures came on third downs inside the Green Bay 20 and resulted in incompletions. All six tackles were within 4 yards of the line of scrimmage (0, 0, 3, 2, 2, 4) with four tackles coming on RB Derrick Henry.

**At Minnesota (Jan. 4):** Did not play.

### REGULAR-SEASON COMPARISON: DEFENSIVE - CHICAGO BEARS

DATE	OPP	W/L	GP/GS	TACKLES				SACK	YDS.	INT	TFL	PD	QBH	MISC		
				TOT	SOLO	ASST								TD	FF	FR
9/10/23	GB @ CHI	W	P	2	2	0	1.0	7.0	0	1	0	1	0	0	0	0
1/7/24	GB vs. CHI	W	P	2	2	0	1.0	6.0	0	1	0	1	0	0	0	0
11/17/24	GB @ CHI	W	P	0	0	0	0.0	0.0	0	0	0	0	0	0	0	0
1/5/25	GB vs. CHI	L	P	2	1	1	0.0	0.0	0	0	0	0	0	0	0	0
12/20/25	GB @ CHI	L	P	0	0	0	0.0	0.0	0	0	0	0	0	0	0	0
TOTALS		3/2	5/0	6	5	1	2.0	13.0	0	2	0	2	0	0	0	0

### LUKAS VAN NESS' NFL REGULAR-SEASON DEFENSIVE STATISTICS

YEAR	TEAM	TACKLES										INTERCEPTIONS								ST				MISC			
		GP	GS	TK	S	A	TFL	YDS	SK	YDS	QBH	NO	YDS	LG	TD	PD	FF	FR	TD	YDS	TK	S	A	FF	FR	S	A
2023	Packers	17	0	32	24	8	8	40	4.0	31.0	10	0	0	0	1	0	0	0	0	0	0	0	0	0	0	0	0
2024	Packers	17	0	30	20	10	6	29	3.0	6.0	6	0	0	0	0	1	1	0	0	0	3	2	1	0	0	0	0
2025	Packers	9	2	19	12	7	3	9	1.5	9.0	7	0	0	0	0	0	0	0	0	0	0	0	0	0	0	0	0
NFL TOTALS		43	2	81	56	25	17	78	8.5	46.0	23	0	0	0	1	1	1	0	0	0	3	2	1	0	0	0	0





LUKAS VAN NESS' NFL POSTSEASON DEFENSIVE STATISTICS

YEAR	TEAM	TACKLES										INTERCEPTIONS										ST				MISC	
		GP	GS	TK	S	A	TFL	YDS	SK	YDS	QBH	NO	YDS	LG	TD	PD	FF	FR	TD	YDS	TK	S	A	FF	FR	S	A
2023	Packers	2	0	5	4	1	1	5	1.0	5.0	1	0	0	0	0	0	0	0	0	0	0	0	0	0	0	0	0
2024	Packers	1	0	4	1	3	0	0	0.0	0.0	0	0	0	0	0	0	0	0	0	0	0	0	0	0	0	0	0
NFL TOTALS		3	0	9	5	4	1	5	1.0	5.0	1	0	0	0	0	0	0	0	0	0	0	0	0	0	0	0	0

SINGLE-GAME HIGHS: DEFENSIVE

Total Tackles	5 at Los Angeles Rams, Oct 06, 2024 4 vs. Detroit Lions, Sep 07, 2025 ...1 more at 4.	Forced Fumbles	1 vs. San Francisco 49ers, Nov 24, 2024
Solo Tackles	4 vs. Baltimore Ravens, Dec 27, 2025 3 vs. Washington Commanders, Sep 11, 2025 ...5 more at 3.	Fumble Recoveries	1 at Tennessee Titans, Sep 22, 2024
Sacks	1.0 vs. Cincinnati Bengals, Oct 12, 2025 1.0 vs. Miami Dolphins, Nov 28, 2024 ...6 more at 1.0.	Tackles For Loss	2 vs. Miami Dolphins, Nov 28, 2024 1 vs. Cincinnati Bengals, Oct 12, 2025 ...14 more at 1.
Passes Defensed	1 vs. Minnesota Vikings, Oct 29, 2023	Special Teams Tackles	1 vs. San Francisco 49ers, Nov 24, 2024 1 at Tennessee Titans, Sep 22, 2024

2025 GXG REGULAR SEASON (PACKERS)

DATE	OPPONENT	P/S	TK	S	A	SK	YDS	INT	PD	FF	FR	
09/07	Lions	S	4	1	3	0.5	3.0	0	0	0	0	
09/11	Commanders	P	3	3	0	0.0	0.0	0	0	0	0	
09/21	at Browns	P	2	1	1	0.0	0.0	0	0	0	0	
09/28	at Cowboys	P	0	0	0	0.0	0.0	0	0	0	0	
10/12	Bengals	P	2	1	1	1.0	6.0	0	0	0	0	
10/19	at Cardinals		INACTIVE/INJURY									
10/26	at Steelers		INACTIVE/INJURY									
11/02	Panthers		INACTIVE/INJURY									
11/10	Eagles		INACTIVE/INJURY									
11/16	at Giants		INACTIVE/INJURY									
11/23	Vikings	P	0	0	0	0.0	0.0	0	0	0	0	
11/27	at Lions		INACTIVE/INJURY									
12/07	Bears		INACTIVE/INJURY									
12/14	at Broncos	S	2	2	0	0.0	0.0	0	0	0	0	
12/20	at Bears	P	0	0	0	0.0	0.0	0	0	0	0	
12/27	Ravens	P	6	4	2	0.0	0.0	0	0	0	0	
01/04	at Vikings		DID NOT PLAY									
2025 TOTALS			9-2	19	12	7	1.5	9.0	0	0	0	

# QUAY WALKER

## 7

LINEBACKER  
GEORGIA

Fourth NFL Season | Fourth Packers Season



Ht: 6-4 | Wt: 241 | Born: May 8, 2000 | NFL Games Played/Started: 58/57 | Acquired: D1a-22

### AT A GLANCE

- » Became just the second Packer (since 1975) to record 100-plus tackles in each of his first four NFL seasons (LB Nick Barnett, 2003-06).
- » Is one of only three Packers (since 1975) to lead the team in tackles in three straight seasons (Barnett, 2003-05; LB Blake Martinez, 2017-19).
- » Was one of only six NFL players to post 325-plus tackles, six-plus sacks, 20-plus tackles for a loss, 10-plus passes defended and three-plus forced fumbles from 2022-24.
- » Has averaged 9.33 tackles in three career postseason games, No. 6 in the NFL since 2023 (min. two playoff games).
- » Earned All-Rookie team honors from the Pro Football Writers of America in 2022, the first Green Bay inside LB to be selected to the team since A.J. Hawk in 2006.
- » Started at LB in all 15 games as a senior in 2021, tying for No. 3 on the team with a career-high 67 tackles (39 solo) while adding 5½ tackles for a loss, 1½ sacks and 25 QB pressures. Was part of a Georgia defense that ranked No. 1 in the country in 2021 in points allowed (10.2 ppg) and helped the Bulldogs win their first national championship since 1980.

**2025 SEASON:** Started all 14 contests he played in, posting a career-high 128 tackles (No. 1 on the team), 58 solo tackles (tied for No. 2 on the team), 2.5 sacks (No. 4 on the team), eight tackles for a loss (No. 2 on the team), five passes defended (tied for No. 3 on the team), a career best seven QB hits (tied for No. 4 on the team) and 12 Next Gen Stat QB pressures...Had a streak of six straight games (Weeks 1-4, 6-7) with eight-plus tackles that tied for the longest by a Packer since 2000 (LB Blake Martinez, 2017).

**Vs. Detroit (Sept. 7):** Played all 67 defensive snaps, tying for No. 2 on the team with nine tackles (six solo) while also posting two tackles for a loss (tied career high) and a pass defended. Five of his nine stops were within 3 yards of the line of scrimmage (-2, 3, 2, 0, -1).

**Vs. Washington (Sept. 11):** Played all 69 defensive snaps, finishing No. 2 on the team with eight tackles (four solo), a QB hit and two NGS QB pressures.

**At Cleveland (Sept. 21):** One of three Packers to play all 66 defensive snaps, leading the team with 14 tackles (six solo) to go with a QB hit, a NGS QB pressure and a pass defended. It was the third-most tackles he has recorded in a game and the most since 2023.

**At Dallas (Sept. 28):** Played all 69 defensive snaps and led the team with 11 tackles (six solo) and a tackle for a loss. Posted back-to-back 10-plus-tackle games for the third time in his career (2022, 2024). Has 15 double-digit-tackle games in his career (including postseason).

**Vs. Cincinnati (Oct. 12):** Played all 65 defensive snaps and finished No. 2 on the team in tackles (eight) and No. 1 in solo tackles (five).

**At Arizona (Oct. 19):** Played 68 of 76 defensive snaps and led the team with nine tackles (five solo) to go with a career-best 1.5 sacks, a tackle for a loss and a career-high three QB hits. On a second-and-16 with just over two minutes to play in the second quarter, plowed RB Zonovan Knight into the backfield and took both Knight and QB Jacoby Brissett down for a sack and loss of 7 yards.

**At Pittsburgh (Oct. 26):** One of two players to play on all 63 defensive snaps, recording five tackles (one solo) and a career-high two passes defended when he broke up a pass on a crossing route to TE Pat Freiermuth and a pass to TE Jannu Smith up the seam.

**Vs. Carolina (Nov. 2):** One of four Packers to play all 58 defensive snaps and tied for No. 3 on the team with seven tackles (two solo) as well as a QB hit.

**Vs. Philadelphia (Nov. 10):** Saw action on all 63 defensive snaps, leading the team with five solo tackles as part of a six-tackle day as well as tying for the team lead with two tackles for a loss (tied career high). Four of his six tackles were for gains of 2 yards or less (2, -3, 7, 6, -3, 1).

**At N.Y. Giants (Nov.16):** Played 38 defensive snaps and posted seven tackles (one solo) before leaving the game in the third quarter with a stinger.

**Vs. Minnesota (Nov. 23):** Inactive (neck)...**At Detroit (Nov. 27):** Inactive (neck).

**Vs. Chicago (Dec. 7):** Was one of three Packers to play all 70 defensive snaps, finishing No. 2 on the team with nine tackles (three solo) and one NGS QB pressure. After blitzing the guard, worked his way over and teamed with S Javon Bullard to bring down RB D'Andre Swift on a screen pass on a third-and-8 late in the second quarter, forcing a 33-yard field goal.

**At Denver (Dec. 14):** Saw action on 64 of 68 defensive snaps and led the team with nine tackles (three solo) and a tackle for a loss.

**At Chicago (Dec. 20):** One of six Packers to play all 64 defensive snaps and led the team in both tackles (14) and solo tackles (five) while also adding two NGS QB pressures, a tackle for a loss and a pass defended. Tied the third-highest single-game tackle output of his career and the most of this season (Week 3).

**Vs. Baltimore (Dec. 27):** One of three Packers to see action on all 76 defensive snaps, posting 12 tackles (six solo), a sack, a QB hit and a NGS QB pressure. Marked his fourth game this season with double-digit tackles, eighth with nine-plus tackles and his 12th contest with seven-plus tackles.

**At Minnesota (Jan. 4):** Inactive (healthy scratch).

### REGULAR-SEASON COMPARISON: DEFENSIVE - CHICAGO BEARS

DATE	OPP	W/L	GP/GS	TACKLES		ASST	SACK	YDS.	INT	TFL	PD	QBH	MISC		
				TOT	SOLO								TD	FF	FR
9/18/22	GB vs. CHI	W	S	5	3	2	0.0	0.0	0	0	1	0	0	0	0
12/4/22	GB @ CHI	W	S	7	3	4	0.0	0.0	0	0	0	0	0	0	0
9/10/23	GB @ CHI	W	S	4	1	3	0.0	0.0	1	1	1	0	1	0	0
1/7/24	GB vs. CHI	W	S	9	6	3	1.0	3.0	0	1	0	1	0	0	0
11/17/24	GB @ CHI	W	S	8	5	3	0.0	0.0	0	0	1	0	0	0	0
12/7/25	GB vs. CHI	W	S	9	3	6	0.0	0.0	0	0	0	0	0	0	0
12/20/25	GB @ CHI	L	S	14	5	9	0.0	0.0	0	1	1	0	0	0	0
TOTALS		6/1	7/7	56	26	30	1.0	3.0	1	3	4	1	1	0	0



QUAY WALKER'S NFL REGULAR-SEASON DEFENSIVE STATISTICS

YEAR	TEAM	GP	GS	TK	S	A	TACKLES				INTERCEPTIONS										ST				MISC		
							TFL	YDS	SK	YDS	QBH	NO	YDS	LG	TD	PD	FF	FR	TD	YDS	TK	S	A	FF	FR	S	A
2022	Packers	17	16	119	73	46	5	8	1.5	13.5	4	0	0	0	0	7	3	1	0	63	2	2	0	0	0	0	0
2023	Packers	14	14	118	59	59	7	20	2.5	16.5	5	1	37	37t	1	3	0	0	0	0	0	0	0	0	0	0	0
2024	Packers	13	13	102	72	30	9	33	2.5	19.0	3	0	0	0	0	2	0	0	0	0	0	0	0	0	0	0	0
2025	Packers	14	14	128	58	70	8	20	2.5	11.5	7	0	0	0	0	5	0	0	0	0	0	0	0	0	0	0	0
NFL TOTALS		58	57	467	262	205	29	81	9.0	60.5	19	1	37	37t	1	17	3	1	0	63	2	2	0	0	0	0	0

QUAY WALKER'S NFL POSTSEASON DEFENSIVE STATISTICS

YEAR	TEAM	GP	GS	TK	S	A	TACKLES				INTERCEPTIONS										ST				MISC		
							TFL	YDS	SK	YDS	QBH	NO	YDS	LG	TD	PD	FF	FR	TD	YDS	TK	S	A	FF	FR	S	A
2023	Packers	2	2	20	9	11	1	0	0.0	0.0	0	0	0	0	0	0	0	0	0	0	0	0	0	0	0	0	0
2024	Packers	1	1	8	4	4	0	0	0.0	0.0	0	0	0	0	0	0	0	0	0	0	0	0	0	0	0	0	0
NFL TOTALS		3	3	28	13	15	1	0	0.0	0.0	0	0	0	0	0	0	0	0	0	0	0	0	0	0	0	0	0

SINGLE-GAME HIGHS: DEFENSIVE

Total Tackles	19 vs. Detroit Lions, Sep 28, 2023 17 at Atlanta Falcons, Sep 17, 2023	Fumble Recoveries	1 at Philadelphia Eagles, Nov 27, 2022
Solo Tackles	10 vs. Arizona Cardinals, Oct 13, 2024 10 vs. Detroit Lions, Sep 28, 2023	Tackles For Loss	2 vs. Philadelphia Eagles, Nov 10, 2025 2 vs. Detroit Lions, Sep 07, 2025 ...3 more at 2
Sacks	1.5 at Arizona Cardinals, Oct 19, 2025 1.0 vs. Miami Dolphins, Nov 28, 2024 ...4 more at 1.0	Interceptions	1 at Chicago Bears, Sep 10, 2023
Passes Defensed	2 at Pittsburgh Steelers, Oct 26, 2025 2 vs. Los Angeles Rams, Dec 19, 2022	Interception Return Yards	37 at Chicago Bears, Sep 10, 2023
Forced Fumbles	1 vs. Los Angeles Rams, Dec 19, 2022 1 at Buffalo Bills, Oct 30, 2022 ...1 more at 1.	Special Teams Tackles	1 vs. Tennessee Titans, Nov 17, 2022 1 vs. New England Patriots, Oct 02, 2022

2025 GXG REGULAR SEASON (PACKERS)

DATE	OPPONENT	P/S	TK	S	A	SK	YDS	INT	PD	FF	FR
09/07	Lions	S	9	6	3	0.0	0.0	0	1	0	0
09/11	Commanders	S	8	4	4	0.0	0.0	0	0	0	0
09/21	at Browns	S	14	6	8	0.0	0.0	0	1	0	0
09/28	at Cowboys	S	11	6	5	0.0	0.0	0	0	0	0
10/12	Bengals	S	8	5	3	0.0	0.0	0	0	0	0
10/19	at Cardinals	S	9	5	4	1.5	11.5	0	0	0	0
10/26	at Steelers	S	5	1	4	0.0	0.0	0	2	0	0
11/02	Panthers	S	7	2	5	0.0	0.0	0	0	0	0
11/10	Eagles	S	6	5	1	0.0	0.0	0	0	0	0
11/16	at Giants	S	7	1	6	0.0	0.0	0	0	0	0
11/23	Vikings		INACTIVE/INJURY								
11/27	at Lions		INACTIVE/INJURY								
12/07	Bears	S	9	3	6	0.0	0.0	0	0	0	0
12/14	at Broncos	S	9	3	6	0.0	0.0	0	0	0	0
12/20	at Bears	S	14	5	9	0.0	0.0	0	1	0	0
12/27	Ravens	S	12	6	6	1.0	0.0	0	0	0	0
01/04	at Vikings		INACTIVE								
2025 TOTALS		14-14	128	58	70	2.5	11.5	0	5	0	0

# RASHEED WALKER

## 63

TACKLE  
PENN STATE

Fourth NFL Season | Fourth Packers Season



Ht: 6-6 | Wt: 324 | Born: February 13, 2000 | NFL Games Played/Started: 52/48 | Acquired: D7c-22

### AT A GLANCE

- » In his first two seasons as a starter (2023-24), helped Green Bay rank No. 2 in the NFL in sacks allowed (52) and sack percentage (4.7).
- » Started all 17 games at LT last season, helping the Packers rank No. 2 in the NFL in sacks allowed (22) and No. 5 in total offense (370.8 ypg), rushing offense (146.8 ypg) and yards per play (6.14), Green Bay's first time finishing in the top five in all of those categories since 2003.
- » Appeared in all 17 games with 15 starts at LT in 2023 and was part of a line that helped the Packers rank No. 3 in the NFL in sacks allowed (30) and No. 4 in sack percentage (4.9).
- » His 15 starts in 2023 were the most by a Green Bay offensive lineman selected in the seventh round within his first two NFL seasons since T Mark Tauscher started all 16 games in his second season (2001).
- » Selected by the Packers with the third of four picks in the seventh round (No. 249 overall) of the 2022 NFL Draft, becoming the first offensive lineman drafted by Green Bay out of Penn State since G Marco Rivera in 1996.
- » Appeared in 36 games over four seasons at Penn State (2018-21), starting the final 32 contests at LT. Earned third-team All-Big Ten honors as a senior in 2021, helping the Nittany Lions feature a 3,000-yard passer (QB Sean Clifford, 3,107) and a 1,000-yard receiver (WR Jahan Dotson, 1,182) for only the second time in school history.

**2025 SEASON:** Appeared in all 17 games with 16 starts at LT...Part of a line that helped the Packers rank tied for No. 7 in the league in sacks allowed (29), No. 3 in giveaways (13) and No. 2 in third-down conversions (48.8 pct.).

**Vs. Detroit (Sept. 7):** Started at LT and appeared on all 48 snaps as part of a line that did not allow a sack of QB Jordan Love. Helped protect Love as he connected on 16 of 22 passes for 188 yards and two TDs with no INTs (128.6 rating).

**Vs. Washington (Sept. 11):** Started at LT and played all 68 snaps, helping to block for Love as he threw for 292 yards and two TDs with no INTs on 19-of-31 passing (113.9 rating).

**At Cleveland (Sept. 21):** Started at LT and played 61 of 65 snaps, departing the game briefly in the third quarter due to an undisclosed injury.

**At Dallas (Sept. 28):** Started at C and played all 83 snaps, part of a line that allowed just one sack and protected Love as he threw for 337 yards and three TDs with no INTs (118.1 rating). Helped the offense register season highs for total yards (489), rushing yards (164) and first downs (32).

**Vs. Cincinnati (Oct. 12):** Started at LT and played all 61 snaps as part of a line that allowed just one sack and cleared the way for 153 rushing yards on 33 carries (4.6 avg.).

**At Arizona (Oct. 19):** Started at LT and played all 56 snaps, helping to protect Love as he was sacked only one time.

**At Pittsburgh (Oct. 26):** Started at LT and played 62 of 64 snaps as the line did not allow a sack and blocked for Love as he posted a career-high 134.2 passer rating (29 of 37 for 360 yards and three TDs with no INTs). Was sidelined for two snaps late in the fourth quarter due to injury.

**Vs. Carolina (Nov. 2):** Started at LT and played all 65 snaps, protecting Love as the line gave up only one sack on the day, the fifth straight game Green Bay allowed no more than one sack.

**Vs. Philadelphia (Nov. 10):** Started at LT and played all 68 snaps.

**At N.Y. Giants (Nov. 16):** Started at LT and appeared on all 55 snaps, helping the Packers post a season-high average of 5.6 yards per carry (128 yards on 23 attempts).

**Vs. Minnesota (Nov. 23):** Started at LT and played all 66 snaps, part of a line that allowed just one sack and helped clear the way for RB Emanuel Wilson's career-high 107 yards and a career-best two rushing TDs on 28 carries (3.8 avg.).

**At Detroit (Nov. 27):** Started at LT and played all 63 snaps as the line did not allow a sack on the afternoon and protected Love as he posted a 124.2 passer rating (18 of 30 for 234 yards and four TDs with no INTs). Had a key third-quarter fumble recovery when he recovered a WR Romeo Doubs fumble at the Detroit 6 on a drive that would be capped off with a 1-yard TD pass from Love to WR Dontayvion Wicks.

**Vs. Chicago (Dec. 7):** Started at LT and played all 53 snaps, helping to protect Love as he was sacked only one time and as he threw for 234 yards and three TDs with one INT on 17-of-25 passing for a 120.7 rating.

**At Denver (Dec. 14):** Started at LT and appeared on all 66 snaps, helping Green Bay register a season-best average of 5.8 yards per carry (115 yards on 20 attempts).

**At Chicago (Dec. 20):** Started at LT and played all 72 snaps, helping to clear the way for the Packers' season-high 192 rushing yards on 44 carries (4.4 avg.).

**Vs. Baltimore (Dec. 27):** Started at LT and played 41 of 47 snaps, coming out for the final series with the Packers trailing, 41-24. Helped protect QB Malik Willis as he posted a career-high 134.6 passer rating (18 of 21 for a career-best 288 yards and a TD).

**At Minnesota (Jan. 4):** Appeared on one snap on special teams.

### RASHEED WALKER'S NFL REGULAR-SEASON STATISTICS

DATE	TEAM	GP	GS
2022	Packers	1	0
2023	Packers	17	15
2024	Packers	17	17
2025	Packers	17	16
NFL TOTALS		52	48



# RASHEED WALKER'S NFL POSTSEASON STATISTICS

DATE	TEAM	GP	GS
2023	Packers	2	2
2024	Packers	1	1
NFL TOTALS		3	3

## 2025 GXG REGULAR SEASON (PACKERS)

DATE	OPPONENT	P/S
09/07	Lions	S
09/11	Commanders	S
09/21	at Browns	S
09/28	at Cowboys	S
10/12	Bengals	S
10/19	at Cardinals	S
10/26	at Steelers	S
11/02	Panthers	S
11/10	Eagles	S
11/16	at Giants	S
11/23	Vikings	S
11/27	at Lions	S
12/07	Bears	S
12/14	at Broncos	S
12/20	at Bears	S
12/27	Ravens	P
01/04	at Vikings	P
2025 TOTALS		17-16

CHRISTIAN  
WATSON

9

WIDE RECEIVER  
NORTH DAKOTA STATE

Fourth NFL Season | Fourth Packers Season



Ht: 6-4 | Wt: 208 | Born: May 12, 1999 | NFL Games Played/Started: 48/45 | Acquired: D2-22

AT A GLANCE

- » Among players with 50-plus receptions, ranks No. 2 in the NFL since 2024 with an average of 19.2 yards per catch.
- » Has posted first downs on 97 of his 133 career receptions, a 72.9 percentage that ranks No. 3 in the NFL since 2022 (min. 100 rec.). Of his 133 catches, 50 have been explosive gains (16-plus yards), a 36.7 percentage that ranks No. 9 in the league since 2022 among players with 100-plus catches.
- » Ranked No. 2 in the league in yards per catch last season (min. 25 rec.), an average of 21.4 yards that was the top mark by a Packer (min. 25 rec.) since WR James Lofton's 22.0-yard average in 1984.
- » Is the fourth player in team history with five-plus receiving TDs in three (or more) of his first four NFL seasons, joining WRs Don Hutson (four), Antonio Freeman (three) and Max McGee (three).
- » Led the team with seven TD catches in 2022, the fourth most in team history by a rookie behind only Billy Howton (13 in 1952), McGee (nine in 1954) and Jayden Reed (eight in 2023).
- » In 2022, became only the third player in franchise history to that point to post seven-plus receiving TDs and multiple rushing TDs in a season, joining Johnny "Blood" McNally (1931) and Hutson (1941).
- » Posted eight TDs from scrimmage in Weeks 10-13 in 2022, tied for the most over a four-game span by a rookie WR in league history (Vikings WR Randy Moss, 1998).
- » Finished his career at North Dakota State ranked No. 2 in school history (min. 50 rec.) in yards per reception (20.4 avg.) and yards per kickoff return (26.4 avg.), No. 8 in receiving yards (2,140) and No. 10 in receptions (105).

**2025 SEASON:** Started all 10 games he appeared in and posted 35 receptions for 611 yards (17.5 avg.) and six TDs (tied for team lead)...Ranked No. 1 in the NFL in Weeks 8-18 with an average of 17.5 yards per catch...Of his 35 receptions, 17 were explosive catches (16-plus yards), a 48.6 percentage that ranked No. 3 in the NFL among players with 30-plus receptions...Ranked No. 6 in the league with a receiving first-down percentage of 80.0 (28-35)...Had 12 catches for 233 yards (19.4 avg.) and three TDs on third down, with all 12 receptions picking up first downs...Was on reserve/physically unable to perform (knee) for the first six games before being activated on Oct. 25.

**At Pittsburgh (Oct. 26):** Started and played 36 snaps in his season debut, leading the WRs with four receptions for a season-high 85 yards (21.3 avg.). On a third-and-7 late in the third quarter, caught a deep ball down the middle for a 33-yard gain to the Pittsburgh 7, setting up a RB Josh Jacobs 3-yard TD run two plays later.

**Vs. Carolina (Nov. 2):** Started and played 43 of 65 snaps, hauling in two passes for 58 yards (29.0 avg.), highlighted by a season-long 52-yard grab on a third-and-12 early in the second quarter.

**Vs. Philadelphia (Nov. 10):** Started and played 56 of 68 snaps, recording two receptions for 45 yards (22.5 avg.).

**At N.Y. Giants (Nov. 16):** Started and played 43 of 55 snaps, posting four receptions for 46 yards (11.5 avg.) and a season-high two TDs. Became the first Packer since WR Philip Epps (Oct. 6, 1985) to have a receiving TD from two different QBs in the same game, hauling in a 1-yard pass from QB Malik Willis early in the second quarter and then a 17-yard pass from QB Jordan Love with 4:02 remaining in the game in what proved to be the game-winning TD in the 27-20 victory.

**Vs. Minnesota (Nov. 23):** Started and played 49 of 66 snaps, finishing with a team-high five catches for 49 yards (9.8 avg.).

**At Detroit (Nov. 27):** Started and appeared on 46 of 63 snaps, hauling in four passes for 80 yards (20.0 avg.), highlighted by a 51-yard TD grab early in the third quarter when he got behind CB Amik Robertson to make the catch near the Detroit 5 and take it in for the score.

**Vs. Chicago (Dec. 7):** Started and played 44 of 53 snaps, leading the team with a season-high 89 receiving yards and two TDs on four receptions (22.3 avg.). Posted two TD catches of 20-plus yards (23, 41) for the second time in his career (vs. Dallas on Nov. 13, 2022).

**At Denver (Dec. 14):** Started and played 27 snaps, posting three receptions for 29 yards (9.7 avg.) before sustaining a chest injury on a deep pass down the middle early in the third quarter that sidelined him for the remainder of the game.

**At Chicago (Dec. 20):** Started and played 45 of 72 snaps, hauling in two passes for 17 yards (8.5 avg.).

**Vs. Baltimore (Dec. 27):** Started and appeared on 29 of 47 snaps, leading the team with a season-high 113 yards and a TD on five receptions (17.5 avg.), picking up first downs on all five catches. On Green Bay's second offensive play, caught a deep ball down the middle from QB Malik Willis for a 39-yard TD.

**At Minnesota (Jan. 4):** Was active, but did not see any action.

REGULAR-SEASON COMPARISON: RECEIVING/RUSHING - CHICAGO BEARS

DATE	OPP	W/L	GP/GS	NO.	YDS.	RECEIVING					NO.	RUSHING			
						AVG.	LG	TD	TGTS	YAC		YDS.	AVG.	LG	TD
9/18/22	GB vs. CHI	W	P	3	9	3.0	9	0	3	18	0	0	0	0	0
12/4/22	GB @ CHI	W	S	3	48	16.0	19	1	7	7	1	46	46.0	46	1
11/17/24	GB @ CHI	W	S	4	150	37.5	60	0	4	46	0	0	0	0	0
1/5/25	GB vs. CHI	L	S	0	0	0	0	0	1	0	0	0	0	0	0
12/7/25	GB vs. CHI	W	S	4	89	22.3	41	2	4	46	0	0	0	0	0
12/20/25	GB @ CHI	L	S	2	17	8.5	10	0	6	3	0	0	0	0	0
TOTALS		4/2	6/5	16	313	19.6	60	3	25	120	1	46	46.0	46	1



CHRISTIAN WATSON'S NFL REGULAR-SEASON RUSHING/RECEIVING STATISTICS

		RECEIVING							RUSHING					
DATE	TEAM	GP	GS	NO.	YDS.	AVG.	LG	TD	NO.	YDS.	AVG.	LG	TD	
2022	Packers	14	11	41	611	14.9	63t	7	7	80	11.4	46t	2	
2023	Packers	9	9	28	422	15.1	77	5	4	11	2.8	13	0	
2024	Packers	15	15	29	620	21.4	60	2	4	23	5.8	14	0	
2025	Packers	10	10	35	611	17.5	52	6	1	3	3.0	3	0	
NFL TOTALS		48	45	133	2,264	17.0	77	20	16	117	7.3	46t	2	

CHRISTIAN WATSON'S NFL POSTSEASON RUSHING/RECEIVING STATISTICS

		RECEIVING							RUSHING				
DATE	TEAM	GP	GS	NO.	YDS.	AVG.	LG	TD	NO.	YDS.	AVG.	LG	TD
2023	Packers	2	0	2	20	10.0	11	0	0	0	0.0	0	0
NFL TOTALS		2	0	2	20	10.0	11	0	0	0	0.0	0	0

CHRISTIAN WATSON'S NFL REGULAR-SEASON RETURN STATISTICS

KICKOFF RETURNS						
DATE	TEAM	RET.	YDS.	AVG.	LG	TD
2022	Packers	2	35	17.5	18	0
2023	Packers	0	0	0.0	0	0
2024	Packers	0	0	0.0	0	0
2025	Packers	0	0	0.0	0	0
NFL TOTALS		2	35	17.5	18	0

SINGLE-GAME HIGHS: RUSHING/RECEIVING

Rush Attempts	2 vs. New Orleans Saints, Dec 23, 2024	Receiving Yards	150 at Chicago Bears, Nov 17, 2024
	2 vs. Kansas City Chiefs, Dec 03, 2023		114 at Detroit Lions, Dec 05, 2024
	...1 more at 2.		Receiving Average
Rushing Yards	46 at Chicago Bears, Dec 04, 2022	Longest Receptions	30.3 at Las Vegas Raiders, Oct 09, 2023
	23 vs. New Orleans Saints, Dec 23, 2024		77 at Las Vegas Raiders, Oct 09, 2023
	46t at Chicago Bears, Dec 04, 2022		63t at Philadelphia Eagles, Nov 27, 2022
Longest Runs	15t vs. New England Patriots, Oct 02, 2022	Receiving TDs	3 vs. Dallas Cowboys, Nov 13, 2022
	1 at Chicago Bears, Dec 04, 2022		2 vs. Chicago Bears, Dec 07, 2025
	1 vs. New England Patriots, Oct 02, 2022		...3 more at 2.
Receptions	7 vs. Kansas City Chiefs, Dec 03, 2023	Scrimmage Yards	150 at Chicago Bears, Nov 17, 2024
	6 at Miami Dolphins, Dec 25, 2022		116 vs. Detroit Lions, Jan 08, 2023

2025 GXG REGULAR SEASON (PACKERS)

RECEIVING														RUSHING					
DATE	OPPONENT	P/S	NO.	YDS.	AVG.	LG	TD	NO.	YDS.	AVG.	LG	TD							
09/07	Lions							RESERVE/PUP											
09/11	Commanders							RESERVE/PUP											
09/21	at Browns							RESERVE/PUP											
09/28	at Cowboys							RESERVE/PUP											
10/12	Bengals							RESERVE/PUP											
10/19	at Cardinals							RESERVE/PUP											
10/26	at Steelers	S	4	85	21.3	33	0	0	0	0.0	0	0	0						
11/02	Panthers	S	2	58	29.0	52	0	0	0	0.0	0	0	0						
11/10	Eagles	S	2	45	22.5	25	0	0	0	0.0	0	0	0						
11/16	at Giants	S	4	46	11.5	17t	2	0	0	0.0	0	0	0						
11/23	Vikings	S	5	49	9.8	12	0	0	0	0.0	0	0	0						
11/27	at Lions	S	4	80	20.0	51t	1	1	3	3.0	3	0	0						
12/07	Bears	S	4	89	22.3	41t	2	0	0	0.0	0	0	0						
12/14	at Broncos	S	3	29	9.7	19	0	0	0	0.0	0	0	0						
12/20	at Bears	S	2	17	8.5	10	0	0	0	0.0	0	0	0						
12/27	Ravens	S	5	113	22.6	39t	1	0	0	0.0	0	0	0						
01/04	at Vikings							DID NOT PLAY											
2025 TOTALS		10-10	35	611	17.5	52	6	1	3	3.0	3	0	0						

# KRISTIAN WELCH 54

LINEBACKER  
IOWA

Sixth NFL Season | Second Packers Season



Ht: 6-3 | Wt: 240 | Born: May 24, 1998 | NFL Games Played/Started: 80/2 | Acquired: UFA (Bal.)-25

## AT A GLANCE

- » Originally entered the league as an undrafted free agent and has played for the Baltimore Ravens (2020-22, 2024), Green Bay Packers (2023) and Denver Broncos (2024).
- » Played in 72 regular-season games with two starts, recording 13 tackles (six solo) on defense and 27 tackles and two fumble recoveries on special teams from 2020-24.
- » According to TruMedia, has played 1,369 special teams snaps in his career, the most of any player currently on the Packers.
- » Has played on four teams that have made the postseason (2020, 2022-2024), seeing action in seven games and recording four tackles on special teams.
- » Appeared in 46 games with 16 starts for Iowa (2016-19), serving as a defensive captain as a senior and earning All-Big Ten honorable mention from the coaches and media.

**2025 SEASON:** Played in eight games, seeing action on special teams and posting three tackles...Saw action on defense in Weeks 13 and 15...Spent a portion of the season on the practice squad and was elevated to the active roster for Weeks 9-10...Was signed to the active roster on Nov. 11...Was placed on injured reserve (ankle) on Dec. 26.

**Vs. Carolina (Nov. 2):** Saw action on 10 special teams snaps in his season debut.

**Vs. Philadelphia (Nov. 10):** Played 12 snaps on special teams, recording a tackle on kickoff coverage.

**At N.Y. Giants (Nov. 16):** Appeared on a season-high 14 special teams snaps.

**Vs. Minnesota (Nov. 23):** Played 14 special teams snaps (tied season high).

**At Detroit (Nov. 27):** Saw his first action on defense this season, playing a snap. Also appeared on 14 special teams snaps and posted a tackle on punt coverage in the first quarter.

**Vs. Chicago (Dec. 7):** Saw action on seven special teams snaps, recording a tackle on kickoff coverage in the second quarter before exiting the game (concussion).

**At Denver (Dec. 14):** Played a snap on defense and 14 snaps on special teams.

**At Chicago (Dec. 20):** Saw action on two special teams snaps before leaving the game in the second quarter with an ankle injury.

## REGULAR-SEASON COMPARISON: DEFENSIVE - CHICAGO BEARS

DATE	OPP	W/L	GP/GS	TACKLES				SACK	YDS.	INT	TFL	PD	QBH	MISC			
				TOT	SOLO	ASST								TD	FF	FR	
11/21/21	BLT @ CHI	W	P	0	0	0	0	0.0	0.0	0	0	0	0	0	0	0	0
1/7/24	GB vs. CHI	W	P	0	0	0	0	0.0	0.0	0	0	0	0	0	0	0	0
12/7/25	GB vs. CHI	W	P	0	0	0	0	0.0	0.0	0	0	0	0	0	0	0	0
12/20/25	GB @ CHI	L	P	0	0	0	0	0.0	0.0	0	0	0	0	0	0	0	0
TOTALS		3/1	4/0	0	0	0	0	0.0	0.0	0	0	0	0	0	0	0	0

## KRISTIAN WELCH'S NFL REGULAR-SEASON DEFENSIVE STATISTICS

		TACKLES										INTERCEPTIONS										ST				MISC			
YEAR	TEAM	GP	GS	TK	S	A	TFL	YDS	SK	YDS	QBH	NO	YDS	LG	TD	PD	FF	FR	TD	YDS	TK	S	A	FF	FR	S	A		
2020	Ravens	10	0	0	0	0	0	0	0.0	0.0	0	0	0	0	0	0	0	0	0	0	5	3	2	0	0	0	0		
2021	Ravens	16	0	4	0	4	0	0	0.0	0.0	0	0	0	0	0	0	0	0	0	0	9	3	6	0	0	0	0		
2022	Ravens	17	0	1	1	0	0	0	0.0	0.0	0	0	0	0	0	0	0	0	0	0	2	2	0	0	0	0	0		
2023	Packers	14	0	0	0	0	0	0	0.0	0.0	0	0	0	0	0	0	0	0	0	0	6	4	2	0	0	0	0		
2024	Broncos	6	1	6	3	3	0	0	0.0	0.0	0	0	0	0	0	0	0	0	0	0	2	1	1	0	0	0	0		
2024	Ravens	9	1	2	2	0	0	0	0.0	0.0	0	0	0	0	0	0	0	0	0	0	3	1	2	0	1	0	0		
2024	TOTAL	15	2	8	5	3	0	0	0.0	0.0	0	0	0	0	0	0	0	0	0	0	5	2	3	0	1	0	0		
2025	Packers	8	0	0	0	0	0	0	0.0	0.0	0	0	0	0	0	0	0	0	0	0	3	0	3	0	0	0	0		
NFL TOTALS		80	2	13	6	7	0	0	0.0	0.0	0	0	0	0	0	0	0	0	0	0	30	14	16	0	1	0	0		

## KRISTIAN WELCH'S NFL POSTSEASON DEFENSIVE STATISTICS

		TACKLES									INTERCEPTIONS										ST				MISC			
YEAR	TEAM	GP	GS	TK	S	A	TFL	YDS	SK	YDS	QBH	NO	YDS	LG	TD	PD	FF	FR	TD	YDS	TK	S	A	FF	FR	S	A	
2020	Ravens	2	0	0	0	0	0	0	0.0	0.0	0	0	0	0	0	0	0	0	0	0	0	1	0	1	0	0	0	0
2022	Ravens	1	0	0	0	0	0	0	0.0	0.0	0	0	0	0	0	0	0	0	0	0	0	1	0	1	0	0	0	0
2023	Packers	2	0	0	0	0	0	0	0.0	0.0	0	0	0	0	0	0	0	0	0	0	0	1	1	0	0	0	0	0
2024	Ravens	2	0	0	0	0	0	0	0.0	0.0	0	0	0	0	0	0	0	0	0	0	0	1	0	1	0	0	0	0
NFL TOTALS		7	0	0	0	0	0	0	0.0	0.0	0	0	0	0	0	0	0	0	0	0	0	4	2	2	0	0	0	0





SINGLE-GAME HIGHS: DEFENSIVE

**Total Tackles** 2 at New York Jets, Sep 29, 2024  
2 vs. Pittsburgh Steelers, Sep 15, 2024  
...2 more at 2.

**Solo Tackles** 2 vs. Pittsburgh Steelers, Sep 15, 2024  
1 at Houston Texans, Dec 25, 2024  
...3 more at 1.

**Special Teams Tackles** 2 vs. Cincinnati Bengals, Nov 07, 2024  
2 at Pittsburgh Steelers, Nov 12, 2023  
...2 more at 2.

2025 GXG REGULAR SEASON (PACKERS)

DATE OPPONENT	P/S	TK	S	A	SK	YDS	INT.	PD	FF	FR
09/07 Lions		PRACTICE SQUAD								
09/11 Commanders		PRACTICE SQUAD								
09/21 at Browns		PRACTICE SQUAD								
09/28 at Cowboys		PRACTICE SQUAD								
10/12 Bengals		PRACTICE SQUAD								
10/19 at Cardinals		PRACTICE SQUAD								
10/26 at Steelers		PRACTICE SQUAD								
11/02 Panthers	P	0	0	0	0.0	0.0	0	0	0	0
11/10 Eagles	P	0	0	0	0.0	0.0	0	0	0	0
11/16 at Giants	P	0	0	0	0.0	0.0	0	0	0	0
11/23 Vikings	P	0	0	0	0.0	0.0	0	0	0	0
11/27 at Lions	P	0	0	0	0.0	0.0	0	0	0	0
12/07 Bears	P	0	0	0	0.0	0.0	0	0	0	0
12/14 at Broncos	P	0	0	0	0.0	0.0	0	0	0	0
12/20 at Bears	P	0	0	0	0.0	0.0	0	0	0	0
12/27 Ravens		INJURED RESERVE								
01/04 at Vikings		INJURED RESERVE								
2025 TOTALS	8-0	0	0	0	0.0	0.0	0	0	0	0

# DANIEL WHELAN 19

PUNTER  
UC DAVIS

Third NFL Season | Third Packers Season



Ht: 6-5 | Wt: 216 | Born: February 10, 1999 | NFL Games Played/Started: 51/0 | Acquired: FA-23

## AT A GLANCE

- » Has registered two of the top three single-season averages for punting in franchise history, posting a 46.2-yard average in 2023 (No. 2) and a 46.1-yard mark last season (No. 3).
- » Among players with 100-plus punts, posted the top career punting average (46.2) and the top net punting average (40.0) in team history through 2024.
- » In 2024, became the first punter in team history to average 46-plus yards per punt and 40-plus net yards per punt in a single season.
- » Posted 22 punts of 50-plus yards in 2023, tied for the third most in a season by a Green Bay punter since 2000 behind only Jon Ryan (24 in 2006) and Justin Vogel (23 in 2017).
- » In 2023, became the first Irish-born player to play in the NFL since 1985 (Cardinals K Neil O'Donoghue).
- » Played for the D.C. Defenders in 2023, earning All-XFL honors after ranking No. 3 in the league in both punting average (45.6) and punts inside the 20 (11).
- » Played in 47 games in five seasons (2017-21) at UC-Davis, finishing his career ranked No. 1 in school history in punting average (44.0) and punts inside the 20 (86).
- » Moved to California with his mother when he was 13 years old and earned All-Southern Section and All-DeAnza League honors in both of his final two years at Rancho Mirage (Calif.) High School.

**2025 SEASON:** Played in all 17 games, punting 49 times for 2,533 yards, setting the single-season franchise record with a 51.7-yard gross average and a 43.9-yard net average (both career highs)...His gross average of 51.7 yards per punt ranked No. 1 in the NFL and was the third-best single season mark by an NFL punter (min. 40 punts) in league history, and he was the first Green Bay punter to lead the league in the category since the 1970 AFL-NFL merger...Had 18 punts downed inside the 20...Had 32 punts of 50-plus yards (No. 4 in the NFL), the most by a Packer in a season dating back to 2000...32 of his 49 punts (65.3 percent) were 50-plus yards, which led the NFL (min. 40 punts).

**Vs. Detroit (Sept. 7):** Punted three times for a total of 164 yards (54.7 avg.), placing two punts inside the 20 and recording a long of 65 yards. His two punts of 60 plus yards tied a career high.

**Vs. Washington (Sept. 11):** Punted four times for 213 yards (53.3 avg.), recording a long of 55 yards.

**At Cleveland (Sept. 21):** Punted five times for 265 yards (53.0 avg.), recording a long of 63 yards and a net average of 46.0 yards.

**At Dallas (Sept. 28):** Punted twice for 83 yards (41.5 avg.), with both punts placed inside the 20, including a punt in the second quarter that was downed at the Dallas 5.

**Vs. Cincinnati (Oct. 12):** Punted twice for 91 yards (45.5 avg.), placing a punt inside the 20 and recording a long of 56 yards.

**At Arizona (Oct. 19):** Punted three times for 174 yards for a season-high average of 58.0 yards per punt. Held for K Lucas Havrisik on his franchise-record 61-yard FG at the end of the first half.

**At Pittsburgh (Oct. 26):** Punted three times for 152 yards (50.7 avg.), placing a punt inside the 20 and posting a long of 56 yards.

**Vs. Carolina (Nov. 2):** Was active but did not punt.

**Vs. Philadelphia (Nov. 10):** Punted five times for 239 yards (47.8 avg.), placing a punt inside the 10 and recording a long of 59 yards.

**At N.Y. Giants (Nov. 16):** Punted four times for 195 yards (48.8 gross avg., 44.5 net avg.), placing a pair of punts inside the 20 and recording a long of 61 yards.

**Vs. Minnesota (Nov. 23):** Punted four times for 190 yards (47.5 gross avg., 44.8 net avg.), placing a season-high three punts inside the 20, including a punt that resulted in a Minnesota fumble that was recovered by Green Bay at the Vikings' 5 in the third quarter.

**At Detroit (Nov. 27):** Punted twice for 134 yards (67.0 gross avg., 46.5 net avg.), recording a long of 72 yards (season high). His gross average of 67.0 yards per punt was a career high.

**Vs. Chicago (Dec. 7):** Punted three times for 145 yards (48.3 gross avg., 46.3 net avg.), including a punt downed at Chicago's 17.

**At Denver (Dec. 14):** Punted once for 57 yards (57.0 gross avg., 37.0 net avg.).

**At Chicago (Dec. 20):** Was active but did not punt.

**Vs. Baltimore (Dec. 27):** Was active but did not punt.

**At Minnesota (Jan. 4):** Punted eight times for 431 yards, posting a gross average of 53.9 yards and a net average of 50.8 yards (all career highs). His net average of 50.8 yards per punt was the second-best mark by an NFL player since 2000 in games with eight-plus punts (Johnny Hekker; Dec. 4, 2016). Had a 62-yard punt downed at the Minnesota 2 in the first quarter, which was his first punt downed within 2 yards of the goal line this season.

## REGULAR-SEASON COMPARISON: PUNTING - CHICAGO BEARS

DATE	OPP	W/L	GP/GS	NO.	YDS.	AVG.	TB	I20	LG
9/10/23	GB @ CHI	W	P	5	249	49.8	2	1	68
11/7/24	GB vs. CHI	W	P	0	0	0.0	0	0	0
11/17/24	GB @ CHI	W	P	1	47	47.0	0	1	47
11/5/25	GB vs. CHI	L	P	3	133	44.3	1	0	60
12/7/25	GB vs. CHI	W	P	3	145	48.3	0	1	55
12/20/25	GB @ CHI	L	P	0	0	0.0	0	0	0
<b>TOTALS</b>		<b>4/2</b>	<b>6/0</b>	<b>12</b>	<b>574</b>	<b>47.8</b>	<b>3</b>	<b>3</b>	<b>68</b>



DANIEL WHELAN'S NFL REGULAR-SEASON PUNTING STATISTICS

DATE	TEAM	GP	NO.	YDS.	AVG.	OPP. RET.	YDS.	NET YDS.	AVG.	TB	IN20	LG	BK
2023	Packers	17	57	2,634	46.2	23	270	2,264	39.7	5	18	68	0
2024	Packers	17	56	2,582	46.1	20	229	2,253	40.2	5	22	74	0
2025	Packers	17	49	2,533	51.7	21	222	2,151	43.9	8	18	72	0
NFL TOTALS		51	162	7,749	47.8	64	721	6,668	41.2	18	58	74	0

DANIEL WHELAN'S NFL POSTSEASON PUNTING STATISTICS

DATE	TEAM	GP	NO.	YDS.	AVG.	OPP. RET.	YDS.	NET YDS.	AVG.	TB	IN20	LG	BK
2023	Packers	2	4	155	38.8	0	0	155	38.8	0	3	42	0
2024	Packers	1	2	100	50.0	2	11	89	44.5	0	0	50	0
NFL TOTALS		3	6	255	42.5	2	11	244	40.7	0	3	50	0

SINGLE-GAME HIGHS: PUNTER

Punts	8 at Minnesota Vikings, Jan 04, 2026 5 vs. Philadelphia Eagles, Nov 10, 2025 ...7 more at 5.	Net Punting Avg	51.6 vs. Houston Texans, Oct 20, 2024 50.8 at Minnesota Vikings, Jan 04, 2026
Gross Punting Yards	284 vs. Houston Texans, Oct 20, 2024 265 at Cleveland Browns, Sep 21, 2025 56.8 vs. Houston Texans, Oct 20, 2024	Longest Punts	74 vs. Minnesota Vikings, Sep 29, 2024 72 at Detroit Lions, Nov 27, 2025
Gross Punting Avg	53.9 at Minnesota Vikings, Jan 04, 2026 406 at Minnesota Vikings, Jan 04, 2026 258 vs. Houston Texans, Oct 20, 2024	Inside the 20	5 at Minnesota Vikings, Jan 04, 2026 4 at Detroit Lions, Nov 23, 2023
Net Punting Yards			



2025 GXG REGULAR SEASON (PACKERS)


DATE	OPPONENT		NO.	YDS.	AVG.	OPP. RET.	YDS.	NET YDS.	AVG	TB	IN20	LG	BK
09/07	Lions	P	3	164	54.7	2	19	145	48.3	0	2	65	0
09/11	Commanders	P	4	213	53.3	3	50	143	35.8	1	0	55	0
09/21	at Browns	P	5	265	53.0	2	15	230	46.0	1	0	63	0
09/28	at Cowboys	P	2	83	41.5	0	0	83	41.5	0	2	43	0
10/12	Bengals	P	2	91	45.5	1	13	78	39.0	0	1	56	0
10/19	at Cardinals	P	3	174	58.0	1	13	141	47.0	1	0	63	0
10/26	at Steelers	P	3	152	50.7	2	21	131	43.7	0	1	56	0
11/02	Panthers	P	0	0	0.0	0	0	0	0.0	0	0	0	0
11/10	Eagles	P	5	239	47.8	2	31	168	33.6	2	1	59	0
11/16	at Giants	P	4	195	48.8	2	17	178	44.5	0	2	61	0
11/23	Vikings	P	4	190	47.5	2	11	179	44.8	0	3	63	0
11/27	at Lions	P	2	134	67.0	1	21	93	46.5	1	0	72	0
12/07	Bears	P	3	145	48.3	1	6	139	46.3	0	1	55	0
12/14	at Broncos	P	1	57	57.0	0	0	37	37.0	1	0	57	0
12/20	at Bears	P	0	0	0.0	0	0	0	0.0	0	0	0	0
12/27	Ravens	P	0	0	0.0	0	0	0	0.0	0	0	0	0
01/04	at Vikings	P	8	431	53.9	2	5	406	50.8	1	5	68	0
2025 TOTALS		17	49	2,533	51.7	21	222	2,151	43.9	8	18	72	0

JOSH  
WHYLE  
81

TIGHT END  
CINCINNATI

R | First Packers Season



Ht: 6-7 | Wt: 248 | Born: September 8, 1999 | NFL Games Played/Started: 36/8 | Acquired: FA-25

**AT A GLANCE**

- » Played in 28 games with seven starts for the Tennessee Titans from 2023-24.
- » Recorded 37 receptions for 342 yards (9.2 avg.) and two TDs in his time with the Titans.
- » Also has seen action on special teams, recording four tackles in his career, all of which came in 2024.
- » Selected by Tennessee in the fifth round (No. 147 overall) of the 2023 NFL Draft.

**2025 SEASON:** Played in eight games with one start, seeing action on offense and special teams...Posted five receptions for 36 yards (7.2 avg.) and a TD...Spent the first nine weeks of the season on Green Bay's practice squad before being signed to the active roster on Nov. 4...Was sidelined for one game (Week 16, concussion).

**Vs. Philadelphia (Nov. 10):** Appeared on six snaps on offense and three on special teams in his Green Bay debut.

**At N.Y. Giants (Nov. 16):** Made his first start in a Green Bay uniform as the Packers opened with two TEs, appearing on 20 plays and posting a 2-yard TD catch from QB Jordan Love early in the third quarter.

**Vs. Minnesota (Nov. 23):** Appeared on 27 plays on offense and recorded a 1-yard catch. Also played seven snaps on special teams.

**At Detroit (Nov. 27):** Played 32 snaps on offense and seven on special teams.

**Vs. Chicago (Dec. 7):** Appeared on 22 plays on offense and eight on special teams, recording a season-long 21-yard reception on third-and-2 early in the second quarter.

**At Denver (Dec. 14):** Played two snaps on offense before sustaining a concussion on Green Bay's opening drive.

**At Chicago (Dec. 20):** Inactive (concussion).

**Vs. Baltimore (Dec. 27):** Appeared on 30 plays on offense and eight on special teams, posting an 8-yard catch.

**At Minnesota (Jan. 4):** Played a season-high 37 snaps on offense and 13 on special teams, posting a 4-yard reception.

REGULAR-SEASON COMPARISON: RECEIVING - DETROIT LIONS											
DATE	OPP	W/L	GP/GS	REC	YDS.	AVG.	TD	LG	TGTS	YAC	
10/27/24	TEN @ DET	L	S	2	33	16.5	0	33	2	24	
11/27/25	GB @ DET	W	P	0	0	0	0	0	1	0	
TOTALS		1/1	2/1	2	33	16.5	0	33	3	24	

JOSH WHYLE'S NFL REGULAR-SEASON RUSHING/RECEIVING STATISTICS

DATE	TEAM	GP	GS	RECEIVING					RUSHING				
				NO.	YDS.	AVG.	LG	TD	NO.	YDS.	AVG.	LG	TD
2023	Titans	11	3	9	94	10.4	24	1	0	0	0.0	0	0
2024	Titans	17	4	28	248	8.9	33	1	0	0	0.0	0	0
2025	Packers	8	1	5	36	7.2	21	1	0	0	0.0	0	0
NFL TOTALS		36	8	42	378	9.0	33	3	0	0	0.0	0	0

JOSH WHYLE'S NFL REGULAR-SEASON RETURN STATISTICS

KICKOFF RETURNS						PUNT RETURNS						
DATE	TEAM	RET.	YDS.	AVG.	LG	TD	NO.	FC	YDS.	AVG.	LG	TD
2023	Titans	0	0	0.0	0	0	0	0	0	0.0	0	0
2024	Titans	0	0	0.0	0	0	0	0	0	0.0	0	0
2025	Packers	0	0	0.0	0	0	0	0	0	0.0	0	0
NFL TOTALS		0	0	0.0	0	0	0	0	0	0.0	0	0

SINGLE-GAME HIGHS: RECEIVING

Receptions	2 at Tampa Bay Buccaneers, Nov 12, 2023	All-Purpose Yards	26 vs. Cincinnati Bengals, Oct 01, 2023
Receiving Yards	2 vs. Cincinnati Bengals, Oct 01, 2023		16 vs. Indianapolis Colts, Dec 03, 2023
	26 vs. Cincinnati Bengals, Oct 01, 2023	Special Teams Tackles	...1 more at 16.
	...1 more at 16.	Most TDs	1 at Indianapolis Colts, Oct 08, 2023
Longest Receptions	33 at Detroit Lions, Oct 27, 2024		1 at New York Giants, Nov 16, 2025
	24 vs. Cincinnati Bengals, Oct 01, 2023		1 vs. Cincinnati Bengals, Dec 15, 2024
Receiving TDs	1 vs. Cincinnati Bengals, Oct 01, 2023	Scrimmage Yards	...1 more at 1.
			26 vs. Cincinnati Bengals, Oct 01, 2023
			16 vs. Indianapolis Colts, Dec 03, 2023
			...1 more at 16.

2025 GXG REGULAR SEASON (PACKERS)

DATE	OPPONENT	P/S	RECEIVING					RUSHING					
			NO.	YDS.	AVG.	LG	TD	NO.	YDS.	AVG.	LG	TD	
09/07	Lions							PRACTICE SQUAD					
09/11	Commanders							PRACTICE SQUAD					
09/21	at Browns							PRACTICE SQUAD					
09/28	at Cowboys							PRACTICE SQUAD					
10/12	Bengals							PRACTICE SQUAD					
10/19	at Cardinals							PRACTICE SQUAD					
10/26	at Steelers							PRACTICE SQUAD					
11/02	Panthers							PRACTICE SQUAD					
11/10	Eagles	P	0	0	0.0	0	0	0	0	0.0	0	0	
11/16	at Giants	S	1	2	2.0	2t	1	0	0	0.0	0	0	
11/23	Vikings	P	1	1	1.0	1	0	0	0	0.0	0	0	
11/27	at Lions	P	0	0	0.0	0	0	0	0	0.0	0	0	
12/07	Bears	P	1	21	21.0	21	0	0	0	0.0	0	0	
12/14	at Broncos	P	0	0	0.0	0	0	0	0	0.0	0	0	
12/20	at Bears							INACTIVE/INJURY					
12/27	Ravens	P	1	8	8.0	8	0	0	0	0.0	0	0	
01/04	at Vikings	P	1	4	4.0	4	0	0	0	0.0	0	0	
2025 TOTALS			8-1	5	36	7.2	21	1	0	0	0.0	0	0

DONTAYVION  
WICKS  
13

WIDE RECEIVER  
VIRGINIA

Third NFL Season | Third Packers Season

G

Ht: 6-1 | Wt: 206 | Born: June 16, 2001 | NFL Games Played/Started: 46/18 | Acquired: D5b-23



AT A GLANCE

- » Is one of just six players in team history to register four-plus TD catches in both of first two seasons in the league, joining WRs Don Hutson (1935-36), Billy Howton (1952-53), James Lofton (1978-79), Christian Watson (2022-23) and Jayden Reed (2023-24).
- » Led the team with seven TD catches at Lambeau Field over the past two seasons (2023-24).
- » Ranked No. 3 on the team with 39 receptions for 581 yards (14.9 avg.) and four TDs in 2023, finishing No. 2 in the league in yards per catch among rookies.
- » Posted a team-high 18 explosive receptions (16-plus yards), the most by a Packers rookie dating back to 2000 and tied for No. 4 among NFL rookies in 2023.
- » Of his 39 receptions in 2023, 18 went for 16-plus yards, a 46.2 percentage that ranked No. 4 in the NFL among players with two-plus catches a game. Dating back to 2000, his 46.2 mark was the top percentage posted by a Packer with 30-plus receptions.
- » Set the University of Virginia single-season school record for receiving yards with 1,203 yards on 57 catches (21.1 avg.) in 2021, surpassing WR Herman Moore's mark of 1,190 yards in 1990.
- » His average of 21.1 yards per reception in 2021 led the Atlantic Coast Conference and ranked No. 5 in the country.

**2025 SEASON:** Played in 14 games with seven starts and posted 30 receptions for 332 yards (11.1 avg.) and two TDs...Picked up first downs on 21 of his 30 catches (71.0 pct.)...Was inactive for three games (calf in Weeks 8-9; concussion in Week 18).

**Vs. Detroit (Sept. 7):** Played 22 snaps and posted two receptions for 30 yards (15.0 avg.), with both of the catches picking up first downs.

**Vs. Washington (Sept. 11):** Started and appeared on 47 snaps, hauling in four passes for 44 yards (11.0 avg.), with all four grabs picking up first downs.

**At Cleveland (Sept. 21):** Started and played 44 of 65 snaps, hauling in two passes for 21 yards (10.5 avg.), including a 16-yard grab on third-and-7 late in the third quarter down to the Cleveland 3 that set up QB Jordan Love's TD pass to TE John FitzPatrick three plays later.

**At Dallas (Sept. 28):** Started and played 64 of 83 snaps, posting two receptions for 19 yards (9.5 avg.), with both coming in overtime.

**Vs. Cincinnati (Oct. 12):** Started and played 21 snaps, recording two catches for 15 yards (7.5 avg.) before an ankle injury ended his day in the third quarter.

**At Arizona (Oct. 19):** Played 15 snaps and posted a 5-yard reception, but sustained a calf injury in the third quarter that sidelined him for the remainder of the contest.

**At Pittsburgh (Oct. 26):** Inactive (calf).

**Vs. Carolina (Nov. 2):** Inactive (calf).

**Vs. Philadelphia (Nov. 10):** Started and played 44 of 68 snaps, posting four receptions for 38 yards (9.5 avg.) and matching his season high with four receiving first downs.

**At N.Y. Giants (Nov. 16):** Appeared on 31 plays and registered a 9-yard catch.

**Vs. Minnesota (Nov. 23):** Started and played 32 of 66 snaps, recording two catches for 32 yards (16.0 avg.).

**At Detroit (Nov. 27):** Played 31 snaps and led the team with a season-high six catches for a season-best 94 yards (15.7 avg.) and two TDs (tied career high). His first TD catch came early in the second quarter when he hauled in a 22-yard pass from Love in the end zone on a fourth-and-3. Late in the third quarter, made a 1-yard scoring grab to put the Packers up, 31-21. Clinched the win with a leaping 16-yard grab over S Brian Branch to the Detroit 29 with just under two minutes remaining.

**Vs. Chicago (Dec. 7):** Appeared on six plays on offense.

**At Denver (Dec. 14):** Played 28 snaps on offense and recorded a 6-yard reception.

**At Chicago (Dec. 20):** Appeared on 30 snaps, posting two catches for 12 yards (6.0 avg.).

**Vs. Baltimore (Dec. 27):** Played three snaps and posted a 7-yard reception before departing the game in the second quarter due to a concussion.

**At Minnesota (Jan. 4):** Inactive (concussion).

REGULAR-SEASON COMPARISON: RECEIVING - CHICAGO BEARS

DATE	OPP	W/L	GP/GS	REC	YDS	AVG.	TD	LG	TGTS	YAC
9/10/23	GB @ CHI	W	P	0	0	0	0	0	2	0
1/7/24	GB vs. CHI	W	S	6	61	10.2	2	19	7	26
11/17/24	GB @ CHI	W	P	0	0	0	0	0	1	0
11/5/25	GB vs. CHI	L	S	5	49	9.8	0	16	6	11
12/7/25	GB vs. CHI	W	S	0	0	0	0	0	0	0
12/20/25	GB @ CHI	L	P	2	12	6.0	0	6	2	3
TOTALS		4/2	6/3	13	122	9.4	2	19	18	40

DONTAYVION WICKS' NFL REGULAR-SEASON RECEIVING STATISTICS

		RECEIVING						
DATE	TEAM	GP	GS	NO.	YDS.	AVG.	LG	TD
2023	Packers	15	6	39	581	14.9	35	4
2024	Packers	17	5	39	415	10.6	36	5
2025	Packers	14	7	30	332	11.1	30	2
NFL TOTALS		46	18	108	1,328	12.3	36	11

DONTAYVION WICKS' NFL POSTSEASON RECEIVING STATISTICS

		RECEIVING						
DATE	TEAM	GP	GS	NO.	YDS.	AVG.	LG	TD
2023	Packers	2	2	2	25	12.5	20t	1
2024	Packers	1	1	2	39	19.5	29	0
NFL TOTALS		3	3	4	64	16.0	29	1

SINGLE-GAME HIGHS: RUSHING/RECEIVING

Longest Runs	6 at Detroit Lions, Nov 27, 2025 1 at Denver Broncos, Oct 22, 2023	Receiving Average	30.3 vs. Los Angeles Chargers, Nov 19, 2023 17.0 at Pittsburgh Steelers, Nov 12, 2023
Receptions	6 at Detroit Lions, Nov 27, 2025 6 vs. Chicago Bears, Jan 07, 2024 ...1 more at 6.	Longest Receptions	36 vs. Minnesota Vikings, Sep 29, 2024 35 vs. Los Angeles Chargers, Nov 19, 2023
Receiving Yards	97 vs. Tampa Bay Buccaneers, Dec 17, 2023 94 at Detroit Lions, Nov 27, 2025	Receiving TDs	2 at Detroit Lions, Nov 27, 2025 2 vs. Minnesota Vikings, Sep 29, 2024 ...1 more at 2.

2025 GXG REGULAR SEASON (PACKERS)

DATE	OPPONENT	P/S	RECEIVING					RUSHING					
			NO.	YDS.	AVG.	LG	TD	NO.	YDS.	AVG.	LG	TD	
09/07	Lions	P	2	30	15.0	16	0	0	0	0.0	0	0	
09/11	Commanders	S	4	44	11.0	14	0	0	0	0.0	0	0	
09/21	at Browns	S	2	21	10.5	16	0	0	0	0.0	0	0	
09/28	at Cowboys	S	2	19	9.5	15	0	0	0	0.0	0	0	
10/12	Bengals	S	2	15	7.5	9	0	0	0	0.0	0	0	
10/19	at Cardinals	P	1	5	5.0	5	0	0	0	0.0	0	0	
10/26	at Steelers												
11/02	Panthers												
11/10	Eagles	S	4	38	9.5	20	0	0	0	0.0	0	0	
11/16	at Giants	P	1	9	9.0	9	0	0	0	0.0	0	0	
11/23	Vikings	S	2	32	16.0	18	0	0	0	0.0	0	0	
11/27	at Lions	P	6	94	15.7	30	2	1	6	6.0	6	0	
12/07	Bears	S	0	0	0.0	0	0	0	0	0.0	0	0	
12/14	at Broncos	P	1	6	6.0	6	0	0	0	0.0	0	0	
12/20	at Bears	P	2	12	6.0	6	0	0	0	0.0	0	0	
12/27	Ravens	P	1	7	7.0	7	0	0	0	0.0	0	0	
01/04	at Vikings												
2025 TOTALS			14-7	30	332	11.1	30	2	1	6	6.0	6	0



# EVAN WILLIAMS

## 33 SAFETY OREGON

Second NFL Season | Second Packers Season



Ht: 5-11 | Wt: 200 | Born: July 28, 2001 | NFL Games Played/Started: 29/21 | Acquired: D4-24



### AT A GLANCE

- » Was named to the All-Rookie team by the Pro Football Writers of America in 2024 after playing in 13 games with six starts and posting 47 tackles (30 solo), a tackle for a loss, an interception, three passes defended and a forced fumble.
- » Snagged his first career INT to seal the victory for Green Bay vs. Indianapolis in Week 2, becoming the first Packer to register an INT within his first two NFL games since S Jeron McMillian in 2012.
- » Made his first career start in Week 5 at the L.A. Rams, posting career highs in tackles (10) and passes defended (two) as he became the first Green Bay rookie with 10-plus tackles and multiple passes defended in a game since S Nick Collins in 2005.
- » Played four seasons at Fresno State (2019-22) and one season at Oregon (2023) and was selected to an all-conference team in each of his final four seasons in college.
- » Overall, saw action in 52 games with 45 starts in five seasons (2019-23), recording 307 tackles (214 solo), 16 tackles for a loss, 5½ sacks, four QB hurries, four interceptions, 16 passes defended, four forced fumbles and five fumble recoveries.
- » Was named the CIF-Central Coast Section All-Around Player of the Year and the West Catholic Athletic League Player of the Year in 2018 at St. Francis High School (Mountain View, Calif.).

**2025 SEASON:** Played in 16 games with 15 starts (both career highs), posting career bests of 89 tackles (47 solo), four tackles for a loss, three interceptions, a fumble recovery, five passes defended and three Next Gen Stat QB pressures...His three interceptions were a team high...Ranked No. 4 on the team in total tackles and No. 2 among defensive backs...Was one of two players in the NFL this season to record at least 85 tackles, four tackles for a loss, three interceptions and a fumble recovery (Devin Bush)...Was the first Packer to hit those marks in a season since LB A.J. Hawk in 2010...Ranked tied for No. 5 on the team with 11 special teams tackles...Was sidelined in Week 15 with a knee injury.

**Vs. Detroit (Sept. 7):** Played 56 defensive snaps and recorded three tackles (one solo), an interception and a pass defended. Picked off a pass from QB Jared Goff in the second quarter when he jumped in front of WR Amon-Ra St. Brown at the Green Bay 13. Also saw action on 10 special teams snaps.

**Vs. Washington (Sept. 11):** Started and played all 69 defensive snaps, recording four tackles (two solo) and a NGS QB pressure. Also saw action on 11 special teams snaps, posting a tackle.

**At Cleveland (Sept. 21):** Started and played 63 of 66 defensive snaps, finishing tied for No. 2 on the team with six tackles (four solo). Also appeared on eight special teams snaps.

**At Dallas (Sept. 28):** Started and played all 69 snaps on defense, finishing No. 2 on the team with nine tackles (five solo). His nine total tackles and five solo tackles were the second-highest single-game totals of his career. Also saw action on nine special teams snaps and added a tackle.

**Vs. Cincinnati (Oct. 12):** Started and played all 65 snaps on defense, recording a tackle for a loss and finishing tied for No. 3 on the team with six tackles (two solo), with three of his tackles coming within 2 yards of the line of scrimmage. Combined with LB Isaiah McDuffie to stop RB Chase Brown for a loss of a yard on a fourth-quarter run. Also appeared on eight special teams snaps and added a tackle.

**At Arizona (Oct. 19):** Started and played 64 snaps on defense, registering seven tackles (three solo), a pass defended, a fumble recovery and a NGS QB pressure. In the third quarter, recovered a fumble by QB Jacoby Brissett that led to a Green Bay touchdown four plays later. Also played eight snaps on special teams and added a tackle.

**At Pittsburgh (Oct. 26):** Started and played 49 defensive snaps, recording two solo tackles. Also saw action on 11 special teams snaps and registered a career-high two tackles.

**Vs. Carolina (Nov. 2):** Started and appeared on 51 defensive snaps, finishing tied for No. 3 on the team with seven tackles (two solo). Also played four special teams snaps and added a tackle.

**Vs. Philadelphia (Nov. 10):** Started and played 54 snaps on defense, posting six tackles (tied for No. 2 on the team) and tied for a team high with a career-best two tackles for a loss. Five of his six tackles came within 3 yards of the line of scrimmage, including two stops of RB Saquon Barkley behind the line of scrimmage. Also saw action on seven special teams snaps and posted a tackle.

**At N.Y. Giants (Nov. 16):** Started and appeared on 66 defensive snaps, posting eight tackles (four solo), an interception and a pass defended. His eight tackles tied for No. 2 on the team. Intercepted QB Jameis Winston in the end zone in the final minute of the fourth quarter to help secure the victory. Also played nine special teams snaps and registered a tackle on the opening kickoff. Became the first Packer to have at least eight tackles, an interception and a special teams tackle in a game since S Morgan Burnett (Dec. 11, 2016).

**Vs. Minnesota (Nov. 23):** Started and played all 44 defensive snaps, registering four tackles (all solo), a tackle for a loss, an interception and a pass defended, becoming the first Packers defensive back to reach those marks in a game since S Adrian Amos (Jan. 1, 2023). Recorded an interception for the second consecutive game, picking off QB J.J. McCarthy on a throw up the seam in the fourth quarter to help seal the victory. Helped Green Bay's defense hold Minnesota's offense to just 145 net yards, the lowest amount of yardage allowed by the Packers in a game since Dec. 23, 2019. Minnesota's 52 net passing yards were the fewest allowed by Green Bay in a game since Sept. 18, 2022. Also saw action on 10 special teams snaps.

**At Detroit (Nov. 27):** Started and played all 63 defensive snaps, appearing on every defensive snap for the fifth time this season and tying for No. 2 on the team with eight tackles (three solo). Four of his stops came within 3 yards of the line of scrimmage (-5, 0, 3, 0). Stopped RB Jahmyr Gibbs short of the line to gain on a second-down pass in the fourth quarter, which helped lead to a Detroit turnover on downs two plays later. Also saw action on eight special teams snaps and posted a tackle on punt coverage.

**Vs. Chicago (Dec. 7):** Started and appeared on 69 of 70 defensive snaps, registering six tackles (four solo), a pass defended and a NGS QB pressure. Knocked the ball away from TE Colston Loveland to force an incompletion and prevent a 17-yard gain in the first quarter. Pressured QB Caleb Williams on a third-quarter pass attempt. Also played 16 special teams snaps and posted a tackle on punt coverage.

**At Denver (Dec. 14):** Started and appeared on 47 defensive snaps and posted five tackles (three solo) before exiting the game in the third quarter (knee). Brought down WR Marvin Mims Jr. short of the line to gain on a first-down reception on Denver's first offensive drive, which helped lead to Green Bay recovering a fumble two plays later. Also saw action on seven special teams snaps.

**At Chicago (Dec. 20):** Inactive (knee).

**Vs. Baltimore (Dec. 27):** Started and saw action on 53 of 76 defensive snaps, recording five tackles (four solo). Also appeared on three special teams snaps.

**At Minnesota (Jan. 4):** Started and played 23 defensive snaps, registering three assisted tackles. Also appeared on eight special teams snaps.

**REGULAR-SEASON COMPARISON: DEFENSIVE - CHICAGO BEARS**

DATE	OPP	W/L	GP/GS	TOT	TACKLES			ASST	SACK	YDS.	INT	TFL	PD	QBH	TD	MISC		
					SOLO	ASS	SK									FF	FR	FR
11/17/24	GB @ CHI	W	S	6	5	1	0.0	0.0	0	0	0	0	0	0	0	0	0	0
12/7/25	GB vs. CHI	W	S	6	4	2	0.0	0.0	0	0	0	0	1	0	0	0	0	0
TOTALS		2/0	2/2	12	9	3	0.0	0.0	0	0	0	0	1	0	0	0	0	0

**EVAN WILLIAMS' NFL REGULAR-SEASON DEFENSIVE STATISTICS**

		TACKLES										INTERCEPTIONS										ST				MISC	
YEAR	TEAM	GP	GS	TK	S	A	TFL	YDS	SK	YDS	QBH	NO	YDS	LG	TD	PD	FF	FR	TD	YDS	TK	S	A	FF	FR	S	A
2024	Packers	13	6	47	30	17	1	2	0.0	0.0	0	1	1	1	0	3	1	0	0	0	2	1	1	0	0	0	0
2025	Packers	16	15	89	47	42	4	5	0.0	0.0	0	3	0	0	0	5	0	1	0	0	11	1	10	0	0	0	0
NFL TOTALS		29	21	136	77	59	5	7	0.0	0.0	0	4	1	1	0	8	1	1	0	0	13	2	11	0	0	0	0

**EVAN WILLIAMS' NFL POSTSEASON DEFENSIVE STATISTICS**

		TACKLES										INTERCEPTIONS										ST				MISC	
YEAR	TEAM	GP	GS	TK	S	A	TFL	YDS	SK	YDS	QBH	NO	YDS	LG	TD	PD	FF	FR	TD	YDS	TK	S	A	FF	FR	S	A
2024	Packers	1	1	4	2	2	0	0	0.0	0.0	0	0	0	0	0	1	0	0	0	0	0	0	0	0	0	0	0
NFL TOTALS		1	1	4	2	2	0	0	0.0	0.0	0	0	0	0	0	1	0	0	0	0	0	0	0	0	0	0	0

**SINGLE-GAME HIGHS: DEFENSIVE**

Total Tackles	10 at Los Angeles Rams, Oct 06, 2024	Fumble Recoveries	1 at Arizona Cardinals, Oct 19, 2025
	9 at Dallas Cowboys, Sep 28, 2025		2 vs. Philadelphia Eagles, Nov 10, 2025
Solo Tackles	...1 more at 9.	Tackles For Loss	1 vs. Minnesota Vikings, Nov 23, 2025
	6 vs. Houston Texans, Oct 20, 2024		...2 more at 1.
Passes Defensed	5 at Dallas Cowboys, Sep 28, 2025	Interceptions	1 vs. Minnesota Vikings, Nov 23, 2025
	...1 more at 5.		1 at New York Giants, Nov 16, 2025
Forced Fumbles	2 at Los Angeles Rams, Oct 06, 2024	Special Teams Tackles	...2 more at 1.
	1 vs. Minnesota Vikings, Nov 23, 2025		2 at Pittsburgh Steelers, Oct 26, 2025
	...4 more at 1.		1 vs. Chicago Bears, Dec 07, 2025
	1 vs. Arizona Cardinals, Oct 13, 2024		...10 more at 1.

**2025 GXG REGULAR SEASON (PACKERS)**

DATE	OPPONENT	P/S	TK	S	A	SK	YDS	INT	PD	FF	FR
09/07	Lions	P	3	1	2	0.0	0.0	1	1	0	0
09/11	Commanders	S	4	2	2	0.0	0.0	0	0	0	0
09/21	at Browns	S	6	4	2	0.0	0.0	0	0	0	0
09/28	at Cowboys	S	9	5	4	0.0	0.0	0	0	0	0
10/12	Bengals	S	6	2	4	0.0	0.0	0	0	0	0
10/19	at Cardinals	S	7	3	4	0.0	0.0	0	1	0	1
10/26	at Steelers	S	2	2	0	0.0	0.0	0	0	0	0
11/02	Panthers	S	7	2	5	0.0	0.0	0	0	0	0
11/10	Eagles	S	6	4	2	0.0	0.0	0	0	0	0
11/16	at Giants	S	8	4	4	0.0	0.0	1	1	0	0
11/23	Vikings	S	4	4	0	0.0	0.0	1	1	0	0
11/27	at Lions	S	8	3	5	0.0	0.0	0	0	0	0
12/07	Bears	S	6	4	2	0.0	0.0	0	1	0	0
12/14	at Broncos	S	5	3	2	0.0	0.0	0	0	0	0
12/20	at Bears		INACTIVE/INJURY								
12/27	Ravens	S	5	4	1	0.0	0.0	0	0	0	0
01/04	at Vikings	S	3	0	3	0.0	0.0	0	0	0	0
2025 TOTALS		16-15	89	47	42	0.0	0.0	3	5	0	1

JOHN  
WILLIAMS  
73

GUARD  
CINCINNATI

Rookie



Ht: 6-4 | Wt: 322 | Born: January 17, 2002 | Acquired: D7b-25

AT A GLANCE

- » Appeared in 52 games with 27 starts during his five seasons at Cincinnati, starting all 24 contests at left tackle over his final two seasons (2023-24).
- » Started all 12 games at LT in 2024, allowing only one QB hit on 823 snaps and ranking No. 4 in the Big 12 among tackles with an 85.2 pass blocking grade (per Pro Football Focus).
- » Opened all 12 contests at LT in 2023 and helped the Bearcats rank No. 5 in the country in rushing offense (217.1 ypg).
- » Was part of a line that helped Cincinnati rank No. 14 in the country in rushing offense over his final two seasons (2023-24).
- » Appeared in 12 games with three starts at LT in 2021 as the Bearcats became the first Group of 5 team to advance to the College Football Playoff.
- » Became just the second offensive lineman from the University of Cincinnati to be drafted by the Packers in franchise history (G Jay Bachman in the fifth round in 1967).

**2025 SEASON:** Placed on reserve/physically unable to perform on Aug. 26.

2025 GYG REGULAR SEASON (PACKERS)

DATE	OPPONENT	P/S
09/07	Lions	RESERVE/PUP
09/11	Commanders	RESERVE/PUP
09/21	at Browns	RESERVE/PUP
09/28	at Cowboys	RESERVE/PUP
10/12	Bengals	RESERVE/PUP
10/19	at Cardinals	RESERVE/PUP
10/26	at Steelers	RESERVE/PUP
11/02	Panthers	RESERVE/PUP
11/10	Eagles	RESERVE/PUP
11/16	at Giants	RESERVE/PUP
11/23	Vikings	RESERVE/PUP
11/27	at Lions	RESERVE/PUP
12/07	Bears	RESERVE/PUP
12/14	at Broncos	RESERVE/PUP
12/20	at Bears	RESERVE/PUP
12/27	Ravens	RESERVE/PUP
01/04	at Vikings	RESERVE/PUP
2025 TOTALS		0-0

JOHN WILLIAMS' COLLEGE STATISTICS

DATE	TEAM	GP	GS
2020	Cincinnati	4	0
2021	Cincinnati	12	3
2022	Cincinnati	12	0
2023	Cincinnati	12	12
2024	Cincinnati	12	12
TOTALS		52	27



SAVION WILLIAMS


83

WIDE RECEIVER

TCU

Rookie



Ht: 6-4 | Wt: 222 | Born: November 22, 2001 | NFL Games Played/Started: 12/0 | Acquired: D3-25

AT A GLANCE

- » First name is pronounced SAY-vee-on.
- » Appeared in 52 games with 41 starts in five seasons at TCU, finishing his career with 137 receptions for 1,655 yards (12.1 avg.) and 14 TDs along with 384 rushing yards and six TDs on 62 carries (6.2 avg.).
- » Earned All-Big 12 honorable mention in 2024 after posting a career-high 60 catches for a career-best 611 yards (10.2 avg.) and a career-high six TDs while adding 322 rushing yards and six TDs on 51 carries (6.3 avg.).
- » In 2024, became the first FBS player to register six-plus receiving TDs (six), six-plus rushing TDs (six) and a passing TD (one) in a season since North Carolina State WR Jaylen Samuels in 2016.
- » Was one of only two players in the country (Texas RB Jaydon Blue) to post six-plus receiving TDs and six-plus rushing TDs in 2024.
- » Selected by the Packers in the third round (No. 87 overall) of the 2025 NFL Draft, the first wide receiver to be picked by Green Bay out of TCU since Cory Rodgers (seventh round) in 2006.
- » Played quarterback at Marshall (Texas) High School and led the Mavericks to a district championship as a senior in 2019.

**2025 SEASON:** Played in 12 games, recording 10 receptions for 78 yards (7.8 avg.) and a TD, 37 rushing yards on 11 carries (3.4 avg.) and a 25.6-yard average on 28 kickoff returns...Registered a tackle on special teams...Was inactive (foot) for four games (Weeks 13-15, 17) and was placed on injured reserve (foot) on Jan. 3.

**Vs. Detroit (Sept. 7):** Appeared on three plays on offense and three on special teams in his NFL debut, posting a 1-yard catch and two kickoff returns for 39 yards (19.5 avg.).

**Vs. Washington (Sept. 11):** Played 11 snaps on offense and five on special teams, rushing for 24 yards on two carries (12.0 avg.) while adding a 30-yard kickoff return and a tackle on special teams.

**At Cleveland (Sept. 21):** Appeared on six plays on offense and three on special teams, carrying the ball twice for the loss of a yard (-0.5 avg.) while returning three kickoffs for 78 yards (26.0 avg.), highlighted by a career-long 35-yard return to the Cleveland 40 late in the fourth quarter.

**At Dallas (Sept. 28):** Played 10 snaps on offense and seven on special teams, posting a career-high three catches for 22 yards (7.3 avg.), a 1-yard run and a 24-yard kickoff return.

**Vs. Cincinnati (Oct. 12):** Appeared on seven plays on offense and four on special teams, posting a 3-yard carry and a career-high 32.0-yard average on three kickoff returns.

**At Arizona (Oct. 19):** Played four snaps on offense and six on special teams, returning three kickoffs for 72 yards (24.0 avg.).

**At Pittsburgh (Oct. 26):** Appeared on 12 plays on offense and six on special teams, scoring his first NFL touchdown on an 8-yard pass from QB Jordan Love midway through the third quarter. Also returned four kickoffs for 97 yards (24.3 avg.).

**Vs. Carolina (Nov. 2):** Played 19 snaps on offense and three on special teams, posting two receptions for 12 yards (6.0 avg.) and three kickoff returns for 68 yards (22.7 avg.).

**Vs. Philadelphia (Nov. 10):** Appeared on six plays on offense and caught two passes for 2 yards (1.0 avg.) while adding two kickoff returns for 57 yards (28.5 avg.).

**At N.Y. Giants (Nov. 16):** Played two snaps on offense and four on special teams. Posted a career-long 33-yard reception on a third-and-10 on Green Bay's game-winning drive in the fourth quarter, making a leaping grab over CB Cor'Dale Flott at the Giants' 20. Also recorded a 33-yard kickoff return.

**Vs. Minnesota (Nov. 23):** Appeared on eight plays on offense and three on special teams, posting one carry for no gain and two kickoff returns for 46 yards (23.0 avg.).

**At Detroit (Nov. 27) – At Denver (Dec. 14):** Inactive (foot).

**At Chicago (Dec. 20):** Appeared on three plays on offense and five on special teams, rushing for 9 yards on two carries (4.5 avg.) and returning three kickoffs for 77 yards (25.7 avg.).

**Vs. Baltimore (Dec. 27):** Inactive (foot).

REGULAR-SEASON COMPARISON: RECEIVING - DETROIT LIONS

DATE	OPP	W/L	P	GP/GS	REC	YDS.	AVG.	TD	LG	TGTS	YAC
9/7/25	GB vs. DET	W	P		1	1	1.0	0	1	1	4
TOTALS		1/0	1/0		1	1	1.0	0	1	1	4

SAVION WILLIAMS' NFL REGULAR-SEASON RUSHING/RECEIVING STATISTICS

DATE	TEAM	RECEIVING						RUSHING					
		GP	GS	NO.	YDS.	AVG.	LG	TD	NO.	YDS.	AVG.	LG	TD
2025	Packers	12	0	10	78	7.8	33	1	11	37	3.4	16	0
NFL TOTALS		12	0	10	78	7.8	33	1	11	37	3.4	16	0

SAVION WILLIAMS' NFL REGULAR-SEASON RETURN STATISTICS

DATE	TEAM	KICKOFF RETURNS						PUNT RETURNS					
		RET.	YDS.	AVG.	LG	TD		NO.	FC	YDS.	AVG.	LG	TD
2025	Packers	28	717	25.6	36	0		0	0	0	0.0	0	0
NFL TOTALS		28	717	25.6	36	0		0	0	0	0.0	0	0

SINGLE-GAME HIGHS: RUSHING/RECEIVING

Rush Attempts	2 at Chicago Bears, Dec 20, 2025 2 at Cleveland Browns, Sep 21, 2025 ...1 more at 2.	All-Purpose Yards	106 at Pittsburgh Steelers, Oct 26, 2025 99 vs. Cincinnati Bengals, Oct 12, 2025
Rushing Yards	24 vs. Washington Commanders, Sep 11, 2025 9 at Chicago Bears, Dec 20, 2025	Kickoff Returns	4 at Pittsburgh Steelers, Oct 26, 2025 3 at Chicago Bears, Dec 20, 2025 ...4 more at 3.
Longest Runs	16 vs. Washington Commanders, Sep 11, 2025 8 vs. Washington Commanders, Sep 11, 2025	Kickoff Return Yards	97 at Pittsburgh Steelers, Oct 26, 2025 96 vs. Cincinnati Bengals, Oct 12, 2025
Receptions	3 at Dallas Cowboys, Sep 28, 2025 2 vs. Philadelphia Eagles, Nov 10, 2025 ...1 more at 2.	Longest Kickoff Return	36 vs. Cincinnati Bengals, Oct 12, 2025 35 at Cleveland Browns, Sep 21, 2025
Receiving Yards	33 at New York Giants, Nov 16, 2025 22 at Dallas Cowboys, Sep 28, 2025	Kickoff Return Average	24.3 at Pittsburgh Steelers, Oct 26, 2025
Receiving Average	7.3 at Dallas Cowboys, Sep 28, 2025	Most TDs	1 at Pittsburgh Steelers, Oct 26, 2025
Longest Receptions	33 at New York Giants, Nov 16, 2025 16 at Dallas Cowboys, Sep 28, 2025	Scrimmage Yards	33 at New York Giants, Nov 16, 2025 24 vs. Washington Commanders, Sep 11, 2025

2025 GXG REGULAR SEASON (PACKERS)

DATE	OPPONENT	P/S	RECEIVING					RUSHING				
			NO.	YDS.	AVG.	LG	TD	NO.	YDS.	AVG.	LG	TD
09/07	Lions	P	1	1	1.0	1	0	0	0	0.0	0	0
09/11	Commanders	P	0	0	0.0	0	0	2	24	12.0	16	0
09/21	at Browns	P	0	0	0.0	0	0	2	-1	-0.5	2	0
09/28	at Cowboys	P	3	22	7.3	16	0	1	1	1.0	1	0
10/12	Bengals	P	0	0	0.0	0	0	1	3	3.0	3	0
10/19	at Cardinals	P	0	0	0.0	0	0	0	0	0.0	0	0
10/26	at Steelers	P	1	8	8.0	8t	1	1	1	1.0	1	0
11/02	Panthers	P	2	12	6.0	6	0	1	0	0.0	0	0
11/10	Eagles	P	2	2	1.0	2	0	0	0	0.0	0	0
11/16	at Giants	P	1	33	33.0	33	0	0	0	0.0	0	0
11/23	Vikings	P	0	0	0.0	0	0	1	0	0.0	0	0
11/27	at Lions							INACTIVE/INJURY				
12/07	Bears							INACTIVE/INJURY				
12/14	at Broncos							INACTIVE/INJURY				
12/20	at Bears	P	0	0	0.0	0	0	2	9	4.5	6	0
12/27	Ravens							INACTIVE/INJURY				
01/04	at Vikings							INJURED RESERVE				
2025 TOTALS		12-0	10	78	7.8	33	1	11	37	3.4	16	0

# MALIK WILLIS

## 2

QUARTERBACK  
LIBERTY

Fourth NFL Season | Second Packers Season



Ht: 6-1 | Wt: 225 | Born: May 25, 1999 | NFL Games Played/Started: 22/6 | Acquired: T-24 (Ten.)

### AT A GLANCE

- » Connected on 40 of 54 passes (74.1 pct.) for 550 yards and three TDs with no INTs for a 124.8 passer rating last season, the top single-season mark for passer rating in NFL history among QBs with 50-plus attempts.
- » Among QBs with 50-plus attempts, ranked No. 1 in the league in yards per attempt (10.19) in 2024, the top single-season mark (min. 50 att.) since Vikings QB Gus Frerotte (10.62 in 2003).
- » Started two games last season (Weeks 2-3) in place of an injured Jordan Love and became the first NFL quarterback since the 1970 merger to post a 120-plus passer rating and 40-plus rushing yards in both of his first two starts with a team.
- » Became only the fifth QB since the merger with a 120-plus passer rating in both of his first two starts with a team, joining Brad Johnson (1999 with Washington), Jeff George (1994 with Atlanta), Jim Plunkett (1980 with the Oakland Raiders) and John Hadl (1973 with the Los Angeles Rams).
- » Became the first QB to be drafted out of Liberty when he was selected by the Tennessee Titans in the third round (No. 86 overall) of the 2022 NFL Draft.
- » Rushed for 1,822 yards during his two seasons at Liberty (2020-21), the most by any QB in the country over that span, and 27 TDs, tied for No. 1 among QBs.
- » Led the FBS with 74 total TDs in 2020-21, posting 47 passing TDs and 27 rushing TDs over that span.

**2025 SEASON:** Appeared in four games (Weeks 11-12, 16-17) with one start and completed 30 of 35 passes (85.7 pct.) for 422 yards and three TDs with no INTs for a 145.5 passer rating while adding 123 rushing yards and two TDs on 22 carries (5.6 avg.).

**At N.Y. Giants (Nov. 16):** Made his season debut in relief of an injured Jordan Love (left shoulder), coming into the game late in the first quarter for seven snaps. Completed both of his passing attempts for 6 yards, including a 1-yard TD pass to WR Christian Watson, and added a 16-yard run to convert a third-and-8 on the drive.

**Vs. Minnesota (Nov. 23):** Came on in relief of Love on the final drive with the Packers holding a 23-6 lead. Completed his lone pass for 7 yards and carried the ball twice for 3 yards (1.5 avg.).

**At Chicago (Dec. 20):** Entered the game midway through the second quarter in place of an injured Love (concussion), completing 9 of 11 passes (81.8 pct.) for 121 yards and a TD (142.8 rating) while adding 44 rushing yards on 10 carries (4.4 avg.). Connected with WR Romeo Doubs for a 33-yard TD pass on third down late in the third quarter, the longest TD pass of his NFL career.

**Vs. Baltimore (Dec. 27):** Made his first start of the season in place of Love (concussion) and posted a career-best 18 completions on 21 attempts (career-high 85.7 pct.) for a career-best 288 yards and a TD along with 60 rushing yards and a career-best two TDs on nine carries (6.7 avg.). Became the first player in NFL history to post 275-plus passing yards, a completion percentage (min. 15 att.) of 85-plus (85.7), a passing TD, 60-plus rushing yards and multiple rushing TDs in the same game. Threw a 39-yard TD pass to Watson on Green Bay's opening drive and scored on a 22-yard run late in the first half, becoming the third player in team history to post a TD pass of 35-plus yards and a TD run of 20-plus yards in the same game (Cecil Isbell on Sept. 29, 1940; Tobin Rote on Dec. 2, 1951). Registered a career-high five completions of 30-plus yards on the night, the first Green Bay QB to accomplish that feat since Aaron Rodgers posted five vs. New England on Nov. 30, 2014. Became only the second NFL quarterback dating back to 1978 to register a passing TD, a rushing TD, a completion percentage of 100.0 (min. five attempts) and a perfect passer rating (158.3) in a first half (Bears QB Jim Harbaugh at Phoenix on Oct. 28, 1990). Left the game midway through the fourth quarter (shoulder) and did not return.

**At Minnesota (Jan. 4):** Inactive (right shoulder/hamstring).

### REGULAR-SEASON COMPARISON: PASSING - CHICAGO BEARS

DATE	OPP	W/L	GP/GS	C	ATT	YDS.	AVG.	TD	LG	INT	SK	SKYD	RTG
1/5/25	GB vs. CHI	L	P	10	13	136	10.5	0	41	0	3	21	109.8
12/20/25	GB @ CHI	L	P	9	11	121	11.0	1	33	0	2	6	142.8
TOTALS		0/2	2/0	19	24	257	10.7	1	41	0	5	27	--

### MALIK WILLIS' NFL REGULAR-SEASON PASSING/RUSHING STATISTICS

		PASSING													RUSHING				
DATE	TEAM	GP	GS	ATT.	CMP.	PCT.	YDS	AVG.	TD	INT.	LG	SK	LST	RATE	NO.	YDS.	AVG.	LG	TD
2022	Titans	8	3	61	31	50.8	276	4.5	0	3	48	10	49	42.8	27	123	4.6	17	1
2023	Titans	3	0	5	4	80.0	74	14.8	0	0	48	4	30	118.8	5	21	4.2	11	0
2024	Packers	7	2	54	40	74.1	550	10.2	3	0	51	8	37	124.8	20	138	6.9	29	1
2025	Packers	4	1	35	30	85.7	422	12.1	3	0	40	3	15	145.5	22	123	5.6	22t	2
TOTALS		22	6	155	105	67.7	1,322	8.5	6	3	51	25	131	98.9	74	405	5.5	29	4



SINGLE-GAME HIGHS: QUARTERBACK

Pass Attempts	23 vs. Houston Texans, Dec 24, 2022
	21 vs. Baltimore Ravens, Dec 27, 2025
Pass Completions	18 vs. Baltimore Ravens, Dec 27, 2025
	14 vs. Houston Texans, Dec 24, 2022
Yards Passing	288 vs. Baltimore Ravens, Dec 27, 2025
	202 at Tennessee Titans, Sep 22, 2024
TD Passes	1 vs. Baltimore Ravens, Dec 27, 2025
	1 at Chicago Bears, Dec 20, 2025
	...4 more at 1.
Long Passes	51 at Jacksonville Jaguars, Oct 27, 2024
	48 vs. Baltimore Ravens, Oct 15, 2023
	...1 more at 48.
Completion Percentage	85.7 vs. Baltimore Ravens, Dec 27, 2025
	68.4 at Tennessee Titans, Sep 22, 2024

Passer Rating	134.6 vs. Baltimore Ravens, Dec 27, 2025
	120.9 at Tennessee Titans, Sep 22, 2024
Rush Attempts	10 at Chicago Bears, Dec 20, 2025
	9 vs. Baltimore Ravens, Dec 27, 2025
Rushing Yards	73 at Tennessee Titans, Sep 22, 2024
	60 vs. Baltimore Ravens, Dec 27, 2025
Rushing Average	6.7 vs. Baltimore Ravens, Dec 27, 2025
	6.1 vs. Houston Texans, Dec 24, 2022
Longest Runs	29 at Tennessee Titans, Sep 22, 2024
	22t vs. Baltimore Ravens, Dec 27, 2025
Rushing TDs	2 vs. Baltimore Ravens, Dec 27, 2025
	1 at Tennessee Titans, Sep 22, 2024
	...1 more at 1.

2025 GXG REGULAR SEASON (PACKERS)

		PASSING												RUSHING			
DATE	OPPONENT	P/S	ATT	CMP	YDS	PCT	Y/A	Y/C	TD	INT	LG	SK/YD	RATE	ATT	YDS	LG	TD
09/07	Lions								DID NOT PLAY								
09/11	Commanders								DID NOT PLAY								
09/21	at Browns								DID NOT PLAY								
09/28	at Cowboys								DID NOT PLAY								
10/12	Bengals								DID NOT PLAY								
10/19	at Cardinals								DID NOT PLAY								
10/26	at Steelers								DID NOT PLAY								
11/02	Panthers								DID NOT PLAY								
11/10	Eagles								DID NOT PLAY								
11/16	at Giants	P	2	2	6	100.0	3.0	3.0	1	0	5	0/0	118.8	1	16	16	0
11/23	Vikings	P	1	1	7	100.0	7.0	7.0	0	0	7	0/0	95.8	2	3	4	0
11/27	at Lions								DID NOT PLAY								
12/07	Bears								DID NOT PLAY								
12/14	at Broncos								DID NOT PLAY								
12/20	at Bears	P	11	9	121	81.8	11.0	13.4	1	0	33t	2/6	142.8	10	44	13	0
12/27	Ravens	S	21	18	288	85.7	13.7	16.0	1	0	40	1/9	134.6	9	60	22t	2
01/04	at Vikings								INACTIVE/INJURY								
2025 TOTALS		4-1	35	30	422	85.7	12.1	14.1	3	0	40	3/15	145.5	22	123	22t	2



# EMANUEL WILSON 23

RUNNING BACK  
FORT VALLEY STATE

Third NFL Season | Third Packers Season



Ht: 5-10 | Wt: 226 | Born: May 8, 1999 | NFL Games Played/Started: 41/2 | Acquired: FA-23

## AT A GLANCE

- » Rushed for 502 yards and four TDs on 103 carries last season, an average of 4.87 yards per attempt that ranked No. 8 in the NFL among running backs with 100-plus attempts in 2024.
- » Posted four games with 50-plus rushing yards on fewer than 15 carries, tied for the fifth most in the NFL last season among RBs.
- » Recorded 11 runs of 12-plus yards in 2024, an explosive-run percentage of 10.7 that ranked No. 6 in the league among RBs (min. 100 att.).
- » Played in seven games for the Packers as a rookie in 2023, posting 85 rushing yards on 14 carries (6.1 avg.) while adding four receptions for 23 yards (5.8 avg.).
- » Led Fort Valley State with 1,371 rushing yards and 17 TDs on 209 carries (6.6 avg.) in 2022 on his way to being named the Southern Intercollegiate Athletic Conference Player of the Year and the conference's Offensive Player of the Year.
- » Started all 17 games he appeared in at Fort Valley State (2021-22), rushing for 2,206 yards and 24 TDs on 356 carries (6.2 avg.) along with 35 receptions for 330 yards (9.4 avg.) and two TDs after beginning his career at Johnson C. Smith University in 2019.

**2025 SEASON:** Played in all 17 games with two starts and rushed for 496 yards and three TDs on 125 carries (4.0 avg.) while adding 15 catches for 99 yards (6.6 avg.)...Returned nine kickoffs for 233 yards (25.9 avg.).

**Vs. Detroit (Sept. 7):** Appeared on two plays on offense and posted a 4-yard run.

**Vs. Washington (Sept. 11):** Played five snaps on offense and four on special teams. Posted the first kickoff return of his NFL career, picking up 27 yards on a return in the second quarter.

**At Cleveland (Sept. 21):** Appeared on 15 plays on offense, rushing for 25 yards on six attempts (4.2 avg.).

**At Dallas (Sept. 28):** Played 25 snaps on offense, posting a season-high 44 rushing yards on eight carries (5.5 avg.) and a career-best three catches for a career-high 37 yards (12.3 avg.). Finished with 81 yards from scrimmage, his second-best single-game output of his career.

**Vs. Cincinnati (Oct. 12):** Appeared on 11 plays on offense and rushed for 11 yards on three carries (3.7 avg.).

**At Arizona (Oct. 19):** Played 19 snaps on offense, carrying the ball six times for 17 yards (2.8 avg.).

**At Pittsburgh (Oct. 26):** Appeared on 27 snaps on offense, leading the team with a season-high 61 rushing yards on 11 carries (5.5 avg.) with a season-high four rushing first downs, the second-best total of his career.

**Vs. Carolina (Nov. 2):** Played 21 snaps on offense, posting 16 rushing yards on six attempts (2.7 avg.) along with a 1-yard reception.

**Vs. Philadelphia (Nov. 10):** Appeared on 14 plays on offense, recording a 2-yard run and a 2-yard reception.

**At N.Y. Giants (Nov. 16):** Saw his most significant action of the season with RB Josh Jacobs (knee) departing for the day early in the second quarter, appearing on 39 snaps and tying for the team lead with 40 rushing yards and a TD on 11 carries (3.6 avg.). Posted his first TD of the season on an 11-yard run up the middle midway through the second quarter. Also converted a two-point conversion when he caught a pass over the middle from QB Jordan Love late in the fourth quarter to give Green Bay a 27-20 lead.

**Vs. Minnesota (Nov. 23):** Made his first NFL start in place of an injured Josh Jacobs (knee), posting a career-high 28 rushing attempts for a career-best 107 yards (3.8 avg.) and a career-high two TDs. Recorded a career-best nine rushing first downs. Became just the second Packer since the 1970 AFL-NFL merger (Samkon Gado on Nov. 13, 2005) to post 100-plus rushing yards and multiple rushing TDs in his first NFL start. Scored on a 1-yard run to cap Green Bay's opening drive and added another 1-yard score in the third quarter. Also had two catches for 18 yards (9.0 avg.) as he finished with a career-best 125 yards from scrimmage.

**At Detroit (Nov. 27):** Appeared on 12 snaps, rushing for 14 yards on four attempts (3.5 avg.).

**Vs. Chicago (Dec. 7):** Played eight snaps on offense and five on special teams, rushing for 10 yards on three carries (3.3 avg.).

**At Denver (Dec. 14):** Appeared on 13 plays on offense and six on special teams, rushing for 3 yards on two carries (1.5 avg.) while returning four kickoffs for 95 yards (23.8 avg.).

**At Chicago (Dec. 20):** Played 33 snaps and led the team with 82 rushing yards on 14 carries (5.9 avg.), recording five rushing first downs.

**Vs. Baltimore (Dec. 27):** Appeared on 17 snaps on offense, rushing for 16 yards on three carries (5.3 avg.) while adding an 8-yard reception. Also added a 23-yard kickoff return.

**At Minnesota (Jan. 4):** Started and carried the ball 18 times for 44 yards (2.4 avg.) while adding a 4-yard reception. Posted a career-long 33-yard kickoff return in the fourth quarter.

## REGULAR-SEASON COMPARISON: RECEIVING/RUSHING - CHICAGO BEARS

DATE	OPP	W/L	GP/GS	NO.	RUSHING				NO.	YDS.	RECEIVING				TGTS	YAC
					YDS.	AVG.	LG	TD			AVG.	LG	TD			
11/17/24	GB @ CHI	W	P	2	17	8.5	13	0	0	0	0	0	0	0	0	0
1/5/25	GB vs. CHI	L	P	14	73	5.2	21t	1	1	-2	-2.0	-2	0	1	5	
12/7/25	GB vs. CHI	W	P	3	10	3.3	5	0	0	0	0	0	0	0	0	0
12/20/25	GB @ CHI	L	P	14	82	5.9	14	0	0	0	0	0	0	0	0	0
TOTALS		2/2	4/0	33	182	5.5	21t	1	1	-2	-2.0	0	0	1	5	





EMANUEL WILSON'S NFL REGULAR-SEASON RUSHING/RECEIVING STATISTICS

DATE	TEAM	RUSHING						RECEIVING					
		GP	GS	NO.	YDS.	AVG.	LG	TD	NO.	YDS.	AVG.	LG	TD
2023	Packers	7	0	14	85	6.1	31	0	4	23	5.8	9	0
2024	Packers	17	0	103	502	4.9	21t	4	11	48	4.4	30t	1
2025	Packers	17	2	125	496	4.0	15	3	15	99	6.6	25	0
NFL TOTALS		41	2	242	1,083	4.5	31	7	30	170	5.7	30t	1

EMANUEL WILSON'S NFL POSTSEASON RUSHING/RECEIVING STATISTICS

DATE	TEAM	RUSHING						RECEIVING					
		GP	GS	NO.	YDS.	AVG.	LG	TD	NO.	YDS.	AVG.	LG	TD
2023	Packers	2	0	12	36	3.0	8	0	1	11	11.0	11	0
2024	Packers	1	0	3	6	2.0	4	0	1	23	23.0	23	0
NFL TOTALS		3	0	15	42	2.8	8	0	2	34	17.0	23	0

SINGLE-GAME HIGHS: RUSHING/RECEIVING

Rush Attempts	28 vs. Minnesota Vikings, Nov 23, 2025 18 at Minnesota Vikings, Jan 04, 2026	Longest Receptions	30t at Tennessee Titans, Sep 22, 2024 25 at Dallas Cowboys, Sep 28, 2025
Rushing Yards	107 vs. Minnesota Vikings, Nov 23, 2025 82 at Chicago Bears, Dec 20, 2025	Receiving TDs	1 at Tennessee Titans, Sep 22, 2024
Rushing Average	7.7 vs. Arizona Cardinals, Oct 13, 2024 5.9 at Chicago Bears, Dec 20, 2025	Kickoff Returns	4 at Denver Broncos, Dec 14, 2025 2 vs. Chicago Bears, Dec 07, 2025
Longest Runs	31 vs. Los Angeles Rams, Nov 05, 2023 21t vs. Chicago Bears, Jan 05, 2025	Kickoff Return Yards	95 at Denver Broncos, Dec 14, 2025 55 vs. Chicago Bears, Dec 07, 2025
Rushing TDs	2 vs. Minnesota Vikings, Nov 23, 2025 1 at New York Giants, Nov 16, 2025 ...4 more at 1.	Longest Kickoff Return	33 at Minnesota Vikings, Jan 04, 2026 29 vs. Chicago Bears, Dec 07, 2025
Receptions	3 at Pittsburgh Steelers, Oct 26, 2025 3 at Dallas Cowboys, Sep 28, 2025	Kickoff Return Average	23.8 at Denver Broncos, Dec 14, 2025
Receiving Yards	37 at Dallas Cowboys, Sep 28, 2025 35 at Tennessee Titans, Sep 22, 2024	Most TDs	2 vs. Minnesota Vikings, Nov 23, 2025 1 at New York Giants, Nov 16, 2025 ...5 more at 1.
Receiving Average	12.3 at Dallas Cowboys, Sep 28, 2025 8.7 at Pittsburgh Steelers, Oct 26, 2025	Scrimmage Yards	125 vs. Minnesota Vikings, Nov 23, 2025 87 at Pittsburgh Steelers, Oct 26, 2025

2025 GXG REGULAR SEASON (PACKERS)

DATE	OPPONENT	P/S	RUSHING						RECEIVING					
			NO.	YDS.	AVG.	LG	TD		NO.	YDS.	AVG.	LG	TD	
09/07	Lions	P	1	4	4.0	4	0		0	0	0.0	0	0	
09/11	Commanders	P	0	0	0.0	0	0		0	0	0.0	0	0	
09/21	at Browns	P	6	25	4.2	9	0		0	0	0.0	0	0	
09/28	at Cowboys	P	8	44	5.5	13	0	3	37	12.3	25	0	0	
10/12	Bengals	P	3	11	3.7	6	0	1	-4	-4.0	-4	0	0	
10/19	at Cardinals	P	6	17	2.8	8	0	1	-2	-2.0	-2	0	0	
10/26	at Steelers	P	11	61	5.5	15	0	3	26	8.7	14	0	0	
11/02	Panthers	P	6	16	2.7	7	0	1	1	1.0	1	0	0	
11/10	Eagles	P	1	2	2.0	2	0	1	2	2.0	2	0	0	
11/16	at Giants	P	11	40	3.6	11t	1	1	9	9.0	9	0	0	
11/23	Vikings	S	28	107	3.8	12	2	2	18	9.0	11	0	0	
11/27	at Lions	P	4	14	3.5	5	0	0	0	0.0	0	0	0	
12/07	Bears	P	3	10	3.3	5	0	0	0	0.0	0	0	0	
12/14	at Broncos	P	2	3	1.5	2	0	0	0	0.0	0	0	0	
12/20	at Bears	P	14	82	5.9	14	0	0	0	0.0	0	0	0	
12/27	Ravens	P	3	16	5.3	6	0	1	8	8.0	8	0	0	
01/04	at Vikings	S	18	44	2.4	12	0	1	4	4.0	4	0	0	
2025 TOTALS		17-2	125	496	4.0	15	3	15	99	6.6	25	0	0	

# COLBY WOODEN 96

DEFENSIVE LINEMAN  
AUBURN

Third NFL Season | Third Packers Season



Ht: 6-4 | Wt: 273 | Born: December 21, 2000 | NFL Games Played/Started: 47/17 | Acquired: D4-23

## AT A GLANCE

- » Saw action in 13 games with one start in 2024, recording a career-high 20 tackles (nine solo), two quarterback hits, a career-best two tackles for a loss and two passes defended along with a blocked extra point on special teams.
- » Played in all 17 regular-season games as a rookie and registered 17 tackles (10 solo), a half-sack, a tackle for a loss and two QB hits.
- » Is one of only seven players in the league to block a field goal and an extra point over the past two seasons (including playoffs).
- » Has appeared in all three postseason contests over his first two seasons (2023-24), recording five tackles (one solo), a half-sack and three QB hits on defense while adding a blocked field goal on special teams.
- » Appeared in 40 games with 36 starts in four seasons with Auburn, finishing his career with 152 tackles (91 solo), 30 tackles for a loss, 15 sacks, 23 QB hurries, six passes defended, three forced fumbles and three fumble recoveries.

**2025 SEASON:** Played in all 17 games with a career-high 16 starts, recording career highs of 50 tackles (26 solo), six tackles for a loss and three quarterback hits, along with a pass defended and 10 Next Gen Stat QB pressures...Led the team in tackles among defensive linemen and ranked tied for No. 4 on the team in tackles for a loss.

**Vs. Detroit (Sept. 7):** Started and posted career highs with six tackles (three solo) and two tackles for a loss. Also registered a QB hit in the second quarter. Saw action on 35 defensive snaps and played three special teams snaps. Tackled RB David Montgomery at the Lions' 1-yard line for a loss of a yard in the fourth quarter to force a punt.

**Vs. Washington (Sept. 11):** Started and recorded one solo tackle, appearing on 21 defensive snaps. Also saw action on five special teams snaps.

**At Cleveland (Sept. 21):** Started and registered two assisted tackles on 38 defensive snaps. Also played four special teams snaps.

**At Dallas (Sept. 28):** Started and played 46 defensive snaps, registering three tackles (one solo) and a QB hit. Also played six snaps on special teams.

**Vs. Cincinnati (Oct. 12):** Started and played 32 snaps on defense, recording two tackles (one solo). Also saw action on four special teams snaps.

**At Arizona (Oct. 19):** Started and played 42 defensive snaps, tying a career high with six tackles (three solo). Also added a tackle for a loss and a season-high three NGS QB pressures. Pressured QB Jacoby Brissett on a play that resulted in resulted in a sack by DL Rashan Gary and a forced fumble by Gary that was recovered by Green Bay. Stopped RB Michael Carter for a 4-yard loss on a run in the second quarter. Saw action on six special teams snaps.

**At Pittsburgh (Oct. 26):** Started and played 38 defensive snaps, recording three tackles (two solo) and a tackle for a loss. Stopped RB Kenneth Gainwell for a loss of a yard on a second-quarter run. Also appeared on five special teams snaps.

**Vs. Carolina (Nov. 2):** Started and played 15 defensive snaps before leaving the game in the second quarter due to a shoulder injury. **Top of Form****Bottom of Form**

**Vs. Philadelphia (Nov. 10):** Started and played 37 snaps on defense, posting five tackles (three solo) and a tackle for a loss. All five of his stops came within 2 yards of the line of scrimmage, including a stop of RB Saquon Barkley for a loss of a yard on a second-down pass in the second quarter, which helped force a Philadelphia punt two plays later. Also saw action on two special teams snaps.

**At N.Y. Giants (Nov. 16):** Started and appeared on 48 defensive snaps, recording four tackles (two solo). Finished No. 2 on the team in tackles among defensive linemen. Three of his four tackles came within 3 yards of the line of scrimmage. His pressure on QB Jameis Winston on a fourth-down pass attempt in the third quarter helped lead to a sack by DL Micah Parsons and LB Isaiah McDuffie that forced a turnover on downs. Also played four special teams snaps.

**Vs. Minnesota (Nov. 23):** Started and 23 defensive snaps, registering four tackles (three solo) and a tackle for a loss. Brought down RB Jordan Mason for a loss of 2 yards on a fourth-quarter run to begin a drive that resulted in a punt two plays later. Helped Green Bay's defense hold Minnesota to just 145 net yards, the lowest amount of yardage allowed by the Packers in a game since Dec. 23, 2019.

**At Detroit (Nov. 27):** Started and played 38 snaps on defense, posting a pass defended. Swatted a QB Jared Goff pass at the line of scrimmage to force an incompletion on second-and-goal in the fourth quarter, which helped hold Detroit to a field goal attempt two plays later. Also appeared on four special teams snaps.

**Vs. Chicago (Dec. 7):** Started and played 43 defensive snaps, registering three tackles (two solo). Stopped RB D'Andre Swift short of the goal line on a second-down run in the fourth quarter. Also saw action on five special teams snaps.

**At Denver (Dec. 14):** Started and appeared on 45 defensive snaps, posting three tackles (one solo). Pressured QB Bo Nix on a third-down pass attempt, forcing Nix to scramble and be stopped short of the line to gain, which helped Green Bay force a turnover on downs on the next play.

**At Chicago (Dec. 20):** Started and saw action on 29 defensive snaps, posting two tackles (one solo), a QB hit and two NGS QB pressures. Both of his stops came within 3 yards of the line of scrimmage. Both of his pressures on QB Caleb Williams forced incompletions, with the first coming in the fourth quarter and the other in overtime.

**Vs. Baltimore (Dec. 27):** Started and played 52 of 76 defensive snaps, tying career highs with six total tackles and three solo tackles. Held RB Derrick Henry to a gain of 2 yards on a first-and-goal run in the second quarter, which helped Green Bay hold Baltimore to a field goal attempt three plays later. Also appeared on eight special teams snaps.

**At Minnesota (Jan. 4):** Saw action on five defensive snaps.

## REGULAR-SEASON COMPARISON: DEFENSIVE - CHICAGO BEARS

DATE	OPP	W/L	GP/GS	TACKLES		ASST	SACK	YDS.	INT	TFL	PD	QBH	MISC		FR
				TOT	SOLO								TD	FF	
9/10/23	GB @ CHI	W	P	1	1	0	0.0	0.0	0	0	0	0	0	0	0
1/7/24	GB vs. CHI	W	P	1	1	0	0.0	0.0	0	0	0	0	0	0	0
1/5/25	GB vs. CHI	L	P	3	2	1	0.0	0.0	0	0	0	0	0	0	0
12/7/25	GB vs. CHI	W	S	3	2	1	0.0	0.0	0	0	0	0	0	0	0
12/20/25	GB @ CHI	L	S	2	1	1	0.0	0.0	0	0	0	1	0	0	0
TOTALS		3/2	5/2	10	7	3	0.0	0.0	0	0	0	1	0	0	0



COLBY WOODEN'S NFL REGULAR-SEASON DEFENSIVE STATISTICS

YEAR	TEAM	TACKLES										INTERCEPTIONS										ST					MISC		
		GP	GS	TK	S	A	TFL	YDS	SK	YDS	QBH	NO	YDS	LG	TD	PD	FF	FR	TD	YDS	TK	S	A	FF	FR	S	A		
2023	Packers	17	0	17	10	7	1	2	0.5	5.0	2	0	0	0	0	0	0	0	0	0	0	0	0	0	0	0	0		
2024	Packers	13	1	20	9	11	2	11	0.0	0.0	2	0	0	0	2	0	0	0	0	0	0	0	0	0	0	0	0		
2025	Packers	17	16	50	26	24	6	10	0.0	0.0	3	0	0	0	1	0	0	0	0	0	0	0	0	0	0	0	0		
NFL TOTALS		47	17	87	45	42	9	23	0.5	5.0	7	0	0	0	3	0	0	0	0	0	0	0	0	0	0	0	0		

COLBY WOODEN'S NFL POSTSEASON DEFENSIVE STATISTICS

		TACKLES								INTERCEPTIONS								ST				MISC					
YEAR	TEAM	GP	GS	TK	S	A	TFL	YDS	SK	YDS	QBH	NO	YDS	LG	TD	PD	FF	FR	TD	YDS	TK	S	A	FF	FR	S	A
2023	Packers	2	0	3	1	2	0	0	0.0	0.0	1	0	0	0	0	0	0	0	0	0	0	0	0	0	0	0	0
2024	Packers	1	0	2	0	2	0	0	0.5	1.5	2	0	0	0	0	0	0	0	0	0	0	0	0	0	0	0	0
NFL TOTALS		3	0	5	1	4	0	0	0.5	1.5	3	0	0	0	0	0	0	0	0	0	0	0	0	0	0	0	0

SINGLE-GAME HIGHS: DEFENSIVE

Total Tackles 6 at Arizona Cardinals, Oct 19, 2025  
6 vs. Detroit Lions, Sep 07, 2025  
Solo Tackles 3 vs. Baltimore Ravens, Dec 27, 2025  
3 vs. Minnesota Vikings, Nov 23, 2025  
...4 more at 3.

Passes Defensed 1 vs. New Orleans Saints, Dec 23, 2024  
1 at Jacksonville Jaguars, Oct 27, 2024  
Tackles For Loss 2 vs. Detroit Lions, Sep 07, 2025  
1 vs. Minnesota Vikings, Nov 23, 2025  
...6 more at 1.

2025 GXG REGULAR SEASON (PACKERS)

DATE OPPONENT	P/S	TK	S	A	SK	YDS	INT	PD	FF	FR
09/07 Lions	S	6	3	3	0	0	0	0	0	0
09/11 Commanders	S	1	1	0	0	0	0	0	0	0
09/21 at Browns	S	2	0	2	0	0	0	0	0	0
09/28 at Cowboys	S	3	1	2	0	0	0	0	0	0
10/12 Bengals	S	2	1	1	0	0	0	0	0	0
10/19 at Cardinals	S	6	3	3	0	0	0	0	0	0
10/26 at Steelers	S	3	2	1	0	0	0	0	0	0
11/02 Panthers	S	0	0	0	0	0	0	0	0	0
11/10 Eagles	S	5	3	2	0	0	0	0	0	0
11/16 at Giants	S	4	2	2	0	0	0	0	0	0
11/23 Vikings	S	4	3	1	0	0	0	0	0	0
11/27 at Lions	S	0	0	0	0	0	0	1	0	0
12/07 Bears	S	3	2	1	0	0	0	0	0	0
12/14 at Broncos	S	3	1	2	0	0	0	0	0	0
12/20 at Bears	S	2	1	1	0	0	0	0	0	0
12/27 Ravens	S	6	3	3	0	0	0	0	0	0
01/04 at Vikings	P	0	0	0	0	0	0	0	0	0
2025 TOTALS	17-16	50	26	24	0	0	0	1	0	0


DEVONTE  
WYATT  
95

DEFENSIVE LINEMAN  
GEORGIA

Fourth NFL Season | Fourth Packers Season

G

Ht: 6-3 | Wt: 304 | Born: March 31, 1998 | NFL Games Played/Started: 57/15 | Acquired: D1b-22



AT A GLANCE

- » Was one of only five players in the NFL in 2024 with five-plus sacks (five), nine-plus tackles for a loss (career-best nine) and multiple fumble recoveries (career-high two), becoming the first Green Bay defensive lineman to hit those marks in a season dating back to 2000.
- » Set career highs in 2023 for games played (17), games started (five), tackles (36), solo tackles (18), sacks (5½) and QB hits (11).
- » Appeared in 16 games as a rookie in 2022 and registered 15 tackles (eight solo), 1½ sacks, three QB hits, a pass defended and a forced fumble.
- » Was one of only two rookie defensive linemen (Dallas DE Sam Williams) to record at least one sack, one forced fumble and three QB hits in 2022.
- » Earned second-team All-America honors from The Associated Press, first-team All-Southeastern Conference recognition from the coaches and second-team AP All-SEC honors in 2021.
- » Attended Towers High School (Decatur, Ga.) and earned Class 3A all-state honors as a senior in 2016 from the Atlanta Journal-Constitution and the Georgia Sportswriters Association.

**2025 SEASON:** Started all 10 contests he played in before being placed on injured reserve (ankle) on Dec. 5...Also missed Weeks 6-7 due to a knee injury...Recorded 27 tackles (15 solo), four sacks (No. 3 on the team), six tackles for a loss (tied for No. 4 on the team), seven QB hits (tied for No. 4 on the team), 16 Next Gen Stat QB pressures (tied for No. 5 on the team) and two passes defended.

**Vs. Detroit (Sept. 7):** Played 49 defensive snaps, posting three tackles (one solo), a sack, a tackle for a loss, two NextGenStat QB pressures and three QB hits (tied for the team lead). With just under seven minutes to play in the game, sacked QB Jared Goff for a loss of 8 yards on a fourth-and-2 at the Detroit 35.

**Vs. Washington (Sept. 11):** Played 51 defensive snaps, recording two tackles (both solo), a sack, a tackle for a loss, two QB hits, five NGS QB pressures (No. 2 on the team) and a career-best two passes defended. With just under 10 minutes to play in the first quarter, tracked down a scrambling Jayden Daniels for a sack.

**At Cleveland (Sept. 28):** Played 38 snaps and registered one NGS QB pressure before a knee injury ended his day.

**At Dallas (Sept. 28):** Saw action on 13 defensive snaps and recorded a tackle (assist) before a knee injury in the second quarter ended his night.

**At Cincinnati (Oct. 12):** Inactive (knee)...**At Arizona (Oct. 19):** Inactive (knee).

**At Pittsburgh (Oct. 26):** Played 34 defensive snaps in his first game back from injury, recording two tackles (one solo) and a NGS QB pressure.

**Vs. Carolina (Nov. 2):** Saw action on 40 defensive snaps and registered a career-best six tackles (one solo) to go with one NGS QB pressure. All six tackles were within 4 yards of the line of scrimmage (3, 4, 2, 3, 3, 0).

**Vs. Philadelphia (Nov. 10):** Played 41 defensive snaps and posted three tackles (all solo) and a tackle for a loss when he split the guard and the center to take down RB Saquon Barkley for a loss of 6 yards. His three solo tackles tied for the second most of his career.

**At N.Y. Giants (Nov. 16):** Saw action on 34 defensive plays, recording three tackles (one solo) and an NGS QB pressure.

**Vs. Minnesota (Nov. 23):** Played 34 defensive snaps and posted three tackles (all solo), two sacks, two tackles for a loss, two QB hits and two NGS QB pressures. Both sacks came in the second half on third downs and resulted in fourth downs from Minnesota's 1- and 2-yard line.

**At Detroit (Nov. 27):** Saw action on 45 defensive snaps, recording four tackles (three solo), a tackle for a loss and three NGS QB pressures (No. 2 on the team) before leaving the game with just under four minutes to play with an ankle injury. His three pressures came on plays that resulted in an incompletion, a 4-yard completion and a sack.

REGULAR-SEASON COMPARISON: DEFENSIVE - CHICAGO BEARS

DATE	OPP	W/L	GP/GS	TOTS	TACKLES		ASST	SACK	YDS.	INT	TFL	PD	QBH	MISC		
					SOLO	ASS								TD	FF	FR
9/18/22	GB vs. CHI	W	P	0	0	0	0	0.0	0.0	0	0	0	0	0	0	0
12/4/22	GB @ CHI	W	P	1	0	1	0	0.0	0.0	0	0	0	0	0	0	0
9/10/23	GB @ CHI	W	P	3	2	1	1	1.5	11.0	0	2	0	2	0	0	0
1/7/24	GB vs. CHI	W	S	1	1	0	1	1.0	8.0	0	1	0	1	0	0	0
11/17/24	GB @ CHI	W	P	0	0	0	0	0.0	0.0	0	0	0	0	0	0	0
1/5/25	GB vs. CHI	L	P	1	1	0	0	0.0	0.0	0	0	0	0	0	0	0
TOTALS		5/1	6/1	6	4	2	2.5	19.0	0	3	0	3	0	0	0	0

DEVONTE WYATT'S NFL REGULAR-SEASON DEFENSIVE STATISTICS

YEAR	TEAM	TACKLES										INTERCEPTIONS								ST				MISC			
		GP	GS	TK	S	A	TFL	YDS	SK	YDS	QBH	NO	YDS	LG	TD	PD	FF	FR	TD	YDS	TK	S	A	FF	FR	S	A
2022	Packers	16	0	15	8	7	0	0	1.5	6.5	3	0	0	0	0	1	1	0	0	0	0	0	0	0	0	0	0
2023	Packers	17	5	36	18	18	6	37	5.5	35.5	11	0	0	0	0	0	1	0	0	0	0	0	0	0	0	0	
2024	Packers	14	0	23	17	6	9	44	5.0	37.0	9	0	0	0	0	0	2	0	0	0	0	0	0	0	0	0	
2025	Packers	10	10	27	15	12	6	35	4.0	25.0	7	0	0	0	0	2	0	0	0	0	0	0	0	0	0	0	
NFL TOTALS		57	15	101	58	43	21	116	16.0	104.0	30	0	0	0	0	3	1	3	0	0	0	0	0	0	0	0	

DEVONTE WYATT'S NFL POSTSEASON DEFENSIVE STATISTICS

YEAR	TEAM	GP	GS	TACKLES							INTERCEPTIONS										ST				MISC		
				TK	S	A	TFL	YDS	SK	YDS	QBH	NO	YDS	LG	TD	PD	FF	FR	TD	YDS	TK	S	A	FF	FR	S	A
2023	Packers	2	1	2	2	0	0	0	0.0	0.0	0	0	0	0	0	0	0	0	0	0	0	0	0	0	0	0	0
2024	Packers	1	0	0	0	0	0	0	0.0	0.0	0	0	0	0	0	0	0	0	0	0	0	0	0	0	0	0	0
NFL TOTALS		3	1	2	2	0	0	0	0.0	0.0	0	0	0	0	0	0	0	0	0	0	0	0	0	0	0	0	0

SINGLE-GAME HIGHS: DEFENSIVE

Total Tackles	6 vs. Carolina Panthers, Nov 02, 2025 4 at Detroit Lions, Nov 27, 2025 ...5 more at 4.	Forced Fumbles	1 vs. Detroit Lions, Jan 08, 2023
Solo Tackles	4 at New York Giants, Dec 11, 2023 3 at Detroit Lions, Nov 27, 2025 ...7 more at 3.	Fumble Recoveries	1 at Jacksonville Jaguars, Oct 27, 2024 1 at Philadelphia Eagles, Sep 06, 2024 ...1 more at 1.
Sacks	2.0 vs. Minnesota Vikings, Nov 23, 2025 2.0 at Tennessee Titans, Sep 22, 2024	Tackles For Loss	2 vs. Minnesota Vikings, Nov 23, 2025 2 vs. New Orleans Saints, Dec 23, 2024 ...4 more at 2.
Passes Defensed	2 vs. Washington Commanders, Sep 11, 2025 1 at Detroit Lions, Nov 06, 2022		

2025 GXG REGULAR SEASON (PACKERS)

DATE	OPPONENT	P/S	TK	S	A	SK	YDS	INT	PD	FF	FR
09/07	Lions	S	3	1	2	1.0	8.0	0	0	0	0
09/11	Commanders	S	2	2	0	1.0	1.0	0	2	0	0
09/21	at Browns	S	0	0	0	0.0	0.0	0	0	0	0
09/28	at Cowboys	S	1	0	1	0.0	0.0	0	0	0	0
10/12	Bengals		INACTIVE/INJURY								
10/19	at Cardinals		INACTIVE/INJURY								
10/26	at Steelers	S	2	1	1	0.0	0.0	0	0	0	0
11/02	Panthers	S	6	1	5	0.0	0.0	0	0	0	0
11/10	Eagles	S	3	3	0	0.0	0.0	0	0	0	0
11/16	at Giants	S	3	1	2	0.0	0.0	0	0	0	0
11/23	Vikings	S	3	3	0	2.0	16.0	0	0	0	0
11/27	at Lions	S	4	3	1	0.0	0.0	0	0	0	0
12/07	Bears		INJURED RESERVE								
12/14	at Broncos		INJURED RESERVE								
12/20	at Bears		INJURED RESERVE								
12/27	Ravens		INJURED RESERVE								
01/04	at Vikings		INJURED RESERVE								
2025 TOTALS		10-10	27	15	12	4.0	25.0	0	2	0	0