

WEEKLY MEDIA INFORMATION PACKET

GREEN BAY PACKERS
AT
LOS ANGELES RAMS

WEEK 12
WEDNESDAY, NOVEMBER 25, 2026
7 P.M. CT
SOFI STADIUM



Packers Communications ● Lambeau Field Atrium ● 1265 Lombardi Avenue ● Green Bay, WI 54304
920/569-7500 ● 920/569-7201 fax
Jason Wahlers, Sarah Quick, Tom Fanning, Nate LoCascio

VOL. XXVII; NO. 17 **REGULAR-SEASON GAME 11**

GREEN BAY PACKERS (6-4)
AT
LOS ANGELES RAMS (6-4)

Wednesday, Nov. 25 l SoFi Stadium l 7 p.m. CT

PACKERS HEAD WEST TO FACE RAMS

The Green Bay Packers head out west to take on the Los Angeles Rams in the first-ever Thanksgiving Eve game.

- It will be just the second time that the Packers have played a regular-season game on a Wednesday in franchise history (vs. the Chicago Cardinals in Buffalo on Sept. 28, 1938).
- It will be the third time in the last nine years that the Packers have played the Rams coming out of the bye (2018, 2022).
- It is the fourth prime-time meeting between the Packers and Rams (1996, 2004, 2022) and first in Los Angeles.
- The two teams last met in 2024, a 24-19 Packers road victory.
- Green Bay is 49-46-2 against the Rams in the regular season and 2-1 in the postseason.
- The Packers have won 10 of the last 11 against the Rams (including postseason), including each of the last five.
- Dating back to 2000, this will be the Packers' fifth prime-time game in the state of California (41-7, W, at Raiders in 2003 / 8-37, L at 49ers in 2019 / 34-17, W, at 49ers in 2020 / 30-28, W, at 49ers in 2021).
- It is Green Bay's second visit to SoFi Stadium, having previously beat the Rams at the stadium, 24-19, in 2024.
- In Week 13, the Packers will finish the second of two back-to-back road stretches this season with a trip to face the Saints in New Orleans.

AFTER THE BYE

- The Packers have played close games the week following the bye in each of the last three years, with point differentials of one point, two points and nine points.
- Green Bay will be looking to win the week following the bye for the fifth time in the last six years and for the third year in a row.
- Dating back to 1990 when bye weeks started, Green Bay is 21-15 (.583) in the game following the bye week.
- In games immediately following its bye week, Green Bay has won 20 of its last 30 (.667), including wins in 11 of the last 17.
- Since 2009, Green Bay is 96-58-1 (.623) overall after the bye.
- Under Head Coach **Matt LaFleur** (since 2019), the Packers are 40-20 (.667) in games played after the bye (7-6 in 2025, 5-3 in 2024, 7-5 in 2023, 3-1 in 2022, 4-1 in 2021, 9-3 in 2020 and 5-1 in 2019).
- The Packers play on the road following the bye for the third time in the last four years.
- Dating back to 2000, Green Bay has played on the road following the bye 14 times and won six of those contests, including the last time, a 20-19 win at Chicago in 2024.
- Dating back to 2000, this is the 17th time the Packers will play an NFC team coming out of the bye, with wins in 12 of the contests.

WITH THE CALL

The game will be broadcast on Netflix. If you live in the Green Bay market, it will also air on free, over-the-air television on NBC26 (WGBA), and if you live in the Milwaukee market, it will be shown on TMJ4 (WTMJ). It will be available on mobile devices with NFL+ as well.

- Play-by-play man **Noah Eagle** joins analyst **Luke Kuechly** with **MJ Acosta-Ruiz** and **Tom Pelissero** reporting from the sidelines.
- All Packers games can be heard on the **Packers Radio Network**, which is made up of **54 stations** in Wisconsin, Michigan, Minnesota, Illinois, North Dakota and South Dakota. The flagship station of the Packers Radio Network is 95.7 BIG FM - WRIT. For a map and full listing of radio affiliates, go to packers.com/video/radio-network. **Wayne Larrivee** (play-by-play) and two-time Packers Pro Bowler **Larry McCarren** (analyst) call the action. McCarren first joined the team's broadcasts in 1995 and enters his 32nd season calling Packers games. After originally being paired together in 1999, McCarren and Larrivee enter their 28th season of broadcasts together. They surpassed Jim Irwin and Max McGee for the most regular-season and postseason games broadcast for the Packers with 313 at the 2018 season opener against Chicago.
- The radio broadcast can also be heard on Sirius XM NFL Radio on Channels 83 or 193 or in the app (Packers Radio Network feed).
- Westwood One will be broadcasting on radio to a national audience with **Ryan Radtke** (play-by-play) and **Mike Golic** (analyst) on the call and **Jason Horowitz** hosting from the studio.

REGULAR SEASON

Date	Opponent	Time (CT)	TV
Sun., Sept. 13	at Minnesota Vikings	L, 22-39	66,940
Sun., Sept. 20	at New York Jets	W, 20-17 (OT)	78,674
Thu., Sept. 24	ATLANTA FALCONS	L, 14-35	76,955
Sun., Oct. 4	at Tampa Bay Buccaneers	W, 17-14	61,467
Sun., Oct. 11	CHICAGO BEARS (Gold Pkg.)	W, 31-17	77,755
Sun., Oct. 18	DALLAS COWBOYS	W, 23-13	77,383
Sun., Oct. 25	at Detroit Lions	L, 17-20	64,008
Thu., Oct. 29	CAROLINA PANTHERS	W, 27-19	76,957
Sun., Nov. 8	at New England Patriots	W, 45-27	64,628
Sun., Nov. 15	MINNESOTA VIKINGS (Gold Pkg.)	L, 10-30	78,332
Sun., Nov. 22	BYE		
Wed., Nov. 25	at Los Angeles Rams	7 p.m.	Netflix
Sun., Dec. 6	at New Orleans Saints	*12 p.m.	FOX
Sun., Dec. 13	BUFFALO BILLS	*7:20 p.m.	NBC
Sun., Dec. 20	MIAMI DOLPHINS	*12 p.m.	FOX
Fri., Dec. 25	at Chicago Bears	12 p.m.	Netflix
Mon., Jan. 4	HOUSTON TEXANS	*7:15 p.m.	ESPN
Sat./Sun., Jan. 9/10	DETROIT LIONS	TBD	TBD

***—Start time and broadcast may shift due to NFL flexible scheduling**

NFL POSTSEASON DATES

Jan. 16-18	AFC and NFC Wild Card Playoffs
Jan. 23-24	AFC and NFC Divisional Playoffs
Jan. 31	AFC and NFC Championship Games
Feb. 14	Super Bowl LXI, SoFi Stadium, Inglewood, Calif.

HEAD COACH MATT LAFLEUR

LAFLEUR LEADS THE PACK

Head Coach **Matt LaFleur** (la-flew-er) led the Packers to three straight NFC North titles, is the only coach in franchise history to post 10-plus wins in each of his first three seasons with the team and is the only coach in NFL history to win at least 12 games (13) in each of his first three seasons (2019-21) as an NFL head coach (Elias Sports Bureau).

- LaFleur led the Packers to 76 wins from 2019-25, **tied with Paul Brown for No. 2 in NFL history for the most wins by a head coach in his first seven NFL seasons** (George Seifert, 86).
- LaFleur coached his 123rd regular-season game for the Packers in Week 6, passing Vince Lombardi for the **fourth most all-time** behind Curly Lambeau (334), Mike McCarthy (204) and Bart Starr (131).
- LaFleur led Green Bay to the postseason in six of his first seven seasons (2019-21, 2023-25), tied with Lombardi and Mike Holmgren for the most postseason appearances by a Packers head coach in their first seven seasons.
- Green Bay has four 11-plus-win seasons under LaFleur (2019-21, 2024), the **most in the NFC and tied for No. 3 in the NFL** since 2019 (Buffalo and Kansas City, six / Baltimore, four).
- LaFleur has the **second-highest** regular-season winning percentage among active head coaches (min. 50 games):

Head Coach	Winning Percentage
1. Nick Sirianni, PHI	.653 (62-33-0)
2. Matt LaFleur, GB	**.650 (82-44-1)**
3. Andy Reid, PHI/KC	.643 (287-159-1)
4. Kevin O'Connell, MIN	.641 (50-28-0)

- Dating back to 2019, the Packers have the **third-best** regular-season record in the NFL and the **top mark in the NFC**:

Team	Regular-Season Record (Since 2019)
1. Buffalo	92-34 (.730)
2. Kansas City	92-35 (.724)
3. Green Bay	**82-44-1 (.650)**
4. San Francisco	81-46 (.638)
5. Baltimore	80-48 (.625)

- LaFleur has guided the Packers to a 46-17 record at home (.730) in the regular season, **No. 3 in the NFL** since 2019.
- Since 2019, Green Bay is 36-27-1 on the road in the regular season, a .570 winning percentage that is **No. 7 in the NFL** over that span.
- The Packers are 40-27-1 in one-score games under LaFleur, a .596 winning percentage that ranks **No. 6 in the NFL** since 2019 (3-1 this season).
- The Packers have had at least **one winning streak of three-plus games in each of the first eight seasons** under LaFleur (2019-26) and at least **one winning streak of four-plus games in every season but two** (2019-22, 2024-25).
- The win in Week 6 last season was the 70th regular-season victory of LaFleur's career. By doing so in his 105th career regular-season game, LaFleur became the **fastest to 70 regular-season wins among current NFL head coaches** and was the fastest to reach the 70-win mark since Bill Cowher (105th game in 1998), per Elias.
- LaFleur tied John Harbaugh, Holmgren, McCarthy and Andy Reid for the **sixth-most wins** (66) by a head coach in the first 100 games (regular and postseason, since 1970).
- LaFleur guided the Packers to 67 wins in his first 100 regular-season games as head coach. Only **Lombardi (73) and Holmgren (68) had more wins in their first 100 games** in Packers history.
- LaFleur tied Holmgren, Cowher and Reid (67 each) for the **second-most regular-season wins** by any NFL head coach in their first 100 games in the last 40 seasons (Seifert, 78).
- Among Green Bay coaches, LaFleur is the **second fastest** (89 games) to reach 60 wins behind only only Lombardi (82).
- LaFleur posted 29 wins in his first 50 road contests as head coach, the **second-most wins through 50 road games as Green Bay coach**, behind only Lombardi's 33 (STATS).
- LaFleur (23-2) tied Guy Chamberlin (23-1-1) for the **most wins in NFL history** by a head coach in his first 25 regular-season home games (Elias).
- LaFleur (39-10, .796, 2019-21) passed Seifert (38-10, .791, 1989-91) for the **most wins by an NFL head coach in his first three seasons** in the league (per Elias).
- LaFleur's 39 wins from 2019-21 **tied for the second most** by a coach over any three-season span in league history behind Mike Ditka's 40 wins with Chicago from 1985-87 and Reid's 40 with Kansas City from 2020-22 (Elias).
- LaFleur (2019-21) is the **only head coach in NFL history** to post 13-plus wins in three straight seasons (Elias).
- According to Elias, LaFleur was the **sixth head coach since 1970** to lead his team to the conference championship game in both of his first two seasons as a head coach (2019-20), joining Jim Harbaugh (2011-12), Rex Ryan (2009-10), Barry Switzer (1994-95), Seifert (1989-90) and Don McCafferty (1970-71).
- LaFleur led the **biggest one-year win improvement** in franchise history in 2019 (plus-seven).
- The Packers rank **No. 1 in the NFC North** and **tied for No. 7 in the NFL** in winning percentage in division games since 2019:

Team	Record in Division Games (Since 2019)
1. Kansas City	34-12 (.739)
2. Buffalo	33-12 (.733)
3. Dallas	31-14 (.689)
4. San Francisco	29-16 (.644)
5. Houston	29-16-1 (.641)
6. Tampa Bay	27-17 (.614)
7t. Green Bay	**28-18 (.609)**
7t. Pittsburgh	28-18 (.609)

- Green Bay is 15-8 (.652) in division games at home, **No. 7 in the NFL** since 2019.
- The Packers are 13-10 in road division contests, a .565 winning percentage that is **tied for No. 10 in the NFL** since 2019.
- The Packers have averaged 25.24 points per division game since 2019, **No. 5 in the NFL** over that span.
- LaFleur's winning percentage of .917 (11-1) against division opponents in 2019-20 **tied for the second best** by a coach in his first two seasons as head coach, dating back to 1970 (Mike Tomlin, 11-1, .917 in 2007-08 / Mariucci, 15-1, .938 in 1997-98).
- The Packers are 13-2 (.867) in the regular season against Chicago since 2019. LaFleur was the **only coach in NFL history** (Elias) to win his first 11 games against the Bears (Dennis Green won his first six for Minnesota in 1992-94). The 11-game win streak over Chicago (2019-24) was the longest by either team in the history of the series (10 straight by the Packers from 1994-98).


Program and Score Card Todays Game P.-3
THE DOPE SHEET
GREEN BAY READY FOR MOST IMPORTANT GAME IN THE HISTORY OF LOCAL FOOTBALL

Two years after he co-founded the Packers with Curly Lambeau, George Calhoun began writing a piece called* The Dope Sheet*, which served as the official press release from 1921-24.

IN PRIME TIME

- Green Bay is 2-1 in prime-time games this season, including wins in each of the last two. The two prime-time victories are **tied for No. 4 in the NFL** this season.
- Under Head Coach **Matt LaFleur**, Green Bay is 26-15-1 in prime-time contests (game starts at 7 p.m. ET and later. TruMedia), a winning percentage of .631 that ranks **No. 5 in the league** since 2019 (TruMedia). The Packers' 26 wins in prime time are **No. 2 in the NFL** since 2019 (Kansas City Chiefs, 29-12, .707).
- The Packers are 10-8-1 on the road in prime time since 2019, a .553 winning percentage that ranks **No. 7 in the NFL,** and 10 wins that rank **No. 5 in the league**.
- Green Bay is 16-7 at home in prime-time games since 2019, a .696 winning percentage that is **No. 7 in the league** over that span. The 16 home wins are **No. 2 in the NFL** over that span.
- Under LaFleur (since 2019), Green Bay is 21-11-1 (.652, **No. 7 in the NFL**) against conference opponents in prime-time games. The 21 conference wins are **tied for No. 1 in the NFL** over that span.
- Since 2019, the Packers rank **No. 4 in the NFL** in scoring offense in prime-time games (26.55).
- Green Bay is plus-10 in turnover margin in prime-time games since 2019, **tied for No. 4 in the NFL**.
- Over his last 16 starts in prime time, QB **Jordan Love** has completed 348 of 540 passes (64.4 pct.) for 4,010 yards and 29 TDs with five INTs for a 100.8 passer rating. Love has posted a 105-plus passer rating in nine of those 16 games.

NOTES AFTER WEEK 11

- Green Bay is 6-4 on the season, a .600 winning percentage that is **tied for No. 6 in the NFC**. The Packers' six wins are **tied for No. 5 in the conference**.
- The Packers are 4-0 on the road in November since 2024, the **best record in the NF**L over the span. Three of four games were decided by one possession, with Green Bay overcoming a fourth-quarter deficit in two.
- The Packers have won each of their last five road contests in the month of November (2023-26), which is tied (1931-32 and 1940-42) for the **second-longest streak in team history** (six straight in 1936-37).
- Dating back to 2023, QB **Jordan Love** has led the Packers to a 10-5 record in the month of November, including wins in four of the last five contests, and posted a 105-plus passer rating in nine of those contests.
- In Week 2, the Packers won in overtime for the fourth time since 2019. Under LaFleur, the Packers are **tied for No. 9 in the NFL** with four OT wins since 2019 and their .643 winning percentage (4-2-1) ranks **No. 7**.
- The win over the Patriots in Week 9 was the **first game in franchise history** with 45-plus points, 475-plus yards, 125-plus rushing yards, zero turnovers and four-plus takeaways. Green Bay was just the third NFL team to hit those marks in a game since 2000, joining New England (vs. Tennessee on Oct. 18, 2009) and Detroit (at Dallas on Oct. 13, 2024).
- Week 9 at New England was also just the **third time in team history** and **first time on the road** that the Packers posted 45-plus points, 475-plus yards and no turnovers in a game (Nov. 16, 2024, vs. Philadelphia; Oct. 18, 1942, vs. Cleveland Rams).
- The 45 points scored at New England in Week 9 were the most New England has ever allowed in a game at Gillette Stadium and the most the Patriots have allowed at home since 45 vs. Buffalo on Nov. 1, 1970.
- Green Bay held its opponents to 20 points or less in five consecutive games this season (Weeks 4-8), its longest single-season streak since a five-game streak in 2022 (Weeks 13, 15-18). Green Bay's 73 points allowed over that span were its fewest given up in a five-game span in a single season since 2021 (58 points in Weeks 6-10).
- The Packers allowed 14 or fewer points in three straight games (Weeks 4-6), their longest single-season streak since a three-game streak in 2016 (Weeks 12-14). Green Bay's 34 points allowed over those three games were its fewest over a three-game span in a single season since giving up 34 points in 2021 (Weeks 8-10).
- Green Bay has 20 takeaways on the season, the most by the Packers through the first 10 games of the season since 2014 (22).
- The Packers recorded multiple takeaways in six straight games (Weeks 4-9), and improved to 45-7 (.863) under LaFleur when forcing multiple turnovers in a game (5-1 this season). Green Bay is **tied for No. 1 in the NFL** with six multiple-takeaway games this season (Pittsburgh and Washington).
- The Packers registered a season-best 22 points off takeaways in Week 9, their sixth straight game posting seven-plus points off takeaways. It was the longest streak by Green Bay (Weeks 4-9) since a seven-game streak in 2009 (Weeks 1-4, 6-8) and is the longest single-season streak in the NFL since Cincinnati had a six-game streak in 2024.
- Green Bay is **No. 1 in the NFL** with 74 takeaway points this season.
- The Packers have posted 20 takeaways this season (**No. 2 in the NFL**), topping their takeaway total from last season (14).
- The Packers are the **only team in the league** this season to have two games with four-plus sacks and four-plus takeaways. Dating back to 2000, that is the second-most games by Green Bay in a season behind only 2002 (three).
- In Week 9, the Packers had a turnover margin of plus-four to improve to 17-0 under LaFleur when posting a turnover margin of plus-three or better in a game.
- Green Bay posted five takeaways in Week 5, its most in a game since Dec. 11, 2016, vs. Seattle (six takeaways).
- In Week 5, the Packers registered a turnover differential of plus-five for the first time since the 2016 contest against Seattle (plus-six) and for only the third time against the Bears since the 1970 merger (Dec. 31, 2006; Oct. 31, 1994).

- The Packers posted a takeaway on four straight possessions in the second half of Week 5 vs. Chicago, their first time doing so in a game since Dec. 18, 2016, vs. Chicago (four straight).
- The Packers defeated the Chicago Bears, 31-7, in Week 5. Green Bay has won 10 of the last 11 games against Chicago at Lambeau Field. Green Bay has now won the first meeting with the Bears in each of the last 13 seasons (2014-26).
- The Packers rank **No. 2 in the NFL** in punt return average (13.1) and **No. 11** in kickoff return average (26.4).
- Green Bay has 10 punt returns of 10-plus yards this season, **tied for No. 6 in the NFL** and the most in a season for the Packers since 2022 (16).
- The Packers rank **No. 3 in the league** in passing yards per game (268.1) and **No. 9** in passing yards per play (7.25) this season.
- The Packers are ranked **among the best in the NFL** in a few explosive offensive categories this season:
  - Plays of 20-plus yards: 47, **No. 2**
  - Completions of 20-plus yards: 43, **No. 1**
  - Explosive completions (16-plus yards): 54, **t-No. 9**
  - Completions of 50-plus yards: 4, **t-No. 4**
- Love has thrown 103 career TD passes, **No. 5 in team history**. QB Lynn Dickey (1976-77, 1979-85) holds the No. 4 spot with 133 TD passes.
- Love ranks in the **top 10 of the NFL** in numerous passing categories this season:
  - 20-plus-yard completions: 43, **No. 1**
  - 25-plus-yard completions: 28, **No. 1**
  - 40-plus-yard completions: 12, **No. 1**
  - 50-plus-yard completions: 4, **t-No. 3**
  - Passing yards: 2,838, **No. 2**
  - Passing TDs: 20, **t-No. 7**
  - Completions: 232, **No. 5**
  - TD percentage: 5.4, **No. 10**
  - Avg. pass length: 9.4, **No. 1**
  - Avg. pass length, completions: 7.26, **No. 4**
  - TD-to-INT ratio: 2.9, **No. 10**
  - 300-yard passing games: 4, **t-No. 2**
- The 28 completions for 25-plus yards by Love this season are the most by a Packer through 10 games dating back to 2000 (QB Aaron Rodgers posted 27 completions in 2015, 2019 and 2020).
- Love's 2,838 passing yards this season are the most by a Green Bay QB through 10 games since Rodgers (2,889) in 2020. Love joins Rodgers (2011 and 2020) and Lynn Dickey (1983) as the **only QBs in team history** to throw for 2,800-plus passing yards and 20-plus TDs in the first 10 games of a season.
- Love threw multiple TD passes in eight of the first 10 games this season (**tied for No. 1 in the NFL**).
- Love is the **only quarterback in the NFL** in 2026 with three games of 350-plus passing yards and multiple passing TDs, and was the first Packers QB with multiple such games within the team's first five games of a season since Rodgers in 2011.
- This season, Love has posted the top-two passer-rating games (min. 15 att.) of his career: 153.2 in Week 9 and 137.5 in Week 5.
- In Week 9 at New England, Love joined Rodgers (vs. Oakland on Oct. 20, 2019) as the **only QBs in team history** to post 370-plus passing yards, three-plus passing TDs, no INTs, a completion percentage of 75-plus and a rushing TD in a game.
- Week 9 was the second time this season that Love had six completions of 25-plus yards (also vs. Chicago in Week 5). **No other quarterback in the NFL** has had one game with six-plus completions of 25-plus yards this season. The last NFL QB to have two such games in a season was Brock Purdy in 2022 (Weeks 8 and 14). Dating back to 1994, Love is the **only Green Bay QB** to have two such games in a single season.
- In Week 8, Love posted **season highs** for completions (30) and TD passes (three). The 30 completions were his third most in a game in his career.
- In Week 5, Love had a career-high four completions of 40-plus yards, joining Favre (four at Oakland on Dec. 22, 2003) as the **only Green Bay QBs** with four completions of 40-plus yards in a game since 2000.
- Love posted a passer rating of 137.5, connecting on 25 of 31 passes (80.6 pct.) for 367 yards and two TDs with no INTs in the Week 5 win over Chicago. He joined Rodgers (Sept. 15, 2013, vs. Washington; Oct. 20, 2019, vs. Oakland) as the **only QBs in team history** to throw for 350-plus yards and multiple TDs with no INTs and a completion percentage of 80-plus in a game.
- In his 50th career start in Week 2 at the Jets, Love recorded his 19th career game with multiple passing touchdowns and zero interceptions. That was the **second-highest total by a quarterback within their first 50 career starts**, ahead of Russell Wilson (18) and trailing only Patrick Mahomes (22).
- Love threw for 387 yards and for 220 yards in two games against Minnesota this season, the most and third most a player has thrown for against the Vikings this season (Buffalo QB Josh Allen, 234). The 387 in Week 1 at Minnesota was the second most he has thrown for in a single game in his career (389 vs. Minnesota, Sept. 29, 2024). Dating back to 1970, it was the most passing yards in a Week 1 game by a Packer, topping the 364 yards by Rodgers at Minnesota in Week 1 of 2020. It was the second-most passing yards by anyone in the NFL in Week 1 this season (New Orleans QB Tyler Shough, 410 yards).
- WRs **Christian Watson** (91.6, **No. 4**) and **Matthew Golden** (85.3, **No. 7**) are **one of two sets of teammates to both rank in the top 10 of the NFL** this season in receiving yards per game (Bengals WRs Ja'Marr Chase and Tee Higgins).
- Watson (17.6, **No. 1**) and Golden (14.7, **No. 9**) are the only set of teammates in the league to both rank in the top 10 this season in yards per reception (min. 35 receptions).
- Watson (52 for 916) and Golden (58 for 853) are the **first Green Bay duo in team history** to both register 50-plus receptions and 850-plus receiving yards through the first 10 games. They are the first NFL tandem to accomplish the feat since Dolphins WRs Tyreek Hill and Jaylen Waddle did so in 2022.

- Watson and Golden each have four 100-yard receiving games in 2026, the first Packers duo to each have four-plus such games in a season since WRs Davante Adams (four) and Jordy Nelson (five) in 2016.
- Watson Is the **first player in team history** to have 50-plus catches, 900-plus receiving yards and an average of 17.5-plus yards per catch in the first 10 games of a season.
- Watson is **tied for No. 4 in the NFL** with seven receiving TDs this season.
- Watson has nine receiving TDs over his last 12 games played (including playoffs).
- Watson has recorded at least one TD reception in four of his last seven games at Lambeau Field (six TD catches in those seven contests).
- Watson has nine 100-yard receiving games in his career, the **most on the Packers since 2022**.
- Watson has registered 17 receptions of 20-plus yards this season, the **most by a Packer** through 10 games dating back to 2000 (WR Randall Cobb, 16 in 2014).
- Golden joins WR Sterling Sharpe (1989) as the **only first-/second-year players in team history** to register 50-plus receptions and 850-plus receiving yards in the first 10 games of a season.
- Golden is **tied for No. 2 in the NFL** with six games of 75-plus receiving yards this season.
- In Week 9, Golden recorded 10 receptions for 164 yards and a TD and Watson registered seven receptions for 171 yards and a TD, becoming the **fifth pair of teammates in NFL history** to each have at least seven receptions for 160 yards and a TD in the same game, joining Hill and Waddle (Sept. 18, 2022), the New York Giants' Victor Cruz and Hakeem Nicks (Sept. 16, 2012), Cincinnati Bengals' T.J. Houshmandzadeh and Chad Johnson (Dec. 5, 2004) and the Los Angeles Rams' Elroy 'Crazy Legs' Hirsch and Tom Fears (Sept. 28, 1951).
- In Week 9, Watson became the first Packer with four receptions of 25-plus yards in a game (since 1994).
- Week 9 saw Golden become the **first rookie/second-year player in team history** to have 10-plus catches, 160-plus receiving yards and a receiving TD in a game.
- In Week 8, Watson posted a team-high 113 yards on a career-best eight catches (14.1 avg.).
- In Week 5, Watson became the first Packer with multiple 40-plus-yard receiving TDs in the same game since Nelson in Week 10 of 2014, also against the Bears.
- Golden posted a team-high 104 yards and a TD on six catches (17.3 avg.) in Week 6, his third straight home game with 100-plus receiving yards, the **longest streak by a Packer** since Adams (four) in 2021.
- Week 8 marked only the third time in team history that the Packers had four different players register six-plus receptions in the same game (Watson, eight; Golden, seven; TE **Tucker Kraft**, six; RB **Josh Jacobs**, six). The previous two instances came on Sept. 17, 2006 (Donald Driver, Ahman Green, Greg Jennings, David Martin) and Dec. 5, 1993 (Edgar Bennett, Mark Clayton, Jackie Harris, Sterling Sharpe).
- WR **J. Michael Sturdivant** posted his first career TD in the NFL on a 32-yard reception in the third quarter of Week 10.
- Kraft ranks in the top 10 among tight ends in receiving TDs (3, **t-No. 7**), yards per reception (10.0, **No. 9**), yards after the catch (200, **No. 9**) and YAC per reception (5.4, **No. 5**) this season.
- Kraft has posted the second-most receptions (37) of his career this season (career-high 50 in 2024).
- Kraft logged 1,901 receiving yards and 18 receiving TDs in his first 50 career games, both the **most by a tight end through 50 games with the Packers**. His 148 receptions tied Jermichael Finley for the most by a tight end through 50 games with Green Bay.
- Jacobs (10,023) eclipsed 10,000 yards from scrimmage for his career. His rushing TD in Week 8 marked No. 75 of his career and he became the **eighth NFL running back** since the 1970 AFL-NFL merger to post 10,000-plus yards from scrimmage and 75-plus rushing TDs in 107 or fewer career games (Derrick Henry, Adrian Peterson, Priest Holmes, Emmitt Smith, Eric Dickerson, Shaun Alexander, LaDainian Tomlinson).
- Jacobs has posted a rushing TD in 12 of his last 13 home games, recording 14 rushing TDs over that span. Week 8 marked the second time in his career that he posted a rushing TD/receiving TD in the same game (at Denver in 2025).
- The Packers are **tied for No. 7 in the league** this season in turnover differential (plus-five).
- Green Bay ranks **No. 2 in the NFL** this season in points-off-turnover margin (plus-45).
- The Packers' defense ranks in the **top 10 of the NFL** this season in:
  - Interceptions: 14, **No. 2**
  - Yards per play: 4.88, **No. 5**
  - Total yards per play: 4.88, **No. 4**
  - Passing yards per game: 210.8, **No. 8**
  - Passing yards per play: 5.92, **No. 4**
  - Interception rate: 3.93, **No. 2**
  - Next Gen Stat QB pressures, 162, **t-No. 2**
  - NGS QB pressure rate: 40.2, **No. 2**
  - Tackles for a loss: 56, **t-No. 7**
  - Havoc plays (TFL, FF, INT, PBU or sack, TruMedia): 131, **No. 4**
  - Havoc rate: 19.8 pct., **No. 6**
  - Rushes for zero or negative yards: 56, **t-No. 9**
  - Avg. gain per tackle: 4.55, **No. 7**
  - Opp. passer rating: 79.0, **No. 5**
  - Opp. yards per pass attempt: 6.4, **No. 8**
  - Yards per completion: 10.2, **No. 5**
  - Pass-TD-to-INT ratio: 1.1, **No. 4**
- Green Bay posted a season-high six sacks in Week 8, with six different players finishing with one sack each. It was the most sacks by any team in a prime-time game this season and the most by the Packers since they posted six sacks in Week 7 last season.
- The Packers were credited with 24 QB pressures in Week 2 at the N.Y. Jets, **tied for the second most in a game** under LaFleur (since 2019) behind only the 26 at Arizona on Oct. 19, 2025. According to Next Gen Stats, Green Bay had 13 defenders generate at least one pressure in Week 2.

- In Week 8, LB **Ty'Ron Hopper** became the **first Green Bay linebacker** (since 2000) to post three-plus passes defensed, a sack and an INT in a game and the first Packer to accomplish the feat since CB Charles Woodson did so at Detroit on Nov. 26, 2009.
- EDGE **Lukas Van Ness** leads the Packers with six sacks, 13 QB hits and 36 NGS QB pressures this season.
- Van Ness posted career highs for tackles (nine), sacks (1.5), tackles for a loss (three), NGS QB pressures (nine) and QB hits (four) in Week 2. Van Ness joined Chargers LB Khalil Mack (Oct. 1, 2023) as the **only NFL players** to hit all of those marks in a single game dating back to 2016.
- DT **Karl Brooks** posted a sack in two consecutive games (Weeks 9-10) for the first time in his career, totaling three sacks in the two contests.
- DT **Devonte Wyatt** matched his career high (two other times) with two sacks in Week 5 while adding a forced fumble.
- EDGE **Dani Dennis-Sutton** ranks **No. 10 in the NFL and No. 3 among rookies** with a team-best 18.4 percent NGS pressure rate. Dennis-Sutton is **No. 2 among rookies** in QB pressures (30). His 30 pressures are the most by a Packer rookie in a season dating back to 2016.
- Dennis-Sutton (three) is **No. 6 among rookies** in sacks this season and CB **Brandon Cisse** (1.5) is **tied for No. 13** but is **No. 1 among rookie CBs**.
- Cisse (13) is **No. 4 among rookies** in havoc plays (TFL, FF, INT, PBU or sack) this season and Dennis-Sutton is **tied for No. 8** (10).
- Cisse leads the Packers and is **No. 2 among rookies** with nine passes defensed this season. He has posted at least one pass defensed in five of the last six games (Weeks 5-9), including multiple passes defensed in three contests (Weeks 6-8).
- In Week 5, Dennis-Sutton became the first Green Bay rookie to post a sack, multiple tackles for a loss (two) and a fumble recovery in a game (dating back to 1999).
- S **Javon Bullard** is **No. 5 among defensive backs** this season with 16 havoc plays (TFL, FF, INT, PBU or sack), CB **Keisean Nixon** (15) is **tied for No. 6** and and Cisse (13) is **tied for No. 11,** according to TruMedia. Green Bay is the **only team** to have multiple DBs in the top 10 (Tampa Bay, two).
- Bullard is **tied for No. 3 among defensive backs** this season with six tackles for a loss and Nixon is **tied for No. 7** with five TFLs.
- Bullard ranks **No. 3 among defensive backs** this season with a 3.4 percent havoc rate (min. 150 defensive snaps).
- S **Xavier McKinney** ranks **No. 1 in the NFL** this season with six interceptions.
- McKinney (2024, 2026) is **one of only four NFL players** to register six-plus INTs in the first 10 games of two different seasons since 2000, joining Delta O'Neal (2001, 2005), Ed Reed (2003-04) and Darren Sharper (2000, 2009).
- Dating back to 2000, McKinney joins Woodson as Packers with the **most interceptions over an eight-game span**:

Woodson	6	Nov. 12-Dec. 31, 2006
McKinney	6	Sept. 6-Oct. 27, 2024
McKinney	6	Sept. 24-Nov. 15, 2026

- McKinney recorded his sixth interception of the season in Week 10, **tied for the most by a Packer** through 10 games (since 2000) with his own mark of six in 2024 and Sharper's mark of six in 2000. It is tied for the second most by a Packer through 10 games since the 1970 AFL-NFL merger behind only CB Willie Buchanon's eight in 1978.
- McKinney recorded two INTs in Weeks 5 and 9, giving him five multi-interception games in his career. McKinney was the **first Packer** to have two multi-INT games in the first nine games of a season since Woodson in 2011. McKinney is the **only player in the NFL this season** with two multi-INT games.
- McKinney has posted 16 INTs since joining Green Bay in 2024, **tied for the fourth most by a player** in his first three seasons with the franchise (Bobby Dillon, 20; Woodson, 19; Irv Comp, 18). Dating back to 2024, McKinney ranks **No. 1 in the NFL** in interceptions.
- McKinney has four consecutive multiple-interception seasons and five overall for his career. His five multiple-INT seasons are **tied for the most in the league** since 2021. McKinney and Byron Murphy Jr. are the only NFL players with multiple INTs in each of the last four seasons (2023-26).
- S **Evan Williams** is **tied for No. 8 in the NFL** in interceptions (three), **tied for No. 6 in the NFL** in solo tackles (49), and is **No. 4 among NFL DBs** in NGS QB pressures (10) and **tied for No. 3 among NFL DBs** in QB hits (four) this season.
- In Week 4, Williams became the first Packer to register seven-plus tackles (seven), a sack (one), an interception (one) and multiple passes defensed (two) in a game since S Morgan Burnett on Sept. 18, 2011, at Carolina. Williams and Panthers LB Devin Lloyd (at Atlanta, Sept. 20) are the only NFL players to hit those marks in a game this season.
- P **Daniel Whelan** is one of **three punters in the NFL** (NYG Jordan Stout / CLE Corey Bojorquez) to rank in the top 10 in the league in gross punting average (49.5, **t-No. 5**), net punting average (43.6, **t-No. 6**) and punts inside the 20 (16, **t-No. 10**).
- Whelan averaged 55.3 yards on four punts in Week 5, the **third-best single-game mark** (min. four punts) in team history behind only his own 56.8-yard average vs. Houston on Oct. 20, 2024, and Roy McKay's 61.6-yard average vs. the Chicago Cardinals on Oct. 28, 1945.
- Whelan posted a career-long 75-yard punt in the second quarter of Week 5, **tied for the fifth-longest punt in franchise history**.
- Whelan has posted an average of 50.0-plus yards per punt in seven of 10 games this season.
- Whelan has placed multiple punts inside the 20-yard line in six contests this season, **matching his career high** (2024).

THE DOPE ON THIS WEEK'S OPPONENT:

Packers at Rams:

All-time, regular season: 49-46-2
All-time, postseason: 2-1 (0-1 at Rams)
All-time, at Rams (regular season): 18-27-2 (8-25-1 in Los Angeles)
Streaks: Green Bay has won the last five games played against the Rams, including playoffs.
Last meeting, regular season: Oct. 6, 2024, SoFi Stadium, Packers won, 24-19

COACHES CAPSULES

Matt LaFleur: 82-44-1, .650; (3-6 postseason); 8th NFL season
Sean McVay: 98-61, .616; (10-6 postseason); 10th NFL season
Head to Head: LaFleur 5-0 vs. McVay
vs. Opponent: LaFleur 5-0 vs. Rams; McVay 1-5 vs. Packers

MATT LaFLEUR…In his eighth season as the Packers' 15th head coach.

- Is in his 18th season in the NFL in 2026, having served as an offensive coordinator for two seasons (Los Angeles Rams, 2017; Tennessee Titans, 2018), a QBs coach for six seasons (Washington Redskins, 2010-13; Atlanta Falcons, 2015-16) and an offensive assistant for two seasons (Houston Texans, 2008-09).
- In his first seven seasons leading the Packers, has authored one of the finest starts to a head-coaching career in NFL history. Per the Elias Sports Bureau, his 76 regular-season wins are tied with Paul Brown for the second most in league history by a head coach in his first seven seasons in the NFL, trailing only George Seifert (86 in 1989-95). Green Bay's 76-40-1 (.654) regular-season record since 2019 ranks No. 1 in the NFC and No. 3 in the NFL over that span.
- In his first three seasons in Green Bay (2019-21), became the first head coach in NFL history to post 13-plus wins in three straight years. His 39 victories over that span passed Seifert (38 in 1989-91) for the most wins by an NFL head coach in his first three seasons in the league and are also tied for the fourth most by a coach over any three-season span in league history (Mike Ditka, 40 from 1985-87; Andy Reid, 40 from 2020-22 and 2022-24).
- Led the Packers to six playoff berths in seven seasons (tied for No. 2 in the NFL over that span), tied with Vince Lombardi and Mike Holmgren for the most playoff appearances by a Green Bay head coach in his first seven seasons.
- In his first season leading the Packers in 2019, became the first coach in club history to guide the team to the playoffs in his debut season. Also led the largest one-year win improvement in team history (plus-seven wins).

SEAN McVAY…In his 10th season as the Rams' 23rd head coach.

- Spent seven years (2010-2016) in various roles with the Washington Redskins, including his final three as offensive coordinator (2014-16) prior to being named head coach of the Rams.
- Has led the Rams to seven playoff berths and two Super Bowl appearances in his first nine seasons, winning Super Bowl LVI at SoFi Stadium.
- Became the youngest head coach in NFL history to lead his team to a Super Bowl (2018) at the age of 33 and also to win a Super Bowl (2021) at the age of 36.
- In 2025, helped the offense finish the regular season ranked first in yards per game (394.6), yards per play (6.2), passing yards per game (268.1), first downs per game (23.3) and offensive points scored per game (29.6).
- Named *Associated Press* Coach of Year following his first season in Los Angeles, and is the youngest coach to ever win the award.

THE PACKERS-RAMS SERIES

- The first meeting between these two franchises came in 1937 when the Rams were located in Cleveland, and Green Bay went on to post a 12-1-1 record through the first 14 meetings between the teams.
- The Packers and the Rams have met three times in the postseason with Green Bay holding a 2-1 record. The most recent postseason meeting was when the Packers defeated the Rams, 32-18, in the 2020 NFC Divisional Playoff game.
- Green Bay has won nine of the last 10 regular-season games played, scoring 20-plus points in each contest and averaging 25.9 points per game against the Rams over that span.

LAST MEETING, REGULAR SEASON

Oct. 6, 2024, SoFi Stadium, Packers won, 24-19

- Packers QB Jordan Love completed 15 of 26 passes for 224 yards and two TDs with one INT.
- Packers RB Josh Jacobs rushed for 73 yards on 19 carries (3.8 avg.), posting his first rushing TD in a Green Bay uniform.
- Packers TE Tucker Kraft recorded a season-high 88 receiving yards and a career-best two TDs on four catches (22.0 avg.). He scored on a 66-yard catch in the third quarter, tied for the third-longest TD catch by a Green Bay TE in the Super Bowl era behind only Paul Coffman's 78-yarder (Oct. 28, 1979) and Tom Crabtree's 72-yarder (Nov. 4, 2012).
- Rams QB Matthew Stafford connected on 29 of 45 passes for 260 yards and one TD with one INT.

NOTABLE CONNECTIONS

Packers players and staff from California: Defensive quality control coach Jamael Lett was born in Fairfield, Calif. …Offensive assistant Jeremiah Kolone attended Fallbrook Union High School in Fallbrook, Calif. …G Aaron Banks was born in Berkeley, Calif., and attended El Cerrito (Calif.) High School…RB Chris Brooks was born in Oceanside, Calif., and attended El Camino High School (Oceanside, Calif.)…QB Jordan Love was born in Bakersfield, Calif., and attended Liberty High School (Bakersfield, Calif.)…CB Keisean Nixon was born in Long Beach, Calif., and attended Bishop Mora Salesian High School in Los Angeles…S Kitan Oladapo was born in West Covina, Calif. …LS Matt Orzech was born in San Diego, Calif., and attended Paloma Valley High School in Menifee, Calif. …TE Mark Redman was born in Newport Beach, Calif., and attended Corona del Mar High School (Newport Beach, Calif.)…C/G Sean Rhyan was born in Laguna Hills, Calif., and attended San Juan High School in San Juan Capistrano, Calif. …P Daniel Whelan moved to California when he was 13 years old, and attended Rancho Mirage (Calif.) High School….S Evan Williams was born in Los Gatos, Calif., and attended St. Francis High School in Mountain View, Calif. …National scout Luke Benuska was born in Pasadena, Calif., and attended San Marino (Calif.) High School…College scout Sean Linton is from San Diego, Calif., and attended Helix High School in La Mesa, Calif. …**Packers players and staff who played college football in California:** Kolone played at San Jose State from 2013-17…Brooks (2018-21) and WR J. Michael Sturdivant (2021-22) played at the University of California, Berkeley…RB MarShawn Lloyd played at Southern California in 2023…Orzech played at

Azusa Pacific from 2013-18…Assistant special teams coach Cory Harkey (2008-11), Rhyan (2019-21) and Sturdivant (2023-24) played at UCLA…Whelan played at the University of California, Davis from 2017-21…Williams played at Fresno State from 2019-22…Linton played both wide receiver and cornerback at San Jose State (2010-14)…**Packers coaches who have coached in California:** Harkey served as the TEs coach/special teams coordinator at Azusa Pacific from 2019-20…Offensive coordinator Adam Stenavich was the OL coach at San Jose State from 2015-16…DL coach Vince Oghobaase served in the same role at UCLA from 2018-19… **Rams with connections to Wisconsin:** OLB Darryl Peterson III played at the University of Wisconsin from 2021-25… **Former Rams:** Head coach Matt LaFleur was the offensive coordinator for the Rams in 2017…Defensive coordinator Jonathan Gannon spent three seasons (2009-11) with the St. Louis Rams as a scout…RBs coach Ben Sirmans was the RBs coach for the Rams for four seasons (2012-15)…Harkey played tight end for the Rams from 2012-16…Kolone spent time with the Rams on the active roster and practice squad from 2018-22…Orzech played for the Rams from 2021-22… Redman spent his rookie season on the Rams' practice squad in 2025 and spent training camp and the offseason with the Rams in 2026…**Former Packers:** ILBs coach Greg Williams spent one season with the Packers as the defensive pass game coordinator in 2023…K Brandon McManus played for the Packers from 2024-25…**Notable NFL connections:** LaFleur was the QBs coach with the Washington Redskins when Rams head coach Sean McVay was an offensive assistant (2010) and the TEs coach (2011-13)…Oghobaase played with the Commanders when McVay coached there in 2010… LaFleur was the offensive coordinator with the Tennessee Titans when Rams OL David Quessenberry played there in 2018…Orzech and Packers TE Jonnu Smith were teammates with Quessenberry in Tennessee in 2020…Rams special teams coordinator Bubba Ventrone held the same position with the Indianapolis Colts when Gannon was the DBs/CBs coach and Packers LB Zaire Franklin played there from 2018-20…Franklin and Rams ILB Grant Stuard were teammates with the Colts for three seasons (2022-24)…Gannon was the defensive coordinator with the Philadelphia Eagles when Rams senior offensive assistant Brian Johnson was the QBs coach from 2021-22…Gannon and Rams associate coordinator/QBs coach Dave Ragone were on the same coaching staff with the Tennessee Titans from 2012-13…Packers special teams coordinator Cam Achord was on the New England Patriots' coaching staff when Rams LS Joe Cardona and OL Bill Murray played there from 2020-23…Smith was teammates with Murray and Cardona with the Patriots in 2022… Lett was a defensive coaching assistant with the Patriots when Rams pass rush coordinator Drew Wilkins was the OLBs coach in 2024…Packers OLBs/run game coordinator/assistant head coach - defense DeMarcus Covington was a coaching assistant with the Patriots when Ventrone was the assistant special teams coach in 2017…Packers passing game coordinator Jason Vrable was an assistant QBs coach/interim RBs coach with the Buffalo Bills when Rams assistant OL coach Zak Kromer was a coaching assistant in 2016…Packers QB Tyrod Taylor and Rams assistant WRs coach Robert Woods were teammates with the Bills from 2015-16… Harkey and Packers secondary coach/pass game coordinator Bobby Babich were on the Bills' coaching staff when Rams OL coach Ryan Wendell was the assistant OL coach and Quessenberry played there in 2022…Packers TEs coach John Dunn was on the Chicago Bears' coaching staff when Ragone was the QBs coach with the Bears from 2016-17… Packers QBs/assistant head coach - offense Luke Getsy was the offensive coordinator with the Bears when Murray played there in 2023…Ventrone was the assistant head coach/special teams coordinator with the Cleveland Browns when Packers offensive quality control coach T.C. McCartney was the TEs coach in 2023…Rams OLB Myles Garrett crossed paths with Packers G Kevin Zeitler (2017-18), Taylor (2018) and McCartney (2020-23) with the Browns…Rams WRs coach Rob Calabrese was the offensive quality control coach with the Denver Broncos when McCartney was the QBs coach in 2019…Rams pass game coordinator/DBs coach Jimmy Lake was the DBs coach with the Detroit Lions when Packers CBs coach Daniel Bullocks played there in 2008… Bullocks and Rams QB Matthew Stafford were teammates with the Lions in 2009…Bullocks was the assistant DBs coach with the Jacksonville Jaguars when Rams game management coordinator/assistant TEs coach Dan Shamash was the defensive quality control coach with the Jaguars in 2016… Greg Williams was the CBs coach and Rams assistant head coach Kliff Kingsbury was the head coach with the Arizona Cardinals when Packers assistant WRs coach Rob Grosso was the defensive quality control coach for four seasons (2019-22)…Stafford and Packers G Laken Tomlinson were teammates with the Lions from 2015-16…Ragone was the offensive coordinator with the Atlanta Falcons when Smith played there in 2023…Smith and Rams ILB Nate Landman were teammates with the Falcons in 2023…Wilkins was the OLBs coach with the N.Y. Giants when Packers S Xavier McKinney and DT Jordon Riley played there in 2023…Rams run game coordinator/DL coach Giff Smith was on the Los Angeles Chargers' coaching staff when Packers LB Nick Niemann played there from 2021-23…Calabrese was the QBs coach with the N.Y. Jets when Tomlinson and Packers G Mekhi Becton Sr. played there from 2022-23…Rams TEs coach Scott Huff was the OL coach with the Seattle Seahawks when Tomlinson played there in 2024…Wilkins worked in various roles with the Baltimore Ravens when he crossed paths with Packers LB Kristian Welch (2020-21), Zeitler (2021-23), Taylor (2011-14) and Orzech (2019 offseason) during their time with the Ravens…Packers CB Kamal Hadden spent the 2024 offseason with the Kansas City Chiefs when he crossed paths with Rams CB Trent McDuffie… McDuffie and Packers WR Skyy Moore were teammates with the Chiefs for three seasons (2022-24)…Shamash was an offensive assistant with the Chargers when Taylor played there from 2019-20…Rams S Kam Curl and CB Emmanuel Forbes Jr. were teammates with Packers CB Benjamin St-Juste with the Commanders in 2023…**Notable college connections:** Gannon and Ragone were teammates at Louisville in 2002…Packers OL coach Luke Butkus served in the same role at Illinois when Rams offensive coordinator Nathan Scheelhaase played quarterback there in 2012… Scheelhaase was an offensive analyst at Illinois when Butkus was an OL coach from 2016-17…Packers WRs coach Noah Pauley was the WRs coach at Iowa State when Scheelhaase was the offensive coordinator/QBs coach there in 2023… Oghobaase served in the same role at UCLA when Rams S Quentin Lake played there from 2018-19…Packers assistant OL coach Eddie Gordon was on Georgia's coaching staff when Rams QB Stetson Bennett IV and OL Warren McClendon Jr. played there from 2019-22…Kingsbury was the senior offensive assistant at Southern California when Lloyd played there in 2023…Huff and Jimmy Lake were on Washington's coaching staff when Redman played there from 2020-21…Love and Rams CB Cam Lampkin were teammates at Utah State in 2019…Banks and Rams RB Kyren Williams were teammates at Notre Dame from 2019-20… Packers G/T Anthony Belton was teammates with Rams OL Dylan McMahon at N.C. State from 2021-23…Packers WR Savion Williams was teammates with Rams OL Steve Avila at TCU for three seasons (2020-22)…Packers DT Anthony Campbell and Rams S Kamren Kinchens played together at Miami (Fla.) in 2023…Becton and Rams WR Tutu Atwell were teammates at Louisville from 2018-19…Rams S Jaylen McCollough and OLB Byron Young were teammates with Hadden at Tennessee for two seasons (2021-22)…Oladapo and Rams ILB Omar Speights played together at Oregon State for four seasons (2019-22)…**Other notable connections:** Gannon and Ragone were teammates at St. Ignatius High School in Cleveland, Ohio.

A LOOK AT THE SCHEDULE

The Green Bay Packers' 2026 NFL schedule will feature nine home games and eight road contests and is highlighted by six prime-time contests (subject to flexible scheduling).

- Of the 17 games on the schedule, seven will be against teams that made the playoffs last season, including four versus division champions.
- The Packers opened the season on the road for the seventh time in the last eight seasons when they traveled a state over to take on the Minnesota Vikings. It was the fourth time in the last five years that Green Bay opened the season against a division foe. It is the third time in team history that the Packers open the season at Minnesota (2020 and 2022).
- The Packers followed it up with a trip out east to take on the New York Jets in Week 2.
- Week 3 had a short turnaround as the Packers welcomed the Atlanta Falcons to Lambeau Field for a Thursday night matchup.
- Green Bay returned to the road in Week 4 when it traveled to take on the Tampa Bay Buccaneers.
- A home game against the Chicago Bears in Week 5 started a run of three home games in four weeks and four matchups against NFC opponents.
- The Dallas Cowboys visited on Sunday night in Week 6.
- The Packers then traveled across the lake to face the Detroit Lions before a short turnaround as Green Bay hosted the Carolina Panthers on a Thursday night in Week 8.
- Green Bay made another run out east to take on the AFC champs from last season in the Patriots, the first visit to New England since 2018, which was also a Week 9 contest.
- The Packers welcomed the Vikings at Lambeau Field before a Week 11 bye.
- In Week 12, Green Bay goes west to Los Angeles to face the Rams on Thanksgiving Eve.
- The Packers finish the second of two back-to-back road stretches with a trip to face the Saints in New Orleans in Week 13.
- The regular season finishes with four of the final five contests at home.
- Week 14 is a prime-time matchup at home against the Buffalo Bills on Sunday Night Football.
- The Packers finish their AFC East slate by hosting the Miami Dolphins the next week.
- The final regular-season road game will take place in Chicago on Christmas against the Bears, marking the third Christmas meeting between the Packers and Bears (2005, 2011) and the first at Soldier Field.
- The Houston Texans come to Lambeau Field for a matchup on *Monday Night Football* in Week 17.
- The regular-season finale will be at home against the Detroit Lions on a day and time to be determined. It is the fourth time under Head Coach Matt LaFleur that Green Bay will end the season against Detroit (2019, 2021-22).

A CLOSER LOOK AT THE 2026 OPPONENTS:

Home Games	'25 Record	Last Overall Meeting/Result	Last Lambeau Field Meeting/Result
Falcons	8-9	9/17/23, L, 25-24	10/5/20, W, 30-16
Bears	11-6	+1/10/26, L, 31-27	12/7/25, W, 28-21
Cowboys	7-9-1	9/28/25, T, 40-40 (OT)	11/13/22, W, 31-28 (OT)
Panthers	8-9	11/2/25, L, 16-13	11/2/25, L, 16-13
Vikings	9-8	1/4/26, L, 16-3	11/23/25, W, 23-6
Bills	12-5	10/30/22, L, 27-17	9/30/18, W, 22-0
Dolphins	7-10	11/28/24, W, 30-17	11/28/24, W, 30-17
Texans	12-5	10/20/24, W, 24-22	10/20/24, W, 24-22
Lions	9-8	11/27/25, W, 31-24	9/7/25, W, 27-13
Totals	83-69-1	(.546)	

Road Games	'25 Record	Last Overall Meeting/Result	Last Meeting at Site/Result
Vikings	9-8	1/4/26, L, 16-3	1/4/26, L, 16-3
Jets	3-14	10/16/22, L, 27-10	12/23/18, W, 44-38 (OT)
Buccaneers	8-9	12/17/23, L, 38-28	9/25/22, W, 14-12
Lions	9-8	11/27/25, W, 31-24	11/27/25, W, 31-24
Patriots	14-3	10/2/22, W, 27-24 (OT)	11/4/18, L, 31-17
Rams	12-5	10/6/24, W, 24-19	10/6/24, W, 24-19
Saints	6-11	12/23/24, W, 34-0	9/27/20, W, 37-30
Bears	11-6	+1/10/26, L, 31-27	+1/10/26, L, 31-27
Totals	72-64	(.529)	
Overall	155-133-1	(.538)	

+ – NFC Wild Card Playoff
^ – NFC Divisional Playoff
* – NFC Championship

REPLAY CHALLENGES - REGULAR SEASON

Packers

Season	Challenges Used	Challenges Overturned
2026	2	1
2025	10	6
2024	7	1
2023	7	2
2022	6	4
2021	7	3
2020	3	2
2019	8	4
2018	3	1
2017	3	2
2016	5	3
2015	5	4
2014	3	0
2013	5	2
2012	8	5
2011	9	5
2010	6	3
2009	14	5
2008	7	4
2007	11	5
2006	4	2
2005	7	1

Opponent

Season	Challenges Used	Challenges Overturned
2026	5	2
2025	3	1
2024	5	3
2023	6	3
2022	4	3
2021	5	3
2020	7	5
2019	9	3
2018	4	4
2017	8	6
2016	4	2
2015	4	1
2014	5	3
2013	5	4
2012	4	2
2011	7	3
2010	11	3
2009	8	2
2008	8	1
2007	5	0
2006	11	4
2005	6	0

REPLAY CHALLENGES - POSTSEASON

Packers

Season	Challenge Used	Challenge Overturned
2025	1	1
2024	0	0
2023	2	1
2021	0	0
2020	1	1
2019	2	1
2016	0	0
2015	2	0
2014	1	1
2013	0	0
2012	1	1
2011	1	1
2010	2	1
2009	0	0
2007	2	1

Opponent

Season	Challenge Used	Challenge Overturned
2025	0	0
2024	0	0
2023	0	0
2021	0	0
2020	0	0
2019	0	0
2016	1	1
2015	1	1
2014	0	0
2013	0	0
2012	0	0
2011	1	0
2010	1	1
2009	0	0
2007	0	0

IN SEASON AWARDS

- QB **Jordan Love** earned **FedEx Air & Ground NFL Player of the Week** honors three times this season (Weeks 5, 8 and 9) via a fan vote. By winning the FedEx Air & Ground NFL Player of the Week Award, FedEx proudly offered three $2,000 donations in Love's name to Feeding America for a local food bank in Green Bay.
- S **Evan Williams** was named the **NFC Defensive Player of the Month** for October after becoming the third safety since 2000 to record 40-plus tackles and three takeaways in a single month, joining Rodney Harrison (October 2003 with New England) and George Wilson (October 2011 with Buffalo). This was Williams' first Defensive Player of the Month award. He is the third Packers safety to earn the award, joining Atari Bigby (December 2007) and Xavier McKinney (October 2024).
- CB **Brandon Cisse** was named the **NFL Defensive Rookie of the Month for October** after his seven passes defensed led all rookies and he was one of three rookies, and the only defensive back, to record 20-plus tackles and an interception in October. Cisse became the third Packers cornerback to win a Defensive Rookie of the Month award, joining Casey Hayward (October 2012) and Damarious Randall (November 2015).

NFL SALUTE TO SERVICE AWARD

The Green Bay Packers nominated DL **Lukas Van Ness** as their 2026 Salute to Service Award nominee. Each year, the award recognizes NFL players, coaches, staff and alumni who have demonstrated a commitment to honoring and supporting military and veteran communities. Growing up with several family members who served in the military, including his grandfather who earned the rank of Lieutenant Colonel in the U.S. Army during his 27-year career, the importance of honoring and thanking service members was instilled in Van Ness at a young age. Van Ness began to make an impact on the military community soon after the Packers selected him in the first round of the 2023 NFL Draft. During his rookie season, he connected with local veterans through a "Huddle for Heroes" event, answering questions and spending time with the veterans to personally thank them for their service. He also wrote letters to be sent to active-duty military members to encourage and empower them while on deployment. During the Packers' 2026 military appreciation initiatives, Van Ness will assist a family grieving the loss of a loved one who served. He will join them to assemble and paint a flag to honor their fallen soldier. Fans have an opportunity to vote and help determine the award's three finalists. To cast your vote for Van Ness, visit NFL.com/SaluteFanVote. From now until November 30, fans can submit one vote per day. Finalists of the award will be announced in January

PACKERS DIGITAL

Media and fans can visit www.packers.com and follow the @packers on social media (Instagram, TikTok, Facebook, X, Snapchat, Threads, YouTube) for the most up-to-date information throughout the regular season.

- Additional social accounts support Lambeau Field (@LambeauField on Instagram, Facebook and X), the Packers' Community Outreach efforts (@PackersOutreach on Instagram, Facebook and X), and the organization's global marketing initiatives in Germany (@packers.de on Instagram).
- Fun 'off-the field' videos will be shared to give fans a closer look at the personalities on this year's team.
- On-demand video clips of all general manager, coach and player interviews will be available on the website and apps.
- Video conferences will be live streamed on packers.com, the Packers' mobile app, CTV app (Apple TV, Roku, Amazon Fire TV), Facebook, X and YouTube.
- Daily written stories covering the team will be available on the website.
- 'Packers Unscripted' is posted twice a week as a video and podcast, featuring hosts Wes Hodkiewicz and Mike Spofford.

CONSECUTIVE-SELLOUT STREAK

Due to health-and-safety concerns, the Packers made the decision to first not have fans at home games and then to sell a limited number tickets to a few home games in 2020 due to the pandemic, which put a pause to the franchise's sellout streak. The Packers were happy to welcome back full crowds for the 2021 season and after Week 10 against the Minnesota Vikings this season, the sellout streak moved to 395 regular-season games at Lambeau Field (not including replacement games).

- The league's longest-tenured stadium, Lambeau Field is hosting its 69th season of football in 2026. For the victory over Seattle in the Divisional round of the 2019 playoffs, 78,998 Packers fans filled Lambeau Field for the second-highest paid attendance in stadium history (79,704 in the Divisional round of the 2014 playoffs versus Dallas).
- Across American professional sports, only Boston's Fenway Park (1912) and Chicago's Wrigley Field (1914) have longer tenures.

PRONUNCIATION GUIDE

PLAYERS

Zach Bako-Bewele	bah-koe bee-well-ay
Mekhi Becton Sr.	meh-KAI
Jager Burton	jagger
Brandon Cisse	SEE-say
Dani Dennis-Sutton	duh-NYE
Zaire Franklin	ZYE-air
Kamal Hadden	kuh-MALL
Javon Hargrave	JAY-von
Domani Jackson	duh-MONN-ee
Nyjalik Kelly	nye-juh-leek
Xavier McKinney	ZAY-vier
Haggai Ndubuisi	huh-GUY N-do-BUI-si
Isaiah Neyor	NAY-er
Nick Niemann	NEE-min
Keisean Nixon	KEY-shawn
Kitan Oladapo	kuh-TAWN oh-luh-DAPP-oh
Matt Orzech	OR-zick
Jonnu Smith	JAH-new
Mazi Smith	MAH-zee
Barryn Sorrell	BAIR-in sore-ELL
Benjamin St-Juste	saint-JUICE
J. Michael Sturdivant	sturr-duh-vant
Tyrod Taylor	TIE-rod
Laken Tomlinson	LAY-lin
Carrington Valentine	CAIR-ing-ton
Daniel Whelan	WEE-lan
Josh Whyle	WHY-lee
Savion Williams	SAY-vee-on
Thomas Yassmin	YAZ-min
Kevin Zeitler	ZITE-ler

COACHES/FRONT OFFICE

Cam Achord	AY-cord
Bobby Babich	BAB-itch
Scott Fuchs	rhymes with "books"
Rob Grosso	GROW-so
Brian Gutekunst	GOO-tuh-kunst
Jeremiah Kolone	kuh-LOW-nay
Matt LaFleur	la-flew-er
Jamael Lett	juh-MALL
Vince Oghobaase	oh-guh-BAH-see
Sam Siefkes	SEEF-kiss
Adam Stenavich	STEN-uh-vitch

ROSTER/ALPHABETICAL

NO.	NAME	POS	HT	WT	DOB	EXP	COLLEGE	HOMETOWN	HOW ACQ
Active (52)									
65	Banks, Aaron	G	6-5	325	9/3/1997	6	Notre Dame	El Cerrito, Calif.	UFA (SF)-25
74	Becton Sr., Mekhi	G	6-7	357	4/18/1999	7	Louisville	Highland Springs, Va.	FA-26
71	Belton, Anthony	G/T	6-6	336	2/23/2001	2	North Carolina State	Tallahassee, Fla.	D2-25
30	Brooks, Chris	RB	6-1	219	1/11/2000	4	Brigham Young	Oceanside, Calif.	FA-24
94	Brooks, Karl	DT	6-3	296	5/8/2000	4	Bowling Green	Lansing, Mich.	D6a-23
7	Bullard, Javon	S	5-10	198	9/5/2002	3	Georgia	Milledgeville, Ga.	D2b-24
52	Burton, Jager	C/G	6-4	312	8/24/2002	R	Kentucky	Lexington, Ky.	D5-26
93	Campbell, Anthony	DT	6-6	307	9/9/2000	1	Miami (Fla.)	Bartow, Fla.	FA-25
2	Cisse, Brandon	CB	6-0	189	7/3/2005	R	South Carolina	Sumter, S.C.	D2-26
57	Cox Jr., Brenton	EDGE	6-4	250	1/30/2000	4	Florida	Stockbridge, Ga.	FA-23
51	Dennis-Sutton, Dani	EDGE	6-6	256	12/23/2003	R	Penn State	Owings Mills, Md.	D4-26
44	Franklin, Zaire	LB	6-0	235	7/2/1996	9	Syracuse	Wyndmoor, Pa.	T-26 (Ind.)
79	Glover, Travis	G/T	6-6	317	8/17/2000	3	Georgia State	Vienna, Ga.	D6-24
0	Golden, Matthew	WR	5-11	191	8/1/2003	2	Texas	Klein, Texas	D1-25
36	Hadden, Kamal	CB	6-1	192	1/17/2001	2	Tennessee	River Rouge, Mich.	FA-24
59	Hopper, Ty'Ron	LB	6-2	228	4/26/2001	3	Missouri	Roswell, Ga.	D3b-24
8	Jacobs, Josh	RB	5-10	223	2/11/1998	8	Alabama	Tulsa, Okla.	UFA (LV)-24
67	Jennings, Donovan	G/T	6-4	323	11/24/1999	2	South Florida	Tampa, Fla.	FA-24
26	Johnson, Kaleb	RB	6-1	224	8/14/2003	2	Iowa	Hamilton, Ohio	T-26 (Pitt.)
85	Kraft, Tucker	TE	6-5	259	11/3/2000	4	South Dakota State	Timber Lake, S.D.	D3-23
32	Lloyd, MarShawn	RB	5-9	220	1/5/2001	3	Southern California	Hyattsville, Md.	D3a-24
10	Love, Jordan	QB	6-4	219	11/2/1998	7	Utah State	Bakersfield, Calif.	D1-20
55	McClellan, Chris	DT	6-4	313	10/17/2003	R	Missouri	Owasso, Okla.	D3-26
58	McDuffie, Isaiah	LB	6-1	227	7/21/1999	6	Boston College	Buffalo, N.Y.	D6b-21
29	McKinney, Xavier	S	6-0	201	8/9/1999	7	Alabama	Roswell, Ga.	UFA (NYG)-24
16	Melton, Bo	WR	5-11	189	5/18/1999	3	Rutgers	Egg Harbor City, N.J.	FA-22 (PS-Sea.)
23	Moore, Skyy	WR	5-10	195	9/10/2000	5	Western Michigan	Pittsburgh, Pa.	UFA (SF)-26
77	Morgan, Jordan	T/G	6-5	311	8/4/2001	3	Arizona	Tucson, Ariz.	D1-24
31	Niemann, Nick	LB	6-3	234	12/2/1997	6	Iowa	Sycamore, Ill.	FA-25
25	Nixon, Keisean	CB	5-10	200	6/22/1997	8	South Carolina	Los Angeles, Calif.	FA-22
27	Oladapo, Kitan	S	6-2	216	10/10/2000	3	Oregon State	Portland, Ore.	D5b-24
42	Orzech, Matt	LS	6-3	245	4/12/1995	7	Azusa Pacific	Menifee, Calif.	UFA (LAR)-23
86	Redman, Mark	TE	6-5	258	1/20/2002	1	Louisville	Newport Beach, Calif.	T-26 (LAR)
75	Rhyan, Sean	C/G	6-5	321	9/15/2000	5	UCLA	San Juan Capistrano, Calif.	D3-22
97	Riley, Jordon	DT	6-5	338	5/19/1998	3	Oregon	Durham, N.C.	FA-25 (PS-NYG)
28	Smack, Trey	K	6-1	189	7/12/2003	R	Florida	Severna Park, Md.	D6b-26
18	Smith, Jonnu	TE	6-3	248	8/22/1995	10	FIU	Ocala, Fla.	FA-26
99	Sorrell, Barryn	EDGE	6-3	256	12/22/2002	2	Texas	New Orleans, La.	D4-25
21	St-Juste, Benjamin	CB	6-3	200	9/8/1997	6	Minnesota	Montreal, Quebec, Canada	UFA (LAC)-26
87	Sturdivant, J. Michael	WR	6-3	207	9/6/2002	R	Florida	Flower Mound, Texas	FA-26
6	Taylor, Tyrod	QB	6-1	217	8/3/1989	16	Virginia Tech	Hampton, Va.	FA-26
72	Tomlinson, Laken	G	6-3	316	2/9/1992	12	Duke	Chicago, Ill.	FA-26 (PS-Dal.)
24	Valentine, Carrington	CB	6-0	189	9/9/2001	4	Kentucky	Cincinnati, Ohio	D7a-23
90	Van Ness, Lukas	EDGE	6-5	272	7/6/2001	4	Iowa	Barrington, Ill.	D1-23
9	Watson, Christian	WR	6-4	215	5/12/1999	5	North Dakota State	Tampa, Fla.	D2-22
54	Welch, Kristian	LB	6-3	240	5/24/1998	7	Iowa	Iola, Wis.	UFA (Bal.)-25
19	Whelan, Daniel	P	6-5	216	2/10/1999	4	UC Davis	Rancho Mirage, Calif.	FA-23
33	Williams, Evan	S	5-11	200	7/28/2001	3	Oregon	Mountain View, Calif.	D4-24
73	Williams, John	G	6-4	322	1/17/2002	2	Cincinnati	Bolingbrook, Ill.	D7b-25
83	Williams, Savion	WR	6-4	222	11/22/2001	2	TCU	Marshall, Texas	D3-25
95	Wyatt, Devonte	DT	6-3	304	3/31/1998	5	Georgia	Decatur, Ga.	D1b-22
70	Zeitler, Kevin	G	6-4	314	3/8/1990	15	Wisconsin	Milwaukee, Wis.	FA-26
Injured Reserve (10)									
50	Bako-Bewele, Zach	OL	6-4	304	3/26/1999	5	Wake Forest	Baton Rouge, La.	D4b-22
37	Baldwin II, Johnathan	S	6-0	190	2/8/2003	1	UNLV	Houston, Texas	FA-25
91	Brinson, Warren	DT	6-5	315	2/4/2002	2	Georgia	Bradenton, Fla.	D6-25
56	Cooper, Edgerrin	LB	6-2	229	11/17/2001	3	Texas A&M	Covington, La.	D2a-24
96	Ford, Jonathan	DT	6-5	338	9/29/1998	4	Miami (Fla.)	Fort Lauderdale, Fla.	W-25 (Chi.)
98	Hargrave, Javon	DT	6-2	307	2/7/1993	11	South Carolina State	Spencer, N.C.	FA-26
62	Monk, Jacob	C/G	6-3	308	6/4/2001	3	Duke	Wendell, N.C.	D5a-24
11	Reed, Jayden	WR	5-11	187	4/28/2000	4	Michigan State	Naperville, Ill.	D2b-23
81	Whyle, Josh	TE	6-7	248	9/8/1999	4	Cincinnati	Cincinnati, Ohio	FA-25
84	Yassmin, Thomas	TE	6-5	245	10/21/1999	1	Utah	Sydney, New South Wales, Australia	FA-26
Injured Reserve - Designated For Return (1)									
45	Oliver, Collin	EDGE	6-2	240	9/23/2002	2	Oklahoma State	Edmond, Okla.	D5-25
Practice Squad (17)									
78	Cooper, Dalton	T	6-6	326	3/15/2001	1	Oklahoma State	Prague, Okla.	FA-25
39	Culp, Elijah	CB	5-10	189	9/14/2002	R	James Madison	Charlotte, N.C.	FA-26
49	Dabney, Drake	TE	6-5	246	5/14/2002	1	TCU	Cypress, Texas	FA-25
48	Dingle, Jack	LB	6-4	232	5/21/2003	R	Cincinnati	Louisville, Ky.	FA-26
43	Fletcher Jr., Kenny	TE	6-3	250	12/4/2003	R	Rutgers	Delran, N.J.	FA-26
20	Jackson, Domani	CB	6-1	194	11/27/2002	R	Alabama	Santa Ana, Calif.	D6a-26
47	Kelly, Nyjalik	EDGE	6-5	263	10/29/2004	R	UCF	Fort Lauderdale, Fla.	FA-26
17	Miller, Cam	QB	6-1	215	6/18/2001	1	North Dakota State	Solon, Iowa	FA-26
53	Mosby, Arron	EDGE	6-3	250	4/13/1999	4	Fresno State	Sanger, Calif.	W-23 (Car.)
64	Ndubuisi, Haggai	DT	6-7	296	10/15/2000	1	No college	Abuja, Nigeria	FA-26
80	Neyor, Isaiah	WR	6-4	218	6/7/2001	1	Nebraska	Arlington, Texas	FA-25
13	Owen, Coleman	WR	5-10	181	3/23/2001	1	Ohio	Queen Creek, Ariz.	FA-26
35	Saunders Jr., John	S	6-2	211	10/24/2001	1	Mississippi	High Point, N.C.	FA-26
82	Skinner Jr., Quincy	WR	6-1	204	2/28/2003	1	Vanderbilt	Pompano Beach, Fla.	FA-26
63	Smith, Mazi	DT	6-3	319	6/16/2001	4	Michigan	Grand Rapids, Mich.	FA-26
22	Strong Jr., Pierre	RB	5-11	207	12/10/1998	4	South Dakota State	Little Rock, Ark.	FA-25
68	Wade, Dillon	G	6-3	316	5/23/2002	R	Auburn	Houston, Texas	FA-26

ROSTER/ALPHABETICAL

Reserve/PUP (2)

88	Musgrave, Luke	TE	6-6	253	9/2/2000	4	Oregon State	Bend, Ore.	D2a-23
1	Parsons, Micah	EDGE	6-3	250	5/26/1999	6	Penn State	Harrisburg, Pa.	T-25 (Dal.)

ROSTER/NUMERICAL

NO.	NAME	POS	HT	WT	DOB	EXP	COLLEGE	HOMETOWN	HOW ACQ
Active (52)									
0	Matthew Golden	WR	5-11	191	8/1/2003	2	Texas	Klein, Texas	D1-25
2	Brandon Cisse	CB	6-0	189	7/3/2005	R	South Carolina	Sumter, S.C.	D2-26
6	Tyrod Taylor	QB	6-1	217	8/3/1989	16	Virginia Tech	Hampton, Va.	FA-26
7	Javon Bullard	S	5-10	198	9/5/2002	3	Georgia	Milledgeville, Ga.	D2b-24
8	Josh Jacobs	RB	5-10	223	2/11/1998	8	Alabama	Tulsa, Okla.	UFA (LV)-24
9	Christian Watson	WR	6-4	215	5/12/1999	5	North Dakota State	Tampa, Fla.	D2-22
10	Jordan Love	QB	6-4	219	11/2/1998	7	Utah State	Bakersfield, Calif.	D1-20
16	Bo Melton	WR	5-11	189	5/18/1999	3	Rutgers	Egg Harbor City, N.J.	FA-22 (PS-Sea.)
18	Jonnu Smith	TE	6-3	248	8/22/1995	10	FIU	Ocala, Fla.	FA-26
19	Daniel Whelan	P	6-5	216	2/10/1999	4	UC Davis	Rancho Mirage, Calif.	FA-23
21	Benjamin St-Juste	CB	6-3	200	9/8/1997	6	Minnesota	Montreal, Quebec, Canada	UFA (LAC)-26
23	Skyy Moore	WR	5-10	195	9/10/2000	5	Western Michigan	Pittsburgh, Pa.	UFA (SF)-26
24	Carrington Valentine	CB	6-0	189	9/9/2001	4	Kentucky	Cincinnati, Ohio	D7a-23
25	Keisean Nixon	CB	5-10	200	6/22/1997	8	South Carolina	Los Angeles, Calif.	FA-22
26	Kaleb Johnson	RB	6-1	224	8/14/2003	2	Iowa	Hamilton, Ohio	T-26 (Pitt.)
27	Kitan Oladapo	S	6-2	216	10/10/2000	3	Oregon State	Portland, Ore.	D5b-24
28	Trey Smack	K	6-1	189	7/12/2003	R	Florida	Severna Park, Md.	D6b-26
29	Xavier McKinney	S	6-0	201	8/9/1999	7	Alabama	Roswell, Ga.	UFA (NYG)-24
30	Chris Brooks	RB	6-1	219	1/11/2000	4	Brigham Young	Oceanside, Calif.	FA-24
31	Nick Niemann	LB	6-3	234	12/2/1997	6	Iowa	Sycamore, Ill.	FA-25
32	MarShawn Lloyd	RB	5-9	220	1/5/2001	3	Southern California	Hyattsville, Md.	D3a-24
33	Evan Williams	S	5-11	200	7/28/2001	3	Oregon	Mountain View, Calif.	D4-24
36	Kamal Hadden	CB	6-1	192	1/17/2001	2	Tennessee	River Rouge, Mich.	FA-24
42	Matt Orzech	LS	6-3	245	4/12/1995	7	Azusa Pacific	Menifee, Calif.	UFA (LAR)-23
44	Zaire Franklin	LB	6-0	235	7/2/1996	9	Syracuse	Wyndmoor, Pa.	T-26 (Ind.)
51	Dani Dennis-Sutton	EDGE	6-6	256	12/23/2003	R	Penn State	Owings Mills, Md.	D4-26
52	Jager Burton	C/G	6-4	312	8/24/2002	R	Kentucky	Lexington, Ky.	D5-26
54	Kristian Welch	LB	6-3	240	5/24/1998	7	Iowa	Iola, Wis.	UFA (Bal.)-25
55	Chris McClellan	DT	6-4	313	10/17/2003	R	Missouri	Owasso, Okla.	D3-26
57	Brenton Cox Jr.	EDGE	6-4	250	1/30/2000	4	Florida	Stockbridge, Ga.	FA-23
58	Isaiah McDuffie	LB	6-1	227	7/21/1999	6	Boston College	Buffalo, N.Y.	D6b-21
59	Ty'Ron Hopper	LB	6-2	228	4/26/2001	3	Missouri	Roswell, Ga.	D3b-24
65	Aaron Banks	G	6-5	325	9/3/1997	6	Notre Dame	El Cerrito, Calif.	UFA (SF)-25
67	Donovan Jennings	G/T	6-4	323	11/24/1999	2	South Florida	Tampa, Fla.	FA-24
70	Kevin Zeitler	G	6-4	314	3/8/1990	15	Wisconsin	Milwaukee, Wis.	FA-26
71	Anthony Belton	G/T	6-6	336	2/23/2001	2	North Carolina State	Tallahassee, Fla.	D2-25
72	Laken Tomlinson	G	6-3	316	2/9/1992	12	Duke	Chicago, Ill.	FA-26 (PS-Dal.)
73	John Williams	G	6-4	322	1/17/2002	2	Cincinnati	Bolingbrook, Ill.	D7b-25
74	Mekhi Becton Sr.	G	6-7	357	4/18/1999	7	Louisville	Highland Springs, Va.	FA-26
75	Sean Rhyan	C/G	6-5	321	9/15/2000	5	UCLA	San Juan Capistrano, Calif.	D3-22
77	Jordan Morgan	T/G	6-5	311	8/4/2001	3	Arizona	Tucson, Ariz.	D1-24
79	Travis Glover	G/T	6-6	317	8/17/2000	3	Georgia State	Vienna, Ga.	D6-24
83	Savion Williams	WR	6-4	222	11/22/2001	2	TCU	Marshall, Texas	D3-25
85	Tucker Kraft	TE	6-5	259	11/3/2000	4	South Dakota State	Timber Lake, S.D.	D3-23
86	Mark Redman	TE	6-5	258	1/20/2002	1	Louisville	Newport Beach, Calif.	T-26 (LAR)
87	J. Michael Sturdivant	WR	6-3	207	9/6/2002	R	Florida	Flower Mound, Texas	FA-26
90	Lukas Van Ness	EDGE	6-5	272	7/6/2001	4	Iowa	Barrington, Ill.	D1-23
93	Anthony Campbell	DT	6-6	307	9/9/2000	1	Miami (Fla.)	Bartow, Fla.	FA-25
94	Karl Brooks	DT	6-3	296	5/8/2000	4	Bowling Green	Lansing, Mich.	D6a-23
95	Devonte Wyatt	DT	6-3	304	3/31/1998	5	Georgia	Decatur, Ga.	D1b-22
97	Jordon Riley	DT	6-5	338	5/19/1998	3	Oregon	Durham, N.C.	FA-25 (PS-NYG)
99	Barryn Sorrell	EDGE	6-3	256	12/22/2002	2	Texas	New Orleans, La.	D4-25
Injured Reserve (10)									
11	Jayden Reed	WR	5-11	187	4/28/2000	4	Michigan State	Naperville, Ill.	D2b-23
37	Johnathan Baldwin II	S	6-0	190	2/8/2003	1	UNLV	Houston, Texas	FA-25
50	Zach Bako-Bewele	OL	6-4	304	3/26/1999	5	Wake Forest	Baton Rouge, La.	D4b-22
56	Edgerrin Cooper	LB	6-2	229	11/17/2001	3	Texas A&M	Covington, La.	D2a-24
62	Jacob Monk	C/G	6-3	308	6/4/2001	3	Duke	Wendell, N.C.	D5a-24
81	Josh Whyle	TE	6-7	248	9/8/1999	4	Cincinnati	Cincinnati, Ohio	FA-25
84	Thomas Yassmin	TE	6-5	245	10/21/1999	1	Utah	Sydney, New South Wales, Australia	FA-26
91	Warren Brinson	DT	6-5	315	2/4/2002	2	Georgia	Bradenton, Fla.	D6-25
96	Jonathan Ford	DT	6-5	338	9/29/1998	4	Miami (Fla.)	Fort Lauderdale, Fla.	W-25 (Chi.)
98	Javon Hargrave	DT	6-2	307	2/7/1993	11	South Carolina State	Spencer, N.C.	FA-26
Injured Reserve - Designated For Return (1)									
45	Collin Oliver	EDGE	6-2	240	9/23/2002	2	Oklahoma State	Edmond, Okla.	D5-25
Practice Squad (17)									
13	Coleman Owen	WR	5-10	181	3/23/2001	1	Ohio	Queen Creek, Ariz.	FA-26
17	Cam Miller	QB	6-1	215	6/18/2001	1	North Dakota State	Solon, Iowa	FA-26
20	Domani Jackson	CB	6-1	194	11/27/2002	R	Alabama	Santa Ana, Calif.	D6a-26
22	Pierre Strong Jr.	RB	5-11	207	12/10/1998	4	South Dakota State	Little Rock, Ark.	FA-25
35	John Saunders Jr.	S	6-2	211	10/24/2001	1	Mississippi	High Point, N.C.	FA-26
39	Elijah Culp	CB	5-10	189	9/14/2002	R	James Madison	Charlotte, N.C.	FA-26
43	Kenny Fletcher Jr.	TE	6-3	250	12/4/2003	R	Rutgers	Delran, N.J.	FA-26
47	Nyjalik Kelly	EDGE	6-5	263	10/29/2004	R	UCF	Fort Lauderdale, Fla.	FA-26
48	Jack Dingle	LB	6-4	232	5/21/2003	R	Cincinnati	Louisville, Ky.	FA-26
49	Drake Dabney	TE	6-5	246	5/14/2002	1	TCU	Cypress, Texas	FA-25
53	Arron Mosby	EDGE	6-3	250	4/13/1999	4	Fresno State	Sanger, Calif.	W-23 (Car.)
63	Mazi Smith	DT	6-3	319	6/16/2001	4	Michigan	Grand Rapids, Mich.	FA-26
64	Haggai Ndubuisi	DT	6-7	296	10/15/2000	1	No college	Abuja, Nigeria	FA-26
68	Dillon Wade	G	6-3	316	5/23/2002	R	Auburn	Houston, Texas	FA-26
78	Dalton Cooper	T	6-6	326	3/15/2001	1	Oklahoma State	Prague, Okla.	FA-25
80	Isaiah Neyor	WR	6-4	218	6/7/2001	1	Nebraska	Arlington, Texas	FA-25
82	Quincy Skinner Jr.	WR	6-1	204	2/28/2003	1	Vanderbilt	Pompano Beach, Fla.	FA-26

ROSTER/NUMERICAL

Reserve/PUP (2)

1	Micah Parsons	EDGE	6-3	250	5/26/1999	6	Penn State	Harrisburg, Pa.	T-25 (Dal.)
88	Luke Musgrave	TE	6-6	253	9/2/2000	4	Oregon State	Bend, Ore.	D2a-23

ROSTER/POSITIONAL

NO.	NAME	POS.	HT.	WT.	AGE	EXP.	COLLEGE	HOMETOWN	HOW ACQ.
QUARTERBACKS (2)									
6	Tyrod Taylor	QB	6-1	217	37	16	Virginia Tech	Hampton, Va.	FA-26
10	Jordan Love	QB	6-4	219	28	7	Utah State	Bakersfield, Calif.	D1-20
RUNNING BACKS (4)									
8	Josh Jacobs	RB	5-10	223	28	8	Alabama	Tulsa, Okla.	UFA (LV)-24
26	Kaleb Johnson	RB	6-1	224	23	2	Iowa	Hamilton, Ohio	T-26 (Pitt.)
30	Chris Brooks	RB	6-1	219	26	4	Brigham Young	Oceanside, Calif.	FA-24
32	MarShawn Lloyd	RB	5-9	220	25	3	Southern California	Hyattsville, Md.	D3a-24
WIDE RECEIVERS (6)									
0	Matthew Golden	WR	5-11	191	23	2	Texas	Klein, Texas	D1-25
9	Christian Watson	WR	6-4	215	27	5	North Dakota State	Tampa, Fla.	D2-22
16	Bo Melton	WR	5-11	189	27	3	Rutgers	Egg Harbor City, N.J.	FA-22 (PS-Sea.)
23	Skyy Moore	WR	5-10	195	26	5	Western Michigan	Pittsburgh, Pa.	UFA (SF)-26
83	Savion Williams	WR	6-4	222	25	2	TCU	Marshall, Texas	D3-25
87	J. Michael Sturdivant	WR	6-3	207	24	R	Florida	Flower Mound, Texas	FA-26
TIGHT ENDS (3)									
18	Jonnu Smith	TE	6-3	248	31	10	FIU	Ocala, Fla.	FA-26
85	Tucker Kraft	TE	6-5	259	26	4	South Dakota State	Timber Lake, S.D.	D3-23
86	Mark Redman	TE	6-5	258	24	1	Louisville	Newport Beach, Calif.	T-26 (LAR)
OFFENSIVE LINE (11)									
52	Jager Burton	C/G	6-4	312	24	R	Kentucky	Lexington, Ky.	D5-26
65	Aaron Banks	G	6-5	325	29	6	Notre Dame	El Cerrito, Calif.	UFA (SF)-25
67	Donovan Jennings	G/T	6-4	323	26	2	South Florida	Tampa, Fla.	FA-24
70	Kevin Zeitler	G	6-4	314	36	15	Wisconsin	Milwaukee, Wis.	FA-26
71	Anthony Belton	G/T	6-6	336	25	2	North Carolina State	Tallahassee, Fla.	D2-25
72	Laken Tomlinson	G	6-3	316	34	12	Duke	Chicago, Ill.	FA-26 (PS-Dal.)
73	John Williams	G	6-4	322	24	2	Cincinnati	Bolingbrook, Ill.	D7b-25
74	Mekhi Becton Sr.	G	6-7	357	27	7	Louisville	Highland Springs, Va.	FA-26
75	Sean Rhyan	C/G	6-5	321	26	5	UCLA	San Juan Capistrano, Calif.	D3-22
77	Jordan Morgan	T/G	6-5	311	25	3	Arizona	Tucson, Ariz.	D1-24
79	Travis Glover	G/T	6-6	317	26	3	Georgia State	Vienna, Ga.	D6-24
LINEBACKERS (9)									
31	Nick Niemann	LB	6-3	234	28	6	Iowa	Sycamore, Ill.	FA-25
44	Zaire Franklin	LB	6-0	235	30	9	Syracuse	Wyndmoor, Pa.	T-26 (Ind.)
51	Dani Dennis-Sutton	EDGE	6-6	256	22	R	Penn State	Owings Mills, Md.	D4-26
54	Kristian Welch	LB	6-3	240	28	7	Iowa	Iola, Wis.	UFA (Bal.)-25
57	Brenton Cox Jr.	EDGE	6-4	250	26	4	Florida	Stockbridge, Ga.	FA-23
58	Isaiah McDuffie	LB	6-1	227	27	6	Boston College	Buffalo, N.Y.	D6b-21
59	Ty'Ron Hopper	LB	6-2	228	25	3	Missouri	Roswell, Ga.	D3b-24
90	Lukas Van Ness	EDGE	6-5	272	25	4	Iowa	Barrington, Ill.	D1-23
99	Barryn Sorrell	EDGE	6-3	256	23	2	Texas	New Orleans, La.	D4-25
DEFENSIVE BACKS (9)									
2	Brandon Cisse	CB	6-0	189	21	R	South Carolina	Sumter, S.C.	D2-26
7	Javon Bullard	S	5-10	198	24	3	Georgia	Milledgeville, Ga.	D2b-24
21	Benjamin St-Juste	CB	6-3	200	29	6	Minnesota	Montreal, Quebec, Canada	UFA (LAC)-26
24	Carrington Valentine	CB	6-0	189	25	4	Kentucky	Cincinnati, Ohio	D7a-23
25	Keisean Nixon	CB	5-10	200	29	8	South Carolina	Los Angeles, Calif.	FA-22
27	Kitan Oladapo	S	6-2	216	26	3	Oregon State	Portland, Ore.	D5b-24
29	Xavier McKinney	S	6-0	201	27	7	Alabama	Roswell, Ga.	UFA (NYG)-24
33	Evan Williams	S	5-11	200	25	3	Oregon	Mountain View, Calif.	D4-24
36	Kamal Hadden	CB	6-1	192	25	2	Tennessee	River Rouge, Mich.	FA-24
DEFENSIVE LINE (5)									
55	Chris McClellan	DT	6-4	313	23	R	Missouri	Owasso, Okla.	D3-26
93	Anthony Campbell	DT	6-6	307	26	1	Miami (Fla.)	Bartow, Fla.	FA-25
94	Karl Brooks	DT	6-3	296	26	4	Bowling Green	Lansing, Mich.	D6a-23
95	Devonte Wyatt	DT	6-3	304	28	5	Georgia	Decatur, Ga.	D1b-22
97	Jordon Riley	DT	6-5	338	28	3	Oregon	Durham, N.C.	FA-25 (PS-NYG)
SPECIALISTS (3)									
19	Daniel Whelan	P	6-5	216	27	4	UC Davis	Rancho Mirage, Calif.	FA-23
28	Trey Smack	K	6-1	189	23	R	Florida	Severna Park, Md.	D6b-26
42	Matt Orzech	LS	6-3	245	31	7	Azusa Pacific	Menifee, Calif.	UFA (LAR)-23

ROSTER/HOW BUILT

YEAR	DRAFTEES (26)	FREE AGENTS (20)	COLLEGE FREE AGENTS (2)	TRADES/WAIVERS (3)	PRACTICE SQUAD (1)
2020	QB J. Love (1)				
2021	LB I. McDuffie (6b)				
2022	DT D. Wyatt (1b) WR C. Watson (2) C/G S. Rhyan (3)	CB K. Nixon (FA-22)			WR B. Melton (FA-22 PS-Sea.)
2023	EDGE L. Van Ness (1) TE T. Kraft (3) DT K. Brooks (6a) CB C. Valentine (7a)	LS M. Orzech (UFA LAR -23) P D. Whelan (FA-23)	EDGE B. Cox Jr. (FA-23)		
2024	T/G J. Morgan (1) S J. Bullard (2b) RB M. Lloyd (3a) LB T. Hopper (3b) S E. Williams (4) S K. Oladapo (5b) G/T T. Glover (6)	RB C. Brooks (FA-24) CB K. Hadden (FA-24) RB J. Jacobs (UFA LV -24) S X. McKinney (UFA NYG -24)	G/T D. Jennings (FA-24)		
2025	WR M. Golden (1) G/T A. Belton (2) WR S. Williams (3) EDGE B. Sorrell (4) G J. Williams (7b)	G A. Banks (UFA SF -25) DT A. Campbell (FA-25) LB N. Niemann (FA-25) DT J. Riley (FA-25 PS-NYG) LB K. Welch (UFA Bal. -25)			
2026	CB B. Cisse (2) DT C. McClellan (3) EDGE D. Dennis-Sutton (4) C/G J. Burton (5) K T. Smack (6b)	G M. Becton Sr. (FA-26) WR S. Moore (UFA SF -26) TE J. Smith (FA-26) CB B. St-Juste (UFA LAC -26) WR J. Sturdivant (FA-26) QB T. Taylor (FA-26) G L. Tomlinson (FA-26 PS-Dal.) G K. Zeitler (FA-26)		LB Z. Franklin (T-26 Ind.) RB K. Johnson (T-26 Pitt.) TE M. Redman (T-26 LAR)	

DEPTH CHART

Unofficial, Nov. 23, 2026

OFFENSE

WR:	9	Christian Watson	23	Skyy Moore		
WR:	0	Matthew Golden	87	J. Michael Sturdivant		
LT:	77	Jordan Morgan	73	John Williams		
LG:	72	Laken Tomlinson	65	Aaron Banks	67	Donovan Jennings
C:	75	Sean Rhyan	52	Jager Burton		
RG:	79	Travis Glover	70	Kevin Zeitler		
RT:	71	Anthony Belton	74	Mekhi Becton Sr.		
TE:	85	Tucker Kraft	18	Jonnu Smith	86	Mark Redman
WR:	83	Savion Williams	16	Bo Melton		
QB:	10	Jordan Love	6	Tyrod Taylor		
RB:	8	Josh Jacobs	30	Chris Brooks	26	Kaleb Johnson
					32	MarShawn Lloyd

DEFENSE

DT:	94	Karl Brooks	97	Jordon Riley	93	Anthony Campbell
DT:	95	Devonte Wyatt	55	Chris McClellan		
EDGE:	90	Lukas Van Ness	57	Brenton Cox Jr.		
LB:	44	Zaire Franklin	59	Ty'Ron Hopper	54	Kristian Welch
LB:	58	Isaiah McDuffie	31	Nick Niemann		
EDGE:	99	Barryn Sorrell	51	Dani Dennis-Sutton		
CB:	25	Keisean Nixon	24	Carrington Valentine		
CB:	2	Brandon Cisse	21	Benjamin St-Juste		
S:	29	Xavier McKinney	27	Kitan Oladapo		
S:	33	Evan Williams	27	Kitan Oladapo		
NB:	7	Javon Bullard	36	Kamal Hadden		

SPECIAL TEAMS

K:	28	Trey Smack		
P:	19	Daniel Whelan		
H:	19	Daniel Whelan		
PR:	23	Skyy Moore	0	Matthew Golden
KR:	23	Skyy Moore	16	Bo Melton
LS:	42	Matt Orzech		

Rookies are underlined

COACH LOCATIONS AT LAMBEAU FIELD

- **Coaches' Box:** Adam Stenavich (offensive coordinator), Eddie Gordon (assistant offensive line), Rob Grosso (assistant wide receivers), Jeff Koonz (assistant special teams), Connor Lewis (pass game specialist/game management), Scott Fuchs (defensive analyst), Jamael Lett (defensive quality control), T.C. McCartney (offensive quality control) and Will Smart (defensive quality control)

- **Sideline:** Cam Achord (special teams coordinator), Jonathan Gannon (defensive coordinator), Aaron Hill (strength & conditioning coordinator), DeMarcus Covington (OLBs/run game coordinator/assistant head coach - defense), Luke Getsy (QBs/assistant head coach - offense), Bobby Babich (secondary/pass game coordinator), Jason Vrable (passing game coordinator), Daniel Bullocks (cornerbacks), Luke Butkus (offensive line), John Dunn (tight ends), Cory Harkey (assistant special teams), Vince Oghobaase (defensive line), Noah Pauley (wide receivers), Sam Siefkes (linebackers), Ben Sirmans (running backs), Jeremiah Kolone (offensive assistant - minority fellowship), Jake Flint (strength & conditioning assistant), Marcus Jones (strength & conditioning assistant) and Ben Schumacher (strength & conditioning assistant).

**Locations may vary in away stadiums*

GAME-BY-GAME STARTERS

2026 REGULAR SEASON														
OFFENSE														
DATE	OPPONENT	WR	WR	LT	LG	C	RG	RT	TE	WR	QB	RB	TE	TE
9/13	at Minnesota	M. Golden	J. Reed	J. Morgan	D. Jennings	S. Rhyan	J. Monk	Z. Bako-Bewele	T. Kraft	C. Watson	J. Love	C. Brooks	--	--
9/20	at N.Y. Jets	M. Golden	J. Reed	J. Morgan	A. Banks	S. Rhyan	J. Monk	Z. Bako-Bewele	T. Kraft	C. Watson	J. Love	M. Lloyd	--	--
9/24	Atlanta	M. Golden	--	J. Morgan	J. Burton	S. Rhyan	J. Monk	A. Belton	T. Kraft	C. Watson	J. Love	M. Lloyd	M. Redman	--
10/4	at Tampa Bay	--	--	J. Morgan	L. Tomlinson	S. Rhyan	T. Glover	A. Belton	T. Kraft	C. Watson	J. Love	C. Brooks	M. Redman	J. Whyle
10/11	Chicago	M. Golden	--	J. Morgan	L. Tomlinson	S. Rhyan	T. Glover	A. Belton	T. Kraft	C. Watson	J. Love	M. Lloyd	M. Redman	--
10/18	Dallas	M. Golden	S. Williams	J. Morgan	L. Tomlinson	S. Rhyan	T. Glover	A. Belton	T. Kraft	C. Watson	J. Love	M. Lloyd	--	--
10/25	at Detroit	M. Golden	S. Williams	J. Morgan	L. Tomlinson	S. Rhyan	T. Glover	A. Belton	T. Kraft	C. Watson	J. Love	J. Jacobs	--	--
10/29	Carolina	M. Golden	Sa. Williams	J. Morgan	A. Banks	Jo. Williams	L. Tomlinson	A. Belton	T. Kraft	C. Watson	J. Love	J. Jacobs	--	--
11/8	at New England	B. Melton	Sa. Williams	J. Morgan	A. Banks	Jo. Williams	L. Tomlinson	A. Belton	T. Kraft	C. Watson	J. Love	J. Jacobs	--	--
11/15	Minnesota	M. Golden	--	J. Morgan	L. Tomlinson	J. Williams	T. Glover	A. Belton	T. Kraft	C. Watson	J. Love	C. Brooks	M. Redman	--
11/25	at L.A. Rams	--	--	--	--	--	--	--	--	--	--	--	--	--
12/6	at New Orleans	--	--	--	--	--	--	--	--	--	--	--	--	--
12/13	Buffalo	--	--	--	--	--	--	--	--	--	--	--	--	--
12/20	Miami	--	--	--	--	--	--	--	--	--	--	--	--	--
12/25	at Chicago	--	--	--	--	--	--	--	--	--	--	--	--	--
1/4	Houston	--	--	--	--	--	--	--	--	--	--	--	--	--
1/10	Detroit	--	--	--	--	--	--	--	--	--	--	--	--	--

2026 REGULAR SEASON													
DEFENSE													
DATE	OPPONENT	EDGE	DT	DT	DT	EDGE	LB	LB	CB	CB	S	S	S
9/13	at Minnesota	L. Van Ness	D. Wyatt	J. Ford	K. Brooks	B. Sorrell	Z. Franklin	E. Cooper	B. Cisse	K. Nixon	X. McKinney	E. Williams	--
9/20	at N.Y. Jets	L. Van Ness	D. Wyatt	K. Brooks	--	B. Sorrell	Z. Franklin	E. Cooper	B. Cisse	K. Nixon	X. McKinney	E. Williams	J. Bullard
9/24	Atlanta	L. Van Ness	D. Wyatt	K. Brooks	--	B. Sorrell	Z. Franklin	E. Cooper	B. Cisse	K. Nixon	X. McKinney	E. Williams	J. Bullard
10/4	at Tampa Bay	L. Van Ness	D. Wyatt	K. Brooks	--	B. Sorrell	Z. Franklin	E. Cooper	B. Cisse	K. Nixon	X. McKinney	E. Williams	J. Bullard
10/11	Chicago	L. Van Ness	D. Wyatt	K. Brooks	--	B. Sorrell	Z. Franklin	I. McDuffie	B. Cisse	K. Nixon	X. McKinney	E. Williams	J. Bullard
10/18	Dallas	L. Van Ness	D. Wyatt	K. Brooks	--	B. Sorrell	Z. Franklin	I. McDuffie	B. Cisse	K. Nixon	X. McKinney	E. Williams	J. Bullard
10/25	at Detroit	L. Van Ness	D. Wyatt	K. Brooks	C. McClellan	B. Sorrell	T. Hopper	I. McDuffie	B. Cisse	K. Nixon	X. McKinney	E. Williams	--
10/29	Carolina	L. Van Ness	D. Wyatt	K. Brooks	--	B. Sorrell	T. Hopper	I. McDuffie	B. Cisse	K. Nixon	X. McKinney	E. Williams	J. Bullard
11/8	at New England	L. Van Ness	D. Wyatt	K. Brooks	--	B. Sorrell	T. Hopper	I. McDuffie	B. Cisse	K. Nixon	X. McKinney	E. Williams	J. Bullard
11/15	Minnesota	L. Van Ness	D. Wyatt	K. Brooks	C. McClellan	B. Sorrell	T. Hopper	I. McDuffie	B. Cisse	K. Nixon	X. McKinney	E. Williams	--
11/25	at L.A. Rams	--	--	--	--	--	--	--	--	--	--	--	--
12/6	at New Orleans	--	--	--	--	--	--	--	--	--	--	--	--
12/13	Buffalo	--	--	--	--	--	--	--	--	--	--	--	--
12/20	Miami	--	--	--	--	--	--	--	--	--	--	--	--
12/25	at Chicago	--	--	--	--	--	--	--	--	--	--	--	--
1/4	Houston	--	--	--	--	--	--	--	--	--	--	--	--
1/10	Detroit	--	--	--	--	--	--	--	--	--	--	--	--

Rookies underlined.

PLAYER PARTICIPATION

2026 REGULAR SEASON GREEN BAY PACKERS PLAYER PARTICIPATION

PLAYERS	AT MIN 9/13	AT NYJ 9/20	ATL 9/24	AT TB 10/4	CHI 10/11	DAL 10/18	AT DET 10/25	CAR 10/29	AT NE 11/8	MIN 11/15	11/25	12/6	12/13	12/20	12/25	1/4	1/10	GP	GS	DNP	IN
Z. Bako-Bewele	**RT**	**RT**	GXGI	IR	IR	IR	IR	IR	IR	IR	-	-	-	-	-	-	-	2	2	0	1
J. Baldwin II	IR	IR	IR	IR	IR	IR	IR	IR	IR	IR	-	-	-	-	-	-	-	0	0	0	0
A. Banks	GXGI	**LG**	GXGI	GXGI	GXGI	GXGI	P	**LG**	**LG**	P	-	-	-	-	-	-	-	5	3	0	5
D. Bankston	PS	PS	PS	NOT	PS	PS	NOT	NOT	NOT	NOT	-	-	-	-	-	-	-	0	0	0	0
M. Becton Sr.	NOT	NOT	NOT	PS	PS	PS	PS	X	P	P	-	-	-	-	-	-	-	2	0	1	0
A. Belton	P	P	**RT**	**RT**	**RT**	**RT**	**RT**	**RT**	**RT**	**RT**	-	-	-	-	-	-	-	10	8	0	0
D. Blay Jr.	NOT	NOT	NOT	PS	PS	PS	PS	PS	PS	PS	-	-	-	-	-	-	-	0	0	0	0
W. Brinson	GXGI	GXGI	GXGI	IR	IR	IR	IR	IR	IR	IR	-	-	-	-	-	-	-	0	0	0	3
C. Brooks	**RB**	P	P	**RB**	IR	IR	IR	IR	IR	**RB**	-	-	-	-	-	-	-	5	3	0	0
K. Brooks	**DT**	**DT**	**DT**	**DT**	**DT**	**DT**	**DT**	**DT**	**DT**	**DT**	-	-	-	-	-	-	-	10	10	0	0
J. Bullard	P	**S**	**S**	**S**	**S**	**S**	P	**S**	**S**	P	-	-	-	-	-	-	-	10	7	0	0
J. Burton	X	P	**C**	X	X	I	I	X	P	X	-	-	-	-	-	-	-	3	1	5	0
A. Campbell	I	P	GXGI	GXGI	GXGI	P	P	P	P	P	-	-	-	-	-	-	-	6	0	0	3
B. Cisse	**CB**	**CB**	**CB**	**CB**	**CB**	**CB**	**CB**	**CB**	**CB**	**CB**	-	-	-	-	-	-	-	10	10	0	0
D. Cooper	PS	PS	PS	PS	PS	PS	PS	PS	PS	PS	-	-	-	-	-	-	-	0	0	0	0
E. Cooper	**LB**	**LB**	**LB**	**LB**	IR	IR	IR	IR	IR	IR	-	-	-	-	-	-	-	4	4	0	0
B. Cox Jr.	P	P	P	P	P	P	P	P	P	P	-	-	-	-	-	-	-	10	0	0	0
E. Culp	NOT	NOT	NOT	NOT	NOT	PS	PS	PS	PS	PS	-	-	-	-	-	-	-	0	0	0	0
D. Dabney	PS	PS	PS	PS	PS	PS	PS	PS	P	P	-	-	-	-	-	-	-	2	0	0	0
S. Daly	PS	NOT	NOT	NOT	NOT	NOT	NOT	NOT	NOT	NOT	-	-	-	-	-	-	-	0	0	0	0
T. Dean III	IR	NOT	NOT	NOT	NOT	NOT	NOT	NOT	NOT	NOT	-	-	-	-	-	-	-	0	0	0	0
D. Dennis-Sutton	P	P	P	P	P	P	P	P	P	P	-	-	-	-	-	-	-	10	0	0	0
J. Dingle	NOT	NOT	NOT	NOT	PS	PS	PS	PS	PS	PS	-	-	-	-	-	-	-	0	0	0	0
K. Fletcher Jr.	NOT	NOT	NOT	NOT	NOT	NOT	NOT	NOT	NOT	PS	-	-	-	-	-	-	-	0	0	0	0
J. Ford	**DT**	P	P	P	P	IR	IR	IR	IR	IR	-	-	-	-	-	-	-	5	1	0	0
Z. Franklin	**LB**	**LB**	**LB**	**LB**	**LB**	**LB**	GXGI	GXGI	GXGI	GXGI	-	-	-	-	-	-	-	6	6	0	4
J. Gesky	PS	PS	PS	PS	PS	NOT	NOT	NOT	NOT	NOT	-	-	-	-	-	-	-	0	0	0	0
T. Glover	I	I	X	**RG**	**RG**	**RG**	**RG**	GXGI	GXGI	**RG**	-	-	-	-	-	-	-	5	5	1	2
M. Golden	**WR**	**WR**	**WR**	P	**WR**	**WR**	**WR**	**WR**	P	**WR**	-	-	-	-	-	-	-	10	8	0	0
K. Hadden	P	P	P	P	P	P	P	P	P	P	-	-	-	-	-	-	-	10	0	0	0
K. Hailassie	PS	PS	PS	PS	PS	PS	PS	PS	NOT	NOT	-	-	-	-	-	-	-	0	0	0	0
J. Hargrave	P	GXGI	P	P	P	IR	IR	IR	IR	IR	-	-	-	-	-	-	-	4	0	0	1
C. Hilton Jr.	PS	NOT	NOT	NOT	NOT	NOT	NOT	NOT	NOT	NOT	-	-	-	-	-	-	-	0	0	0	0
T. Hopper	GXGI	P	P	P	P	P	**LB**	**LB**	**LB**	**LB**	-	-	-	-	-	-	-	9	4	0	1
D. Jackson	PS	PS	PS	PS	PS	PS	PS	PS	PS	PS	-	-	-	-	-	-	-	0	0	0	0
J. Jacobs	EXP/C	EXP/C	EXP/C	EXP/C	EXP/C	#	**RB**	**RB**	**RB**	GXGI	-	-	-	-	-	-	-	3	3	0	1
D. Jennings	**LG**	P	P	X	I	I	I	I	I	N	-	-	-	-	-	-	-	3	1	1	1
D. Johnson	NOT	NOT	NOT	NOT	NOT	NOT	NOT	NOT	PS	PS	-	-	-	-	-	-	-	0	0	0	0
K. Johnson	P	P	P	P	P	P	I	I	P	P	-	-	-	-	-	-	-	8	0	0	0
M. Jones	IR	IR	IR	IR	NOT	NOT	NOT	NOT	NOT	NOT	-	-	-	-	-	-	-	0	0	0	0
N. Kelly	PS	PS	PS	PS	PS	PS	PS	PS	PS	PS	-	-	-	-	-	-	-	0	0	0	0
T. Kraft	**TE**	**TE**	**TE**	**TE**	**TE**	**TE**	**TE**	**TE**	**TE**	**TE**	-	-	-	-	-	-	-	10	10	0	0
L. Krieg	PS	PS	PS	PS	PS	PS	PS	PS	PS	PS	-	-	-	-	-	-	-	0	0	0	0
M. Lloyd	P	**RB**	**RB**	P	**RB**	**RB**	P	P	GXGI	P	-	-	-	-	-	-	-	9	4	0	1
J. Love	**QB**	**QB**	**QB**	**QB**	**QB**	**QB**	**QB**	**QB**	**QB**	**QB**	-	-	-	-	-	-	-	10	10	0	0
C. McClellan	P	P	P	P	P	P	**DT**	P	P	**DT**	-	-	-	-	-	-	-	10	2	0	0
I. McDuffie	P	P	P	P	**LB**	**LB**	**LB**	**LB**	**LB**	**LB**	-	-	-	-	-	-	-	10	6	0	0
X. McKinney	**S**	**S**	**S**	**S**	**S**	**S**	**S**	**S**	**S**	**S**	-	-	-	-	-	-	-	10	10	0	0
B. Melton	P	P	P	P	P	P	P	P	**WR**	P	-	-	-	-	-	-	-	10	1	0	0
J. Monk	**RG**	**RG**	**RG**	GXGI	GXGI	X	P	IR	IR	IR	-	-	-	-	-	-	-	4	3	1	2
S. Moore	P	P	P	P	P	IR	IR	IR	IR	P	-	-	-	-	-	-	-	6	0	0	0
J. Morgan	**LT**	**LT**	**LT**	**LT**	**LT**	**LT**	**LT**	**LT**	**LT**	**LT**	-	-	-	-	-	-	-	10	10	0	0
A. Mosby	PS	PS	PS	PS	PS	P	P	P	PS	PS	-	-	-	-	-	-	-	3	0	0	0
L. Musgrave	R/PUP	R/PUP	R/PUP	R/PUP	R/PUP	R/PUP	R/PUP	R/PUP	R/PUP	R/PUP	-	-	-	-	-	-	-	0	0	0	0
I. Neyor	PS	PS	PS	PS	PS	PS	PS	PS	PS	PS	-	-	-	-	-	-	-	0	0	0	0
N. Niemann	P	P	P	P	P	P	P	P	P	P	-	-	-	-	-	-	-	10	0	0	0
K. Nixon	**CB**	**CB**	**CB**	**CB**	**CB**	**CB**	**CB**	**CB**	**CB**	**CB**	-	-	-	-	-	-	-	10	10	0	0
K. Oladapo	P	P	P	P	P	P	P	P	P	P	-	-	-	-	-	-	-	10	0	0	0
C. Oliver	IRD	IRD	IRD	IRD	IRD	IRD	IRD	IRD	IRD	IRD	-	-	-	-	-	-	-	0	0	0	0
M. Orzech	P	P	P	P	P	P	P	P	P	P	-	-	-	-	-	-	-	10	0	0	0
C. Owen	NOT	NOT	NOT	PS	PS	P	P	P	P	NOT	-	-	-	-	-	-	-	4	0	0	0
M. Parsons	R/PUP	R/PUP	R/PUP	R/PUP	R/PUP	R/PUP	R/PUP	R/PUP	R/PUP	R/PUP	-	-	-	-	-	-	-	0	0	0	0
M. Redman	P	P	**TE**	**TE**	**TE**	P	P	P	P	**TE**	-	-	-	-	-	-	-	10	4	0	0
J. Reed	**WR**	**WR**	GXGI	IR	IR	IR	IR	IR	IR	IR	-	-	-	-	-	-	-	2	2	0	1
S. Rhyan	**C**	**C**	**C**	**C**	**C**	**C**	**C**	GXGI	GXGI	GXGI	-	-	-	-	-	-	-	7	7	0	3
J. Riley	R/PUP	R/PUP	R/PUP	R/PUP	R/PUP	R/PUP	P	P	P	P	-	-	-	-	-	-	-	4	0	0	0
K. Slovis	PS	PS	PS	PS	PS	PS	PS	NOT	NOT	NOT	-	-	-	-	-	-	-	0	0	0	0
T. Smack	P	P	P	P	P	P	P	P	P	P	-	-	-	-	-	-	-	10	0	0	0
J. Smith	P	P	P	P	P	P	P	I	P	P	-	-	-	-	-	-	-	9	0	0	0
M. Smith	NOT	NOT	NOT	NOT	NOT	NOT	PS	PS	PS	PS	-	-	-	-	-	-	-	0	0	0	0
B. Sorrell	**EDGE**	**EDGE**	**EDGE**	**EDGE**	**EDGE**	**EDGE**	**EDGE**	**EDGE**	**EDGE**	**EDGE**	-	-	-	-	-	-	-	10	10	0	0
B. St-Juste	P	GXGI	P	P	P	GXGI	GXGI	P	P	P	-	-	-	-	-	-	-	7	0	0	3
P. Strong Jr.	PS	PS	PS	PS	P	P	P	P	P	N	-	-	-	-	-	-	-	5	0	0	1
J. Sturdivant	I	P	P	P	P	P	P	P	P	P	-	-	-	-	-	-	-	9	0	0	0
T. Taylor	X	X	X	X	P	X	X	X	P	P	-	-	-	-	-	-	-	3	0	7	0
L. Tomlinson	NOT	NOT	NOT	**G**	**LG**	**LG**	**LG**	**RG**	**RG**	**LG**	-	-	-	-	-	-	-	7	7	0	0
C. Valentine	P	P	X	P	P	P	P	P	P	P	-	-	-	-	-	-	-	9	0	1	0
L. Van Ness	**EDGE**	**EDGE**	**EDGE**	**EDGE**	**EDGE**	**EDGE**	**EDGE**	**EDGE**	**EDGE**	**EDGE**	-	-	-	-	-	-	-	10	10	0	0
D. Wade	PS	PS	PS	PS	PS	PS	PS	PS	PS	PS	-	-	-	-	-	-	-	0	0	0	0
C. Watson	**WR**	**WR**	**WR**	**WR**	**WR**	**WR**	**WR**	**WR**	**WR**	**WR**	-	-	-	-	-	-	-	10	10	0	0
K. Welch	P	PS	PS	PS	P	P	P	P	P	P	-	-	-	-	-	-	-	7	0	0	0
D. Whelan	P	P	P	P	P	P	P	P	P	P	-	-	-	-	-	-	-	10	0	0	0
J. Whyle	P	P	P	**TE**	P	P	P	P	GXGI	IR	-	-	-	-	-	-	-	8	1	0	1
E. Williams	**S**	**S**	**S**	**S**	**S**	**S**	**S**	**S**	**S**	**S**	-	-	-	-	-	-	-	10	10	0	0
J. Williams	P	I	P	P	P	P	P	**C**	**C**	**C**	-	-	-	-	-	-	-	9	3	0	0
S. Williams	IRD	IRD	IRD	IRD	IRD	**WR**	**WR**	**WR**	**WR**	P	-	-	-	-	-	-	-	5	4	0	0
D. Wyatt	**DT**	**DT**	**DT**	**DT**	**DT**	**DT**	**DT**	**DT**	**DT**	**DT**	-	-	-	-	-	-	-	10	10	0	0
T. Yassmin	IR	IR	IR	IR	IR	IR	IR	IR	IR	IR	-	-	-	-	-	-	-	0	0	0	0
K. Zeitler	NOT	NOT	NOT	I	P	P	I	P	P	GXGI	-	-	-	-	-	-	-	4	0	0	1

LEGEND:

CAPS=Starter, P=Player was a substitution, X=Did Not Play, GXGI=Inactive/Injury, N=On Inactive List, IR=Injured Reserve, NOT=Not on Roster, EXP/C=Exempt/Commissioner Permission, #=Roster Exemption, PS=Practice Squad, R/PUP=Reserve/PUP, IRD=Injured Reserve - Designated For Return, I=Inactive

WEEKLY INACTIVES

REGULAR SEASON

9/13/26	at	Minnesota	A. Banks, W. Brinson, A. Campbell, T. Glover, T. Hopper, J. Sturdivant
9/20/26	at	N.Y. Jets	W. Brinson, T. Glover, J. Hargrave, B. St-Juste, J. Williams
9/24/26	vs.	Atlanta	Z. Bako-Bewele, A. Banks, W. Brinson, A. Campbell, J. Reed
10/4/26	at	Tampa Bay	A. Banks, A. Campbell, J. Monk, K. Zeitler
10/11/26	vs.	Chicago	A. Banks, A. Campbell, D. Jennings, J. Monk
10/18/26	vs.	Dallas	A. Banks, J. Burton, D. Jennings, B. St-Juste
10/25/26	at	Detroit	J. Burton, Z. Franklin, D. Jennings, K. Johnson, B. St-Juste, K. Zeitler
10/29/26	vs.	Carolina	Z. Franklin, T. Glover, D. Jennings, K. Johnson, S. Rhyan, J. Smith
11/8/26	at	New England	Z. Franklin, T. Glover, D. Jennings, M. Lloyd, S. Rhyan, J. Whyle
11/15/26	vs.	Minnesota	Z. Franklin, J. Jacobs, D. Jennings, S. Rhyan, P. Strong, K. Zeitler

REGULAR-SEASON TOTALS: D. Jennings (6), A. Banks (5), A. Campbell (4), Z. Franklin (4), T. Glover (4), W. Brinson (3), S. Rhyan (3), B. St-Juste (3), K. Zeitler (3), J. Burton (2), K. Johnson (2), J. Monk (2), Z. Bako-Bewele (1), J. Hargrave (1), T. Hopper (1), J. Jacobs (1), M. Lloyd (1), J. Reed (1), J. Smith (1), P. Strong (1), J. Sturdivant (1), J. Whyle (1), J. Williams (1)



Supplemental Stats

TEAM STATS

GREEN BAY PACKERS / REGULAR SEASON WEEK 10 / THROUGH SUNDAY, NOVEMBER 15, 2026

WON 6, LOST 4

09/13	L	22-39	at Minnesota	66,940
09/20	W	20-17 (OT)	at N.Y. Jets	78,674
09/24	L	14-35	Atlanta	76,955
10/04	W	17-14	at Tampa Bay	61,467
10/11	W	31-7	Chicago	77,755
10/18	W	23-13	Dallas	77,383
10/25	L	17-20	at Detroit	64,008
10/29	W	27-19	Carolina	76,957
11/08	W	45-27	at New England	64,628
11/15	L	10-30	Minnesota	78,332

2026 TEAM STATISTICS

	GB	OPP.
FIRST DOWNS	**182**	**206**
Rushing	42	70
Passing	121	112
Penalty	19	24
Third Down-Made/Att	48/129	58/136
Third Down Efficiency	37.2%	42.6%
Fourth Down-Made/Att	11/17	9/20
Fourth Down Efficiency	64.7%	45.0%
TOTAL NET YARDS	**3,351**	**3,218**
Avg. Per Game	335.1	321.8
Total Plays	614	660
Avg. Per Play	5.5	4.9
NET YARDS RUSHING	**670**	**1,110**
Avg. Per Game	67.0	111.0
Total Rushes	219	275
Avg. Per Rush	3.1	4.0
NET YARDS PASSING	**2,681**	**2,108**
Avg. Per Game	268.1	210.8
Sacked/Yards Lost	25/160	29/186
Gross Yards	2,841	2,294
Attempts/Completions	370/233	356/224
Pct. of Completion	63.0%	62.9%
Had Intercepted	7	14
PUNTS/AVERAGE	**40/49.5**	**38/47.6**
Net Punting Average	43.7	41.0
PUNT RETURN/AVG.	**16/13.1**	**16/7.2**
KICKOFF RETURN/AVG.	**41/26.4**	**45/26.5**
INTERCEPTION RETURN/AVG.	**14/8.4**	**7/10.0**
PENALTIES/YARDS	**80/650**	**62/596**
FUMBLES/BALL LOST	**18/8**	**12/6**
TOUCHDOWNS	**26**	**27**
Rushing	6	12
Passing	20	15
Returns	0	0
EXTRA POINTS/ATTEMPTS	**21/24**	**22/22**
TWO POINT CONVERSION/ATT.	**2/2**	**2/5**
FIELD GOALS/ATTEMPTS	**15/21**	**11/12**
AVG. TIME OF POSSESSION	**28:43**	**31:17**

SCORE BY PERIODS	Q1	Q2	Q3	Q4	OT	PTS
TEAM	57	68	64	34	3	226
OPPONENTS	30	69	48	74	0	221

SCORING	TD	RU	PA	RT	K-PAT	FG	2PT	S	PTS
Trey Smack	0	0	0	0	21/24	15/21	0	0	66
Christian Watson	7	0	7	0	0/0	0/0	0	0	42
Matthew Golden	5	0	5	0	0/0	0/0	1	0	32
Josh Jacobs	3	1	2	0	0/0	0/0	0	0	18
Tucker Kraft	3	0	3	0	0/0	0/0	0	0	18
MarShawn Lloyd	3	2	1	0	0/0	0/0	0	0	18
Jordan Love	2	2	0	0	0/0	0/0	1	0	14
Kaleb Johnson	1	1	0	0	0/0	0/0	0	0	6
J. Michael Sturdivant	1	0	1	0	0/0	0/0	0	0	6
Savion Williams	1	0	1	0	0/0	0/0	0	0	6
TEAM	**26**	**6**	**20**	**0**	**21/24**	**15/21**	**2**	**0**	**226**
OPPONENTS	**27**	**12**	**15**	**0**	**22/22**	**11/12**	**1**	**0**	**221**

2-Pt Conv: Matthew Golden 1, Jordan Love 1, **TM** 2-2, **OPP** 2-5

SACKS: Lukas Van Ness 6.0, Dani Dennis-Sutton 3.0, Edgerrin Cooper 3.0, Devonte Wyatt 3.0, Karl Brooks 3.0, Barryn Sorrell 2.0, Brenton Cox Jr. 1.5, Brandon Cisse 1.5, Xavier McKinney 1.0, Evan Williams 1.0, Ty'Ron Hopper 1.0, Isaiah McDuffie 1.0, Anthony Campbell 1.0, Jonathan Ford 0.5, Keisean Nixon 0.5, **TM** 29.0, **OPP** 25.0 **FUM/LOST:** Jordan Love 5/1, Kaleb Johnson 2/1, John Williams 2/1, MarShawn Lloyd 2/1, Christian Watson 1/1, J. Michael Sturdivant 1/1, Mark Redman 1/1, Coleman Owen 1/1, Skyy Moore 1/0, Josh Jacobs 1/0, Tucker Kraft 1/0, **TM** 18/8, **OPP** 12/6

RUSHING	NO.	YDS	AVG	LONG	TD
Kaleb Johnson	52	214	4.1	34	1
MarShawn Lloyd	61	162	2.7	12	2
Josh Jacobs	36	80	2.2	10	1
Chris Brooks	17	71	4.2	27	0
Pierre Strong Jr.	25	59	2.4	8	0
Savion Williams	8	44	5.5	18	0
Jordan Love	13	23	1.8	13t	2
Tucker Kraft	4	13	3.3	8	0
Matthew Golden	1	6	6.0	6	0
Tyrod Taylor	2	-2	-1.0	-1	0
TEAM	**219**	**670**	**3.1**	**34**	**6**
OPPONENTS	**275**	**1,110**	**4.0**	**55**	**12**

RECEIVING	TAR	NO.	YDS	AVG	LONG	TD
Matthew Golden	101	58	853	14.7	50	5
Christian Watson	79	52	916	17.6	81t	7
Tucker Kraft	56	37	370	10.0	46	3
MarShawn Lloyd	20	16	105	6.6	16	1
Savion Williams	15	13	136	10.5	27	1
Josh Jacobs	13	11	68	6.2	25t	2
Pierre Strong Jr.	12	10	61	6.1	14	0
Skyy Moore	14	7	35	5.0	12	0
Jonnu Smith	8	6	94	15.7	43	0
J. Michael Sturdivant	9	6	75	12.5	32t	1
Bo Melton	10	5	34	6.8	10	0
Chris Brooks	6	4	26	6.5	15	0
Jayden Reed	8	4	24	6.0	7	0
Mark Redman	4	3	34	11.3	25	0
Kaleb Johnson	3	1	10	10.0	10	0
TEAM	**358**	**233**	**2,841**	**12.2**	**81t**	**20**
OPPONENTS	**334**	**224**	**2,294**	**10.2**	**68**	**15**

INTERCEPTIONS	NO.	YDS	AVG	LONG	TD
Xavier McKinney	6	46	7.7	36	0
Evan Williams	3	17	5.7	17	0
Ty'Ron Hopper	2	21	10.5	20	0
Edgerrin Cooper	1	18	18.0	18	0
Keisean Nixon	1	11	11.0	11	0
Brandon Cisse	1	5	5.0	5	0
TEAM	**14**	**118**	**8.4**	**36**	**0**
OPPONENTS	**7**	**70**	**10.0**	**28**	**0**

FUMBLES	FUM	LST	FF	REC	TD
Kaleb Johnson	2	1	0	0	0
MarShawn Lloyd	2	1	0	0	0
Jordan Love	5	1	0	3	0
Coleman Owen	1	1	0	0	0
Mark Redman	1	1	0	0	0
J. Michael Sturdivant	1	1	0	0	0
Christian Watson	1	1	0	0	0
John Williams	2	1	0	0	0
Zach Bako-Bewele	0	0	0	1	0
Josh Jacobs	1	0	0	0	0
Donovan Jennings	0	0	0	1	0
Tucker Kraft	1	0	0	2	0
Skyy Moore	1	0	0	1	0
TEAM	**18**	**8**	**0**	**8**	**0**
OPPONENTS	**12**	**6**	**0**	**2**	**0**

PUNTING	NO.	YDS	AVG	NET	TB	IN	LG	B
Daniel Whelan	40	1,981	49.5	43.7	6	16	75	0
TEAM	**40**	**1,981**	**49.5**	**43.7**	**6**	**16**	**75**	**0**
OPPONENTS	**38**	**1,807**	**47.6**	**41.0**	**2**	**19**	**64**	**0**

PUNT RETURNS	RET	FC	YDS	AVG	LONG	TD
Skyy Moore	9	6	133	14.8	63	0
Matthew Golden	3	1	40	13.3	17	0
Coleman Owen	4	7	36	9.0	16	0
TEAM	**16**	**14**	**209**	**13.1**	**63**	**0**
OPPONENTS	**16**	**9**	**115**	**7.2**	**18**	**0**

KICKOFF RETURNS	NO.	YDS	AVG	LONG	TD
Bo Melton	15	400	26.7	59	0
Skyy Moore	13	353	27.2	43	0
J. Michael Sturdivant	6	151	25.2	27	0
Coleman Owen	4	105	26.3	31	0
Kaleb Johnson	2	52	26.0	27	0
Savion Williams	1	22	22.0	22	0
TEAM	**41**	**1,083**	**26.4**	**59**	**0**
OPPONENTS	**45**	**1,194**	**26.5**	**68**	**0**

FIELD GOALS	1-19	20-29	30-39	40-49	50+
Trey Smack	0/0	4/5	3/4	5/8	3/4
TEAM	**0/0**	**4/5**	**3/4**	**5/8**	**3/4**
OPPONENTS	**0/0**	**2/2**	**6/6**	**2/3**	**1/1**

Trey Smack: (59G, 43G, 26G) (34G, 26G) (47B) (58G) (35G, 43WL, 47WR) (25G, 44G, 29G) (26WR, 43G, 35B) (-) (41G, 51G, 38G) (53WR, 40G)
OPP: (38G) (32G) (44G, 31G) (43WL) (40G, 22G) (39G, 50G) (34G, 32G, 20G)

PASSING	ATT	CMP	YDS	CMP%	YDS/ATT	TD	TD%	INT	INT%	LONG	SACK	LOST	RATING
Jordan Love	368	232	2,838	63.0	7.7	20	5.4	7	1.9	81t	25	160	96.9
Tyrod Taylor	2	1	3	50.0	1.5	0	0.0	0	0.0	3	0	0	56.3
TEAM	**370**	**233**	**2,841**	**63.0**	**7.7**	**20**	**5.4**	**7**	**1.9**	**81t**	**25**	**160**	**96.7**
OPPONENTS	**356**	**224**	**2,294**	**62.9**	**6.4**	**15**	**4.2**	**14**	**3.9**	**68**	**29**	**186**	**79.0**

DEFENSIVE STATS

2026 REGULAR SEASON GREEN BAY PACKERS DEFENSIVE STATS (THROUGH WEEK 10)

PLAYER	TKL.	AST.	COMB	TFL	SACKS/SK. YDS.	QBH	FR	FF	INT./YDS.	PD
E. Williams	49	29	78	2	1.0/6.0	4	1	0	3/17	8
I. McDuffie	24	32	56	3	1.0/9.0	1	2	2	0/0	0
K. Nixon	39	15	54	5	0.5/4.0	2	0	0	1/11	8
J. Bullard	25	23	48	6	0.0/0.0	1	0	1	0/0	7
X. McKinney	24	19	43	2	1.0/8.0	2	0	0	6/46	7
Z. Franklin	18	23	41	2	0.0/0.0	2	0	1	0/0	1
B. Cisse	25	12	37	2	1.5/9.0	2	0	0	1/5	9
L. Van Ness	22	15	37	7	6.0/39.0	13	0	0	0/0	1
E. Cooper	18	12	30	6	3.0/16.0	3	0	0	1/18	1
B. Sorrell	14	14	28	2	2.0/12.5	5	0	0	0/0	0
B. Cox Jr.	16	10	26	3	1.5/11.0	8	2	0	0/0	0
T. Hopper	14	12	26	0	1.0/0.0	2	0	0	2/21	6
D. Dennis-Sutton	9	14	23	4	3.0/20.5	7	1	0	0/0	2
D. Wyatt	12	9	21	4	3.0/19.0	3	0	1	0/0	0
C. McClellan	6	13	19	0	0.0/0.0	2	0	0	0/0	0
K. Brooks	9	8	17	6	3.0/21.0	4	0	0	0/0	0
C. Valentine	9	4	13	0	0.0/0.0	0	0	0	0/0	3
A. Campbell	8	2	10	2	1.0/7.0	1	0	1	0/0	1
N. Niemann	4	2	6	0	0.0/0.0	0	0	0	0/0	1
J. Hargrave	2	4	6	0	0.0/0.0	2	0	0	0/0	1
J. Ford	3	2	5	0	0.5/4.0	1	0	0	0/0	0
J. Riley	0	5	5	0	0.0/0.0	0	0	0	0/0	0
K. Oladapo	2	2	4	0	0.0/0.0	0	0	0	0/0	0
K. Hadden	2	0	2	0	0.0/0.0	0	0	0	0/0	0
B. St-Juste	0	1	1	0	0.0/0.0	0	0	0	0/0	0
TOTALS	**354**	**282**	**636**	**56**	**29.0/186.0**	**65**	**6**	**6**	**14/118**	**56**

DEFENSIVE SCORES

INT (0)

FR (0)

Safety (0)

SPECIAL TEAMS BIG PLAYS

FR (0)

REGULAR SEASON DEFENSIVE AND SPECIAL TEAMS STATISTICS ARE BASED ON PRESS BOX STATISTICS.

SPECIAL TEAMS STATS

2026 REGULAR SEASON SPECIAL TEAMS STATS								
PLAYER	TACKLES	SOLO	ASSISTS	FOR FUMBLES	FUMBLE REC	BLKD FG	BLKD PAT	BLKD PUNT
Kamal Hadden	11	6	5	0	0	0	0	0
Nick Niemann	9	5	4	0	0	0	0	0
Ty'Ron Hopper	8	3	5	0	0	0	0	0
Isaiah McDuffie	7	3	4	0	0	0	0	0
Bo Melton	6	5	1	0	0	0	0	0
J. Michael Sturdivant	6	4	2	0	0	0	0	0
Kristian Welch	6	3	3	0	0	0	0	0
Evan Williams	6	1	5	0	0	0	0	0
Barryn Sorrell	4	4	0	0	0	0	0	0
Dani Dennis-Sutton	2	1	1	0	0	0	0	0
Kitan Oladapo	2	1	1	0	0	0	0	0
Arron Mosby	2	0	2	0	0	0	0	0
Chris Brooks	1	1	0	0	0	0	0	0
Javon Bullard	1	1	0	0	0	0	0	0
Brandon Cisse	1	1	0	0	0	0	0	0
Xavier McKinney	1	1	0	0	0	0	0	0
Lukas Van Ness	1	1	0	0	0	0	0	0
Benjamin St-Juste	1	1	0	0	0	0	0	0
Karl Brooks	1	0	1	0	0	0	0	0
Skyy Moore	0	0	0	0	1	0	0	0
2026 TOTALS	**76**	**42**	**34**	**0**	**1**	**0**	**0**	**0**
OPPONENTS	**73**	**41**	**32**	**2**	**4**	**2**	**0**	**0**

OPPONENT STATS

LOS ANGELES RAMS / REGULAR SEASON WEEK 10 / THROUGH SUNDAY, NOVEMBER 15, 2026

WON 6, LOST 4

09/10	L	7-27	San Francisco	100,021
09/21	W	28-6	N.Y. Giants	73,773
09/27	L	26-30	at Denver	76,333
10/04	W	24-20	at Philadelphia	69,879
10/12	L	34-37 (OT)	Buffalo	73,882
10/18	L	16-18	Arizona	72,573
10/25	W	35-21	at Las Vegas	62,550
11/01	W	24-9	L.A. Chargers	73,621
11/08	W	20-13	at Washington	64,016
11/15	W	34-6	at Arizona	60,926

2026 TEAM STATISTICS

	LAR	OPP.
FIRST DOWNS	**236**	**167**
Rushing	81	49
Passing	133	97
Penalty	22	21
Third Down-Made/Att	51/122	36/120
Third Down Efficiency	41.8%	30.0%
Fourth Down-Made/Att	10/15	4/14
Fourth Down Efficiency	66.7%	28.6%
TOTAL NET YARDS	**3,854**	**2,845**
Avg. Per Game	385.4	284.5
Total Plays	678	579
Avg. Per Play	5.7	4.9
NET YARDS RUSHING	**1,330**	**968**
Avg. Per Game	133.0	96.8
Total Rushes	288	247
Avg. Per Rush	4.6	3.9
NET YARDS PASSING	**2,524**	**1,877**
Avg. Per Game	252.4	187.7
Sacked/Yards Lost	15/112	21/113
Gross Yards	2,636	1,990
Attempts/Completions	375/250	311/190
Pct. of Completion	66.7%	61.1%
Had Intercepted	10	9
PUNTS/AVERAGE	**33/49.2**	**37/49.0**
Net Punting Average	40.5	43.7
PUNT RETURN/AVG.	**16/7.3**	**15/12.3**
KICKOFF RETURN/AVG.	**37/24.0**	**30/27.5**
INTERCEPTION RETURN/AVG.	**9/18.4**	**10/11.2**
PENALTIES/YARDS	**76/614**	**57/442**
FUMBLES/BALL LOST	**8/5**	**13/3**
TOUCHDOWNS	**31**	**16**
Rushing	12	4
Passing	19	11
Returns	0	1
EXTRA POINTS/ATTEMPTS	**29/29**	**10/11**
TWO POINT CONVERSION/ATT.	**0/2**	**3/5**
FIELD GOALS/ATTEMPTS	**11/15**	**25/28**
AVG. TIME OF POSSESSION	**31:59**	**28:01**

SCORE BY PERIODS	Q1	Q2	Q3	Q4	OT	PTS
TEAM	36	88	49	75	0	248
OPPONENTS	30	56	38	60	3	187

SCORING	TD	RU	PA	RT	K-PAT	FG	2PT	S	PTS
K. Williams	7	6	1	0	0/0	0/0	0	0	42
B. Corum	6	5	1	0	0/0	0/0	0	0	36
P. Nacua	5	1	4	0	0/0	0/0	0	0	30
B. McManus	0	0	0	0	14/14	5/5	0	0	29
H. Mevis	0	0	0	0	14/14	5/9	0	0	29
D. Adams	4	0	4	0	0/0	0/0	0	0	24
D. Allen	3	0	3	0	0/0	0/0	0	0	18
T. Higbee	2	0	2	0	0/0	0/0	0	0	12
T. Ferguson	1	0	1	0	0/0	0/0	0	0	6
K. Mumpfield	1	0	1	0	0/0	0/0	0	0	6
C. Parkinson	1	0	1	0	0/0	0/0	0	0	6
X. Smith	1	0	1	0	0/0	0/0	0	0	6
B. Grupe	0	0	0	0	0/0	1/1	0	0	3
E. Evans	0	0	0	0	1/1	0/0	0	0	1
TEAM	**31**	**12**	**19**	**0**	**29/29**	**11/15**	**0**	**0**	**248**
OPPONENTS	**16**	**4**	**11**	**1**	**10/11**	**25/28**	**3**	**0**	**187**

2-Pt Conv: TM 0-2, **OPP** 3-5

SACKS: B. Young 5.5, M. Garrett 3.0, B. Fiske 2.5, O. Speights 2.0, J. Stewart 2.0, W. Bailey 2.0, A. Donald 1.5, T. Davis 1.0, S. Dolac 1.0, K. Kinchens 0.5, **TM** 21.0, **OPP** 14.0 **FUM/LOST:** K. Williams 2/2, T. Higbee 2/2, P. Nacua 1/1, B. Corum 1/0, J. Whittington 1/0, M. Stafford 1/0, **TM** 8/5, **OPP** 13/3

RUSHING	NO.	YDS	AVG	LONG	TD
K. Williams	139	616	4.4	30	6
B. Corum	103	547	5.3	23t	5
R. Rivers	20	100	5.0	16	0
P. Nacua	7	41	5.9	15	1
M. Stafford	17	17	1.0	10	0
S. Bennett IV	1	9	9.0	9	0
D. Allen	1	0	0.0	0	0
TEAM	**288**	**1,330**	**4.6**	**30**	**12**
OPPONENTS	**247**	**968**	**3.9**	**31**	**4**

RECEIVING	TAR	NO.	YDS	AVG	LONG	TD
P. Nacua	93	70	715	10.2	43	4
K. Williams	51	38	267	7.0	20	1
D. Adams	49	30	480	16.0	64	4
T. Higbee	43	31	304	9.8	30	2
K. Mumpfield	27	14	243	17.4	48t	1
C. Parkinson	25	20	127	6.4	15	1
B. Corum	21	13	118	9.1	34	1
D. Allen	17	13	110	8.5	21	3
T. Atwell	15	8	130	16.3	40	0
T. Ferguson	12	7	63	9.0	20	1
J. Whittington	4	2	12	6.0	8	0
X. Smith	3	2	40	20.0	22t	1
C. Daniels Jr.	2	1	22	22.0	22	0
R. Rivers	1	1	5	5.0	5	0
TEAM	**363**	**250**	**2,636**	**10.5**	**64**	**19**
OPPONENTS	**299**	**190**	**1,990**	**10.5**	**57**	**11**

INTERCEPTIONS	NO.	YDS	AVG	LONG	TD
Q. Lake	3	45	15.0	45	0
T. McDuffie	2	48	24.0	26	0
K. Kinchens	1	33	33.0	33	0
J. Wallace	1	26	26.0	26	0
W. Bailey	1	11	11.0	11	0
J. Watson	1	3	3.0	3	0
TEAM	**9**	**166**	**18.4**	**45**	**0**
OPPONENTS	**10**	**112**	**11.2**	**66t**	**1**

FUMBLES	FUM	LST	FF	REC	TD
T. Higbee	2	2	0	0	0
K. Williams	2	2	0	0	0
P. Nacua	1	1	0	0	0
B. Corum	1	0	0	1	0
M. Stafford	1	0	0	1	0
J. Whittington	1	0	0	1	0
TEAM	**8**	**5**	**0**	**3**	**0**
OPPONENTS	**13**	**3**	**0**	**2**	**0**

PUNTING	NO.	YDS	AVG	NET	TB	IN	LG	B
E. Evans	33	1,623	49.2	40.5	5	10	67	0
TEAM	**33**	**1,623**	**49.2**	**40.5**	**5**	**10**	**67**	**0**
OPPONENTS	**37**	**1,812**	**49.0**	**43.7**	**4**	**17**	**78**	**0**

PUNT RETURNS	RET	FC	YDS	AVG	LONG	TD
X. Smith	7	2	69	9.9	19	0
A. Bachman	9	3	47	5.2	15	0
K. Williams	0	7	0	0.0	0	0
TEAM	**16**	**12**	**116**	**7.3**	**19**	**0**
OPPONENTS	**15**	**7**	**185**	**12.3**	**41**	**0**

KICKOFF RETURNS	NO.	YDS	AVG	LONG	TD
J. Whittington	12	316	26.3	34	0
A. Bachman	13	298	22.9	32	0
X. Smith	7	144	20.6	29	0
R. Rivers	3	87	29.0	34	0
D. Connors	1	23	23.0	23	0
B. Presley	1	20	20.0	20	0
TEAM	**37**	**888**	**24.0**	**34**	**0**
OPPONENTS	**30**	**826**	**27.5**	**70**	**0**

FIELD GOALS	1-19	20-29	30-39	40-49	50+
H. Mevis	0/0	0/0	2/2	3/6	0/1
B. Grupe	0/0	0/0	0/0	1/1	0/0
B. McManus	0/0	2/2	2/2	1/1	0/0
TEAM	**0/0**	**2/2**	**4/4**	**5/8**	**0/1**
OPPONENTS	**0/0**	**7/7**	**7/7**	**8/9**	**3/5**

H. Mevis: (-) (43WL) (36G, 35G, 40G, 48G) (40G, 48WL) (50WL, 48B) (-) (-) (-) (-) (-) B. Grupe: (-) (-) (-) (-) (-) (44G) (-) (-) (-) (-) B. McManus: (-) (-) (-) (-) (-) (-) (30G) (33G, 20G) (24G, 43G)

OPP: (20G, 56G, 52RU) (24G, 52G) (43LU) (29G, 56G) (49G, 23G, 45G) (34G, 30G, 22G, 38G, 27G, 43G) (51WL, 30G, 27G, 36G) (34G, 46G, 41G) (37G, 41G) (49G, 49G)

PASSING	ATT	CMP	YDS	CMP%	YDS/ATT	TD	TD%	INT	INT%	LONG	SACK	LOST	RATING
M. Stafford	372	248	2,623	66.7	7.1	19	5.1	10	2.7	64	15	112	92.8
S. Bennett IV	3	2	13	66.7	4.3	0	0.0	0	0.0	8	0	0	75.7
TEAM	**375**	**250**	**2,636**	**66.7**	**7.0**	**19**	**5.1**	**10**	**2.7**	**64**	**15**	**112**	**92.7**
OPPONENTS	**311**	**190**	**1,990**	**61.1**	**6.4**	**11**	**3.5**	**9**	**2.9**	**57**	**21**	**113**	**79.4**

STATS MATCH-UP: PLAYERS

GREEN BAY			L.A. RAMS		
	PLAYER	STAT		PLAYER	STAT
OFFENSIVE			**OFFENSIVE**		
Passing Yards	Jordan Love	2,838	Passing Yards	Matthew Stafford	2,623
Passing Attempts	Jordan Love	368	Passing Attempts	Matthew Stafford	372
Passing Completions	Jordan Love	232	Passing Completions	Matthew Stafford	248
Completion Pct.	Jordan Love	63.0%	Completion Pct.	Matthew Stafford Stetson Bennett IV	66.7%
Passing TDs	Jordan Love	20	Passing TDs	Matthew Stafford	19
Rushing Yards	Kaleb Johnson	214	Rushing Yards	Kyren Williams	616
Rushing Avg.	Savion Williams	5	Rushing Avg.	Blake Corum	5
Rushing TDs	Jordan Love MarShawn Lloyd	2	Rushing TDs	Kyren Williams	6
Receptions	Matthew Golden	58	Receptions	Puka Nacua	70
Receiving Yards	Christian Watson	916	Receiving Yards	Puka Nacua	715
Avg. Yards-Per-Rec	Christian Watson	17.6	Avg. Yards-Per-Rec	Xavier Smith	20.0
Receiving TDs	Christian Watson	7	Receiving TDs	Davante Adams Puka Nacua	4
Points	Trey Smack	66	Points	Kyren Williams	42
DEFENSIVE			**DEFENSIVE**		
Sacks/Yards	Lukas Van Ness	6.0/39.0	Sacks/Yards	Byron Young	5.5/22.0
Int/Yards/Longest	Ty'Ron Hopper	2/21/21	Int/Yards/Longest	Quentin Lake	3/45/45
Solo/Assists/Tackles	Evan Williams	49/29/78	Solo/Assists/Tackles	Nate Landman	38/28/66
FF/FR	Isaiah McDuffie	2/2	FF/FR	Byron Young Omar Speights	1/1
Quarterback Hits	Lukas Van Ness	13	Quarterback Hits	Byron Young	12
Passes Defensed	Brandon Cisse	9	Passes Defensed	Quentin Lake	11
Tackles for Loss	Lukas Van Ness	7	Tackles for Loss	Byron Young	7
SPECIAL TEAMS			**SPECIAL TEAMS**		
ST Tackles	Kamal Hadden	6	ST Tackles	Omar Speights	5
KO Returns	Bo Melton	15	KO Returns	Alex Bachman	13
KO Returns Yards (avg)	Bo Melton	400 (26.7)	KO Returns Yards (avg)	Jordan Whittington	316 (26.3)
Punt Returns	Skyy Moore	9	Punt Returns	Alex Bachman	9
Punt Returns Yards (avg)	Skyy Moore	133 (14.8)	Punt Returns Yards (avg)	Xavier Smith	69 (9.9)
Field Goals Made/Att	Trey Smack	15/21 (71.4%)	Field Goals Made/Att	Harrison Mevis	5/9 (55.6%)
Punts	Daniel Whelan	40	Punts	Ethan Evans	33
Punt Yards (Avg/Net Avg)	Daniel Whelan	1,981 (49.5/43.7)	Punt Yards (Avg/Net Avg)	Ethan Evans	1,623 (49.2/40.5)

OFFENSE - TEAM STATS - GAME-BY-GAME

2026 REGULAR SEASON PACKERS GAME-BY-GAME OFFENSE

	09/13 @ MIN	09/20 @ NYJ	09/24 ATL	10/04 @ TB	10/11 CHI	10/18 DAL	10/25 @ DET	10/29 CAR	11/08 @ NE	11/15 MIN	11/25 @ LAR	12/06 @ NO	12/13 BUF	12/20 MIA	12/25 @ CHI	01/04 HOU	01/10 DET	Totals
FIRST DOWNS																		
Total	19	16	18	15	18	20	17	21	22	16								**182**
Rushing	3	4	1	4	7	4	4	6	6	3								**42**
Passing	16	8	15	9	11	13	12	13	13	11								**121**
Penalty	0	4	2	2	0	3	1	2	3	2								**19**
THIRD DOWNS																		
Attempts	12	9	15	10	12	18	15	16	12	10								**129**
Converted	3	1	6	2	4	11	5	9	4	3								**48**
Percentage	25.0%	11.1%	40.0%	20.0%	33.3%	61.1%	33.3%	56.3%	33.3%	30.0%								**37.2%**
FOURTH DOWNS																		
Attempts	2	1	3	3	1	1	4	0	1	1								**17**
Converted	0	0	2	3	1	1	3	0	0	1								**11**
Percentage	0.0%	0.0%	66.7%	100.0%	100.0%	100.0%	75.0%	0	0.0%	100.0%								**64.7%**
TOT. OFFENSE																		
Net Yards	419	199	328	283	428	318	324	354	478	220								**3,351**
Plays	67	50	63	55	59	70	65	67	64	54								**614**
Avg./Play	6.3	4.0	5.2	5.1	7.3	4.5	5.0	5.3	7.5	4.1								**5.5**
RUSHING																		
Net Yards	66	63	17	86	70	57	60	66	129	56								**670**
Rush. Att.	21	18	9	25	26	26	19	26	32	17								**219**
Avg./Att.	3.1	3.5	1.9	3.4	2.7	2.2	3.2	2.5	4.0	3.3								**3.1**
PASSING																		
Net Yards	353	136	311	197	358	261	264	288	349	164								**2,681**
Attempts	42	29	53	30	31	41	45	41	29	29								**370**
Completions	21	16	28	22	25	23	27	30	23	18								**233**
Intercepted	1	0	1	1	0	1	1	1	0	1								**7**
Gross Yards	387	145	312	197	367	276	274	288	372	223								**2,841**
Sacked	4.0	3.0	1.0	0.0	2.0	3.0	1.0	0.0	3.0	8.0								**25.0**
Yards Lost	34	9	1	0	9	15	10	0	23	59								**160**
ADVANCES																		
Rushes	21	18	9	25	26	26	19	26	32	17								**219**
Completions	21	16	28	22	25	23	27	30	23	18								**233**
Totals	42	34	37	47	51	49	46	56	55	35								**452**
Total Drives	12	12	10	10	13	10	10	12	14	11								**114**
PENALTIES																		
Number	12	14	6	10	4	11	8	6	3	6								**80**
Yards	98	133	45	68	25	96	81	45	14	45								**650**
FUMBLES																		
Number	2	5	1	2	1	0	0	3	1	3								**18**
Lost	1	1	0	1	0	0	0	2	0	3								**8**
PUNTING																		
Yards	116	324	250	180	221	151	100	223	214	202								**1,981**
Punts	3	6	5	4	4	3	2	5	4	4								**40**
Net Avg.	34.3	50.3	45.6	41.8	48.0	44.3	42.5	38.8	40.0	45.5								**43.7**
Gross Avg.	38.7	54.0	50.0	45.0	55.3	50.3	50.0	44.6	53.5	50.5								**49.5**
SCORING																		
Points	22	20	14	17	31	23	17	27	45	10								**226**
Q1	9	0	7	0	7	7	7	6	14	0								**57**
Q2	10	7	0	10	7	10	0	14	10	0								**68**
Q3	3	0	0	7	9	3	7	7	18	10								**64**
Q4	0	10	7	0	8	3	3	0	3	0								**34**
OT	0	3	0	0	0	0	0	0	0	0								**3**
TD Rushing	0	0	0	0	2	1	0	1	2	0								**6**
TD Passing	2	2	2	2	2	1	2	3	3	1								**20**
TD KO Returns	0	0	0	0	0	0	0	0	0	0								**0**
TD Punt Returns	0	0	0	0	0	0	0	0	0	0								**0**
TD Sp. Teams	0	0	0	0	0	0	0	0	0	0								**0**
TD Def. Returns	0	0	0	0	0	0	0	0	0	0								**0**
FG Attempts	3	2	1	1	3	3	3	0	3	2								**21**
FG Made	3	2	0	1	1	3	1	0	3	1								**15**
Safety	0	0	0	0	0	0	0	0	0	0								**0**
2-Pt Attempts	0	0	0	0	1	0	0	0	1	0								**2**
2-Pt Made	0	0	0	0	1	0	0	0	1	0								**2**
TOP	27:02	26:57	22:55	30:10	30:24	30:51	29:59	31:03	35:01	24:44								**28:54**

DEFENSE - TEAM STATS - GAME-BY-GAME

2026 REGULAR SEASON PACKERS GAME-BY-GAME DEFENSE

	09/13 @ MIN	09/20 @ NYJ	09/24 ATL	10/04 @ TB	10/11 CHI	10/18 DAL	10/25 @ DET	10/29 CAR	11/08 @ NE	11/15 MIN	11/25 @ LAR	12/06 @ NO	12/13 BUF	12/20 MIA	12/25 @ CHI	01/04 HOU	01/10 DET	Totals
FIRST DOWNS																		
Total	19	21	25	19	17	24	26	14	22	19								**206**
Rushing	6	6	15	8	5	4	7	4	8	7								**70**
Passing	8	11	8	10	11	16	14	10	13	11								**112**
Penalty	5	4	2	1	1	4	5	0	1	1								**24**
THIRD DOWNS																		
Attempts	15	19	10	12	14	13	10	18	9	16								**136**
Converted	8	8	6	5	4	5	5	5	4	8								**58**
Percentage	53.3%	42.1%	60.0%	41.7%	28.6%	38.5%	50.0%	27.8%	44.4%	50.0%								**42.6%**
FOURTH DOWNS																		
Attempts	0	1	0	3	5	4	2	4	0	1								**20**
Converted	0	0	0	2	2	2	0	2	0	1								**9**
Percentage	0	0.0%	0	66.7%	40.0%	50.0%	0.0%	50.0%	0	100.0%								**45.0%**
TOT. OFFENSE																		
Net Yards	239	285	498	275	246	303	415	258	387	312								**3,218**
Plays	61	72	66	61	68	70	66	70	61	65								**660**
Avg./Play	3.9	4.0	7.5	4.5	3.6	4.3	6.3	3.7	6.3	4.8								**4.9**
RUSHING																		
Net Yards	107	67	242	141	81	48	119	82	94	129								**1,110**
Rush. Att.	34	27	41	31	24	15	33	23	16	31								**275**
Avg./Att.	3.1	2.5	5.9	4.5	3.4	3.2	3.6	3.6	5.9	4.2								**4.0**
PASSING																		
Net Yards	132	218	256	134	165	255	296	176	293	183								**2,108**
Attempts	24	41	25	27	40	54	32	41	41	31								**356**
Completions	15	27	18	19	23	34	22	23	22	21								**224**
Intercepted	1	0	1	2	3	2	0	1	3	1								**14**
Gross Yards	151	247	256	148	195	258	303	209	320	207								**2,294**
Sacked	3.0	4.0	0.0	3.0	4.0	1.0	1.0	6.0	4.0	3.0								**29.0**
Yards Lost	19	29	0	14	30	3	7	33	27	24								**186**
ADVANCES																		
Rushes	34	27	41	31	24	15	33	23	16	31								**275**
Completions	15	27	18	19	23	34	22	23	22	21								**224**
Totals	49	54	59	50	47	49	55	46	38	52								**499**
Total Drives	13	12	11	9	12	10	10	13	14	12								**116**
PENALTIES																		
Number	3	13	6	4	3	11	5	5	5	7								**62**
Yards	15	156	83	17	20	108	50	41	31	75								**596**
FUMBLES																		
Number	0	3	0	1	2	1	3	1	1	0								**12**
Lost	0	0	0	0	2	0	2	1	1	0								**6**
PUNTING																		
Yards	161	344	91	160	212	135	104	195	228	177								**1,807**
Punts	4	7	2	4	4	3	2	4	5	3								**38**
Net Avg.	36.0	33.1	45.5	35.3	46.3	39.7	42.0	47.0	43.0	53.0								**41.0**
Gross Avg.	40.3	49.1	45.5	40.0	53.0	45.0	52.0	48.8	45.6	59.0								**47.6**
SCORING																		
Points	39	17	35	14	7	13	20	19	27	30								**221**
Q1	3	0	7	0	0	0	7	3	0	10								**30**
Q2	7	7	10	7	7	0	3	7	14	7								**69**
Q3	7	7	7	0	0	7	7	3	7	3								**48**
Q4	22	3	11	7	0	6	3	6	6	10								**74**
OT	0	0	0	0	0	0	0	0	0	0								**0**
TD Rushing	2	1	3	1	1	1	0	1	1	1								**12**
TD Passing	3	1	1	1	0	1	2	1	3	2								**15**
TD KO Returns	0	0	0	0	0	0	0	0	0	0								**0**
TD Punt Returns	0	0	0	0	0	0	0	0	0	0								**0**
TD Sp. Teams	0	0	0	0	0	0	0	0	0	0								**0**
TD Def. Returns	0	0	0	0	0	0	0	0	0	0								**0**
FG Attempts	1	1	2	0	1	0	2	2	0	3								**12**
FG Made	1	1	2	0	0	0	2	2	0	3								**11**
Safety	0	0	0	0	0	0	0	0	0	0								**0**
2-Pt Attempts	1	0	1	0	0	1	0	1	1	0								**5**
2-Pt Made	1	0	1	0	0	0	0	0	0	0								**2**
TOP	32:58	37:40	37:05	29:50	29:36	29:09	30:01	28:57	24:59	35:16								**31:33**

SACKS / QB HITS / PASSES DEFENSED

2026 REGULAR SEASON

QUARTERBACK SACKS

DATE	OPPONENT	SACKS	YARDS	PLAYERS
09/13	at Minnesota	3.0	19	Edgerrin Cooper 1.0-6.0, Lukas Van Ness 1.0-5.0, Jonathan Ford 0.5-4.0, Keisean Nixon 0.5-4.0
09/20	at N.Y. Jets	4.0	29	Lukas Van Ness 1.5-8.5, Edgerrin Cooper 1.0-10.0, Brandon Cisse 0.5-3.0, Dani Dennis-Sutton 0.5-4.5, Barryn Sorrell 0.5-3.0
09/24	Atlanta	0.0	0	--
10/04	at Tampa Bay	3.0	14	Edgerrin Cooper 1.0-0.0, Xavier McKinney 1.0-8.0, Evan Williams 1.0-6.0
10/11	Chicago	4.0	30	Devonte Wyatt 2.0-13.0, Brandon Cisse 1.0-6.0, Dani Dennis-Sutton 1.0-11.0
10/18	Dallas	1.0	3	Lukas Van Ness 1.0-3.0
10/25	at Detroit	1.0	7	Anthony Campbell 1.0-7.0
10/29	Carolina	6.0	33	Brenton Cox Jr. 1.0-10.0, Dani Dennis-Sutton 1.0-4.0, Ty'Ron Hopper 1.0-0.0, Barryn Sorrell 1.0-5.0, Lukas Van Ness 1.0-8.0, Devonte Wyatt 1.0-6.0
11/08	at New England	4.0	27	Karl Brooks 2.0-16.0, Isaiah McDuffie 1.0-9.0, Brenton Cox Jr. 0.5-1.0, Dani Dennis-Sutton 0.5-1.0
11/15	Minnesota	3.0	24	Lukas Van Ness 1.5-14.5, Karl Brooks 1.0-5.0, Barryn Sorrell 0.5-4.5
11/25	at L.A. Rams	--	--	--
12/06	at New Orleans	--	--	--
12/13	Buffalo	--	--	--
12/20	Miami	--	--	--
12/25	at Chicago	--	--	--
01/04	Houston	--	--	--
01/10	Detroit	--	--	--
TOTALS		**29.0**	**186**	**LUKAS VAN NESS 6.0-39.0, KARL BROOKS 3.0-21.0, EDGERRIN COOPER 3.0-16.0, DANI DENNIS-SUTTON 3.0-20.5, DEVONTE WYATT 3.0-19.0, BARRYN SORRELL 2.0-12.5, BRANDON CISSE 1.5-9.0, BRENTON COX JR. 1.5-11.0, ANTHONY CAMPBELL 1.0-7.0, TY'RON HOPPER 1.0-0.0, ISAIAH MCDUFFIE 1.0-9.0, XAVIER MCKINNEY 1.0-8.0, EVAN WILLIAMS 1.0-6.0, JONATHAN FORD 0.5-4.0, KEISEAN NIXON 0.5-4.0**

QUARTERBACK HITS

DATE	OPPONENT	QBH	PLAYERS
09/13	at Minnesota	6	Keisean Nixon 2, Edgerrin Cooper 1, Jonathan Ford 1, Zaire Franklin 1, Lukas Van Ness 1
09/20	at N.Y. Jets	10	Lukas Van Ness 4, Dani Dennis-Sutton 2, Brandon Cisse 1, Edgerrin Cooper 1, Barryn Sorrell 1, Evan Williams 1
09/24	Atlanta	1	Lukas Van Ness 1
10/04	at Tampa Bay	7	Brenton Cox Jr. 2, Evan Williams 2, Edgerrin Cooper 1, Javon Hargrave 1, Xavier McKinney 1
10/11	Chicago	10	Dani Dennis-Sutton 2, Lukas Van Ness 2, Devonte Wyatt 2, Brandon Cisse 1, Brenton Cox Jr. 1, Javon Hargrave 1, Chris McClellan 1
10/18	Dallas	7	Barryn Sorrell 2, Dani Dennis-Sutton 1, Zaire Franklin 1, Xavier McKinney 1, Lukas Van Ness 1, Evan Williams 1
10/25	at Detroit	1	Lukas Van Ness 1
10/29	Carolina	9	Brenton Cox Jr. 2, Ty'Ron Hopper 2, Anthony Campbell 1, Dani Dennis-Sutton 1, Barryn Sorrell 1, Lukas Van Ness 1, Devonte Wyatt 1
11/08	at New England	9	Karl Brooks 3, Brenton Cox Jr. 3, Dani Dennis-Sutton 1, Chris McClellan 1, Isaiah McDuffie 1
11/15	Minnesota	5	Lukas Van Ness 2, Karl Brooks 1, Javon Bullard 1, Barryn Sorrell 1
11/25	at L.A. Rams	--	--
12/06	at New Orleans	--	--
12/13	Buffalo	--	--
12/20	Miami	--	--
12/25	at Chicago	--	--
01/04	Houston	--	--
01/10	Detroit	--	--
TOTALS		**65**	**LUKAS VAN NESS 13, BRENTON COX JR. 8, DANI DENNIS-SUTTON 7, BARRYN SORRELL 5, KARL BROOKS 4, EVAN WILLIAMS 4, EDGERRIN COOPER 3, DEVONTE WYATT 3, BRANDON CISSE 2, ZAIRE FRANKLIN 2, JAVON HARGRAVE 2, TY'RON HOPPER 2, CHRIS MCCLELLAN 2, XAVIER MCKINNEY 2, KEISEAN NIXON 2, JAVON BULLARD 1, ANTHONY CAMPBELL 1, JONATHAN FORD 1, ISAIAH MCDUFFIE 1**

PASSES DEFENSED

DATE	OPPONENT	PD	PLAYERS
09/13	at Minnesota	2	Brandon Cisse 1, Keisean Nixon 1
09/20	at N.Y. Jets	4	Javon Bullard 2, Evan Williams 2
09/24	Atlanta	2	Javon Hargrave 1, Xavier McKinney 1
10/04	at Tampa Bay	5	Keisean Nixon 2, Evan Williams 2, Edgerrin Cooper 1
10/11	Chicago	8	Xavier McKinney 2, Javon Bullard 1, Brandon Cisse 1, Dani Dennis-Sutton 1, Zaire Franklin 1, Ty'Ron Hopper 1, Keisean Nixon 1
10/18	Dallas	8	Javon Bullard 3, Brandon Cisse 2, Ty'Ron Hopper 1, Carrington Valentine 1, Evan Williams 1
10/25	at Detroit	7	Brandon Cisse 2, Keisean Nixon 2, Javon Bullard 1, Anthony Campbell 1, Evan Williams 1
10/29	Carolina	8	Ty'Ron Hopper 3, Brandon Cisse 2, Dani Dennis-Sutton 1, Xavier McKinney 1, Lukas Van Ness 1
11/08	at New England	6	Xavier McKinney 2, Brandon Cisse 1, Nick Niemann 1, Carrington Valentine 1, Evan Williams 1
11/15	Minnesota	6	Keisean Nixon 2, Ty'Ron Hopper 1, Xavier McKinney 1, Carrington Valentine 1, Evan Williams 1
11/25	at L.A. Rams	--	--
12/06	at New Orleans	--	--
12/13	Buffalo	--	--
12/20	Miami	--	--
12/25	at Chicago	--	--
01/04	Houston	--	--
01/10	Detroit	--	--

SACKS / QB HITS / PASSES DEFENSED

TOTALS	56	BRANDON CISSE 9, KEISEAN NIXON 8, EVAN WILLIAMS 8, JAVON BULLARD 7, XAVIER MCKINNEY 7, TY'RON HOPPER 6, CARRINGTON VALENTINE 3, DANI DENNIS-SUTTON 2, ANTHONY CAMPBELL 1, EDGERRIN COOPER 1, ZAIRE FRANKLIN 1, JAVON HARGRAVE 1, NICK NIEMANN 1, LUKAS VAN NESS 1

INTERCEPTIONS - FUMBLES

INTERCEPTIONS (AS OF NOV 23, 2026, 2:08 AM PST) 2026 : REGULAR SEASON

PACKERS INTERCEPTIONS

PLAYERS	TIMES	WHERE/WHEN
Xavier McKinney	6	1 Atlanta - (9/24); 2 Chicago - (10/11); 2 at New England - (11/8); 1 Minnesota - (11/15)
Evan Williams	3	1 at Tampa Bay - (10/4); 1 Dallas - (10/18); 1 at New England - (11/8)
Ty'Ron Hopper	2	1 Chicago - (10/11); 1 Carolina - (10/29)
Brandon Cisse	1	1 Dallas - (10/18)
Edgerrin Cooper	1	1 at Tampa Bay - (10/4)
Keisean Nixon	1	1 at Minnesota - (9/13)
2026 TOTALS	**14**	

(AS OF NOV 23, 2026, 2:08 AM PST) 2026 : REGULAR SEASON

PLAYER	FUMBLES	LOST	OWN RECOVERED	OWN REC YARDS	FUMBLED GAMES
Jordan Love	5	1	3	0	1 - at Minnesota (9/13); 0 - at N.Y. Jets (9/20); 0 - vs Atlanta (9/24); 0 - vs Chicago (10/11); 0 - vs Carolina (10/29);
Kaleb Johnson	2	1	0	0	0 - at N.Y. Jets (9/20); 1 - at Tampa Bay (10/4);
MarShawn Lloyd	2	1	0	0	1 - at N.Y. Jets (9/20); 0 - at Tampa Bay (10/4);
John Williams	2	1	0	-19	0 - vs Carolina (10/29); 1 - vs Minnesota (11/15);
Josh Jacobs	1	0	0	0	0 - at New England (11/8);
Tucker Kraft	1	0	2	5	0 - at N.Y. Jets (9/20); 0 - vs Atlanta (9/24);
Skyy Moore	1	0	1	0	0 - at N.Y. Jets (9/20);
Coleman Owen	1	1	0	0	1 - vs Carolina (10/29);
Mark Redman	1	1	0	0	1 - vs Minnesota (11/15);
J. Michael Sturdivant	1	1	0	0	1 - vs Minnesota (11/15);
Christian Watson	1	1	0	0	1 - vs Carolina (10/29);
Zach Bako-Bewele	0	0	1	0	0 - at Minnesota (9/13);
Donovan Jennings	0	0	1	0	0 - at N.Y. Jets (9/20);
2026 TOTALS	**18**	**8**	**8**	**-14**	--

INDIVIDUAL GXG STATS: PASSING

2026 REGULAR SEASON INDIVIDUAL GAME-BY-GAME STATS

PASSING: JORDAN LOVE

DATE	OPP.	ATT	CMP	YDS	CMP%	Y/A	Y/C	TD	TD%	INT	INT%	LG	SK/YD	RATE
09/13	at Minnesota	42	21	387	50.0%	9.2	18.4	2	4.8%	1	2.4%	81t	4/34	88.1
09/20	at N.Y. Jets	29	16	145	55.2%	5.0	9.1	2	6.9%	0	0.0%	20	3/9	91.9
09/24	Atlanta	53	28	312	52.8%	5.9	11.1	2	3.8%	1	1.9%	45	1/1	75.4
10/04	at Tampa Bay	30	22	197	73.3%	6.6	9.0	2	6.7%	1	3.3%	25	0/0	98.9
10/11	Chicago	31	25	367	80.6%	11.8	14.7	2	6.5%	0	0.0%	53t	2/9	137.5
10/18	Dallas	41	23	276	56.1%	6.7	12.0	1	2.4%	1	2.4%	37	3/15	74.8
10/25	at Detroit	45	27	274	60.0%	6.1	10.1	2	4.4%	1	2.2%	28	1/10	83.0
10/29	Carolina	41	30	288	73.2%	7.0	9.6	3	7.3%	1	2.4%	53	0/0	106.6
11/08	at New England	29	23	372	79.3%	12.8	16.2	3	10.3%	0	0.0%	49	3/23	153.2
11/15	Minnesota	27	17	220	63.0%	8.1	12.9	1	3.7%	1	3.7%	32t	8/59	85.4
11/25	at L.A. Rams													
12/06	at New Orleans													
12/13	Buffalo													
12/20	Miami													
12/25	at Chicago													
01/04	Houston													
01/10	Detroit													
TOTALS		**368**	**232**	**2,838**	**63.0%**	**7.7**	**12.2**	**20**	**5.4%**	**7**	**1.9%**	**81t**	**25/160**	**96.9**
CAREER TOTALS		**1,894**	**1,213**	**14,373**	**64.0%**	**7.6**	**0.0**	**103**	**5.4%**	**38**	**2.0%**	**81t**	**93/689**	**96.8**

PASSING: TYROD TAYLOR

DATE	OPP.	ATT	CMP	YDS	CMP%	Y/A	Y/C	TD	TD%	INT	INT%	LG	SK/YD	RATE
09/13	at Minnesota	*DID NOT PLAY*												
09/20	at N.Y. Jets	*DID NOT PLAY*												
09/24	Atlanta	*DID NOT PLAY*												
10/04	at Tampa Bay	*DID NOT PLAY*												
10/11	Chicago	0	0	0	0.0%	0.0	0.0	0	0.0%	0	0.0%	0	0/0	0.0
10/18	Dallas	*DID NOT PLAY*												
10/25	at Detroit	*DID NOT PLAY*												
10/29	Carolina	*DID NOT PLAY*												
11/08	at New England	0	0	0	0.0%	0.0	0.0	0	0.0%	0	0.0%	0	0/0	0.0
11/15	Minnesota	2	1	3	50.0%	1.5	3.0	0	0.0%	0	0.0%	3	0/0	56.2
11/25	at L.A. Rams													
12/06	at New Orleans													
12/13	Buffalo													
12/20	Miami													
12/25	at Chicago													
01/04	Houston													
01/10	Detroit													
TOTALS		**2**	**1**	**3**	**50.0%**	**1.5**	**3.0**	**0**	**0.0%**	**0**	**0.0%**	**3**	**0/0**	**56.3**
CAREER TOTALS		**1,888**	**1,166**	**13,036**	**61.8%**	**6.9**	**0.0**	**73**	**3.9%**	**34**	**1.8%**	**84t**	**191/1,088**	**87.7**

INDIVIDUAL GXG STATS: RUSHING

2026 REGULAR SEASON INDIVIDUAL GAME-BY-GAME STATS

RUSHING:		CHRIS BROOKS					MATTHEW GOLDEN					JOSH JACOBS				
DATE	OPP.	NO.	YDS	AVG	LG	TD	NO.	YDS	AVG	LG	TD	NO.	YDS	AVG	LG	TD
09/13	at Minnesota	7	29	4.1	14	0	0	0	0.0	--	0	*EXEMPT/COMMISSIONER PERMISSION*				
09/20	at N.Y. Jets	4	11	2.8	4	0	0	0	0.0	--	0	*EXEMPT/COMMISSIONER PERMISSION*				
09/24	Atlanta	0	0	0.0	--	0	0	0	0.0	--	0	*EXEMPT/COMMISSIONER PERMISSION*				
10/04	at Tampa Bay	4	30	7.5	27	0	1	6	6.0	6	0	*EXEMPT/COMMISSIONER PERMISSION*				
10/11	Chicago	*INJURED RESERVE*					0	0	0.0	--	0	*EXEMPT/COMMISSIONER PERMISSION*				
10/18	Dallas	*INJURED RESERVE*					0	0	0.0	--	0	*ROSTER EXEMPTION*				
10/25	at Detroit	*INJURED RESERVE*					0	0	0.0	--	0	11	36	3.3	10	0
10/29	Carolina	*INJURED RESERVE*					0	0	0.0	--	0	21	39	1.9	6	1
11/08	at New England	*INJURED RESERVE*					0	0	0.0	--	0	4	5	1.3	3	0
11/15	Minnesota	2	1	0.5	1	0	0	0	0.0	--	0	*INACTIVE/INJURY*				
11/25	at L.A. Rams															
12/06	at New Orleans															
12/13	Buffalo															
12/20	Miami															
12/25	at Chicago															
01/04	Houston															
01/10	Detroit															
TOTALS		**17**	**71**	**4.2**	**27**	**0**	**1**	**6**	**6.0**	**6**	**0**	**36**	**80**	**2.2**	**10**	**1**
CAREER TOTALS		**99**	**466**	**4.7**	**52**	**1**	**11**	**55**	**5.0**	**9**	**0**	**1,876**	**7,883**	**4.2**	**86t**	**75**

RUSHING:		KALEB JOHNSON					TUCKER KRAFT					MARSHAWN LLOYD				
DATE	OPP.	NO.	YDS	AVG	LG	TD	NO.	YDS	AVG	LG	TD	NO.	YDS	AVG	LG	TD
09/13	at Minnesota	0	0	0.0	--	0	0	0	0.0	--	0	13	37	2.8	12	0
09/20	at N.Y. Jets	8	32	4.0	12	0	0	0	0.0	--	0	6	20	3.3	7	0
09/24	Atlanta	4	6	1.5	5	0	0	0	0.0	--	0	4	11	2.8	6	0
10/04	at Tampa Bay	8	42	5.3	31	0	1	3	3.0	3	0	7	13	1.9	5	0
10/11	Chicago	7	26	3.7	23	0	1	2	2.0	2	0	10	31	3.1	10	2
10/18	Dallas	1	-2	-2.0	-2	0	0	0	0.0	--	0	8	10	1.3	4	0
10/25	at Detroit	*INACTIVE*					0	0	0.0	--	0	6	20	3.3	6	0
10/29	Carolina	*INACTIVE*					0	0	0.0	--	0	3	7	2.3	5	0
11/08	at New England	14	68	4.9	34	1	2	8	4.0	8	0	*INACTIVE/INJURY*				
11/15	Minnesota	10	42	4.2	9	0	0	0	0.0	--	0	4	13	3.3	11	0
11/25	at L.A. Rams															
12/06	at New Orleans															
12/13	Buffalo															
12/20	Miami															
12/25	at Chicago															
01/04	Houston															
01/10	Detroit															
TOTALS		**52**	**214**	**4.1**	**34**	**1**	**4**	**13**	**3.3**	**8**	**0**	**61**	**162**	**2.7**	**12**	**2**
CAREER TOTALS		**80**	**283**	**3.5**	**34**	**1**	**8**	**22**	**2.8**	**8**	**0**	**67**	**177**	**2.6**	**12**	**2**

RUSHING:		JORDAN LOVE					PIERRE STRONG JR.					TYROD TAYLOR				
DATE	OPP.	NO.	YDS	AVG	LG	TD	NO.	YDS	AVG	LG	TD	NO.	YDS	AVG	LG	TD
09/13	at Minnesota	1	0	0.0	--	0	*PRACTICE SQUAD*					*DID NOT PLAY*				
09/20	at N.Y. Jets	0	0	0.0	--	0	*PRACTICE SQUAD*					*DID NOT PLAY*				
09/24	Atlanta	1	0	0.0	--	0	*PRACTICE SQUAD*					*DID NOT PLAY*				
10/04	at Tampa Bay	4	-8	-2.0	4	0	*PRACTICE SQUAD*					*DID NOT PLAY*				
10/11	Chicago	1	6	6.0	6	0	5	7	1.4	5	0	2	-2	-1.0	-1	0
10/18	Dallas	4	12	3.0	13	1	11	28	2.5	6	0	*DID NOT PLAY*				
10/25	at Detroit	0	0	0.0	--	0	0	0	0.0	--	0	*DID NOT PLAY*				
10/29	Carolina	0	0	0.0	--	0	1	2	2.0	2	0	*DID NOT PLAY*				
11/08	at New England	1	13	13.0	13t	1	8	22	2.8	8	0	0	0	0.0	--	0
11/15	Minnesota	1	0	0.0	--	0	*INACTIVE*					0	0	0.0	--	0
11/25	at L.A. Rams															
12/06	at New Orleans															
12/13	Buffalo															
12/20	Miami															
12/25	at Chicago															
01/04	Houston															
01/10	Detroit															
TOTALS		**13**	**23**	**1.8**	**13t**	**2**	**25**	**59**	**2.4**	**8**	**0**	**2**	**-2**	**-1.0**	**-1**	**0**
CAREER TOTALS		**148**	**578**	**3.9**	**37**	**7**	**124**	**558**	**4.5**	**44**	**2**	**436**	**2,422**	**5.6**	**49**	**20**

INDIVIDUAL GXG STATS: RUSHING

RUSHING:		SAVION WILLIAMS				
DATE	OPP.	NO.	YDS	AVG	LG	TD
09/13	at Minnesota	*INJURED RESERVE - DESIGNATED FOR RETURN*				
09/20	at N.Y. Jets	*INJURED RESERVE - DESIGNATED FOR RETURN*				
09/24	Atlanta	*INJURED RESERVE - DESIGNATED FOR RETURN*				
10/04	at Tampa Bay	*INJURED RESERVE - DESIGNATED FOR RETURN*				
10/11	Chicago	*INJURED RESERVE - DESIGNATED FOR RETURN*				
10/18	Dallas	2	9	4.5	5	0
10/25	at Detroit	2	4	2.0	3	0
10/29	Carolina	1	18	18.0	18	0
11/08	at New England	3	13	4.3	13	0
11/15	Minnesota	0	0	0.0	--	0
11/25	at L.A. Rams					
12/06	at New Orleans					
12/13	Buffalo					
12/20	Miami					
12/25	at Chicago					
01/04	Houston					
01/10	Detroit					
TOTALS		**8**	**44**	**5.5**	**18**	**0**
CAREER TOTALS		**19**	**81**	**4.3**	**18**	**0**

INDIVIDUAL GXG STATS: RECEIVING

2026 REGULAR SEASON INDIVIDUAL GAME-BY-GAME STATS

RECEIVING:		CHRIS BROOKS					MATTHEW GOLDEN					JOSH JACOBS				
DATE	OPP.	NO.	YDS	AVG	LG	TD	NO.	YDS	AVG	LG	TD	NO.	YDS	AVG	LG	TD
09/13	at Minnesota	0	0	0.0	--	0	6	95	15.8	42	0	EXEMPT/COMMISSIONER PERMISSION				
09/20	at N.Y. Jets	1	15	15.0	15	0	4	58	14.5	18	0	EXEMPT/COMMISSIONER PERMISSION				
09/24	Atlanta	1	4	4.0	4	0	5	100	20.0	45	1	EXEMPT/COMMISSIONER PERMISSION				
10/04	at Tampa Bay	1	5	5.0	5	0	3	21	7.0	13	1	EXEMPT/COMMISSIONER PERMISSION				
10/11	Chicago	INJURED RESERVE					6	123	20.5	50	0	EXEMPT/COMMISSIONER PERMISSION				
10/18	Dallas	INJURED RESERVE					6	104	17.3	37	1	ROSTER EXEMPTION				
10/25	at Detroit	INJURED RESERVE					6	39	6.5	22	0	5	55	11.0	25t	1
10/29	Carolina	INJURED RESERVE					7	79	11.3	24t	1	6	13	2.2	5	1
11/08	at New England	INJURED RESERVE					10	164	16.4	49	1	0	0	0.0	--	0
11/15	Minnesota	1	2	2.0	2	0	5	70	14.0	20	0	INACTIVE/INJURY				
11/25	at L.A. Rams															
12/06	at New Orleans															
12/13	Buffalo															
12/20	Miami															
12/25	at Chicago															
01/04	Houston															
01/10	Detroit															
TOTALS		**4**	**26**	**6.5**	**15**	**0**	**58**	**853**	**14.7**	**50**	**5**	**11**	**68**	**6.2**	**25t**	**2**
CAREER TOTALS		**28**	**186**	**6.6**	**16**	**0**	**87**	**1,214**	**14.0**	**50**	**5**	**280**	**2,140**	**7.6**	**49**	**4**

RECEIVING:		KALEB JOHNSON					TUCKER KRAFT					MARSHAWN LLOYD				
DATE	OPP.	NO.	YDS	AVG	LG	TD	NO.	YDS	AVG	LG	TD	NO.	YDS	AVG	LG	TD
09/13	at Minnesota	0	0	0.0	--	0	3	65	21.7	30	0	0	0	0.0	--	0
09/20	at N.Y. Jets	0	0	0.0	--	0	2	15	7.5	10	0	2	6	3.0	6t	1
09/24	Atlanta	1	10	10.0	10	0	4	26	6.5	9	0	2	7	3.5	10	0
10/04	at Tampa Bay	0	0	0.0	--	0	6	42	7.0	17	1	5	36	7.2	16	0
10/11	Chicago	0	0	0.0	--	0	5	64	12.8	46	0	1	6	6.0	6	0
10/18	Dallas	0	0	0.0	--	0	5	37	7.4	14	0	0	0	0.0	--	0
10/25	at Detroit	INACTIVE					4	48	12.0	22	1	2	15	7.5	6	0
10/29	Carolina	INACTIVE					6	53	8.8	14	1	1	9	9.0	9	0
11/08	at New England	0	0	0.0	--	0	1	1	1.0	1	0	INACTIVE/INJURY				
11/15	Minnesota	0	0	0.0	--	0	1	19	19.0	19	0	3	26	8.7	15	0
11/25	at L.A. Rams															
12/06	at New Orleans															
12/13	Buffalo															
12/20	Miami															
12/25	at Chicago															
01/04	Houston															
01/10	Detroit															
TOTALS		**1**	**10**	**10.0**	**10**	**0**	**37**	**370**	**10.0**	**46**	**3**	**16**	**105**	**6.6**	**16**	**1**
CAREER TOTALS		**2**	**19**	**9.5**	**10**	**0**	**150**	**1,921**	**12.8**	**67**	**18**	**17**	**108**	**6.4**	**16**	**1**

RECEIVING:		BO MELTON					SKYY MOORE					MARK REDMAN				
DATE	OPP.	NO.	YDS	AVG	LG	TD	NO.	YDS	AVG	LG	TD	NO.	YDS	AVG	LG	TD
09/13	at Minnesota	1	10	10.0	10	0	0	0	0.0	--	0	0	0	0.0	--	0
09/20	at N.Y. Jets	0	0	0.0	--	0	2	6	3.0	7	0	0	0	0.0	--	0
09/24	Atlanta	0	0	0.0	--	0	3	31	10.3	12	0	0	0	0.0	--	0
10/04	at Tampa Bay	0	0	0.0	--	0	1	-2	-2.0	-2	0	2	29	14.5	25	0
10/11	Chicago	3	20	6.7	8	0	1	0	0.0	--	0	0	0	0.0	--	0
10/18	Dallas	0	0	0.0	--	0	INJURED RESERVE					0	0	0.0	--	0
10/25	at Detroit	1	4	4.0	4	0	INJURED RESERVE					0	0	0.0	--	0
10/29	Carolina	0	0	0.0	--	0	INJURED RESERVE					0	0	0.0	--	0
11/08	at New England	0	0	0.0	--	0	INJURED RESERVE					0	0	0.0	--	0
11/15	Minnesota	0	0	0.0	--	0	0	0	0.0	--	0	1	5	5.0	5	0
11/25	at L.A. Rams															
12/06	at New Orleans															
12/13	Buffalo															
12/20	Miami															
12/25	at Chicago															
01/04	Houston															
01/10	Detroit															
TOTALS		**5**	**34**	**6.8**	**10**	**0**	**7**	**35**	**5.0**	**12**	**0**	**3**	**34**	**11.3**	**25**	**0**
CAREER TOTALS		**33**	**450**	**13.6**	**45t**	**2**	**55**	**616**	**11.2**	**54**	**1**	**3**	**34**	**11.3**	**25**	**0**

INDIVIDUAL GXG STATS: RECEIVING

RECEIVING:		JAYDEN REED					JONNU SMITH					PIERRE STRONG JR.				
DATE	OPP.	NO.	YDS	AVG	LG	TD	NO.	YDS	AVG	LG	TD	NO.	YDS	AVG	LG	TD
09/13	at Minnesota	3	20	6.7	7	0	2	50	25.0	43	0	*PRACTICE SQUAD*				
09/20	at N.Y. Jets	1	4	4.0	4	0	0	0	0.0	--	0	*PRACTICE SQUAD*				
09/24	Atlanta	*INACTIVE/INJURY*					2	16	8.0	9	0	*PRACTICE SQUAD*				
10/04	at Tampa Bay	*INJURED RESERVE*					1	19	19.0	19	0	*PRACTICE SQUAD*				
10/11	Chicago	*INJURED RESERVE*					0	0	0.0	--	0	3	11	3.7	8	0
10/18	Dallas	*INJURED RESERVE*					0	0	0.0	--	0	5	39	7.8	14	0
10/25	at Detroit	*INJURED RESERVE*					1	9	9.0	9	0	0	0	0.0	--	0
10/29	Carolina	*INJURED RESERVE*					*INACTIVE*					0	0	0.0	--	0
11/08	at New England	*INJURED RESERVE*					0	0	0.0	--	0	2	11	5.5	7	0
11/15	Minnesota	*INJURED RESERVE*					0	0	0.0	--	0	*INACTIVE*				
11/25	at L.A. Rams															
12/06	at New Orleans															
12/13	Buffalo															
12/20	Miami															
12/25	at Chicago															
01/04	Houston															
01/10	Detroit															
TOTALS		**4**	**24**	**6.0**	**7**	**0**	**6**	**94**	**15.7**	**43**	**0**	**10**	**61**	**6.1**	**14**	**0**
CAREER TOTALS		**142**	**1,881**	**13.2**	**70t**	**15**	**351**	**3,623**	**10.3**	**63**	**30**	**36**	**254**	**7.1**	**41**	**0**

RECEIVING:		J. MICHAEL STURDIVANT					CHRISTIAN WATSON					SAVION WILLIAMS				
DATE	OPP.	NO.	YDS	AVG	LG	TD	NO.	YDS	AVG	LG	TD	NO.	YDS	AVG	LG	TD
09/13	at Minnesota	*INACTIVE*					6	147	24.5	81t	2	*INJURED RESERVE - DESIGNATED FOR RETURN*				
09/20	at N.Y. Jets	0	0	0.0	--	0	4	41	10.3	20	1	*INJURED RESERVE - DESIGNATED FOR RETURN*				
09/24	Atlanta	3	22	7.3	10	0	7	96	13.7	34	1	*INJURED RESERVE - DESIGNATED FOR RETURN*				
10/04	at Tampa Bay	0	0	0.0	--	0	3	47	15.7	18	0	*INJURED RESERVE - DESIGNATED FOR RETURN*				
10/11	Chicago	0	0	0.0	--	0	6	143	23.8	53t	2	*INJURED RESERVE - DESIGNATED FOR RETURN*				
10/18	Dallas	0	0	0.0	--	0	3	64	21.3	28	0	4	32	8.0	15	0
10/25	at Detroit	0	0	0.0	--	0	5	57	11.4	28	0	3	47	15.7	27	0
10/29	Carolina	1	16	16.0	16	0	8	113	14.1	53	0	1	5	5.0	5	0
11/08	at New England	0	0	0.0	--	0	7	171	24.4	43	1	3	25	8.3	10t	1
11/15	Minnesota	2	37	18.5	32t	1	3	37	12.3	15	0	2	27	13.5	24	0
11/25	at L.A. Rams															
12/06	at New Orleans															
12/13	Buffalo															
12/20	Miami															
12/25	at Chicago															
01/04	Houston															
01/10	Detroit															
TOTALS		**6**	**75**	**12.5**	**32t**	**1**	**52**	**916**	**17.6**	**81t**	**7**	**13**	**136**	**10.5**	**27**	**1**
CAREER TOTALS		**6**	**75**	**12.5**	**32t**	**1**	**185**	**3,180**	**17.2**	**81t**	**27**	**23**	**214**	**9.3**	**33**	**2**

INDIVIDUAL GXG STATS: DEFENSIVE

2026 REGULAR SEASON INDIVIDUAL DEFENSIVE GAME-BY-GAME STATS

KARL BROOKS

DATE	OPP.	S	A	TK	TFL	TFLY	SK	SKY	INT	FR	FF	PR	PD
09/13	at Minnesota	0	2	2	0	0	0.0	0.0	0	0	0	0	0
09/20	at N.Y. Jets	0	1	1	0	0	0.0	0.0	0	0	0	0	0
09/24	Atlanta	1	1	2	0	0	0.0	0.0	0	0	0	0	0
10/04	at Tampa Bay	0	2	2	0	0	0.0	0.0	0	0	0	0	0
10/11	Chicago	1	0	1	1	2	0.0	0.0	0	0	0	0	0
10/18	Dallas	2	1	3	1	2	0.0	0.0	0	0	0	0	0
10/25	at Detroit	2	1	3	1	5	0.0	0.0	0	0	0	0	0
10/29	Carolina	0	0	0	0	0	0.0	0.0	0	0	0	0	0
11/08	at New England	2	0	2	2	16	2.0	16.0	0	0	0	3	0
11/15	Minnesota	1	0	1	1	5	1.0	5.0	0	0	0	1	0
11/25	at L.A. Rams												
12/06	at New Orleans												
12/13	Buffalo												
12/20	Miami												
12/25	at Chicago												
01/04	Houston												
01/10	Detroit												
TOTALS		**9**	**8**	**17**	**6**	**30**	**3.0**	**21.0**	**0**	**0**	**0**	**4**	**0**
CAREER TOTALS		**43**	**46**	**89**	**17**	**92**	**11.0**	**75.5**	**0**	**5**	**2**	**20**	**7**

JAVON BULLARD

DATE	OPP.	S	A	TK	TFL	TFLY	SK	SKY	INT	FR	FF	PR	PD
09/13	at Minnesota	1	0	1	0	0	0.0	0.0	0	0	0	0	0
09/20	at N.Y. Jets	5	2	7	2	4	0.0	0.0	0	0	0	0	2
09/24	Atlanta	3	4	7	1	1	0.0	0.0	0	0	0	0	0
10/04	at Tampa Bay	0	6	6	0	0	0.0	0.0	0	0	0	0	0
10/11	Chicago	4	3	7	0	0	0.0	0.0	0	0	0	0	1
10/18	Dallas	4	2	6	0	0	0.0	0.0	0	0	0	0	3
10/25	at Detroit	1	1	2	1	1	0.0	0.0	0	0	0	0	1
10/29	Carolina	2	2	4	0	0	0.0	0.0	0	0	1	0	0
11/08	at New England	2	1	3	0	0	0.0	0.0	0	0	0	0	0
11/15	Minnesota	3	2	5	2	8	0.0	0.0	0	0	0	1	0
11/25	at L.A. Rams												
12/06	at New Orleans												
12/13	Buffalo												
12/20	Miami												
12/25	at Chicago												
01/04	Houston												
01/10	Detroit												
TOTALS		**25**	**23**	**48**	**6**	**14**	**0.0**	**0.0**	**0**	**0**	**1**	**1**	**7**
CAREER TOTALS		**129**	**83**	**212**	**10**	**27**	**0.0**	**0.0**	**0**	**2**	**1**	**2**	**11**

ANTHONY CAMPBELL

DATE	OPP.	S	A	TK	TFL	TFLY	SK	SKY	INT	FR	FF	PR	PD
09/13	at Minnesota	*INACTIVE*											
09/20	at N.Y. Jets	1	0	1	0	0	0.0	0.0	0	0	0	0	0
09/24	Atlanta	*INACTIVE/INJURY*											
10/04	at Tampa Bay	*INACTIVE/INJURY*											
10/11	Chicago	*INACTIVE/INJURY*											
10/18	Dallas	1	0	1	0	0	0.0	0.0	0	0	0	0	0
10/25	at Detroit	3	0	3	2	10	1.0	7.0	0	0	1	0	1
10/29	Carolina	1	0	1	0	0	0.0	0.0	0	0	0	0	1
11/08	at New England	1	0	1	0	0	0.0	0.0	0	0	0	0	0
11/15	Minnesota	1	2	3	0	0	0.0	0.0	0	0	0	0	0
11/25	at L.A. Rams												
12/06	at New Orleans												
12/13	Buffalo												
12/20	Miami												
12/25	at Chicago												
01/04	Houston												
01/10	Detroit												
TOTALS		**8**	**2**	**10**	**2**	**10**	**1.0**	**7.0**	**0**	**0**	**1**	**1**	**1**
CAREER TOTALS		**8**	**2**	**10**	**2**	**10**	**1.0**	**7.0**	**0**	**0**	**1**	**1**	**1**

BRANDON CISSE

DATE	OPP.	S	A	TK	TFL	TFLY	SK	SKY	INT	FR	FF	PR	PD
09/13	at Minnesota	1	0	1	0	0	0.0	0.0	0	0	0	0	1
09/20	at N.Y. Jets	3	1	4	0	0	0.5	3.0	0	0	0	1	0
09/24	Atlanta	4	3	7	0	0	0.0	0.0	0	0	0	0	0
10/04	at Tampa Bay	5	1	6	0	0	0.0	0.0	0	0	0	0	0
10/11	Chicago	2	0	2	1	6	1.0	6.0	0	0	0	1	1
10/18	Dallas	4	0	4	0	0	0.0	0.0	1	0	0	0	2
10/25	at Detroit	5	2	7	1	2	0.0	0.0	0	0	0	0	2
10/29	Carolina	0	2	2	0	0	0.0	0.0	0	0	0	0	2
11/08	at New England	1	2	3	0	0	0.0	0.0	0	0	0	0	1
11/15	Minnesota	0	1	1	0	0	0.0	0.0	0	0	0	0	0
11/25	at L.A. Rams												
12/06	at New Orleans												
12/13	Buffalo												
12/20	Miami												
12/25	at Chicago												
01/04	Houston												
01/10	Detroit												
TOTALS		**25**	**12**	**37**	**2**	**8**	**1.5**	**9.0**	**1**	**0**	**0**	**2**	**9**
CAREER TOTALS		**25**	**12**	**37**	**2**	**8**	**1.5**	**9.0**	**1**	**0**	**0**	**2**	**9**

EDGERRIN COOPER

DATE	OPP.	S	A	TK	TFL	TFLY	SK	SKY	INT	FR	FF	PR	PD
09/13	at Minnesota	6	1	7	2	10	1.0	6.0	0	0	0	1	0
09/20	at N.Y. Jets	6	2	8	3	12	1.0	10.0	0	0	0	1	0
09/24	Atlanta	2	4	6	1	3	0.0	0.0	0	0	0	0	0
10/04	at Tampa Bay	4	5	9	0	0	1.0	0.0	1	0	0	1	1
10/11	Chicago	*INJURED RESERVE*											
10/18	Dallas	*INJURED RESERVE*											
10/25	at Detroit	*INJURED RESERVE*											
10/29	Carolina	*INJURED RESERVE*											
11/08	at New England	*INJURED RESERVE*											
11/15	Minnesota	*INJURED RESERVE*											
11/25	at L.A. Rams												
12/06	at New Orleans												
12/13	Buffalo												
12/20	Miami												
12/25	at Chicago												
01/04	Houston												
01/10	Detroit												
TOTALS		**18**	**12**	**30**	**6**	**25**	**3.0**	**16.0**	**1**	**0**	**0**	**3**	**1**
CAREER TOTALS		**129**	**95**	**224**	**23**	**85**	**7.0**	**53.5**	**2**	**3**	**3**	**13**	**9**

BRENTON COX JR.

DATE	OPP.	S	A	TK	TFL	TFLY	SK	SKY	INT	FR	FF	PR	PD
09/13	at Minnesota	4	0	4	0	0	0.0	0.0	0	0	0	0	0
09/20	at N.Y. Jets	1	1	2	0	0	0.0	0.0	0	0	0	0	0
09/24	Atlanta	1	3	4	1	1	0.0	0.0	0	0	0	0	0
10/04	at Tampa Bay	2	1	3	1	11	0.0	0.0	0	0	0	2	0
10/11	Chicago	3	0	3	0	0	0.0	0.0	0	0	0	0	0
10/18	Dallas	2	1	3	0	0	0.0	0.0	0	0	0	0	0
10/25	at Detroit	2	1	3	0	0	0.0	0.0	0	1	0	0	0
10/29	Carolina	2	0	2	1	10	1.0	10.0	0	1	0	2	0
11/08	at New England	0	1	1	0	0	0.5	1.0	0	0	0	0	3
11/15	Minnesota	1	2	3	0	0	0.0	0.0	0	0	0	0	0
11/25	at L.A. Rams												
12/06	at New Orleans												
12/13	Buffalo												
12/20	Miami												
12/25	at Chicago												
01/04	Houston												
01/10	Detroit												
TOTALS		**16**	**10**	**26**	**3**	**22**	**1.5**	**11.0**	**0**	**2**	**0**	**8**	**0**
CAREER TOTALS		**26**	**17**	**43**	**9**	**67**	**6.5**	**53.0**	**0**	**2**	**2**	**18**	**0**

DANI DENNIS-SUTTON

DATE	OPP.	S	A	TK	TFL	TFLY	SK	SKY	INT	FR	FF	PR	PD
09/13	at Minnesota	0	1	1	0	0	0.0	0.0	0	0	0	0	0
09/20	at N.Y. Jets	2	4	6	0	0	0.5	4.5	0	0	0	2	0
09/24	Atlanta	0	2	2	0	0	0.0	0.0	0	0	0	0	0
10/04	at Tampa Bay	0	1	1	0	0	0.0	0.0	0	0	0	0	0
10/11	Chicago	3	0	3	2	14	1.0	11.0	0	1	0	2	1
10/18	Dallas	0	0	0	0	0	0.0	0.0	0	0	0	1	0
10/25	at Detroit	1	2	3	0	0	0.0	0.0	0	0	0	0	0
10/29	Carolina	2	1	3	2	6	1.0	4.0	0	0	0	1	1
11/08	at New England	0	2	2	0	0	0.5	1.0	0	0	0	1	0
11/15	Minnesota	1	1	2	0	0	0.0	0.0	0	0	0	0	0
11/25	at L.A. Rams												
12/06	at New Orleans												
12/13	Buffalo												
12/20	Miami												
12/25	at Chicago												
01/04	Houston												
01/10	Detroit												
TOTALS		**9**	**14**	**23**	**4**	**20**	**3.0**	**20.5**	**0**	**1**	**0**	**7**	**2**
CAREER TOTALS		**9**	**14**	**23**	**4**	**20**	**3.0**	**20.5**	**0**	**1**	**0**	**7**	**2**

JONATHAN FORD

DATE	OPP.	S	A	TK	TFL	TFLY	SK	SKY	INT	FR	FF	PR	PD
09/13	at Minnesota	3	1	4	0	0	0.5	4.0	0	0	0	1	0
09/20	at N.Y. Jets	0	0	0	0	0	0.0	0.0	0	0	0	0	0
09/24	Atlanta	0	1	1	0	0	0.0	0.0	0	0	0	0	0
10/04	at Tampa Bay	0	0	0	0	0	0.0	0.0	0	0	0	0	0
10/11	Chicago	0	0	0	0	0	0.0	0.0	0	0	0	0	0
10/18	Dallas	*INJURED RESERVE*											
10/25	at Detroit	*INJURED RESERVE*											
10/29	Carolina	*INJURED RESERVE*											
11/08	at New England	*INJURED RESERVE*											
11/15	Minnesota	*INJURED RESERVE*											
11/25	at L.A. Rams												
12/06	at New Orleans												
12/13	Buffalo												
12/20	Miami												
12/25	at Chicago												
01/04	Houston												
01/10	Detroit												
TOTALS		**3**	**2**	**5**	**0**	**0**	**0.5**	**4.0**	**0**	**0**	**0**	**1**	**0**
CAREER TOTALS		**8**	**12**	**20**	**1**	**1**	**0.5**	**4.0**	**0**	**0**	**0**	**1**	**0**

ZAIRE FRANKLIN

DATE	OPP.	S	A	TK	TFL	TFLY	SK	SKY	INT	FR	FF	PR	PD
09/13	at Minnesota	2	2	4	0	0	0.0	0.0	0	0	0	1	0
09/20	at N.Y. Jets	2	5	7	0	0	0.0	0.0	0	0	0	0	0
09/24	Atlanta	3	7	10	1	3	0.0	0.0	0	0	0	0	0
10/04	at Tampa Bay	3	5	8	0	0	0.0	0.0	0	0	0	0	0
10/11	Chicago	6	3	9	1	2	0.0	0.0	0	0	1	0	1
10/18	Dallas	2	1	3	0	0	0.0	0.0	0	0	0	1	0
10/25	at Detroit	*INACTIVE/INJURY*											
10/29	Carolina	*INACTIVE/INJURY*											
11/08	at New England	*INACTIVE/INJURY*											
11/15	Minnesota	*INACTIVE/INJURY*											
11/25	at L.A. Rams												
12/06	at New Orleans												
12/13	Buffalo												
12/20	Miami												
12/25	at Chicago												
01/04	Houston												
01/10	Detroit												
TOTALS		**18**	**23**	**41**	**2**	**5**	**0.0**	**0.0**	**0**	**0**	**1**	**2**	**1**
CAREER TOTALS		**413**	**335**	**748**	**36**	**119**	**10.0**	**71.0**	**3**	**0**	**12**	**21**	**27**

KAMAL HADDEN

DATE	OPP.	S	A	TK	TFL	TFLY	SK	SKY	INT	FR	FF	PR	PD
09/13	at Minnesota	0	0	0	0	0	0.0	0.0	0	0	0	0	0
09/20	at N.Y. Jets	0	0	0	0	0	0.0	0.0	0	0	0	0	0
09/24	Atlanta	0	0	0	0	0	0.0	0.0	0	0	0	0	0
10/04	at Tampa Bay	0	0	0	0	0	0.0	0.0	0	0	0	0	0
10/11	Chicago	1	0	1	0	0	0.0	0.0	0	0	0	0	0
10/18	Dallas	0	0	0	0	0	0.0	0.0	0	0	0	0	0
10/25	at Detroit	0	0	0	0	0	0.0	0.0	0	0	0	0	0
10/29	Carolina	0	0	0	0	0	0.0	0.0	0	0	0	0	0
11/08	at New England	0	0	0	0	0	0.0	0.0	0	0	0	0	0
11/15	Minnesota	1	0	1	0	0	0.0	0.0	0	0	0	0	0
11/25	at L.A. Rams												
12/06	at New Orleans												
12/13	Buffalo												
12/20	Miami												
12/25	at Chicago												
01/04	Houston												
01/10	Detroit												
TOTALS		**2**	**0**	**2**	**0**	**0**	**0.0**	**0.0**	**0**	**0**	**0**	**0**	**0**
CAREER TOTALS		**3**	**4**	**7**	**0**	**0**	**0.0**	**0.0**	**0**	**0**	**0**	**0**	**0**

JAVON HARGRAVE

DATE	OPP.	S	A	TK	TFL	TFLY	SK	SKY	INT	FR	FF	PR	PD
09/13	at Minnesota	1	0	1	0	0	0.0	0.0	0	0	0	0	0
09/20	at N.Y. Jets	*INACTIVE/INJURY*											
09/24	Atlanta	1	2	3	0	0	0.0	0.0	0	0	0	0	1
10/04	at Tampa Bay	0	1	1	0	0	0.0	0.0	0	0	0	1	0
10/11	Chicago	0	1	1	0	0	0.0	0.0	0	0	0	1	0
10/18	Dallas	*INJURED RESERVE*											
10/25	at Detroit	*INJURED RESERVE*											
10/29	Carolina	*INJURED RESERVE*											
11/08	at New England	*INJURED RESERVE*											
11/15	Minnesota	*INJURED RESERVE*											
11/25	at L.A. Rams												
12/06	at New Orleans												
12/13	Buffalo												
12/20	Miami												
12/25	at Chicago												
01/04	Houston												
01/10	Detroit												
TOTALS		**2**	**4**	**6**	**0**	**0**	**0.0**	**0.0**	**0**	**0**	**0**	**2**	**1**
CAREER TOTALS		**235**	**203**	**438**	**59**	**335**	**49.0**	**324.0**	**0**	**5**	**5**	**86**	**9**

TY'RON HOPPER

DATE	OPP.	S	A	TK	TFL	TFLY	SK	SKY	INT	FR	FF	PR	PD
09/13	at Minnesota	*INACTIVE/INJURY*											
09/20	at N.Y. Jets	0	0	0	0	0	0.0	0.0	0	0	0	0	0
09/24	Atlanta	0	0	0	0	0	0.0	0.0	0	0	0	0	0
10/04	at Tampa Bay	0	1	1	0	0	0.0	0.0	0	0	0	0	0
10/11	Chicago	1	1	2	0	0	0.0	0.0	1	0	0	0	1
10/18	Dallas	1	0	1	0	0	0.0	0.0	0	0	0	0	1
10/25	at Detroit	3	4	7	0	0	0.0	0.0	0	0	0	0	0
10/29	Carolina	6	2	8	0	0	1.0	0.0	1	0	0	2	3
11/08	at New England	0	0	0	0	0	0.0	0.0	0	0	0	0	0
11/15	Minnesota	3	4	7	0	0	0.0	0.0	0	0	0	0	1
11/25	at L.A. Rams												
12/06	at New Orleans												
12/13	Buffalo												
12/20	Miami												
12/25	at Chicago												
01/04	Houston												
01/10	Detroit												
TOTALS		**14**	**12**	**26**	**0**	**0**	**1.0**	**0.0**	**2**	**0**	**0**	**2**	**6**
CAREER TOTALS		**19**	**21**	**40**	**1**	**2**	**1.0**	**0.0**	**2**	**0**	**0**	**2**	**6**

INDIVIDUAL GXG STATS: DEFENSIVE

		CHRIS MCCLELLAN													ISAIAH MCDUFFIE													XAVIER MCKINNEY											
DATE	OPP.	S	A	TK	TFL	TFL Y	SK	SKY	INT	FR	FF	PR	PD		S	A	TK	TFL	TFL Y	SK	SKY	INT	FR	FF	PR	PD		S	A	TK	TFL	TFL Y	SK	SKY	INT	FR	FF	PR	PD
09/13	at Minnesota	0	1	1	0	0	0.0	0.0	0	0	0	0	0		0	0	0	0	0	0.0	0.0	0	0	0	0	0		3	0	3	0	0	0.0	0.0	0	0	0	0	0
09/20	at N.Y. Jets	0	0	0	0	0	0.0	0.0	0	0	0	0	0		0	0	0	0	0	0.0	0.0	0	0	0	0	0		2	2	4	0	0	0.0	0.0	0	0	0	0	0
09/24	Atlanta	0	1	1	0	0	0.0	0.0	0	0	0	0	0		1	2	3	1	2	0.0	0.0	0	0	0	0	0		4	1	5	0	0	0.0	0.0	1	0	0	0	1
10/04	at Tampa Bay	1	2	3	0	0	0.0	0.0	0	0	0	0	0		1	3	4	0	0	0.0	0.0	0	0	0	0	0		2	3	5	1	8	1.0	8.0	0	0	0	1	0
10/11	Chicago	0	0	0	0	0	0.0	0.0	0	0	0	1	0		3	2	5	0	0	0.0	0.0	0	0	0	0	0		1	0	1	0	0	0.0	0.0	2	0	0	0	2
10/18	Dallas	1	0	1	0	0	0.0	0.0	0	0	0	0	0		4	0	4	0	0	0.0	0.0	0	0	0	0	0		2	1	3	0	0	0.0	0.0	0	0	0	0	0
10/25	at Detroit	1	2	3	0	0	0.0	0.0	0	0	0	0	0		5	6	11	0	0	0.0	0.0	0	1	1	0	0		3	6	9	0	0	0.0	0.0	0	0	0	0	0
10/29	Carolina	2	4	6	0	0	0.0	0.0	0	0	0	0	0		3	7	10	0	0	0.0	0.0	0	0	0	0	0		2	1	3	0	0	0.0	0.0	0	0	0	0	1
11/08	at New England	0	1	1	0	0	0.0	0.0	0	0	0	1	0		4	5	9	2	15	1.0	9.0	0	1	1	1	0		2	2	4	0	0	0.0	0.0	2	0	0	0	2
11/15	Minnesota	1	2	3	0	0	0.0	0.0	0	0	0	0	0		3	7	10	0	0	0.0	0.0	0	0	0	0	0		3	3	6	1	3	0.0	0.0	1	0	0	0	1
11/25	at L.A. Rams																																						
12/06	at New Orleans																																						
12/13	Buffalo																																						
12/20	Miami																																						
12/25	at Chicago																																						
01/04	Houston																																						
01/10	Detroit																																						
TOTALS		**6**	**13**	**19**	**0**	**0**	**0.0**	**0.0**	**0**	**0**	**0**	**2**	**0**		**24**	**32**	**56**	**3**	**17**	**1.0**	**9.0**	**0**	**2**	**2**	**1**	**0**		**24**	**19**	**43**	**2**	**11**	**1.0**	**8.0**	**6**	**0**	**0**	**2**	**7**
CAREER TOTALS		**6**	**13**	**19**	**0**	**0**	**0.0**	**0.0**	**0**	**0**	**0**	**2**	**0**		**179**	**163**	**342**	**14**	**33**	**3.0**	**21.0**	**1**	**2**	**3**	**10**	**5**		**312**	**195**	**507**	**10**	**38**	**4.5**	**27.0**	**25**	**3**	**3**	**7**	**55**

		NICK NIEMANN												KEISEAN NIXON												KITAN OLADAPO											
DATE	OPP.	S	A	TK	TFL	TFLY	SK	SKY	INT	FR	FF	PR	PD	S	A	TK	TFL	TFLY	SK	SKY	INT	FR	FF	PR	PD	S	A	TK	TFL	TFLY	SK	SKY	INT	FR	FF	PR	PD
09/13	at Minnesota	0	0	0	0	0	0.0	0.0	0	0	0	0	0	3	2	5	1	1	0.5	4.0	1	0	0	2	1	0	0	0	0	0	0.0	0.0	0	0	0	0	0
09/20	at N.Y. Jets	0	0	0	0	0	0.0	0.0	0	0	0	0	0	6	1	7	0	0	0.0	0.0	0	0	0	0	0	0	0	0	0	0	0.0	0.0	0	0	0	0	0
09/24	Atlanta	0	0	0	0	0	0.0	0.0	0	0	0	0	0	3	3	6	0	0	0.0	0.0	0	0	0	0	0	0	0	0	0	0	0.0	0.0	0	0	0	0	0
10/04	at Tampa Bay	0	0	0	0	0	0.0	0.0	0	0	0	0	0	4	3	7	1	3	0.0	0.0	0	0	0	0	2	0	0	0	0	0	0.0	0.0	0	0	0	0	0
10/11	Chicago	0	0	0	0	0	0.0	0.0	0	0	0	0	0	4	2	6	1	6	0.0	0.0	0	0	0	0	1	1	0	1	0	0	0.0	0.0	0	0	0	0	0
10/18	Dallas	0	0	0	0	0	0.0	0.0	0	0	0	0	0	8	0	8	0	0	0.0	0.0	0	0	0	0	0	0	0	0	0	0	0.0	0.0	0	0	0	0	0
10/25	at Detroit	0	0	0	0	0	0.0	0.0	0	0	0	0	0	4	0	4	2	4	0.0	0.0	0	0	0	0	2	0	0	0	0	0	0.0	0.0	0	0	0	0	0
10/29	Carolina	0	0	0	0	0	0.0	0.0	0	0	0	0	0	2	0	2	0	0	0.0	0.0	0	0	0	0	0	0	0	0	0	0	0.0	0.0	0	0	0	0	0
11/08	at New England	4	2	6	0	0	0.0	0.0	0	0	0	0	1	3	1	4	0	0	0.0	0.0	0	0	0	0	0	1	2	3	0	0	0.0	0.0	0	0	0	0	0
11/15	Minnesota	0	0	0	0	0	0.0	0.0	0	0	0	0	0	2	3	5	0	0	0.0	0.0	0	0	0	0	2	0	0	0	0	0	0.0	0.0	0	0	0	0	0
11/25	at L.A. Rams																																						
12/06	at New Orleans																																						
12/13	Buffalo																																						
12/20	Miami																																						
12/25	at Chicago																																						
01/04	Houston																																						
01/10	Detroit																																						
TOTALS		**4**	**2**	**6**	**0**	**0**	**0.0**	**0.0**	**0**	**0**	**0**	**0**	**1**	**39**	**15**	**54**	**5**	**14**	**0.5**	**4.0**	**1**	**0**	**0**	**2**	**8**	**2**	**2**	**4**	**0**	**0**	**0.0**	**0.0**	**0**	**0**	**0**	**0**	**0**
CAREER TOTALS		**30**	**27**	**57**	**1**	**3**	**0.0**	**0.0**	**1**	**1**	**0**	**1**	**4**	**245**	**85**	**330**	**20**	**72**	**4.0**	**27.0**	**5**	**1**	**4**	**12**	**41**	**7**	**6**	**13**	**0**	**0**	**0.0**	**0.0**	**0**	**0**	**0**	**0**	**1**

		JORDON RILEY												BARRYN SORRELL												BENJAMIN ST-JUSTE											
DATE	OPP.	S	A	TK	TFL	TFLY	SK	SKY	INT	FR	FF	PR	PD	S	A	TK	TFL	TFLY	SK	SKY	INT	FR	FF	PR	PD	S	A	TK	TFL	TFLY	SK	SKY	INT	FR	FF	PR	PD
09/13	at Minnesota	*RESERVE/PUP*												2	0	2	0	0	0.0	0.0	0	0	0	0	0	0	0	0	0	0	0.0	0.0	0	0	0	0	0
09/20	at N.Y. Jets	*RESERVE/PUP*												2	3	5	0	0	0.5	3.0	0	0	0	1	0	*INACTIVE/INJURY*											
09/24	Atlanta	*RESERVE/PUP*												1	2	3	0	0	0.0	0.0	0	0	0	0	0	0	0	0	0	0	0.0	0.0	0	0	0	0	0
10/04	at Tampa Bay	*RESERVE/PUP*												0	2	2	0	0	0.0	0.0	0	0	0	0	0	0	0	0	0	0	0.0	0.0	0	0	0	0	0
10/11	Chicago	*RESERVE/PUP*												1	0	1	0	0	0.0	0.0	0	0	0	0	0	0	0	0	0	0	0.0	0.0	0	0	0	0	0
10/18	Dallas	*RESERVE/PUP*												2	1	3	1	2	0.0	0.0	0	0	0	2	0	*INACTIVE/INJURY*											
10/25	at Detroit	0	1	1	0	0	0.0	0.0	0	0	0	0	0	1	2	3	0	0	0.0	0.0	0	0	0	0	0	*INACTIVE/INJURY*											
10/29	Carolina	0	0	0	0	0	0.0	0.0	0	0	0	0	0	3	0	3	1	5	1.0	5.0	0	0	0	1	0	0	0	0	0	0	0.0	0.0	0	0	0	0	0
11/08	at New England	0	3	3	0	0	0.0	0.0	0	0	0	0	0	1	1	2	0	0	0.0	0.0	0	0	0	0	0	0	1	1	0	0	0.0	0.0	0	0	0	0	0
11/15	Minnesota	0	1	1	0	0	0.0	0.0	0	0	0	0	0	1	3	4	0	0	0.5	4.5	0	0	0	1	0	0	0	0	0	0	0.0	0.0	0	0	0	0	0
11/25	at L.A. Rams																																						
12/06	at New Orleans																																						
12/13	Buffalo																																						
12/20	Miami																																						
12/25	at Chicago																																						
01/04	Houston																																						
01/10	Detroit																																						
TOTALS		**0**	**5**	**5**	**0**	**0**	**0.0**	**0.0**	**0**	**0**	**0**	**0**	**0**	**14**	**14**	**28**	**2**	**7**	**2.0**	**12.5**	**0**	**0**	**0**	**5**	**0**	**0**	**1**	**1**	**0**	**0**	**0.0**	**0.0**	**0**	**0**	**0**	**0**	**0**
CAREER TOTALS		**13**	**14**	**27**	**4**	**4**	**0.0**	**0.0**	**0**	**0**	**0**	**1**	**0**	**21**	**22**	**43**	**3**	**8**	**3.5**	**13.5**	**0**	**1**	**0**	**8**	**0**	**181**	**55**	**236**	**4**	**16**	**3.0**	**15.0**	**2**	**0**	**4**	**4**	**41**

		CARRINGTON VALENTINE												LUKAS VAN NESS												EVAN WILLIAMS											
DATE	OPP.	S	A	TK	TFL	TFLY	SK	SKY	INT	FR	FF	PR	PD	S	A	TK	TFL	TFLY	SK	SKY	INT	FR	FF	PR	PD	S	A	TK	TFL	TFLY	SK	SKY	INT	FR	FF	PR	PD
09/13	at Minnesota	0	0	0	0	0	0.0	0.0	0	0	0	0	0	4	0	4	1	5	1.0	5.0	0	0	0	1	0	6	1	7	0	0	0.0	0.0	0	0	0	0	0
09/20	at N.Y. Jets	0	0	0	0	0	0.0	0.0	0	0	0	0	0	6	3	9	3	10	1.5	8.5	0	0	0	4	0	7	1	8	1	2	0.0	0.0	0	0	0	0	1
09/24	Atlanta	*DID NOT PLAY*												1	3	4	0	0	0.0	0.0	0	0	0	1	0	4	6	10	0	0	0.0	0.0	0	0	0	0	0
10/04	at Tampa Bay	1	0	1	0	0	0.0	0.0	0	0	0	0	0	2	2	4	0	0	0.0	0.0	0	0	0	0	0	3	4	7	1	6	1.0	6.0	1	0	0	2	2
10/11	Chicago	0	0	0	0	0	0.0	0.0	0	0	0	0	0	1	1	2	0	0	0.0	0.0	0	0	0	2	0	7	4	11	0	0	0.0	0.0	0	1	0	0	0
10/18	Dallas	3	1	4	0	0	0.0	0.0	0	0	0	0	1	2	1	3	1	3	1.0	3.0	0	0	0	1	0	5	1	6	0	0	0.0	0.0	1	0	0	1	1
10/25	at Detroit	0	1	1	0	0	0.0	0.0	0	0	0	0	0	0	0	0	0	0	0.0	0.0	0	0	0	1	0	4	3	7	0	0	0.0	0.0	0	0	0	0	1
10/29	Carolina	0	0	0	0	0	0.0	0.0	0	0	0	0	0	3	3	6	1	8	1.0	8.0	0	0	0	1	1	7	3	10	0	0	0.0	0.0	0	0	0	0	0
11/08	at New England	0	0	0	0	0	0.0	0.0	0	0	0	0	1	1	0	1	0	0	0.0	0.0	0	0	0	0	0	4	1	5	0	0	0.0	0.0	1	0	0	0	1
11/15	Minnesota	5	2	7	0	0	0.0	0.0	0	0	0	0	1	2	2	4	1	10	1.5	14.5	0	0	0	2	0	2	5	7	0	0	0.0	0.0	0	0	0	0	1
11/25	at L.A. Rams																																						
12/06	at New Orleans																																						
12/13	Buffalo																																						
12/20	Miami																																						
12/25	at Chicago																																						
01/04	Houston																																						
01/10	Detroit																																						
TOTALS		**9**	**4**	**13**	**0**	**0**	**0.0**	**0.0**	**0**	**0**	**0**	**0**	**3**	**22**	**15**	**37**	**7**	**36**	**6.0**	**39.0**	**0**	**0**	**0**	**13**	**1**	**49**	**29**	**78**	**2**	**8**	**1.0**	**6.0**	**3**	**1**	**0**	**4**	**8**
CAREER TOTALS		**81**	**34**	**115**	**0**	**0**	**0.0**	**0.0**	**2**	**1**	**2**	**0**	**21**	**78**	**40**	**118**	**24**	**114**	**14.5**	**85.0**	**0**	**1**	**1**	**36**	**2**	**126**	**88**	**214**	**7**	**15**	**1.0**	**6.0**	**7**	**2**	**1**	**4**	**16**

INDIVIDUAL GXG STATS: DEFENSIVE

		DEVONTE WYATT											
DATE	OPP.	S	A	TK	TFL	TFLY	SK	SKY	INT	FR	FF	PR	PD
09/13	at Minnesota	3	0	3	0	0	0.0	0.0	0	0	0	0	0
09/20	at N.Y. Jets	0	1	1	0	0	0.0	0.0	0	0	0	0	0
09/24	Atlanta	2	2	4	0	0	0.0	0.0	0	0	0	0	0
10/04	at Tampa Bay	1	2	3	0	0	0.0	0.0	0	0	0	0	0
10/11	Chicago	3	0	3	2	13	2.0	13.0	0	0	1	2	0
10/18	Dallas	0	1	1	0	0	0.0	0.0	0	0	0	0	0
10/25	at Detroit	1	2	3	0	0	0.0	0.0	0	0	0	0	0
10/29	Carolina	2	0	2	2	7	1.0	6.0	0	0	0	1	0
11/08	at New England	0	0	0	0	0	0.0	0.0	0	0	0	0	0
11/15	Minnesota	0	1	1	0	0	0.0	0.0	0	0	0	0	0
11/25	at L.A. Rams												
12/06	at New Orleans												
12/13	Buffalo												
12/20	Miami												
12/25	at Chicago												
01/04	Houston												
01/10	Detroit												
TOTALS		**12**	**9**	**21**	**4**	**20**	**3.0**	**19.0**	**0**	**0**	**1**	**3**	**0**
CAREER TOTALS		**70**	**52**	**122**	**25**	**136**	**19.0**	**123.0**	**0**	**3**	**2**	**33**	**3**

INDIVIDUAL GXG STATS: FIELD GOALS

2026 REGULAR SEASON INDIVIDUAL GAME-BY-GAME STATS

FIELD GOALS:		TREY SMACK									
DATE	OPP.	0-19	20-29	30-39	40-49	50+	TOTAL	FGM	FGA	PCT	LG
09/13	at Minnesota	0/0	1/1	0/0	1/1	1/1	3/3	3	3	100.0%	59
09/20	at N.Y. Jets	0/0	1/1	1/1	0/0	0/0	2/2	2	2	100.0%	34
09/24	Atlanta	0/0	0/0	0/0	0/1	0/0	0/1	0	1	0.0%	0
10/04	at Tampa Bay	0/0	0/0	0/0	0/0	1/1	1/1	1	1	100.0%	58
10/11	Chicago	0/0	0/0	1/1	0/2	0/0	1/3	1	3	33.3%	35
10/18	Dallas	0/0	2/2	0/0	1/1	0/0	3/3	3	3	100.0%	44
10/25	at Detroit	0/0	0/1	0/1	1/1	0/0	1/3	1	3	33.3%	43
10/29	Carolina	0/0	0/0	0/0	0/0	0/0	0/0	0	0	0.0%	0
11/08	at New England	0/0	0/0	1/1	1/1	1/1	3/3	3	3	100.0%	51
11/15	Minnesota	0/0	0/0	0/0	1/1	0/1	1/2	1	2	50.0%	40
11/25	at L.A. Rams										
12/06	at New Orleans										
12/13	Buffalo										
12/20	Miami										
12/25	at Chicago										
01/04	Houston										
01/10	Detroit										
TOTALS		**0/0**	**4/5**	**3/4**	**5/8**	**3/4**	**15/21**	**15**	**21**	**71.4%**	**59**

INDIVIDUAL GXG STATS: PUNTING

2026 REGULAR SEASON INDIVIDUAL GAME-BY-GAME STATS

PUNTING:		DANIEL WHELAN							
DATE	OPP.	NO.	YDS	AVG	TB	IN 20	LG	NET	BLK
09/13	at Minnesota	3	116	38.7	0	2	49	34.3	0
09/20	at N.Y. Jets	6	324	54.0	1	3	66	50.3	0
09/24	Atlanta	5	250	50.0	0	4	64	45.6	0
10/04	at Tampa Bay	4	180	45.0	0	3	61	41.8	0
10/11	Chicago	4	221	55.3	1	2	75	48.0	0
10/18	Dallas	3	151	50.3	0	0	55	44.3	0
10/25	at Detroit	2	100	50.0	0	0	60	42.5	0
10/29	Carolina	5	223	44.6	1	2	51	38.8	0
11/08	at New England	4	214	53.5	2	0	62	40.0	0
11/15	Minnesota	4	202	50.5	1	0	65	45.5	0
11/25	at L.A. Rams								
12/06	at New Orleans								
12/13	Buffalo								
12/20	Miami								
12/25	at Chicago								
01/04	Houston								
01/10	Detroit								
TOTALS		**40**	**1,981**	**49.5**	**6**	**16**	**75**	**43.7**	**0**

INDIVIDUAL GXG STATS: KICKOFF RETURNS

2026 REGULAR SEASON INDIVIDUAL GAME-BY-GAME STATS

KICKOFF RETURNS:		KALEB JOHNSON						BO MELTON						SKYY MOORE					
DATE	OPP.	NO.	YDS	AVG	LG	FC	TD	NO.	YDS	AVG	LG	FC	TD	NO.	YDS	AVG	LG	FC	TD
09/13	at Minnesota	2	52	26.0	27	0	0	4	124	31.0	59	0	0	0	0	0.0	0	0	0
09/20	at N.Y. Jets	0	0	0.0	0	0	0	0	0	0.0	0	0	0	4	116	29.0	43	0	0
09/24	Atlanta	0	0	0.0	0	0	0	2	46	23.0	25	0	0	5	134	26.8	32	0	0
10/04	at Tampa Bay	0	0	0.0	0	0	0	0	0	0.0	0	0	0	2	52	26.0	28	0	0
10/11	Chicago	0	0	0.0	0	0	0	2	48	24.0	28	0	0	0	0	0.0	0	0	0
10/18	Dallas	0	0	0.0	0	0	0	0	0	0.0	0	0	0	*INJURED RESERVE*					
10/25	at Detroit	*INACTIVE*						1	24	24.0	24	0	0	*INJURED RESERVE*					
10/29	Carolina	*INACTIVE*						1	20	20.0	20	0	0	*INJURED RESERVE*					
11/08	at New England	0	0	0.0	0	0	0	4	110	27.5	48	0	0	*INJURED RESERVE*					
11/15	Minnesota	0	0	0.0	0	0	0	1	28	28.0	28	0	0	2	51	25.5	26	0	0
11/25	at L.A. Rams																		
12/06	at New Orleans																		
12/13	Buffalo																		
12/20	Miami																		
12/25	at Chicago																		
01/04	Houston																		
01/10	Detroit																		
TOTALS		**2**	**52**	**26.0**	**27**	**0**	**0**	**15**	**400**	**26.7**	**59**	**0**	**0**	**13**	**353**	**27.2**	**43**	**0**	**0**

KICKOFF RETURNS:		COLEMAN OWEN						J. MICHAEL STURDIVANT						SAVION WILLIAMS					
DATE	OPP.	NO.	YDS	AVG	LG	FC	TD	NO.	YDS	AVG	LG	FC	TD	NO.	YDS	AVG	LG	FC	TD
09/13	at Minnesota							*INACTIVE*						*INJURED RESERVE - DESIGNATED FOR RETURN*					
09/20	at N.Y. Jets							0	0	0.0	0	0	0	*INJURED RESERVE - DESIGNATED FOR RETURN*					
09/24	Atlanta							0	0	0.0	0	0	0	*INJURED RESERVE - DESIGNATED FOR RETURN*					
10/04	at Tampa Bay	*PRACTICE SQUAD*						0	0	0.0	0	0	0	*INJURED RESERVE - DESIGNATED FOR RETURN*					
10/11	Chicago	*PRACTICE SQUAD*						0	0	0.0	0	0	0	*INJURED RESERVE - DESIGNATED FOR RETURN*					
10/18	Dallas	0	0	0.0	0	0	0	2	51	25.5	27	0	0	0	0	0.0	0	0	0
10/25	at Detroit	0	0	0.0	0	0	0	1	24	24.0	24	0	0	0	0	0.0	0	0	0
10/29	Carolina	4	105	26.3	31	0	0	0	0	0.0	0	0	0	0	0	0.0	0	0	0
11/08	at New England	0	0	0.0	0	0	0	1	26	26.0	26	0	0	0	0	0.0	0	0	0
11/15	Minnesota	*NOT ON ROSTER*						2	50	25.0	26	0	0	1	22	22.0	22	0	0
11/25	at L.A. Rams																		
12/06	at New Orleans																		
12/13	Buffalo																		
12/20	Miami																		
12/25	at Chicago																		
01/04	Houston																		
01/10	Detroit																		
TOTALS		**4**	**105**	**26.3**	**31**	**0**	**0**	**6**	**151**	**25.2**	**27**	**0**	**0**	**1**	**22**	**22.0**	**22**	**0**	**0**

INDIVIDUAL GXG STATS: PUNT RETURNS

2026 REGULAR SEASON INDIVIDUAL GAME-BY-GAME STATS

PUNT RETURNS:		MATTHEW GOLDEN						SKYY MOORE						COLEMAN OWEN					
DATE	OPP.	NO.	YDS	AVG	LG	FC	TD	NO.	YDS	AVG	LG	FC	TD	NO.	YDS	AVG	LG	FC	TD
09/13	at Minnesota	0	0	0.0	0	0	0	2	17	8.5	12	2	0						
09/20	at N.Y. Jets	0	0	0.0	0	0	0	4	92	23.0	63	0	0						
09/24	Atlanta	0	0	0.0	0	0	0	0	0	0.0	0	2	0						
10/04	at Tampa Bay	0	0	0.0	0	0	0	2	19	9.5	11	2	0	*PRACTICE SQUAD*					
10/11	Chicago	2	27	13.5	17	0	0	0	0	0.0	0	0	0	*PRACTICE SQUAD*					
10/18	Dallas	0	0	0.0	0	0	0	*INJURED RESERVE*						1	16	16.0	16	2	0
10/25	at Detroit	0	0	0.0	0	0	0	*INJURED RESERVE*						0	0	0.0	0	1	0
10/29	Carolina	0	0	0.0	0	0	0	*INJURED RESERVE*						2	7	3.5	7	2	0
11/08	at New England	0	0	0.0	0	0	0	*INJURED RESERVE*						1	13	13.0	13	2	0
11/15	Minnesota	1	13	13.0	13	1	0	1	5	5.0	5	0	0	*NOT ON ROSTER*					
11/25	at L.A. Rams																		
12/06	at New Orleans																		
12/13	Buffalo																		
12/20	Miami																		
12/25	at Chicago																		
01/04	Houston																		
01/10	Detroit																		
TOTALS		**3**	**40**	**13.3**	**17**	**1**	**0**	**9**	**133**	**14.8**	**63**	**6**	**0**	**4**	**36**	**9.0**	**16**	**7**	**0**

INDIVIDUAL SINGLE-GAME HIGHS

2026 REGULAR SEASON PACKERS INDIVIDUAL SINGLE-GAME HIGHS				
Touchdowns	2	Josh Jacobs	vs. Panthers	10/29
		MarShawn Lloyd	vs. Bears	10/11
		Christian Watson	vs. Bears	10/11
		Christian Watson	at Vikings	09/13
Passes Attempted	53	Jordan Love	vs. Falcons	09/24
Passes Completed	30	Jordan Love	vs. Panthers	10/29
Completion Percentage	80.6	Jordan Love	vs. Bears	10/11
Passing Yards	387	Jordan Love	at Vikings	09/13
Yards Per Attempt	12.8	Jordan Love	at Patriots	11/08
Touchdown Passes	3	Jordan Love	at Patriots	11/08
		Jordan Love	vs. Panthers	10/29
Passer Rating	153.2	Jordan Love	at Patriots	11/08
Pass Receptions	10	Matthew Golden	at Patriots	11/08
Receiving Yards	171	Christian Watson	at Patriots	11/08
Touchdown Receptions	2	Christian Watson	vs. Bears	10/11
		Christian Watson	at Vikings	09/13
Rushing Yards	68	Kaleb Johnson	at Patriots	11/08
Rushing Attempts	21	Josh Jacobs	vs. Panthers	10/29
Rushing Average	5.3	Kaleb Johnson	at Buccaneers	10/04
Rushing Touchdowns	2	MarShawn Lloyd	vs. Bears	10/11
Yards From Scrimmage	171	Christian Watson	at Patriots	11/08
Combined Net Yards	214	Skyy Moore	at Jets	09/20
Interceptions Made	2	Xavier McKinney	at Patriots	11/08
		Xavier McKinney	vs. Bears	10/11
Interceptions Thrown	1	Jordan Love	vs. Vikings	11/15
		Jordan Love	vs. Panthers	10/29
		Jordan Love	at Lions	10/25
		Jordan Love	vs. Cowboys	10/18
		Jordan Love	at Buccaneers	10/04
		Jordan Love	vs. Falcons	09/24
		Jordan Love	at Vikings	09/13
INT Return Yards	38	Xavier McKinney	at Patriots	11/08
Tackles	11	Isaiah McDuffie	at Lions	10/25
		Evan Williams	vs. Bears	10/11
Sacks	2.0	Karl Brooks	at Patriots	11/08
		Devonte Wyatt	vs. Bears	10/11
Punts	6	Daniel Whelan	at Jets	09/20
Punts Inside the 20	4	Daniel Whelan	vs. Falcons	09/24
Punting Average	55.3	Daniel Whelan	vs. Bears	10/11
Punt Returns	4	Skyy Moore	at Jets	09/20
Punt Return Yards	92	Skyy Moore	at Jets	09/20
Kickoff Returns	5	Skyy Moore	vs. Falcons	09/24
Kickoff Return Yards	134	Skyy Moore	vs. Falcons	09/24
Field Goals Attempted	3	Trey Smack	at Patriots	11/08
		Trey Smack	at Lions	10/25
		Trey Smack	vs. Cowboys	10/18
		Trey Smack	vs. Bears	10/11
		Trey Smack	at Vikings	09/13
Field Goals Made	3	Trey Smack	at Patriots	11/08
		Trey Smack	vs. Cowboys	10/18
		Trey Smack	at Vikings	09/13

2026 REGULAR SEASON GREEN BAY PACKERS LONGEST PLAYS				
Run From Scrimmage	34	Kaleb Johnson	at Patriots	11/08
Touchdown Run	13	Jordan Love	at Patriots	11/08
Passing Long	81	Jordan Love	at Vikings	09/13
Touchdown Pass Long	81	Jordan Love	at Vikings	09/13
Pass Reception	81	Christian Watson	at Vikings	09/13
Touchdown Reception	81	Christian Watson	at Vikings	09/13
Interception Return	36	Xavier McKinney	at Patriots	11/08
Longest Own Fumble Return	5	Tucker Kraft	vs. Falcons	09/24
Longest Opponent's Fumble Return	3	Brenton Cox Jr.	vs. Panthers	10/29
Punt Return	63	Skyy Moore	at Jets	09/20
Kickoff Return	59	Bo Melton	at Vikings	09/13
Punt	75	Daniel Whelan	vs. Bears	10/11
Field Goal	59	Trey Smack	at Vikings	09/13
Field Goal Attempt	59	Trey Smack	at Vikings	09/13

SCORING DRIVES

PACKERS 2026 REGULAR SEASON SCORING DRIVES

DATE	OPPONENT	ACQUIRED	DRIVE START	PLAYS	YARDS	Q|TIME	FIRST DOWNS	SCORING PLAY	GB	OPP
09/13	at Minnesota	Interception	GB 47	6	12	Q1|2:03	1	T. Smack: 59-yard FG	3	0
		Punt	GB 19	2	81	Q1|0:13	1	C. Watson: 81-yard pass from J.	6	0
		Kickoff	MIN	7	15	Q1|2:46	1	Love	6	3
		Kickoff	40	7	74	Q2|1:41	4	Q2: T. Smack: 43-yard FG	13	10
		Punt	GB 26	12	79	Q3|5:46	4	C. Watson: 2-yard pass from J. Love	16	10
			GB 13					T. Smack: 26-yard FG		
09/20	at N.Y. Jets	Punt	GB 36	9	64	Q1|5:27	5	Q2: M. Lloyd: 6-yard pass from J.	6	0
		Kickoff	GB 27	7	73	Q4|3:06	4	Love	6	6
		Punt	NYJ	4	3	Q4|1:33	0	C. Watson: 3-yard pass from J. Love	6	6
		Punt	19	5	58	OT|2:06	4	T. Smack: 34-yard FG	6	6
			GB 34					T. Smack: 26-yard FG		
09/24	Atlanta	Punt	GB 13	9	87	Q1|4:53	5	C. Watson: 4-yard pass from J. Love	7	0
		Kickoff	GB 24	10	76	Q4|2:39	4	M. Golden: 15-yard pass from J.	14	26
								Love		
10/04	at Tampa Bay	Interception	GB 32	16	68	Q1|9:16	5	Q2: M. Golden: 2-yard pass from J.	7	0
		Interception	TB 44	3	4	Q2|0:34	0	Love	10	7
		Kickoff	GB 20	8	80	Q3|4:28	4	T. Smack: 58-yard FG	17	7
								T. Kraft: 2-yard pass from J. Love		
10/11	Chicago	Punt	GB 9	10	91	Q1|6:13	5	C. Watson: 42-yard pass from J.	7	0
		Interception	CHI 45	10	45	Q1|5:36	4	Love	14	0
		Kickoff	GB 28	4	72	Q3|1:50	2	Q2: M. Lloyd: 7-yard run	20	7
		Punt	GB 38	5	45	Q3|2:10	1	C. Watson: 53-yard pass from J.	23	7
		Interception	GB 45	3	55	Q3|0:39	3	Love	31	7
								T. Smack: 35-yard FG		
								Q4: M. Lloyd: 4-yard run		
10/18	Dallas	Punt	GB 10	14	90	Q1|6:30	5	M. Golden: 9-yard pass from J. Love	7	0
		Interception	GB 20	15	73	Q2|8:17	5	T. Smack: 25-yard FG	10	0
		Interception	GB 23	9	77	Q2|1:27	5	J. Love: 1-yard run	17	0
		Kickoff	GB 32	11	42	Q3|4:17	2	T. Smack: 44-yard FG	20	7
		Downs	DAL	9	38	Q4|3:24	2	T. Smack: 29-yard FG	23	7
			49							
10/25	at Detroit	Kickoff	GB 26	12	74	Q1|6:02	4	T. Kraft: 14-yard pass from J. Love	7	7
		Fumble	DET	5	42	Q3|1:58	2	J. Jacobs: 25-yard pass from J. Love	14	10
		Punt	42	12	61	Q4|6:34	5	T. Smack: 43-yard FG	17	17
			GB 14							
10/29	Carolina	Punt	GB 44	8	56	Q1|3:33	3	T. Kraft: 12-yard pass from J. Love	6	3
		Punt	GB 10	9	90	Q2|4:47	5	J. Jacobs: 1-yard run	13	10
		Interception	CAR	8	43	Q2|3:32	3	M. Golden: 24-yard pass from J.	20	10
		Downs	43	8	50	Q3|4:48	4	Love	27	10
			50 yard line					J. Jacobs: 4-yard pass from J. Love		
11/08	at New England	Interception	NE 14	2	14	Q1|0:55	1	J. Love: 13-yard run	7	0
		Punt	GB 14	7	86	Q1|3:45	4	M. Golden: 5-yard pass from J. Love	14	0
		Punt	GB 2	12	75	Q1|6:36	4	Q2: T. Smack: 41-yard FG	17	0
		Interception	GB 31	3	69	Q2|0:53	3	K. Johnson: 2-yard run	24	7
		Kickoff	GB 30	7	70	Q3|4:09	4	S. Williams: 10-yard pass from J.	31	14
		Punt	GB 22	7	45	Q3|3:31	1	Love	34	14
		Fumble	NE 39	1	39	Q3|0:06	1	T. Smack: 51-yard FG	42	14
		Kickoff	GB 22	7	58	Q3|4:20	2	C. Watson: 39-yard pass from J.	45	21
								Love		
								Q4: T. Smack: 38-yard FG		
11/15	Minnesota	Kickoff	GB 25	10	75	Q3|4:25	4	J. Sturdivant: 32-yard pass from J.	7	20
		Punt	GB 14	11	64	Q3|3:38	4	Love	10	20
								T. Smack: 40-yard FG		
11/25		--	--	--	--	--	--	--	--	--
12/06		--	--	--	--	--	--	--	--	--
12/13		--	--	--	--	--	--	--	--	--
12/20		--	--	--	--	--	--	--	--	--
12/25		--	--	--	--	--	--	--	--	--
01/04		--	--	--	--	--	--	--	--	--
01/10		--	--	--	--	--	--	--	--	--
	AVG			**7.9**	**58.9**	**3:40**	**3.2**			
	TOTALS			**324**	**2,413**	**2:30:26**	**130**			

DRIVE CHARTS - OPENING DRIVES

2026 REGULAR SEASON

		PACKERS								OPPONENT							
		FIRST HALF				SECOND HALF				FIRST HALF				SECOND HALF			
DATE	OPPONENT	PLAYS	YDS	TIME	RESULT	PLAYS	YDS	TIME	RESULT	PLAYS	YDS	TIME	RESULT	PLAYS	YDS	TIME	RESULT
09/13	at Minnesota	6	12	2:03	FG	5	24	2:57	Punt	2	-1	0:46	INT	3	4	1:08	Punt
09/20	at N.Y. Jets	3	3	1:40	Punt	7	31	4:55	Punt	9	42	5:37	Punt	4	18	2:35	Punt
09/24	Atlanta	3	1	0:54	Punt	10	63	5:04	Downs	4	21	1:33	INT	10	92	6:18	TD
10/04	at Tampa Bay	5	27	2:50	Punt	8	80	4:28	TD	3	8	1:51	Punt	3	-6	2:13	Punt
10/11	Chicago	10	91	6:13	TD	4	72	1:50	TD	5	9	2:56	Punt	9	42	4:34	Miss FG
10/18	Dallas	14	90	6:30	TD	3	-7	1:09	Punt	6	19	3:47	Punt	9	46	4:32	TD
10/25	at Detroit	10	57	4:37	Miss FG	5	42	1:58	TD	6	80	3:23	TD	2	6	0:48	FUM
10/29	Carolina	0	0	0:05	FUM	8	50	4:48	TD	6	8	3:12	FG	6	25	2:42	Downs
11/08	at New England	2	14	0:55	TD	7	70	4:09	TD	2	1	0:46	INT	3	7	2:07	Punt
11/15	Minnesota	2	5	0:28	FUM	5	0	2:50	FUM	3	-1	1:51	Punt	5	13	2:08	FG

DRIVE EFFICIENCY - GAME-BY-GAME

2026 REGULAR SEASON GREEN BAY PACKERS DRIVES ENDED BY...
(THROUGH WEEK 10)

DATE	TEAMS	DRIVES	3/OUT	TD	FGA	FGM	PNT	DWN	TRN	SAF	CLK	POINTS	PTS/DRV	EFF
9/13	Green Bay	12	3	2	3	3	3	2	2	0	0	22	1.83	0.417
	at Minnesota	13	5	5	1	1	4	0	1	0	2	38	2.92	0.462
9/20	Green Bay	12	7	2	2	2	6	1	1	0	0	20	1.67	0.333
	at N.Y. Jets	12	2	2	1	1	7	1	0	0	1	17	1.42	0.250
9/24	Green Bay	10	4	2	1	0	5	1	1	0	0	14	1.40	0.200
	Atlanta	11	2	4	2	2	2	0	1	0	2	35	3.18	0.545
10/4	Green Bay	10	4	2	1	1	4	0	2	0	1	17	1.70	0.300
	at Tampa Bay	9	3	2	0	0	4	1	2	0	0	14	1.56	0.222
10/11	Green Bay	13	5	4	3	1	4	0	0	0	2	31	2.38	0.385
	Chicago	12	4	1	1	0	4	1	5	0	0	7	0.58	0.083
10/18	Green Bay	10	4	2	3	3	3	0	1	0	1	23	2.30	0.500
	Dallas	10	2	2	0	0	3	2	2	0	1	13	1.30	0.200
10/25	Green Bay	10	4	2	3	1	2	1	1	0	1	17	1.70	0.300
	at Detroit	10	3	2	2	2	2	2	2	0	0	20	2.00	0.400
10/29	Green Bay	12	3	4	0	0	5	0	2	0	0	27	2.25	0.333
	Carolina	13	7	2	2	2	4	2	2	0	1	19	1.46	0.308
11/8	Green Bay	14	4	5	3	3	4	1	0	0	1	45	3.21	0.571
	at New England	14	4	4	0	0	5	0	4	0	1	27	1.93	0.286
11/15	Green Bay	11	4	1	2	1	4	0	3	0	0	10	0.91	0.182
	Minnesota	12	4	3	3	3	3	0	1	0	2	30	2.50	0.500
11/25	Green Bay	--	--	--	--	--	--	--	--	--	--	--	--	--
	at L.A. Rams	--	--	--	--	--	--	--	--	--	--	--	--	--
12/6	Green Bay	--	--	--	--	--	--	--	--	--	--	--	--	--
	at New Orleans	--	--	--	--	--	--	--	--	--	--	--	--	--
12/13	Green Bay	--	--	--	--	--	--	--	--	--	--	--	--	--
	Buffalo	--	--	--	--	--	--	--	--	--	--	--	--	--
12/20	Green Bay	--	--	--	--	--	--	--	--	--	--	--	--	--
	Miami	--	--	--	--	--	--	--	--	--	--	--	--	--
12/25	Green Bay	--	--	--	--	--	--	--	--	--	--	--	--	--
	at Chicago	--	--	--	--	--	--	--	--	--	--	--	--	--
1/4	Green Bay	--	--	--	--	--	--	--	--	--	--	--	--	--
	Houston	--	--	--	--	--	--	--	--	--	--	--	--	--
1/10	Green Bay	--	--	--	--	--	--	--	--	--	--	--	--	--
	Detroit	--	--	--	--	--	--	--	--	--	--	--	--	--
TOTALS	**PACKERS**	**114**	**42**	**26**	**21**	**15**	**40**	**6**	**13**	**0**	**6**	**226**	**1.98**	**0.360**
	OPPONENTS	**116**	**36**	**27**	**12**	**11**	**38**	**9**	**20**	**0**	**10**	**220**	**1.90**	**0.328**

YARDS GAINED BY DOWN

PACKERS 2026 REGULAR SEASON YARDS GAINED BY DOWN

		PACKERS												OPPONENT											
		1ST DOWN			2ND DOWN			3RD DOWN			4TH DOWN			1ST DOWN			2ND DOWN			3RD DOWN			4TH DOWN		
Date	Opponent	Att	Yds	Avg	Att	Yds	Avg	Att	Yds	Avg	Att	Yds	Avg	Att	Yds	Avg	Att	Yds	Avg	Att	Yds	Avg	Att	Yds	Avg
09/13	at Minnesota	29	122	4.2	24	277	11.5	12	20	1.7	2	0	0.0	26	135	5.2	20	31	1.6	15	74	4.9	0	0	0.0
09/20	at N.Y. Jets	22	69	3.1	18	112	6.2	9	23	2.6	1	-5	-5.0	30	124	4.1	22	36	1.6	19	125	6.6	1	0	0.0
09/24	Atlanta	25	95	3.8	20	66	3.3	15	152	10.1	3	20	6.7	31	210	6.8	25	146	5.8	10	140	14.0	0	0	0.0
10/04	at Tampa Bay	24	144	6.0	18	104	5.8	10	28	2.8	3	15	5.0	25	116	4.6	21	82	3.9	12	65	5.4	3	12	4.0
10/11	Chicago	27	266	9.9	19	66	3.5	12	94	7.8	1	2	2.0	28	142	5.1	21	56	2.7	14	44	3.1	5	11	2.2
10/18	Dallas	26	36	1.4	25	140	5.6	18	128	7.1	1	14	14.0	30	132	4.4	23	97	4.2	13	46	3.5	4	28	7.0
10/25	at Detroit	24	64	2.7	22	92	4.2	15	91	6.1	4	77	19.3	32	256	8.0	22	122	5.5	10	39	3.9	2	-2	-1.0
10/29	Carolina	29	177	6.1	22	79	3.6	16	98	6.1	0	0	0.0	25	92	3.7	23	48	2.1	18	89	4.9	4	29	7.3
11/08	at New England	31	338	10.9	20	94	4.7	12	50	4.2	1	0	0.0	32	212	6.6	20	121	6.1	9	54	6.0	0	0	0.0
11/15	Minnesota	24	119	5.0	19	60	3.2	10	46	4.6	1	12	12.0	27	126	4.7	21	69	3.3	16	112	7.0	1	5	5.0
11/25	at L.A. Rams	--			--			--			--			--			--			--			--		
12/06	at New Orleans	--			--			--			--			--			--			--			--		
12/13	Buffalo	--			--			--			--			--			--			--			--		
12/20	Miami	--			--			--			--			--			--			--			--		
12/25	at Chicago	--			--			--			--			--			--			--			--		
01/04	Houston	--			--			--			--			--			--			--			--		
01/10	Detroit	--			--			--			--			--			--			--			--		
	TOTALS	261	1,430	5.5	207	1,090	5.3	129	730	5.7	17	135	7.9	286	1,545	5.4	218	808	3.7	136	788	5.8	20	83	4.2

THIRD-DOWN EFFICIENCY

PACKERS 2026 REGULAR SEASON THIRD-DOWN EFFICIENCY

		PACKERS										
Date	**Opponent**	**3rd & 1**	**3rd & 2**	**3rd & 3**	**3rd & 4**	**3rd & 5**	**3rd & 6**	**3rd & 7**	**3rd & 8**	**3rd & 9**	**3rd & 10+**	**Total**
09/13	at Minnesota	0 / 0	0 / 1	1 / 1	1 / 1	0 / 0	0 / 1	1 / 1	0 / 2	0 / 1	0 / 4	3 / 12
09/20	at N.Y. Jets	0 / 0	0 / 0	1 / 2	0 / 0	0 / 0	0 / 1	0 / 2	0 / 0	0 / 1	0 / 3	1 / 9
09/24	Atlanta	1 / 1	1 / 2	0 / 0	0 / 1	1 / 2	0 / 2	0 / 0	0 / 0	0 / 1	3 / 6	6 / 15
10/04	at Tampa Bay	1 / 1	0 / 2	1 / 1	0 / 0	0 / 1	0 / 2	0 / 0	0 / 0	0 / 0	0 / 3	2 / 10
10/11	Chicago	1 / 1	1 / 2	1 / 1	0 / 0	0 / 0	0 / 1	0 / 0	0 / 0	0 / 0	1 / 7	4 / 12
10/18	Dallas	1 / 1	2 / 4	0 / 1	0 / 0	3 / 3	2 / 4	0 / 0	1 / 2	0 / 0	2 / 3	11 / 18
10/25	at Detroit	0 / 0	0 / 0	1 / 3	0 / 1	0 / 2	2 / 2	0 / 0	0 / 1	2 / 2	0 / 4	5 / 15
10/29	Carolina	3 / 3	2 / 3	0 / 0	0 / 1	0 / 0	1 / 2	0 / 0	2 / 3	0 / 0	1 / 4	9 / 16
11/08	at New England	0 / 2	1 / 2	0 / 0	0 / 1	1 / 2	0 / 1	2 / 2	0 / 0	0 / 1	0 / 1	4 / 12
11/15	Minnesota	1 / 1	0 / 0	0 / 0	0 / 0	0 / 0	0 / 1	0 / 1	0 / 0	0 / 0	3 / 8	4 / 11
11/25	at L.A. Rams	--	--	--	--	--	--	--	--	--	--	--
12/06	at New Orleans	--	--	--	--	--	--	--	--	--	--	--
12/13	Buffalo	--	--	--	--	--	--	--	--	--	--	--
12/20	Miami	--	--	--	--	--	--	--	--	--	--	--
12/25	at Chicago	--	--	--	--	--	--	--	--	--	--	--
01/04	Houston	--	--	--	--	--	--	--	--	--	--	--
01/10	Detroit	--	--	--	--	--	--	--	--	--	--	--
	TOTALS	**8 / 10**	**7 / 16**	**5 / 9**	**1 / 5**	**5 / 10**	**5 / 17**	**3 / 6**	**3 / 8**	**2 / 6**	**10 / 43**	**49 / 130**
		80.0%	**43.8%**	**55.6%**	**20.0%**	**50.0%**	**29.4%**	**50.0%**	**37.5%**	**33.3%**	**23.3%**	**37.7%**
		3RD & 1-3: 20 / 35 = 57.1%			**3RD & 4-6: 11 / 32 = 34.4%**			**3RD & 7-10+: 18 / 63 = 28.6%**				

OPPONENT 2026 REGULAR SEASON THIRD-DOWN EFFICIENCY

		OPPONENT										
Date	**Opponent**	**3rd & 1**	**3rd & 2**	**3rd & 3**	**3rd & 4**	**3rd & 5**	**3rd & 6**	**3rd & 7**	**3rd & 8**	**3rd & 9**	**3rd & 10+**	**Total**
09/13	at Minnesota	2 / 2	0 / 0	0 / 0	1 / 2	1 / 2	2 / 3	0 / 1	2 / 3	0 / 1	0 / 1	8 / 15
09/20	at N.Y. Jets	1 / 1	1 / 2	0 / 0	1 / 1	1 / 1	0 / 0	0 / 2	0 / 0	1 / 4	3 / 8	8 / 19
09/24	Atlanta	2 / 2	2 / 2	0 / 0	0 / 0	1 / 1	0 / 1	1 / 1	0 / 0	0 / 0	0 / 4	6 / 11
10/04	at Tampa Bay	0 / 2	1 / 2	1 / 1	0 / 0	1 / 1	0 / 0	2 / 2	0 / 1	0 / 0	0 / 3	5 / 12
10/11	Chicago	1 / 3	0 / 0	0 / 1	1 / 2	2 / 2	1 / 2	0 / 0	0 / 1	0 / 0	0 / 4	5 / 15
10/18	Dallas	2 / 2	0 / 1	1 / 1	1 / 2	0 / 1	1 / 1	0 / 1	0 / 1	0 / 1	0 / 2	5 / 13
10/25	at Detroit	1 / 2	1 / 1	0 / 0	0 / 0	1 / 3	2 / 2	0 / 0	0 / 0	0 / 1	0 / 1	5 / 10
10/29	Carolina	1 / 1	0 / 1	1 / 2	0 / 0	0 / 1	0 / 2	0 / 1	1 / 2	0 / 2	2 / 6	5 / 18
11/08	at New England	1 / 1	0 / 0	0 / 0	0 / 0	1 / 1	0 / 0	0 / 1	0 / 0	0 / 0	2 / 6	4 / 9
11/15	Minnesota	2 / 2	2 / 5	1 / 1	0 / 1	0 / 1	0 / 0	0 / 1	0 / 0	0 / 1	3 / 4	8 / 16
11/25	at L.A. Rams	--	--	--	--	--	--	--	--	--	--	--
12/06	at New Orleans	--	--	--	--	--	--	--	--	--	--	--
12/13	Buffalo	--	--	--	--	--	--	--	--	--	--	--
12/20	Miami	--	--	--	--	--	--	--	--	--	--	--
12/25	at Chicago	--	--	--	--	--	--	--	--	--	--	--
01/04	Houston	--	--	--	--	--	--	--	--	--	--	--
01/10	Detroit	--	--	--	--	--	--	--	--	--	--	--
	TOTALS	**13 / 18**	**7 / 14**	**4 / 6**	**4 / 8**	**8 / 14**	**6 / 11**	**3 / 10**	**3 / 8**	**1 / 10**	**10 / 39**	**59 / 138**
		72.2%	**50.0%**	**66.7%**	**50.0%**	**57.1%**	**54.5%**	**30.0%**	**37.5%**	**10.0%**	**25.6%**	**42.8%**
		3RD & 1-3: 24 / 38 = 63.2%			**3RD & 4-6: 18 / 33 = 54.5%**			**3RD & 7-10+: 17 / 67 = 25.4%**				

FOURTH-DOWN EFFICIENCY

2026 REGULAR SEASON FOURTH-DOWN EFFICIENCY

		PACKERS						OPPONENT					
Date	**Opponent**	**4th & 1**	**4th & 2**	**4th & 3**	**4th & 4**	**4th & 5+**	**Total**	**4th & 1**	**4th & 2**	**4th & 3**	**4th & 4**	**4th & 5+**	**Total**
09/13	at Minnesota	0 / 1	0 / 1	0 / 0	0 / 0	0 / 0	0 / 2	0 / 0	0 / 0	0 / 0	0 / 0	0 / 0	0 / 0
09/20	at N.Y. Jets	0 / 0	0 / 0	0 / 0	0 / 0	0 / 1	0 / 1	0 / 1	0 / 0	0 / 0	0 / 0	0 / 0	0 / 1
09/24	Atlanta	0 / 1	0 / 0	0 / 0	0 / 0	2 / 2	2 / 3	0 / 0	0 / 0	0 / 0	0 / 0	0 / 0	0 / 0
10/04	at Tampa Bay	2 / 2	1 / 1	0 / 0	0 / 0	0 / 0	3 / 3	2 / 2	0 / 0	0 / 0	0 / 0	0 / 1	2 / 3
10/11	Chicago	1 / 1	0 / 0	0 / 0	0 / 0	0 / 0	1 / 1	1 / 1	0 / 0	0 / 1	1 / 1	0 / 2	2 / 5
10/18	Dallas	0 / 0	0 / 0	1 / 1	0 / 0	0 / 0	1 / 1	0 / 0	1 / 2	0 / 0	0 / 0	1 / 2	2 / 4
10/25	at Detroit	0 / 0	1 / 1	1 / 1	0 / 1	1 / 1	3 / 4	0 / 1	0 / 0	0 / 0	0 / 0	0 / 1	0 / 2
10/29	Carolina	0 / 0	0 / 0	0 / 0	0 / 0	0 / 0	0 / 0	1 / 1	0 / 1	1 / 1	0 / 0	0 / 1	2 / 4
11/08	at New England	0 / 0	0 / 0	0 / 1	0 / 0	0 / 0	0 / 1	0 / 0	0 / 0	0 / 0	0 / 0	0 / 0	0 / 0
11/15	Minnesota	0 / 0	0 / 0	0 / 0	0 / 0	1 / 1	1 / 1	0 / 0	0 / 0	1 / 1	0 / 0	0 / 0	1 / 1
11/25	at L.A. Rams	--	--	--	--	--	--	--	--	--	--	--	--
12/06	at New Orleans	--	--	--	--	--	--	--	--	--	--	--	--
12/13	Buffalo	--	--	--	--	--	--	--	--	--	--	--	--
12/20	Miami	--	--	--	--	--	--	--	--	--	--	--	--
12/25	at Chicago	--	--	--	--	--	--	--	--	--	--	--	--
01/04	Houston	--	--	--	--	--	--	--	--	--	--	--	--
01/10	Detroit	--	--	--	--	--	--	--	--	--	--	--	--
	TOTALS	**3 / 5**	**2 / 3**	**2 / 3**	**0 / 1**	**4 / 5**	**11 / 17**	**4 / 6**	**1 / 3**	**2 / 3**	**1 / 1**	**1 / 7**	**9 / 20**
		60.0%	**66.7%**	**66.7%**	**0.0%**	**80.0%**	**64.7%**	**66.7%**	**33.3%**	**66.7%**	**100.0%**	**14.3%**	**45.0%**

INSIDE THE 20

DATE	OPPONENT	OFFENSE	DEFENSE
09/13	at Minnesota	TD - Pass FG - 26 yards Downs Downs	TD - Pass TD - Run TD - Run TD - Pass
09/20	at N.Y. Jets	TD - Pass TD - Pass FG - 34 yards FG - 26 yards	TD - Run TD - Pass FG - 32 yards
09/24	Atlanta	TD - Pass Downs TD - Pass Interception	TD - Run TD - Pass TD - Run FG - 31 yards TD - Run
10/04	at Tampa Bay	TD - Pass TD - Pass Fumble	TD - Run TD - Pass
10/11	Chicago	TD - Run FG - 35 yards TD - Run	TD - Run Interception
10/18	Dallas	TD - Pass FG - 25 yards TD - Run FG - 29 yards	Interception TD - Run Downs TD - Pass
10/25	at Detroit	Missed FG TD - Pass Downs Missed FG	TD - Pass Fumble TD - Pass Downs FG - 22 yards
10/29	Carolina	TD - Pass TD - Run TD - Pass	FG - 39 yards TD - Run
11/08	at New England	TD - Run TD - Pass FG - 41 yards TD - Run TD - Pass	TD - Pass TD - Run
11/15	Minnesota	Interception	FG - 34 yards TD - Run FG - 32 yards FG - 20 yards
11/25	at L.A. Rams	--	--
12/06	at New Orleans	--	--
12/13	Buffalo	--	--
12/20	Miami	--	--
12/25	at Chicago	--	--
01/04	Houston	--	--
01/10	Detroit	--	--

	OFFENSE	DEFENSE
Inside the 20	35	33
Scores	26	28
Touchdowns	19	21
Field Goals	7	7
Total Points in 20	154	167
Fumbles	1	1
Interceptions	2	2
Missed Field Goals	2	0
Lost on Downs	4	2
End of Half/Game	0	0
TDs Outside	7	6
Red-Zone Percentage	54.3	63.6

GOAL-TO-GO SITUATIONS

DATE	OPPONENT	OFFENSE	DEFENSE
09/13	at Minnesota	TD - Pass Field Goal - 26 yards	TD - Run TD - Run
09/20	at N.Y. Jets	TD - Pass TD - Pass Field Goal - 26 yards	TD - Run TD - Pass
09/24	Atlanta	TD - Pass Interception	TD - Run TD - Pass TD - Run
10/04	at Tampa Bay	TD - Pass TD - Pass Fumble	NONE
10/11	Chicago	TD - Run TD - Run	TD - Run Interception
10/18	Dallas	Field Goal - 25 yards TD - Run	TD - Run TD - Pass
10/25	at Detroit	NONE	Field Goal - 22 yards
10/29	Carolina	TD - Run	TD - Run
11/08	at New England	TD - Pass TD - Run	TD - Pass TD - Run
11/15	Minnesota	NONE	Field Goal - 34 yards TD - Run Field Goal - 32 yards Field Goal - 20 yards
11/25	at L.A. Rams	--	--
12/06	at New Orleans	--	--
12/13	Buffalo	--	--
12/20	Miami	--	--
12/25	at Chicago	--	--
01/04	Houston	--	--
01/10	Detroit	--	--

	OFFENSE	DEFENSE
Goal-To-Go Situations	17	19
Scores	15	18
Touchdowns	12	14
Field Goals	3	4
Total Points	94	109
Fumbles	1	0
Interceptions	1	1
Missed Field Goals	0	0
Missed Field Goals (G2G)	0	0
Lost on Downs	0	0
End of Half/Game	0	0
Goal-to-Go Percentage	66.7	73.7

BIG PLAYS OF 20+ YARDS

2026 REGULAR SEASON - BIG PLAYS OF 20+ YARDS

DATE	OPPONENT	QTR	PACKERS PLAYER	RUN	PASS	DOWN	RESULT	QTR	OPP. PLAYER	RUN	PASS	DOWN	RESULT
09/13	at Minnesota	1	**Jordan Love -> Christian Watson**		**81t**	2-10-GB 19	TD	2	**Carson Wentz -> Justin Jefferson**		**39t**	1-10-GB 39	TD
		2	Jordan Love -> Tucker Kraft		30	1-10-GB 14	Punt	4	Jordan Mason run	28		1-10-GB 39	TD
		2	Jordan Love -> Tucker Kraft		23	2-8-GB 28	TD						
		2	Jordan Love -> Christian Watson		32	1-10-MIN 39	TD						
		3	Jordan Love -> Jonnu Smith		43	2-8- 50	FG						
		4	Jordan Love -> Matthew Golden		42	2-20-GB 32	Downs						
		4	Jordan Love -> Matthew Golden		20	2-15-GB 46	Downs						
09/20	at N.Y. Jets	2	Jordan Love -> Christian Watson		20	2-8- 50	TD	3	Geno Smith -> Breece Hall		43	3-12-NYJ 17	Punt
09/24	Atlanta	1	Jordan Love -> Matthew Golden		45	3-11-GB 12	TD	1	Bijan Robinson run	55		1-10-ATL 40	TD
		3	Jordan Love -> Christian Watson		22	1-10- 50	Downs	2	Michael Penix Jr. -> Drake London		20	1-10-ATL 37	TD
		4	Jordan Love -> Christian Watson		34	3-10-GB 24	TD	3	Bijan Robinson run	31		2-4-ATL 14	TD
		4	Jordan Love -> Matthew Golden		20	3-10-ATL 30	INT	4	Michael Penix Jr. -> Drake London		68	3-2-ATL 16	FG
								4	Michael Penix Jr. -> Drake London		40	2-8-ATL 47	TD
10/04	at Tampa Bay	1	Chris Brooks run	27		2-6-GB 36	TD	2	Jalon Daniels -> Ted Hurst III		21	3-5-GB 49	TD
		3	Jordan Love -> Mark Redman		25	1-10-GB 20	TD	3	Jalon Daniels run	21		3-2-TB 42	TD
		3	Kaleb Johnson run	31		2-5-TB 36	TD						
10/11	Chicago	1	**Jordan Love -> Christian Watson**		**42t**	1-10-CHI 42	TD	4	Case Keenum -> Luther Burden III		23	1-10-GB 31	INT
		3	Jordan Love -> Christian Watson		31	1-10-GB 28	TD	4	Case Keenum -> Rome Odunze		20	1-10-CHI 33	FUM
		3	**Jordan Love -> Christian Watson**		**53t**	3-22-GB 47	TD						
		3	Jordan Love -> Tucker Kraft		46	1-10-GB 38	FG						
		3	Jordan Love -> Matthew Golden		36	1-10-GB 45	TD						
		4	Jordan Love -> Matthew Golden		50	1-10-GB 19	Miss FG						
		4	Kaleb Johnson run	23		2-9-GB 44	Miss FG						
10/18	Dallas	1	Jordan Love -> Christian Watson		27	3-13-GB 27	TD	4	Dak Prescott -> George Pickens		21	2-10-DAL 49	TD
		1	Jordan Love -> Matthew Golden		37	2-10-DAL 46	TD						
		2	Jordan Love -> Christian Watson		28	2-13-GB 29	FG						
		2	Jordan Love -> Matthew Golden		21	3-6-DAL 23	TD						
		4	Jordan Love -> Matthew Golden		21	2-12-GB 49	FG						
10/25	at Detroit	1	Jordan Love -> Matthew Golden		22	2-5-GB 40	Miss FG	1	Jared Goff -> Amon-Ra St. Brown		28	1-10-DET 32	TD
		1	Jordan Love -> Savion Williams		27	4-5-DET 33	Miss FG	1	Jared Goff -> Jameson Williams		24	1-10-GB 40	TD
		1	Jordan Love -> Tucker Kraft		22	4-2-DET 49	TD	1	Jared Goff -> Amon-Ra St. Brown		40	1-10-DET 23	FG
		2	Jordan Love -> Savion Williams		20	3-9-GB 21	Downs	3	Jared Goff -> Jameson Williams		30	1-10-DET 34	TD
		2	Jordan Love -> Christian Watson		28	4-3-DET 41	Downs						
		3	**Jordan Love -> Josh Jacobs**		**25t**	3-6-DET 25	TD						
10/29	Carolina	1	Jordan Love -> Christian Watson		24	3-8-CAR 38	TD	4	**Bryce Young -> Jalen Coker**		**26t**	4-3-GB 26	TD
		2	Jordan Love -> Christian Watson		53	1-10-GB 21	TD						
		2	**Jordan Love -> Matthew Golden**		**24t**	3-13-CAR 24	TD						
11/08	at New England	1	Jordan Love -> Matthew Golden		49	1-10-GB 33	TD	2	Drake Maye -> DeMario Douglas		36	2-8-NE 34	TD
		1	Jordan Love -> Matthew Golden		43	1-10-GB 38	FG	2	**Drake Maye -> Rhamondre Stevenson**		**30t**	3-10-GB 30	TD
		2	Jordan Love -> Matthew Golden		24	1-10-GB 31	TD	2	Drake Maye -> DeMario Douglas		33	1-10-NE 20	INT
		2	Jordan Love -> Christian Watson		43	1-10-NE 45	TD	2	Drake Maye -> Eli Raridon		28	2-1-NE 45	TD
		3	Jordan Love -> Christian Watson		28	1-10-GB 44	TD	3	Drake Maye -> Hunter Henry		21	3-5-GB 43	TD
		3	Jordan Love -> Christian Watson		33	3-2-GB 30	FG	3	**Drake Maye -> Mack Hollins**		**22t**	1-10-GB 22	TD
		3	**Jordan Love -> Christian Watson**		**39t**	1-10-NE 39	TD	4	Drake Maye -> DeMario Douglas		20	1-10-NE 43	Punt
		4	Kaleb Johnson run	34		1-10-GB 37	FG	4	Tommy DeVito -> Efton Chism III		21	2-5-GB 29	TD
								4	Corey Kiner run	20		1-10-NE 20	Game
11/15	Minnesota	2	Jordan Love -> Matthew Golden		20	1-10-GB 16	Punt	1	**Kirk Cousins -> Myles Price**		**38t**	3-23-GB 38	TD
		3	Jordan Love -> Savion Williams		24	3-20-GB 32	TD	2	Kirk Cousins -> Tai Felton		24	3-15-GB 25	TD
		3	**Jordan Love -> J. Michael Sturdivant**		**32t**	1-10-MIN 32	TD	4	**Kirk Cousins -> Gavin Bartholomew**		**20t**	1-10-GB 20	TD
11/25		--	--	--	--	--	--	--	--	--	--	--	--
12/06		--	--	--	--	--	--	--	--	--	--	--	--
12/13		--	--	--	--	--	--	--	--	--	--	--	--
12/20		--	--	--	--	--	--	--	--	--	--	--	--
12/25		--	--	--	--	--	--	--	--	--	--	--	--
01/04		--	--	--	--	--	--	--	--	--	--	--	--
01/10		--	--	--	--	--	--	--	--	--	--	--	--
TOTALS			**47 - 1,524 (32.4), 7 TDS (4 RUNS, 0 TDS, 43 PASSES, 7 TDS)**						**30 - 891 (29.7), 6 TDS (5 RUNS, 0 TDS, 25 PASSES, 6 TDS)**				

BIG PLAYS: RUSH 10+, RECEPTIONS 20+, RETURNS 30+

		RUSHES				RECEPTIONS				RETURNS			
DATE	OPPONENT	GAIN	PLAYER	QTR	RESULT	GAIN	PLAYER	QTR	RESULT	GAIN	PLAYER	QTR	RESULT
09/13	at Minnesota	14	Chris Brooks	1	FG	81t	Christian Watson	1	TD	59	Bo Melton (KR)	1	FG
		12	MarShawn Lloyd	3	Punt	30	Tucker Kraft	2	Punt				
						23	Tucker Kraft	2'	TD				
						32	Christian Watson	2'	TD				
						43	Jonnu Smith	3	FG				
						42	Matthew Golden	4	Downs				
						20	Matthew Golden	4	Downs				
09/20	at N.Y. Jets	12	Kaleb Johnson	1	TD	20	Christian Watson	2	TD	43	Skyy Moore (KR)	2	Punt
		11	Kaleb Johnson	5	FG					63	Skyy Moore (PR)	4	Punt
09/24	Atlanta					45	Matthew Golden	1	TD	32	Skyy Moore (KR)	4	INT
						22	Christian Watson	3	Downs				
						34	Christian Watson	4	TD				
						20	Matthew Golden	4	INT				
10/04	at Tampa Bay	27	Chris Brooks	1	TD	25	Mark Redman	3	TD				
		31	Kaleb Johnson	3	TD								
10/11	Chicago	10	MarShawn Lloyd	1	TD	42t	Christian Watson	1	TD				
		23	Kaleb Johnson	4	Miss FG	31	Christian Watson	3'	TD				
						53t	Christian Watson	3'	TD				
						46	Tucker Kraft	3	FG				
						36	Matthew Golden	3	TD				
						50	Matthew Golden	4	Miss FG				
10/18	Dallas	13	Jordan Love	2	FG	27	Christian Watson	1'	TD				
						37	Matthew Golden	1'	TD				
						28	Christian Watson	2	FG				
						21	Matthew Golden	2	TD				
						21	Matthew Golden	4	FG				
10/25	at Detroit	10	Josh Jacobs	4	FG	22	Matthew Golden	1'	Miss FG				
						27	Savion Williams	1'	Miss FG				
						22	Tucker Kraft	1	TD				
						20	Savion Williams	2'	Downs				
						28	Christian Watson	2'	Downs				
						25t	Josh Jacobs	3	TD				
10/29	Carolina	18	Savion Williams	2	TD	24	Christian Watson	1	TD	31	Coleman Owen (KR)	3	INT
						53	Christian Watson	2	TD				
						24t	Matthew Golden	2	TD				
11/08	at New England	13t	Jordan Love	1	TD	49	Matthew Golden	1	TD	36	Xavier McKinney (INT)	1	INT
		13	Savion Williams	2	Punt	43	Matthew Golden	1	FG	48	Bo Melton (KR)	2	Downs
		10	Kaleb Johnson	3	TD	24	Matthew Golden	2'	TD				
		34	Kaleb Johnson	4	FG	43	Christian Watson	2'	TD				
						28	Christian Watson	3	TD				
						33	Christian Watson	3	FG				
						39t	Christian Watson	3	TD				
11/15	Minnesota	11	MarShawn Lloyd	1	INT	20	Matthew Golden	2	Punt				
						24	Savion Williams	3'	TD				
						32t	J. Michael Sturdivant	3	TD				
11/25	at L.A. Rams	--	--	--	--	--	--	--	--	--	--	--	--
12/06	at New Orleans	--	--	--	--	--	--	--	--	--	--	--	--
12/13	Buffalo	--	--	--	--	--	--	--	--	--	--	--	--
12/20	Miami	--	--	--	--	--	--	--	--	--	--	--	--
12/25	at Chicago	--	--	--	--	--	--	--	--	--	--	--	--
01/04	Houston	--	--	--	--	--	--	--	--	--	--	--	--
01/10	Detroit	--	--	--	--	--	--	--	--	--	--	--	--

' - result within the same drive

BIG-YARDAGE GAMES

2026 REGULAR SEASON BIG-YARDAGE GAMES

100-YARD PASS RECEIVERS

DATE	OPPONENT	PLAYER	REC.	YDS.	AVG.	LG	TD
9/13	at Minnesota	Christian Watson	6	147	24.5	81t	2
9/24	vs. Atlanta	Matthew Golden	5	100	20.0	45	1
10/11	vs. Chicago	Matthew Golden	6	123	20.5	50	0
10/11	vs. Chicago	Christian Watson	6	143	23.8	53t	2
10/18	vs. Dallas	Matthew Golden	6	104	17.3	37	1
10/29	vs. Carolina	Christian Watson	8	113	14.1	53	0
11/8	at New England	Matthew Golden	10	164	16.4	49	1
11/8	at New England	Christian Watson	7	171	24.4	43	1

300-YARD PASSERS

DATE	OPPONENT	PLAYER	ATT.	YDS.	COMP.	LG	TD
9/13	at Minnesota	Jordan Love	42	387	21	81t	2
9/24	vs. Atlanta	Jordan Love	53	312	28	45	2
10/11	vs. Chicago	Jordan Love	31	367	25	53t	2
11/8	at New England	Jordan Love	29	372	23	49	3

2026 OPPONENTS BIG-YARDAGE GAMES

100-YARD PASS RECEIVERS

DATE	OPPONENT	PLAYER	REC.	YDS.	AVG.	LG	TD
9/24	vs. Atlanta	Drake London	9	194	21.6	68	0
10/25	at Detroit	Amon-Ra St. Brown	9	153	17.0	40	0
11/8	at New England	DeMario Douglas	5	102	20.4	36	0

100-YARD RUSHERS

DATE	OPPONENT	PLAYER	ATT.	YDS.	AVG.	LG	TD
9/24	vs. Atlanta	Bijan Robinson	29	194	6.7	55	2
10/25	at Detroit	Jahmyr Gibbs	29	116	4.0	15	0

300-YARD PASSERS

DATE	OPPONENT	PLAYER	ATT.	YDS.	COMP.	LG	TD
10/25	at Detroit	Jared Goff	32	303	22	40	2

COMPLETIONS BY DISTANCE

2026 REGULAR SEASON

DATE	OPPONENT	QUARTERBACK	LOSS	0-9	10-19	20-29	30-39	40-49	50+
09/13	at Minnesota	Love	--	9 (1)	5	2	2	2	1 (1)
09/20	at N.Y. Jets	Love	1	8 (2)	5	1	1	--	--
09/24	Atlanta	Love	1	14 (1)	8 (1)	3	1	1	--
10/04	at Tampa Bay	Love	1	12 (2)	9	1	--	--	--
10/11	Chicago	Love	2	13	4	--	2	2 (1)	2 (1)
10/18	Dallas	Love	--	13 (1)	5	5	--	--	--
10/25	at Detroit	Love	--	19	2 (1)	6 (1)	--	--	--
10/29	Carolina	Love	1	20 (1)	6 (1)	2 (1)	--	--	1
11/08	at New England	Love	1	11 (1)	4 (1)	2	2 (1)	3	--
11/15	Minnesota	Love	--	7	9	2	1 (1)	--	--
		Taylor	--	1	--	--	--	--	--
11/25	at L.A. Rams	--	--	--	--	--	--	--	--
12/06	at New Orleans	--	--	--	--	--	--	--	--
12/13	Buffalo	--	--	--	--	--	--	--	--
12/20	Miami	--	--	--	--	--	--	--	--
12/25	at Chicago	--	--	--	--	--	--	--	--
01/04	Houston	--	--	--	--	--	--	--	--
01/10	Detroit	--	--	--	--	--	--	--	--
PLAYER TOTALS		Love	7	126 (9)	57 (4)	24 (2)	9 (2)	8 (1)	4 (2)
		Taylor	--	1	--	--	--	--	--
		TEAM TOTALS	**7**	**127 (9)**	**57 (4)**	**24 (2)**	**9 (2)**	**8 (1)**	**4 (2)**

WEEKLY INDIVIDUAL STATISTICAL LEADERS

2026 REGULAR SEASON GREEN BAY PACKERS WEEK-BY-WEEK LEADERS (THROUGH WEEK 10)

		SCORING		PASSING YARDS		CARRIES		RUSHING YARDS		RECEPTIONS		RECEIVING YARDS		TACKLES		SOLO TACKLES		SACKS	
DATE	OPPONENT	PLAYER	NO.	PLAYER	NO.	PLAYER	NO.	PLAYER	NO.	PLAYER	NO.	PLAYER	NO.	PLAYER	NO.	PLAYER	NO.	PLAYER	NO.
09/13	at Vikings	C. Watson	12	J. Love	387	M. Lloyd	13	M. Lloyd	37	M. Golden C. Watson	6	C. Watson	147	E. Cooper E. Williams	7	E. Cooper E. Williams	6	E. Cooper L. Van Ness	1.0
09/20	at Jets	C. Watson	6	J. Love	145	K. Johnson	8	K. Johnson	32	C. Watson M. Golden	4	M. Golden	58	L. Van Ness	9	E. Williams	7	L. Van Ness	1.5
09/24	Falcons	C. Watson M. Golden	6	J. Love	312	K. Johnson M. Lloyd	4	M. Lloyd	11	C. Watson	7	M. Golden	100	E. Williams Z. Franklin	10	E. Williams B. Cisse X. McKinney	4	--	
10/04	at Buccaneers	T. Kraft M. Golden	6	J. Love	197	K. Johnson	8	K. Johnson	42	T. Kraft	6	C. Watson	47	E. Cooper	9	B. Cisse	5	E. Cooper E. Williams X. McKinney	1.0
10/11	Bears	M. Lloyd C. Watson	12	J. Love	367	M. Lloyd	10	M. Lloyd	31	M. Golden C. Watson	6	C. Watson	143	E. Williams	11	E. Williams	7	D. Wyatt	2.0
10/18	Cowboys	T. Smack	11	J. Love	276	P. Strong Jr.	11	P. Strong Jr.	28	M. Golden	6	M. Golden	104	K. Nixon	8	K. Nixon	8	L. Van Ness	1.0
10/25	at Lions	T. Kraft J. Jacobs	6	J. Love	274	J. Jacobs	11	J. Jacobs	36	M. Golden	6	C. Watson	57	I. McDuffie	11	I. McDuffie B. Cisse	5	A. Campbell	1.0
10/29	Panthers	J. Jacobs	12	J. Love	288	J. Jacobs	21	J. Jacobs	39	C. Watson	8	C. Watson	113	E. Williams I. McDuffie	10	E. Williams	7	T. Hopper L. Van Ness B. Sorrell D. Dennis-Sutton B. Cox Jr. D. Wyatt	1.0
11/08	at Patriots	T. Smack	13	J. Love	372	K. Johnson	14	K. Johnson	68	M. Golden	10	C. Watson	171	I. McDuffie	9	I. McDuffie N. Niemann E. Williams	4	K. Brooks	2.0
11/15	Vikings	J. Sturdivant	6	J. Love	220	K. Johnson	10	K. Johnson	42	M. Golden	5	M. Golden	70	I. McDuffie	10	C. Valentine	5	L. Van Ness	1.5
11/25	at Rams	--		--		--		--		--		--		--		--		--	
12/06	at Saints	--		--		--		--		--		--		--		--		--	
12/13	Bills	--		--		--		--		--		--		--		--		--	
12/20	Dolphins	--		--		--		--		--		--		--		--		--	
12/25	at Bears	--		--		--		--		--		--		--		--		--	
01/04	Texans	--		--		--		--		--		--		--		--		--	
01/10	Lions	--		--		--		--		--		--		--		--		--	
MOST TIMES LED (INCLUDING TIES)		**C. WATSON**	**4**	**J. LOVE**	**10**	**K. JOHNSON**	**5**	**K. JOHNSON**	**4**	**M. GOLDEN**	**7**	**C. WATSON**	**6**	**E. WILLIAMS I. MCDUFFIE**	**4**	**E. WILLIAMS**	**6**	**L. VAN NESS**	**5**

OPPONENTS

		SCORING		PASSING YARDS		CARRIES		RUSHING YARDS		RECEPTIONS		RECEIVING YARDS		TACKLES		SOLO TACKLES		SACKS	
DATE	OPPONENT	PLAYER	NO.	PLAYER	NO.	PLAYER	NO.	PLAYER	NO.	PLAYER	NO.	PLAYER	NO.	PLAYER	NO.	PLAYER	NO.	PLAYER	NO.
09/13	at Vikings	J. Jefferson	12	C. Wentz	133	J. Mason	15	J. Mason	59	J. Jefferson	8	J. Jefferson	92	B. Murphy Jr.	8	B. Murphy Jr.	7	A. Van Ginkel	1.5
09/20	at Jets	B. Allen	6	G. Smith	247	B. Hall	16	B. Hall	29	I. Williams A. Mitchell	6	B. Hall A. Mitchell	63	D. Belton J. Sherwood	6	D. Belton A. Cisco	4	J. Briggs D. Bailey K. Enagbare	1.0
09/24	Falcons	B. Robinson	12	M. Penix Jr.	256	B. Robinson	29	B. Robinson	194	D. London	9	D. London	194	C. Henderson	8	C. Henderson	8	C. Thomas	1.0
10/04	at Buccaneers	S. Tucker K. Gainwell	6	J. Daniels	148	B. Irving	16	B. Irving	61	C. Godwin Jr.	6	C. Otton	37	J. Trotter	9	J. Trotter	7	--	
10/11	Bears	D. Swift	6	C. Keenum	108	D. Swift	9	D. Swift	43	R. Johnson	5	L. Burden III	47	D. Bush	8	D. Thieneman	5	A. Booker	2.0
10/18	Cowboys	J. Williams R. Flournoy	6	D. Prescott	258	J. Williams	11	J. Williams	41	C. Lamb	9	G. Pickens	73	C. Downs	12	C. Downs	6	Q. Williams K. Clark E. Garcia	1.0
10/25	at Lions	J. Williams	12	J. Goff	303	J. Gibbs	29	J. Gibbs	116	A. St. Brown	9	A. St. Brown	153	J. Campbell	11	J. Campbell	8	A. Hutchinson	1.0
10/29	Panthers	R. Fitzgerald	7	B. Young	209	C. Hubbard	22	C. Hubbard	81	C. Hubbard	7	T. McMillan	58	M. Wilson	8	M. Wilson	6	--	
11/08	at Patriots	C. Kiner R. Stevenson E. Chism III M. Hollins	6	D. Maye	299	C. Kiner	8	C. Kiner	55	E. Chism III D. Douglas	5	D. Douglas	102	C. Gonzalez	10	C. Gonzalez	9	E. Ponder	1.5
11/15	Vikings	W. Reichard	12	K. Cousins	207	J. Mason	16	J. Mason	59	J. Jefferson	9	J. Jefferson	74	E. Wilson	7	E. Wilson	6	L. Rodriguez	2.0
11/25	at Rams	--		--		--		--		--		--		--		--		--	
12/06	at Saints	--		--		--		--		--		--		--		--		--	
12/13	Bills	--		--		--		--		--		--		--		--		--	
12/20	Dolphins	--		--		--		--		--		--		--		--		--	
12/25	at Bears	--		--		--		--		--		--		--		--		--	
01/04	Texans	--		--		--		--		--		--		--		--		--	
01/10	Lions	--		--		--		--		--		--		--		--		--	

TURNOVER CHART

2026 REGULAR SEASON - DEFENSIVE TAKEAWAYS

DATE	OPPONENT	TAKEAWAY	QTR.	SCORE	YD-LINE	RESULT
09/13	at Minnesota	K. Nixon INT (K. Murray)	1	0-0	GB-36	FG
09/20	at N.Y. Jets	None				
09/24	Atlanta	X. McKinney INT (M. Penix Jr.)	1	0-0	GB-40	Punt
10/04	at Tampa Bay	E. Williams INT (J. Daniels) E. Cooper INT (J. Daniels) K. Nixon INT (J. Daniels)	1 2 4	0-0 7-7 17-14	GB-32 GB-38 GB-43	TD FG EOG
10/11	Chicago	X. McKinney INT (T. Bagent) X. McKinney INT (T. Bagent) T. Hopper INT (C. Keenum) E. Williams FR (Z. Franklin FF) D. Dennis-Sutton FR (D. Wyatt FF)	1 3 4 4 4	7-0 23-7 31-7 31-7 31-7	CHI-45 GB-42 GB-(-1) GB-43 GB-41	TD TD Missed FG Missed FG Punt
10/18	Dallas	E. Williams INT (D. Prescott) B. Cisse INT (D. Prescott)	2 2	7-0 10-0	GB-3 GB-18	FG TD
10/25	at Detroit	B. Cox Jr. FR (I. McDuffie FF) I. McDuffie FR (J. Goff fumble)	2 3	7-10 7-10	GB-8 DET-42	End of Half TD
10/29	Carolina	T. Hopper INT (B. Young) B. Cox Jr. FR (J. Bullard FF)	2 4	13-10 27-19	CAR-44 CAR-25	TD EOG
11/08	at New England	X. McKinney INT (D. Maye) E. Williams INT (D. Maye) X. McKinney INT (D. Maye) I. McDuffie FR (I. McDuffie FF)	1 2 2 3	0-0 17-0 17-7 34-14	50 GB-23 GB-29 NE-39	TD Punt TD TD
11/15	Minnesota	X. McKinney INT (K. Cousins)	2	0-17	GB-16	Punt
11/25		--	--	--	--	--
12/06		--	--	--	--	--
12/13		--	--	--	--	--
12/20		--	--	--	--	--
12/25		--	--	--	--	--
01/04		--	--	--	--	--
01/10		--	--	--	--	--

2026 REGULAR SEASON - OFFENSIVE GIVEAWAYS

DATE	OPPONENT	TAKEAWAY	QTR.	SCORE	YD-LINE	RESULT
09/13	at Minnesota	J. Love fumble (A. Van Ginkel FF; A. Van Ginkel FR) J. Love INT (J. Pierre)	4 4	16-25 16-31	GB-8 GB-42	TD TD
09/20	at N.Y. Jets	M. Lloyd fumble (K. Enagbare FF; H. Phillips FR)	4	6-6	GB-18	FG
09/24	Atlanta	J. Love INT (X. Watts)	4	14-34	ATL-3	EOG
10/04	at Tampa Bay	K. Johnson fumble (A. Robinson FF; Z. McCollum FR) J. Love INT (J. Parrish)	4 4	17-14 17-14	TB-4 TB-7	Punt Downs
10/11	Chicago	None				
10/18	Dallas	J. Love INT (D. Winters)	1	7-0	GB-42	INT
10/25	at Detroit	J. Love INT (B. Branch)	4	14-17	DET-43	Punt
10/29	Carolina	C. Watson fumble (N. Scott FF; B. Okereke FR) J. Love INT (Z. Wheatley)	2 4	6-10 27-13	CAR-37 CAR-2	Punt Punt
11/08	at New England	None				
11/15	Minnesota	M. Redman fumble (A. Van Ginkel FF; A. Van Ginkel FR) J. Love INT (H. Smith: touchback) J. Love fumble (D. Turner FR) J. Love fumble (D. Turner FR)	1 2 3 3	0-0 0-10 0-17	GB-10 End Zone GB-27 GB-27	FG Punt FG FG
11/25		--	--	--	--	--
12/06		--	--	--	--	--
12/13		--	--	--	--	--
12/20		--	--	--	--	--
12/25		--	--	--	--	--
01/04		--	--	--	--	--
01/10		--	--	--	--	--

2026 REGULAR SEASON - SPECIAL TEAMS/MISC GIVEAWAYS

DATE	OPPONENT	TAKEAWAY	QTR.	SCORE	YD-LINE	RESULT
10/29	Carolina	C. Owen fumble (J. Kuwatch FF; N. Hampton FR)	1	0-0	GB-29	FG
11/15	Minnesota	J. Sturdivant fumble (J. Thomas FF; J. Golday FR)	4	10-27	GB-35	FG

2026 REGULAR SEASON - TURNOVERS

Offense:	14 Giveaways 24 Points (2 TD, 4 FG)	**Ratio** +5 (21 takes, 16 gives)
Defense:	21 Takeaways 65 Points (9 TD, 3 FG)	
Special Teams:	2 Giveaways 6 Points (0 TD, 2 FG)	**Points Off Turnovers Ratio** +35 (65 scored, 30 allowed)
	0 Takeaways 0 Points (0 TD, 0 FG)	

TAKEAWAY/GIVEAWAY CHART

DATE	OPPONENT	GB +/- RATIO	GB TAKES	POINTS OFF TAKES	GB GIVES	POINTS OFF GIVES	POINTS OFF TO RATIO
09/13	at Minnesota	-1	1 (0 FUM, 1 INT)	3	2 (1 FUM, 1 INT)	13	-10
09/20	at N.Y. Jets	-1	0 (0 FUM, 0 INT)	0	1 (1 FUM, 0 INT)	3	-3
09/24	Atlanta	0	1 (0 FUM, 1 INT)	0	1 (0 FUM, 1 INT)	0	0
10/04	at Tampa Bay	+1	3 (0 FUM, 3 INT)	10	2 (1 FUM, 1 INT)	0	+10
10/11	Chicago	+5	5 (2 FUM, 3 INT)	15	0 (0 FUM, 0 INT)	0	+15
10/18	Dallas	+1	2 (0 FUM, 2 INT)	10	1 (0 FUM, 1 INT)	0	+10
10/25	at Detroit	+1	2 (2 FUM, 0 INT)	7	1 (0 FUM, 1 INT)	0	+7
10/29	Carolina	-1	2 (1 FUM, 1 INT)	7	3 (2 FUM, 1 INT)	3	+4
11/08	at New England	+4	4 (1 FUM, 3 INT)	22	0 (0 FUM, 0 INT)	0	+22
11/15	Minnesota	-4	1 (0 FUM, 1 INT)	0	5 (4 FUM, 1 INT)	12	-12
11/25		--	--	--	--	--	--
12/06		--	--	--	--	--	--
12/13		--	--	--	--	--	--
12/20		--	--	--	--	--	--
12/25		--	--	--	--	--	--
01/04		--	--	--	--	--	--
01/10		--	--	--	--	--	--
TOTALS		**+5**	**21 (6 FUM, 15 INT)**	**74**	**16 (9 FUM, 7 INT)**	**31**	**+43**

TEAM HIGHS AND LOWS

2026 REGULAR SEASON GREEN BAY PACKERS OFFENSIVE HIGHS AND LOWS (THROUGH WEEK 10)

HIGH	DATE	OPPONENT	CATEGORY	OPPONENT	DATE	LOW
45	11/8	at New England	**Points**	vs. Minnesota	11/15	10
18	11/8	at New England	**Points in a Quarter**	at Minnesota	9/13	0
				at N.Y. Jets	9/20	
				vs. Atlanta	9/24	
				at Tampa Bay	10/4	
				at Detroit	10/25	
				vs. Carolina	10/29	
				...1 more at 0.		
24	11/8	at New England	**Points in a Half**	vs. Minnesota	11/15	0
5	11/8	at New England	**Total Touchdowns**	vs. Minnesota	11/15	1
70	10/18	vs. Dallas	**Total Plays**	at N.Y. Jets	9/20	50
478	11/8	at New England	**Total Net Yards**	at N.Y. Jets	9/20	199
22	11/8	at New England	**Total First Downs**	at Tampa Bay	10/4	15
7	10/11	vs. Chicago	**First Downs Rushing**	vs. Atlanta	9/24	1
16	9/13	at Minnesota	**First Downs Passing**	at N.Y. Jets	9/20	8
4	9/20	at N.Y. Jets	**First-Down Penalties**	at Minnesota	9/13	0
				vs. Chicago	10/11	
61.1%	10/18	vs. Dallas	**Third-Down Efficiency**	at N.Y. Jets	9/20	11.1%
7.5	11/8	at New England	**Average Yards Per Play**	at N.Y. Jets	9/20	4.0
129	11/8	at New England	**Total Net Yards Rushing**	vs. Atlanta	9/24	17
32	11/8	at New England	**Rushing Attempts**	vs. Atlanta	9/24	9
4.0	11/8	at New England	**Rushing Average Yards**	vs. Atlanta	9/24	1.9
2	10/11	vs. Chicago	**Rushing Touchdowns**	at Minnesota	9/13	0
				at N.Y. Jets	9/20	
				vs. Atlanta	9/24	
				at Tampa Bay	10/4	
				at Detroit	10/25	
				vs. Minnesota	11/15	
358	10/11	vs. Chicago	**Total Net Yards Passing**	at N.Y. Jets	9/20	136
53	9/24	vs. Atlanta	**Passing Attempts**	at N.Y. Jets	9/20	29
				at New England	11/8	
				vs. Minnesota	11/15	
30	10/29	vs. Carolina	**Passing Completions**	at N.Y. Jets	9/20	16
3	10/29	vs. Carolina	**Passing Touchdowns**	vs. Dallas	10/18	1
				vs. Minnesota	11/15	
10.9	11/8	at New England	**Passing Yards Average**	at N.Y. Jets	9/20	4.3
1	9/13	at Minnesota	**Passes Thrown for Interception**	at N.Y. Jets	9/20	0
				vs. Chicago	10/11	
				at New England	11/8	
8	11/15	vs. Minnesota	**Times Sacked**	at Tampa Bay	10/4	0
				vs. Carolina	10/29	
8	11/15	vs. Minnesota	**QB Sacks**	at Tampa Bay	10/4	0
				vs. Carolina	10/29	
59	11/15	vs. Minnesota	**Sack Yards Lost**	at Tampa Bay	10/4	0
				vs. Carolina	10/29	
6	9/20	at N.Y. Jets	**Total Punts**	at Detroit	10/25	2
324	9/20	at N.Y. Jets	**Total Punt Yards**	at Detroit	10/25	100
55.3	10/11	vs. Chicago	**Punt Gross Average Yards**	at Minnesota	9/13	38.7
50.3	9/20	at N.Y. Jets	**Punt Net Average Yards**	at Minnesota	9/13	34.3
4	9/20	at N.Y. Jets	**Punt Returns**	vs. Atlanta	9/24	0
				at Detroit	10/25	
92	9/20	at N.Y. Jets	**Punt Return Yards**	vs. Atlanta	9/24	0
				at Detroit	10/25	
23.0	9/20	at N.Y. Jets	**Punt Return Yards Average**	vs. Atlanta	9/24	0.0
				at Detroit	10/25	
7	9/24	vs. Atlanta	**Kickoff Returns**	at Tampa Bay	10/4	2
				vs. Chicago	10/11	
				vs. Dallas	10/18	
				at Detroit	10/25	
180	9/24	vs. Atlanta	**Kickoff Return Yards**	vs. Chicago	10/11	48
				at Detroit	10/25	
14	9/20	at N.Y. Jets	**Total Penalties**	at New England	11/8	3
133	9/20	at N.Y. Jets	**Penalty Yards**	at New England	11/8	14
5	9/20	at N.Y. Jets	**Total Fumbles**	vs. Dallas	10/18	0
				at Detroit	10/25	
3	11/15	vs. Minnesota	**Fumbles Lost**	vs. Atlanta	9/24	0
				vs. Chicago	10/11	
				vs. Dallas	10/18	
				at Detroit	10/25	
				at New England	11/8	
35:01	11/8	at New England	**Time of Possession**	vs. Atlanta	9/24	22:55
4	11/15	vs. Minnesota	**Turnovers**	vs. Chicago	10/11	0
				at New England	11/8	
78,674	9/20	at N.Y. Jets	**Attendance**	at Tampa Bay	10/4	61,467

TEAM HIGHS AND LOWS

2026 REGULAR SEASON GREEN BAY PACKERS DEFENSIVE HIGHS AND LOWS (THROUGH WEEK 10)

HIGH	DATE	OPPONENT	CATEGORY	OPPONENT	DATE	LOW
39	9/13	at Minnesota	**Points**	vs. Chicago	10/11	7
22	9/13	at Minnesota	**Points in a Quarter**	at N.Y. Jets	9/20	0
				at Tampa Bay	10/4	
				vs. Chicago	10/11	
				vs. Dallas	10/18	
				at New England	11/8	
29	9/13	at Minnesota	**Points in a Half**	vs. Chicago	10/11	0
				vs. Dallas	10/18	
5	9/13	at Minnesota	**Total Touchdowns**	vs. Chicago	10/11	1
72	9/20	at N.Y. Jets	**Total Plays**	at Minnesota	9/13	61
				at Tampa Bay	10/4	
				at New England	11/8	
498	9/24	vs. Atlanta	**Total Net Yards**	at Minnesota	9/13	239
26	10/25	at Detroit	**Total First Downs**	vs. Carolina	10/29	14
15	9/24	vs. Atlanta	**First Downs Rushing**	vs. Dallas	10/18	4
				vs. Carolina	10/29	
16	10/18	vs. Dallas	**First Downs Passing**	at Minnesota	9/13	8
				vs. Atlanta	9/24	
5	9/13	at Minnesota	**First-Down Penalties**	vs. Carolina	10/29	0
60.0%	9/24	vs. Atlanta	**Third-Down Efficiency**	vs. Carolina	10/29	27.8%
7.5	9/24	vs. Atlanta	**Average Yards Per Play**	vs. Chicago	10/11	3.6
242	9/24	vs. Atlanta	**Total Net Yards Rushing**	vs. Dallas	10/18	48
41	9/24	vs. Atlanta	**Rushing Attempts**	vs. Dallas	10/18	15
5.9	9/24	vs. Atlanta	**Rushing Average Yards**	at N.Y. Jets	9/20	2.5
3	9/24	vs. Atlanta	**Rushing Touchdowns**	at Detroit	10/25	0
296	10/25	at Detroit	**Total Net Yards Passing**	at Minnesota	9/13	132
54	10/18	vs. Dallas	**Passing Attempts**	at Minnesota	9/13	24
34	10/18	vs. Dallas	**Passing Completions**	at Minnesota	9/13	15
3	9/13	at Minnesota	**Passing Touchdowns**	vs. Chicago	10/11	0
10.2	9/24	vs. Atlanta	**Passing Yards Average**	vs. Carolina	10/29	3.7
3	10/11	vs. Chicago	**Passes Thrown for Interception**	at N.Y. Jets	9/20	0
				at Detroit	10/25	
6	10/29	vs. Carolina	**Times Sacked**	vs. Atlanta	9/24	0
6	10/29	vs. Carolina	**QB Sacks**	vs. Atlanta	9/24	0
33	10/29	vs. Carolina	**Sack Yards Lost**	vs. Atlanta	9/24	0
7	9/20	at N.Y. Jets	**Total Punts**	vs. Atlanta	9/24	2
				at Detroit	10/25	
344	9/20	at N.Y. Jets	**Total Punt Yards**	vs. Atlanta	9/24	91
59.0	11/15	vs. Minnesota	**Punt Gross Average Yards**	at Tampa Bay	10/4	40.0
53.0	11/15	vs. Minnesota	**Punt Net Average Yards**	at N.Y. Jets	9/20	33.1
3	9/20	at N.Y. Jets	**Punt Returns**	vs. Minnesota	11/15	0
22	9/24	vs. Atlanta	**Punt Return Yards**	vs. Minnesota	11/15	0
15.0	10/25	at Detroit	**Punt Return Yards Average**	vs. Minnesota	11/15	0.0
9	11/8	at New England	**Kickoff Returns**	at Tampa Bay	10/4	0
224	11/8	at New England	**Kickoff Return Yards**	at Tampa Bay	10/4	0
13	9/20	at N.Y. Jets	**Total Penalties**	at Minnesota	9/13	3
				vs. Chicago	10/11	
156	9/20	at N.Y. Jets	**Penalty Yards**	at Minnesota	9/13	15
3	9/20	at N.Y. Jets	**Total Fumbles**	at Minnesota	9/13	0
				vs. Atlanta	9/24	
				vs. Minnesota	11/15	
2	10/11	vs. Chicago	**Fumbles Lost**	at Minnesota	9/13	0
				at N.Y. Jets	9/20	
				vs. Atlanta	9/24	
				at Tampa Bay	10/4	
				vs. Dallas	10/18	
				vs. Minnesota	11/15	
37:40	9/20	at N.Y. Jets	**Time of Possession**	at New England	11/8	24:59
5	10/11	vs. Chicago	**Turnovers**	at N.Y. Jets	9/20	0
78,674	9/20	at N.Y. Jets	**Attendance**	at Tampa Bay	10/4	61,467

INDIVIDUAL SINGLE-GAME HIGHS

2026 REGULAR SEASON PACKERS INDIVIDUAL SINGLE-GAME HIGHS

Touchdowns	2	Josh Jacobs	vs. Panthers	10/29	2	Jameson Williams	at Lions	10/25
		MarShawn Lloyd	vs. Bears	10/11		Bijan Robinson	vs. Falcons	09/24
		Christian Watson	vs. Bears	10/11		Justin Jefferson	at Vikings	09/13
		Christian Watson	at Vikings	09/13				
Passes Attempted	53	Jordan Love	vs. Falcons	09/24	54	Dak Prescott	vs. Cowboys	10/18
Passes Completed	30	Jordan Love	vs. Panthers	10/29	34	Dak Prescott	vs. Cowboys	10/18
Completion Percentage	80.6	Jordan Love	vs. Bears	10/11	72.0	Michael Penix Jr.	vs. Falcons	09/24
Passing Yards	387	Jordan Love	at Vikings	09/13	303	Jared Goff	at Lions	10/25
Yards Per Attempt	12.8	Jordan Love	at Patriots	11/08	10.2	Michael Penix Jr.	vs. Falcons	09/24
Touchdown Passes	3	Jordan Love	at Patriots	11/08	3	Drake Maye	at Patriots	11/08
		Jordan Love	vs. Panthers	10/29		Carson Wentz	at Vikings	09/13
Passer Rating	153.2	Jordan Love	at Patriots	11/08	123.5	Carson Wentz	at Vikings	09/13
Pass Receptions	10	Matthew Golden	at Patriots	11/08	9	Justin Jefferson	vs. Vikings	11/15
						Amon-Ra St. Brown	at Lions	10/25
						CeeDee Lamb	vs. Cowboys	10/18
						Drake London	vs. Falcons	09/24
Receiving Yards	171	Christian Watson	at Patriots	11/08	194	Drake London	vs. Falcons	09/24
Touchdown Receptions	2	Christian Watson	vs. Bears	10/11	2	Jameson Williams	at Lions	10/25
		Christian Watson	at Vikings	09/13		Justin Jefferson	at Vikings	09/13
Rushing Yards	68	Kaleb Johnson	at Patriots	11/08	194	Bijan Robinson	vs. Falcons	09/24
Rushing Attempts	21	Josh Jacobs	vs. Panthers	10/29	29	Jahmyr Gibbs	at Lions	10/25
						Bijan Robinson	vs. Falcons	09/24
Rushing Average	5.3	Kaleb Johnson	at Buccaneers	10/04	6.9	Corey Kiner	at Patriots	11/08
						Jalon Daniels	at Buccaneers	10/04
Rushing Touchdowns	2	MarShawn Lloyd	vs. Bears	10/11	2	Bijan Robinson	vs. Falcons	09/24
Yards From Scrimmage	171	Christian Watson	at Patriots	11/08	213	Bijan Robinson	vs. Falcons	09/24
Combined Net Yards	214	Skyy Moore	at Jets	09/20	279	Corey Kiner	at Patriots	11/08
Interceptions Made	2	Xavier McKinney	at Patriots	11/08	1	Harrison Smith	vs. Vikings	11/15
		Xavier McKinney	vs. Bears	10/11		Zakee Wheatley	vs. Panthers	10/29
						Brian Branch	at Lions	10/25
						Dee Winters	vs. Cowboys	10/18
						Jacob Parrish	at Buccaneers	10/04
						Xavier Watts	vs. Falcons	09/24
						James Pierre	at Vikings	09/13
Interceptions Thrown	1	Jordan Love	vs. Vikings	11/15	3	Drake Maye	at Patriots	11/08
		Jordan Love	vs. Panthers	10/29				
		Jordan Love	at Lions	10/25				
		Jordan Love	vs. Cowboys	10/18				
		Jordan Love	at Buccaneers	10/04				
		Jordan Love	vs. Falcons	09/24				
		Jordan Love	at Vikings	09/13				
INT Return Yards	38	Xavier McKinney	at Patriots	11/08	28	James Pierre	at Vikings	09/13
Tackles	11	Isaiah McDuffie	at Lions	10/25	12	Caleb Downs	vs. Cowboys	10/18
		Evan Williams	vs. Bears	10/11				
Sacks	2.0	Karl Brooks	at Patriots	11/08	2.0	Levi Drake Rodriguez	vs. Vikings	11/15
		Devonte Wyatt	vs. Bears	10/11		Austin Booker	vs. Bears	10/11
Punts	6	Daniel Whelan	at Jets	09/20	7	Austin McNamara	at Jets	09/20
Punts Inside the 20	4	Daniel Whelan	vs. Falcons	09/24	4	Mitch Wishnowsky	at Patriots	11/08
Punting Average	55.3	Daniel Whelan	vs. Bears	10/11	59.0	Brett Thorson	vs. Vikings	11/15
Punt Returns	4	Skyy Moore	at Jets	09/20	3	Jonathan Mingo	vs. Cowboys	10/18
						Isaiah Williams	at Jets	09/20
Punt Return Yards	92	Skyy Moore	at Jets	09/20	18	Jonathan Mingo	vs. Cowboys	10/18
						Zachariah Branch	vs. Falcons	09/24
Kickoff Returns	5	Skyy Moore	vs. Falcons	09/24	9	Corey Kiner	at Patriots	11/08
Kickoff Return Yards	134	Skyy Moore	vs. Falcons	09/24	224	Corey Kiner	at Patriots	11/08
Field Goals Attempted	3	Trey Smack	at Patriots	11/08	3	Will Reichard	vs. Vikings	11/15
		Trey Smack	at Lions	10/25				
		Trey Smack	vs. Cowboys	10/18				
		Trey Smack	vs. Bears	10/11				
		Trey Smack	at Vikings	09/13				
Field Goals Made	3	Trey Smack	at Patriots	11/08	3	Will Reichard	vs. Vikings	11/15
		Trey Smack	vs. Cowboys	10/18				
		Trey Smack	at Vikings	09/13				

2026 REGULAR SEASON GREEN BAY PACKERS LONGEST PLAYS

Run From Scrimmage	34	Kaleb Johnson	at Patriots	11/08	55	Bijan Robinson	vs. Falcons	09/24
Touchdown Run	13	Jordan Love	at Patriots	11/08	7	Brian Robinson Jr.	vs. Falcons	09/24
Passing Long	81	Jordan Love	at Vikings	09/13	68	Michael Penix Jr.	vs. Falcons	09/24
Touchdown Pass Long	81	Jordan Love	at Vikings	09/13	39	Carson Wentz	at Vikings	09/13
Pass Reception	81	Christian Watson	at Vikings	09/13	68	Drake London	vs. Falcons	09/24
Touchdown Reception	81	Christian Watson	at Vikings	09/13	39	Justin Jefferson	at Vikings	09/13
Interception Return	36	Xavier McKinney	at Patriots	11/08	28	James Pierre	at Vikings	09/13
Longest Own Fumble Return	5	Tucker Kraft	vs. Falcons	09/24	3	Qwan'tez Stiggers	at Jets	09/20
Longest Opponent's Fumble Return	3	Brenton Cox Jr.	vs. Panthers	10/29	7	Andrew Van Ginkel	at Vikings	09/13
Punt Return	63	Skyy Moore	at Jets	09/20	18	Zachariah Branch	vs. Falcons	09/24
Kickoff Return	59	Bo Melton	at Vikings	09/13	68	Myles Price	at Vikings	09/13
Punt	75	Daniel Whelan	vs. Bears	10/11	64	Brett Thorson	vs. Vikings	11/15
Field Goal	59	Trey Smack	at Vikings	09/13	50	Ryan Fitzgerald	vs. Panthers	10/29
Field Goal Attempt	59	Trey Smack	at Vikings	09/13	50	Ryan Fitzgerald	vs. Panthers	10/29

TEAM RECORD WHEN...

PACKERS REGULAR SEASON RECORD WHEN...

CATEGORY	2026 SEASON W-L-T	FROM 1992 W-L-T
PACKERS AT HOME	3-2	207-70-2
PACKERS ON THE ROAD	3-2	142-137-1
PACKERS ON GRASS	4-2	284-125-2
PACKERS ON ARTIFICIAL TURF	2-2	65-82-1
PACKERS IN DOMES	0-2	47-50
PACKERS OUTDOORS	6-2	289-150-2
PACKERS SCORE FIRST	5-2	226-83-3
OPPONENT SCORES FIRST	1-2	121-124
PACKERS LEAD AFTER 1ST QUARTER	4-1	196-56-2
PACKERS TRAIL AFTER 1ST QUARTER	0-1	72-95
PACKERS LEAD AT HALFTIME	5-1	266-52-2
PACKERS TRAIL AT HALFTIME	0-3	64-134-2
SCORE TIED AT HALFTIME	1-0	19-20
PACKERS LEAD AFTER 3RD QUARTER	5-1	293-36-2
PACKERS TRAIL AFTER 3RD QUARTER	1-3	38-163-2
GAME GOES TO OVERTIME	1-0	14-10-3
PACKERS HAVE 100-YARD RUSHER	0-0	94-21-1
PACKERS HAVE 300 NET PASSING YARDS	2-2	89-44-1
PACKERS HAVE 100-YARD RECEIVER	2-2	154-67

CATEGORY	2026 SEASON W-L-T	FROM 1992 W-L-T
ON SUNDAY NIGHT	1-0	39-18-1
ON THURSDAY NIGHT	1-1	17-14
ON MONDAY NIGHT	0-0	31-25
ON SATURDAY	0-0	6-3
KICKOFF AT 12:00 CST	3-1	177-99-2
KICKOFF AT 3:00/3:05/3:15/3:35 CST	1-2	78-46
VS. NFC	4-4	262-151-3
VS. OWN DIVISION OVERALL	1-3	146-80-2
VS. OWN DIVISION AT HOME	1-1	84-28-2
VS. OWN DIVISION ON THE ROAD	0-2	62-52
VS. AFC	2-0	87-56
OPPONENTS HAVE 100-YARD RUSHER	0-2	59-66-1
WITH A 300-YARD PASSER	2-2	90-44-1
VERSUS A 100-YARD RECEIVER	1-2	101-75-3
VERSUS A 300-YARD PASSER	0-1	53-38-3
WITH A 100-YARD RECEIVER	4-2	74-50

THE LAST TIME

BY PACKERS		BY OPPONENT
	PASSING	
* Never Has Happened *	500+ YARDS PASSING	503 yards, Philip Rivers vs. San Diego, 10/18/15
41 att., Jordan Love vs. Carolina, 10/29/26	40+ PASS ATTEMPTS	41 att., Bryce Young vs. Carolina, 10/29/26
53 att., Jordan Love vs. Atlanta, 09/24/26	50+ PASS ATTEMPTS	54 att., Dak Prescott vs. Dallas, 10/18/26
429 yards, Aaron Rodgers vs. Oakland, 10/20/19	400+ YARDS PASSING	463 yards, Dak Prescott @ Dallas, 10/06/19
372 yards, Jordan Love @ New England, 11/08/26	300+ YARDS PASSING	303 yards, Jared Goff @ Detroit, 10/25/26
* Never Has Happened *	SEVEN TOUCHDOWN PASSES	* Never Has Happened *
6 tds, Aaron Rodgers (1, 4, 73, 40, 56, 18) vs. Chicago, 11/09/14	SIX TOUCHDOWN PASSES	6 tds, Tommy Kramer (23, 13, 36, 2, 17, 7) @ Minnesota, 09/28/86
5 tds, Aaron Rodgers: (21, 2, 37, 3, 74) vs. Oakland, 10/20/19	FIVE TOUCHDOWN PASSES	5 tds, Jameis Winston: (3, 1, 10, 8, 55) @ New Orleans, 09/12/21
4 tds, Jordan Love: (22, 2, 51, 1) @ Detroit, 11/27/25	FOUR TOUCHDOWN PASSES	4 tds, Bo Nix: (20, 5, 14, 23) @ Denver, 12/14/25
3 tds, Jordan Love: (5, 10, 39) @ New England, 11/08/26	THREE TOUCHDOWN PASSES	3 tds, Drake Maye: (30, 8, 22) @ New England, 11/08/26
* Never Has Happened *	SEVEN INTERCEPTIONS THROWN	* Never Has Happened *
6, Tom O'Malley vs. Detroit, 09/17/50	SIX INTERCEPTIONS THROWN	6, Don Horn vs. Denver, 09/26/71
5 ints, Brett Favre @ Cincinnati, 10/30/05	FIVE INTERCEPTIONS THROWN	5 ints, Russell Wilson vs. Seattle, 12/11/16
4 ints, Brett Favre vs. Chicago, 12/25/05	FOUR INTERCEPTIONS THROWN	4 ints, Baker Mayfield vs. Cleveland, 12/25/21
3 ints, Jordan Love vs. Minnesota, 09/29/24	THREE INTERCEPTIONS THROWN	3 ints, Drake Maye @ New England, 11/08/26
2 ints, Jordan Love @ Denver, 12/14/25	TWO INTERCEPTIONS THROWN	2 ints, Dak Prescott vs. Dallas, 10/18/26
	RUSHING	
* Never Has Happened *	300+ YARDS RUSHING	* Never Has Happened *
218 yards, Ahman Green vs. Denver, 12/28/03	200+ YARDS RUSHING	216 yards, Derrick Henry vs. Baltimore, 12/27/25
151 yards, Josh Jacobs vs. Indianapolis, 09/15/24	150-199 YARDS RUSHING	194 yards, Bijan Robinson vs. Atlanta, 09/24/26
107 yards, Emanuel Wilson vs. Minnesota, 11/23/25	100+ YARDS RUSHING	116 yards, Jahmyr Gibbs @ Detroit, 10/25/26
107 yards, Emanuel Wilson vs. Minnesota, 11/23/25	100-149 YARDS RUSHING	116 yards, Jahmyr Gibbs @ Detroit, 10/25/26
106 yards/106 yards, DeShawn Wynn/Ryan Grant vs. Detroit, 12/28/08	TWO 100-YARD RUSHERS	157 yards/143 yards, Jalen Hurts/Miles Sanders @ Philadelphia, 11/27/22
82 yards, Emanuel Wilson @ Chicago, 12/20/25	75+ YARDS RUSHING	81 yards, Chuba Hubbard vs. Carolina, 10/29/26
68 yards, Kaleb Johnson @ New England, 11/08/26	50-74 YARDS RUSHING	59 yards, Jordan Mason vs. Minnesota, 11/15/26
* Never Has Happened *	FIVE TOUCHDOWNS RUSHING	* Never Has Happened *
4 tds, Aaron Jones: (18, 3, 5, 1) @ Dallas, 10/06/19	FOUR TOUCHDOWNS RUSHING	4 tds, Derrick Henry: (3, 1, 3, 25) vs. Baltimore, 12/27/25
3 tds, Josh Jacobs: (1, 6, 4) @ Detroit, 12/05/24	THREE TOUCHDOWNS RUSHING	3 tds, David Montgomery: (3, 2, 1) vs. Detroit, 09/28/23
2 tds, MarShawn Lloyd: (7, 4) vs. Chicago, 10/11/26	TWO TOUCHDOWNS RUSHING	2 tds, Bijan Robinson: (3, 2) vs. Atlanta, 09/24/26
Brandon Jackson: (6, 4)/Ryan Grant: (3, 56) vs. Seattle, 12/27/09	TWO PLAYERS WITH TWO TDS RUSHING	Tony Dorsett (9, 33)/Robert Newhouse (14, 3) vs. Dallas, 11/12/78
1 td, Edgar Bennett (3, 1, 13)/Reggie Cobb (9)/ Brett Favre (36) @ Chicago, 10/31/94	THREE PLAYERS WITH ONE TD RUSHING	1 td, Alfred Anderson (8)/Ted Brown (12)/Darrin Nelson (12) vs. Minnesota, 12/07/86
32 att., Josh Jacobs vs. Indianapolis, 09/15/24	30+ RUSHING ATTEMPTS	36 att., Derrick Henry vs. Baltimore, 12/27/25
* Never Has Happened *	40+ RUSHING ATTEMPTS	40 att., Shaun Alexander @ Seattle, 11/27/06
* Never Has Happened *	400+ YARDS RUSHING (TEAM)	* Never Has Happened *
303 yards, Green Bay 37, Baltimore Colts 14 @ Green Bay, 10/18/53	300+ YARDS RUSHING (TEAM)	363 yards, Philadelphia 40, Green Bay 33 @ Philadelphia, 11/27/22
261 yards, Green Bay 16, Indianapolis 10 vs. Indianapolis, 09/15/24	200+ YARDS RUSHING (TEAM)	363 yards, Philadelphia 40, Green Bay 33 @ Philadelphia, 11/27/22
	RECEIVING	
171 yards/164 yards, Christian Watson/Matthew Golden @ New England, 11/08/26	TWO 100-YARD RECEIVERS	143 yards/103 yards, Jaylen Waddle/Tyreek Hill @ Miami, 12/25/22
171 yards/164 yards, Christian Watson/Matthew Golden @ New England, 11/08/26	100+ YARDS RECEIVING	102 yards, DeMario Douglas @ New England, 11/08/26
206 yards, Davante Adams @ Cincinnati, 10/10/21	200+ YARDS RECEIVING	226 yards, Amari Cooper @ Dallas, 10/06/19
* Never Has Happened *	300+ YARDS RECEIVING	* Never Has Happened *
* Never Has Happened *	FIVE TOUCHDOWN RECEPTIONS	* Never Has Happened *
4 tds, Sterling Sharpe (1, 36, 30, 5) @ Dallas, 11/24/94	FOUR TOUCHDOWN RECEPTIONS	* Never Has Happened *
3 tds, Romeo Doubs: (2, 1, 15) @ Dallas, 09/28/25	THREE TOUCHDOWN RECEPTIONS	3 tds, Vincent Jackson: (23, 5, 29) @ San Diego, 11/06/11

THE LAST TIME

2 tds, Christian Watson: (42, 53) vs. Chicago, 10/11/26	TWO TOUCHDOWN RECEPTIONS	2 tds, Jameson Williams: (16, 10) @ Detroit, 10/25/26
Randall Cobb: (22, 3)/Jordy Nelson: (3, 11) @ Chicago, 09/28/14	TWO PLAYERS WITH TWO TD RECEPTIONS	Hassan Jones (36, 17)/Steven Jordan (23, 2) @ Minnesota, 09/28/86
171/164 yards, Christian Watson/Matthew Golden @ New England, 11/08/26	150+ YARDS RECEIVING	153 yards, Amon-Ra St. Brown @ Detroit, 10/25/26
10 , Matthew Golden @ New England, 11/08/26	10 OR MORE RECEPTIONS	10 , Trey McBride @ Arizona, 10/19/25

COMBINED YARDS

111 yards/316 yards, Aaron Jones/Jordan Love vs. Chicago, 01/07/24	100-YARD RUSHER AND 300-YARD PASSER	116 yards/303 yards, Jahmyr Gibbs/Jared Goff @ Detroit, 10/25/26
171/164 yards/372 yards, Christian Watson/Matthew Golden/Jordan Love @ New England, 11/08/26	100-YARD RECEIVER AND 300-YARD PASSER	153 yards/303 yards, Amon-Ra St. Brown/Jared Goff @ Detroit, 10/25/26
111 yards/112 yards, Aaron Jones/Jayden Reed vs. Chicago, 01/07/24	100-YARD RUSHER AND 100-YARD RECEIVER	116 yards/153 yards, Jahmyr Gibbs/Amon-Ra St. Brown @ Detroit, 10/25/26
111 yards/316 yards/112 yards, Aaron Jones/Jordan Love Jayden Reed vs. Chicago, 01/07/24	100-YARD RUSHER, 300-YARD PASSER, 100-YARD RECEIVER	116 yards/303 yards/153 yards, Jahmyr Gibbs/Jared Goff Amon-Ra St. Brown @ Detroit, 10/25/26
132 yards/178/128 yards, James Starks/James Jones/Randall Cobb vs. Washington, 09/15/13	100-YARD RUSHER/TWO 100-YARD RECEIVERS	137 yards/116/102 yards, Rob Kelley/Pierre Garcon/Jamison Crowder @ Washington, 11/20/16
171/164 yards/372 yards, Christian Watson/Matthew Golden/Jordan Love @ New England, 11/08/26	TWO 100-YARD RECEIVERS/300-YARD PASSER	143/103 yards/310 yards, Jaylen Waddle/Tyreek Hill/Tua Tagovailoa @ Miami, 12/25/22

DEFENSE

35 yards, Jaire Alexander: (:58) (Shotgun) 8-W.Levis pass short right intended for 10-D.Hopkins INTERCEPTED by 23-J.Alexander at TEN 35. 23-J.Alexander for 35 yards, TOUCHDOWN. @ Tennessee, 09/22/24	INTERCEPTED PASS RETURNED FOR A TOUCHDOWN	27 yards, Kerby Joseph: (:42) (No Huddle, Shotgun) 10-J.Love pass short right intended for 8-J.Jacobs INTERCEPTED by 31-K.Joseph [34-A.Anzalone] at GB 27. 31-K.Joseph for 27 yards, TOUCHDOWN. vs. Detroit, 11/03/24
27 yards, Jonathan Owens: (2:23) (Shotgun) 16-J.Goff sacked at DET 19 for -4 yards (52-R.Gary). FUMBLES (52-R.Gary) [52-R.Gary], RECOVERED by GB-34-J.Owens at DET 27. 34-J.Owens for 27 yards, TOUCHDOWN. The Replay Official reviewed the fumble ruling, and the play was Upheld. The ruling on the field stands. @ Detroit, 11/23/23	FUMBLE RETURNED FOR A TOUCHDOWN	15 yards, Desmond Trufant: (14:17) (Shotgun) 12-A.Rodgers sacked at GB 21 for -9 yards (44-V.Beasley). FUMBLES (44-V.Beasley) [44-V.Beasley], RECOVERED by ATL-21-D.Trufant at GB 15. 21-D.Trufant for 15 yards, TOUCHDOWN. The Replay Official reviewed the backward pass ruling, and the play was Upheld. The ruling on the field stands. @ Atlanta, 09/17/17
Josiah Deguara: (:15) (Punt formation) 6-J.Gillan left end ran ob in End Zone for -3 yards, SAFETY (81-J.Deguara). Penalty on NYG-27-J.Pinnock, Offensive Holding, declined. vs. N.Y. Giants, 10/09/22	SAFETY SCORED	Mark Barron: (2:54) 33-A.Jones up the middle tackled in End Zone for -1 yards, SAFETY (26-M.Barron). @ L.A. Rams, 10/28/18
Green Bay 34, New Orleans 0 vs. New Orleans, 12/23/24	SHUTOUT	Detroit 31, Green Bay 0 vs. Detroit, 12/30/18
* Never Has Happened *	SIX-SACK GAME	* Never Has Happened *
5.0 sk, Vonnie Holliday vs. Buffalo, 12/22/02	FIVE-SACK GAME	5.0 sk, Antwan Odom vs. Cincinnati, 09/20/09
4.0 sk, Kabeer Gbaja-Biamila @ Chicago, 01/02/05	FOUR-SACK GAME	4.0 sk, Chris Clemons @ Seattle, 09/24/12
3.0 sk, Micah Parsons @ Arizona, 10/19/25	THREE-SACK GAME	3.0 sk, Ezekiel Ansah @ Detroit, 12/31/17
2.0 sk, Karl Brooks @ New England, 11/08/26	TWO-SACK GAME	2.0 sk, Levi Drake Rodriguez vs. Minnesota, 11/15/26
* Never Has Happened *	TWO INTERCEPTIONS BY TEAMMATES	Deltha O'Neal: (0, 21)/Odell Thurman: (0, 10) @ Cincinnati, 10/30/05
2 fr, Morgan Burnett @ Detroit, 11/28/13	TWO OPPONENT FUMBLE RECOVERIES	2 fr, Eric Kendricks @ Minnesota, 12/23/19
75t yards, Darnell Savage vs. Minnesota, 01/01/23	70+ YARD INTERCEPTION RETURN	75t yards, William Jackson III vs. Cincinnati, 09/24/17
2 ints, Xavier McKinney @ New England, 11/08/26	TWO INTERCEPTIONS	2 ints, Robert Spillane @ Las Vegas, 10/09/23
3 ints, Tom Flynn vs. Detroit, 10/28/84	THREE INTERCEPTIONS	3 ints, Vencie Glenn @ Minnesota, 12/27/92
4 ints, Willie Buchanon @ San Diego, 09/24/78	FOUR INTERCEPTIONS	* Never Has Happened *
17 yards, Atlanta 35, Green Bay 14 vs. Atlanta, 09/24/26	LESS THAN 25 RUSHING YARDS	16 yards, Green Bay 20, Tampa Bay 3 @ Tampa Bay, 12/21/14
17 yards, Atlanta 35, Green Bay 14 vs. Atlanta, 09/24/26	LESS THAN 50 RUSHING YARDS	48 yards, Green Bay 23, Dallas 13 vs. Dallas, 10/18/26
94 yards, Green Bay 45, New England 27 @ New England, 11/08/26	LESS THAN 100 RUSHING YARDS	56 yards, Minnesota 30, Green Bay 10 vs. Minnesota, 11/15/26
-7 yards, Minnesota 16, Green Bay 3 @ Minnesota, 01/04/26	LESS THAN 50 NET PASSING YARDS	48 yards, Green Bay 27, Chicago 10 vs. Chicago, 09/18/22
-7 yards, Minnesota 16, Green Bay 3 @ Minnesota, 01/04/26	LESS THAN 100 NET PASSING YARDS	52 yards, Green Bay 23, Minnesota 6 vs. Minnesota, 11/23/25
136 yards, Green Bay 20, N.Y. Jets 17 @ N.Y. Jets, 09/20/26	LESS THAN 150 NET PASSING YARDS	134 yards, Green Bay 17, Tampa Bay 14 @ Tampa Bay, 10/04/26
145 yards, Green Bay 23, Minnesota 6 vs. Minnesota, 11/23/25	LESS THAN 150 YARDS NET OFFENSE	121 yards, Minnesota 16, Green Bay 3 @ Minnesota, 01/04/26
145 yards, Green Bay 23, Minnesota 6 vs. Minnesota, 11/23/25	LESS THAN 200 YARDS NET OFFENSE	199 yards, Green Bay 20, N.Y. Jets 17 @ N.Y. Jets, 09/20/26
258 yards, Green Bay 27, Carolina 19 vs. Carolina, 10/29/26	LESS THAN 300 YARDS NET OFFENSE	220 yards, Minnesota 30, Green Bay 10 vs. Minnesota, 11/15/26
4 to, Green Bay 45, New England 27 @ New England, 11/08/26	FORCED THREE-PLUS TURNOVERS	4 to, Minnesota 30, Green Bay 10 vs. Minnesota, 11/15/26

THE LAST TIME

4 to, Minnesota 30, Green Bay 10 vs. Minnesota, 11/15/26	FORCED FOUR-PLUS TURNOVERS	4 to, Green Bay 45, New England 27 @ New England, 11/08/26
5 to, Baltimore 23, Green Bay 0 vs. Baltimore, 11/19/17	FORCED FIVE-PLUS TURNOVERS	5 to, Green Bay 31, Chicago 7 vs. Chicago, 10/11/26
4 to, Minnesota 30, Green Bay 10 vs. Minnesota, 11/15/26	AT LEAST ONE TURNOVER	1 to, Minnesota 30, Green Bay 10 vs. Minnesota, 11/15/26

SPECIAL TEAMS

105 yards, Keisean Nixon: 1-G.Joseph kicks 70 yards from MIN 35 to GB -5. 25-K.Nixon for 105 yards, TOUCHDOWN. vs. Minnesota, 01/01/23	KICKOFF RETURNED FOR A TOUCHDOWN	99 yards, Andre Roberts: 2-M.Crosby kicks 64 yards from GB 35 to NYJ 1. 19-A.Roberts for 99 yards, TOUCHDOWN. @ N.Y. Jets, 12/23/18
55 yards, Micah Hyde: (5:04) 6-S.Martin punts 45 yards to GB 45, Center-48-D.Muhlbach. 33-M.Hyde for 55 yards, TOUCHDOWN. vs. Detroit, 12/28/14	PUNT RETURNED FOR A TOUCHDOWN	94 yards, Josh Blackwell: (6:52) 19-D.Whelan punts 38 yards to CHI 6, Center-42-M.Orzech. 39-J.Blackwell for 94 yards, TOUCHDOWN. vs. Chicago, 01/05/25
57 yards, Willie Buchanon (Chester Marcol, Kicker) @ New Orleans, 12/17/72	BLOCKED FIELD GOAL RETURNED FOR A TOUCHDOWN	61 yards, Shawn Springs: (8:10) R.Longwell 50 yard field goal is BLOCKED (L.King), Center-R.Davis, Holder-M.Hasselbeck, RECOVERED by SEA-S.Springs at SEA 39. S.Springs for 61 yards, TOUCHDOWN. vs. Seattle, 11/01/99
Geronimo Allison: (7:33) 6-M.Wile punt is BLOCKED by 81-G.Allison, Center-47-K.McDermott, RECOVERED by GB-37-J.Jackson at MIN -1. TOUCHDOWN. vs. Minnesota, 09/16/18	BLOCKED PUNT RETURNED FOR A TOUCHDOWN	Micheal Clemons: (5:52) 16-P.O'Donnell punt is BLOCKED by 72-M.Clemons, Center-56-J.Coco, RECOVERED by NYJ-39-W.Parks at GB 20. 39-W.Parks for 20 yards, TOUCHDOWN. vs. N.Y. Jets, 10/16/22
51 yards, Trey Smack: (5:17) 28-T.Smack 51 yard field goal is GOOD, Center-42-M.Orzech, Holder-19-D.Whelan. @ New England, 11/08/26	MADE FIELD GOAL OF 50 YARDS OR LONGER	50 yards, Ryan Fitzgerald: (4:11) 10-R.Fitzgerald 50 yard field goal is GOOD, Center-44-J.Jansen, Holder-6-S.Martin. vs. Carolina, 10/29/26
35 yards, Trey Smack: (3:25) 28-T.Smack 35 yard field goal is BLOCKED (98-D.Wonnum), Center-42-M.Orzech, Holder-19-D.Whelan. @ Detroit, 10/25/26	BLOCKED FIELD GOAL	46 yards, Cairo Santos: (:03) 8-C.Santos 46 yard field goal is BLOCKED (94-K.Brooks), Center-46-S.Daly, Holder-19-T.Taylor. @ Chicago, 11/17/24
Pat O'Donnell: (11:59) 16-P.O'Donnell punt is BLOCKED by 44-J.Metellus, Center-56-J.Coco, recovered by GB-6-D.Leavitt at GB 4. 6-D.Leavitt to GB 1 for -3 yards (91-P.Jones). vs. Minnesota, 01/01/23	BLOCKED PUNT	Matt Wile: (7:33) 6-M.Wile punt is BLOCKED by 81-G.Allison, Center-47-K.McDermott, RECOVERED by GB-37-J.Jackson at MIN -1. TOUCHDOWN. vs. Minnesota, 09/16/18
Baltimore 41, Green Bay 24 vs. Baltimore, 12/27/25	NO PUNTS	Green Bay 24, Washington 10 vs. Washington, 10/24/21
Trey Smack: 28-T.Smack extra point is No Good, Hit Left Upright, Center-42-M.Orzech, Holder-19-D.Whelan. vs. Carolina, 10/29/26	MISSED POINT AFTER TOUCHDOWN ATTEMPT	Younghoe Koo: 37-Y.Koo extra point is No Good, Wide Left, Center-59-C.Kreiter, Holder-12-J.Gillan. @ N.Y. Giants, 11/16/25
Joshua Karty [Colby Wooden blocked]: 16-J.Karty extra point is Blocked (96-C.Wooden), Center-47-A.Ward, Holder-42-E.Evans. @ L.A. Rams, 10/06/24	POINT AFTER TOUCHDOWN ATTEMPT BLOCKED	Brandon McManus [Juanyeh Thomas blocked]: 17-B.McManus extra point is Blocked (2-J.Thomas), Center-42-M.Orzech, Holder-19-D.Whelan. DEFENSIVE TWO-POINT ATTEMPT. 14-M.Bell recovered the blocked kick. ATTEMPT SUCCEEDS. @ Dallas, 09/28/25
Jermaine Whitehead: 2-M.Crosby kicks onside 14 yards from GB 35 to GB 49. RECOVERED by GB-35-J.Whitehead. @ Detroit, 12/31/17	SUCCESSFUL ONSIDE KICK	Josh Blackwell: 8-C.Santos kicks onside 12 yards from CHI 35 to CHI 47, impetus ends at CHI 47. RECOVERED by CHI-39-J.Blackwell. GB-87-R.Doubs was injured during the play. @ Chicago, 12/20/25
4 fg, Brandon McManus: (53, 26, 35, 37) @ Denver, 12/14/25	FOUR FIELD GOALS	4 fg, Chris Boswell: (56, 50, 48, 56) @ Pittsburgh, 10/26/25
5 fg, Mason Crosby: (37, 40, 31, 48, 36) vs. Minnesota, 09/16/18	FIVE FIELD GOALS	5 fg, Matt Prater: (26, 22, 41, 51, 54) vs. Detroit, 10/14/19
* Never Has Happened *	SIX FIELD GOALS	* Never Has Happened *
51 yards, Trey Smack: (11:55) 28-T.Smack 38 yard field goal is GOOD, Center-42-M.Orzech, Holder-19-D.Whelan. @ New England, 11/08/26	50-59 YARD FIELD GOAL	50 yards, Ryan Fitzgerald: (4:11) 10-R.Fitzgerald 50 yard field goal is GOOD, Center-44-J.Jansen, Holder-6-S.Martin. vs. Carolina, 10/29/26
61 yards, Lucas Havrisik: (:01) 35-L.Havrisik 61 yard field goal is GOOD, Center-42-M.Orzech, Holder-19-D.Whelan. @ Arizona, 10/19/25	60+ YARD FIELD GOAL	63 yards, David Akers: (:02) 2-D.Akers 63 yard field goal is GOOD, Center-86-B.Jennings, Holder-4-A.Lee. vs. San Francisco, 09/09/12
3 fg, Trey Smack: (41, 51, 38) @ New England, 11/08/26	THREE FIELD GOALS	3 fg, Will Reichard: (34, 32, 20) vs. Minnesota, 11/15/26
63 yards, Skyy Moore @ N.Y. Jets, 09/20/26	50-69 YARD PUNT RETURN	62t yards, Devin Hester @ Chicago, 09/27/10
75t yards, Micah Hyde vs. Philadelphia, 11/16/14	70-89 YARD PUNT RETURN	76t yards, Rashid Shaheed vs. New Orleans, 09/24/23
93t yards, Micah Hyde @ Minnesota, 10/27/13	90+ YARD PUNT RETURN	94t yards, Josh Blackwell vs. Chicago, 01/05/25
65 yds, Daniel Whelan vs. Minnesota, 11/15/26	60-69 YARD PUNT	64 yds, Brett Thorson vs. Minnesota, 11/15/26
75 yds, Daniel Whelan vs. Chicago, 10/11/26	70+ YARD PUNT	73 yds, Logan Cooke @ Jacksonville, 10/27/24
10 punts, Jon Ryan vs. New England, 11/19/06	PUNTED 10+ TIMES	10 punts, Chris Kluwe vs. Minnesota, 12/21/06
59 yards, Bo Melton @ Minnesota, 09/13/26	50-69 YARD KICKOFF RETURN	61 yards, Zavion Thomas vs. Chicago, 10/11/26
70 yards, Jeff Janis @ Minnesota, 11/22/15	70-89 YARD KICKOFF RETURN	71 yards, Jamal Agnew @ Detroit, 12/13/20
105t yards, Keisean Nixon vs. Minnesota, 01/01/23	90+ YARD KICKOFF RETURN	99t yards, Andre Roberts @ N.Y. Jets, 12/23/18

TEAM/MISCELLANEOUS

478 yards, Green Bay 478, New England 387 @ New England, 11/08/26	400+ TOTAL YARDS OF OFFENSE	415 yards, Detroit 415, Green Bay 324 @ Detroit, 10/25/26
522 yards, Green Bay 522, Minnesota 382 @ Minnesota, 09/13/20	500+ TOTAL YARDS OF OFFENSE	500 yards, Philadelphia 500, Green Bay 342 @ Philadelphia, 11/27/22

THE LAST TIME

ST: (5:33) (Shotgun) K.Cousins pass short middle intended for T.Hockenson INTERCEPTED by D.Savage (R.Douglas) at GB 25. D.Savage for 75 yards, TOUCHDOWN.DEF: (15:00) A.Dillon left tackle for 2 yards, TOUCHDOWN.DEF: (9:31) A.Rodgers scrambles right end for 2 yards, TOUCHDOWN.DEF: (2:48) (Shotgun) A.Rodgers pass deep right to R.Tonyan for 21 yards, TOUCHDOWN.OFF: G.Joseph kicks 70 yards from MIN 35 to GB -5. K.Nixon for 105 yards, TOUCHDOWN. vs. Minnesota, 01/01/23	TOUCHDOWN ON OFFENSE, DEFENSE AND SPECIAL TEAMS	ST: (11:44) (Shotgun) J.Freeman pass short left to K.Winslow for 7 yards, TOUCHDOWN.ST: (4:20) (Shotgun) J.Freeman pass short right to S.Stroughter for 7 yards, TOUCHDOWN.ST: (8:52) (Shotgun) J.Freeman pass short right to D.Ward for 6 yards, TOUCHDOWN.DEF: (:52) (Shotgun) A.Rodgers pass deep left intended for D.Driver INTERCEPTED by T.Jackson at GB 35. T.Jackson for 35 yards, TOUCHDOWN.OFF: (12:09) (Punt formation) J.Kapinos punt is BLOCKED by G.Hayes, Center-B.Goode, RECOVERED by TB-R.Barber at GB 31. R.Barber for 31 yards, TOUCHDOWN. @ Tampa Bay, 11/08/09
Jordan Love: TWO-POINT CONVERSION ATTEMPT. 10-J.Love rushes up the middle. ATTEMPT SUCCEEDS. @ New England, 11/08/26	MADE TWO-POINT CONVERSION	Michael Penix Jr.: TWO-POINT CONVERSION ATTEMPT. 9-M.Penix pass to 19-C.Blair is complete. ATTEMPT SUCCEEDS. vs. Atlanta, 09/24/26
Malik Willis: TWO-POINT CONVERSION ATTEMPT. 2-M.Willis pass to 11-J.Reed is incomplete. ATTEMPT FAILS. vs. Chicago, 01/05/25	FAILED TWO-POINT CONVERSION	Tommy DeVito: TWO-POINT CONVERSION ATTEMPT. 16-T.DeVito pass to 18-K.Williams is incomplete. ATTEMPT FAILS. @ New England, 11/08/26
Green Bay 53, Philadelphia 20 vs. Philadelphia, 11/16/14	50+ POINTS	New Orleans 51, Green Bay 29 @ New Orleans, 11/24/08
Green Bay 45, New England 27 @ New England, 11/08/26	40+ POINTS	Baltimore 41, Green Bay 24 vs. Baltimore, 12/27/25
Green Bay 20, N.Y. Jets 17 @ N.Y. Jets, 09/20/26	OVERTIME WIN	Chicago 22, Green Bay 16 @ Chicago, 12/20/25
Chicago 22, Green Bay 16 @ Chicago, 12/20/25	OVERTIME LOSS	Green Bay 20, N.Y. Jets 17 @ N.Y. Jets, 09/20/26
Dallas 40, Green Bay 40 @ Dallas, 09/28/25	OVERTIME TIE	Dallas 40, Green Bay 40 @ Dallas, 09/28/25
Green Bay 20, Detroit 6 @ Detroit, 11/23/23	20 FIRST-QUARTER POINTS	Tennessee 21, Green Bay 0 @ Tennessee, 11/13/16
Green Bay 21, Chicago 0 vs. Chicago, 09/18/22	20 SECOND-QUARTER POINTS	Baltimore 20, Green Bay 7 vs. Baltimore, 12/27/25
Green Bay 20, Minnesota 0 @ Minnesota, 10/23/11	20 THIRD-QUARTER POINTS	Arizona 21, Green Bay 8 @ Arizona, 12/27/15
Green Bay 21, Pittsburgh 6 @ Pittsburgh, 10/26/25	20 FOURTH-QUARTER POINTS	Minnesota 22, Green Bay 0 @ Minnesota, 09/13/26
Green Bay 34, New Orleans 0 vs. New Orleans, 12/23/24	SHUTOUT AT HOME	Detroit 31, Green Bay 0 vs. Detroit, 12/30/18
Green Bay 9, N.Y. Jets 0 @ N.Y. Jets, 10/31/10	SHUTOUT ON THE ROAD	* Never Has Happened *
Green Bay 31, Dallas 28 vs. Dallas, 11/13/22	OVERTIME WIN AT HOME	Miami 23, Green Bay 20 vs. Miami, 10/17/10
Green Bay 20, N.Y. Jets 17 @ N.Y. Jets, 09/20/26	OVERTIME WIN ON THE ROAD	Chicago 22, Green Bay 16 @ Chicago, 12/20/25
11 pen, Green Bay 23, Dallas 13 vs. Dallas, 10/18/26	10 PENALTIES	11 pen, Green Bay 23, Dallas 13 vs. Dallas, 10/18/26
0 pen, Detroit 37, Green Bay 30 @ Detroit, 01/09/22	NO PENALTIES	0 pen, Tampa Bay 38, Green Bay 10 @ Tampa Bay, 10/18/20
0 to, Green Bay 45, New England 27 @ New England, 11/08/26	NO TURNOVERS	0 to, Green Bay 20, N.Y. Jets 17 @ N.Y. Jets, 09/20/26
3 td, Baltimore 41, Green Bay 24 (5:51) (Shotgun) M.Willis pass deep middle to C.Watson for 39 yards, TOUCHDOWN. (1:30) (No Huddle, Shotgun) M.Willis right end for 22 yards, TOUCHDOWN. (2:08) (No Huddle, Shotgun) M.Willis scrambles right end for 11 yards, TOUCHDOWN. vs. Baltimore, 12/27/25	THREE TOTAL TOUCHDOWNS	3 td, Minnesota 30, Green Bay 10 (2:54) (Shotgun) K.Cousins pass deep left to M.Price for 38 yards, TOUCHDOWN. GB-B.Cisse was injured during the play. (6:22) C.Tiernan reported in as eligible. A.Jones left end for 1 yard, TOUCHDOWN. (8:36) (Shotgun) K.Cousins pass short middle to G.Bartholomew for 20 yards, TOUCHDOWN. vs. Minnesota, 11/15/26
4 td, Green Bay 27, Carolina 19 (5:12) (Shotgun) J.Love pass short middle to T.Kraft for 12 yards, TOUCHDOWN. (6:37) (Shotgun) J.Jacobs right tackle for 1 yard, TOUCHDOWN. (1:51) (Shotgun) J.Love pass deep left to M.Golden for 24 yards, TOUCHDOWN. (7:34) (Shotgun) J.Love pass short middle to J.Jacobs for 4 yards, TOUCHDOWN. vs. Carolina, 10/29/26	FOUR TOTAL TOUCHDOWNS	4 td, Green Bay 45, New England 27 (9:30) (Shotgun) D.Maye pass deep left to R.Stevenson for 30 yards, TOUCHDOWN. (2:43) D.Maye pass short left to E.Chism for 8 yards, TOUCHDOWN. (1:18) (Shotgun) D.Maye pass deep right to M.Hollins for 22 yards, TOUCHDOWN. (4:00) C.Kiner left end for 4 yards, TOUCHDOWN. GB-I.McDuffie was injured during the play. @ New England, 11/08/26
40:11 TOP, Green Bay 16, Indianapolis 10 vs. Indianapolis, 09/15/24	OVER 40:00 TIME OF POSSESSION (NON-OT)	40:16 TOP, Baltimore 41, Green Bay 24 vs. Baltimore, 12/27/25
@ Detroit, 11/27/25	NO SACKS/NO INTERCEPTIONS ALLOWED	@ Chicago, 12/20/25
(7, 6, 7, 17, 3 Points), Dallas 40, Green Bay 40 @ Dallas, 09/28/25	SCORE TOUCHDOWN IN EACH QUARTER	(7, 10, 7, 10 Points), Detroit 34, Green Bay 31 @ Detroit, 12/05/24
31 (first half), Green Bay 34, Detroit 27 vs. Detroit, 09/25/16	30 ONE-HALF POINTS	35 (first half), Tennessee 47, Green Bay 25 @ Tennessee, 11/13/16
Green Bay 31, Chicago 7 vs. Chicago, 10/11/26	WON GAME BY 20+ POINTS	Minnesota 30, Green Bay 10 vs. Minnesota, 11/15/26

TRANSACTIONS BY DATE

DATE	POS.	PLAYER	TRANSACTION
11/21	EDGE	D.J. Johnson	Released from practice squad
11/21	RB	Pierre Strong Jr.	Signed to practice squad
11/19	RB	Pierre Strong Jr.	Released
11/17	K	Lenny Krieg	Released from practice squad
11/17	DT	Haggai Ndubuisi	Signed to practice squad
11/17	WR	Coleman Owen	Signed to practice squad
11/16	DT	David Blay Jr.	Released from practice squad
11/14	RB	Chris Brooks	Activated off injured reserve
11/14	WR	Skyy Moore	Activated off injured reserve
11/14	WR	Coleman Owen	Released
11/14	TE	Josh Whyle	Placed on injured reserve
11/10	TE	Kenny Fletcher Jr.	Signed to practice squad
11/7	TE	Drake Dabney	Elevated from practice squad to active roster for gameday
11/3	S	Kahlef Hailassie	Released from practice squad
11/3	EDGE	D.J. Johnson	Signed to practice squad
11/3	QB	Cam Miller	Signed to practice squad
11/3	S	John Saunders Jr.	Signed to practice squad
10/29	EDGE	Arron Mosby	Elevated from practice squad to active roster for gameday
10/26	G	Mekhi Becton Sr.	Signed to active roster from practice squad
10/26	C/G	Jacob Monk	Placed on injured reserve
10/24	RB	Josh Jacobs	Activated from exempt status
10/24	EDGE	Arron Mosby	Elevated from practice squad to active roster for gameday
10/24	WR	Coleman Owen	Signed to active roster from practice squad
10/24	DT	Jordon Riley	Activated off reserve/physically unable to perform
10/20	RB	Damon Bankston	Released from practice squad
10/20	DT	Mazi Smith	Signed to practice squad
10/17	DT	Jonathan Ford	Placed on injured reserve
10/17	DT	Javon Hargrave	Placed on injured reserve
10/17	WR	Skyy Moore	Placed on injured reserve
10/17	EDGE	Arron Mosby	Elevated from practice squad to active roster for gameday
10/17	WR	Coleman Owen	Elevated from practice squad to active roster for gameday
10/17	WR	Savion Williams	Activated off injured reserve/designated to return
10/13	CB	Elijah Culp	Signed to practice squad
10/13	G	Josh Gesky	Released from practice squad
10/10	RB	Chris Brooks	Placed on injured reserve
10/8	LB	Jack Dingle	Signed to practice squad
10/8	RB	Pierre Strong Jr.	Signed to active roster from practice squad
10/6	RB	Damon Bankston	Signed to practice squad
10/6	LB	Edgerrin Cooper	Placed on injured reserve
10/6	LB	Kristian Welch	Signed to active roster from practice squad
10/3	DT	Warren Brinson	Placed on injured reserve
9/30	DT	David Blay Jr.	Signed to practice squad
9/30	WR	Coleman Owen	Signed to practice squad
9/30	WR	Jayden Reed	Placed on injured reserve
9/30	G	Kevin Zeitler	Signed
9/29	RB	Damon Bankston	Released from practice squad
9/29	G	Cordell Volson	Released from practice squad
9/28	OL	Zach Bako-Bewele	Placed on injured reserve
9/28	G	Mekhi Becton Sr.	Signed to practice squad
9/28	DT	Eric Johnson II	Released from practice squad
9/28	G	Laken Tomlinson	Signed to active roster from Dallas Cowboys' practice squad
9/17	G	Cordell Volson	Signed to practice squad
9/16	DT	Eric Johnson II	Signed to practice squad
9/16	WR	Quincy Skinner Jr.	Signed to practice squad
9/15	WR	Chris Hilton Jr.	Released from practice squad
9/14	LS	Scott Daly	Released from practice squad
9/14	WR	Bo Melton	Signed to active roster from practice squad
9/12	WR	Bo Melton	Elevated from practice squad to active roster for gameday
9/12	LB	Kristian Welch	Elevated from practice squad to active roster for gameday
9/11	DT	Jaden Crumedy	Signed to Houston Texans active roster
9/11	WR	Bo Melton	Released
9/11	WR	Bo Melton	Signed to practice squad
9/9	RB	Damon Bankston	Signed to practice squad
9/9	S	Kahlef Hailassie	Signed to practice squad
9/9	S	Murvin Kenion III	Released from practice squad
9/2	LS	Scott Daly	Signed to practice squad
9/2	K	Lenny Krieg	Signed to practice squad
9/1	QB	Kedon Slovis	Signed to practice squad
8/31	T	Dalton Cooper	Signed to practice squad
8/31	DT	Jaden Crumedy	Signed to practice squad
8/31	TE	Drake Dabney	Signed to practice squad
8/31	G	Josh Gesky	Signed to practice squad
8/31	WR	Chris Hilton Jr.	Signed to practice squad
8/31	CB	Domani Jackson	Signed to practice squad
8/31	EDGE	Nyjalik Kelly	Signed to practice squad
8/31	S	Murvin Kenion III	Signed to practice squad
8/31	EDGE	Arron Mosby	Signed to practice squad
8/31	WR	Isaiah Neyor	Signed to practice squad
8/31	RB	Pierre Strong Jr.	Signed to practice squad
8/31	G	Dillon Wade	Signed to practice squad
8/31	LB	Kristian Welch	Signed to practice squad
8/30	LS	Cal Adomitis	Released
8/30	T	Brant Banks	Released
8/30	G	Dylan Barrett	Released
8/30	CB	Shemar Bartholomew	Released
8/30	TE	McCallan Castles	Waived/injured
8/30	T	Dalton Cooper	Released
8/30	DT	Jaden Crumedy	Released
8/30	TE	Drake Dabney	Released
8/30	S	Trey Dean III	Waived/injured
8/30	CB	MJ Devonshire Jr.	Released
8/30	G	Josh Gesky	Released
8/30	WR	Chris Hilton Jr.	Released
8/30	CB	Domani Jackson	Released
8/30	RB	Josh Jacobs	Placed on exempt/commissioner permission list
8/30	RB	Kaleb Johnson	Acquired via trade from Pittsburgh Steelers
8/30	WR	Kisean Johnson	Released
8/30	EDGE	Nyjalik Kelly	Released
8/30	S	Murvin Kenion III	Released
8/30	T/G	Darian Kinnard	Released
8/30	RB	Damien Martinez	Released
8/30	QB	Kyle McCord	Traded to Miami Dolphins
8/30	EDGE	Arron Mosby	Released
8/30	TE	Luke Musgrave	Placed on reserve/physically unable to perform
8/30	WR	Isaiah Neyor	Released
8/30	RB	Jaden Nixon	Released
8/30	EDGE	Collin Oliver	Placed on injured reserve/designated for return
8/30	EDGE	Micah Parsons	Placed on reserve/physically unable to perform
8/30	S	Mark Perry	Released
8/30	WR	Kaden Prather	Released
8/30	LB	TJ Quinn	Released
8/30	TE	Mark Redman	Acquired via trade from Los Angeles Rams
8/30	DT	Jordon Riley	Placed on reserve/physically unable to perform
8/30	WR	Will Sheppard	Released
8/30	CB	Jaylin Simpson	Released
8/30	DT	Nazir Stackhouse	Released
8/30	RB	Pierre Strong Jr.	Released
8/30	TE	Messiah Swinson	Released
8/30	G	Dillon Wade	Released
8/30	EDGE	Arden Walker	Released
8/30	LB	Kristian Welch	Released
8/30	WR	Savion Williams	Placed on injured reserve/designated for return
8/30	TE	Thomas Yassmin	Waived/injured
8/29	S	Tra Fluellen	Released
8/29	TE	Jonnu Smith	Signed
8/19	EDGE	Arden Walker	Claimed off waivers from the Minnesota Vikings
8/15	QB	Kyron Drones	Released
8/11	G	Karsen Barnhart	Released
8/11	TE	Drew Biber	Released
8/11	S	Trey Dean III	Signed
8/11	S	Tra Fluellen	Signed
8/10	WR	Chris Hilton Jr.	Claimed off waivers from the Washington Commanders
8/9	S	Johnathan Baldwin II	Waived/injured
8/9	WR	Kisean Johnson	Signed
8/9	CB	Marlon Jones	Waived/injured
8/4	TE	Drew Biber	Signed
8/4	TE	McCallan Castles	Signed
8/4	TE	Luke Lachey	Waived/injured
8/4	TE	RJ Maryland	Waived/injured
7/31	LS	Cal Adomitis	Signed
7/31	K	Lenny Krieg	Released
7/31	WR	Kaden Prather	Signed
7/31	WR	Brenden Rice	Waived/injured
7/28	EDGE	Dante Barnett	Released
7/28	K	Lucas Havrisik	Released
7/28	K	Lenny Krieg	Signed
7/28	TE	Thomas Yassmin	Signed
7/27	DT	Devonte Wyatt	Signed contract extension
7/13	LB	Isaiah McDuffie	Signed contract extension
6/15	WR	Jakobie Keeney-James	Released
6/15	TE	Luke Lachey	Signed
6/4	WR	Christian Watson	Signed contract extension
5/19	CB	Marlon Jones	Signed
5/14	CB	Brandon Cisse	Signed

TRANSACTIONS BY DATE

5/14	WR	Brenden Rice	Claimed off waivers from the Las Vegas Raiders
5/13	CB	MJ Devonshire Jr.	Claimed off waivers from the Buffalo Bills
5/13	DT	James Ester	Released
5/8	K	Brandon McManus	Released
5/4	QB	Desmond Ridder	Released
5/4	QB	Tyrod Taylor	Signed
5/1	WR		Signed
5/1	G	Dylan Barrett	Signed
5/1	C/G	Jager Burton	Signed
5/1	EDGE	Dani Dennis-Sutton	Signed
5/1	QB	Kyron Drones	Signed
5/1	G	Josh Gesky	Signed
5/1	CB	Domani Jackson	Signed
5/1	EDGE	Nyjalik Kelly	Signed
5/1	S	Murvin Kenion III	Signed
5/1	TE	RJ Maryland	Signed
5/1	DT	Chris McClellan	Signed
5/1	RB	Jaden Nixon	Signed
5/1	LB	TJ Quinn	Signed
5/1	K	Trey Smack	Signed
5/1	G	Dillon Wade	Signed
4/24	WR	Jayden Reed	Signed contract extension
4/17	TE	McCallan Castles	Released
4/17	CB	Tyron Herring	Released
4/17	LB	Jamon Johnson	Released
4/13	WR	Dontayvion Wicks	Traded to Philadelphia Eagles
3/13	WR	Skyy Moore	Signed
3/12	CB	Benjamin St-Juste	Signed
3/11	LB	Zaire Franklin	Acquired via trade from Indianapolis Colts
3/11	DL	Rashan Gary	Traded to Dallas Cowboys
3/11	CB	Nate Hobbs	Released
3/11	OL	Elgton Jenkins	Released
3/11	C/G	Sean Rhyan	Signed contract extension
3/11	DL	Colby Wooden	Traded to Indianapolis Colts
1/20	DL	Jaden Crumedy	Signed
1/20	CB	Trevon Diggs	Released
1/20	QB	Kyle McCord	Signed
1/13	WR	Isaiah Neyor	Signed
1/12	T	Brant Banks	Signed
1/12	DL	Dante Barnett	Signed
1/12	G	Karsen Barnhart	Signed
1/12	DL	Anthony Campbell	Signed
1/12	TE	McCallan Castles	Signed
1/12	T	Dalton Cooper	Signed
1/12	TE	Drake Dabney	Signed
1/12	DL	James Ester	Signed
1/12	K	Lucas Havrisik	Signed
1/12	CB	Tyron Herring	Signed
1/12	LB	Jamon Johnson	Signed
1/12	RB	Damien Martinez	Signed
1/12	S	Mark Perry	Signed
1/12	WR	Will Sheppard	Signed
1/12	RB	Pierre Strong Jr.	Signed
1/12	TE	Messiah Swinson	Signed
1/10	WR	Isaiah Neyor	Elevated from practice squad to active roster for gameday
1/7	DL	Anthony Campbell	Signed to practice squad
1/7	CB	Bo Melton	Placed on injured reserve
1/7	LB	Nick Niemann	Activated off injured reserve
1/7	WR	Will Sheppard	Placed on practice squad; injured
1/6	WR	Julian Hicks	Signed to practice squad
1/6	WR	Kisean Johnson	Signed to practice squad
1/6	QB	Desmond Ridder	Signed to active roster from practice squad
1/6	TE	Messiah Swinson	Signed to practice squad
1/6	QB	Clayton Tune	Released
1/3	TE	Drake Dabney	Elevated from practice squad to active roster for gameday
1/3	G/T	Donovan Jennings	Placed on injured reserve
1/3	LB	Jamon Johnson	Elevated from practice squad to active roster for gameday
1/3	WR	Jakobie Keeney-James	Signed to active roster from practice squad
1/3	G/C	Lecitus Smith	Signed to active roster from practice squad
1/3	WR	Savion Williams	Placed on injured reserve
1/1	TE	McCallan Castles	Placed on practice squad; injured
1/1	CB	Trevon Diggs	Claimed off waivers from the Dallas Cowboys
1/1	S	Mark Perry	Signed to practice squad
12/31	S	Zayne Anderson	Placed on injured reserve
12/31	S	Johnathan Baldwin II	Signed to active roster from practice squad
12/31	G	Karsen Barnhart	Signed to practice squad
12/31	CB	Tyron Herring	Signed to practice squad
12/31	CB	Nate Hobbs	Placed on injured reserve
12/31	QB	Desmond Ridder	Signed to practice squad
12/31	QB	Clayton Tune	Signed to active roster from practice squad
12/30	CB	Shemar Bartholomew	Signed to active roster from practice squad
12/30	DL	Quinton Bohanna	Released
12/30	DL	Jonathan Ford	Claimed off waivers from the Chicago Bears
12/30	CB	Kamal Hadden	Placed on injured reserve
12/30	RB	Damien Martinez	Signed to practice squad
12/30	DL	Jordon Riley	Placed on injured reserve
12/30	CB	Jaylin Simpson	Signed to active roster from practice squad
12/27	TE	Drake Dabney	Elevated from practice squad to active roster for gameday
12/27	QB	Clayton Tune	Elevated from practice squad to active roster for gameday
12/26	LB	Kristian Welch	Placed on injured reserve
12/22	TE	John FitzPatrick	Placed on injured reserve
12/22	DL	Collin Oliver	Activated off reserve/physically unable to perform
12/19	DL	Brenton Cox Jr.	Activated off injured reserve
12/19	RB	MarShawn Lloyd	Placed on injured reserve
12/17	RB	MarShawn Lloyd	Activated off reserve/injured; designated for return
12/17	DL	Micah Parsons	Placed on injured reserve
12/13	RB	Pierre Strong Jr.	Elevated from practice squad to active roster for gameday
12/6	DL	Quinton Bohanna	Claimed off waivers from the Seattle Seahawks
12/6	WR	Malik Heath	Released
12/6	WR	Jayden Reed	Activated off injured reserve
12/5	DL	Devonte Wyatt	Placed on injured reserve
12/3	DL	Jordon Riley	Signed to active roster from New York Giants' practice squad
12/3	WR	Will Sheppard	Signed to practice squad
12/2	CB	Shemar Bartholomew	Signed to practice squad
12/2	CB	Tyron Herring	Released from practice squad
12/2	WR	Michael Woods II	Released from practice squad
12/1	WR	Will Sheppard	Released
11/28	K	Lucas Havrisik	Signed to practice squad
11/26	K	Lucas Havrisik	Released
11/26	LB	Jamon Johnson	Elevated from practice squad to active roster for gameday
11/26	WR	Will Sheppard	Signed to active roster from practice squad
11/26	DB	Jaylin Simpson	Elevated from practice squad to active roster for gameday
11/22	LB	Jamon Johnson	Elevated from practice squad to active roster for gameday
11/22	RB	Pierre Strong Jr.	Elevated from practice squad to active roster for gameday
11/12	G/C	Lecitus Smith	Signed to practice squad
11/11	C/G	Elgton Jenkins	Placed on injured reserve
11/11	LB	Kristian Welch	Signed to active roster from practice squad
11/10	LB	Kristian Welch	Elevated from practice squad to active roster for gameday
11/4	TE	McCallan Castles	Signed to practice squad
11/4	TE	Drake Dabney	Signed to practice squad
11/4	TE	Tucker Kraft	Placed on injured reserve
11/4	DL	Arron Mosby	Signed to active roster from practice squad
11/4	G/C	Lecitus Smith	Released from practice squad
11/4	LB	Kristian Welch	Signed to practice squad
11/4	TE	Josh Whyle	Signed to active roster from practice squad
11/4	WR	Michael Woods II	Signed to practice squad
11/3	LB	Kristian Welch	Released
11/1	DL	Arron Mosby	Elevated from practice squad to active roster for gameday
11/1	LB	Nick Niemann	Placed on injured reserve
11/1	LB	Kristian Welch	Signed to active roster from practice squad
10/29	DL	Dante Barnett	Signed to practice squad (NFL International Player Pathway Program)
10/29	CB	Tyron Herring	Signed to practice squad
10/28	CB	Micah Robinson	Signed to Tennessee Titans active roster
10/25	DL	Arron Mosby	Elevated from practice squad to active roster for gameday
10/25	TE	Ben Sims	Released
10/25	WR	Christian Watson	Activated off reserve/physically unable to perform
10/18	C/G	Jacob Monk	Activated off reserve/injured; designated for return
10/18	DL	Arron Mosby	Elevated from practice squad to active roster for gameday
10/18	RB	Pierre Strong Jr.	Elevated from practice squad to active roster for gameday
10/14	K	Mark McNamee	Released from practice squad
10/11	DL	Deslin Alexandre	Released from practice squad
10/11	T	Brant Banks	Signed to practice squad
10/11	K	Lucas Havrisik	Signed
9/30	T	Brant Banks	Released

TRANSACTIONS BY DATE

9/27	G/C	Lecitus Smith	Elevated from practice squad to active roster for gameday
9/24	G/C	Lecitus Smith	Signed to practice squad
9/23	T	Brant Banks	Signed to active roster from practice squad
9/23	WR	Mecole Hardman	Released from practice squad
9/23	WR	Jakobie Keeney-James	Signed to practice squad
9/20	WR	Jayden Reed	Placed on injured reserve
9/11	T	Brant Banks	Elevated from practice squad to active roster for gameday
9/11	DL	Brenton Cox Jr.	Placed on injured reserve
9/11	CB	Micah Robinson	Elevated from practice squad to active roster for gameday
9/10	WR	Christian Watson	Signed contract extension
9/8	RB	Israel Abanikanda	Released from practice squad
9/8	RB	Pierre Strong Jr.	Signed to practice squad
9/6	CB	Micah Robinson	Elevated from practice squad to active roster for gameday
9/4	P	Daniel Whelan	Signed contract extension
8/29	CB	Micah Robinson	Signed to practice squad
8/28	DL	Kenny Clark	Traded to Dallas Cowboys
8/28	T	Dalton Cooper	Signed to practice squad
8/28	DL	Micah Parsons	Acquired via trade from Dallas Cowboys
8/28	DL	Micah Parsons	Signed contract extension
8/28	QB	Clayton Tune	Signed to practice squad
8/28	TE	Josh Whyle	Signed to practice squad
8/27	RB	Israel Abanikanda	Signed to practice squad
8/27	DL	Deslin Alexandre	Signed to practice squad
8/27	DB	Johnathan Baldwin II	Signed to practice squad
8/27	T	Brant Banks	Signed to practice squad
8/27	DL	James Ester	Signed to practice squad
8/27	WR	Mecole Hardman	Signed to practice squad
8/27	LB	Jamon Johnson	Signed to practice squad
8/27	K	Mark McNamee	Signed to practice squad (NFL International Player Pathway Program)
8/27	DL	Arron Mosby	Signed to practice squad
8/27	WR	Isaiah Neyor	Signed to practice squad
8/27	LB	Nick Niemann	Signed
8/27	CB	Micah Robinson	Released
8/27	WR	Will Sheppard	Signed to practice squad
8/27	DB	Jaylin Simpson	Signed to practice squad
8/27	LB	Kristian Welch	Signed to practice squad
8/26	RB	Israel Abanikanda	Released
8/26	DL	Deslin Alexandre	Released
8/26	DB	Johnathan Baldwin II	Released
8/26	CB	Corey Ballentine	Released
8/26	T	Brant Banks	Released
8/26	LB	Jared Bartlett	Released
8/26	S	Omar Brown	Placed on injured reserve
8/26	QB	Sean Clifford	Released
8/26	G	Tyler Cooper	Released
8/26	RB	Tyrion Davis-Price	Released
8/26	QB	Taylor Elgersma	Released
8/26	DL	James Ester	Released
8/26	WR	Mecole Hardman	Released
8/26	CB	Tyron Herring	Released
8/26	WR	Julian Hicks	Released
8/26	C	Trey Hill	Released
8/26	RB	Amar Johnson	Released
8/26	WR	Cornelius Johnson	Released
8/26	LB	Jamon Johnson	Released
8/26	CB	Kalen King	Released
8/26	G	JJ Lippe	Released
8/26	RB	MarShawn Lloyd	Placed on injured reserve/designated for return
8/26	TE	Johnny Lumpkin	Released
8/26	K	Mark McNamee	Released
8/26	C/G	Jacob Monk	Placed on injured reserve/designated for return
8/26	DL	Arron Mosby	Released
8/26	WR	Isaiah Neyor	Released
8/26	DL	Devonte O'Malley	Released
8/26	DL	Collin Oliver	Placed on reserve/physically unable to perform
8/26	LS	Matt Orzech	Signed contract extension
8/26	WR	Will Sheppard	Released
8/26	LB	Isaiah Simmons	Released
8/26	DB	Jaylin Simpson	Released
8/26	G/C	Lecitus Smith	Released
8/26	TE	Messiah Swinson	Released
8/26	T	Kadeem Telfort	Released
8/26	WR	Christian Watson	Placed on reserve/physically unable to perform
8/26	LB	Kristian Welch	Released
8/26	G	John Williams	Placed on reserve/physically unable to perform
8/25	WR	Kawaan Baker	Released
8/25	T/G	Darian Kinnard	Acquired via trade from Philadelphia Eagles
8/18	CB	Garnett Hollis Jr.	Released
8/18	DL	Devonte O'Malley	Signed
8/18	DL	Keith Randolph	Waived/injured
8/18	DB	Jaylin Simpson	Signed
8/13	WR	Kawaan Baker	Claimed off waivers from the Las Vegas Raiders
8/12	RB	Tyrion Davis-Price	Signed
8/12	CB	Isaiah Dunn	Waived/injured
8/12	RB	Jalen White	Waived/injured
8/6	T	Travis Glover	Placed on injured reserve
8/6	WR	Isaiah Neyor	Signed
8/5	G/C	Lecitus Smith	Signed
8/5	WR	Sam Brown Jr.	Waived/injured
8/4	CB	Corey Ballentine	Signed
8/4	CB	Gregory Junior	Released
7/30	LB	Jared Bartlett	Signed
7/30	S	Kahzir Brown	Released
7/26	RB	Israel Abanikanda	Signed
7/26	CB	Garnett Hollis Jr.	Signed
7/22	OL	Zach Bako-Bewele	Signed contract extension
7/22	K	Mark McNamee	Signed
7/22	WR	Will Sheppard	Signed
7/21	K	Alex Hale	Released
7/18	T	Anthony Belton	Signed
7/18	DL	Nesta Jade Silvera	Released
7/18	DL	Cameron Young	Released
6/10	DL	Cameron Young	Signed
6/9	CB	Jaire Alexander	Released
6/2	WR	Jadon Janke	Waived/injured
5/29	DL	Jeremiah Martin	Waived/injured
5/21	CB	Kaleb Hayes	Released
5/21	CB	Gregory Junior	Signed
5/14	WR	Jadon Janke	Signed
5/12	QB	Taylor Elgersma	Signed
5/12	G	Marquis Hayes	Released
5/5	WR	Lideatrick Griffin	Released
5/2	CB	Johnathan Baldwin II	Signed
5/2	T	Brant Banks	Signed
5/2	DL	Warren Brinson	Signed
5/2	S	Kahzir Brown	Signed
5/2	G	Tyler Cooper	Signed
5/2	CB	Tyron Herring	Signed
5/2	RB	Amar Johnson	Signed
5/2	LB	Jamon Johnson	Signed
5/2	G	JJ Lippe	Signed
5/2	DL	Collin Oliver	Signed
5/2	CB	Micah Robinson	Signed
5/2	DL	Barryn Sorrell	Signed
5/2	DL	Nazir Stackhouse	Signed
5/2	RB	Jalen White	Signed
5/2	G	John Williams	Signed
5/2	WR	Savion Williams	Signed
4/29	LB	Isaiah Simmons	Signed
4/28	DL	Leonard Payne	Released
4/14	TE	John FitzPatrick	Re-signed
3/28	LB	Kristian Welch	Signed
3/20	WR	Mecole Hardman	Signed
3/18	G	Aaron Banks	Signed
3/13	CB	Nate Hobbs	Signed
3/5	K	Brandon McManus	Re-signed
3/3	LB	Isaiah McDuffie	Re-signed
1/15	DL	Leonard Payne	Signed
1/14	CB	Isaiah Dunn	Signed
1/14	WR	Lideatrick Griffin	Signed
1/14	CB	Kaleb Hayes	Signed
1/14	C	Trey Hill	Signed
1/14	TE	Johnny Lumpkin	Signed
1/14	DL	Keith Randolph	Signed
1/14	DL	Nesta Jade Silvera	Signed
1/13	DL	Deslin Alexandre	Signed
1/13	S	Omar Brown	Signed
1/13	DL	James Ester	Signed
1/13	CB	Kamal Hadden	Signed
1/13	K	Alex Hale	Signed
1/13	G	Marquis Hayes	Signed
1/13	WR	Julian Hicks	Signed
1/13	G/T	Donovan Jennings	Signed
1/13	WR	Cornelius Johnson	Signed
1/13	CB	Kalen King	Signed
1/13	DL	Jeremiah Martin	Signed
1/13	TE	Messiah Swinson	Signed

TRANSACTIONS BY PLAYER

Adomitis, Cal - LS
7/31/26 Signed
8/30/26 Released

Bako-Bewele, Zach - OL
9/28/26 Placed on injured reserve

Baldwin II, Johnathan - S
8/9/26 Waived/injured

Banks, Brant - T
1/12/26 Signed
8/30/26 Released

Bankston, Damon - RB
9/9/26 Signed to practice squad
9/29/26 Released from practice squad
10/6/26 Signed to practice squad
10/20/26 Released from practice squad

Barnett, Dante - DL
1/12/26 Signed
7/28/26 Released

Barnhart, Karsen - G
1/12/26 Signed
8/11/26 Released

Barrett, Dylan - G
5/1/26 Signed
8/30/26 Released

Bartholomew, Shemar - CB
8/30/26 Released

Becton Sr., Mekhi - G
9/28/26 Signed to practice squad
10/26/26 Signed to active roster from practice squad

Biber, Drew - TE
8/4/26 Signed
8/11/26 Released

Blay Jr., David - DT
9/30/26 Signed to practice squad
11/16/26 Released from practice squad

Brinson, Warren - DT
10/3/26 Placed on injured reserve

Brooks, Chris - RB
10/10/26 Placed on injured reserve
11/14/26 Activated off injured reserve

Burton, Jager - C/G
5/1/26 Signed

Campbell, Anthony - DT
1/12/26 Signed

Castles, McCallan - TE
1/12/26 Signed
4/17/26 Released
8/4/26 Signed
8/30/26 Waived/injured

Cisse, Brandon - CB
5/14/26 Signed

Cooper, Dalton - T
1/12/26 Signed
8/30/26 Released
8/31/26 Signed to practice squad

Cooper, Edgerrin - LB
10/6/26 Placed on injured reserve

Crumedy, Jaden - DT
1/20/26 Signed
8/30/26 Released
8/31/26 Signed to practice squad

Culp, Elijah - CB
10/13/26 Signed to practice squad

Dabney, Drake - TE
1/12/26 Signed
8/30/26 Released
8/31/26 Signed to practice squad
11/7/26 Elevated from practice squad to active roster for gameday
11/14/26 Elevated from practice squad to active roster for gameday

Daly, Scott - LS
9/2/26 Signed to practice squad
9/14/26 Released from practice squad

Dean III, Trey - S
8/11/26 Signed
8/30/26 Waived/injured

Dennis-Sutton, Dani - EDGE
5/1/26 Signed

Devonshire, M.J. - CB
5/13/26 Claimed off waivers from the Buffalo Bills
8/30/26 Released

Diggs, Trevon - CB
1/20/26 Released

Dingle, Jack - LB
10/8/26 Signed to practice squad

Drones, Kyron - QB
5/1/26 Signed
8/15/26 Released

Ester, James - DT
1/12/26 Signed
5/13/26 Released

Fletcher Jr., Kenny - TE
11/10/26 Signed to practice squad

Fluellen, Tra - S
8/11/26 Signed
8/29/26 Released

Ford, Jonathan - DT
10/17/26 Placed on injured reserve

Franklin, Zaire - LB
3/11/26 Acquired via trade from Indianapolis Colts

Gary, Rashan - DL
3/11/26 Traded to Dallas Cowboys

Gesky, Josh - G
5/1/26 Signed
8/30/26 Released
8/31/26 Signed to practice squad
10/13/26 Released from practice squad

Hailassie, Kahlef - S
9/9/26 Signed to practice squad
11/3/26 Released from practice squad

Hargrave, Javon - DT
10/17/26 Placed on injured reserve

Havrisik, Lucas - K
1/12/26 Signed
7/28/26 Released

Herring, Tyron - CB
1/12/26 Signed
4/17/26 Released

Hilton Jr., Chris - WR
8/10/26 Signed
8/30/26 Released
8/31/26 Signed to practice squad
9/15/26 Released from practice squad

Hobbs, Nate - CB
3/11/26 Released

Jackson, Domani - CB
5/1/26 Signed
8/30/26 Released
8/31/26 Signed to practice squad

Jacobs, Josh - RB
8/30/26 Placed on exempt/commissioner permission list
10/24/26 Activated from exempt status

Jenkins, Elgton - OL
3/11/26 Released

Johnson, D.J. - EDGE
11/3/26 Signed to practice squad
11/21/26 Released from practice squad

Johnson, Jamon - LB
1/12/26 Signed
4/17/26 Released

Johnson, Kaleb - RB
8/30/26 Acquired via trade from Pittsburgh Steelers

Johnson, Kisean - WR
8/9/26 Signed
8/30/26 Released

Johnson II, Eric - DT
9/16/26 Signed to practice squad
9/28/26 Released from practice squad

Jones, Marlon - CB
5/19/26 Signed
8/9/26 Waived/injured

Kelly, Nyjalik - EDGE
5/1/26 Signed
8/30/26 Released
8/31/26 Signed to practice squad

Keeney-James, Jakobie - WR
6/15/26 Released

Kenion III, Murvin - S
5/1/26 Signed
8/30/26 Released
8/31/26 Signed to practice squad
9/9/26 Released from practice squad

Kinnard, Darian - T/G
8/30/26 Released

Krieg, Lenny - K
7/28/26 Signed
7/31/26 Released
9/2/26 Signed to practice squad
11/17/26 Released from practice squad

Lachey, Luke - TE
6/15/26 Signed
8/4/26 Waived/injured

Martinez, Damien - RB
1/12/26 Signed
8/30/26 Released

Maryland, RJ - TE
5/1/26 Signed
8/4/26 Waived/injured

McClellan, Chris - DT
5/1/26 Signed

McCord, Kyle - QB
1/20/26 Signed
8/30/26 Traded to Miami Dolphins

McDuffie, Isaiah - LB
7/13/26 Signed contract extension

McManus, Brandon - K
5/8/26 Released

Melton, Bo - WR
9/11/26 Released
9/11/26 Signed to practice squad
9/12/26 Elevated from practice squad to active roster for gameday
9/14/26 Signed to active roster from practice squad

Miller, Cam - QB
11/3/26 Signed to practice squad

Monk, Jacob - C/G
10/26/26 Placed on injured reserve

Moore, Skyy - WR
3/13/26 Signed
10/17/26 Placed on injured reserve
11/14/26 Activated off injured reserve

Mosby, Arron - EDGE
8/30/26 Released
8/31/26 Signed to practice squad
10/17/26 Elevated from practice squad to active roster for gameday
10/24/26 Elevated from practice squad to active roster for gameday
10/29/26 Elevated from practice squad to active roster for gameday

Musgrave, Luke - TE
8/30/26 Placed on reserve/physically unable to perform

Ndubuisi, Haggai - DT
11/17/26 Signed to practice squad

Neyor, Isaiah - WR
1/13/26 Signed
8/30/26 Released
8/31/26 Signed to practice squad

Nixon, Jaden - RB
5/1/26 Signed
8/30/26 Released

Oliver, Collin - EDGE
8/30/26 Placed on injured reserve/designated for return

Owen, Coleman - WR
9/30/26 Signed to practice squad
10/17/26 Elevated from practice squad to active roster for gameday
10/24/26 Signed to active roster from practice squad
11/14/26 Released
11/17/26 Signed to practice squad

Parsons, Micah - EDGE
8/30/26 Placed on reserve/physically unable to perform

Perry, Mark - S
1/12/26 Signed
8/30/26 Released

Prather, Kaden - WR
7/31/26 Signed
8/30/26 Released

Quinn, TJ - LB
5/1/26 Signed
8/30/26 Released

Redman, Mark - TE
8/30/26 Acquired via trade from Los Angeles Rams

Reed, Jayden - WR
4/24/26 Signed contract extension
9/30/26 Placed on injured reserve

Rhyan, Sean - C/G
3/11/26 Signed contract extension

Rice, Brenden - WR
5/14/26 Claimed off waivers from the Las Vegas Raiders
7/31/26 Waived/injured

Ridder, Desmond - QB
5/4/26 Released

Riley, Jordon - DT
8/30/26 Placed on reserve/physically unable to perform
10/24/26 Activated off reserve/physically unable to perform

Saunders Jr., John - S
11/3/26 Signed to practice squad

Sheppard, Will - WR
1/12/26 Signed
8/30/26 Released

Simpson, Jaylin - CB
8/30/26 Released

Skinner Jr., Quincy - WR
9/16/26 Signed to practice squad

Slovis, Kedon - QB
9/1/26 Signed to practice squad

Smack, Trey - K
5/1/26 Signed

Smith, Jonnu - TE
8/29/26 Signed

Smith, Mazi - DT
10/20/26 Signed to practice squad

Stackhouse, Nazir - DT
8/30/26 Released

St-Juste, Benjamin - CB
3/12/26 Signed

Strong Jr., Pierre - RB
1/12/26 Signed
8/30/26 Released
8/31/26 Signed to practice squad
10/8/26 Signed to active roster from practice squad
11/19/26 Released
11/21/26 Signed to practice squad

Sturdivant, J. Michael - WR
5/1/26 Signed

Swinson, Messiah - TE
1/12/26 Signed
8/30/26 Released

Taylor, Tyrod - QB
5/4/26 Signed

Tomlinson, Laken - G
9/28/26 Signed to active roster from Dallas Cowboys' practice squad

Volson, Cordell - G
9/17/26 Signed to practice squad
9/29/26 Released from practice squad

Wade, Dillon - G
5/1/26 Signed
8/30/26 Released
8/31/26 Signed to practice squad

Walker, Arden - EDGE
8/19/26 Claimed off waivers from the Minnesota Vikings
8/30/26 Released

Watson, Christian - WR
6/4/26 Signed contract extension

Welch, Kristian - LB
8/30/26 Released
8/31/26 Signed to practice squad
9/12/26 Elevated from practice squad to active roster for gameday
10/6/26 Signed to active roster from practice squad

Whyle, Josh - TE
11/14/26 Placed on injured reserve

Wicks, Dontayvion - WR
4/13/26 Traded to Philadelphia Eagles

Williams, Savion - WR
8/30/26 Placed on injured reserve/designated for return
10/17/26 Activated off injured reserve/designated to return

Wooden, Colby - DL
3/11/26 Traded to Indianapolis Colts

Wyatt, Devonte - DT
7/27/26 Signed contract extension

Yassmin, Thomas - TE
7/28/26 Signed
8/30/26 Waived/injured

Zeitler, Kevin - G
9/20/26 Signed



GAME SUMMARIES

GAME SUMMARY [LAST MATCHUP]



2024 WEEK 5

Green Bay Packers 24, Los Angeles Rams 19

72,842 SoFi Stadium Oct 6, 2024



Green Bay Packers	**7**	**3**	**14**	**0**	**—**	**24**
Los Angeles Rams	**0**	**13**	**0**	**6**	**—**	**19**

Los Angeles Rams Starters

OFFENSE			DEFENSE		
WR	88	J. Whittington	NT	95	B. Brown III
TE	84	C. Parkinson	DE	91	K. Turner
WR	8	T. Atwell	OLB	0	B. Young
LT	77	A. Jackson	OLB	8	J. Verse
LG	60	L. Bruss	ILB	51	T. Reeder
C	50	B. Limmer	ILB	56	C. Rozeboom
RG	69	K. Dotson	CB	4	A. Witherspoon
RT	79	R. Havenstein	CB	14	C. Durant
WR	15	D. Robinson	CB	30	J. Wallace
QB	9	M. Stafford	S	37	Q. Lake
RB	23	K. Williams	S	3	K. Curl

Green Bay Packers Starters

OFFENSE			DEFENSE		
WR	18	M. Heath	DE	91	P. Smith
LT	63	R. Walker	DT	97	K. Clark
LG	74	E. Jenkins	DT	93	T. Slaton
C	71	J. Myers	DE	52	R. Gary
RG	75	S. Rhyan	LB	58	I. McDuffie
RT	50	Z. Bako-Bewele	LB	7	Q. Walker
TE	85	T. Kraft	CB	21	E. Stokes
WR	11	J. Reed	CB	25	K. Nixon
WR	13	D. Wicks	S	33	E. Williams
QB	10	J. Love	S	29	X. McKinney
RB	8	J. Jacobs	S	7	J. Bullard

SCORING DRIVES

TEAM	QTR	TIME	SCORING PLAY	GB	LAR
Packers	1	06:45	J.Jacobs 2 yd. run (B.Narveson kick) (9-96, 5:05)	7	0
Rams	2	09:47	K.Williams 1 yd. run (J.Karty kick) (13-55, 7:10)	7	7
Rams	2	02:02	J.McCollough 4 yd. interception return (kick blocked)	7	13
Packers	2	00:00	B.Narveson 46 yd. Field Goal (9-42, 2:02)	10	13
Packers	3	11:15	T.Kraft 66 yd. pass from J.Love (B.Narveson kick) (2-70, 0:43)	17	13
Packers	3	03:55	T.Kraft 7 yd. pass from J.Love (B.Narveson kick) (7-54, 4:06)	24	13
Rams	4	03:30	D.Robinson 1 yd. pass from M.Stafford (run failed) (11-91, 2:32)	24	19

GREEN BAY PACKERS

PASSING	ATT	CP	YDS	SK/YD	TD	LG	INT	RTG
Jordan Love	26	15	224	2/22	2	66t	1	95.7
TOTAL	**26**	**15**	**224**	**2/22**	**2**	**66t**	**1**	**95.7**

RUSHING	ATT	YDS	AVG	LG	TD
Josh Jacobs	19	73	3.8	13	1
Emanuel Wilson	6	24	4.0	7	0
Jayden Reed	2	19	9.5	11	0
Jordan Love	3	10	3.3	12	0
TOTAL	**30**	**126**	**4.2**	**13**	**1**

RECEIVING	NO	YDS	AVG	LG	TD
Tucker Kraft	4	88	22.0	66t	2
Jayden Reed	4	78	19.5	53	0
Dontayvion Wicks	2	20	10.0	10	0
Malik Heath	2	14	7.0	7	0
Josh Jacobs	1	21	21.0	21	0
Bo Melton	1	12	12.0	12	0
Emanuel Wilson	1	-9	-9.0	-9	0
TOTAL	**15**	**224**	**14.9**	**66t**	**2**

TOP DEFENSE	TOT	SOLO	AST	SCK	YDS	INT
Evan Williams	10	4	6	0.0	0.0	0
Quay Walker	9	6	3	0.0	0.0	0
Isaiah McDuffie	9	3	6	0.0	0.0	0

FIELD GOALS	FGM/FGA	PERCENT	RESULTS
Brayden Narveson	1-1	100.0	46G
TOTAL	**1-1**	**100.0**	

LOS ANGELES RAMS

PASSING	ATT	CP	YDS	SK/YD	TD	LG	INT	RTG
Matthew Stafford	45	29	260	3/24	1	31	1	78.0
TOTAL	**45**	**29**	**260**	**3/24**	**1**	**31**	**1**	**78.0**

RUSHING	ATT	YDS	AVG	LG	TD
Kyren Williams	22	102	4.6	30	1
Blake Corum	5	25	5.0	12	0
Tutu Atwell	1	7	7.0	7	0
TOTAL	**28**	**134**	**4.8**	**30**	**1**

RECEIVING	NO	YDS	AVG	LG	TD
Jordan Whittington	7	89	12.7	31	0
Colby Parkinson	7	52	7.4	9	0
Tutu Atwell	6	58	9.7	24	0
Demarcus Robinson	3	28	9.3	16	1
Hunter Long	2	16	8.0	9	0
Xavier Smith	2	6	3.0	11	0
Blake Corum	1	8	8.0	8	0
Kyren Williams	1	3	3.0	3	0
TOTAL	**29**	**260**	**9.0**	**31**	**1**

TOP DEFENSE	TOT	SOLO	AST	SCK	YDS	INT
Kam Curl	8	4	4	0.0	0.0	0
Christian Rozeboom	8	3	5	0.0	0.0	0
Quentin Lake	6	5	1	0.0	0.0	0

FIELD GOALS	FGM/FGA	PERCENT	RESULTS
Joshua Karty	0-0	0	
TOTAL	**0-0**	**0.0**	

Team Statistics

	Packers	Rams
First Downs	19	24
3rd-Down Eff. (Made/Att/Pct)	1/8/13%	8/16/50%
4th-Down Eff. (Made/Att/Pct)	0/0/0%	2/4/50%
Total Net Yards	328	370
Total Plays	58	76
Yards Per Play	5.7	4.9
Rushes/Net Yards	30/126	28/134
Net Passing	202	236
Pass Attempts/Completions	26/15	45/29
Had Intercepted	1	1
Sacked/Yards Lost	2/22	3/24
Punts/Average	5/37.2	3/43.0
Penalties/Yards	7/39	5/30
Fumbles/Lost	1/0	1/1
Possession Time	27:19	32:41

GAME SUMMARIES



22

WEEK 1

Minnesota Vikings 39, Green Bay Packers 22

66,940 U.S. Bank Stadium Sep 13, 2026



39

Green Bay Packers	**9**	**10**	**3**	**0**	**—**	**22**
Minnesota Vikings	**3**	**7**	**7**	**22**	**—**	**39**

Minnesota Vikings Starters

OFFENSE			DEFENSE		
TE	84	J. Oliver	DE	15	D. Turner
LT	71	C. Darrisaw	DL	61	J. Redmond
LG	74	D. Jackson	DL	50	L. Rodriguez
C	64	B. Brandel	OLB	43	A. Van Ginkel
RG	76	W. Fries	OLB	17	K. Van Noy
RT	75	B. O'Neill	LB	55	E. Wilson
WR	18	J. Jefferson	LB	51	B. Cashman
WR	3	J. Addison	CB	7	B. Murphy Jr.
QB	1	K. Murray	CB	2	I. Rodgers
FB	45	M. Bredeson	S	44	J. Metellus
RB	33	A. Jones Sr.	S	26	T. Jackson

Green Bay Packers Starters

OFFENSE			DEFENSE		
WR	0	M. Golden	EDGE	90	L. Van Ness
WR	11	J. Reed	DT	95	D. Wyatt
LT	77	J. Morgan	DT	96	J. Ford
LG	67	D. Jennings	DT	94	K. Brooks
C	75	S. Rhyan	EDGE	99	B. Sorrell
RG	62	J. Monk	LB	44	Z. Franklin
RT	50	Z. Bako-Bewele	LB	56	E. Cooper
TE	85	T. Kraft	CB	2	B. Cisse
WR	9	C. Watson	CB	25	K. Nixon
QB	10	J. Love	S	29	X. McKinney
RB	30	C. Brooks	S	33	E. Williams

OFFICIALS: Referee: Shawn Hochuli (83), **Umpire:** Larry Smith (102), **Line Judge:** Carl Johnson (101), **Down Judge:** Patrick Holt (106), **Field Judge:** Jason Ledet (72), **Side Judge:** Justin Larrew (73), **Back Judge:** Jimmy Russell (82)

SCORING DRIVES

TEAM	QTR	TIME	SCORING PLAY	GB	MIN
Packers	1	12:11	T.Smack 59 yd. Field Goal (6-12, 2:03)	3	0
Packers	1	07:43	C.Watson 81 yd. pass from J.Love (kick failed, wr) (2-81, 0:13)	9	0
Vikings	1	01:38	W.Reichard 38 yd. Field Goal (12-50, 6:05)	9	3
Packers	2	13:52	T.Smack 43 yd. Field Goal (7-15, 2:46)	12	3
Vikings	2	01:55	J.Jefferson 39 yd. pass from C.Wentz (W.Reichard kick) (7-85, 3:23)	12	10
Packers	2	00:14	C.Watson 2 yd. pass from J.Love (T.Smack kick) (7-74, 1:41)	19	10
Packers	3	05:09	T.Smack 26 yd. Field Goal (12-79, 5:46)	22	10
Vikings	3	02:08	T.Hockenson 16 yd. pass from C.Wentz (W.Reichard kick) (6-28, 3:01)	22	17
Vikings	4	06:37	A.Jones 3 yd. run (C.Wentz-J.Jefferson pass) (9-83, 6:34)	22	25
Vikings	4	04:48	J.Mason 1 yd. run (W.Reichard kick) (1-1, 0:04)	22	31
Vikings	4	03:55	J.Jefferson 9 yd. pass from C.Wentz (W.Reichard kick) (3-14, 0:18)	22	38

GREEN BAY PACKERS

PASSING	ATT	CP	YDS	SK/YD	TD	LG	INT	RTG
Jordan Love	42	21	387	4/34	2	81t	1	88.1
TOTAL	**42**	**21**	**387**	**4/34**	**2**	**81t**	**1**	**88.1**

RUSHING	ATT	YDS	AVG	LG	TD
MarShawn Lloyd	13	37	2.8	12	0
Chris Brooks	7	29	4.1	14	0
Jordan Love	1	0	0.0	0	0
TOTAL	**21**	**66**	**3.1**	**14**	**0**

RECEIVING	NO	YDS	AVG	LG	TD
Christian Watson	6	147	24.5	81t	2
Matthew Golden	6	95	15.8	42	0
Tucker Kraft	3	65	21.7	30	0
Jayden Reed	3	20	6.7	7	0
Jonnu Smith	2	50	25.0	43	0
Bo Melton	1	10	10.0	10	0
TOTAL	**21**	**387**	**18.4**	**81t**	**2**

TOP DEFENSE	TOT	SOLO	AST	SCK	YDS	INT
Edgerrin Cooper	7	6	1	1.0	6.0	0
Evan Williams	7	6	1	0.0	0.0	0
Keisean Nixon	5	3	2	0.5	4.0	1

FIELD GOALS	FGM/FGA	PERCENT	RESULTS
Trey Smack	3-3	100.0	59G, 43G, 26G
TOTAL	**3-3**	**100.0**	

MINNESOTA VIKINGS

PASSING	ATT	CP	YDS	SK/YD	TD	LG	INT	RTG
Carson Wentz	19	12	133	3/19	3	39t	0	123.5
Kyler Murray	5	3	18	0/0	0	9	1	27.5
TOTAL	**24**	**15**	**151**	**3/19**	**3**	**39t**	**1**	**102.6**

RUSHING	ATT	YDS	AVG	LG	TD
Jordan Mason	15	59	3.9	28	1
Aaron Jones Sr.	12	40	3.3	8	1
Kyler Murray	2	9	4.5	7	0
Carson Wentz	5	-1	-0.2	1	0
TOTAL	**34**	**107**	**3.1**	**28**	**2**

RECEIVING	NO	YDS	AVG	LG	TD
Justin Jefferson	8	92	11.5	39t	2
T.J. Hockenson	4	36	9.0	16t	1
Josh Oliver	2	22	11.0	13	0
DeeJay Dallas	1	1	1.0	1	0
TOTAL	**15**	**151**	**10.1**	**39t**	**3**

TOP DEFENSE	TOT	SOLO	AST	SCK	YDS	INT
Byron Murphy Jr.	8	7	1	0.0	0.0	0
Blake Cashman	7	5	2	0.5	7.5	0
Joshua Metellus	4	3	1	0.0	0.0	0

FIELD GOALS	FGM/FGA	PERCENT	RESULTS
Will Reichard	1-1	100.0	38G
TOTAL	**1-1**	**100.0**	

MINNEAPOLIS (AP) — Carson Wentz came in after Kyler Murray's first-quarter concussion in his Minnesota debut and led a spirited comeback against the rival Green Bay Packers, as the Vikings scored 29 straight points to close a 39-22 victory to open the season on Sunday. Wentz had two TD passes to Justin Jefferson, matching the two-time All-Pro's 2025 season total, and the pair connected on a two-point conversion when the Vikings took their first lead at 25-22 with 6:37 remaining. Green Bay extended Minnesota's go-ahead drive three times with crushing defensive penalties. Aaron Jones and Jordan Mason each had rushing touchdowns and T.J. Hockenson caught one of the three scores thrown on a turnover-free afternoon by Wentz. Wentz helped the Vikings convert eight of 15 third downs and posted a 123.5 passer rating. Jordan Love finished 21 for 42 for 387 yards and two first-half TDs to Christian Watson, but two late turnovers and a 3-for-12 conversion rate on third downs loomed large. Love was stuffed at the line with a five-point lead, and the Vikings went the other way for the go-ahead score by Jones.

Team Statistics	Packers	Vikings
First Downs	19	19
3rd-Down Eff. (Made/Att/Pct)	3/12/25%	8/15/53%
4th-Down Eff. (Made/Att/Pct)	0/2/0%	0/0/0%
Total Net Yards	419	239
Total Plays	67	61
Yards Per Play	6.3	3.9
Rushes/Net Yards	21/66	34/107
Net Passing	353	132
Pass Attempts/Completions	42/21	24/15
Had Intercepted	1	1
Sacked/Yards Lost	4/34	3/19
Punts/Average	3/38.7	4/40.3
Penalties/Yards	12/98	3/15
Fumbles/Lost	2/1	0/0
Possession Time	27:02	32:58

GAME SUMMARIES



20

WEEK 2

Green Bay Packers 20, New York Jets 17 (OT)

78,674 MetLife Stadium Sep 20, 2026



17

Green Bay Packers	0	7	0	10	3	—	20
New York Jets	0	7	7	3	0	—	17

New York Jets Starters

OFFENSE			DEFENSE		
WR	15	A. Mitchell	DE	52	K. Enagbare
TE	85	M. Taylor	DL	97	H. Phillips
LT	74	O. Fashanu	DL	93	D. Onyemata
LG	64	D. Parham	DE	31	D. Bailey
C	71	J. Myers	LB	56	D. Davis
RG	66	J. Tippmann	LB	44	J. Sherwood
RT	70	A. Membou	DB	2	J. Brownlee Jr.
WR	18	I. Williams	CB	21	B. Stephens
WR	5	G. Wilson	CB	1	A. Thomas
QB	7	G. Smith	S	6	D. Belton
RB	20	B. Hall	S	8	A. Cisco

Green Bay Packers Starters

OFFENSE			DEFENSE		
WR	0	M. Golden	EDGE	90	L. Van Ness
WR	11	J. Reed	DT	95	D. Wyatt
LT	77	J. Morgan	DT	94	K. Brooks
LG	65	A. Banks	EDGE	99	B. Sorrell
C	75	S. Rhyan	LB	44	Z. Franklin
RG	62	J. Monk	LB	56	E. Cooper
RT	50	Z. Bako-Bewele	CB	2	B. Cisse
TE	85	T. Kraft	CB	25	K. Nixon
WR	9	C. Watson	S	29	X. McKinney
QB	10	J. Love	S	33	E. Williams
RB	32	M. Lloyd	S	7	J. Bullard

SCORING DRIVES

TEAM	QTR	TIME	SCORING PLAY	GB	NYJ
Packers	2	09:35	M.Lloyd 6 yd. pass from J.Love (T.Smack kick) (9-64, 5:27)	7	0
Jets	2	06:04	B.Allen 5 yd. run (J.Sanders kick) (7-70, 3:31)	7	7
Jets	3	02:30	G.Wilson 5 yd. pass from G.Smith (J.Sanders kick) (10-70, 5:00)	7	14
Jets	4	11:04	J.Sanders 32 yd. Field Goal (4-4, 1:23)	7	17
Packers	4	07:58	C.Watson 3 yd. pass from J.Love (T.Smack kick) (7-73, 3:06)	14	17
Packers	4	02:59	T.Smack 34 yd. Field Goal (4-3, 1:33)	17	17
Packers	OT	05:23	T.Smack 26 yd. Field Goal (5-58, 2:06)	20	17

GREEN BAY PACKERS

PASSING	ATT	CP	YDS	SK/YD	TD	LG	INT	RTG
Jordan Love	29	16	145	3/9	2	20	0	91.9
TOTAL	**29**	**16**	**145**	**3/9**	**2**	**20**	**0**	**91.9**

RUSHING	ATT	YDS	AVG	LG	TD
Kaleb Johnson	8	32	4.0	12	0
MarShawn Lloyd	6	20	3.3	7	0
Chris Brooks	4	11	2.8	4	0
TOTAL	**18**	**63**	**3.5**	**12**	**0**

RECEIVING	NO	YDS	AVG	LG	TD
Matthew Golden	4	58	14.5	18	0
Christian Watson	4	41	10.3	20	1
Tucker Kraft	2	15	7.5	10	0
MarShawn Lloyd	2	6	3.0	6t	1
Skyy Moore	2	6	3.0	7	0
Chris Brooks	1	15	15.0	15	0
Jayden Reed	1	4	4.0	4	0
TOTAL	**16**	**145**	**9.1**	**20**	**2**

TOP DEFENSE	TOT	SOLO	AST	SCK	YDS	INT
Lukas Van Ness	9	6	3	1.5	8.5	0
Evan Williams	8	7	1	0.0	0.0	0
Edgerrin Cooper	8	6	2	1.0	10.0	0

FIELD GOALS	FGM/FGA	PERCENT	RESULTS
Trey Smack	2-2	100.0	34G, 26G
TOTAL	**2-2**	**100.0**	

NEW YORK JETS

PASSING	ATT	CP	YDS	SK/YD	TD	LG	INT	RTG
Geno Smith	41	27	247	4/29	1	43	0	90.2
TOTAL	**41**	**27**	**247**	**4/29**	**1**	**43**	**0**	**90.2**

RUSHING	ATT	YDS	AVG	LG	TD
Breece Hall	16	29	1.8	14	0
Geno Smith	5	17	3.4	7	0
Isaiah Williams	1	14	14.0	14	0
Braelon Allen	5	7	1.4	5t	1
TOTAL	**27**	**67**	**2.5**	**14**	**1**

RECEIVING	NO	YDS	AVG	LG	TD
Adonai Mitchell	6	63	10.5	15	0
Isaiah Williams	6	34	5.7	9	0
Breece Hall	5	63	12.6	43	0
Garrett Wilson	5	57	11.4	17	1
Kenyon Sadiq	2	17	8.5	12	0
Jeremy Ruckert	2	5	2.5	5	0
Braelon Allen	1	8	8.0	8	0
TOTAL	**27**	**247**	**9.1**	**43**	**1**

TOP DEFENSE	TOT	SOLO	AST	SCK	YDS	INT
Dane Belton	6	4	2	0.0	0.0	0
Jamien Sherwood	6	3	3	0.0	0.0	0
Andre Cisco	5	4	1	0.0	0.0	0

FIELD GOALS	FGM/FGA	PERCENT	RESULTS
Jason Sanders	1-1	100.0	32G
TOTAL	**1-1**	**100.0**	

EAST RUTHERFORD, N.J. — Trey Smack kicked a 26-yard FG in overtime to give the Packers a 20-17 victory over the Jets. The Jets won the overtime coin toss and chose to get the ball, but Geno Smith was sacked on consecutive plays, and Isaiah Williams was called for a false start, making it third-and-30. Kenyon Sadiq caught a 12-yard pass, but New York was forced to punt. Kaleb Johnson had runs of 11 and 3 yards and then Jordan Love connected with Chris Brooks for a 15-yard gain. After Matthew Golden's 14-yard reception put the ball at the 8, Matt LaFleur opted for the FG. Love finished 16 of 29 for 145 yards with TD tosses to Christian Watson and MarShawn Lloyd. Smith was 27 of 41 for 247 yards with a TD pass to Garrett Wilson. Braelon Allen also had a 5-yard TD run. Smith threw a 5-yard TD pass to Wilson to give the Jets a 14-7 lead late in the third quarter. The drive stalled and New York settled for Jason Sanders' 32-yard FG to go up 17-7 with 11:04 remaining. Green Bay came right back when Love threw a 3-yard TD pass to Watson. After Skyy Moore returned a punt 63 yards to the Jets' 19, Smack kicked a 34-yarder to tie it with 2:59 remaining. Green Bay took a 7-0 lead with 9:35 left in the second quarter when Love threw a dump-off pass to Lloyd for a 6-yard TD. It was the first NFL TD for Lloyd.

Team Statistics

	Packers	Jets
First Downs	16	21
3rd-Down Eff. (Made/Att/Pct)	1/9/11%	8/19/42%
4th-Down Eff. (Made/Att/Pct)	0/1/0%	0/1/0%
Total Net Yards	199	285
Total Plays	50	72
Yards Per Play	4.0	4.0
Rushes/Net Yards	18/63	27/67
Net Passing	136	218
Pass Attempts/Completions	29/16	41/27
Had Intercepted	0	0
Sacked/Yards Lost	3/9	4/29
Punts/Average	6/54.0	7/49.1
Penalties/Yards	14/133	13/156
Fumbles/Lost	5/1	3/0
Possession Time	26:57	37:40

GAME SUMMARIES



35

WEEK 3

Atlanta Falcons 35, Green Bay Packers 14

76,955 Lambeau Field Sep 24, 2026



14

Atlanta Falcons	7	10	7	11	—	35
Green Bay Packers	7	0	0	7	—	14

Atlanta Falcons Starters

OFFENSE			DEFENSE		
WR	17	Z. Branch	DL	54	B. Dorlus
WR	4	J. Dotson	DL	92	M. Smith
WR	5	D. London	DL	94	L. London
LT	70	J. Matthews	DE	99	C. Thomas
LG	65	M. Bergeron	ILB	0	D. Deablo
C	64	R. Neuzil	LB	22	Y. Abdullah
RG	63	C. Lindstrom	LB	53	K. Daniels
RT	71	J. Taylor	CB	26	C. Henderson
TE	8	K. Pitts Sr.	CB	21	M. Hughes
QB	9	M. Penix Jr.	S	3	J. Bates III
RB	7	B. Robinson	S	31	X. Watts

Green Bay Packers Starters

OFFENSE			DEFENSE		
WR	0	M. Golden	EDGE	90	L. Van Ness
LT	77	J. Morgan	DT	95	D. Wyatt
LG	52	J. Burton	DT	94	K. Brooks
C	75	S. Rhyan	EDGE	99	B. Sorrell
RG	62	J. Monk	LB	44	Z. Franklin
RT	71	A. Belton	LB	56	E. Cooper
TE	85	T. Kraft	CB	2	B. Cisse
WR	9	C. Watson	CB	25	K. Nixon
QB	10	J. Love	S	29	X. McKinney
RB	32	M. Lloyd	S	33	E. Williams
TE	86	M. Redman	S	7	J. Bullard

OFFICIALS: Referee: Shawn Smith (14), **Umpire:** Tra Blake (3), **Line Judge:** Jeff Seeman (45), **Down Judge:** Jay Bilbo (84), **Field Judge:** Dyrol Prioleau (109), **Side Judge:** Keith Parham (41), **Back Judge:** Dino Paganelli (105), **Replay Official:** Mike Wimmer, **Replay Assistant:** Artenzia Young-Seigler

SCORING DRIVES

TEAM	QTR	TIME	SCORING PLAY	ATL	GB
Packers	1	05:13	C.Watson 4 yd. pass from J.Love (T.Smack kick) (9-87, 4:53)	0	7
Falcons	1	01:32	Bi.Robinson 3 yd. run (N.Folk kick) (7-85, 3:41)	7	7
Falcons	2	04:48	N.Folk 44 yd. Field Goal (8-38, 4:47)	10	7
Falcons	2	00:59	A.Hooper 5 yd. pass from M.Penix (N.Folk kick) (8-63, 2:43)	17	7
Falcons	3	03:38	Br.Robinson 7 yd. run (N.Folk kick) (10-92, 6:18)	24	7
Falcons	4	10:57	N.Folk 31 yd. Field Goal (7-79, 4:58)	27	7
Packers	4	08:18	M.Golden 15 yd. pass from J.Love (T.Smack kick) (10-76, 2:39)	27	14
Falcons	4	03:33	Bi.Robinson 2 yd. run (M.Penix-C.Blair pass) (8-67, 4:45)	35	14

ATLANTA FALCONS

PASSING	ATT	CP	YDS	SK/YD	TD	LG	INT	RTG
Michael Penix Jr.	25	18	256	0/0	1	68	1	101.4
TOTAL	**25**	**18**	**256**	**0/0**	**1**	**68**	**1**	**101.4**

RUSHING	ATT	YDS	AVG	LG	TD
Bijan Robinson	29	194	6.7	55	2
Brian Robinson Jr.	10	50	5.0	16	1
Michael Penix Jr.	2	-2	-1.0	-1	0
TOTAL	**41**	**242**	**5.9**	**55**	**3**

RECEIVING	NO	YDS	AVG	LG	TD
Drake London	9	194	21.6	68	0
Bijan Robinson	2	19	9.5	17	0
Austin Hooper	2	11	5.5	6	1
Olamide Zaccheaus	2	9	4.5	5	0
Jahan Dotson	1	11	11.0	11	0
Zachariah Branch	1	7	7.0	7	0
Kyle Pitts Sr.	1	5	5.0	5	0
TOTAL	**18**	**256**	**14.2**	**68**	**1**

TOP DEFENSE	TOT	SOLO	AST	SCK	YDS	INT
C.J. Henderson	8	8	0	0.0	0.0	0
Mike Hughes	7	6	1	0.0	0.0	0
Xavier Watts	5	3	2	0.0	0.0	1

FIELD GOALS	FGM/FGA	PERCENT	RESULTS
Nick Folk	2-2	100.0	44G, 31G
TOTAL	**2-2**	**100.0**	

GREEN BAY PACKERS

PASSING	ATT	CP	YDS	SK/YD	TD	LG	INT	RTG
Jordan Love	53	28	312	1/1	2	45	1	75.4
TOTAL	**53**	**28**	**312**	**1/1**	**2**	**45**	**1**	**75.4**

RUSHING	ATT	YDS	AVG	LG	TD
MarShawn Lloyd	4	11	2.8	6	0
Kaleb Johnson	4	6	1.5	5	0
Jordan Love	1	0	0.0	0	0
TOTAL	**9**	**17**	**1.9**	**6**	**0**

RECEIVING	NO	YDS	AVG	LG	TD
Christian Watson	7	96	13.7	34	1
Matthew Golden	5	100	20.0	45	1
Tucker Kraft	4	26	6.5	9	0
Skyy Moore	3	31	10.3	12	0
J. Michael Sturdivant	3	22	7.3	10	0
Jonnu Smith	2	16	8.0	9	0
MarShawn Lloyd	2	7	3.5	10	0
Kaleb Johnson	1	10	10.0	10	0
Chris Brooks	1	4	4.0	4	0
TOTAL	**28**	**312**	**11.1**	**45**	**2**

TOP DEFENSE	TOT	SOLO	AST	SCK	YDS	INT
Evan Williams	10	4	6	0.0	0.0	0
Zaire Franklin	10	3	7	0.0	0.0	0
Brandon Cisse	7	4	3	0.0	0.0	0

FIELD GOALS	FGM/FGA	PERCENT	RESULTS
Trey Smack	0-1	0.0	47B
TOTAL	**0-1**	**0.0**	

GREEN BAY, Wis. (AP) — Bijan Robinson rushed for 194 yards and two TDs as the Falcons capitalized on the return of Michael Penix Jr. and beat the Green Bay Packers, 35-14, on Thursday night. Atlanta erased an early 7-0 deficit by scoring 27 straight points. Penix went 18 of 25 for 256 yards with one TD and an INT in his first action since tearing his ACL, Nov. 16. Drake London caught nine passes for a career-high 194 yards. Green Bay lost a home opener for the first time since falling 30-22 to the San Francisco 49ers in 2012. Jordan Love went 28 of 53 for 312 yards with two TDs and an INT. Green Bay led 7-0 and had forced an apparent third-and-11 incompletion late in the first quarter when Brenton Cox Jr. was called for roughing the passer. Robinson delivered a 55-yard carry on the next play to set up his own 3-yard TD run. Atlanta controlled the rest of the first half and led 17-7 at the break. Nick Folk put Atlanta ahead by hitting a 44-yard FG with 4:48 left in the second quarter. After Atlanta's Zach Harrison blocked Trey Smack's 47-yard FG attempt, Penix threw a 5-yard TD pass to Austin Hooper on third-and-goal with 59 seconds left in the half.

Team Statistics	Falcons	Packers
First Downs	25	18
3rd-Down Eff. (Made/Att/Pct)	6/10/60%	6/15/40%
4th-Down Eff. (Made/Att/Pct)	0/0/0%	2/3/67%
Total Net Yards	498	328
Total Plays	66	63
Yards Per Play	7.5	5.2
Rushes/Net Yards	41/242	9/17
Net Passing	256	311
Pass Attempts/Completions	25/18	53/28
Had Intercepted	1	1
Sacked/Yards Lost	0/0	1/1
Punts/Average	2/45.5	5/50.0
Penalties/Yards	6/83	6/45
Fumbles/Lost	0/0	1/0
Possession Time	37:05	22:55

GAME SUMMARIES

WEEK 4

Green Bay Packers 17, Tampa Bay Buccaneers 14

61,467 Raymond James Stadium Oct 4, 2026

17 — 14

Green Bay Packers	**0**	**10**	**7**	**0**	**— 17**
Tampa Bay Buccaneers	**0**	**7**	**0**	**7**	**— 14**

Tampa Bay Buccaneers Starters

OFFENSE			DEFENSE		
WR	17	T. Hurst III	OLB	0	Y. Diaby
LT	78	T. Wirfs	NT	50	V. Vea
LG	68	B. Bredeson	DL	91	A. Robinson
C	62	G. Barton	OLB	97	A. Muhammad
RG	69	C. Mauch	LB	45	J. Trotter
RT	67	L. Goedeke	LB	34	A. Anzalone
TE	88	C. Otton	CB	27	Z. McCollum
WR	2	E. Egbuka	CB	25	J. Parrish
QB	10	J. Daniels	S	23	T. Smith
RB	1	K. Gainwell	S	31	A. Winfield Jr.
RB	7	B. Irving			

Green Bay Packers Starters

OFFENSE			DEFENSE		
LT	77	J. Morgan	EDGE	90	L. Van Ness
LG	72	L. Tomlinson	DT	95	D. Wyatt
C	75	S. Rhyan	DT	94	K. Brooks
RG	79	T. Glover	EDGE	99	B. Sorrell
RT	71	A. Belton	LB	44	Z. Franklin
TE	85	T. Kraft	LB	56	E. Cooper
WR	9	C. Watson	CB	2	B. Cisse
QB	10	J. Love	CB	25	K. Nixon
RB	30	C. Brooks	S	29	X. McKinney
TE	86	M. Redman	S	33	E. Williams
TE	81	J. Whyle	S	7	J. Bullard

SCORING DRIVES

TEAM	QTR	TIME	SCORING PLAY	GB	TB
Packers	2	12:54	M.Golden 2 yd. pass from J.Love (T.Smack kick) (16-68, 9:16)	7	0
Buccaneers	2	05:13	S.Tucker 2 yd. run (C.McLaughlin kick) (9-54, 5:14)	7	7
Packers	2	00:00	T.Smack 58 yd. Field Goal (3-4, 0:34)	10	7
Packers	3	10:32	T.Kraft 2 yd. pass from J.Love (T.Smack kick) (8-80, 4:28)	17	7
Buccaneers	4	14:49	K.Gainwell 10 yd. pass from J.Daniels (C.McLaughlin kick) (12-84, 6:28)	17	14

GREEN BAY PACKERS

PASSING	ATT	CP	YDS	SK/YD	TD	LG	INT	RTG
Jordan Love	30	22	197	0/0	2	25	1	98.9
TOTAL	**30**	**22**	**197**	**0/0**	**2**	**25**	**1**	**98.9**

RUSHING	ATT	YDS	AVG	LG	TD
Kaleb Johnson	8	42	5.3	31	0
Chris Brooks	4	30	7.5	27	0
MarShawn Lloyd	7	13	1.9	5	0
Matthew Golden	1	6	6.0	6	0
Tucker Kraft	1	3	3.0	3	0
Jordan Love	4	-8	-2.0	4	0
TOTAL	**25**	**86**	**3.4**	**31**	**0**

RECEIVING	NO	YDS	AVG	LG	TD
Tucker Kraft	6	42	7.0	17	1
MarShawn Lloyd	5	36	7.2	16	0
Christian Watson	3	47	15.7	18	0
Matthew Golden	3	21	7.0	13	1
Mark Redman	2	29	14.5	25	0
Jonnu Smith	1	19	19.0	19	0
Chris Brooks	1	5	5.0	5	0
Skyy Moore	1	-2	-2.0	-2	0
TOTAL	**22**	**197**	**9.0**	**25**	**2**

TOP DEFENSE	TOT	SOLO	AST	SCK	YDS	INT
Edgerrin Cooper	9	4	5	1.0	0.0	1
Zaire Franklin	8	3	5	0.0	0.0	0
Keisean Nixon	7	4	3	0.0	0.0	0

FIELD GOALS	FGM/FGA	PERCENT	RESULTS
Trey Smack	1-1	100.0	58G
TOTAL	**1-1**	**100.0**	

TAMPA BAY BUCCANEERS

PASSING	ATT	CP	YDS	SK/YD	TD	LG	INT	RTG
Jalon Daniels	27	19	148	3/14	1	21	2	65.0
TOTAL	**27**	**19**	**148**	**3/14**	**1**	**21**	**2**	**65.0**

RUSHING	ATT	YDS	AVG	LG	TD
Bucky Irving	16	61	3.8	7	0
Jalon Daniels	8	55	6.9	21	0
Sean Tucker	3	10	3.3	8	1
Tez Johnson	1	10	10.0	10	0
Kenny Gainwell	3	5	1.7	4	0
TOTAL	**31**	**141**	**4.5**	**21**	**1**

RECEIVING	NO	YDS	AVG	LG	TD
Chris Godwin Jr.	6	31	5.2	13	0
Cade Otton	4	37	9.3	13	0
Ted Hurst III	2	25	12.5	21	0
Kenny Gainwell	2	22	11.0	12	1
Tez Johnson	2	17	8.5	15	0
Emeka Egbuka	2	13	6.5	8	0
Kameron Johnson	1	3	3.0	3	0
TOTAL	**19**	**148**	**7.8**	**21**	**1**

TOP DEFENSE	TOT	SOLO	AST	SCK	YDS	INT
Josiah Trotter	9	7	2	0.0	0.0	0
Antoine Winfield Jr.	6	5	1	0.0	0.0	0
Tykee Smith	6	4	2	0.0	0.0	0

FIELD GOALS	FGM/FGA	PERCENT	RESULTS
Chase McLaughlin	0-0	0	
TOTAL	**0-0**	**0.0**	

Jordan Love threw two TD passes and the Packers overcame two fourth-quarter turnovers to beat the Tampa Bay Buccaneers, 17-14, on Sunday. Jalon Daniels threw two picks that led to 10 points in his first career start filling in for Baker Mayfield. Tykee Smith forced Kaleb Johnson to fumble inside the 5 with just over nine minutes left in the game. A'Shawn Robinson recovered at the 4 but the drive went nowhere. The Packers then had a first-and-15 at the Buccaneers 26 when Jacob Parrish picked Love's pass and gave Tampa Bay the ball at the 15. Head coach Todd Bowles passed up a 65-yard FG attempt by Chase McLaughlin. Love tossed a 2-yard TD pass to Matthew Golden on fourth down to give the Packers a 7-0 lead in the second quarter. Evan Williams made a sliding INT near the sideline to give Green Bay the ball at the 32. Love connected with Tucker Kraft for 10 yards on fourth-and-1 to keep the drive going. The Packers turned an INT by Edgerrin Cooper in the final minute of the first half into a FG. Trey Smack kicked a 58-yarder to give Green Bay a 10-7 lead. Love's 2-yard TD pass to Kraft on the opening drive of the third quarter extended the lead to 17-7. Daniels connected with Kenneth Gainwell on a 10-yard TD pass to cut the deficit to 17-14 early in the fourth quarter.

Team Statistics

	Packers	Buccaneers
First Downs	15	19
3rd-Down Eff. (Made/Att/Pct)	2/10/20%	5/12/42%
4th-Down Eff. (Made/Att/Pct)	3/3/100%	2/3/67%
Total Net Yards	283	275
Total Plays	55	61
Yards Per Play	5.1	4.5
Rushes/Net Yards	25/86	31/141
Net Passing	197	134
Pass Attempts/Completions	30/22	27/19
Had Intercepted	1	2
Sacked/Yards Lost	0/0	3/14
Punts/Average	4/45.0	4/40.0
Penalties/Yards	10/68	4/17
Fumbles/Lost	2/1	1/0
Possession Time	30:10	29:50

GAME SUMMARIES



7

WEEK 5

Green Bay Packers 31, Chicago Bears 7

77,755 Lambeau Field Oct 11, 2026



31

Chicago Bears	0	7	0	0	—	7
Green Bay Packers	7	7	9	8	—	31

Chicago Bears Starters

OFFENSE			DEFENSE		
LT	79	T. Benedet	DL	98	M. Sweat
LG	62	J. Thuney	DL	98	M. Sweat
C	67	G. Bradbury	DL	93	K. Street
RG	73	J. Jackson	DL	93	K. Street
ROT	58	D. Wright	DL	93	K. Street
QB	17	T. Bagent	DL	50	G. Jarrett
RB	4	D. Swift	DL	50	G. Jarrett
TE	84	C. Loveland	DL	97	J. Lynch
WR	15	R. Odunze	CB	1	J. Johnson
WR	10	L. Burden III	CB	29	T. Stevenson Sr.
WR	14	K. Raymond	LB	12	D. Bush
			LB	53	T. Edwards
			LB	48	D. Jackson
			S	31	D. Thieneman
			S	32	X. Woods

Green Bay Packers Starters

OFFENSE			DEFENSE		
WR	0	M. Golden	EDGE	90	L. Van Ness
LT	77	J. Morgan	DT	95	D. Wyatt
LG	72	L. Tomlinson	DT	94	K. Brooks
C	75	S. Rhyan	EDGE	99	B. Sorrell
RG	79	T. Glover	LB	44	Z. Franklin
RT	71	A. Belton	LB	58	I. McDuffie
TE	85	T. Kraft	CB	2	B. Cisse
WR	9	C. Watson	CB	25	K. Nixon
QB	10	J. Love	S	29	X. McKinney
RB	32	M. Lloyd	S	33	E. Williams
TE	86	M. Redman	S	7	J. Bullard

SCORING DRIVES

TEAM	QTR	TIME	SCORING PLAY	CHI	GB
Packers	1	05:51	C.Watson 42 yd. pass from J.Love (T.Smack kick) (10-91, 6:13)	0	7
Packers	2	14:56	M.Lloyd 7 yd. run (T.Smack kick) (10-45, 5:36)	0	14
Bears	2	01:53	D.Swift 1 yd. run (C.Santos kick) (16-78, 9:10)	7	14
Packers	3	13:10	C.Watson 53 yd. pass from J.Love (kick failed, wl) (4-72, 1:50)	7	20
Packers	3	01:58	T.Smack 35 yd. Field Goal (5-45, 2:10)	7	23
Packers	4	14:55	M.Lloyd 4 yd. run (J.Love-M.Golden pass) (3-55, 0:39)	7	31

CHICAGO BEARS

PASSING	ATT	CP	YDS	SK/YD	TD	LG	INT	RTG
Case Keenum	19	11	108	2/13	0	23	1	52.1
Tyson Bagent	21	12	87	2/17	0	17	2	27.4
TOTAL	**40**	**23**	**195**	**4/30**	**0**	**23**	**3**	**39.1**

RUSHING	ATT	YDS	AVG	LG	TD
D'Andre Swift	9	43	4.8	12	1
Tyson Bagent	3	17	5.7	7	0
Zavion Thomas	1	11	11.0	11	0
Roschon Johnson	5	6	1.2	3	0
Case Keenum	1	4	4.0	4	0
Luther Burden III	4	2	0.5	7	0
Kalif Raymond	1	-2	-2.0	-2	0
TOTAL	**24**	**81**	**3.4**	**12**	**1**

RECEIVING	NO	YDS	AVG	LG	TD
Roschon Johnson	5	34	6.8	9	0
Luther Burden III	4	47	11.8	23	0
D'Andre Swift	4	30	7.5	13	0
Rome Odunze	3	40	13.3	20	0
Kalif Raymond	3	6	2.0	6	0
Colston Loveland	2	19	9.5	12	0
Zavion Thomas	1	11	11.0	11	0
Cole Kmet	1	8	8.0	8	0
TOTAL	**23**	**195**	**8.5**	**23**	**0**

TOP DEFENSE	TOT	SOLO	AST	SCK	YDS	INT
Devin Bush	8	3	5	0.0	0.0	0
Dillon Thieneman	7	5	2	0.0	0.0	0
Austin Booker	5	4	1	2.0	9.0	0

FIELD GOALS	FGM/FGA	PERCENT	RESULTS
Cairo Santos	0-1	0.0	43WL
TOTAL	**0-1**	**0.0**	

GREEN BAY PACKERS

PASSING	ATT	CP	YDS	SK/YD	TD	LG	INT	RTG
Jordan Love	31	25	367	2/9	2	53t	0	137.5
TOTAL	**31**	**25**	**367**	**2/9**	**2**	**53t**	**0**	**137.5**

RUSHING	ATT	YDS	AVG	LG	TD
MarShawn Lloyd	10	31	3.1	10	2
Kaleb Johnson	7	26	3.7	23	0
Pierre Strong Jr.	5	7	1.4	5	0
Jordan Love	1	6	6.0	6	0
Tucker Kraft	1	2	2.0	2	0
Tyrod Taylor	2	-2	-1.0	-1	0
TOTAL	**26**	**70**	**2.7**	**23**	**2**

RECEIVING	NO	YDS	AVG	LG	TD
Christian Watson	6	143	23.8	53t	2
Matthew Golden	6	123	20.5	50	0
Tucker Kraft	5	64	12.8	46	0
Bo Melton	3	20	6.7	8	0
Pierre Strong Jr.	3	11	3.7	8	0
MarShawn Lloyd	1	6	6.0	6	0
Skyy Moore	1	0	0.0	0	0
TOTAL	**25**	**367**	**14.7**	**53t**	**2**

TOP DEFENSE	TOT	SOLO	AST	SCK	YDS	INT
Evan Williams	11	7	4	0.0	0.0	0
Zaire Franklin	9	6	3	0.0	0.0	0
Javon Bullard	7	4	3	0.0	0.0	0

FIELD GOALS	FGM/FGA	PERCENT	RESULTS
Trey Smack	1-3	33.3	35G, 43WL, 47WR
TOTAL	**1-3**	**33.3**	

GREEN BAY, Wis. — Christian Watson caught two long TD passes from Jordan Love, MarShawn Lloyd scored twice and the Packers forced five turnovers, trouncing the Bears, 31-7, on Sunday. Xavier McKinney intercepted two passes from Tyson Bagent, who went 12 of 21 for 87 yards. Case Keenum took over early in the fourth quarter and went 10 of 15 for 101 yards with an INT and a fumble. Watson caught six passes for 143 yards, including a 42-yard TD in the first quarter and a 53-yard score in the third. Matthew Golden added a career-high 123 yards receiving while matching a career best with six catches. Chicago turned the ball over on four straight second-half possessions. The Packers outgained the Bears, 130 yards to 9, in the first quarter while controlling the ball for 11 minutes, 45 seconds. Watson's first TD capped a 91-yard drive on Green Bay's first possession. Two plays later, McKinney's first INT gave Green Bay the ball at Chicago's 45-yard line. Lloyd capped Green Bay's ensuing possession by running over Jaylon Johnson and scoring from 7 yards out on the first play of the second quarter. It was the first career TD run for Lloyd. Chicago cut Green Bay's lead to 14-7 when D'Andre Swift scored from 1 yard out on fourth-and-goal in the second quarter. Green Bay regained control after halftime on Watson's second TD. Watson was well covered, but he made the catch by reaching his arms over the helmet of safety Dillon Thieneman.

Team Statistics

	Bears	Packers
First Downs	17	18
3rd-Down Eff. (Made/Att/Pct)	4/14/29%	4/12/33%
4th-Down Eff. (Made/Att/Pct)	2/5/40%	1/1/100%
Total Net Yards	246	428
Total Plays	68	59
Yards Per Play	3.6	7.3
Rushes/Net Yards	24/81	26/70
Net Passing	165	358
Pass Attempts/Completions	40/23	31/25
Had Intercepted	3	0
Sacked/Yards Lost	4/30	2/9
Punts/Average	4/53.0	4/55.3
Penalties/Yards	3/20	4/25
Fumbles/Lost	2/2	1/0
Possession Time	29:36	30:24

GAME SUMMARIES



13

WEEK 6

Green Bay Packers 23, Dallas Cowboys 13

77,383 Lambeau Field Oct 18, 2026



23

Dallas Cowboys	**0**	**0**	**7**	**6**	**—**	**13**
Green Bay Packers	**7**	**10**	**3**	**3**	**—**	**23**

Dallas Cowboys Starters

OFFENSE			DEFENSE		
WR	3	G. Pickens	OLB	7	R. Gary
LT	60	T. Guyton	DT	97	K. Clark
LG	73	T. Smith	DT	92	Q. Williams
C	56	C. Beebe	OLB	57	M. Lawrence
RG	52	T. Booker	LB	55	J. Barham
RT	78	T. Steele	LB	53	D. Winters
TE	89	B. Spann-Ford	CB	26	D. Bland
QB	4	D. Prescott	DB	13	C. Downs
RB	33	J. Williams	CB	25	J. Porter Jr.
WR	19	R. Flournoy	S	14	M. Bell
WR	88	C. Lamb	S	24	M. Hooker

Green Bay Packers Starters

OFFENSE			DEFENSE		
WR	0	M. Golden	EDGE	90	L. Van Ness
WR	83	S. Williams	DT	95	D. Wyatt
LT	77	J. Morgan	DT	94	K. Brooks
LG	72	L. Tomlinson	EDGE	99	B. Sorrell
C	75	S. Rhyan	LB	44	Z. Franklin
RG	79	T. Glover	LB	58	I. McDuffie
RT	71	A. Belton	CB	2	B. Cisse
TE	85	T. Kraft	CB	25	K. Nixon
WR	9	C. Watson	S	29	X. McKinney
QB	10	J. Love	S	33	E. Williams
RB	32	M. Lloyd	S	7	J. Bullard

SCORING DRIVES

TEAM	QTR	TIME	SCORING PLAY	DAL	GB
Packers	1	04:43	M.Golden 9 yd. pass from J.Love (T.Smack kick) (14-90, 6:30)	0	7
Packers	2	05:58	T.Smack 25 yd. Field Goal (15-73, 8:17)	0	10
Packers	2	00:23	J.Love 1 yd. run (T.Smack kick) (9-77, 1:27)	0	17
Cowboys	3	09:19	J.Williams 1 yd. run (B.Aubrey kick) (9-46, 4:32)	7	17
Packers	3	05:02	T.Smack 44 yd. Field Goal (11-42, 4:17)	7	20
Packers	4	10:06	T.Smack 29 yd. Field Goal (9-38, 3:24)	7	23
Cowboys	4	00:44	R.Flournoy 6 yd. pass from D.Prescott (pass failed) (13-78, 2:17)	13	23

DALLAS COWBOYS

PASSING	ATT	CP	YDS	SK/YD	TD	LG	INT	RTG
Dak Prescott	54	34	258	1/3	1	21	2	65.2
TOTAL	**54**	**34**	**258**	**1/3**	**1**	**21**	**2**	**65.2**

RUSHING	ATT	YDS	AVG	LG	TD
Javonte Williams	11	41	3.7	8	1
Dak Prescott	2	7	3.5	7	0
Tyler Goodson	2	0	0.0	2	0
TOTAL	**15**	**48**	**3.2**	**8**	**1**

RECEIVING	NO	YDS	AVG	LG	TD
CeeDee Lamb	9	70	7.8	17	0
Ryan Flournoy	7	40	5.7	11	1
George Pickens	6	73	12.2	21	0
Brevyn Spann-Ford	4	35	8.8	13	0
Hunter Luepke	3	9	3.0	5	0
Jake Ferguson	2	13	6.5	7	0
Javonte Williams	2	9	4.5	9	0
Tyler Goodson	1	9	9.0	9	0
TOTAL	**34**	**258**	**7.6**	**21**	**1**

TOP DEFENSE	TOT	SOLO	AST	SCK	YDS	INT
Caleb Downs	12	6	6	0.0	0.0	0
Markquese Bell	5	4	1	0.0	0.0	0
Jaishawn Barham	4	4	0	0.0	0.0	0

FIELD GOALS	FGM/FGA	PERCENT	RESULTS
Brandon Aubrey	0-0	0	(0)
TOTAL	**0-0**	**0.0**	

GREEN BAY PACKERS

PASSING	ATT	CP	YDS	SK/YD	TD	LG	INT	RTG
Jordan Love	41	23	276	3/15	1	37	1	74.8
TOTAL	**41**	**23**	**276**	**3/15**	**1**	**37**	**1**	**74.8**

RUSHING	ATT	YDS	AVG	LG	TD
Pierre Strong Jr.	11	28	2.5	6	0
Jordan Love	4	12	3.0	13	1
MarShawn Lloyd	8	10	1.3	4	0
Savion Williams	2	9	4.5	5	0
Kaleb Johnson	1	-2	-2.0	-2	0
TOTAL	**26**	**57**	**2.2**	**13**	**1**

RECEIVING	NO	YDS	AVG	LG	TD
Matthew Golden	6	104	17.3	37	1
Pierre Strong Jr.	5	39	7.8	14	0
Tucker Kraft	5	37	7.4	14	0
Savion Williams	4	32	8.0	15	0
Christian Watson	3	64	21.3	28	0
TOTAL	**23**	**276**	**12.0**	**37**	**1**

TOP DEFENSE	TOT	SOLO	AST	SCK	YDS	INT
Keisean Nixon	8	8	0	0.0	0.0	0
Evan Williams	6	5	1	0.0	0.0	1
Javon Bullard	6	4	2	0.0	0.0	0

FIELD GOALS	FGM/FGA	PERCENT	RESULTS
Trey Smack	3-3	100.0	25G, 44G, 29G
TOTAL	**3-3**	**100.0**	

GREEN BAY, Wis. — Jordan Love threw a TD pass and scored on a 1-yard keeper to beat the Cowboys, 23-13, on Sunday night. Love went 23 of 41 for 276 yards with one INT. Love's 9-yard TD pass to Matthew Golden capped Green Bay's first series and put the Packers ahead for good. The Packers are 11-1-1 in their last 13 meetings with the Cowboys, including a tie last season in Arlington, Texas. The Packers have won three straight (weeks 4-6) and in each of those three wins, the Packers have allowed 14 points or fewer. The last time Green Bay allowed no more than 14 points to three straight opponents was in 2016. Green Bay intercepted Dak Prescott's passes twice to thwart second-quarter scoring opportunities. Prescott went 34 of 54 for 258 yards. He threw a 6-yard TD pass to Ryan Flournoy with 44 seconds left, but couldn't connect with CeeDee Lamb on a two-point conversion attempt. Dallas trailed 17-0 at halftime. This game featured 22 penalties — 11 by each team. Dallas had 108 penalty yards, while Green Bay had 96. Prescott's two turnovers proved costly. Dallas was inside Green Bay's 30 on consecutive possessions when Evan Williams and Brandon Cisse intercepted passes.

Team Statistics	Cowboys	Packers
First Downs	24	20
3rd-Down Eff. (Made/Att/Pct)	5/13/38%	11/18/61%
4th-Down Eff. (Made/Att/Pct)	2/4/50%	1/1/100%
Total Net Yards	303	318
Total Plays	70	70
Yards Per Play	4.3	4.5
Rushes/Net Yards	15/48	26/57
Net Passing	255	261
Pass Attempts/Completions	54/34	41/23
Had Intercepted	2	1
Sacked/Yards Lost	1/3	3/15
Punts/Average	3/45.0	3/50.3
Penalties/Yards	11/108	11/96
Fumbles/Lost	1/0	0/0
Possession Time	29:09	30:51

GAME SUMMARIES



17

WEEK 7

Detroit Lions 20, Green Bay Packers 17

64,008 Ford Field Oct 25, 2026



20

Green Bay Packers	**7**	**0**	**7**	**3**	**17**
Detroit Lions	**7**	**3**	**7**	**3**	**20**

Detroit Lions Starters

OFFENSE			DEFENSE		
WR	1	J. Williams	EDGE	97	A. Hutchinson
WR	14	A. St. Brown	EDGE	98	D. Wonnum
LT	58	P. Sewell	DL	54	A. McNeill
LG	73	C. Mahogany	DL	91	T. Williams
C	64	C. Mays	LB	55	D. Barnes
RG	69	T. Ratledge	LB	46	J. Campbell
RT	76	B. Miller	CB	4	D. Reed
TE	89	B. Wright	CB	21	R. McCreary
TE	87	S. LaPorta	CB	2	E. Rakestraw Jr.
QB	16	J. Goff	S	36	C. Clark
RB	0	J. Gibbs	S	32	B. Branch

Green Bay Packers Starters

OFFENSE			DEFENSE		
WR	0	M. Golden	EDGE	90	L. Van Ness
WR	83	S. Williams	DT	95	D. Wyatt
LT	77	J. Morgan	DT	94	K. Brooks
LG	72	L. Tomlinson	DT	55	C. McClellan
C	75	S. Rhyan	EDGE	99	B. Sorrell
RG	79	T. Glover	LB	59	T. Hopper
RT	71	A. Belton	LB	58	I. McDuffie
TE	85	T. Kraft	CB	2	B. Cisse
WR	9	C. Watson	CB	25	K. Nixon
QB	10	J. Love	S	29	X. McKinney
RB	8	J. Jacobs	S	33	E. Williams

SCORING DRIVES

TEAM	QTR	TIME	SCORING PLAY	GB	DET
Lions	1	07:00	J.Williams 16 yd. pass from J.Goff (J.Bates kick) (6-80, 3:23)	0	7
Packers	1	00:58	T.Kraft 14 yd. pass from J.Love (T.Smack kick) (12-74, 6:02)	7	7
Lions	2	12:36	J.Bates 40 yd. Field Goal (6-55, 3:22)	7	10
Packers	3	12:14	J.Jacobs 25 yd. pass from J.Love (T.Smack kick) (5-42, 1:58)	14	10
Lions	3	06:33	J.Williams 10 yd. pass from J.Goff (J.Bates kick) (10-80, 5:41)	14	17
Packers	4	07:10	T.Smack 43 yd. Field Goal (12-61, 6:34)	17	17
Lions	4	00:00	J.Bates 22 yd. Field Goal (10-71, 3:21)	17	20

GREEN BAY PACKERS

PASSING	ATT	CP	YDS	SK/YD	TD	LG	INT	RTG
Jordan Love	45	27	274	1/10	2	28	1	83.0
TOTAL	**45**	**27**	**274**	**1/10**	**2**	**28**	**1**	**83.0**

RUSHING	ATT	YDS	AVG	LG	TD
Josh Jacobs	11	36	3.3	10	0
MarShawn Lloyd	6	20	3.3	6	0
Savion Williams	2	4	2.0	3	0
TOTAL	**19**	**60**	**3.2**	**10**	**0**

RECEIVING	NO	YDS	AVG	LG	TD
Matthew Golden	6	39	6.5	22	0
Christian Watson	5	57	11.4	28	0
Josh Jacobs	5	55	11.0	25t	1
Tucker Kraft	4	48	12.0	22	1
Savion Williams	3	47	15.7	27	0
MarShawn Lloyd	2	15	7.5	6	0
Jonnu Smith	1	9	9.0	9	0
Bo Melton	1	4	4.0	4	0
TOTAL	**27**	**274**	**10.1**	**28**	**2**

TOP DEFENSE	TOT	SOLO	AST	SCK	YDS	INT
Isaiah McDuffie	11	5	6	0.0	0.0	0
Xavier McKinney	9	3	6	0.0	0.0	0
Brandon Cisse	7	5	2	0.0	0.0	0

FIELD GOALS	FGM/FGA	PERCENT	RESULTS
Trey Smack	1-3	33.3	26WR, 43G, 35B
TOTAL	**1-3**	**33.3**	

DETROIT LIONS

PASSING	ATT	CP	YDS	SK/YD	TD	LG	INT	RTG
Jared Goff	32	22	303	1/7	2	40	0	119.7
TOTAL	**32**	**22**	**303**	**1/7**	**2**	**40**	**0**	**119.7**

RUSHING	ATT	YDS	AVG	LG	TD
Jahmyr Gibbs	29	116	4.0	15	0
Sione Vaki	1	5	5.0	5	0
Jared Goff	2	-1	-0.5	0	0
Amon-Ra St. Brown	1	-1	-1.0	-1	0
TOTAL	**33**	**119**	**3.6**	**15**	**0**

RECEIVING	NO	YDS	AVG	LG	TD
Amon-Ra St. Brown	9	153	17.0	40	0
Jameson Williams	5	91	18.2	30	2
Jahmyr Gibbs	5	27	5.4	15	0
Sam LaPorta	1	18	18.0	18	0
Isaac TeSlaa	1	10	10.0	10	0
Tyler Conklin	1	4	4.0	4	0
TOTAL	**22**	**303**	**13.8**	**40**	**2**

TOP DEFENSE	TOT	SOLO	AST	SCK	YDS	INT
Jack Campbell	11	8	3	0.0	0.0	0
Derrick Barnes	6	4	2	0.0	0.0	0
Chuck Clark	5	3	2	0.0	0.0	0

FIELD GOALS	FGM/FGA	PERCENT	RESULTS
Jake Bates	2-2	100.0	40G, 22G
TOTAL	**2-2**	**100.0**	

DETROIT (AP) — Jake Bates made a 22-yard FG as time expired to give Detroit a 20-17 win over the Green Bay Packers on Sunday. Dan Campbell went for it on fourth-and-1 from his 24 with just under five minutes to play and Jahmyr Gibbs was stopped for no gain. One play after Jordan Love put a pass on Josh Jacobs' hands for an incompletion, rookie Trey Smack missed a 35-yard FG after D.J. Wonnum got a finger on the football. Jared Goff connected with Sam LaPorta on an 18-yard pass and Karl Brooks was called for a late hit on the quarterback. Gibbs had a 15-yard run and Brooks was called for being offside on third-and-5, giving Detroit a first down at the Packers 15. The Lions entered the game with only one turnover and lost two fumbles that took away chances for them to add to three-point leads late in the first half and early in the third quarter. The second turnover set up Love's 25-yard TD pass to Jacobs for a 14-10 Green Bay lead. Detroit retook the lead on the ensuing drive on Goff's 10-yard scoring pass to Jameson Williams. The Lions went for it on fourth-and-5 from the Green Bay 6 late in the third and Goff threw incomplete. Matt LaFleur passed on a FG while trailing by three in the second quarter, and Love's pass to Matthew Golden was stopped for no gain on fourth-and-4 from the Detroit 7. Jacobs made his season debut and had five receptions for 55 yards and a TD, and 11 carries for 36 yards.

Team Statistics	Packers	Lions
First Downs	17	26
3rd-Down Eff. (Made/Att/Pct)	5/15/33%	5/10/50%
4th-Down Eff. (Made/Att/Pct)	3/4/75%	0/2/0%
Total Net Yards	324	415
Total Plays	65	66
Yards Per Play	5.0	6.3
Rushes/Net Yards	19/60	33/119
Net Passing	264	296
Pass Attempts/Completions	45/27	32/22
Had Intercepted	1	0
Sacked/Yards Lost	1/10	1/7
Punts/Average	2/50.0	2/52.0
Penalties/Yards	8/81	5/50
Fumbles/Lost	0/0	3/2
Possession Time	29:59	30:01

GAME SUMMARIES



19

WEEK 8

Green Bay Packers 27, Carolina Panthers 19

76,957 Lambeau Field Oct 29, 2026



27

Carolina Panthers	3	7	3	6	—	19
Green Bay Packers	6	14	7	0	—	27

Carolina Panthers Starters

OFFENSE			DEFENSE		

Green Bay Packers Starters

OFFENSE			DEFENSE		
WR	0	M. Golden	EDGE	90	L. Van Ness
WR	83	S. Williams	DT	95	D. Wyatt
LT	77	J. Morgan	DT	94	K. Brooks
LG	65	A. Banks	EDGE	99	B. Sorrell
C	73	J. Williams	LB	59	T. Hopper
RG	72	L. Tomlinson	LB	58	I. McDuffie
RT	71	A. Belton	CB	2	B. Cisse
TE	85	T. Kraft	CB	25	K. Nixon
WR	9	C. Watson	S	29	X. McKinney
QB	10	J. Love	S	33	E. Williams
RB	8	J. Jacobs	S	7	J. Bullard

OFFICIALS: Referee: Scott Novak (1), **Umpire:** Mike Morton (89), **Line Judge:** Mark Stewart (75), **Down Judge:** Brian Sakowski (112), **Field Judge:** John Jenkins (117), **Side Judge:** Don Willard (58), **Back Judge:** Tony Josselyn (67), **Replay Official:** Matt Sumstine, **Replay Assistant:** Jamie Williams

SCORING DRIVES

TEAM	QTR	TIME	SCORING PLAY	CAR	GB
Panthers	1	11:43	R.Fitzgerald 39 yd. Field Goal (6-8, 3:12)	3	0
Packers	1	05:08	T.Kraft 12 yd. pass from J.Love (kick failed, hlu) (8-56, 3:33)	3	6
Panthers	2	14:57	C.Hubbard 1 yd. run (R.Fitzgerald kick) (13-65, 5:11)	10	6
Packers	2	06:33	J.Jacobs 1 yd. run (T.Smack kick) (9-90, 4:47)	10	13
Packers	2	01:46	M.Golden 24 yd. pass from J.Love (T.Smack kick) (8-43, 3:32)	10	20
Packers	3	07:30	J.Jacobs 4 yd. pass from J.Love (T.Smack kick) (8-50, 4:48)	10	27
Panthers	3	04:07	R.Fitzgerald 50 yd. Field Goal (8-37, 3:23)	13	27
Panthers	4	05:37	J.Coker 26 yd. pass from B.Young (pass failed) (12-70, 5:03)	19	27

CAROLINA PANTHERS

PASSING	ATT	CP	YDS	SK/YD	TD	LG	INT	RTG
Bryce Young	41	23	209	6/33	1	26t	1	68.0
TOTAL	**41**	**23**	**209**	**6/33**	**1**	**26t**	**1**	**68.0**

RUSHING	ATT	YDS	AVG	LG	TD
Chuba Hubbard	22	81	3.7	18	1
Trevor Etienne	1	1	1.0	1	0
TOTAL	**23**	**82**	**3.6**	**18**	**1**

RECEIVING	NO	YDS	AVG	LG	TD
Chuba Hubbard	7	38	5.4	11	0
Tetairoa McMillan	6	58	9.7	14	0
John Metchie III	3	14	4.7	6	0
Jalen Coker	2	36	18.0	26t	1
Mitchell Evans	2	22	11.0	17	0
Tommy Tremble	1	19	19.0	19	0
Brycen Tremayne	1	11	11.0	11	0
Darren Waller	1	11	11.0	11	0
TOTAL	**23**	**209**	**9.1**	**26t**	**1**

TOP DEFENSE	TOT	SOLO	AST	SCK	YDS	INT
Marco Wilson	8	6	2	0.0	0.0	0
Zakee Wheatley	7	4	3	0.0	0.0	1
Devin Lloyd	7	3	4	0.0	0.0	0

FIELD GOALS	FGM/FGA	PERCENT	RESULTS
Ryan Fitzgerald	2-2	100.0	39G, 50G
TOTAL	**2-2**	**100.0**	

GREEN BAY PACKERS

PASSING	ATT	CP	YDS	SK/YD	TD	LG	INT	RTG
Jordan Love	41	30	288	0/0	3	53	1	106.6
TOTAL	**41**	**30**	**288**	**0/0**	**3**	**53**	**1**	**106.6**

RUSHING	ATT	YDS	AVG	LG	TD
Josh Jacobs	21	39	1.9	6	1
Savion Williams	1	18	18.0	18	0
MarShawn Lloyd	3	7	2.3	5	0
Pierre Strong Jr.	1	2	2.0	2	0
TOTAL	**26**	**66**	**2.5**	**18**	**1**

RECEIVING	NO	YDS	AVG	LG	TD
Christian Watson	8	113	14.1	53	0
Matthew Golden	7	79	11.3	24t	1
Tucker Kraft	6	53	8.8	14	1
Josh Jacobs	6	13	2.2	5	1
J. Michael Sturdivant	1	16	16.0	16	0
MarShawn Lloyd	1	9	9.0	9	0
Savion Williams	1	5	5.0	5	0
TOTAL	**30**	**288**	**9.6**	**53**	**3**

TOP DEFENSE	TOT	SOLO	AST	SCK	YDS	INT
Evan Williams	10	7	3	0.0	0.0	0
Isaiah McDuffie	10	3	7	0.0	0.0	0
Ty'Ron Hopper	8	6	2	1.0	0.0	1

FIELD GOALS	FGM/FGA	PERCENT	RESULTS
Trey Smack	0-0	0	
TOTAL	**0-0**	**0.0**	

GREEN BAY, Wis. — Jordan Love threw three TD passes, Josh Jacobs scored twice and the Packers withstood three turnovers and Carolina's late comeback attempt to beat the Panthers, 27-19. Love went 30 of 41 for 288 yards with TD passes to Tucker Kraft, Matthew Golden and Jacobs plus an INT. Green Bay hasn't allowed any of its last five opponents to exceed 20 points. After trailing, 27-10, in the third quarter, Carolina cut Green Bay's lead to 27-19 on Bryce Young's 26-yard TD pass to Jalen Coker on a fourth-and-3 play with 5:37 remaining. Young's ensuing two-point conversion pass was incomplete. Carolina got one last chance from its own 20 with 22 seconds and no timeouts remaining, but Young was sacked by Dani Dennis-Sutton's sack ended any comeback hopes. Young went 23 of 41 for 209 yards with one TD and one INT. Carolina's Chuba Hubbard had 22 carries for 81 yards and a TD and seven catches for 38 yards. After fumbling the opening kickoff to set up a Carolina FG and going three-and-out on their first series, the Packers scored TDs on three of their next four possessions to take command. Love threw a 12-yard TD pass across the middle to Kraft on a third-and-8 play to put Green Bay ahead, 6-3. Watson's 53-yard catch set up a Jacobs TD run that put Green Bay ahead for good, 13-10, early in the second quarter. Golden caught a 24-yarder in the left corner of the end zone on third-and-13 to make it 20-10. Carolina got the ball to start the second half, but Chris McClellan and Evan Williams stopped Hubbard a yard short on fourth-and-2 from midfield. On Green Bay's ensuing drive, Love found Jacobs to extend the lead to 27-10.

Team Statistics

	Panthers	Packers
First Downs	14	21
3rd-Down Eff. (Made/Att/Pct)	5/18/28%	9/16/56%
4th-Down Eff. (Made/Att/Pct)	2/4/50%	0/0/0%
Total Net Yards	258	354
Total Plays	70	67
Yards Per Play	3.7	5.3
Rushes/Net Yards	23/82	26/66
Net Passing	176	288
Pass Attempts/Completions	41/23	41/30
Had Intercepted	1	1
Sacked/Yards Lost	6/33	0/0
Punts/Average	4/48.8	5/44.6
Penalties/Yards	5/41	6/45
Fumbles/Lost	1/1	3/2
Possession Time	28:57	31:03

GAME SUMMARIES



45

WEEK 9

Green Bay Packers 45, New England Patriots 27

64,628 Gillette Stadium Nov 8, 2026



27

Green Bay Packers	**14**	**10**	**18**	**3**	**—**	**45**
New England Patriots	**0**	**14**	**7**	**6**	**—**	**27**

New England Patriots Starters

OFFENSE			DEFENSE		
LT	66	W. Campbell	DT	94	C. Durden
LG	77	B. Brown	DT	97	M. Williams
C	55	J. Wilson	OLB	5	D. Jones
RG	76	M. Pryor	OLB	91	E. Ponder
RT	76	M. Moses	ILB	14	R. Spillane
OL	74	C. Lomu	ILB	53	C. Elliss
TE	84	T. Arkin	CB	7	C. Davis III
QB	10	D. Maye	CB	0	C. Gonzalez
RB	38	R. Stevenson	CB	25	M. Jones
WR	18	K. Williams	S	31	K. Byard III
WR	13	M. Hollins	S	4	C. Woodson

Green Bay Packers Starters

OFFENSE			DEFENSE		
WR	16	B. Melton	EDGE	90	L. Van Ness
WR	83	S. Williams	DT	95	D. Wyatt
LT	77	J. Morgan	DT	94	K. Brooks
LG	65	A. Banks	EDGE	99	B. Sorrell
C	73	J. Williams	LB	59	T. Hopper
RG	72	L. Tomlinson	LB	58	I. McDuffie
RT	71	A. Belton	CB	2	B. Cisse
TE	85	T. Kraft	CB	25	K. Nixon
WR	9	C. Watson	S	29	X. McKinney
QB	10	J. Love	S	33	E. Williams
RB	8	J. Jacobs	S	7	J. Bullard

SCORING DRIVES

TEAM	QTR	TIME	SCORING PLAY	GB	NE
Packers	1	13:19	J.Love 13 yd. run (T.Smack kick) (2-14, 0:55)	7	0
Packers	1	07:59	M.Golden 5 yd. pass from J.Love (T.Smack kick) (7-86, 3:45)	14	0
Packers	2	13:37	T.Smack 41 yd. Field Goal (12-75, 6:36)	17	0
Patriots	2	09:23	R.Stevenson 30 yd. pass from D.Maye (A.Borregales kick) (5-68, 1:44)	17	7
Packers	2	04:45	K.Johnson 2 yd. run (T.Smack kick) (3-69, 0:53)	24	7
Patriots	2	02:37	E.Chism 8 yd. pass from D.Maye (A.Borregales kick) (4-64, 2:08)	24	14
Packers	3	10:51	S.Williams 10 yd. pass from J.Love (T.Smack kick) (7-70, 4:09)	31	14
Packers	3	05:13	T.Smack 51 yd. Field Goal (7-45, 3:31)	34	14
Packers	3	04:10	C.Watson 39 yd. pass from J.Love (J.Love run) (1-39, 0:06)	42	14
Patriots	3	01:11	M.Hollins 22 yd. pass from D.Maye (A.Borregales kick) (7-77, 2:59)	42	21
Packers	4	11:51	T.Smack 38 yd. Field Goal (7-58, 4:20)	45	21
Patriots	4	03:54	C.Kiner 4 yd. run (pass failed) (8-57, 3:02)	45	27

GREEN BAY PACKERS

PASSING	ATT	CP	YDS	SK/YD	TD	LG	INT	RTG
Jordan Love	29	23	372	3/23	3	49	0	153.2
TOTAL	**29**	**23**	**372**	**3/23**	**3**	**49**	**0**	**153.2**

RUSHING	ATT	YDS	AVG	LG	TD
Kaleb Johnson	14	68	4.9	34	1
Pierre Strong Jr.	8	22	2.8	8	0
Savion Williams	3	13	4.3	13	0
Jordan Love	1	13	13.0	13t	1
Tucker Kraft	2	8	4.0	8	0
Josh Jacobs	4	5	1.3	3	0
TOTAL	**32**	**129**	**4.0**	**34**	**2**

RECEIVING	NO	YDS	AVG	LG	TD
Matthew Golden	10	164	16.4	49	1
Christian Watson	7	171	24.4	43	1
Savion Williams	3	25	8.3	10t	1
Pierre Strong Jr.	2	11	5.5	7	0
Tucker Kraft	1	1	1.0	1	0
TOTAL	**23**	**372**	**16.2**	**49**	**3**

TOP DEFENSE	TOT	SOLO	AST	SCK	YDS	INT
Isaiah McDuffie	9	4	5	1.0	9.0	0
Nick Niemann	6	4	2	0.0	0.0	0
Evan Williams	5	4	1	0.0	0.0	1

FIELD GOALS	FGM/FGA	PERCENT	RESULTS
Trey Smack	3-3	100.0	41G, 51G, 38G
TOTAL	**3-3**	**100.0**	

NEW ENGLAND PATRIOTS

PASSING	ATT	CP	YDS	SK/YD	TD	LG	INT	RTG
Drake Maye	38	21	299	4/27	3	36	3	74.3
Tommy DeVito	3	1	21	0/0	0	21	0	59.0
TOTAL	**41**	**22**	**320**	**4/27**	**3**	**36**	**3**	**73.2**

RUSHING	ATT	YDS	AVG	LG	TD
Corey Kiner	8	55	6.9	20	1
Rhamondre Stevenson	6	32	5.3	19	0
Lan Larison	1	4	4.0	4	0
Drake Maye	1	3	3.0	3	0
TOTAL	**16**	**94**	**5.9**	**20**	**1**

RECEIVING	NO	YDS	AVG	LG	TD
DeMario Douglas	5	102	20.4	36	0
Efton Chism III	5	49	9.8	21	1
Eli Raridon	3	52	17.3	28	0
Rhamondre Stevenson	3	46	15.3	30t	1
Mack Hollins	3	36	12.0	22t	1
Hunter Henry	3	35	11.7	21	0
TOTAL	**22**	**320**	**14.5**	**36**	**3**

TOP DEFENSE	TOT	SOLO	AST	SCK	YDS	INT
Christian Gonzalez	10	9	1	0.0	0.0	0
Marcus Jones	6	3	3	0.0	0.0	0
Craig Woodson	5	4	1	0.0	0.0	0

FIELD GOALS	FGM/FGA	PERCENT	RESULTS
Andy Borregales	0-0	0	
TOTAL	**0-0**	**0.0**	

FOXBOROUGH, Mass. — Jordan Love threw for 372 yards and three TDs and ran for a score, and the Packers scored 21 points off four New England Patriots turnovers to roll to a 45-27 win. Green Bay's receivers had a huge day, with Christian Watson catching seven passes for 171 yards and a TD and Matthew Golden finishing with 10 catches for 164 yards and a score. Kaleb Johnson ran for a TD and Savion Williams had a TD catch as Green Bay finished with 478 total yards. Love completed three passes of at least 43 yards, and six of 28 or more. Packers safety Xavier McKinney had a pair of INTs and Evan Williams also had a pick. Green Bay finished with 129 yards on the ground. The Packers got plenty of help from the Patriots as they built a 24-7 lead en route to their fifth win in six games. New England's Drake Maye threw three INTs while completing 21 of 38 passes for 299 yards and three TDs. Rhamondre Stevenson, Efton Chism and Mack Hollins all had TD catches for the Patriots. Stevenson also had a fumble that set up Watson's score. DeMario Douglas caught five passes for 102 yards. The Packers led, 24-14, at halftime, then drove down the field on the opening possession of the second half. Love punctuated the seven-play, 70-yard drive with a 10-yard TD pass to Savion Williams. The Patriots opened the game with a penalty, followed on the next play by Maye throwing the ball into traffic and being intercepted by McKinney at the New England 14. Two plays later, Love found the end zone on a scramble and the Packers jumped in front, 7-0.

Team Statistics

	Packers	Patriots
First Downs	22	22
3rd-Down Eff. (Made/Att/Pct)	4/12/33%	4/9/44%
4th-Down Eff. (Made/Att/Pct)	0/1/0%	0/0/0%
Total Net Yards	478	387
Total Plays	64	61
Yards Per Play	7.5	6.3
Rushes/Net Yards	32/129	16/94
Net Passing	349	293
Pass Attempts/Completions	29/23	41/22
Had Intercepted	0	3
Sacked/Yards Lost	3/23	4/27
Punts/Average	4/53.5	5/45.6
Penalties/Yards	3/14	5/31
Fumbles/Lost	1/0	1/1
Possession Time	35:01	24:59

GAME SUMMARIES



30

WEEK 10

Minnesota Vikings 30, Green Bay Packers 10

78,332 Lambeau Field Nov 15, 2026



10

Minnesota Vikings	**10**	**7**	**3**	**10**	**—**	**30**
Green Bay Packers	**0**	**0**	**10**	**0**	**—**	**10**

Minnesota Vikings Starters

OFFENSE			DEFENSE		
TE	85	B. Yurosek	DL	61	J. Redmond
LT	71	C. Darrisaw	DL	50	L. Rodriguez
LG	60	J. Huber	DL	95	C. Banks
C	64	B. Brandel	OLB	15	D. Turner
RG	76	W. Fries	OLB	43	A. Van Ginkel
RT	75	B. O'Neill	LB	0	I. Pace Jr.
WR	13	T. Felton	LB	55	E. Wilson
WR	18	J. Jefferson	CB	7	B. Murphy Jr.
QB	8	K. Cousins	CB	2	I. Rodgers
FB	45	M. Bredeson	S	44	J. Metellus
RB	33	A. Jones Sr.	S	26	T. Jackson

Green Bay Packers Starters

OFFENSE			DEFENSE		
WR	0	M. Golden	EDGE	90	L. Van Ness
LT	77	J. Morgan	DT	95	D. Wyatt
LG	72	L. Tomlinson	DT	94	K. Brooks
C	73	J. Williams	DT	55	C. McClellan
RG	79	T. Glover	EDGE	99	B. Sorrell
RT	71	A. Belton	LB	59	T. Hopper
TE	85	T. Kraft	LB	58	I. McDuffie
WR	9	C. Watson	CB	2	B. Cisse
QB	10	J. Love	CB	25	K. Nixon
RB	30	C. Brooks	S	29	X. McKinney
TE	86	M. Redman	S	33	E. Williams

OFFICIALS: Referee: John Hussey (35), **Umpire:** Duane Heydt (42), **Down Judge:** Brett Bergman (17), **Line Judge:** Tim Podraza (47), **Field Judge:** Gabriel Deleon (123), **Side Judge:** Allen Baynes (56), **Back Judge:** Matt Edwards (96), **Replay Official:** Andrew Lambert, **Replay Assistant:** Amber Cipriani

SCORING DRIVES

TEAM	QTR	TIME	SCORING PLAY	MIN	GB
Vikings	1	10:20	W.Reichard 34 yd. Field Goal (4--6, 2:21)	3	0
Vikings	1	02:46	M.Price 38 yd. pass from K.Cousins (W.Reichard kick) (7-57, 3:14)	10	0
Vikings	2	06:17	A.Jones 1 yd. run (W.Reichard kick) (11-55, 5:22)	17	0
Vikings	3	10:02	W.Reichard 32 yd. Field Goal (5-13, 2:08)	20	0
Packers	3	05:37	J.Sturdivant 32 yd. pass from J.Love (T.Smack kick) (10-75, 4:25)	20	7
Packers	3	00:19	T.Smack 40 yd. Field Goal (11-64, 3:38)	20	10
Vikings	4	08:29	G.Bartholomew 20 yd. pass from K.Cousins (W.Reichard kick) (11-75, 6:50)	27	10
Vikings	4	03:56	W.Reichard 20 yd. Field Goal (9-33, 4:28)	30	10

MINNESOTA VIKINGS

PASSING	ATT	CP	YDS	SK/YD	TD	LG	INT	RTG
Kirk Cousins	31	21	207	3/24	2	38t	1	94.4
TOTAL	**31**	**21**	**207**	**3/24**	**2**	**38t**	**1**	**94.4**

RUSHING	ATT	YDS	AVG	LG	TD
Jordan Mason	16	59	3.7	8	0
Aaron Jones Sr.	11	47	4.3	19	1
Myles Price	1	12	12.0	12	0
Kirk Cousins	3	11	3.7	8	0
TOTAL	**31**	**129**	**4.2**	**19**	**1**

RECEIVING	NO	YDS	AVG	LG	TD
Justin Jefferson	9	74	8.2	17	0
Myles Price	4	49	12.3	38t	1
Gavin Bartholomew	3	36	12.0	20t	1
Tai Felton	3	33	11.0	24	0
Aaron Jones Sr.	1	8	8.0	8	0
Ben Yurosek	1	7	7.0	7	0
TOTAL	**21**	**207**	**9.9**	**38t**	**2**

TOP DEFENSE	TOT	SOLO	AST	SCK	YDS	INT
Eric Wilson	7	6	1	1.0	6.0	0
Elijah Williams	5	4	1	1.0	5.0	0
Joshua Metellus	5	3	2	0.0	0.0	0

FIELD GOALS	FGM/FGA	PERCENT	RESULTS
Will Reichard	3-3	100.0	34G, 32G, 20G
TOTAL	**3-3**	**100.0**	

GREEN BAY PACKERS

PASSING	ATT	CP	YDS	SK/YD	TD	LG	INT	RTG
Jordan Love	27	17	220	8/59	1	32t	1	85.4
Tyrod Taylor	2	1	3	0/0	0	3	0	56.2
TOTAL	**29**	**18**	**223**	**8/59**	**1**	**32t**	**1**	**83.0**

RUSHING	ATT	YDS	AVG	LG	TD
Kaleb Johnson	10	42	4.2	9	0
MarShawn Lloyd	4	13	3.3	11	0
Chris Brooks	2	1	0.5	1	0
Jordan Love	1	0	0.0	0	0
TOTAL	**17**	**56**	**3.3**	**11**	**0**

RECEIVING	NO	YDS	AVG	LG	TD
Matthew Golden	5	70	14.0	20	0
Christian Watson	3	37	12.3	15	0
MarShawn Lloyd	3	26	8.7	15	0
J. Michael Sturdivant	2	37	18.5	32t	1
Savion Williams	2	27	13.5	24	0
Tucker Kraft	1	19	19.0	19	0
Mark Redman	1	5	5.0	5	0
Chris Brooks	1	2	2.0	2	0
TOTAL	**18**	**223**	**12.4**	**32t**	**1**

TOP DEFENSE	TOT	SOLO	AST	SCK	YDS	INT
Isaiah McDuffie	10	3	7	0.0	0.0	0
Carrington Valentine	7	5	2	0.0	0.0	0
Ty'Ron Hopper	7	3	4	0.0	0.0	0

FIELD GOALS	FGM/FGA	PERCENT	RESULTS
Trey Smack	1-2	50.0	53WR, 40G
TOTAL	**1-2**	**50.0**	

GREEN BAY, Wis. — Kirk Cousins threw two TD passes and Levi Drake Rodriguez had two sacks as the Vikings took down Jordan Love eight times in a 30-10 victory over the Green Bay Packers on Sunday. Cousins went 21 of 31 for 207 yards with an INT just five days after rejoining the Vikings, who acquired him from the Las Vegas Raiders at Tuesday's trade deadline. Cousins reestablished his connection with top receiver Justin Jefferson, who had season highs in catches (nine) and targets (13) while finishing with 74 yards. Cousins threw a 38-yard TD to Myles Price in the first quarter and a 20-yard TD to Gavin Bartholomew in the fourth. Love went 17 of 27 for 220 yards with a TD and an INT. After trailing, 20-0, early in the second half, Green Bay cut the lead to 20-10 by the end of the third quarter. Cousins responded by going 8 for 8 during an 11-play, 75-yard TD drive that essentially sealed the win. On each of Minnesota's three TD drives, Cousins had a third-and-long completion. His TD pass to Price came on third-and-23. Aaron Jones had a 1-yard TD run just after Cousins threw a 24-yard strike to Tai Felton on third-and-15. Bartholomew scored his TD early in the fourth quarter after Jefferson had a 16-yard reception on third-and-12.

Team Statistics

	Vikings	Packers
First Downs	19	16
3rd-Down Eff. (Made/Att/Pct)	8/16/50%	3/10/30%
4th-Down Eff. (Made/Att/Pct)	1/1/100%	1/1/100%
Total Net Yards	312	220
Total Plays	65	54
Yards Per Play	4.8	4.1
Rushes/Net Yards	31/129	17/56
Net Passing	183	164
Pass Attempts/Completions	31/21	29/18
Had Intercepted	1	1
Sacked/Yards Lost	3/24	8/59
Punts/Average	3/59.0	4/50.5
Penalties/Yards	7/75	6/45
Fumbles/Lost	0/0	3/3
Possession Time	35:16	24:44

National Football League Game Summary

NFL Copyright © 2026 by The National Football League. All rights reserved. This summary and play-by-play is for the express purpose of assisting media in their coverage of the game; any other use of this material is prohibited without the written permission of the National Football League.

Date: Sunday, 11/15/2026

Minnesota Vikings at Green Bay Packers

at Lambeau Field, Green Bay, WI

Start Time: 12:02 PM CST

Game Day Weather

Game Weather: Sunny
Open Stadium on Natural Grass

Temp: 45° F (7.2° C) Humidity: 51%, Wind: NW 5 mph
Wind Chill: 42

Officials

Referee: Blakeman, Clete (34)	Umpire: Kemp, Alex (55)	Down Judge: Sutter, Tripp (37)
Line Judge: Podraza, Tim (47)	Field Judge: Staehr, Justin (138)	Side Judge: Meslow, David (118)
Back Judge: Helverson, Scott (93)	Replay Official: Lambert, Andrew (0)	

Lineups

Minnesota Vikings

Offense			Defense		
TE	85	B.Yurosek	OLB	15	D.Turner
LT	71	C.Darrisaw	DL	95	C.Banks
LG	60	J.Huber	DL	50	L.Rodriguez
C	64	B.Brandel	DL	61	J.Redmond
RG	76	W.Fries	OLB	43	A.Van Ginkel
RT	75	B.O'Neill	LB	0	I.Pace
WR	18	J.Jefferson	LB	55	E.Wilson
WR	13	T.Felton	CB	2	I.Rodgers
QB	8	K.Cousins	CB	7	B.Murphy
RB	33	A.Jones	S	26	T.Jackson
FB	45	M.Bredeson	S	44	J.Metellus

Green Bay Packers

Offense			Defense		
WR	0	M.Golden	EDGE	90	L.Van Ness
LT	77	J.Morgan	DT	94	K.Brooks
LG	72	L.Tomlinson	DT	95	D.Wyatt
C	73	J.Williams	DT	55	C.McClellan
RG	79	T.Glover	EDGE	99	B.Sorrell
RT	71	A.Belton	LB	58	I.McDuffie
TE	85	T.Kraft	LB	59	T.Hopper
WR	9	C.Watson	CB	2	B.Cisse
TE	86	M.Redman	CB	25	K.Nixon
QB	10	J.Love	S	29	X.McKinney
RB	30	C.Brooks	S	33	E.Williams

Substitutions

WR 4 M.Price, CB 5 Z.Vaughn, S 6 Jak.Thomas, K 16 W.Reichard, OLB 17 K.Van Noy, P 19 B.Thorson, CB 20 C.Demmings, S 22 H.Smith, CB 23 J.Pierre, S 24 J.Ward, RB 27 J.Mason, S 29 Jac.Thomas, RB 31 D.Dallas, OLB 32 C.Chambliss, LB 41 J.Golday, LS 42 A.DePaola, TE 48 D.Culp, C 65 M.Jurgens, T 72 R.Van Demark, T 78 C.Tiernan, WR 82 J.Jones, TE 86 G.Bartholomew, DL 97 D.Orange, OLB 98 B.Richter, DL 99 E.Williams

Substitutions

QB 6 T.Taylor, S 7 J.Bullard, WR 16 B.Melton, TE 18 J.Smith, P 19 D.Whelan, CB 21 B.St-Juste, WR 23 S.Moore, CB 24 C.Valentine, RB 26 K.Johnson, S 27 K.Oladapo, K 28 T.Smack, LB 31 N.Niemann, RB 32 M.Lloyd, CB 36 K.Hadden, LS 42 M.Orzech, TE 49 D.Dabney, DE 51 D.Dennis-Sutton, LB 54 K.Welch, DE 57 B.Cox, G 65 A.Banks, G 74 M.Becton, WR 83 S.Williams, WR 87 J.Sturdivant, DT 93 A.Campbell, DT 97 J.Riley

Did Not Play

QB 11 C.Wentz

Did Not Play

C/G 52 J.Burton

Not Active

QB 1 K.Murray, WR 3 J.Addison, 3QB 12 M.Brosmer, WR 14 J.Jennings, LB 51 B.Cashman, TE 87 T.Hockenson, DL 90 T.Ingram-Dawkins

Not Active

RB 8 J.Jacobs, RB 22 P.Strong, LB 44 Z.Franklin, G/T 67 D.Jennings, G 70 K.Zeitler, C/G 75 S.Rhyan

Field Goals (made ( ) & missed)

W.Reichard (34) (32) (20)

T.Smack 53WR (40)

		1	2	3	4	OT	Total
VISITOR:	Minnesota Vikings	10	7	3	10	0	30
HOME:	Green Bay Packers	0	0	10	0	0	10

Scoring Plays

Team	Qtr	Time	Play Description (Extra Point) (Drive Info)	Visitor	Home
Vikings	1	10:20	W.Reichard 34 yd. Field Goal (4--6, 2:21)	3	0
Vikings	1	2:46	M.Price 38 yd. pass from K.Cousins (W.Reichard kick) (7-57, 3:14)	10	0
Vikings	2	6:17	A.Jones 1 yd. run (W.Reichard kick) (11-55, 5:22)	17	0
Vikings	3	10:02	W.Reichard 32 yd. Field Goal (5-13, 2:08)	20	0
Packers	3	5:37	J.Sturdivant 32 yd. pass from J.Love (T.Smack kick) (10-75, 4:25)	20	7
Packers	3	0:19	T.Smack 40 yd. Field Goal (11-64, 3:38)	20	10
Vikings	4	8:29	G.Bartholomew 20 yd. pass from K.Cousins (W.Reichard kick) (11-75, 6:50)	27	10
Vikings	4	3:56	W.Reichard 20 yd. Field Goal (9-33, 4:28)	30	10

Paid Attendance: 78,332

Time: 2:57

Minnesota Vikings vs Green Bay Packers
11/15/2026 at Lambeau Field

Final Individual Statistics

Minnesota Vikings

RUSHING	ATT	YDS	AVG	LG	TD
J.Mason	16	59	3.7	8	0
A.Jones	11	47	4.3	19	1
M.Price	1	12	12.0	12	0
K.Cousins	3	11	3.7	8	0
Total	31	129	4.2	19	1

PASSING	ATT	CMP	YDS	SK/YD	TD	LG	IN	RT
K.Cousins	31	21	207	3/24	2	**38**	1	94.4
Total	31	21	207	3/24	2	38	1	94.4

PASS RECEIVING	TAR	REC	YDS	AVG	LG	TD
J.Jefferson	13	9	74	8.2	17	0
M.Price	4	4	49	12.3	**38**	1
G.Bartholomew	4	3	36	12.0	**20**	1
T.Felton	5	3	33	11.0	24	0
A.Jones	1	1	8	8.0	8	0
B.Yurosek	1	1	7	7.0	7	0
M.Bredeson	1	0	0	0.0	0	0
J.Mason	1	0	0	0.0	0	0
Total	30	21	207	9.9	38	2

INTERCEPTIONS	NO	YDS	AVG	LG	TD
H.Smith	1	0	0.0	0	0
Total	1	0	0.0	0	0

PUNTING	NO	YDS	AVG	NET	TB	IN20	LG
B.Thorson	3	177	59.0	53.0	0	2	64
Total	3	177	59.0	53.0	0	2	64

PUNT RETURNS	NO	YDS	AVG	FC	LG	TD
M.Price	0	0	0.0	1	0	0
[DOWNED]	2	0	0.0	0	0	0
[TOUCHBACK]	1	0	0.0	0	0	0
Total	0	0	0.0	1	0	0

KICKOFF RETURNS	NO	YDS	AVG	FC	LG	TD
M.Price	3	70	23.3	0	30	0
Total	3	70	23.3	0	30	0

Green Bay Packers

RUSHING	ATT	YDS	AVG	LG	TD
K.Johnson	10	42	4.2	9	0
M.Lloyd	4	13	3.3	11	0
C.Brooks	2	1	0.5	1	0
J.Love	1	0	0.0	0	0
Total	17	56	3.3	11	0

PASSING	ATT	CMP	YDS	SK/YD	TD	LG	IN	RT
J.Love	27	17	220	8/59	1	**32**	1	85.4
T.Taylor	2	1	3	0/0	0	3	0	56.2
Total	29	18	223	8/59	1	32	1	83.0

PASS RECEIVING	TAR	REC	YDS	AVG	LG	TD
M.Golden	9	5	70	14.0	20	0
C.Watson	5	3	37	12.3	15	0
M.Lloyd	3	3	26	8.7	15	0
J.Sturdivant	4	2	37	18.5	**32**	1
S.Williams	2	2	27	13.5	24	0
T.Kraft	4	1	19	19.0	19	0
M.Redman	1	1	5	5.0	5	0
C.Brooks	1	1	2	2.0	2	0
Total	29	18	223	12.4	32	1

INTERCEPTIONS	NO	YDS	AVG	LG	TD
X.McKinney	1	0	0.0	0	0
Total	1	0	0.0	0	0

PUNTING	NO	YDS	AVG	NET	TB	IN20	LG
D.Whelan	4	202	50.5	45.5	1	0	65
Total	4	202	50.5	45.5	1	0	65

PUNT RETURNS	NO	YDS	AVG	FC	LG	TD
M.Golden	1	13	13.0	1	13	0
S.Moore	1	5	5.0	0	5	0
Total	2	18	9.0	1	13	0

KICKOFF RETURNS	NO	YDS	AVG	FC	LG	TD
S.Moore	2	51	25.5	0	26	0
J.Sturdivant	2	50	25.0	0	26	0
B.Melton	1	28	28.0	0	28	0
S.Williams	1	22	22.0	0	22	0
[TOUCHBACK]	1	0	0.0	0	0	0
Total	6	151	25.2	0	28	0

Minnesota Vikings

FUMBLES	FUM	LOST	OWN-REC	YDS	TD	FORCED	OPP-REC	YDS	TD	OUT-BDS
A.Van Ginkel	0	0	0	0	0	1	1	0	0	0
Jak.Thomas	0	0	0	0	0	1	0	0	0	0
J.Golday	0	0	0	0	0	0	1	0	0	0
D.Turner	0	0	0	0	0	0	1	0	0	0
Total	0	0	0	0	0	2	3	0	0	0

Green Bay Packers

FUMBLES	FUM	LOST	OWN-REC	YDS	TD	FORCED	OPP-REC	YDS	TD	OUT-BDS
M.Redman	1	1	0	0	0	0	0	0	0	0
J.Sturdivant	1	1	0	0	0	0	0	0	0	0
J.Williams	1	1	0	-19	0	0	0	0	0	0
Total	3	3	0	-19	0	0	0	0	0	0

Minnesota Vikings vs Green Bay Packers
11/15/2026 at Lambeau Field

Final Team Statistics

	Visitor Vikings	Home Packers
TOTAL FIRST DOWNS	19	16
By Rushing	7	3
By Passing	11	11
By Penalty	1	2
THIRD DOWN EFFICIENCY	8-16-50.0%	3-10-30.0%
FOURTH DOWN EFFICIENCY	1-1-100.0%	1-1-100.0%
TOTAL NET YARDS	312	220
Total Offensive Plays (inc. times thrown passing)	65	54
Average gain per offensive play	4.8	4.1
NET YARDS RUSHING	129	56
Total Rushing Plays	31	17
Average gain per rushing play	4.2	3.3
Tackles for a loss-number and yards	1-3	2-5
NET YARDS PASSING	183	164
Times thrown - yards lost attempting to pass	3-24	8-59
Gross yards passing	207	223
PASS ATTEMPTS-COMPLETIONS-HAD INTERCEPTED	31-21-1	29-18-1
Avg gain per pass play (inc.# thrown passing)	5.4	4.4
KICKOFFS Number-In End Zone-Touchbacks	7-2-1	3-0-0
PUNTS Number and Average	3-59.0	4-50.5
Had Blocked	0	0
FGs - PATs Had Blocked	0-0	0-0
Net Punting Average	53.0	45.5
TOTAL RETURN YARDAGE (Not Including Kickoffs)	0	18
No. and Yards Punt Returns	0-0	2-18
No. and Yards Kickoff Returns	3-70	6-151
No. and Yards Interception Returns	1-0	1-0
PENALTIES Number and Yards	7-75	6-45
FUMBLES Number and Lost	0-0	3-3
TOUCHDOWNS	3	1
Rushing	1	0
Passing	2	1
EXTRA POINTS Made-Attempts	3-3	1-1
Kicking Made-Attempts	3-3	1-1
FIELD GOALS Made-Attempts	3-3	1-2
RED ZONE EFFICIENCY	1-4-25%	0-1-0%
GOAL TO GO EFFICIENCY	1-4-25%	0-0-0%
SAFETIES	0	0
FINAL SCORE	30	10
TIME OF POSSESSION	35:16	24:44

Minnesota Vikings vs Green Bay Packers
11/15/2026 at Lambeau Field

Ball Possession And Drive Chart

Minnesota Vikings

#	Time Recd	Time Lost	Time Poss	How Ball Obtained	Drive Began	# Play	Yds Gain	Yds Pen	Net Yds	1st Down	Last Scrm	How Given Up
1	15:00	13:09	1:51	Kickoff	MIN 32	3	-1	0	-1	0	MIN 31	Punt
2	12:41	10:20	2:21	Fumble	GB 10	4	-1	-5	-6	0	* GB 16	Field Goal
3	6:00	2:46	3:14	Missed FG	MIN 43	7	72	-15	57	3	GB 38	Touchdown
4	14:55	13:19	1:36	Interception	MIN 20	3	8	0	8	0	MIN 28	Punt
5	11:39	6:17	5:22	Punt	MIN 45	11	55	0	55	5	* GB 1	Touchdown
6	5:10	1:51	3:19	Punt	MIN 25	7	38	-5	33	2	GB 42	Interception
7	0:12	0:00	0:12	Punt	MIN 20	1	-1	0	-1	0	MIN 20	End of Half
8	12:10	10:02	2:08	Fumble	GB 27	5	13	0	13	1	* GB 14	Field Goal
9	5:37	3:57	1:40	Kickoff	MIN 23	3	9	0	9	0	MIN 32	Punt
10	0:19	8:29	6:50	Kickoff	MIN 25	11	80	-5	75	5	GB 20	Touchdown
11	8:24	3:56	4:28	Fumble	GB 35	9	28	5	33	2	* GB 2	Field Goal
12	2:15	0:00	2:15	Punt	GB 49	4	12	0	12	1	GB 42	End of Game

(512) Average MIN 43

Green Bay Packers

#	Time Recd	Time Lost	Time Poss	How Ball Obtained	Drive Began	# Play	Yds Gain	Yds Pen	Net Yds	1st Down	Last Scrm	How Given Up
1	13:09	12:41	0:28	Punt	GB 5	2	5	0	5	0	GB 5	Fumble
2	10:20	6:00	4:20	Kickoff	GB 47	7	18	0	18	1	MIN 35	Missed FG
3	2:46	14:55	2:51	Kickoff	GB 29	6	28	25	53	4	* MIN 18	Interception
4	13:19	11:39	1:40	Punt	GB 26	3	-16	0	-16	0	GB 10	Punt
5	6:17	5:10	1:07	Kickoff	GB 28	3	4	-5	-1	0	GB 27	Punt
6	1:51	0:12	1:39	Interception	GB 16	6	19	0	19	2	GB 35	Punt
7	15:00	12:10	2:50	Kickoff	GB 35	5	0	0	0	1	MIN 46	Fumble
8	10:02	5:37	4:25	Kickoff	GB 25	10	75	0	75	4	MIN 32	Touchdown
9	3:57	0:19	3:38	Punt	GB 14	11	64	0	64	4	MIN 22	Field Goal
10	8:29	8:24	0:05	Kickoff		0	0	0	0	0		Fumble
11	3:56	2:15	1:41	Kickoff	GB 16	3	4	0	4	0	GB 20	Punt

(241) Average GB 24

*** inside opponent's 20**

Time of Possession by Quarter		**1st**	**2nd**	**3rd**	**4th**	**OT**	**Total**
Visitor	Minnesota Vikings	7:26	10:29	4:07	13:14		35:16
Home	Green Bay Packers	7:34	4:31	10:53	1:46		24:44

Kickoff Drive No.-Start Average Vikings: 3 - MIN 27 Packers: 6 - GB 30

Minnesota Vikings vs Green Bay Packers
11/15/2026 at Lambeau Field

Final Defensive Statistics

Minnesota Vikings	Regular Defensive Plays											Special Teams					Misc			
	TKL	AST	COMB	SK	/ YDS	TFL	Q	IN	PD	FF	FR	TKL	AST	FF	FR	BL	TKL	AST	FF	FR
E.Wilson	6	1	7	1	6	2	1	0	0	0	0	0	0	0	0	0	0	0	0	0
E.Williams	4	1	5	1	5	2	1	0	0	0	0	0	0	0	0	0	0	0	0	0
J.Metellus	3	2	5	0	0	0	0	0	0	0	0	0	0	0	0	0	0	0	0	0
T.Jackson	2	2	4	0	0	0	0	0	0	0	0	0	0	0	0	0	0	0	0	0
A.Van Ginkel	3	0	3	1	4	1	1	0	0	1	1	0	0	0	0	0	0	0	0	0
I.Rodgers	3	0	3	0	0	0	0	0	1	0	0	0	0	0	0	0	0	0	0	0
B.Murphy	2	1	3	0	0	0	0	0	0	0	0	0	0	0	0	0	0	0	0	0
L.Rodriguez	2	0	2	2	16	2	4	0	0	0	0	0	0	0	0	0	0	0	0	0
D.Turner	2	0	2	1	9	1	2	0	2	0	1	0	0	0	0	0	0	0	0	0
I.Pace	1	1	2	0	0	0	0	0	1	0	0	0	0	0	0	0	0	0	0	0
C.Banks	1	1	2	0	0	0	0	0	0	0	0	0	0	0	0	0	0	0	0	0
D.Orange	1	1	2	0	0	0	0	0	0	0	0	0	0	0	0	0	0	0	0	0
H.Smith	0	2	2	0	0	0	0	1	1	0	0	0	0	0	0	0	0	0	0	0
J.Redmond	1	0	1	1	10	1	2	0	1	0	0	0	0	0	0	0	0	0	0	0
K.Van Noy	1	0	1	1	9	1	1	0	0	0	0	0	0	0	0	0	0	0	0	0
J.Pierre	1	0	1	0	0	0	0	0	1	0	0	0	0	0	0	0	0	0	0	0
J.Golday	0	1	1	0	0	0	0	0	0	0	0	3	1	0	1	0	0	0	0	0
Jak.Thomas	0	0	0	0	0	0	0	0	0	0	0	1	1	1	0	0	0	0	0	0
J.Ward	0	0	0	0	0	0	0	0	0	0	0	1	0	0	0	0	0	0	0	0
J.Jones	0	0	0	0	0	0	0	0	0	0	0	1	0	0	0	0	0	0	0	0
C.Chambliss	0	0	0	0	0	0	0	0	0	0	0	0	2	0	0	0	0	0	0	0
Total	**33**	**13**	**46**	**8**	**59**	**10**	**12**	**1**	**7**	**1**	**2**	**6**	**4**	**1**	**1**	**0**	**0**	**0**	**0**	**0**

TKL = Tackle AST = Assist COMB = Combined QH=QB Hit IN = Interception PD = Pass Defense FF = Forced Fumble FR = Fumble Recovery

Green Bay Packers	Regular Defensive Plays											Special Teams					Misc			
	TKL	AST	COMB	SK	/ YDS	TFL	QH	IN	PD	FF	FR	TKL	AST	FF	FR	BL	TKL	AST	FF	FR
I.McDuffie	3	6	9	0	0	0	0	0	0	0	0	0	0	0	0	0	0	0	0	0
C.Valentine	5	2	7	0	0	0	0	0	1	0	0	0	0	0	0	0	0	0	0	0
T.Hopper	3	4	7	0	0	0	0	0	1	0	0	0	0	0	0	0	0	0	0	0
E.Williams	2	5	7	0	0	0	0	0	1	0	0	0	1	0	0	0	0	0	0	0
X.McKinney	3	3	6	0	0	1	0	1	1	0	0	0	0	0	0	0	0	0	0	0
J.Bullard	3	2	5	0	0	2	1	0	0	0	0	0	0	0	0	0	0	0	0	0
K.Nixon	2	3	5	0	0	0	0	0	2	0	0	0	0	0	0	0	0	0	0	0
L.Van Ness	2	2	4	1.5	14.5	1	2	0	0	0	0	0	0	0	0	0	0	0	0	0
B.Sorrell	1	3	4	0.5	4.5	0	1	0	0	0	0	1	0	0	0	0	0	0	0	0
D.Dennis-Sutton	1	2	3	0	0	0	0	0	0	0	0	0	0	0	0	0	0	0	0	0
A.Campbell	1	2	3	0	0	0	0	0	0	0	0	0	0	0	0	0	0	0	0	0
B.Cox	1	2	3	0	0	0	0	0	0	0	0	0	0	0	0	0	0	0	0	0
C.McClellan	1	2	3	0	0	0	0	0	0	0	0	0	0	0	0	0	0	0	0	0
K.Brooks	1	0	1	1	5	1	1	0	0	0	0	0	0	0	0	0	0	0	0	0
K.Hadden	1	0	1	0	0	0	0	0	0	0	0	0	0	0	0	0	0	0	0	0
B.Cisse	0	1	1	0	0	0	0	0	0	0	0	0	0	0	0	0	0	0	0	0
D.Wyatt	0	1	1	0	0	0	0	0	0	0	0	0	0	0	0	0	0	0	0	0
J.Riley	0	1	1	0	0	0	0	0	0	0	0	0	0	0	0	0	0	0	0	0
K.Oladapo	0	0	0	0	0	0	0	0	0	0	0	1	0	0	0	0	0	0	0	0
K.Welch	0	0	0	0	0	0	0	0	0	0	0	0	1	0	0	0	0	0	0	0
Total	**30**	**41**	**71**	**3**	**24**	**5**	**5**	**1**	**6**	**0**	**0**	**2**	**2**	**0**	**0**	**0**	**0**	**0**	**0**	**0**

Minnesota Vikings vs Green Bay Packers
11/15/2026 at Lambeau Field

First Half Summary

	PERIOD SCORES		TIME OF POSSESSION	
Vikings	10 7 = 17	Vikings	17:55	
Packers	0 0 = 0	Packers	12:05	

Scoring Plays

Team	Qtr	Time	Play Description (Extra Point) (Drive Info)	Visitor	Home
Vikings	1	10:20	W.Reichard 34 yd. Field Goal (4--6, 2:21)	3	0
Vikings	1	2:46	M.Price 38 yd. pass from K.Cousins (W.Reichard kick) (7-57, 3:14)	10	0
Vikings	2	6:17	A.Jones 1 yd. run (W.Reichard kick) (11-55, 5:22)	17	0

	Minnesota Vikings	Green Bay Packers
TOTAL FIRST DOWNS	10	7
First Downs Rushing-Passing-by Penalty	4 - 6 - 0	1 - 4 - 2
THIRD DOWN EFFICIENCY	4-8-50.0%	1-5-20.0%
TOTAL NET YARDS	170	58
Total Offensive Plays	35	26
NET YARDS RUSHING	58	23
NET YARDS PASSING	112	35
Gross Yards Passing	126	73
Times thrown-yards lost attempting to pass	2-14	5-38
Pass Attempts-Completions-Had Intercepted	17 - 10 - 1	12 - 7 - 1
Punts-Number and Average	2 - 61.5	3 - 52.7
Penalties-Number and Yards	6 - 70	3 - 15
Fumbles-Number and Lost	0 - 0	1 - 1
Red Zone Efficiency	1-2-50%	0-1-0%
Average Drive Start	MIN 39	GB 25

Minnesota Vikings

RUSHING	ATT	YDS	AVG	LG	TD
J.Mason	7	26	3.7	7	0
M.Price	1	12	12.0	12	0
K.Cousins	3	11	3.7	8	0
A.Jones	5	9	1.8	8	1
Total	16	58	3.6	12	1

PASSING	ATT	CMP	YDS	SK/YD	TD	LG	IN	RT
K.Cousins	17	10	126	2/14	1	**38**	1	77.1
Total	17	10	126	2/14	1	38	1	77.1

PASS RECEIVING	TAR	REC	YDS	AVG	LG	TD
M.Price	3	3	45	15.0	**38**	1
T.Felton	5	3	33	11.0	24	0
J.Jefferson	4	2	30	15.0	17	0
G.Bartholomew	2	1	11	11.0	11	0
B.Yurosek	1	1	7	7.0	7	0
M.Bredeson	1	0	0	0.0	0	0
Total	16	10	126	12.6	38	1

Green Bay Packers

RUSHING	ATT	YDS	AVG	LG	TD
M.Lloyd	2	15	7.5	11	0
K.Johnson	5	7	1.4	3	0
C.Brooks	2	1	0.5	1	0
Total	9	23	2.6	11	0

PASSING	ATT	CMP	YDS	SK/YD	TD	LG	IN	RT
J.Love	12	7	73	5/38	0	20	1	41.3
Total	12	7	73	5/38	0	20	1	41.3

PASS RECEIVING	TAR	REC	YDS	AVG	LG	TD
M.Golden	4	2	30	15.0	20	0
M.Lloyd	2	2	21	10.5	15	0
C.Watson	1	1	15	15.0	15	0
M.Redman	1	1	5	5.0	5	0
C.Brooks	1	1	2	2.0	2	0
T.Kraft	3	0	0	0.0	0	0
Total	12	7	73	10.4	20	0

Minnesota Vikings	Regular Defensive Plays											Special Teams					Misc			
	TKL	AST	COMB	SK	/ YDS	TFL	Q	IN	PD	FF	FR	TKL	AST	FF	FR	BL	TKL	AST	FF	FR
E.Wilson	4	1	5	1	6	2	1	0	0	0	0	0	0	0	0	0	0	0	0	0
A.Van Ginkel	3	0	3	1	4	1	1	0	0	1	1	0	0	0	0	0	0	0	0	0
J.Metellus	2	1	3	0	0	0	0	0	0	0	0	0	0	0	0	0	0	0	0	0
D.Turner	2	0	2	1	9	1	2	0	1	0	0	0	0	0	0	0	0	0	0	0
Total	**11**	**2**	**13**	**3**	**19**	**4**	**4**	**0**	**1**	**1**	**1**	**0**	**0**	**0**	**0**	**0**	**0**	**0**	**0**	**0**

Minnesota Vikings vs Green Bay Packers

11/15/2026 at Lambeau Field

First Half Summary

Green Bay Packers	Regular Defensive Plays											Special Teams					Misc			
	TKL	AST	COMB	SK	/ YDS	TFL	QH	IN	PD	FF	FR	TKL	AST	FF	FR	BL	TKL	AST	FF	FR
I.McDuffie	2	3	5	0	0	0	0	0	0	0	0	0	0	0	0	0	0	0	0	0
X.McKinney	3	1	4	0	0	1	0	1	1	0	0	0	0	0	0	0	0	0	0	0
T.Hopper	2	2	4	0	0	0	0	0	0	0	0	0	0	0	0	0	0	0	0	0
E.Williams	2	2	4	0	0	0	0	0	1	0	0	0	1	0	0	0	0	0	0	0
Total	**9**	**8**	**17**	**0**	**0**	**1**	**0**	**1**	**2**	**0**	**0**	**0**	**1**	**0**	**0**	**0**	**0**	**0**	**0**	**0**

Minnesota Vikings vs Green Bay Packers at Lambeau Field

Play By Play

First Quarter

11/15/2026

GB wins the coin toss and elects to defer. MIN elects to Receive, and GB elects to defend the south goal.

T.Smack kicks 63 yards from GB 35 to MIN 2. M.Price to MIN 32 for 30 yards (E.Williams; K.Welch).

Minnesota Vikings at 15:00, (1st play from scrimmage 14:55)

1-10-MIN 32	(14:55) K.Cousins pass incomplete short right to J.Jefferson.	
2-10-MIN 32	(14:49) A.Jones left guard to MIN 35 for 3 yards (T.Hopper; I.McDuffie).	
3-7-MIN 35	(14:05) (Shotgun) K.Cousins pass short right to M.Price to MIN 31 for -4 yards (J.Bullard).	
4-11-MIN 31	(13:21) B.Thorson punts 64 yards to GB 5, Center-A.DePaola. S.Moore to GB 24 for 19 yards (J.Golday).	
	PENALTY on GB-B.St-Juste, Illegal Block Above the Waist, 5 yards, enforced at GB 10.	

Green Bay Packers at 13:09

1-10-GB 5	(13:09) C.Brooks up the middle to GB 5 for no gain (C.Banks).	
2-10-GB 5	(12:49) (No Huddle, Shotgun) J.Love pass short right to M.Redman to GB 10 for 5 yards (A.Van Ginkel) [L.Rodriguez]. FUMBLES (A.Van Ginkel), RECOVERED by MIN-A.Van Ginkel at GB 10.	

Minnesota Vikings at 12:41

1-10-GB 10	(12:41) A.Jones left tackle to GB 10 for no gain (B.Sorrell; L.Van Ness).	
2-10-GB 10	*(12:01) PENALTY on MIN-W.Fries, False Start, 5 yards, enforced at GB 10 - No Play.*	
2-15-GB 15	(11:47) (Shotgun) K.Cousins sacked at GB 24 for -9 yards (sack split by B.Sorrell and L.Van Ness).	
3-24-GB 24	(11:03) (Shotgun) A.Jones left end to GB 16 for 8 yards (I.McDuffie; B.Cisse).	
4-16-GB 16	**(10:24) W.Reichard 34 yard field goal is GOOD, Center-A.DePaola, Holder-B.Thorson.**	

Timeout at 10:20.

MIN 3 GB 0, 4 plays, -6 yards, 2:21 drive, 4:40 elapsed

W.Reichard kicks 58 yards from MIN 35 to GB 7. S.Moore to GB 32 for 25 yards (J.Ward).

PENALTY on MIN-J.Ward, Unnecessary Roughness, 15 yards, enforced at GB 32.

** Injury Update: MIN-B.Richter return is Questionable.

Green Bay Packers at 10:20, (1st play from scrimmage 10:13)

1-10-GB 47	(10:13) (Shotgun) J.Love pass short left to M.Lloyd to MIN 47 for 6 yards (D.Turner).	
2-4-MIN 47	(9:35) K.Johnson left tackle to MIN 44 for 3 yards (E.Wilson).	
3-1-MIN 44	(8:52) (Shotgun) Direct snap to T.Kraft. J.Love pass short right to C.Watson to MIN 29 for 15 yards (J.Metellus).	P1
1-10-MIN 29	(8:10) K.Johnson right tackle to MIN 27 for 2 yards (E.Williams).	
2-8-MIN 27	(7:30) K.Johnson left end to MIN 26 for 1 yard (E.Wilson).	
3-7-MIN 26	(6:45) (Shotgun) J.Love sacked at MIN 35 for -9 yards (D.Turner).	
4-16-MIN 35	(6:06) T.Smack 53 yard field goal is No Good, Wide Right, Center-M.Orzech, Holder-D.Whelan.	

Timeout at 06:00.

Minnesota Vikings at 6:00

1-10-MIN 43	(6:00) K.Cousins pass short right to G.Bartholomew ran ob at GB 46 for 11 yards (E.Williams).	P1
1-10-GB 46	(5:33) K.Cousins scrambles up the middle to GB 42 for 4 yards (T.Hopper).	
2-6-GB 42	(4:52) J.Mason left tackle to GB 38 for 4 yards (D.Dennis-Sutton).	
3-2-GB 38	(4:11) (Shotgun) K.Cousins pass short right to J.Jefferson pushed ob at GB 25 for 13 yards (X.McKinney).	P2
1-10-GB 25	(3:38) J.Mason left tackle to GB 23 for 2 yards (T.Hopper).	
2-8-GB 23	(3:00) (Shotgun) K.Cousins pass incomplete short left to T.Felton (E.Williams).	
3-8-GB 23	(2:57) (Shotgun) K.Cousins pass incomplete short middle to J.Jefferson [E.Williams].	
	PENALTY on MIN-D.Dallas, Face Mask, 15 yards, enforced at GB 23 - No Play.	
3-23-GB 38	**(2:54) (Shotgun) K.Cousins pass deep left to M.Price for 38 yards, TOUCHDOWN. GB-B.Cisse was injured during the play.**	P3

Timeout at 02:46.

W.Reichard extra point is GOOD, Center-A.DePaola, Holder-B.Thorson.

MIN 10 GB 0, 7 plays, 57 yards, 3:14 drive, 12:14 elapsed

W.Reichard kicks 62 yards from MIN 35 to GB 3. S.Moore to GB 29 for 26 yards (C.Chambliss; Jak.Thomas).

Green Bay Packers at 2:46, (1st play from scrimmage 2:42)

1-10-GB 29	(2:42) M.Becton reported in as eligible. J.Love pass short right to M.Lloyd pushed ob at GB 44 for 15 yards (I.Rodgers) [D.Turner].	P2
1-10-GB 44	(2:01) M.Lloyd left guard to MIN 45 for 11 yards (J.Metellus).	R3
1-10-MIN 45	(1:18) (Shotgun) J.Love pass incomplete short right to C.Watson.	
	PENALTY on MIN-E.Wilson, Roughing the Passer, 15 yards, enforced at MIN 45 - No Play.	X4

Minnesota Vikings vs Green Bay Packers at Lambeau Field

1-10-MIN 30	(1:15) (Shotgun) K.Johnson left guard to MIN 27 for 3 yards (E.Williams).	
2-7-MIN 27	(:36) (Shotgun) K.Johnson left tackle to MIN 29 for -2 yards (E.Wilson).	
	PENALTY on MIN-D.Turner, Unsportsmanlike Conduct, 15 yards, enforced at MIN 29.	X5
1-10-MIN 14	(:06) (Shotgun) C.Brooks left guard to MIN 13 for 1 yard (D.Orange; E.Wilson).	

END OF QUARTER

	Score	Time Poss	First Downs				Efficiencies	
			R	P	X	T	3 Down	4 Down
Minnesota Vikings	**10**	**7:26**	**0**	**3**	**0**	**3**	**2/4**	**0/0**
Green Bay Packers	**0**	**7:34**	**1**	**2**	**2**	**5**	**1/2**	**0/0**

Play By Play

Second Quarter

Green Bay Packers continued.

	** Injury Update: GB-B.Cisse return is Questionable.	
2-9-MIN 13	*(15:00) (Shotgun) PENALTY on GB-T.Kraft, False Start, 5 yards, enforced at MIN 13 - No Play.*	
2-14-MIN 18	(15:00) (Shotgun) J.Love pass deep middle intended for T.Kraft INTERCEPTED by H.Smith at MIN 0. Touchback.	

Timeout at 14:55.

	** Injury Update: GB-S.Moore return is Questionable.	

Minnesota Vikings at 14:55

1-10-MIN 20	(14:55) A.Jones left end to MIN 17 for -3 yards (X.McKinney, C.Valentine).	
2-13-MIN 17	(14:18) (Shotgun) K.Cousins pass short right to M.Price to MIN 28 for 11 yards (K.Nixon; X.McKinney).	
3-2-MIN 28	(13:35) (Shotgun) K.Cousins pass incomplete short left to G.Bartholomew.	
4-2-MIN 28	(13:30) B.Thorson punts 59 yards to GB 13, Center-A.DePaola. M.Golden to GB 26 for 13 yards (J.Golday).	

Timeout at 13:19.

Green Bay Packers at 13:19

1-10-GB 26	(13:19) (Shotgun) J.Love pass incomplete short right to T.Kraft (I.Pace). The incomplete pass was assisted by replay.	
	** Injury Update: MIN-B.Richter is Out of the game.	
2-10-GB 26	(13:16) (Shotgun) J.Love sacked at GB 16 for -10 yards (L.Rodriguez).	
3-20-GB 16	(12:30) M.Becton reported in as eligible. J.Love sacked at GB 10 for -6 yards (E.Wilson).	
4-26-GB 10	(11:46) D.Whelan punts 45 yards to MIN 45, Center-M.Orzech, fair catch by M.Price.	

Timeout at 11:39.

Minnesota Vikings at 11:39

1-10-MIN 45	(11:39) K.Cousins pass short right to B.Yurosek to GB 48 for 7 yards (K.Nixon).	
2-3-GB 48	(11:02) J.Mason right tackle to GB 47 for 1 yard (E.Williams).	
3-2-GB 47	(10:18) (Shotgun) K.Cousins pass short left to T.Felton to GB 44 for 3 yards (J.Bullard).	P4
1-10-GB 44	(9:31) K.Cousins pass incomplete short left to J.Jefferson (C.Valentine).	
2-10-GB 44	(9:27) (Shotgun) M.Price right end to GB 32 for 12 yards (K.Nixon; E.Williams).	R5
1-10-GB 32	(8:45) (Shotgun) K.Cousins scrambles right tackle to GB 24 for 8 yards (I.McDuffie).	
2-2-GB 24	(8:05) J.Mason up the middle to GB 20 for 4 yards (A.Campbell).	R6
1-10-GB 20	(7:30) K.Cousins pass incomplete short left to M.Bredeson.	
2-10-GB 20	(7:24) (Shotgun) K.Cousins pass short middle intended for J.Mason INTERCEPTED by L.Van Ness (B.Sorrell) [K.Brooks] at GB 21. L.Van Ness to GB 21 for no gain (J.Huber). The Replay Official reviewed the passer was not down by contact ruling, and the play was REVERSED. (Shotgun) K.Cousins sacked at GB 25 for -5 yards (K.Brooks).	
3-15-GB 25	(6:59) (Shotgun) K.Cousins pass deep left to T.Felton pushed ob at GB 1 for 24 yards (K.Hadden).	P7
1-1-GB 1	**(6:22) C.Tiernan reported in as eligible. A.Jones left end for 1 yard, TOUCHDOWN.**	R8
	W.Reichard extra point is GOOD, Center-A.DePaola, Holder-B.Thorson.	

Timeout at 06:17.

MIN 17 GB 0, 11 plays, 55 yards, 5:22 drive, 8:43 elapsed

W.Reichard kicks 65 yards from MIN 35 to GB 0. B.Melton to GB 28 for 28 yards (J.Golday). GB-B.Melton was injured during the play.

Green Bay Packers at 6:17, (1st play from scrimmage 6:12)

1-10-GB 28	(6:12) (Shotgun) M.Lloyd up the middle to GB 32 for 4 yards (D.Orange).	
2-6-GB 32	(5:30) (Shotgun) J.Love pass incomplete short middle to M.Golden.	
3-6-GB 32	*(5:26) (Shotgun) PENALTY on GB, Delay of Game, 5 yards, enforced at GB 32 - No Play.*	
3-11-GB 27	(5:26) (Shotgun) J.Love pass short left to M.Golden to GB 39 for 12 yards (J.Pierre). Minnesota challenged the pass completion ruling, and the play was REVERSED. (Shotgun) J.Love pass incomplete short left to M.Golden (J.Pierre).	
4-11-GB 27	(5:22) D.Whelan punts 48 yards to MIN 25, Center-M.Orzech, downed by GB-K.Hadden.	
	** Injury Update: GB-B.Melton return is Questionable.	

Minnesota Vikings at 5:10

1-10-MIN 25	(5:10) J.Mason up the middle to MIN 32 for 7 yards (T.Hopper; E.Williams).	
2-3-MIN 32	(4:33) J.Mason left tackle to MIN 39 for 7 yards (X.McKinney).	R9
1-10-MIN 39	(3:50) (Shotgun) K.Cousins pass short left to T.Felton to MIN 45 for 6 yards (I.McDuffie).	
2-4-MIN 45	(3:07) J.Mason right tackle to MIN 48 for 3 yards (L.Van Ness; J.Bullard).	

Minnesota Vikings vs Green Bay Packers at Lambeau Field

	PENALTY on MIN-T.Felton, Illegal Shift, 5 yards, enforced at MIN 45 - No Play.	
2-9-MIN 40	(2:41) (Shotgun) K.Cousins pass deep left to J.Jefferson ran ob at GB 43 for 17 yards.	P10
1-10-GB 43	(2:08) K.Cousins pass incomplete short right.	
2-10-GB 43	(2:01) (Shotgun) J.Mason up the middle to GB 42 for 1 yard (I.McDuffie; D.Wyatt).	
Two-Minute Warning		
3-9-GB 42	(1:56) (Shotgun) K.Cousins pass deep left intended for T.Felton INTERCEPTED by X.McKinney at GB 16. X.McKinney ran ob at GB 16 for no gain.	
Green Bay Packers at 1:51		
1-10-GB 16	(1:51) (Shotgun) J.Love pass short left to M.Golden to GB 36 for 20 yards (H.Smith; J.Metellus).	P6
1-10-GB 36	(1:30) (No Huddle, Shotgun) J.Love pass short right to C.Brooks to GB 38 for 2 yards (B.Murphy).	
2-8-GB 38	(1:08) (No Huddle, Shotgun) J.Love pass short left to M.Golden to GB 48 for 10 yards (A.Van Ginkel) [J.Redmond].	P7
1-10-GB 48	(:47) (No Huddle, Shotgun) J.Love pass incomplete short middle to T.Kraft (D.Turner).	
2-10-GB 48	(:44) (Shotgun) J.Love sacked at GB 44 for -4 yards (A.Van Ginkel).	
	Timeout #1 by GB at 00:25.	
3-14-GB 44	(:25) (Shotgun) J.Love sacked at GB 35 for -9 yards (K.Van Noy).	
	Timeout #1 by MIN at 00:20.	
4-23-GB 35	(:20) D.Whelan punts 65 yards to end zone, Center-M.Orzech, Touchback.	
Minnesota Vikings at 0:12		
1-10-MIN 20	(:12) K.Cousins kneels to MIN 19 for -1 yards.	

END OF QUARTER		**Time Poss**	**First Downs**				**Efficiencies**	
	Score		**R**	**P**	**X**	**T**	**3 Down**	**4 Down**
Minnesota Vikings	**17**	**10:29**	**4**	**3**	**0**	**7**	**2/4**	**0/0**
Green Bay Packers	**0**	**4:31**	**0**	**2**	**0**	**2**	**0/3**	**0/0**

Minnesota Vikings vs Green Bay Packers at Lambeau Field

Play By Play

Third Quarter

11/15/2026

GB elects to Receive, and MIN elects to defend the North goal.

W.Reichard kicks 65 yards from MIN 35 to end zone, Touchback to the GB 35.

Green Bay Packers at 15:00

1-10-GB 35	(15:00) (Shotgun) J.Love sacked at GB 29 for -6 yards (L.Rodriguez).	
2-16-GB 29	(14:20) (Shotgun) J.Love pass short right to M.Lloyd to GB 34 for 5 yards (E.Wilson).	
	** Injury Update: GB-B.Melton is Out of the game.	
	** Injury Update: GB-S.Moore is Out of the game.	
3-11-GB 34	(13:35) (Shotgun) J.Love pass short middle to M.Golden to GB 48 for 14 yards (J.Pierre).	P8
1-10-GB 48	(12:52) K.Johnson up the middle to MIN 46 for 6 yards (I.Pace).	
2-4-MIN 46	(12:17) (Shotgun) J.Love Aborted. J.Williams FUMBLES at GB 42, touched at GB 35, RECOVERED by MIN-D.Turner at GB 27.	

Minnesota Vikings at 12:10

1-10-GB 27	(12:10) A.Jones up the middle to GB 8 for 19 yards (I.McDuffie).	R11
1-8-GB 8	(11:25) A.Jones up the middle to GB 4 for 4 yards (E.Williams; J.Bullard).	
2-4-GB 4	(10:51) K.Cousins pass incomplete short middle to J.Jefferson (K.Nixon).	
3-4-GB 4	(10:47) (Shotgun) K.Cousins sacked at GB 14 for -10 yards (L.Van Ness).	
4-14-GB 14	**(10:05) W.Reichard 32 yard field goal is GOOD, Center-A.DePaola, Holder-B.Thorson.**	

Timeout at 10:02.

MIN 20 GB 0, 5 plays, 13 yards, 2:08 drive, 4:58 elapsed

W.Reichard kicks 64 yards from MIN 35 to GB 1. J.Sturdivant to GB 25 for 24 yards (J.Jones).

Green Bay Packers at 10:02, (1st play from scrimmage 9:57)

1-10-GB 25	(9:57) (Shotgun) K.Johnson right tackle to GB 33 for 8 yards (E.Williams; B.Murphy).	
2-2-GB 33	(9:14) K.Johnson up the middle to GB 42 for 9 yards (T.Jackson).	R9
1-10-GB 42	(8:31) M.Becton reported in as eligible. J.Love sacked at GB 32 for -10 yards (J.Redmond).	
2-20-GB 32	(7:46) (Shotgun) J.Love pass incomplete short left to C.Watson (J.Redmond).	
3-20-GB 32	(7:43) (Shotgun) J.Love pass deep middle to S.Williams to MIN 44 for 24 yards (T.Jackson).	P10
1-10-MIN 44	(7:11) (No Huddle, Shotgun) J.Love sacked at MIN 49 for -5 yards (E.Williams).	
2-15-MIN 49	(6:33) (No Huddle, Shotgun) J.Love pass incomplete short right to M.Golden.	
3-15-MIN 49	(6:29) (Shotgun) J.Love pass short right to J.Sturdivant ran ob at MIN 44 for 5 yards.	
4-10-MIN 44	(6:01) (No Huddle, Shotgun) J.Love pass short left to M.Golden ran ob at MIN 32 for 12 yards.	P11
1-10-MIN 32	**(5:43) (No Huddle) J.Love pass deep right to J.Sturdivant for 32 yards, TOUCHDOWN.**	P12
	T.Smack extra point is GOOD, Center-M.Orzech, Holder-D.Whelan.	

Timeout at 05:37.

** Injury Update: MIN-J.Jones return is Questionable.

MIN 20 GB 7, 10 plays, 75 yards, 4:25 drive, 9:23 elapsed

T.Smack kicks 62 yards from GB 35 to MIN 3. M.Price to MIN 23 for 20 yards (B.Sorrell).

Minnesota Vikings at 5:37, (1st play from scrimmage 5:32)

1-10-MIN 23	(5:32) K.Cousins pass incomplete short right to J.Mason (T.Hopper).	
2-10-MIN 23	(5:27) (Shotgun) J.Mason left guard to MIN 31 for 8 yards (B.Cox; I.McDuffie).	
3-2-MIN 31	(4:46) (Shotgun) K.Cousins pass short left to J.Jefferson to MIN 32 for 1 yard (C.Valentine; X.McKinney).	
4-1-MIN 32	(4:04) B.Thorson punts 54 yards to GB 14, Center-A.DePaola, fair catch by M.Golden.	

Timeout at 03:57.

Green Bay Packers at 3:57

1-10-GB 14	(3:57) M.Lloyd up the middle to GB 11 for -3 yards (E.Williams).	
2-13-GB 11	(3:34) (No Huddle, Shotgun) J.Love pass short left to C.Watson to GB 24 for 13 yards (T.Jackson; J.Golday) [L.Rodriguez]. The first down was assisted by replay.	P13
1-10-GB 24	(3:06) (Shotgun) K.Johnson right guard to GB 28 for 4 yards (E.Wilson).	
2-6-GB 28	(2:32) (Shotgun) J.Love pass short middle to T.Kraft to GB 47 for 19 yards (T.Jackson; J.Metellus).	P14
1-10-GB 47	(2:07) (No Huddle, Shotgun) J.Love pass short right to M.Golden to MIN 39 for 14 yards (B.Murphy).	P15
1-10-MIN 39	(1:36) (No Huddle, Shotgun) J.Love pass short left to C.Watson to MIN 30 for 9 yards (I.Rodgers, H.Smith).	
2-1-MIN 30	(1:07) (No Huddle, Shotgun) K.Johnson left guard to MIN 22 for 8 yards (J.Metellus).	R16
1-10-MIN 22	(:34) (No Huddle, Shotgun) J.Love pass incomplete deep left to C.Watson.	

Minnesota Vikings vs Green Bay Packers at Lambeau Field

2-10-MIN 22 (:30) (Shotgun) J.Love pass incomplete short right to M.Golden (I.Rodgers).

3-10-MIN 22 (:26) (Shotgun) J.Love pass incomplete short middle to J.Sturdivant.

4-10-MIN 22 **(:23) T.Smack 40 yard field goal is GOOD, Center-M.Orzech, Holder-D.Whelan.**

Timeout at 00:19.

MIN 20 GB 10, 11 plays, 64 yards, 3:38 drive, 14:41 elapsed

T.Smack kicks 60 yards from GB 35 to MIN 5. M.Price to MIN 25 for 20 yards (K.Oladapo).

Minnesota Vikings at 0:19, (1st play from scrimmage 0:14)

1-10-MIN 25 (:14) A.Jones right tackle to MIN 29 for 4 yards (L.Van Ness).

END OF QUARTER		**Time Poss**	**First Downs**				**Efficiencies**	
	Score		**R**	**P**	**X**	**T**	**3 Down**	**4 Down**
Minnesota Vikings	**20**	**4:07**	**1**	**0**	**0**	**1**	**0/2**	**0/0**
Green Bay Packers	**10**	**10:53**	**2**	**7**	**0**	**9**	**2/4**	**1/1**

Play By Play

Fourth Quarter

11/15/2026

Minnesota Vikings continued.

2-6-MIN 29	(15:00) K.Cousins pass short right to G.Bartholomew pushed ob at MIN 34 for 5 yards (K.Nixon).	
3-1-MIN 34	(14:31) C.Tiernan reported in as eligible. J.Mason up the middle to MIN 36 for 2 yards (C.Valentine).	R12
1-10-MIN 36	(13:52) (Shotgun) K.Cousins pass short left to J.Jefferson to MIN 46 for 10 yards (B.Sorrell).	P13
1-10-MIN 46	(13:08) (Shotgun) K.Cousins pass short left to J.Jefferson to MIN 48 for 2 yards (C.Valentine) [J.Bullard].	
2-8-MIN 48	(12:32) (Shotgun) K.Cousins pass short right to J.Jefferson to MIN 44 for -4 yards (J.Bullard).	
3-12-MIN 44	(11:55) (No Huddle, Shotgun) K.Cousins pass short left to J.Jefferson to GB 40 for 16 yards (E.Williams; J.Bullard).	P14
1-10-GB 40	(11:10) J.Mason left tackle to GB 34 for 6 yards (B.Cox).	
	PENALTY on MIN-T.Felton, Illegal Motion, 5 yards, enforced at GB 40 - No Play.	
1-15-GB 45	(10:34) (Shotgun) K.Cousins pass short right to J.Jefferson to GB 37 for 8 yards (X.McKinney; K.Nixon).	
2-7-GB 37	(9:50) A.Jones right end pushed ob at GB 31 for 6 yards (B.Sorrell; T.Hopper).	
3-1-GB 31	(9:15) K.Cousins pass short left to J.Jefferson pushed ob at GB 20 for 11 yards (C.Valentine).	P15
1-10-GB 20	**(8:36) (Shotgun) K.Cousins pass short middle to G.Bartholomew for 20 yards, TOUCHDOWN.**	P16
	W.Reichard extra point is GOOD, Center-A.DePaola, Holder-B.Thorson.	

Timeout at 08:29.

MIN 27 GB 10, 11 plays, 75 yards, 6:50 drive, 6:31 elapsed

W.Reichard kicks 60 yards from MIN 35 to GB 5. J.Sturdivant to GB 31 for 26 yards (Jak.Thomas). FUMBLES (Jak.Thomas), RECOVERED by MIN-J.Golday at GB 35. ** Injury Update: MIN-J.Jones has returned to the game.

Minnesota Vikings at 8:24

1-10-GB 35	(8:24) J.Mason right guard to GB 29 for 6 yards (C.McClellan; D.Dennis-Sutton).	
2-4-GB 29	(7:40) (Shotgun) J.Mason up the middle to GB 27 for 2 yards (T.Hopper; I.McDuffie).	
3-2-GB 27	(7:00) K.Cousins pass incomplete deep right.	
	PENALTY on GB-C.Valentine, Defensive Holding, 5 yards, enforced at GB 27 - No Play.	X17
1-10-GB 22	(6:54) (Shotgun) K.Cousins pass short left to M.Price pushed ob at GB 18 for 4 yards (C.Valentine).	
2-6-GB 18	(6:19) (Shotgun) J.Mason left tackle to GB 15 for 3 yards (T.Hopper).	
	Timeout #1 by MIN at 05:35.	
3-3-GB 15	(5:35) (Shotgun) K.Cousins pass short left to A.Jones ran ob at GB 7 for 8 yards (C.Valentine).	P18
1-7-GB 7	(4:56) A.Jones up the middle to GB 4 for 3 yards (C.McClellan; I.McDuffie).	
	Timeout #1 by GB at 04:45.	
2-4-GB 4	(4:45) A.Jones left guard to GB 2 for 2 yards (C.McClellan).	
3-2-GB 2	(4:03) K.Cousins pass incomplete short middle to J.Jefferson (K.Nixon).	
4-2-GB 2	**(3:59) W.Reichard 20 yard field goal is GOOD, Center-A.DePaola, Holder-B.Thorson.**	

Timeout at 03:56.

MIN 30 GB 10, 9 plays, 33 yards, 1 penalty, 4:28 drive, 11:04 elapsed

W.Reichard kicks 61 yards from MIN 35 to GB 4. S.Williams to GB 36 for 32 yards (C.Chambliss; J.Golday).

PENALTY on GB-K.Welch, Offensive Holding, 10 yards, enforced at GB 26.

Green Bay Packers at 3:56, (1st play from scrimmage 3:50)

1-10-GB 16	(3:50) M.Lloyd left guard to GB 17 for 1 yard (C.Banks; I.Pace).	
2-9-GB 17	(3:16) (Shotgun) T.Taylor pass short right to S.Williams to GB 20 for 3 yards (I.Rodgers).	
3-6-GB 20	(2:28) (Shotgun) T.Taylor pass incomplete short middle to J.Sturdivant (D.Turner).	
4-6-GB 20	(2:25) D.Whelan punts 44 yards to MIN 36, Center-M.Orzech, downed by GB-J.Sturdivant.	
	PENALTY on GB-T.Hopper, Unnecessary Roughness, 15 yards, enforced at MIN 36.	

Minnesota Vikings at 2:15

1-10-GB 49	(2:15) J.Mason up the middle to GB 45 for 4 yards (A.Campbell; J.Riley).	

Two-Minute Warning

2-6-GB 45	(2:00) J.Mason right tackle to GB 44 for 1 yard (E.Williams; B.Cox).	
3-5-GB 44	(1:15) J.Mason left guard to GB 42 for 2 yards (D.Dennis-Sutton; A.Campbell).	
	Timeout #2 by MIN at 00:29.	
4-3-GB 42	(:29) C.Tiernan reported in as eligible. J.Mason left tackle to GB 37 for 5 yards (B.Cox).	R19

Minnesota Vikings vs Green Bay Packers at Lambeau Field

END OF QUARTER	Score	Time Poss	First Downs				Efficiencies	
			R	P	X	T	3 Down	4 Down
Minnesota Vikings	30	13:14	2	5	1	8	4/6	1/1
Green Bay Packers	10	1:46	0	0	0	0	0/1	0/0

Miscellaneous Statistics Report

Minnesota Vikings vs Green Bay Packers
11/15/2026 at Lambeau Field

Ten Longest Plays for Minnesota Vikings

Yards	Qtr	Play Start	Play Description
38	1	3-23-GB 38	(2:54) (Shotgun) K.Cousins pass deep left to M.Price for 38 yards, TOUCHDOWN. GB-B.Cisse was injured during the play.
24	2	3-15-GB 25	(6:59) (Shotgun) K.Cousins pass deep left to T.Felton pushed ob at GB 1 for 24 yards (K.Hadden).
20	4	1-10-GB 20	(8:36) (Shotgun) K.Cousins pass short middle to G.Bartholomew for 20 yards, TOUCHDOWN.
19	3	1-10-GB 27	(12:10) A.Jones up the middle to GB 8 for 19 yards (I.McDuffie).
17	2	2-9-MIN 40	(2:41) (Shotgun) K.Cousins pass deep left to J.Jefferson ran ob at GB 43 for 17 yards.
16	4	3-12-MIN 44	(11:55) (No Huddle, Shotgun) K.Cousins pass short left to J.Jefferson to GB 40 for 16 yards (E.Williams; J.Bullard).
13	1	3-2-GB 38	(4:11) (Shotgun) K.Cousins pass short right to J.Jefferson pushed ob at GB 25 for 13 yards (X.McKinney).
12	2	2-10-GB 44	(9:27) (Shotgun) M.Price right end to GB 32 for 12 yards (K.Nixon; E.Williams).
11	1	1-10-MIN 43	(6:00) K.Cousins pass short right to G.Bartholomew ran ob at GB 46 for 11 yards (E.Williams).
11	2	2-13-MIN 17	(14:18) (Shotgun) K.Cousins pass short right to M.Price to MIN 28 for 11 yards (K.Nixon; X.McKinney).

Ten Longest Plays for Green Bay Packers

Yards	Qtr	Play Start	Play Description
32	3	1-10-MIN 32	(5:43) (No Huddle) J.Love pass deep right to J.Sturdivant for 32 yards, TOUCHDOWN.
24	3	3-20-GB 32	(7:43) (Shotgun) J.Love pass deep middle to S.Williams to MIN 44 for 24 yards (T.Jackson).
20	2	1-10-GB 16	(1:51) (Shotgun) J.Love pass short left to M.Golden to GB 36 for 20 yards (H.Smith; J.Metellus).
19	3	2-6-GB 28	(2:32) (Shotgun) J.Love pass short middle to T.Kraft to GB 47 for 19 yards (T.Jackson; J.Metellus).
15	1	3-1-MIN 44	(8:52) (Shotgun) Direct snap to T.Kraft. J.Love pass short right to C.Watson to MIN 29 for 15 yards (J.Metellus).
15	1	1-10-GB 29	(2:42) M.Becton reported in as eligible. J.Love pass short right to M.Lloyd pushed ob at GB 44 for 15 yards (I.Rodgers)
14	3	3-11-GB 34	(13:35) (Shotgun) J.Love pass short middle to M.Golden to GB 48 for 14 yards (J.Pierre).
14	3	1-10-GB 47	(2:07) (No Huddle, Shotgun) J.Love pass short right to M.Golden to MIN 39 for 14 yards (B.Murphy).
13	1	2-7-MIN 27	(:36) (Shotgun) K.Johnson left tackle to MIN 29 for -2 yards (E.Wilson).
13	3	2-13-GB 11	(3:34) (No Huddle, Shotgun) J.Love pass short left to C.Watson to GB 24 for 13 yards (T.Jackson; J.Golday) [L.Rodriguez].

Touchdown Scoring Information		Offense	Defense	Special Teams
VISITOR	Minnesota Vikings	3	0	0
HOME	Green Bay Packers	1	0	0

Player Scoring Information

Club	Player	TD	Rush TD	Rec TD	KO TD	Punt TD	Int TD	Fum TD	Misc TD	FG	XP	2Pt Rush	2Pt Rec	Sfty	Points
MIN	W.Reichard	0	0	0	0	0	0	0	0	3	3	0	0	0	12
MIN	A.Jones	0	1	0	0	0	0	0	0	0	0	0	0	0	6
MIN	M.Price	0	0	1	0	0	0	0	0	0	0	0	0	0	6
MIN	G.Bartholomew	0	0	1	0	0	0	0	0	0	0	0	0	0	6
GB	J.Sturdivant	0	0	1	0	0	0	0	0	0	0	0	0	0	6
GB	T.Smack	0	0	0	0	0	0	0	0	1	1	0	0	0	4

Possession Detail	First Half		Second Half		Game	
	Visitor	Home	Visitor	Home	Visitor	Home
Largest Lead	17	0	20	0	20	0
Drives Leading	5	0	5	0	10	0
Time of Possession Leading	13:43	0:00	17:21	0:00	31:04	0:00
Largest Deficit	0	-17	0	-20	0	-20
Drives Trailing	0	5	0	5	0	10
Time of Possession Trailing	0:00	11:37	0:00	12:39	0:00	24:16
Times Score Tied Up		0		0		0
Lead Changes		1		0		1

Playtime Percentage

Percent of playtime per player on offense, defense and special teams (Unofficial)

Minnesota Vikings		Offense		Defense		Special Teams		Green Bay Packers		Offense		Defense		Special Teams	
B.Brandel	C	69	100%			6	23%	A.Belton	G/T	55	100%			3	12%
J.Huber	G	69	100%			6	23%	J.Morgan	T/G	55	100%			3	12%
W.Fries	G	69	100%			6	23%	J.Williams	G	55	100%			3	12%
K.Cousins	QB	69	100%					L.Tomlinson	G	55	100%			3	12%
B.O'Neill	T	69	100%					T.Glover	G/T	55	100%				
C.Darrisaw	T	69	100%					T.Kraft	TE	52	95%				
J.Jefferson	WR	63	91%					J.Love	QB	52	95%				
T.Felton	WR	59	86%					C.Watson	WR	47	85%				
G.Bartholomew	TE	53	77%					M.Golden	WR	46	84%			2	8%
B.Yurosek	TE	40	58%			13	50%	C.Brooks	RB	26	47%			13	50%
J.Mason	RB	37	54%					M.Redman	TE	21	38%			9	35%
M.Price	WR	33	48%			7	27%	J.Smith	TE	20	36%			7	27%
A.Jones	RB	30	43%					S.Williams	WR	20	36%			4	15%
M.Bredeson	FB	19	28%			3	12%	M.Lloyd	RB	14	25%				
J.Jones	WR	6	9%			11	42%	K.Johnson	RB	14	25%				
C.Tiernan	T	3	4%			6	23%	J.Sturdivant	WR	9	16%			16	62%
D.Dallas	RB	2	3%			17	65%	D.Dabney	TE	3	5%			8	31%
J.Metellus	S			55	100%			M.Becton	G	3	5%			3	12%
E.Wilson	LB			55	100%			T.Taylor	QB	3	5%				
B.Murphy	CB			51	93%			E.Williams	S			69	100%	9	35%
J.Redmond	DL			48	87%	3	12%	X.McKinney	S			69	100%	6	23%
D.Turner	LB			47	85%			K.Nixon	CB			69	100%		
I.Rodgers	CB			44	80%	3	12%	I.McDuffie	LB			68	99%	3	12%
I.Pace	LB			42	76%	15	58%	T.Hopper	LB			67	97%	10	38%
T.Jackson	S			41	75%	3	12%	C.Valentine	CB			55	80%	3	12%
L.Rodriguez	DL			37	67%	3	12%	K.Brooks	DT			42	61%	3	12%
A.Van Ginkel	LB			36	65%			D.Wyatt	DT			42	61%		
K.Van Noy	LB			32	58%			L.Van Ness	DE			37	54%	4	15%
J.Pierre	CB			27	49%	7	27%	J.Bullard	S			36	52%		
H.Smith	S			27	49%			B.Cox	DE			35	51%	6	23%
E.Williams	DL			21	38%	8	31%	B.Sorrell	DE			34	49%	19	73%
J.Golday	LB			18	33%	20	77%	D.Dennis-Sutton	DE			34	49%	12	46%
C.Banks	DL			17	31%	3	12%	C.McClellan	DT			32	46%	7	27%
D.Orange	DL			7	13%	3	12%	J.Riley	DT			28	41%		
C.Chambliss	LB					20	77%	A.Campbell	DT			25	36%	7	27%
J.Ward	S					17	65%	B.Cisse	CB			14	20%		
Jac.Thomas	S					17	65%	K.Hadden	CB			2	3%	15	58%
Jak.Thomas	S					17	65%	N.Niemann	LB			1	1%	23	88%
D.Culp	TE					13	50%	K.Welch	LB					20	77%
W.Reichard	K					13	50%	K.Oladapo	S					17	65%
Z.Vaughn	CB					9	35%	B.St-Juste	CB					12	46%
A.DePaola	LS					9	35%	B.Melton	WR					10	38%
B.Thorson	P					9	35%	D.Whelan	P					7	27%
M.Jurgens	C					6	23%	M.Orzech	LS					7	27%
R.Van Demark	T					6	23%								

C.Demmings	CB	5	19%	T.Smack	K	6	23%
B.Richter	LB	2	8%	S.Moore	WR	3	12%
				A.Banks	G	3	12%



UPDATED BIOGRAPHIES

ZACH BAKO-BEWELE

50 OFFENSIVE LINEMAN
WAKE FOREST

Fifth NFL Season | Fifth Packers Season



Ht: 6-4 | Wt: 304 | Born: March 26, 1999 | NFL Games Played/Started: 57/53 | Acquired: D4b-22

AT A GLANCE

- Has apeared in 57 games with 53 starts in his NFL career, opening games at three different spots on the offensive line (48 at RT, four at LT, one at LG).
- Is the only offensive lineman in the NFL to start 30-plus games since 2022 and not be penalized for holding (per TruMedia).
- Has been part of lines that have allowed one sack/zero sacks in 30 of the 53 games he has started in his NFL career.
- In his first three seasons as a full-time starter (2023-25), helped Green Bay rank No. 2 in the NFL over that span in sacks allowed (81) and No. 3 in sack percentage (5.0).
- Started all 17 games at RT in 2024 and earned first-team All-Pro honors from Pro Football Focus after helping the Packers rank No. 2 in sacks allowed (22) and No. 5 in total offense (370.8 ypg), rushing offense (146.8 ypg) and yards per play (6.14), Green Bay's first time finishing in the top five in all of those categories since 2003.
- Started every game at RT in 2023 and helped the Packers rank No. 3 in the NFL in sacks allowed (30) and No. 4 in sack percentage (4.9).
- Appeared in 48 games with 37 starts (23 at LT, 14 at C) over the course of four seasons at Wake Forest (2018-21), giving up just two sacks in 3,107 collegiate snaps.

2026 SEASON: Started two games at RT and was inactive in Week 3 (knee)…Was placed on injured reserve (knee) on Sept. 28.

At Minnesota (Sept. 13): Started at RT and played all 68 snaps, helping to protect QB Jordan Love as he threw for 387 yards and two TDs on 21-of-42 passing, the second-best yardage output of his career.

At N.Y. Jets (Sept. 20): Started at RT, but sustained a knee injury on the third play from scrimmage and was sidelined for the remainder of the game.

Vs. Atlanta (Sept. 24): Inactive (knee).

ZACH BAKO-BEWELE'S NFL REGULAR-SEASON STATISTICS

DATE	TEAM	GP	GS
2022	Packers	9	5
2023	Packers	17	17
2024	Packers	17	17
2025	Packers	12	12
2026	Packers	2	2
NFL TOTALS		**57**	**53**

ZACH BAKO-BEWELE'S NFL POSTSEASON STATISTICS

DATE	TEAM	GP	GS
2023	Packers	2	2
2024	Packers	1	1
NFL TOTALS		**3**	**3**



Ht: 6-0 | Wt: 190 | Born: February 8, 2003 | NFL Games Played/Started: 1/0 | Acquired: FA-25

AT A GLANCE

- Spent the majority of the 2025 season on Green Bay's practice squad before being signed to the active roster on Dec. 31.
- Played 66 of 67 defensive snaps (tied for No. 1 on the team among defensive backs) at Minnesota (Jan. 4) in his NFL debut, registering seven tackles (four solo).
- Also saw action on 10 special teams snaps in the NFC Wild Card contest at Chicago (Jan. 10).
- Signed by Green Bay as an undrafted free agent on May 2, 2025.
- Played in 44 games with 36 starts in four seasons at the University of Nevada-Las Vegas (2021-24), recording 211 tackles (126 solo), 15 tackles for a loss, 4½ sacks, 30 passes defensed, six interceptions, a forced fumble and a fumble recovery.

2026 SEASON: Was placed on injured reserve (knee) on Aug. 10.

JOHNATHAN BALDWIN II'S NFL REGULAR-SEASON DEFENSIVE STATISTICS

				TACKLES							INTERCEPTIONS										ST				MISC	
YEAR	TEAM	GP	GS	TK	S	A	TFL	YDS	SK	YDS	QBH	NO	YDS	LG	TD	PD	FF	FR	TD	YDS	TK	S	A	FF	FR	S	A
2025	Packers	1	0	7	4	3	0	0	0.0	0.0	0	0	0	0	0	0	0	0	0	0	0	0	0	0	0	0	0
NFL TOTALS		**1**	**0**	**7**	**4**	**3**	**0**	**0**	**0.0**	**0.0**	**0**	**0**	**0**	**0**	**0**	**0**	**0**	**0**	**0**	**0**	**0**	**0**	**0**	**0**	**0**	**0**	**0**

JOHNATHAN BALDWIN II'S NFL POSTSEASON DEFENSIVE STATISTICS

				TACKLES							INTERCEPTIONS										ST				MISC	
YEAR	TEAM	GP	GS	TK	S	A	TFL	YDS	SK	YDS	QBH	NO	YDS	LG	TD	PD	FF	FR	TD	YDS	TK	S	A	FF	FR	S	A
2025	Packers	1	0	0	0	0	0	0	0.0	0.0	0	0	0	0	0	0	0	0	0	0	0	0	0	0	0	0	0
NFL TOTALS		**1**	**0**	**0**	**0**	**0**	**0**	**0**	**0.0**	**0.0**	**0**	**0**	**0**	**0**	**0**	**0**	**0**	**0**	**0**	**0**	**0**	**0**	**0**	**0**	**0**	**0**	**0**

SINGLE-GAME HIGHS: DEFENSIVE

Total Tackles 7 at Minnesota Vikings, Jan 04, 2026

Solo Tackles 4 at Minnesota Vikings, Jan 04, 2026



Ht: 6-5 | Wt: 325 | Born: September 3, 1997 | NFL Games Played/Started: 73/60 | Acquired: UFA (SF)-25

AT A GLANCE

- Played in 15 games with 14 starts at LG for the Packers last season and was part of a line that helped them rank tied for No. 7 in the league in sacks allowed (29), No. 3 in giveaways (13) and No. 2 in third-down conversions (48.8 pct.).
- During his three seasons as a starter with the 49ers (2022-24), was part of a line that helped them rank No. 2 in the NFL over that span in total offense (380.1 ypg), No. 1 in yards per play (6.3), No. 3 in yards per carry (4.73 avg.), tied for No. 5 in sacks allowed (101) and No. 6 in rushing offense (135.5 ypg).
- Helped protect 49ers QB Brock Purdy, who led the NFL in passer rating (113.0) and yards per attempt (9.6) in 2023 while setting a franchise record with 4,280 passing yards.
- In 2023, was part of a line that helped the 49ers become the first team in NFL history to feature an RB (Christian McCaffrey), two WRs (Brandon Aiyuk and Deebo Samuel) and a TE (George Kittle) who each posted 1,000-plus yards from scrimmage in a single season.
- Appeared in 38 games with 31 starts during his four years at Notre Dame (2017-20), earning first-team All-America honors from The Associated Press as a senior in 2020.

2026 SEASON: Has appeared in five games with three starts at LG and has been inactive for five contests due to injury.

At Minnesota (Sept. 13): Inactive (knee).

At N.Y. Jets (Sept. 20): Started at LG and played the first 22 snaps before departing the game due to a toe injury.

Vs. Atlanta (Sept. 24): Inactive (knee/toe).

At Tampa Bay (Oct. 4): Inactive (knee/toe).

Vs. Chicago (Oct. 11): Inactive (knee/toe).

Vs. Dallas (Oct. 18): Inactive (knee/toe).

At Detroit (Oct. 25): Appeared on four plays on special teams.

Vs. Carolina (Oct. 29): Started at LG and played all 69 snaps, part of a line that did not allow a sack of QB Jordan Love as he threw for 288 yards and three TDs on 30-of-41 passing.

At New England (Nov. 8): Started at LG and played 46 of 66 snaps, helping to protect Love as he posted a career-high 153.2 passer rating and a season-best 372 passing yards and three TDs on 23-of-29 passing.

Vs. Minnesota (Nov. 15): Appeared on three plays on special teams.

AARON BANKS' NFL REGULAR-SEASON STATISTICS

DATE	TEAM	GP	GS
2021	49ers	9	0
2022	49ers	16	16
2023	49ers	15	14
2024	49ers	13	13
2025	Packers	15	14
2026	Packers	5	3
NFL TOTALS		**73**	**60**

AARON BANKS' NFL POSTSEASON STATISTICS

DATE	TEAM	GP	GS
2021	49ers	1	0
2022	49ers	3	3
2023	49ers	3	3
2025	Packers	1	1
NFL TOTALS		**8**	**7**

2026 GXG REGULAR SEASON (PACKERS)

DATE	OPPONENT	P/S	
09/13	at Vikings		INACTIVE/INJURY
09/20	at Jets	S	
09/24	Falcons		INACTIVE/INJURY
10/04	at Buccaneers		INACTIVE/INJURY
10/11	Bears		INACTIVE/INJURY
10/18	Cowboys		INACTIVE/INJURY
10/25	at Lions	P	
10/29	Panthers	S	
11/08	at Patriots	S	
11/15	Vikings	P	
2026 TOTALS		**5-3**	



Ht: 6-7 | Wt: 357 | Born: April 18, 1999 | NFL Games Played/Started: 63/59 | Acquired: FA-26

AT A GLANCE

- Was signed to Green Bay's active roster from the practice squad on Oct. 26. Was on Green Bay's practice squad for four games after signing with the team on Sept. 28.
- Appeared in 61 games with 59 starts from 2020-25 with the N.Y. Jets (2020-23), Philadelphia Eagles (2024) and Los Angeles Chargers, opening 29 games at RG, 28 at LT and two at RT.
- Was part of a Philadelphia line in 2024 that helped pave the way for RB Saquon Barkley to lead the league with a career-high 2,005 rushing yards and a career-best 13 rushing TDs on his way to earning NFL Offensive Player of the Year honors.
- Was originally selected by the Jets in the first round (No. 11 overall) of the 2020 NFL Draft out of Louisville, where he earned first-team All-ACC honors as a junior in 2019.

2026 SEASON: Has appeared in two games…Was active for one contest, but did not see any action.

Vs. Carolina (Oct. 29): Was active, but did not play.

At New England (Nov. 8): Played the final eight snaps of the game at LT with the Packers holding a 45-21 lead.

Vs. Minnesota (Nov. 15): Appeared on three plays on offense as an extra lineman as well as three plays on special teams.

MEKHI BECTON SR.'S NFL REGULAR-SEASON STATISTICS

DATE	TEAM	GP	GS
2020	Jets	14	13
2021	Jets	1	1
2023	Jets	16	16
2024	Eagles	15	15
2025	Chargers	15	14
2026	Packers	2	0
NFL TOTALS		**63**	**59**

MEKHI BECTON SR.'S NFL POSTSEASON STATISTICS

DATE	TEAM	GP	GS
2024	Eagles	4	4
2025	Chargers	1	1
NFL TOTALS		**5**	**5**

2026 GXG REGULAR SEASON (PACKERS)

DATE	OPPONENT	P/S	
10/04	at Buccaneers		PRACTICE SQUAD
10/11	Bears		PRACTICE SQUAD
10/18	Cowboys		PRACTICE SQUAD
10/25	at Lions		PRACTICE SQUAD
10/29	Panthers		DID NOT PLAY
11/08	at Patriots	P	
11/15	Vikings	P	
2026 TOTALS		**2-0**	



Ht: 6-6 | Wt: 336 | Born: February 23, 2001 | NFL Games Played/Started: 24/15 | Acquired: D2-25

AT A GLANCE

- Played in 14 games with seven starts as a rookie (six at RG, one at RT) and was part of a line that helped the Packers rank tied for No. 7 in the NFL in sacks allowed (29).
- His seven starts last season were the most by a Packers rookie offensive lineman since 2021 (G Royce Newman, 16 starts).
- Selected by the Packers in the second round (No. 54 overall) of the 2025 NFL Draft, the first offensive lineman from North Carolina State to be drafted by the Packers in franchise history.
- Appeared in 40 games with 32 starts at LT during his four seasons at North Carolina State, starting all 24 games he played in over his final two seasons (2023-24).
- Started all 11 games he appeared in as a senior and was selected to play in the Reese's Senior Bowl following the 2024 campaign.
- Earned third-team All-Atlantic Coast Conference honors in 2023 after tying for the team lead with 51 pancake blocks.
- Played one season at Georgia Military Academy (2019), where he was ranked the No. 5 JUCO offensive tackle in the country by 247Sports.com.

2026 SEASON: Has played in all 10 games with eight starts at RT...Has helped protect QB Jordan Love, who ranks No. 2 in the NFL in passing yards (2,838) and tied for No. 8 in TD passes (20).

At Minnesota (Sept. 13): Appeared on four plays on offense as an extra lineman along with six snaps on special teams.

At N.Y. Jets (Sept. 20): Took over at RT for an injured Zach Tom (knee) after just three snaps and played the final 56 snaps of the game there.

Vs. Atlanta (Sept. 24): Started at RT and played all 66 snaps, helping to protect Love as he was sacked only one time on the evening (312 yards and two TDs with one INT on 28-of-53 passing).

At Tampa Bay (Oct. 4): Started at RT and played all 60 snaps, part of a line that allowed zero sacks and two QB hits on the afternoon.

Vs. Chicago (Oct. 11): Started at RT and played all 61 snaps, helping to protect Love as he posted a career-high 137.5 passer rating (25 of 31 for 367 yards and two TDs with no INTs).

Vs. Dallas (Oct. 18): Started at RT and played all 75 snaps, part of a line that helped Love throw for 276 yards and a TD on 23-of-41 passing.

At Detroit (Oct. 25): Started at RT and appeared on all 67 snaps, helping to protect Love (274 yards passing and two TDs with one INT) as the line allowed only one sack on the afternoon.

Vs. Carolina (Oct. 29): Started at RT and played all 69 snaps, part of a line that did not allow a sack of Love as he threw for 288 yards and three TDs on 30-of-41 passing.

At New England (Nov. 8): Started at RT and played all 66 snaps, helping to protect Love as he posted a career-high 153.2 passer rating and a season-best 372 passing yards and three TDs on 23-of-29 passing.

Vs. Minnesota (Nov. 15): Started at RT and appeared on all 55 snaps.

ANTHONY BELTON'S NFL REGULAR-SEASON STATISTICS

DATE	TEAM	GP	GS
2025	Packers	14	7
2026	Packers	10	8
NFL TOTALS		**24**	**15**

ANTHONY BELTON'S NFL POSTSEASON STATISTICS

DATE	TEAM	GP	GS
2025	Packers	1	1
NFL TOTALS		**1**	**1**

2026 GXG REGULAR SEASON (PACKERS)

DATE	OPPONENT	P/S
09/13	at Vikings	P
09/20	at Jets	P
09/24	Falcons	S
10/04	at Buccaneers	S
10/11	Bears	S
10/18	Cowboys	S
10/25	at Lions	S
10/29	Panthers	S
11/08	at Patriots	S
11/15	Vikings	S
2026 TOTALS		**10-8**



Ht: 6-5 | Wt: 315 | Born: February 4, 2002 | NFL Games Played/Started: 11/1 | Acquired: D6-25

AT A GLANCE

- Appeared in 11 games with one start as a rookie last season, recording 13 tackles (six solo), a half-sack, three quarterback hits and 13 Next Gen Stat QB pressures on defense while also seeing action on special teams.
- Recorded a solo tackle and a QB hit in his NFL playoff debut at Chicago in the NFC Wild Card contest.
- Appeared in 59 games with eight starts at Georgia, contributing to teams that won 11-plus games in four of five seasons, compiled a record of 61-7 (.897), finished the season ranked in the top 10 five times and won back-to-back national titles.
- During his five seasons playing for the Bulldogs (2020-24), was part of defenses that contributed to Georgia ranking No. 1 in the country over that span in rushing defense (95.2 ypg), including No. 1 rankings in both 2020 (72.3 ypg) and 2022 (77.1 ypg)
- Went to Savannah (Ga.) Christian High School in his hometown before transferring and spending his final two years at IMG Academy (Bradenton, Fla.), where he helped the Ascenders to a 9-1 record as a senior.

2026 SEASON: Was placed on injured reserve (groin) on Oct. 3.

At Minnesota (Sept. 13): Inactive (calf).

At N.Y. Jets (Sept. 20): Inactive (calf).

Vs. Atlanta (Sept. 24): Inactive (calf).

WARREN BRINSON'S NFL REGULAR-SEASON DEFENSIVE STATISTICS

				TACKLES						INTERCEPTIONS									ST				MISC	
YEAR	TEAM	GP	GS	TK	S	A	TFL	YDS	SK	YDS	QBH	NO	YDS	LG	TD	PD	FF	FR	TD	YDS	TK	S	A	FF	FR	S	A
2025	Packers	11	1	13	6	7	0	0	0.5	3.5	3	0	0	0	0	0	0	0	0	0	0	0	0	0	0	0	0
NFL TOTALS		11	1	13	6	7	0	0	0.5	3.5	3	0	0	0	0	0	0	0	0	0	0	0	0	0	0	0	0

WARREN BRINSON'S NFL POSTSEASON DEFENSIVE STATISTICS

				TACKLES						INTERCEPTIONS									ST				MISC	
YEAR	TEAM	GP	GS	TK	S	A	TFL	YDS	SK	YDS	QBH	NO	YDS	LG	TD	PD	FF	FR	TD	YDS	TK	S	A	FF	FR	S	A
2025	Packers	1	0	1	1	0	0	0	0.0	0.0	1	0	0	0	0	0	0	0	0	0	0	0	0	0	0	0	0
NFL TOTALS		1	0	1	1	0	0	0	0.0	0.0	1	0	0	0	0	0	0	0	0	0	0	0	0	0	0	0	0

SINGLE-GAME HIGHS: DEFENSIVE

Total Tackles 4 at Arizona Cardinals, Oct 19, 2025
2 at Denver Broncos, Dec 14, 2025
...2 more at 2.

Solo Tackles 1 at Chicago Bears, Dec 20, 2025
1 at Denver Broncos, Dec 14, 2025
...4 more at 1.

Sacks 0.5 vs. Minnesota Vikings, Nov 23, 2025



Ht: 6-1 | Wt: 219 | Born: January 11, 2000 | NFL Games Played/Started: 46/3 | Acquired: FA-24

AT A GLANCE

- Appeared in all 17 games for the Packers last season and was tied for the team lead with a career-high 14 tackles on special teams, the most in a season by a Green Bay RB/FB since FB William Henderson recorded 15 tackles in 2003.
- Played in 15 games for the Packers in 2024, rushing for 183 yards and a TD on 36 carries (5.1 avg.) while adding 11 receptions for 69 yards (6.3 avg.).
- Rushed for 289 yards on 55 carries over his first two NFL seasons, an average of 5.3 yards per attempt that ranked No. 6 in the NFL among running backs with 50-plus carries in 2023-24.
- Played in nine games for the Miami Dolphins as a rookie in 2023, finishing with 106 rushing yards on 19 carries (5.6 avg.).
- Appeared in 52 games with 24 starts during his collegiate career at Brigham Young (2022) and California (2018-21), posting 2,551 rushing yards and 20 TDs on 512 carries (5.0 avg.).
- Averaged 6.3 yards per carry in his lone season at BYU in 2022, the fourth-best single-season mark in school history.
- Led the Golden Bears with a career-high 914 rushing yards and a career-best eight rushing TDs on 208 attempts (4.4 avg.) in 2019 while adding a career-best 22 catches for 166 yards (7.5 avg.) and a career-high four TDs.

2026 SEASON: Has appeared in five games with three starts and has rushed for 71 yards on 17 carries (4.2 avg.) while adding four catches for 26 yards (6.5 avg.) and a tackle on special teams...Was placed on injured reserve (ankle) on Oct. 10 and was activated on Nov. 14.

At Minnesota (Sept. 13): Made his first NFL start, appearing on 38 snaps on offense and rushing for 29 yards on seven carries (4.1 avg.). Also played three snaps on special teams.

At N.Y. Jets (Sept. 20): Played 27 snaps on offense and nine on special teams, rushing for 11 yards on four carries (2.8 avg.) while making a key 15-yard reception to the Jets' 37 on Green Bay's game-winning drive in overtime.

Vs. Atlanta (Sept. 24): Appeared on 27 snaps on offense and 15 on special teams, recording a 4-yard reception along with a tackle on special teams.

At Tampa Bay (Oct. 4): Started at RB and played 10 snaps on offense, rushing for 30 yards on four carries (7.5 avg.), including a 27-yard run to the Tampa Bay 37 in the first quarter that was his longest run in a Green Bay uniform. Added a 5-yard reception and played two snaps on special teams before an ankle injury ended his day in the second quarter.

Vs. Minnesota (Nov. 15): Started and played 26 snaps on offense, rushing for 1 yard on two carries (0.5 avg.) while adding a 2-yard reception. Also appeared on 13 snaps on special teams.

REGULAR-SEASON COMPARISON: RECEIVING - LOS ANGELES RAMS

DATE	OPP	W/L	GP/GS	REC	YDS.	AVG.	TD	LG	TGTS	YAC
10/6/24	GB @ LA	W	P	0	0	0	0	0	0	0
TOTALS		**1/0**	**1/0**	**0**	**0**	**0**	**0**	**0**	**0**	**0**

CHRIS BROOKS' NFL REGULAR-SEASON RUSHING/RECEIVING STATISTICS

				RUSHING					RECEIVING				
DATE	TEAM	GP	GS	NO.	YDS.	AVG.	LG	TD	NO.	YDS.	AVG.	LG	TD
2023	Dolphins	9	0	19	106	5.6	52	0	0	0	0.0	0	0
2024	Packers	15	0	36	183	5.1	23	1	11	69	6.3	15	0
2025	Packers	17	0	27	106	3.9	12	0	13	91	7.0	16	0
2026	Packers	5	3	17	71	4.2	27	0	4	26	6.5	15	0
NFL TOTALS		**46**	**3**	**99**	**466**	**4.7**	**52**	**1**	**28**	**186**	**6.6**	**16**	**0**

CHRIS BROOKS' NFL POSTSEASON RUSHING/RECEIVING STATISTICS

				RUSHING					RECEIVING				
DATE	TEAM	GP	GS	NO.	YDS.	AVG.	LG	TD	NO.	YDS.	AVG.	LG	TD
2023	Dolphins	1	0	0	0	0.0	0	0	0	0	0.0	0	0
2024	Packers	1	0	0	0	0.0	0	0	2	9	4.5	5	0
2025	Packers	1	0	1	16	16.0	16	0	1	11	11.0	11	0
NFL TOTALS		**3**	**0**	**1**	**16**	**16.0**	**16**	**0**	**3**	**20**	**6.7**	**11**	**0**

SINGLE-GAME HIGHS: RUSHING/RECEIVING

Rush Attempts	13 at Minnesota Vikings, Jan 04, 2026 9 vs. Denver Broncos, Sep 24, 2023
Rushing Yards	66 vs. Denver Broncos, Sep 24, 2023 61 at Minnesota Vikings, Jan 04, 2026
Rushing Average	7.4 vs. Chicago Bears, Jan 05, 2025 7.3 vs. Denver Broncos, Sep 24, 2023
Longest Runs	52 vs. Denver Broncos, Sep 24, 2023 28 vs. Carolina Panthers, Oct 15, 2023
Receptions	3 vs. Washington Commanders, Sep 11, 2025 3 vs. Detroit Lions, Nov 03, 2024
Receiving Yards	28 vs. Detroit Lions, Nov 03, 2024 27 vs. Washington Commanders, Sep 11, 2025
Receiving Average	9.3 vs. Detroit Lions, Nov 03, 2024 9.0 vs. Washington Commanders, Sep 11, 2025
Longest Receptions	16 vs. Carolina Panthers, Nov 02, 2025 16 vs. Washington Commanders, Sep 11, 2025
All-Purpose Yards	66 vs. Denver Broncos, Sep 24, 2023 61 at Minnesota Vikings, Jan 04, 2026
Special Teams Tackles	3 vs. Detroit Lions, Sep 07, 2025 2 at Denver Broncos, Dec 14, 2025
Most TDs	1 vs. New Orleans Saints, Dec 23, 2024
Scrimmage Yards	66 vs. Denver Broncos, Sep 24, 2023 61 at Minnesota Vikings, Jan 04, 2026

2026 GXG REGULAR SEASON (PACKERS)

			RUSHING					RECEIVING				
DATE	OPPONENT	P/S	NO.	YDS.	AVG.	LG	TD	NO.	YDS.	AVG.	LG	TD
09/13	at Vikings	S	7	29	4.1	14	0	0	0	0.0	0	0
09/20	at Jets	P	4	11	2.8	4	0	1	15	15.0	15	0
09/24	Falcons	P	0	0	0.0	0	0	1	4	4.0	4	0
10/04	at Buccaneers	S	4	30	7.5	27	0	1	5	5.0	5	0
10/11	Bears						INJURED RESERVE					
10/18	Cowboys						INJURED RESERVE					
10/25	at Lions						INJURED RESERVE					
10/29	Panthers						INJURED RESERVE					
11/08	at Patriots						INJURED RESERVE					
11/15	Vikings	S	2	1	0.5	1	0	1	2	2.0	2	0
2026 TOTALS		**5-3**	**17**	**71**	**4.2**	**27**	**0**	**4**	**26**	**6.5**	**15**	**0**



Ht: 6-3 | Wt: 296 | Born: May 8, 2000 | NFL Games Played/Started: 60/17 | Acquired: D6a-23

AT A GLANCE

- Has posted 61 Next Gen Stat QB pressures in his career, No. 6 among Packers from 2023-25.
- Is tied for No. 2 in the NFL in blocked field goals (two) since 2023.
- Has played in all but one game in the first three years of his career. Made the first starts of his career in the regular season (seven) and postseason (one) in 2025.
- Was the only player in the NFL in 2024 with multiple fumble recoveries, a forced fumble and a blocked kick and was the first NFL player to record those stats in back-to-back seasons (2023-24) since Texans DL J.J. Watt (2013-14).
- Became the first Packers rookie to register four-plus sacks (four) and multiple fumble recoveries (two) in a season since LB Clay Matthews in 2009 and was one of only two NFL rookies to accomplish that feat in 2023 (Buccaneers LB YaYa Diaby).
- Started all 52 games he played in over five seasons (2018-22) at Bowling Green and served as a team captain for his final two seasons.

2026 SEASON: Has started all 10 games, recording 17 tackles (nine solo), six tackles for a loss (tied for No. 2 on the team), four QB hits (tied for No. 5 on the team), three sacks (tied for No. 2 on the team) and one tackle on special teams…Also has posted 20 NGS QB pressures, good for No. 4 on the team.

At Minnesota (Sept. 13): Started and played 37 snaps on defense, registering two tackles (both assisted) and two QB pressures. Also appeared on 18 special teams snaps.

At N.Y. Jets (Sept. 20): Started and played 50 snaps on defense, recording one tackle (assisted) and four QB pressures. Also appeared on 14 special teams snaps, recording a tackle.

Vs. Atlanta (Sept. 24): Started and played 43 defensive snaps, registering two tackles (one solo). Also appeared on 11 special teams snaps.

At Tampa Bay (Oct. 4): Started and played 35 defensive snaps, recording two tackles (both assisted) and three QB pressures. Also saw action on four special teams snaps.

Vs. Chicago (Oct. 11): Started and played 39 snaps on defense, posting one tackle (solo) and a tackle for a loss. Also played 14 snaps on special teams.

Vs. Dallas (Oct. 18): Started and played 47 snaps on defense, recording three tackles (two solo) and a tackle for a loss. Also played six snaps on special teams.

At Detroit (Oct. 25): Started and played 48 snaps on defense, registering three tackles (two solo) and a tackle for a loss. Also played six snaps on special teams.

Vs. Carolina (Oct. 29): Started and played 49 defensive snaps, posting two QB pressures. Pressured QB Bryce Young in the second quarter, resulting in an incomplete pass. Also played six snaps on special teams.

At New England (Nov. 8): Started and played 32 defensive snaps, leading the team with two sacks (career high), two tackles (both solo), four QB pressures, three QB hits (tied for a team high) and two tackles for a loss. His first sack came on a second down for a loss of 6 yards in the third quarter and his second sack came on a third down for a loss of 10 yards in the fourth quarter, resulting in a New England punt. Also played 10 snaps on special teams.

Vs. Minnesota (Nov. 15): Started and played 42 defensive snaps, recording three QB pressures (tied for a team high), one tackle (solo), a tackle for a loss, a QB hit and a sack when he brought down QB Kirk Cousins for a 5-yard loss in the second quarter. Recorded a sack for the second straight game and has registered three sacks in the last two games. Also saw action on three special teams snaps.

REGULAR-SEASON COMPARISON: DEFENSIVE - LOS ANGELES RAMS

				TACKLES								MISC		
DATE	OPP	W/L	GP/GS	TOT	SOLO	ASST	SACK	YDS.	INT	TFL	PD	QBH	TD	FF	FR
11/5/23	GB vs. LA	W	P	1	1	0	0.0	0.0	0	0	2	0	0	0	0
10/6/24	GB @ LA	W	P	2	1	1	1.5	11.5	0	1	0	3	0	0	0
TOTALS		**2/0**	**2/0**	**3**	**2**	**1**	**1.5**	**11.5**	**0**	**1**	**2**	**3**	**0**	**0**	**0**

KARL BROOKS' NFL REGULAR-SEASON DEFENSIVE STATISTICS

				TACKLES							INTERCEPTIONS									ST				MISC	
YEAR	TEAM	GP	GS	TK	S	A	TFL	YDS	SK	YDS	QBH	NO	YDS	LG	TD	PD	FF	FR	TD	YDS	TK	S	A	FF	FR	S	A
2023	Packers	17	0	20	12	8	6	34	4.0	31.0	5	0	0	0	0	4	1	2	0	0	0	0	0	0	0	0	0
2024	Packers	17	0	24	14	10	4	24	3.5	22.5	6	0	0	0	0	2	1	3	0	0	0	0	0	0	0	0	0
2025	Packers	16	7	28	8	20	1	4	0.5	1.0	5	0	0	0	0	1	0	0	0	0	0	0	0	0	0	0	0
2026	Packers	10	10	17	9	8	6	30	3.0	21.0	4	0	0	0	0	0	0	0	0	0	1	0	1	0	0	0	0
NFL TOTALS		**60**	**17**	**89**	**43**	**46**	**17**	**92**	**11.0**	**75.5**	**20**	**0**	**0**	**0**	**0**	**7**	**2**	**5**	**0**	**0**	**1**	**0**	**1**	**0**	**0**	**0**	**0**

KARL BROOKS' NFL POSTSEASON DEFENSIVE STATISTICS

				TACKLES							INTERCEPTIONS									ST				MISC	
YEAR	TEAM	GP	GS	TK	S	A	TFL	YDS	SK	YDS	QBH	NO	YDS	LG	TD	PD	FF	FR	TD	YDS	TK	S	A	FF	FR	S	A
2023	Packers	2	0	3	0	3	0	0	0.0	0.0	1	0	0	0	0	0	0	0	0	0	0	0	0	0	0	0	0
2024	Packers	1	0	1	1	0	0	0	0.0	0.0	0	0	0	0	0	0	0	0	0	0	0	0	0	0	0	0	0
2025	Packers	1	1	0	0	0	0	0	0.0	0.0	2	0	0	0	0	0	0	0	0	0	0	0	0	0	0	0	0
NFL TOTALS		**4**	**1**	**4**	**1**	**3**	**0**	**0**	**0.0**	**0.0**	**3**	**0**	**0**	**0**	**0**	**0**	**0**	**0**	**0**	**0**	**0**	**0**	**0**	**0**	**0**	**0**	**0**

SINGLE-GAME HIGHS: DEFENSIVE

Total Tackles
5 vs. Baltimore Ravens, Dec 27, 2025
5 vs. Carolina Panthers, Nov 02, 2025

Solo Tackles
3 vs. Chicago Bears, Jan 05, 2025
2 at New England Patriots, Nov 08, 2026
...10 more at 2.

Sacks
2.0 at New England Patriots, Nov 08, 2026
1.5 at Los Angeles Rams, Oct 06, 2024

Passes Defensed
2 vs. Los Angeles Rams, Nov 05, 2023
1 at Pittsburgh Steelers, Oct 26, 2025
...4 more at 1.

Forced Fumbles
1 vs. Arizona Cardinals, Oct 13, 2024
1 at Detroit Lions, Nov 23, 2023

Fumble Recoveries
1 at Minnesota Vikings, Dec 29, 2024
1 vs. San Francisco 49ers, Nov 24, 2024
...3 more at 1.

Tackles For Loss
2 at New England Patriots, Nov 08, 2026
2 vs. Chicago Bears, Jan 07, 2024

2026 GXG REGULAR SEASON (PACKERS)

DATE	OPPONENT	P/S	TK	S	A	SK	YDS	INT	PD	FF	FR
09/13	at Vikings	S	2	0	2	0.0	0.0	0	0	0	0
09/20	at Jets	S	1	0	1	0.0	0.0	0	0	0	0
09/24	Falcons	S	2	1	1	0.0	0.0	0	0	0	0
10/04	at Buccaneers	S	2	0	2	0.0	0.0	0	0	0	0
10/11	Bears	S	1	1	0	0.0	0.0	0	0	0	0
10/18	Cowboys	S	3	2	1	0.0	0.0	0	0	0	0
10/25	at Lions	S	3	2	1	0.0	0.0	0	0	0	0
10/29	Panthers	S	0	0	0	0.0	0.0	0	0	0	0
11/08	at Patriots	S	2	2	0	2.0	16.0	0	0	0	0
11/15	Vikings	S	1	1	0	1.0	5.0	0	0	0	0
2026 TOTALS		**10-10**	**17**	**9**	**8**	**3.0**	**21.0**	**0**	**0**	**0**	**0**



JAVON BULLARD

7

SAFETY
GEORGIA

Third NFL Season | Third Packers Season

Ht: 5-10 | Wt: 198 | Born: September 5, 2002 | NFL Games Played/Started: 42/25 | Acquired: D2b-24

AT A GLANCE

- Is the first Green Bay defensive back since 2000 to post 150-plus tackles (164) and a pair of fumble recoveries (two) over his first two NFL seasons.
- Ranked No. 2 among Green Bay defensive backs with 164 tackles in 2024-25 (S Xavier McKinney, 187).
- Saw action in all 17 regular-season games with seven starts in 2025, posting a career-high three passes defensed along with 79 tackles (No. 6 on the team) and 47 solo tackles (No. 5 on the team), two tackles for a loss and a QB hit.
- Played in 15 games as a rookie in 2025, making 11 starts and tying for No. 4 on the team in tackles (85) on defense and finishing No. 5 on the team with five special teams tackles.
- Earned second-team All-Southeastern Conference honors from The Associated Press in 2023 at Georgia after ranking No. 3 on the team with a career-high 56 tackles (39 solo) while adding two INTs and seven passes defensed.
- Was named the Defensive MVP of the 2022 College Football Playoff national title game after posting two INTs and a fumble recovery against TCU.

2026 SEASON: Has played in all 10 contests with seven starts, recording 48 tackles (25 solo), a career-high six tackles for a loss (tied for No. 2 on the team), a career-best seven passes defensed (tied for No. 2 on the team), a QB hit and a forced fumble...Also has a tackle on special teams.

At Minnesota (Sept. 13): Saw action on 35 defensive snaps and registered a tackle (solo).

At N.Y. Jets (Sept. 20): Started and saw action on 56 defensive snaps, tying for No. 4 on the team with seven tackles (five solo), a career-best two tackles for a loss, a career-high two passes defensed and a QB pressure. Dating back to 2016, became only the second Packer (LB Edgerrin Cooper, Dec. 15, 2024) with two-plus passes defensed, two-plus tackles for a loss and a QB pressure in a game.

Vs. Atlanta (Sept. 24): Started and played 46 defensive snaps, tying for No. 3 on the team with seven tackles (three solo) and a tackle for a loss when he worked off a block on the outside and went in to team with LB Isaiah McDuffie to take down RB Bijan Robinson for the loss of a yard in the fourth quarter.

At Tampa Bay (Oct. 4): Started and saw action on 60 of 63 defensive plays and tied for No. 3 on the team with seven tackles, (all assists). Also appeared on four special teams plays and registered a tackle.

Vs. Chicago (Oct. 11): Started and played 53 defensive snaps, finishing No. 3 on the team with seven tackles (four solo) and a pass defensed when he deflected a pass over the head of WR Luther Burden III that was intercepted by S Xavier McKinney in the second quarter to give the Packers the ball at the CHI 45. The ensuing drive resulted in a TD to put the Packers up, 14-0.

Vs. Dallas (Oct. 18): Started and saw action on 67 defensive snaps, tying for No. 2 on the team with six tackles (four solo) and leading the team with a career-best three passes defensed to go with two NGS QB pressures. With Dallas facing a fourth-and-2 at its own 49 early in the fourth quarter, jumped an out route by WR CeeDee Lamb and deflect the pass away. The ensuing drive resulted in a field goal to put GB up, 23-7.

At Detroit (Oct. 25): Played 37 defensive snaps, recording two tackles (one solo), a tackle for a loss and a pass defensed. On third-and-5 early in the second quarter, beat a block and teamed with CB Brandon Cisse to tackle RB Jahmyr Gibbs for a loss of 2 yards, forcing a field goal. In the third quarter, beat a block on the outside to drop WR Amon-Ra St. Brown for a loss of a yards on an end-around.

Vs. Carolina (Oct. 29): Started and played 57 defensive snaps, registering four tackles (two solo) and first career forced fumble on the final play of the game that was recovered by EDGE Brenton Cox Jr.

At New England (Nov. 8): Started and logged 44 defensive snaps and recorded three tackles (two solo). Early in the first quarter, fought off a block by the sixth offensive lineman to help bring down RB Rhamondre Stevenson for a 1-yard gain.

Vs. Minnesota (Nov. 15): Saw action on 36 defensive snaps, registering five tackle (three solo), two tackles for a loss (tied career high) and a QB hit. Blew up two screen plays, taking WRs Myles Price and Justin Jefferson down for losses for 4 yards each.

REGULAR-SEASON COMPARISON: DEFENSIVE - LOS ANGELES RAMS

				TACKLES										MISC		
DATE	OPP	W/L	GP/GS	TOT	SOLO	ASST	SACK	YDS.	INT	TFL	PD	QBH	TD	FF	FR
10/6/24	GB @ LA	W	S	7	4	3	0.0	0.0	0	0	0	0	0	0	0
TOTALS		**1/0**	**1/1**	**7**	**4**	**3**	**0.0**	**0.0**	**0**	**0**	**0**	**0**	**0**	**0**	**0**

JAVON BULLARD'S NFL REGULAR-SEASON DEFENSIVE STATISTICS

				TACKLES							INTERCEPTIONS									ST			MISC	
YEAR	TEAM	GP	GS	TK	S	A	TFL	YDS	SK	YDS	QBH	NO	YDS	LG	TD	PD	FF	FR	TD	YDS	TK	S	A	FF	FR	S	A
2024	Packers	15	11	85	57	28	2	6	0.0	0.0	0	0	0	0	0	1	0	1	0	3	5	4	1	0	0	0	0
2025	Packers	17	7	79	47	32	2	7	0.0	0.0	1	0	0	0	0	3	0	1	0	0	4	2	2	0	0	0	0
2026	Packers	10	7	48	25	23	6	14	0.0	0.0	1	0	0	0	0	7	1	0	0	0	1	1	0	0	0	0	0
NFL TOTALS		**42**	**25**	**212**	**129**	**83**	**10**	**27**	**0.0**	**0.0**	**2**	**0**	**0**	**0**	**0**	**11**	**1**	**2**	**0**	**3**	**10**	**7**	**3**	**0**	**0**	**0**	**0**

JAVON BULLARD'S NFL POSTSEASON DEFENSIVE STATISTICS

				TACKLES						INTERCEPTIONS									ST				MISC	
YEAR	TEAM	GP	GS	TK	S	A	TFL	YDS	SK	YDS	QBH	NO	YDS	LG	TD	PD	FF	FR	TD	YDS	TK	S	A	FF	FR	S	A
2024	Packers	1	0	3	2	1	0	0	0.0	0.0	0	0	0	0	0	0	0	0	0	0	0	0	0	0	0	0	0
2025	Packers	1	1	2	1	1	0	0	0.0	0.0	0	0	0	0	0	0	0	0	0	0	0	0	0	0	0	0	0
NFL TOTALS		**2**	**1**	**5**	**3**	**2**	**0**	**0**	**0.0**	**0.0**	**0**	**0**	**0**	**0**	**0**	**0**	**0**	**0**	**0**	**0**	**0**	**0**	**0**	**0**	**0**	**0**	**0**

SINGLE-GAME HIGHS: DEFENSIVE

Total Tackles
11 at Minnesota Vikings, Dec 29, 2024
11 at Philadelphia Eagles, Sep 06, 2024

Solo Tackles
9 at Minnesota Vikings, Dec 29, 2024
7 vs. Detroit Lions, Sep 07, 2025
...1 more at 7.

Passes Defensed
3 vs. Dallas Cowboys, Oct 18, 2026
2 at New York Jets, Sep 20, 2026

Forced Fumbles
1 vs. Carolina Panthers, Oct 29, 2026

Fumble Recoveries
1 at Pittsburgh Steelers, Oct 26, 2025
1 vs. Chicago Bears, Jan 05, 2025

Tackles For Loss
2 vs. Minnesota Vikings, Nov 15, 2026
2 at New York Jets, Sep 20, 2026

Special Teams Tackles
1 at Tampa Bay Buccaneers, Oct 04, 2026
1 at Chicago Bears, Dec 20, 2025
...8 more at 1.

2026 GXG REGULAR SEASON (PACKERS)

DATE	OPPONENT	P/S	TK	S	A	SK	YDS	INT	PD	FF	FR
09/13	at Vikings	P	1	1	0	0.0	0.0	0	0	0	0
09/20	at Jets	S	7	5	2	0.0	0.0	0	2	0	0
09/24	Falcons	S	7	3	4	0.0	0.0	0	0	0	0
10/04	at Buccaneers	S	6	0	6	0.0	0.0	0	0	0	0
10/11	Bears	S	7	4	3	0.0	0.0	0	1	0	0
10/18	Cowboys	S	6	4	2	0.0	0.0	0	3	0	0
10/25	at Lions	P	2	1	1	0.0	0.0	0	1	0	0
10/29	Panthers	S	4	2	2	0.0	0.0	0	0	1	0
11/08	at Patriots	S	3	2	1	0.0	0.0	0	0	0	0
11/15	Vikings	P	5	3	2	0.0	0.0	0	0	0	0
2026 TOTALS		**10-7**	**48**	**25**	**23**	**0.0**	**0.0**	**0**	**7**	**1**	**0**



Ht: 6-4 | Wt: 312 | Born: August 24, 2002 | NFL Games Played/Started: 3/1 | Acquired: D5-26

AT A GLANCE

- First name is pronounced jagger.
- Played in 51 contests with 47 starts at the University of Kentucky in five seasons (2021-25), starting all 47 games he played in over his final four seasons.
- During his collegiate career, started 23 games at left guard, 15 games at center and nine contests at right guard.
- Selected by the Packers in the fifth round (No. 153 overall) of the 2026 NFL Draft, the 10th player Green Bay has selected out of the University of Kentucky and the first offensive lineman since T Bob Gain (first round) in 1951.
- Won the 2020 Paul Hornung Award, chosen by the Louisville Quarterback Club, as the top high school player in Kentucky, becoming only the third offensive lineman to win the award.

2026 SEASON: Has played in three games with one start at LG...Dressed, but did not play in five contests and has been inactive for two games.

At Minnesota (Sept. 13): Was active, but did not see any action.

At N.Y. Jets (Sept. 20): Played the final 23 snaps of the game at LG in his NFL debut after injuries sidelined Aaron Banks and Donovan Jennings. Also appeared on three plays on special teams.

Vs. Atlanta (Sept. 24): Made his first NFL start, opening at LG and playing all 66 snaps. Helped to protect QB Jordan Love as he was sacked only one time on the evening (312 yards and two TDs with one INT on 28-of-53 passing).

At Tampa Bay (Oct. 4): Was active, but did not play.

Vs. Chicago (Oct. 11): Was active, but did not see any action.

Vs. Dallas (Oct. 18): Inactive (healthy scratch).

At Detroit (Oct. 25): Inactive (healthy scratch).

Vs. Carolina (Oct. 29): Was active, but did not play.

At New England (Nov. 8): Played the final eight snaps of the game at LG.

Vs. Minnesota (Nov. 15): Was active, but did not see any action.

JAGER BURTON'S NFL REGULAR-SEASON STATISTICS

DATE	TEAM	GP	GS
2026	Packers	3	1
NFL TOTALS		**3**	**1**

2026 GXG REGULAR SEASON (PACKERS)

DATE	OPPONENT	P/S	
09/13	at Vikings		DID NOT PLAY
09/20	at Jets	P	
09/24	Falcons	S	
10/04	at Buccaneers		DID NOT PLAY
10/11	Bears		DID NOT PLAY
10/18	Cowboys		INACTIVE
10/25	at Lions		INACTIVE
10/29	Panthers		DID NOT PLAY
11/08	at Patriots	P	
11/15	Vikings		DID NOT PLAY
2026 TOTALS		**3-1**	



Ht: 6-6 | Wt: 307 | Born: September 9, 2000 | NFL Games Played/Started: 6/0 | Acquired: FA-25

AT A GLANCE

- Signed to the Packers' practice squad on Jan. 7, 2026, following the 2025 regular season and remained there for Green Bay's lone postseason contest.
- Originally entered the league as an undrafted free agent with the Seattle Seahawks on May 29, 2025.
- Played in 35 games across six seasons of college football, spending two seasons at Miami (Fla.) (2023-24), Louisiana-Monroe (2021-22) and Independence (Kan.) Community College (2019-20), recording 20 tackles (12 solo), a sack, six tackles for a loss, a forced fumble, two passes defensed and two pass breakups.

2026 SEASON: Has appeared in six games, recording 10 tackles (eight solo), five NGS QB pressures, two tackles for a loss, a pass defensed, a QB hit, a forced fumble and a sack.

At Minnesota (Sept. 13): Inactive (healthy scratch).

At N.Y. Jets (Sept. 20): Appeared on nine defensive snaps, recording one tackle (solo), and one special teams snap before leaving the game in the third quarter with an ankle injury.

Vs. Atlanta (Sept. 24): Inactive (ankle).

At Tampa Bay (Oct. 4): Inactive (ankle).

Vs. Chicago (Oct. 11): Inactive (ankle).

Vs. Dallas (Oct. 18): Played 32 snaps on defense, recording one tackle (solo) and one QB pressure.

At Detroit (Oct. 25): Saw action on 28 defensive snaps, posting a career-high three tackles (all solo), a career-best two tackles for a loss, a pass defensed, a forced fumble and a sack. Recorded his first NFL sack/forced fumble when he cut inside the tackle and knocked the ball out from QB Jared Goff's hands in the second quarter. Also played one snap on special teams.

Vs. Carolina (Oct. 29): Appeared on 25 snaps on defense, registering two QB pressures, one tackle (solo) and his first career QB hit. Also played three special teams snaps.

At New England (Nov. 8): Played 25 defensive snaps, recording one tackle (solo) while also appearing on three special teams snaps.

Vs. Minnesota (Nov. 15): Saw action on 25 defensive snaps, posting three tackles (one solo). Also played seven snaps on special teams.

ANTHONY CAMPBELL'S NFL REGULAR-SEASON DEFENSIVE STATISTICS

				TACKLES						INTERCEPTIONS									ST				MISC	
YEAR	TEAM	GP	GS	TK	S	A	TFL	YDS	SK	YDS	QBH	NO	YDS	LG	TD	PD	FF	FR	TD	YDS	TK	S	A	FF	FR	S	A
2026	Packers	6	0	10	8	2	2	10	1.0	7.0	1	0	0	0	0	1	1	0	0	0	0	0	0	0	0	0	0
NFL TOTALS		**6**	**0**	**10**	**8**	**2**	**2**	**10**	**1.0**	**7.0**	**1**	**0**	**0**	**0**	**0**	**1**	**1**	**0**	**0**	**0**	**0**	**0**	**0**	**0**	**0**	**0**	**0**

SINGLE-GAME HIGHS: DEFENSIVE

Total Tackles 3 vs. Minnesota Vikings, Nov 15, 2026
3 at Detroit Lions, Oct 25, 2026

Solo Tackles 3 at Detroit Lions, Oct 25, 2026
1 vs. Minnesota Vikings, Nov 15, 2026
...4 more at 1.

Passes Defensed 1 at Detroit Lions, Oct 25, 2026

Tackles For Loss 2 at Detroit Lions, Oct 25, 2026

2026 GXG REGULAR SEASON (PACKERS)

DATE	OPPONENT	P/S	TK	S	A	SK	YDS	INT	PD	FF	FR
09/13	at Vikings		INACTIVE								
09/20	at Jets	P	1	1	0	0.0	0.0	0	0	0	0
09/24	Falcons		INACTIVE/INJURY								
10/04	at Buccaneers		INACTIVE/INJURY								
10/11	Bears		INACTIVE/INJURY								
10/18	Cowboys	P	1	1	0	0.0	0.0	0	0	0	0
10/25	at Lions	P	3	3	0	1.0	7.0	0	1	1	0
10/29	Panthers	P	1	1	0	0.0	0.0	0	0	0	0
11/08	at Patriots	P	1	1	0	0.0	0.0	0	0	0	0
11/15	Vikings	P	3	1	2	0.0	0.0	0	0	0	0
2026 TOTALS		**6-0**	**10**	**8**	**2**	**1.0**	**7.0**	**0**	**1**	**1**	**0**



Ht: 6-0 | Wt: 189 | Born: July 3, 2005 | NFL Games Played/Started: 10/10 | Acquired: D2-26

AT A GLANCE

- Last name is pronounced SEE-say.
- Appeared in 34 games with 12 starts during his collegiate career, spending his first two seasons at North Carolina State (2023-24) and the 2025 season at South Carolina.
- Started all 12 games for the Gamecocks last season, finishing with 27 tackles (19 solo), 1½ tackles for a loss, an interception, a forced fumble and six passes defensed.
- Was named the Newcomer of the Spring on defense and the co-Newcomer of the Spring on special teams in 2025 at South Carolina.
- Appeared in 22 games during his two seasons at N.C. State and posted 38 tackles (22 solo), 1½ tackles for a loss, an INT and six passes defensed.
- Selected by the Packers in the second round (No. 52 overall) of the 2026 NFL Draft, the first player from the University of South Carolina to be drafted by Green Bay in the first two rounds since WR Sterling Sharpe in 1988 (first round, No. 7 overall).
- Played defensive back and wide receiver at Lakewood High School (Sumter, S.C.), posting 37 tackles, an INT, 14 passes defensed, two forced fumbles and two fumble recoveries while adding 42 catches for 764 yards (18.2 avg.) and eight TDs at WR as a senior in 2022.

2026 SEASON: Has started all 10 contests, posting 37 tackles (25 solo), 1.5 sacks, two tackles for a loss, two QB hits, an interception and nine passes defensed (No. 1 on the team) on defense and a tackle on special teams...Tied for No. 3 among rookies with 13 havoc plays (TFL, FF, INT, PBU or sack). Has posted at least one pass defensed in five of the last six games (Weeks 5-9), including multiple passes defensed in three contests (Weeks 6-8).

At Minnesota (Sept. 13): Started in his NFL debut and played 49 defensive snaps, missing some time in the second half due to cramps. Finished with a tackle (solo) and a pass defensed when he leaped in the air after coming off the corner and batted down a pass by QB Carson Wentz late in the third quarter with the Vikings driving. Was the first rookie cornerback to start for Green Bay in Week 1 since Josh Jackson in 2018.

At N.Y. Jets (Sept. 20): One of six Packers to see action on all 74 defensive snaps, recording four tackles (three solo), a QB hit and a half-sack. Blitzed off the slot early in overtime, knocked the running back into QB Geno Smith and teamed with EDGE Barryn Sorrell to split the first sack of his career for a loss of 6 yards. Also recorded his first tackle on special teams.

Vs. Atlanta (Sept. 24): Played 70 of 71 defensive snaps and tied for No. 3 on the team with a career-high seven tackles (four solo).

At Tampa Bay (Oct. 4): Saw action on 54 defensive snaps, recording six tackles (five solo) before leaving the game in the fourth quarter due to a neck injury.

Vs. Chicago (Oct. 11): One of two Packers to play all 69 defensive snaps, registering two tackles (both solo), a sack, a tackle for a loss, a QB hit and a pass defensed on a third-and-10. With a minute left before half, took down QB Tyson Bagent for a loss of 6 on a delayed blitz off the edge on a second-and-4.

Vs. Dallas (Oct. 18): Saw action on 54 defensive snaps, posting four tackles (all solo), an interception and two passes defensed before exiting the game with a stinger injury in the fourth quarter. Early in the second quarter, broke up a pass to the end zone to WR CeeDee Lamb and then with two minutes left before half and Dallas at the GB 28, interepted a pass intended for Lamb, who slipped. The ensuing drive resulted in a TD to give the Packers a 17-0 lead.

Vs. Detroit (Oct. 25): Played 67 of 68 defensive snaps, tying for No. 3 on the team with seven tackles (five solo), a tackle for a loss and two passes defensed.

Vs. Carolina (Oct. 29): Saw action on 72 of 73 defensive plays, posting two tackles (both assists) and two passes defensed, marking his third straight game with multiple passes defensed. Became the first Packer with multiple passes defensed in three straight games in a season since CB Jaire Alexander in 2019.

At New England (Nov. 8): Played 51 defensive snaps, recording three tackles (one solo) and a pass defensed when he tipped a deep pass down the sideline up in the air that S Evan Williams intercepted early in the second quarter. In the first quarter with New England on the GB 46, came up and teamed with LB Isaiah McDuffie to drop RB Rhamondre Stevenson for a loss of 6 yards.

Vs. Minnesota (Nov. 15): Saw action 14 defensive snaps and recorded a tackle (assist) before a rib injury ended his day late in the first quarter.

BRANDON CISSE'S NFL REGULAR-SEASON DEFENSIVE STATISTICS

				TACKLES								INTERCEPTIONS									ST				MISC	
YEAR	TEAM	GP	GS	TK	S	A	TFL	YDS	SK	YDS	QBH	NO	YDS	LG	TD	PD	FF	FR	TD	YDS	TK	S	A	FF	FR	S	A
2026	Packers	10	10	37	25	12	2	8	1.5	9.0	2	1	5	5	0	9	0	0	0	0	1	1	0	0	0	0	0
NFL TOTALS		**10**	**10**	**37**	**25**	**12**	**2**	**8**	**1.5**	**9.0**	**2**	**1**	**5**	**5**	**0**	**9**	**0**	**0**	**0**	**0**	**1**	**1**	**0**	**0**	**0**	**0**	**0**

SINGLE-GAME HIGHS: DEFENSIVE

Total Tackles	7 at Detroit Lions, Oct 25, 2026 7 vs. Atlanta Falcons, Sep 24, 2026
Solo Tackles	5 at Detroit Lions, Oct 25, 2026 5 at Tampa Bay Buccaneers, Oct 04, 2026
Sacks	0.5 at New York Jets, Sep 20, 2026
Passes Defensed	2 vs. Carolina Panthers, Oct 29, 2026 2 at Detroit Lions, Oct 25, 2026 ...1 more at 2.
Tackles For Loss	1 at Detroit Lions, Oct 25, 2026 1 vs. Chicago Bears, Oct 11, 2026
Interceptions	1 vs. Dallas Cowboys, Oct 18, 2026
Special Teams Tackles	1 at New York Jets, Sep 20, 2026

2026 GXG REGULAR SEASON (PACKERS)

DATE	OPPONENT	P/S	TK	S	A	SK	YDS	INT	PD	FF	FR
09/13	at Vikings	S	1	1	0	0.0	0.0	0	1	0	0
09/20	at Jets	S	4	3	1	0.5	3.0	0	0	0	0
09/24	Falcons	S	7	4	3	0.0	0.0	0	0	0	0
10/04	at Buccaneers	S	6	5	1	0.0	0.0	0	0	0	0
10/11	Bears	S	2	2	0	1.0	6.0	0	1	0	0
10/18	Cowboys	S	4	4	0	0.0	0.0	1	2	0	0
10/25	at Lions	S	7	5	2	0.0	0.0	0	2	0	0
10/29	Panthers	S	2	0	2	0.0	0.0	0	2	0	0
11/08	at Patriots	S	3	1	2	0.0	0.0	0	1	0	0
11/15	Vikings	S	1	0	1	0.0	0.0	0	0	0	0
2026 TOTALS		**10-10**	**37**	**25**	**12**	**1.5**	**9.0**	**1**	**9**	**0**	**0**



Ht: 6-2 | Wt: 229 | Born: November 17, 2001 | NFL Games Played/Started: 34/24 | Acquired: D2a-24

AT A GLANCE

- In his first two NFL seasons (2024-25), he ranked No. 1 among players drafted in 2024 in tackles (194) and solo tackles (111) while his 17 tackles for a loss are tied for No. 2 behind Browns DE Jared Verse (22).
- Posted career highs in both tackles (117, No. 2 on the team) and solo tackles (63, No. 1 on the team) in 2025.
- Was the only player in the NFL in 2024 to post 75-plus tackles (77), 13-plus tackles for a loss (13), three-plus sacks (3½), an interception (one), a forced fumble (one) and a fumble recovery (two). Dating back to 2000, became the first NFL rookie to hit those marks in a season and joined LB A.J. Hawk (2013) as the only Packers to hit those marks in a season since 2000.
- Was selected to the Pro Football Writers of America All-Rookie team, was named NFL Defensive Rookie of the Month for regular-season games played in the months of December and January and twice was honored as the NFC Defensive Player of the Week (Weeks 8 and 15) in 2024.
- Received first-team All-America honors from the Walter Camp Football Foundation, The Associated Press and the American Football Coaches Association to become a consensus All-America selection in 2023. Also earned first-team All-America accolades from The Athletic, ESPN and CBS Sports and first-team All-SEC honors from the league's coaches.

2026 SEASON: Started four contests, recording 30 tackles, 18 solo tackles, three sacks, six tackles for a loss and three QB hits before being placed on injured reserve on Oct. 6 due to an Achilles injury...Was one of three players in the NFL (since 1999) to post 30-plus tackles, six-plus tackles for a loss, three-plus sacks and an interception in the first four games of a season, joining LBs Lavonte David (2013) and Bart Scott (2006).

At Minnesota (Sept. 13): Was one of five Packers to play all 65 defensive snaps and tied for the team lead in tackles (seven) and solo tackles (six) while also adding a sack, a team-best two tackles for a loss and a QB hit. Posted an average gain per tackle of 0.43 in Week 1 (according to Next Gen Stats), No. 4 in the NFL among players whose primary NGS position is MLB.

At N.Y. Jets (Sept. 20): One of six Packers to see action on all 74 defensive snaps, tying for No. 2 on the team with eight tackles (six solo), a sack, three tackles for a loss (tied for team lead) and a QB hit. On a third-and-17 early in the fourth quarter, blitzed on a stunt, looping from the center to around the right tackle and took down QB Geno Smith for a loss of 10 yards.

Vs. Atlanta (Sept. 24): Posted six tackles (two solo) and a tackle for a loss on 54 defensive snaps before leaving the game in the third quarter to be evaluated for a concussion. Midway through the second quarter, split the center and guard to get in the backfield and took down RB Brian Robinson Jr. for a loss of 3 yards.

At Tampa Bay (Oct. 4): Played 34 defensive snaps before an Achilles injury ended his day in the third quarter. Finished with a team-leading nine tackles (four solo), a sack, a QB hit, a pass defensed and an interception when he read QB Jalon Daniels and dove in front of the intended receiver to pick the ball off and return it 18 yards to the GB 38 with 34 seconds left in the first half. The ensuing posession resulted in a 58-yard field goal by K Trey Smack. Posted three stops for 1 or less yards (5, 0, 13, 0, 3, 4, 1, 9, 5).

REGULAR-SEASON COMPARISON: DEFENSIVE - LOS ANGELES RAMS

				TACKLES									MISC		
DATE	OPP	W/L	GP/GS	TOT	SOLO	ASST	SACK	YDS.	INT	TFL	PD	QBH	TD	FF	FR
10/6/24	GB @ LA	W	P	5	3	2	1.0	9.0	0	1	0	2	0	0	0
TOTALS		**1/0**	**1/0**	**5**	**3**	**2**	**1.0**	**9.0**	**0**	**1**	**0**	**2**	**0**	**0**	**0**

EDGERRIN COOPER'S NFL REGULAR-SEASON DEFENSIVE STATISTICS

				TACKLES						INTERCEPTIONS									ST		MISC		
YEAR	TEAM	GP	GS	TK	S	A	TFL	YDS	SK	YDS	QBH	NO	YDS	LG	TD	PD	FF	FR	TD	YDS	TK	S	A	FF	FR	S	A
2024	Packers	14	4	77	48	29	13	53	3.5	32.5	7	1	22	22	0	4	1	2	0	4	10	9	1	0	0	0	0
2025	Packers	16	16	117	63	54	4	7	0.5	5.0	3	0	0	0	0	4	2	1	0	0	1	0	1	0	0	0	0
2026	Packers	4	4	30	18	12	6	25	3.0	16.0	3	1	18	18	0	1	0	0	0	0	0	0	0	0	0	0	0
NFL TOTALS		**34**	**24**	**224**	**129**	**95**	**23**	**85**	**7.0**	**53.5**	**13**	**2**	**40**	**22**	**0**	**9**	**3**	**3**	**0**	**4**	**11**	**9**	**2**	**0**	**0**	**0**	**0**

EDGERRIN COOPER'S NFL POSTSEASON DEFENSIVE STATISTICS

				TACKLES							INTERCEPTIONS									ST			MISC	
YEAR	TEAM	GP	GS	TK	S	A	TFL	YDS	SK	YDS	QBH	NO	YDS	LG	TD	PD	FF	FR	TD	YDS	TK	S	A	FF	FR	S	A
2024	Packers	1	1	7	2	5	0	0	0.0	0.0	1	0	0	0	0	0	0	0	0	0	0	0	0	0	0	0	0
2025	Packers	1	1	8	6	2	0	0	0.0	0.0	0	0	0	0	0	1	0	0	0	0	0	0	0	0	0	0	0
NFL TOTALS		**2**	**2**	**15**	**8**	**7**	**0**	**0**	**0.0**	**0.0**	**1**	**0**	**0**	**0**	**0**	**1**	**0**	**0**	**0**	**0**	**0**	**0**	**0**	**0**	**0**	**0**	**0**

SINGLE-GAME HIGHS: DEFENSIVE

Total Tackles	12 vs. Detroit Lions, Sep 07, 2025 11 vs. Chicago Bears, Dec 07, 2025 ...1 more at 11.
Solo Tackles	8 vs. Detroit Lions, Sep 07, 2025 7 at Denver Broncos, Dec 14, 2025 ...2 more at 7.
Sacks	1.0 at Tampa Bay Buccaneers, Oct 04, 2026 1.0 at New York Jets, Sep 20, 2026 ...4 more at 1.0.
Passes Defensed	2 at Seattle Seahawks, Dec 15, 2024 1 at Tampa Bay Buccaneers, Oct 04, 2026 ...6 more at 1.
Forced Fumbles	1 vs. Philadelphia Eagles, Nov 10, 2025 1 at Pittsburgh Steelers, Oct 26, 2025 ...1 more at 1.
Fumble Recoveries	1 vs. Chicago Bears, Jan 05, 2025 1 vs. Minnesota Vikings, Sep 29, 2024
Tackles For Loss	4 at Minnesota Vikings, Dec 29, 2024 3 at New York Jets, Sep 20, 2026
Interceptions	1 at Tampa Bay Buccaneers, Oct 04, 2026 1 at Seattle Seahawks, Dec 15, 2024
Special Teams Tackles	2 vs. New Orleans Saints, Dec 23, 2024 2 at Seattle Seahawks, Dec 15, 2024
Longest Opp Fumble Return	4 vs. Minnesota Vikings, Sep 29, 2024

2026 GXG REGULAR SEASON (PACKERS)

DATE OPPONENT	P/S	TK	S	A	SK	YDS	INT	PD	FF	FR
09/13 at Vikings	S	7	6	1	1.0	6.0	0	0	0	0
09/20 at Jets	S	8	6	2	1.0	10.0	0	0	0	0
09/24 Falcons	S	6	2	4	0.0	0.0	0	0	0	0
10/04 at Buccaneers	S	9	4	5	1.0	0.0	1	1	0	0
10/11 Bears					INJURED RESERVE					
10/18 Cowboys					INJURED RESERVE					
10/25 at Lions					INJURED RESERVE					
10/29 Panthers					INJURED RESERVE					
11/08 at Patriots					INJURED RESERVE					
11/15 Vikings					INJURED RESERVE					
2026 TOTALS	**4-4**	**30**	**18**	**12**	**3.0**	**16.0**	**1**	**1**	**0**	**0**



Ht: 6-4 | Wt: 250 | Born: January 30, 2000 | NFL Games Played/Started: 25/1 | Acquired: FA-23

AT A GLANCE

- Has appeared in 15 games with one start for the Packers in three seasons (2023-25), posting 17 tackles (10 solo), six tackles for a loss, five sacks, 10 QB hits and two forced fumbles. Also has played in two postseason games, recording a QB hit.
- Among NFL players to play in 15 or fewer games from 2023-25, is tied for No. 1 in forced fumbles, tied for No. 2 in sacks (three), ranks No. 3 in QB hits (10) and tackles for a loss (six), and is tied for No. 9 in havoc plays (eight) according to TruMedia.
- Dating back to 2023, ranks No. 1 on the Packers with a 3.4 havoc rate (pct. of def. plays with a TFL, forced fumble, interception, pass breakup or sack, TruMedia).
- Played in seven games in 2024 and posted 12 tackles (eight solo), five tackles for a loss, four sacks (No. 4 on the team), seven QB hits (tied for No. 4 on the team) and 13 Next Gen Stat QB pressures. Became the first player in team history (since 1982) to play in seven or fewer games and register four-plus sacks in a season (2024).
- Spent one season at Georgia (2018) and three seasons at Florida (2020-22), earning second-team All-SEC honors from The Associated Press after posting 41 tackles (21 solo), 9½ tackles for a loss, four sacks and a team-high 18 QB hurries in 2020 at Florida.

2026 SEASON: Has played in all 10 games, posting 26 tackles (16 solo), 26 NGS QB pressures (No. 3 on the team), eight QB hits (No. 2 on the team), three tackles for a loss, two fumble recoveries (tied for the team lead) and 1.5 sacks…Is one of only three NFL players this season (LB Elijah Ponder, LB Andrew Van Ginkel) to post 25-plus tackles, 25-plus QB pressures and multiple fumble recoveries.

At Minnesota (Sept. 13): Played 27 snaps on defense, recording a career-high four tackles (all solo). Also appeared on two special teams snaps.

At N.Y. Jets (Sept. 20): Played 30 defensive snaps, recording two tackles (one solo) and two QB pressures. Also appeared on three special teams snaps.

Vs. Atlanta (Sept. 24): Played 25 snaps on defense, registering four tackles (tied career high) and a tackle for a loss.

At Tampa Bay (Oct. 4): Appeared on 24 snaps on defense, recording three tackles (one solo), two QB pressures, two QB hits and a tackle for a loss when he tackled QB Jalon Daniels at the Tampa Bay end zone, resulting in a Tampa Bay punt. Also played two snaps on special teams.

Vs. Chicago (Oct. 11): Played 35 snaps on defense, posting three tackles (all solo) and a QB hit, and led the team with a career-high seven QB pressures. Also appeared on two special teams snaps.

Vs. Dallas (Oct. 18): Played 39 snaps on defense, recording one tackle (assisted) and two QB pressures. Pressured QB Dak Prescott to force an incompletion in the fourth quarter. Also played one snap on special teams.

At Detroit (Oct. 25): Saw action on 29 defensive snaps, posting three tackles (two solo) and his first career fumble recovery. Recovered a fumble caused by LB Isaiah McDuffie to give Green Bay the ball on its own 8-yard line with less than a minute to play in the first half. Also played three snaps on special teams.

Vs. Carolina (Oct. 29): Appeared on 38 snaps on defense, registering a team-high six QB pressures, two tackles (both solo), two QB hits, a tackle for a loss, a sack and a fumble recovery to end the game. Recorded his first sack of the season when he tackled QB Bryce Young at Carolina's 15-yard line for a loss of 10 yards in the second quarter. Also played three snaps on special teams.

At New England (Nov. 8): Played 34 defensive snaps, recording one tackle (assisted), a team-high five QB pressures, three QB hits (tied for a team high) and a half-sack when he teamed up with EDGE Dani Dennis-Sutton to take down QB Drake Maye for a loss of 2 yards in the third quarter. Also played six snaps on special teams.

Vs. Minnesota (Nov. 15): Saw action on 35 defensive snaps, registering three tackles (one solo) while also appearing on six special teams snaps.

BRENTON COX JR.'S NFL REGULAR-SEASON DEFENSIVE STATISTICS

				TACKLES								INTERCEPTIONS										ST				MISC	
YEAR	TEAM	GP	GS	TK	S	A	TFL	YDS	SK	YDS	QBH	NO	YDS	LG	TD	PD	FF	FR	TD	YDS	TK	S	A	FF	FR	S	A
2023	Packers	4	0	0	0	0	0	0	0.0	0.0	0	0	0	0	0	0	0	0	0	0	0	0	0	0	0	0	0
2024	Packers	7	0	12	8	4	5	32	4.0	29.0	7	0	0	0	0	0	1	0	0	0	0	0	0	0	0	0	0
2025	Packers	4	1	5	2	3	1	13	1.0	13.0	3	0	0	0	0	0	1	0	0	0	0	0	0	0	0	0	0
2026	Packers	10	0	26	16	10	3	22	1.5	11.0	8	0	0	0	0	0	2	0	3	0	0	0	0	0	0	0	0
NFL TOTALS		**25**	**1**	**43**	**26**	**17**	**9**	**67**	**6.5**	**53.0**	**18**	**0**	**0**	**0**	**0**	**0**	**2**	**2**	**0**	**3**	**0**	**0**	**0**	**0**	**0**	**0**	**0**

BRENTON COX JR.'S NFL POSTSEASON DEFENSIVE STATISTICS

				TACKLES								INTERCEPTIONS										ST				MISC	
YEAR	TEAM	GP	GS	TK	S	A	TFL	YDS	SK	YDS	QBH	NO	YDS	LG	TD	PD	FF	FR	TD	YDS	TK	S	A	FF	FR	S	A
2024	Packers	1	0	0	0	0	0	0	0.0	0.0	0	0	0	0	0	0	0	0	0	0	0	0	0	0	0	0	0
2025	Packers	1	0	0	0	0	0	0	0.0	0.0	1	0	0	0	0	0	0	0	0	0	0	0	0	0	0	0	0
NFL TOTALS		**2**	**0**	**0**	**0**	**0**	**0**	**0**	**0.0**	**0.0**	**1**	**0**	**0**	**0**	**0**	**0**	**0**	**0**	**0**	**0**	**0**	**0**	**0**	**0**	**0**	**0**	**0**

SINGLE-GAME HIGHS: DEFENSIVE

Total Tackles	4 vs. Atlanta Falcons, Sep 24, 2026 4 at Minnesota Vikings, Sep 13, 2026
Solo Tackles	4 at Minnesota Vikings, Sep 13, 2026 3 vs. Chicago Bears, Oct 11, 2026
Sacks	1.0 vs. Carolina Panthers, Oct 29, 2026 1.0 at Minnesota Vikings, Jan 04, 2026 ...4 more at 1.0.
Forced Fumbles	1 at Minnesota Vikings, Jan 04, 2026 1 vs. San Francisco 49ers, Nov 24, 2024
Fumble Recoveries	1 vs. Carolina Panthers, Oct 29, 2026 1 at Detroit Lions, Oct 25, 2026
Tackles For Loss	2 at Chicago Bears, Nov 17, 2024 1 vs. Carolina Panthers, Oct 29, 2026 ...6 more at 1.

2026 GXG REGULAR SEASON (PACKERS)

DATE	OPPONENT	P/S	TK	S	A	SK	YDS	INT	PD	FF	FR
09/13	at Vikings	P	4	4	0	0.0	0.0	0	0	0	0
09/20	at Jets	P	2	1	1	0.0	0.0	0	0	0	0
09/24	Falcons	P	4	1	3	0.0	0.0	0	0	0	0
10/04	at Buccaneers	P	3	2	1	0.0	0.0	0	0	0	0
10/11	Bears	P	3	3	0	0.0	0.0	0	0	0	0
10/18	Cowboys	P	1	0	1	0.0	0.0	0	0	0	0
10/25	at Lions	P	3	2	1	0.0	0.0	0	0	0	1
10/29	Panthers	P	2	2	0	1.0	10.0	0	0	0	1
11/08	at Patriots	P	1	0	1	0.5	1.0	0	0	0	0
11/15	Vikings	P	3	1	2	0.0	0.0	0	0	0	0
2026 TOTALS		**10-0**	**26**	**16**	**10**	**1.5**	**11.0**	**0**	**0**	**0**	**2**

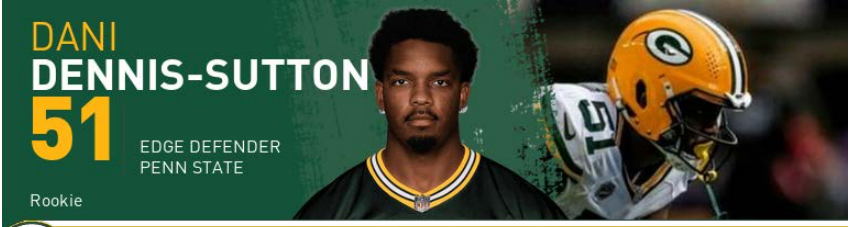

DANI DENNIS-SUTTON

51 EDGE DEFENDER
PENN STATE

Rookie

Ht: 6-6 | Wt: 256 | Born: December 23, 2003 | NFL Games Played/Started: 10/0 | Acquired: D4-26

AT A GLANCE

- First name is pronounced duh-NYE.
- Appeared in 55 games with 30 starts in four seasons at Penn State, recording 127 tackles (78 solo), 34½ tackles for a loss, 23½ sacks, 22 QB hurries, seven forced fumbles, two fumble recoveries, two interceptions, 10 passes defensed and three blocked punts.
- Finished his career ranked No. 6 in school history in sacks (23½) and tied for No. 5 in forced fumbles (seven).
- Led the nation and tied a single-season school record with three blocked punts in 2025 (Jack Ham, 1968; Andre Collins, 1989).
- Earned third-team All-Big Ten recognition from the coaches and media in 2025 after posting 42 tackles (26 solo), 12 tackles for a loss, 8½ sacks, three forced fumbles, three passes defensed and three blocked punts.
- Was one of only four FBS players to register 12-plus tackles for a loss, eight-plus sacks and multiple forced fumbles in both 2024 and 2025.
- Earned Academic All-Big Ten honors in each of his last three seasons at Penn State (2023-25).

2026 SEASON: Has played in all 10 games and has posted 24 tackles (nine solo), seven QB hits (No. 3 on the team and No. 5 among NFL rookies), four tackles for a loss, three sacks (tied for No. 2 on the team and No. 6 among NFL rookies), two passes defensed and a fumble recovery…Ranks No. 2 on the team and No. 2 among NFL rookies with 30 NGS QB pressures, the most by a Green Bay rookie in a season (since 2016).

At Minnesota (Sept. 13): Made his NFL debut, playing 21 snaps on defense and recording one tackle (assisted). Also appeared on 12 special teams snaps.

At N.Y. Jets (Sept. 20): Played 30 snaps on defense, recording six tackles (two solo), six QB pressures, two QB hits and a half-sack. Recorded his first NFL sack when he teamed up with EDGE Lukas Van Ness to take down QB Geno Smith for a loss of 9 yards in overtime. Also played 14 special teams snaps.

Vs. Atlanta (Sept. 24): Played 39 snaps on defense, recording two tackles (both assisted). Also played eight snaps on special teams.

At Tampa Bay (Oct. 4): Played 24 snaps on defense, posting one tackle (assisted) and two QB pressures. Also appeared on seven special teams snaps.

Vs. Chicago (Oct. 11): Played 32 defensive snaps, recording five QB pressures, three tackles (all solo), two QB hits, two tackles for a loss, a sack, a pass defensed and a fumble recovery, when he recovered the ball on a sack/forced fumble by DT Devonte Wyatt. Recorded his first NFL sack when he tackled QB Case Keenum for a loss of 11 yards, becoming the first Green Bay rookie to post a sack, multiple tackles for a loss (two) and a fumble recovery in a game dating back to 1999. Also appeared on one special teams snap.

Vs. Dallas (Oct. 18): Played 36 snaps on defense, posting a team-high six QB pressures and a QB hit. Pressured QB Dak Prescott on a first-down pass attempt in the fourth quarter, leading to an incompletion.

At Detroit (Oct. 25): Saw action on 34 defensive snaps, recording three tackles (one solo). Tackled RB Jahmyr Gibbs short of the line to gain on a third-down run in the fourth quarter, which led to Detroit turning the ball over on downs at its own 24-yard line on the following play. Also played seven snaps on special teams.

Vs. Carolina (Oct. 29): Appeared on 32 snaps on defense, registering three tackles (two solo), two tackles for a loss, a QB hit, a pass defensed and a sack. Sacked QB Bryce Young for a loss of 4 yards on Carolina's final drive of the fourth quarter. Also played 10 snaps on special teams.

At New England (Nov. 8): Played 32 defensive snaps, recording two tackles (both assisted), a QB hit and a half-sack when he teamed up with EDGE Brenton Cox Jr. to take down QB Drake Maye for a loss of 2 yards in the third quarter. Also appeared on 17 special teams snaps, posting a career-high two tackles.

Vs. Minnesota (Nov. 15): Saw action on 34 defensive snaps, posting three tackles (one solo) and two QB pressures while also appearing on 12 special teams snaps.

DANI DENNIS-SUTTON'S NFL REGULAR-SEASON DEFENSIVE STATISTICS

				TACKLES						INTERCEPTIONS										ST				MISC	
YEAR	TEAM	GP	GS	TK	S	A	TFL	YDS	SK	YDS	QBH	NO	YDS	LG	TD	PD	FF	FR	TD	YDS	TK	S	A	FF	FR	S	A
2026	Packers	10	0	23	9	14	4	20	3.0	20.5	7	0	0	0	0	2	0	1	0	0	2	1	1	0	0	0	0
NFL TOTALS		10	0	23	9	14	4	20	3.0	20.5	7	0	0	0	0	2	0	1	0	0	2	1	1	0	0	0	0

SINGLE-GAME HIGHS: DEFENSIVE

Total Tackles	6 at New York Jets, Sep 20, 2026 3 vs. Carolina Panthers, Oct 29, 2026 ...2 more at 3.
Solo Tackles	3 vs. Chicago Bears, Oct 11, 2026 2 vs. Carolina Panthers, Oct 29, 2026 ...1 more at 2.
Sacks	1.0 vs. Carolina Panthers, Oct 29, 2026 1.0 vs. Chicago Bears, Oct 11, 2026
Passes Defensed	1 vs. Chicago Bears, Oct 11, 2026
Fumble Recoveries	1 vs. Chicago Bears, Oct 11, 2026
Tackles For Loss	2 vs. Carolina Panthers, Oct 29, 2026 2 vs. Chicago Bears, Oct 11, 2026
Special Teams Tackles	2 at New England Patriots, Nov 08, 2026

2026 GXG REGULAR SEASON (PACKERS)

DATE	OPPONENT	P/S	TK	S	A	SK	YDS	INT	PD	FF	FR
09/13	at Vikings	P	1	0	1	0.0	0.0	0	0	0	0
09/20	at Jets	P	6	2	4	0.5	4.5	0	0	0	0
09/24	Falcons	P	2	0	2	0.0	0.0	0	0	0	0
10/04	at Buccaneers	P	1	0	1	0.0	0.0	0	0	0	0
10/11	Bears	P	3	3	0	1.0	11.0	0	1	0	1
10/18	Cowboys	P	0	0	0	0.0	0.0	0	0	0	0
10/25	at Lions	P	3	1	2	0.0	0.0	0	0	0	0
10/29	Panthers	P	3	2	1	1.0	4.0	0	1	0	0
11/08	at Patriots	P	2	0	2	0.5	1.0	0	0	0	0
11/15	Vikings	P	2	1	1	0.0	0.0	0	0	0	0
2026 TOTALS		**10-0**	**23**	**9**	**14**	**3.0**	**20.5**	**0**	**2**	**0**	**1**



Ht: 6-5 | Wt: 338 | Born: September 29, 1998 | NFL Games Played/Started: 18/1 | Acquired: W-25 (Chi.)

AT A GLANCE

- Claimed off waivers from Chicago on Dec. 30, 2025, and spent the rest of the 2025 season with Green Bay.
- Made his Packers debut in the final regular-season contest at Minnesota (Jan. 4) and made his playoff debut in the NFC Wild Card contest at Chicago (Jan. 10), where he posted three tackles (one solo).
- *Selected by the Packers with the second of four picks in the seventh round (No. 234 overall) of the 2022 NFL Draft, a pick acquired from Denver along with a fifth-round selection (No. 179 overall) in exchange for Green Bay's fifth-round pick (No. 171 overall).*
- *Appeared in 50 games with 30 starts in five seasons with the Miami Hurricanes (2017-21), recording 60 tackles (21 solo), eight tackles for a loss, three sacks, a pass defensed and a forced fumble.*

2026 SEASON: Has played in five games with one start, registering five tackles (three solo), three NGS QB pressures, a QB hit and a half-sack…Was placed on injured reserve (calf) on Oct. 17.

At Minnesota (Sept. 13): Started and played 28 defensive snaps, registering four tackles (three solo), his first NFL sack, two QB pressures and a QB hit. Split a sack of QB Carson Wentz with CB Keisean Nixon for a loss of 8 yards in the second quarter.

At N.Y. Jets (Sept. 20): Appeared on 31 snaps on defense and eight on special teams.

Vs. Atlanta (Sept. 24): Played 28 snaps on defense, registering one tackle (assisted). Also played four snaps on special teams.

At Tampa Bay (Oct. 4): Played 13 snaps on defense.

Vs. Chicago (Oct. 11): Appeared on 17 defensive snaps, recording a QB pressure.

JONATHAN FORD'S NFL REGULAR-SEASON DEFENSIVE STATISTICS

				TACKLES							INTERCEPTIONS										ST				MISC	
YEAR	TEAM	GP	GS	TK	S	A	TFL	YDS	SK	YDS	QBH	NO	YDS	LG	TD	PD	FF	FR	TD	YDS	TK	S	A	FF	FR	S	A
2024	Bears	4	0	9	3	6	1	1	0.0	0.0	0	0	0	0	0	0	0	0	0	0	0	0	0	0	0	0	0
2025	Bears	8	0	4	0	4	0	0	0.0	0.0	0	0	0	0	0	0	0	0	0	0	0	0	0	0	0	0	0
2025	Packers	1	0	2	2	0	0	0	0.0	0.0	0	0	0	0	0	0	0	0	0	0	0	0	0	0	0	0	0
2025	TOTAL	9	0	6	2	4	0	0	0.0	0.0	0	0	0	0	0	0	0	0	0	0	0	0	0	0	0	0	0
2026	Packers	5	1	5	3	2	0	0	0.5	4.0	1	0	0	0	0	0	0	0	0	0	0	0	0	0	0	0	0
NFL TOTALS		**18**	**1**	**20**	**8**	**12**	**1**	**1**	**0.5**	**4.0**	**1**	**0**	**0**	**0**	**0**	**0**	**0**	**0**	**0**	**0**	**0**	**0**	**0**	**0**	**0**	**0**	**0**

JONATHAN FORD'S NFL POSTSEASON DEFENSIVE STATISTICS

				TACKLES							INTERCEPTIONS										ST				MISC	
YEAR	TEAM	GP	GS	TK	S	A	TFL	YDS	SK	YDS	QBH	NO	YDS	LG	TD	PD	FF	FR	TD	YDS	TK	S	A	FF	FR	S	A
2025	Packers	1	0	3	1	2	0	0	0.0	0.0	0	0	0	0	0	0	0	0	0	0	0	0	0	0	0	0	0
NFL TOTALS		**1**	**0**	**3**	**1**	**2**	**0**	**0**	**0.0**	**0.0**	**0**	**0**	**0**	**0**	**0**	**0**	**0**	**0**	**0**	**0**	**0**	**0**	**0**	**0**	**0**	**0**	**0**

SINGLE-GAME HIGHS: DEFENSIVE

Total Tackles	5 at Minnesota Vikings, Dec 16, 2024 4 at Minnesota Vikings, Sep 13, 2026	**Sacks**	0.5 at Minnesota Vikings, Sep 13, 2026
Solo Tackles	3 at Minnesota Vikings, Sep 13, 2026 2 at Minnesota Vikings, Jan 04, 2026	**Tackles For Loss**	1 at Minnesota Vikings, Dec 16, 2024

2026 GXG REGULAR SEASON (PACKERS)

DATE	OPPONENT	P/S	TK	S	A	SK	YDS	INT	PD	FF	FR
09/13	at Vikings	S	4	3	1	0.5	4.0	0	0	0	0
09/20	at Jets	P	0	0	0	0.0	0.0	0	0	0	0
09/24	Falcons	P	1	0	1	0.0	0.0	0	0	0	0
10/04	at Buccaneers	P	0	0	0	0.0	0.0	0	0	0	0
10/11	Bears	P	0	0	0	0.0	0.0	0	0	0	0
10/18	Cowboys					INJURED RESERVE					
10/25	at Lions					INJURED RESERVE					
10/29	Panthers					INJURED RESERVE					
11/08	at Patriots					INJURED RESERVE					
11/15	Vikings					INJURED RESERVE					
2026 TOTALS		**5-1**	**5**	**3**	**2**	**0.5**	**4.0**	**0**	**0**	**0**	**0**



ZAIRE FRANKLIN

44 LINEBACKER
SYRACUSE

Ninth NFL Season | First Packers Season

Ht: 6-0 | Wt: 235 | Born: July 2, 1996 | NFL Games Played/Started: 138/88 | Acquired: T-26 (Ind.)

AT A GLANCE

- First name is pronounced ZYE-air.
- Led the league in tackles (643) and ranked No. 2 in the NFL in solo tackles (364) from 2022-25.
- Finished in the top five in the NFL in tackles in three straight seasons (No. 4 in 2022, No. 2 in 2023, No. 1 in 2024), the only player in the league to accomplish that feat over that span.
- Dating back to 2000 (per TruMedia), was the only NFL player to register 600-plus tackles (643), 10-plus sacks (10) and 10-plus forced fumbles (11) over a four-season span (2022-25).
- Posted 10-plus tackles in 34 games from 2022-25, the most in the NFL over that span and the most in Colts history.
- Missed just one game due to injury in his first eight seasons in the league and ranks No. 1 among NFL linebackers in games played (132) since 2018.
- Led the league with 173 tackles (93 solo) and ranked No. 2 in the NFL with a career-high five forced fumbles in 2024, earning second-team All-Pro honors from The Associated Press as well as his first career Pro Bowl selection.
- Became just the second three-time captain (2015-17) in the history of Syracuse football (Robert Adams, 1894-96) and finished his collegiate career with 311 tackles (187 solo), 31½ tackles for a loss and 8½ sacks.

2026 SEASON: Has started all six games he has played in, ranking No. 6 on the team with 41 tackles (18 solo), two tackles for a loss, two QB hits, a forced fumble, five Next Gen Stat QB pressures and a pass defensed...Missed Weeks 7-10 due to a shin injury.

At Minnesota (Sept. 13): Made his Packers debut and was one of five players to play all 65 defensive snaps, recording four tackles (two solo) and a QB hit.

At N.Y. Jets (Sept. 20): One of six Packers to see action on all 74 defensive plays, posting two seven tackles (two solo). On second-and-6 early in the third quarter, beat the center and fought through traffic to team with EDGE Lukas Van Ness and drop RB Breece Hall for a loss of 3 yards.

Vs. Atlanta (Sept. 24): One of three Packers to play on all 71 defensive snaps, tying for the team lead 10 tackles (three solo) and a tackle for a loss. Late in the second quarter, with the Falcons on the GB 2, burst through the line middle of the line to take down RB Bijan Robinson for a loss of 3 yards.

At Tampa Bay (Oct. 4): One of four Packers to see action on all 63 defensive snaps and finished No. 2 on the team with eight tackles (three solo).

Vs. Chicago (Oct. 11): Played 64 of 69 defensive snaps (No. 3 on the team) and finished second on the team with nine tackles (six solo), a tackle for a loss (minus 2 yards on a third-and-1) and a pass defensed, and with under nine minutes to play, forced a fumble of WR Rome Odunze at the GB 31 on a fourth- and-3 that was recovered by S Evan Williams. With Chicago at the GB 3 early in the fourth quarter, teamed with CB Keisean Nixon to take down WR Luther Burden III on an end-around for a loss of 6 yards on third down.

Vs. Dallas (Oct. 18): One of four Packers to play all 78 defensive plays, recording three tackles (two solo), two NGS QB pressures and a QB hit. Both QB pressures came in the red zone and resulted in incompletions.

At Detroit (Oct. 25): Inactive (shin), only the second game he had missed in his NFL career.

Vs. Carolina (Oct. 29): Inactive (shin).

At New England (Nov. 8): Inactive (shin).

Vs. Minnesota (Nov. 15): Inactive (shin).

REGULAR-SEASON COMPARISON: DEFENSIVE - LOS ANGELES RAMS

				TACKLES									MISC		
DATE	OPP	W/L	GP/GS	TOT	SOLO	ASST	SACK	YDS.	INT	TFL	PD	QBH	TD	FF	FR
9/19/21	IND vs. LA	L	P	0	0	0	0.0	0.0	0	0	0	0	0	0	0
10/1/23	IND vs. LA	L	S	12	7	5	0.5	3.5	0	0	0	1	0	0	0
9/28/25	IND @ LA	L	S	7	1	6	0.0	0.0	0	0	1	1	0	0	0
TOTALS		**0/3**	**3/2**	**19**	**8**	**11**	**0.5**	**3.5**	**0**	**0**	**1**	**2**	**0**	**0**	**0**

ZAIRE FRANKLIN'S NFL REGULAR-SEASON DEFENSIVE STATISTICS

				TACKLES							INTERCEPTIONS								ST			MISC	
YEAR	TEAM	GP	GS	TK	S	A	TFL	YDS	SK	YDS	QBH	NO	YDS	LG	TD	PD	FF	FR	TD	YDS	TK	S	A	FF	FR	S	A
2018	Colts	16	2	25	10	15	0	0	0.0	0.0	0	0	0	0	0	1	0	0	0	0	4	4	0	0	0	0	0
2019	Colts	16	0	0	0	0	0	0	0.0	0.0	0	0	0	0	0	0	0	0	0	0	6	4	2	0	0	0	0
2020	Colts	16	2	10	7	3	0	0	0.0	0.0	0	0	0	0	0	0	0	0	0	0	9	7	2	0	0	0	0
2021	Colts	17	11	29	14	15	1	2	0.0	0.0	0	1	8	8	0	2	0	0	0	0	11	7	4	0	1	0	0
2022	Colts	17	17	166	102	64	12	24	3.0	17.5	6	0	0	0	0	6	3	0	0	0	1	0	1	0	0	0	0
2023	Colts	16	16	179	107	72	3	17	1.5	7.5	3	0	0	0	0	6	2	0	0	0	0	0	0	0	0	0	0
2024	Colts	17	17	173	93	80	11	35	3.5	20.0	4	2	4	4	0	6	5	0	0	0	0	0	0	0	0	0	0
2025	Colts	17	17	125	62	63	7	36	2.0	26.0	6	0	0	0	0	5	1	0	0	0	0	0	0	0	0	0	0
2026	Packers	6	6	41	18	23	2	5	0.0	0.0	2	0	0	0	0	1	1	0	0	0	0	0	0	0	0	0	0
NFL TOTALS		**138**	**88**	**748**	**413**	**335**	**36**	**119**	**10.0**	**71.0**	**21**	**3**	**12**	**8**	**0**	**27**	**12**	**0**	**0**	**0**	**31**	**22**	**9**	**0**	**1**	**0**	**0**

ZAIRE FRANKLIN'S NFL POSTSEASON DEFENSIVE STATISTICS

				TACKLES							INTERCEPTIONS										ST				MISC	
YEAR	TEAM	GP	GS	TK	S	A	TFL	YDS	SK	YDS	QBH	NO	YDS	LG	TD	PD	FF	FR	TD	YDS	TK	S	A	FF	FR	S	A
2018	Colts	2	2	0	0	0	0	0	0.0	0.0	0	0	0	0	0	0	0	0	0	0	0	0	0	0	0	0	0
2020	Colts	1	0	0	0	0	0	0	0.0	0.0	0	0	0	0	0	0	0	0	0	0	1	0	1	0	0	0	0
NFL TOTALS		**3**	**2**	**0**	**0**	**0**	**0**	**0**	**0.0**	**0.0**	**0**	**0**	**0**	**0**	**0**	**0**	**0**	**0**	**0**	**0**	**1**	**0**	**1**	**0**	**0**	**0**	**0**

SINGLE-GAME HIGHS: DEFENSIVE

Total Tackles 17 vs. Jacksonville Jaguars, Sep 10, 2023
16 vs. Miami Dolphins, Oct 20, 2024

Solo Tackles 12 at New England Patriots, Nov 12, 2023
11 at Baltimore Ravens, Sep 24, 2023

Sacks 1.5 at New England Patriots, Dec 01, 2024
1.0 vs. Atlanta Falcons, Nov 09, 2025
...6 more at 1.0.

Passes Defensed 2 at New York Giants, Jan 01, 2023
1 vs. Chicago Bears, Oct 11, 2026
...24 more at 1.

Forced Fumbles 1 vs. Chicago Bears, Oct 11, 2026
1 at Kansas City Chiefs, Nov 23, 2025
...10 more at 1.

Tackles For Loss 4 at New York Giants, Dec 29, 2024
2 at Houston Texans, Jan 04, 2026
...4 more at 2.

Interceptions 1 at Denver Broncos, Dec 15, 2024
1 at Minnesota Vikings, Nov 03, 2024
...1 more at 1.

Interception Return Yards 8 at Buffalo Bills, Nov 21, 2021
4 at Denver Broncos, Dec 15, 2024

Special Teams Tackles 2 at Arizona Cardinals, Dec 25, 2021
2 at San Francisco 49ers, Oct 24, 2021
...2 more at 2.

Special Teams Fumble Recoveries 1 at Jacksonville Jaguars, Jan 09, 2022

2026 GXG REGULAR SEASON (PACKERS)

DATE	OPPONENT	P/S	TK	S	A	SK	YDS	INT	PD	FF	FR
09/13	at Vikings	S	4	2	2	0.0	0.0	0	0	0	0
09/20	at Jets	S	7	2	5	0.0	0.0	0	0	0	0
09/24	Falcons	S	10	3	7	0.0	0.0	0	0	0	0
10/04	at Buccaneers	S	8	3	5	0.0	0.0	0	0	0	0
10/11	Bears	S	9	6	3	0.0	0.0	0	1	1	0
10/18	Cowboys	S	3	2	1	0.0	0.0	0	0	0	0
10/25	at Lions					INACTIVE/INJURY					
10/29	Panthers					INACTIVE/INJURY					
11/08	at Patriots					INACTIVE/INJURY					
11/15	Vikings					INACTIVE/INJURY					
2026 TOTALS		**6-6**	**41**	**18**	**23**	**0.0**	**0.0**	**0**	**1**	**1**	**0**



TRAVIS GLOVER

79

GUARD/TACKLE
GEORGIA STATE

Third NFL Season | Third Packers Season

Ht: 6-6 | Wt: 317 | Born: August 17, 2000 | NFL Games Played/Started: 12/5 | Acquired: D6-24

AT A GLANCE

- Spent the entire 2025 season with the Packers on injured reserve (shoulder) after being placed there on Aug. 6.
- Played in the final seven regular-season games for the Packers in 2024.
- Was selected by the Packers in the sixth round (No. 202 overall) of the 2024 NFL Draft.
- Became just the fourth player drafted in school history, joining DL Christo Bilukidi, OL Ulrick John and WR Robert Davis.
- Played in 59 games with 57 starts (35 at LT, 18 at RT and four at LG) in five seasons at Georgia State (2019-23), helping the Panthers to four bowl games in five seasons.
- Helped the offense average 188.1 rushing yards per game, ranking No. 1 in the conference and No. 25 in the nation.

2026 SEASON: Has started all five games he has played in at RG…Dressed, but did not play in one game and has been inactive for four contests (two due to injury, two as healthy scratch).

At Minnesota (Sept. 13): Inactive (healthy scratch).

At N.Y. Jets (Sept. 20): Inactive (healthy scratch).

Vs. Atlanta (Sept. 24): Was active, but did not see any action.

At Tampa Bay (Oct. 4): Made his first NFL start, opening at RG and playing all 60 snaps, and was part of a line that did allow a sack and gave up only two QB hits on the afternoon.

Vs. Chicago (Oct. 11): Started at RG and played all 61 snaps, helping to protect QB Jordan Love as he posted a career-high 137.5 passer rating (25 of 31 for 367 yards and two TDs with no INTs).

Vs. Dallas (Oct. 18): Started at RG and played all 75 snaps, part of a line that helped Love throw for 276 yards and a TD on 23-of-41 passing.

At Detroit (Oct. 25): Started at RG and appeared on all 67 snaps, helping to protect Love (274 yards passing and two TDs with one INT) as the line allowed only one sack on the afternoon.

Vs. Carolina (Oct. 29): Inactive (knee).

At New England (Nov. 8): Inactive (knee).

Vs. Minnesota (Nov. 15): Started at RG and played all 55 snaps.

TRAVIS GLOVER'S NFL REGULAR-SEASON STATISTICS

DATE	TEAM	GP	GS
2024	Packers	7	0
2026	Packers	5	5
NFL TOTALS		**12**	**5**

TRAVIS GLOVER'S NFL POSTSEASON STATISTICS

DATE	TEAM	GP	GS
2024	Packers	1	0
NFL TOTALS		**1**	**0**

2026 GXG REGULAR SEASON (PACKERS)

DATE	OPPONENT	P/S	
09/13	at Vikings		INACTIVE
09/20	at Jets		INACTIVE
09/24	Falcons		DID NOT PLAY
10/04	at Buccaneers	S	
10/11	Bears	S	
10/18	Cowboys	S	
10/25	at Lions	S	
10/29	Panthers		INACTIVE/INJURY
11/08	at Patriots		INACTIVE/INJURY
11/15	Vikings	S	
2026 TOTALS		**5-5**	



MATTHEW GOLDEN

0

WIDE RECEIVER
TEXAS

Second NFL Season | Second Packers Season

Ht: 5-11 | Wt: 191 | Born: August 1, 2003 | NFL Games Played/Started: 24/13 | Acquired: D1-25

AT A GLANCE

- Played in 14 games with five starts as a rookie last season and posted 29 receptions for 361 yards (12.4 avg.) along with 10 carries for 49 yards (4.9 avg.).
- Ranked No. 4 among NFL rookie WRs (min. 30 targets) with an average of 8.2 yards per target.
- Posted 11 receptions for 232 yards on third/fourth down, an average of 21.1 yards per catch that ranked No. 3 in the NFL (min. 10 receptions) in 2025.
- Caught four passes for 84 yards (21.0 avg.) and a TD vs. Chicago in an NFC Wild Card contest as he became just the second rookie in franchise history (WR Davante Adams vs. Dallas on Jan. 11, 2015) to post 80-plus receiving yards and a receiving TD in a playoff game.
- Appeared in 36 games with 33 starts in his three collegiate seasons (Houston, 2022-23; Texas, 2024), finishing his career with 134 receptions for 1,975 yards (14.7 avg.) and 22 TDs.
- Was one of only six FBS players to post 35-plus receptions, 400-plus receiving yards and six-plus TD catches each season from 2022-24.
- Played in 20 games with 17 starts in two seasons at Houston (2022-23), posting 76 receptions for 988 yards (13.0 avg.) and 13 TDs along with 14 kickoff returns for 437 yards (31.2 avg.). Was tied for No. 2 in the nation with two kickoff return TDs in 2023.

2026 SEASON: Has played in all 10 games with eight starts and has posted a team-high 58 receptions for 853 yards (14.7 avg.) and five TDs…Ranks No. 6 in the NFL in receiving yards and No. 9 in receptions…Joins WR Sterling Sharpe (1989) as the only first-/second-year players in team history to post 50-plus receptions and 850-plus receiving yards in the first 10 games of a season…Has posted four-plus receiving first downs in eight games this season, good for No. 2 in the league…Is tied for No. 1 in the league in catches of 40-plus yards (five)…Ranks No. 2 on the team with 18 explosive catches (16-plus yards)…Is tied for No. 3 in the NFL with seven games of 70-plus receiving yards this season, the most by a Packer through 10 games since WR Jordy Nelson (seven) in 2014…Has also returned three punts for 40 yards (13.3 avg.).

At Minnesota (Sept. 13): Started and played 56 of 68 snaps, finishing with 95 receiving yards on six catches (15.8 avg.). Hauled in a 42-yard pass over the middle on the first play of the fourth quarter to the Minnesota 26.

At N.Y. Jets (Sept. 20): Started and appeared on 51 of 59 snaps, tying for the team lead with four catches for 58 yards (14.5 avg.) with all four grabs picking up first downs.

Vs. Atlanta (Sept. 24): Started and played 54 of 66 snaps, posting 100 receiving yards on five receptions (20.0 avg), including the first regular-season TD catch of his career on a 15-yard grab from QB Jordan Love midway through the fourth quarter.

At Tampa Bay (Oct. 4): Played 53 of 60 snaps and finished with three receptions for 21 yards (7.0 avg.), highlighted by his 2-yard TD catch on fourth down early in the second quarter.

Vs. Chicago (Oct. 11): Started and played 47 of 61 snaps, finishing with 123 receiving yards on six receptions (20.5 avg.), highlighted by a career-long 50-yard catch down the middle early in the fourth quarter to the Chicago 31. Also returned two punts for 27 yards (13.5 avg.) with WR Skyy Moore (ankle) departing the game.

Vs. Dallas (Oct. 18): Started and played 63 of 75 snaps, leading the team with 104 yards and a TD on six catches (17.3 avg.), his second straight 100-yard receiving game and the third in his last four games. Became the first Packer since WR Davante Adams in 2021 to register 100-plus receiving yards in three straight home games. Capped off Green Bay's opening drive with a 9-yard TD catch and registered five receiving first downs on the evening.

At Detroit (Oct. 25): Started and played 57 of 67 snaps, finishing with a team-high six receptions for 39 yards (6.5 avg.).

Vs. Carolina (Oct. 29): Started and appeared on 59 of 69 snaps, posting seven catches for 79 yards (11.3 avg.) and a TD. Caught a 24-yard TD pass late in the first half to give Green Bay a 20-10 lead.

At New England (Nov. 8): Appeared on 49 of 66 snaps, posting a career-high 10 receptions for a career-best 164 yards (16.4 avg.) and a TD. Became the first rookie/second-year player in team history to register 10-plus catches, 160-plus receiving yards and a receiving TD in a game. Posted 126 receiving yards and a TD on six catches in the first quarter alone, the second most by a Packer in a first quarter dating back to 1978 behind only WR Antonio Freeman (129 yards on Dec. 20, 1998). Registered two receptions of 40-plus yards (49, 43) in the first quarter. Finished with a career-best seven receiving first downs. Posted a reception on all 10 targets, the first Packer to have a 100.0 reception percentage in a game with 10-plus targets since WR Donald Driver (10 for 10) at Detroit on Nov. 22, 2007.

Vs. Minnesota (Nov. 15): Started and played 46 of 55 snaps, leading the team with five catches for 70 yards (14.0 avg.) while adding a 13-yard punt return.

MATTHEW GOLDEN'S NFL REGULAR-SEASON RUSHING/RECEIVING STATISTICS

				RECEIVING					RUSHING				
DATE	TEAM	GP	GS	NO.	YDS.	AVG.	LG	TD	NO.	YDS.	AVG.	LG	TD
2025	Packers	14	5	29	361	12.4	46	0	10	49	4.9	9	0
2026	Packers	10	8	58	853	14.7	50	5	1	6	6.0	6	0
NFL TOTALS		**24**	**13**	**87**	**1,214**	**14.0**	**50**	**5**	**11**	**55**	**5.0**	**9**	**0**

MATTHEW GOLDEN'S NFL POSTSEASON RUSHING/RECEIVING STATISTICS

				RECEIVING					RUSHING				
DATE	TEAM	GP	GS	NO.	YDS.	AVG.	LG	TD	NO.	YDS.	AVG.	LG	TD
2025	Packers	1	0	4	84	21.0	36	1	0	0	0.0	0	0
NFL TOTALS		**1**	**0**	**4**	**84**	**21.0**	**36**	**1**	**0**	**0**	**0.0**	**0**	**0**

MATTHEW GOLDEN'S NFL REGULAR-SEASON RETURN STATISTICS

		PUNT RETURNS					
DATE	TEAM	NO.	FC	YDS.	AVG.	LG	TD
2025	Packers	6	2	28	4.7	11	0
2026	Packers	3	1	40	13.3	17	0
NFL TOTALS		**9**	**3**	**68**	**7.6**	**17**	**0**

MATTHEW GOLDEN'S NFL POSTSEASON RETURN STATISTICS

		PUNT RETURNS					
DATE	TEAM	NO.	FC	YDS.	AVG.	LG	TD
2025	Packers	0	0	0	0.0	0	0
NFL TOTALS		**0**	**0**	**0**	**0.0**	**0**	**0**

SINGLE-GAME HIGHS: RUSHING/RECEIVING

Rush Attempts
3 at Cleveland Browns, Sep 21, 2025
2 at Chicago Bears, Dec 20, 2025
...2 more at 2.

Rushing Yards
16 vs. Cincinnati Bengals, Oct 12, 2025
15 vs. Washington Commanders, Sep 11, 2025

Longest Runs
9 vs. Washington Commanders, Sep 11, 2025
8 vs. Cincinnati Bengals, Oct 12, 2025
...1 more at 8.

Receptions
10 at New England Patriots, Nov 08, 2026
7 vs. Carolina Panthers, Oct 29, 2026

Receiving Yards
164 at New England Patriots, Nov 08, 2026
123 vs. Chicago Bears, Oct 11, 2026

Receiving Average
28.7 vs. Cincinnati Bengals, Oct 12, 2025
20.5 vs. Chicago Bears, Oct 11, 2026

Longest Receptions
50 vs. Chicago Bears, Oct 11, 2026
49 at New England Patriots, Nov 08, 2026

Receiving TDs
1 at New England Patriots, Nov 08, 2026
1 vs. Carolina Panthers, Oct 29, 2026
...3 more at 1.

All-Purpose Yards
164 at New England Patriots, Nov 08, 2026
150 vs. Chicago Bears, Oct 11, 2026

Fair Catches
1 vs. Minnesota Vikings, Nov 15, 2026
1 vs. Cincinnati Bengals, Oct 12, 2025
...1 more at 1.

Punt Return Yards
27 vs. Chicago Bears, Oct 11, 2026
11 at Dallas Cowboys, Sep 28, 2025
...1 more at 11.

Longest Punt Return
17 vs. Chicago Bears, Oct 11, 2026
13 vs. Minnesota Vikings, Nov 15, 2026

Punt Returns
2 vs. Chicago Bears, Oct 11, 2026
2 at Dallas Cowboys, Sep 28, 2025
...1 more at 2.

Most TDs
1 at New England Patriots, Nov 08, 2026
1 vs. Carolina Panthers, Oct 29, 2026
...3 more at 1.

Scrimmage Yards
164 at New England Patriots, Nov 08, 2026
123 vs. Chicago Bears, Oct 11, 2026

2026 GXG REGULAR SEASON (PACKERS)

			RECEIVING					RUSHING				
DATE	OPPONENT	P/S	NO.	YDS.	AVG.	LG	TD	NO.	YDS.	AVG.	LG	TD
09/13	at Vikings	S	6	95	15.8	42	0	0	0	0.0	0	0
09/20	at Jets	S	4	58	14.5	18	0	0	0	0.0	0	0
09/24	Falcons	S	5	100	20.0	45	1	0	0	0.0	0	0
10/04	at Buccaneers	P	3	21	7.0	13	1	1	6	6.0	6	0
10/11	Bears	S	6	123	20.5	50	0	0	0	0.0	0	0
10/18	Cowboys	S	6	104	17.3	37	1	0	0	0.0	0	0
10/25	at Lions	S	6	39	6.5	22	0	0	0	0.0	0	0
10/29	Panthers	S	7	79	11.3	24t	1	0	0	0.0	0	0
11/08	at Patriots	P	10	164	16.4	49	1	0	0	0.0	0	0
11/15	Vikings	S	5	70	14.0	20	0	0	0	0.0	0	0
2026 TOTALS		**10-8**	**58**	**853**	**14.7**	**50**	**5**	**1**	**6**	**6.0**	**6**	**0**

2026 GXG REGULAR SEASON (PACKERS)

			KICKOFF RETURNS					PUNT RETURNS							
DATE	OPPONENT	P/S	RET	YDS	AVG	LG	TD	NO	FC	YDS	AVG	LG	TD	W/L	SCORE
09/13	at Vikings	S	0	0	0.0	0	0	0	0	0	0.0	0	0	L	22-39
09/20	at Jets	S	0	0	0.0	0	0	0	0	0	0.0	0	0	W	20-17+
09/24	Falcons	S	0	0	0.0	0	0	0	0	0	0.0	0	0	L	14-35
10/04	at Buccaneers	P	0	0	0.0	0	0	0	0	0	0.0	0	0	W	17-14
10/11	Bears	S	0	0	0.0	0	0	2	0	27	13.5	17	0	W	31-7
10/18	Cowboys	S	0	0	0.0	0	0	0	0	0	0.0	0	0	W	23-13
10/25	at Lions	S	0	0	0.0	0	0	0	0	0	0.0	0	0	L	17-20
10/29	Panthers	S	0	0	0.0	0	0	0	0	0	0.0	0	0	W	27-19
11/08	at Patriots	P	0	0	0.0	0	0	0	0	0	0.0	0	0	W	45-27
11/15	Vikings	S	0	0	0.0	0	0	1	1	13	13.0	13	0	L	10-30
2026 TOTALS		**10-8**	**0**	**0**	**0.0**	**0**	**0**	**3**	**1**	**40**	**13.3**	**17**	**0**	**6-4**	

+ - Overtime



Ht: 6-1 | Wt: 192 | Born: January 17, 2001 | NFL Games Played/Started: 22/0 | Acquired: FA-24

AT A GLANCE

- Saw action in 10 games for the Packers in 2025, playing primarily on special teams while also seeing time on defense in two contests and recording five tackles (one solo).
- After being selected by the Kansas City Chiefs in the sixth round (No. 211 overall) of the 2024 NFL Draft, spent the 2024 season on Green Bay's practice squad and was elevated to the active roster for two games.
- Played in 33 games across four seasons of collegiate football, spending three seasons at Tennessee (2021-23) and one season at Independence (Kan.) Community College (2019).
- In his three seasons at Tennessee, played in 23 games with 15 starts and recorded 87 tackles (56 solo), 5½ tackles for a loss, six interceptions, 18 passes defensed and two forced fumbles.

2026 SEASON: Has played in all 10 games, leading the team with a career-high 11 tackles on special teams and two tackles (both solo) on defense…Is tied for No. 2 in the NFL in games with multiple tackles on special teams (four), which is the most by a Packer in a season since 2014 (LB Jayrone Elliott and S Sean Richardson, four each).

At Minnesota (Sept. 13): Appeared on 10 special teams snaps, recording one tackle.

At N.Y. Jets (Sept. 20): Played 12 special teams snaps, recording two tackles.

Vs. Atlanta (Sept. 24): Played five snaps on special teams.

At Tampa Bay (Oct. 4): Appeared on seven special teams snaps.

Vs. Chicago (Oct. 11): Played seven snaps on defense, recording one tackle (solo). Also appeared on nine special teams snaps, registering a career-high three tackles.

Vs. Dallas (Oct. 18): Saw action on 11 special teams snaps, posting one tackle.

At Detroit (Oct. 25): Appeared on 10 special teams snaps.

Vs. Carolina (Oct. 29): Played 16 snaps on special teams, registering two tackles while also appearing on one defensive snap.

At New England (Nov. 8): Played a career-high 21 snaps on special teams, recording two tackles. Also saw action on five defensive snaps.

Vs. Minnesota (Nov. 15): Saw action on two defensive snaps, posting one tackle (solo) while also appearing on 15 special teams snaps.

KAMAL HADDEN'S NFL REGULAR-SEASON DEFENSIVE STATISTICS

			TACKLES								INTERCEPTIONS									ST				MISC	
YEAR	TEAM	GP	GS	TK	S	A	TFL	YDS	SK	YDS	QBH	NO	YDS	LG	TD	PD	FF	FR	TD	YDS	TK	S	A	FF	FR	S	A
2024	Packers	2	0	0	0	0	0	0	0.0	0.0	0	0	0	0	0	0	0	0	0	0	0	0	0	0	0	0	0
2025	Packers	10	0	5	1	4	0	0	0.0	0.0	0	0	0	0	0	0	0	0	0	0	0	0	0	0	0	0	0
2026	Packers	10	0	2	2	0	0	0	0.0	0.0	0	0	0	0	0	0	0	0	0	0	11	6	5	0	0	0	0
NFL TOTALS		**22**	**0**	**7**	**3**	**4**	**0**	**0**	**0.0**	**0.0**	**0**	**0**	**0**	**0**	**0**	**0**	**0**	**0**	**0**	**0**	**11**	**6**	**5**	**0**	**0**	**0**	**0**

2026 GXG REGULAR SEASON (PACKERS)

DATE	OPPONENT	P/S	TK	S	A	SK	YDS	INT	PD	FF	FR
09/13	at Vikings	P	0	0	0	0.0	0.0	0	0	0	0
09/20	at Jets	P	0	0	0	0.0	0.0	0	0	0	0
09/24	Falcons	P	0	0	0	0.0	0.0	0	0	0	0
10/04	at Buccaneers	P	0	0	0	0.0	0.0	0	0	0	0
10/11	Bears	P	1	1	0	0.0	0.0	0	0	0	0
10/18	Cowboys	P	0	0	0	0.0	0.0	0	0	0	0
10/25	at Lions	P	0	0	0	0.0	0.0	0	0	0	0
10/29	Panthers	P	0	0	0	0.0	0.0	0	0	0	0
11/08	at Patriots	P	0	0	0	0.0	0.0	0	0	0	0
11/15	Vikings	P	1	1	0	0.0	0.0	0	0	0	0
2026 TOTALS		**10-0**	**2**	**2**	**0**	**0.0**	**0.0**	**0**	**0**	**0**	**0**



Ht: 6-2 | Wt: 307 | Born: February 7, 1993 | NFL Games Played/Started: 150/130 | Acquired: FA-26

AT A GLANCE

- First name is pronounced JAY-von.
- Has appeared in 146 games with 130 starts during his career and has registered 432 tackles (233 solo), 49 sacks, 59 tackles for a loss, 84 QB hits, five forced fumbles, five fumble recoveries and eight passes defensed.
- Has been selected to two Pro Bowls during his career (2021 with Philadelphia, 2023 with San Francisco).
- Among interior linemen (per TruMedia), ranked tied for No. 2 in the NFL from 2021-23 in sacks (25½) and No. 1 in Next Gen Stats QB pressures (168) and was the only interior lineman in the NFL to register 50-plus QB pressures each season from 2021 to 2023.
- Has played in 15-plus games in nine of his 10 seasons in the league, tied for the most in the NFL (Leonard Williams) among interior linemen since 2016 (per TruMedia).
- Has also started all 11 postseason contests that he has played in, including back-to-back Super Bowls (LVII, LVIII).
- Was twice named the Defensive Player of the Year in the Mid-Eastern Athletic Conference (2014-15), ranking No. 2 in the FCS with 46 tackles for a loss over those two seasons.

2026 SEASON: Has played in four games and has registered six tackles (two solo), seven NGS QB pressures, two QB hits and a pass defensed…Was placed on injured reserve (Achilles) on Oct. 17.

At Minnesota (Sept. 13): Appeared on 30 defensive snaps, recording one tackle (solo).

At N.Y. Jets (Sept. 20): Inactive (knee/concussion).

Vs. Atlanta (Sept. 24): Played 33 snaps on defense, recording three tackles (one solo), one QB pressure and a pass defensed.

At Tampa Bay (Oct. 4): Played 29 defensive snaps, posting one tackle (assisted), three QB pressures and a QB hit. The play he recorded a QB hit on resulted in an incompletion.

Vs. Chicago (Oct. 11): Played 31 snaps on defense, recording one tackle (assisted) and a QB hit before leaving the game in the fourth quarter with an Achilles injury.

REGULAR-SEASON COMPARISON: DEFENSIVE - LOS ANGELES RAMS

				TACKLES									MISC		
DATE	OPP	W/L	GP/GS	TOT	SOLO	ASST	SACK	YDS.	INT	TFL	PD	QBH	TD	FF	FR
11/10/19	PIT vs. LA	W	S	7	2	5	1.0	0.0	0	1	0	1	0	1	0
9/20/20	PHI vs. LA	L	P	0	0	0	0.0	0.0	0	0	0	0	0	0	0
9/17/23	SF @ LA	W	S	1	0	1	0.0	0.0	0	0	0	1	0	0	0
1/7/24	SF vs. LA	L	S	0	0	0	0.0	0.0	0	0	1	0	0	0	0
9/22/24	SF @ LA	L	S	3	2	1	1.0	9.0	0	1	0	1	0	0	0
TOTALS		**2/3**	**5/4**	**11**	**4**	**7**	**2.0**	**9.0**	**0**	**2**	**1**	**3**	**0**	**1**	**0**

JAVON HARGRAVE'S NFL REGULAR-SEASON DEFENSIVE STATISTICS

				TACKLES							INTERCEPTIONS									ST				MISC	
YEAR	TEAM	GP	GS	TK	S	A	TFL	YDS	SK	YDS	QBH	NO	YDS	LG	TD	PD	FF	FR	TD	YDS	TK	S	A	FF	FR	S	A
2016	Steelers	15	13	27	18	9	5	23	2.0	17.0	3	0	0	0	0	0	0	1	1	0	0	0	0	0	0	0	0
2017	Steelers	16	12	32	21	11	4	17	2.0	16.0	4	0	0	0	0	1	1	0	0	0	0	0	0	0	0	0	0
2018	Steelers	16	14	49	32	17	6	26	6.5	32.5	8	0	0	0	0	1	0	0	0	0	0	0	0	0	0	0	0
2019	Steelers	16	13	60	35	25	7	37	4.0	20.0	6	0	0	0	0	0	1	0	0	0	0	0	0	0	0	0	0
2020	Eagles	15	11	38	16	22	5	26	4.5	31.0	8	0	0	0	0	1	0	1	0	0	0	0	0	0	0	0	0
2021	Eagles	16	16	63	27	36	9	56	7.5	54.5	18	0	0	0	0	1	1	0	0	0	0	0	0	0	0	0	0
2022	Eagles	17	17	60	37	23	10	75	11.0	75.0	16	0	0	0	0	2	1	2	0	0	0	0	0	0	0	0	0
2023	49ers	16	16	44	25	19	8	44	7.0	46.5	14	0	0	0	0	2	0	0	0	0	0	0	0	0	0	0	0
2024	49ers	3	3	7	4	3	1	9	1.0	9.0	1	0	0	0	0	0	0	0	0	0	0	0	0	0	0	0	0
2025	Vikings	16	15	52	18	34	4	22	3.5	22.5	6	0	0	0	0	0	1	1	0	0	0	0	0	0	0	0	0
2026	Packers	4	0	6	2	4	0	0	0.0	0.0	2	0	0	0	0	1	0	0	0	0	0	0	0	0	0	0	0
NFL TOTALS		**150**	**130**	**438**	**235**	**203**	**59**	**335**	**49.0**	**324.0**	**86**	**0**	**0**	**0**	**0**	**9**	**5**	**5**	**1**	**0**	**0**	**0**	**0**	**0**	**0**	**0**	**0**

JAVON HARGRAVE'S NFL POSTSEASON DEFENSIVE STATISTICS

				TACKLES							INTERCEPTIONS									ST				MISC	
YEAR	TEAM	GP	GS	TK	S	A	TFL	YDS	SK	YDS	QBH	NO	YDS	LG	TD	PD	FF	FR	TD	YDS	TK	S	A	FF	FR	S	A
2016	Steelers	3	3	8	4	4	3	12	1.0	10.0	1	0	0	0	0	0	0	0	0	0	0	0	0	0	0	0	0
2017	Steelers	1	1	1	1	0	0	0	0.0	0.0	0	0	0	0	0	0	0	0	0	0	0	0	0	0	0	0	0
2021	Eagles	1	1	4	0	4	0	0	1.0	8.0	2	0	0	0	0	0	0	0	0	0	0	0	0	0	0	0	0
2022	Eagles	3	3	9	6	3	2	8	1.0	5.0	1	0	0	0	0	1	0	0	0	0	0	0	0	0	0	0	0
2023	49ers	3	3	10	4	6	1	3	1.0	3.0	1	0	0	0	0	0	0	1	0	0	0	0	0	0	0	0	0
NFL TOTALS		**11**	**11**	**32**	**15**	**17**	**6**	**23**	**4.0**	**26.0**	**5**	**0**	**0**	**0**	**0**	**1**	**0**	**1**	**0**	**0**	**0**	**0**	**0**	**0**	**0**	**0**	**0**

SINGLE-GAME HIGHS: DEFENSIVE

Total Tackles 13 vs. Washington Commanders, Nov 14, 2022
10 vs. Jacksonville Jaguars, Oct 08, 2017

Solo Tackles 6 at Houston Texans, Nov 03, 2022
6 vs. Pittsburgh Steelers, Oct 30, 2022
...3 more at 6.

Sacks 3.0 at Houston Texans, Nov 03, 2022
2.0 at Chicago Bears, Sep 08, 2025
...6 more at 2.0.

Passes Defensed 1 vs. New York Giants, Dec 26, 2021
1 vs. Dallas Cowboys, Nov 01, 2020
...2 more at 1.

Forced Fumbles 1 vs. Washington Commanders, Dec 07, 2025
1 vs. Pittsburgh Steelers, Oct 30, 2022
...3 more at 1.

Fumble Recoveries 1 vs. Washington Commanders, Dec 07, 2025
1 vs. Jacksonville Jaguars, Oct 02, 2022
...3 more at 1.

Tackles For Loss 3 at Houston Texans, Nov 03, 2022
2 at Detroit Lions, Nov 02, 2025
...9 more at 2.

2026 GXG REGULAR SEASON (PACKERS)

DATE	OPPONENT	P/S	TK	S	A	SK	YDS	INT	PD	FF	FR
09/13	at Vikings	P	1	1	0	0.0	0.0	0	0	0	0
09/20	at Jets					INACTIVE/INJURY					
09/24	Falcons	P	3	1	2	0.0	0.0	0	1	0	0
10/04	at Buccaneers	P	1	0	1	0.0	0.0	0	0	0	0
10/11	Bears	P	1	0	1	0.0	0.0	0	0	0	0
10/18	Cowboys					INJURED RESERVE					
10/25	at Lions					INJURED RESERVE					
10/29	Panthers					INJURED RESERVE					
11/08	at Patriots					INJURED RESERVE					
11/15	Vikings					INJURED RESERVE					
2026 TOTALS		**4-0**	**6**	**2**	**4**	**0.0**	**0.0**	**0**	**1**	**0**	**0**



Ht: 6-2 | Wt: 228 | Born: April 26, 2001 | NFL Games Played/Started: 43/6 | Acquired: D3b-24

AT A GLANCE

- Saw action in all 17 games and made the first two starts of his career in 2025, setting career highs in tackles (12), solo tackles (four), tackles for a loss (one) and special teams tackles (12, tied for No. 3 on the team).
- Played in all 17 regular-season contests as a rookie, the only Green Bay rookie to appear in every game in 2024, and ranked No. 4 on the team with seven tackles on special teams.
- Ranks No. 2 on the team in special teams tackles since 2024 with 19.
- Posted his first career INT in an NFC Wild Card contest at Chicago last season as he became the first Green Bay linebacker to post an INT in a playoff game since George Koonce at San Francisco on Jan. 3, 1999.
- Appeared in 51 games with 26 starts during his five seasons in the Southeastern Conference (Florida, 2019-21; Missouri, 2022-23), posting 214 tackles (135 solo), 31½ tackles for a loss, 9½ sacks, 13 QB hurries, an INT, 10 passes defensed and two forced fumbles.
- Earned second-team All-Southeastern Conference honors from the coaches in 2023 after posting a team-high 55 tackles (36 solo), six tackles for a loss and three sacks through 10 games before an injury sidelined him for the final two contests of the regular season.

2026 SEASON: Has appeared in nine games with four starts, recording 26 tackles (14 solo) on defense, six passes defensed, two QB hits, two INTs (No. 3 on the team and tied for No. 3 in the NFL among linebackers), a sack and eight tackles on special teams (No. 3 on the team)…Was inactive for one game (Achilles).

At Minnesota (Sept. 13): Inactive (Achilles).

At N.Y. Jets (Sept. 20): Appeared on 20 special teams snaps, recording two tackles.

Vs. Atlanta (Sept. 24): Played 22 snaps on special teams, registering two tackles. Also appeared on one defensive snap.

At Tampa Bay (Oct. 4): Saw action on 16 special teams snaps and five defensive snaps, recording one tackle (assisted) on defense.

Vs. Chicago (Oct. 11): Played 39 snaps on defense, posting two tackles (one solo), a pass defensed and his first career INT in the regular season when he picked off QB Case Keenum on Green Bay's goal line on a fourth-down play in the fourth quarter. Also played 14 special teams snaps.

Vs. Dallas (Oct. 18): Played 33 snaps on defense, recording one tackle (solo) and a pass defensed when he broke up a pass intended for TE Brevyn Spann-Ford on second-and-1 in the fourth quarter. Also played 12 snaps on special teams, registering four tackles.

At Detroit (Oct. 25): Started and played 63 defensive snaps in place of an injured Zaire Franklin (shin), posting seven tackles (three solo). Also played seven snaps on special teams.

Vs. Carolina (Oct. 29): Started and played 70 defensive snaps (career high), recording a career-high eight tackles (six solo), a career-best three passes defensed, a career-best two QB hits, an INT and a sack. Became the first Green Bay linebacker (since 2000) to post three-plus passes defensed, a sack and an INT in a game and the first Packer to accomplish the feat since CB Charles Woodson did so at Detroit on Nov. 26, 2009. Recorded his first NFL sack when he chased down QB Bryce Young, who fled the pocket, on a second-and-2 in the third quarter. Tipped up Young's throw intended for WR Jalen Coker and intercepted it to give Green Bay the ball at Carolina's 43-yard line in the second quarter. The Packers scored eight plays later to take a 20-10 lead. Also played eight snaps on special teams.

At New England (Nov. 8): Started and played two defensive snaps before leaving the game in the first quarter with a chest injury.

Vs. Minnesota (Nov. 15): Started and played 67 snaps on defense, posting seven tackles (three solo) and a pass defensed while also appearing on 10 special teams snaps.

REGULAR-SEASON COMPARISON: DEFENSIVE - LOS ANGELES RAMS

				TACKLES									MISC		
DATE	OPP	W/L	GP/GS	TOT	SOLO	ASST	SACK	YDS.	INT	TFL	PD	QBH	TD	FF	FR
10/6/24	GB @ LA	W	P	0	0	0	0.0	0.0	0	0	0	0	0	0	0
TOTALS		**1/0**	**1/0**	**0**	**0**	**0**	**0.0**	**0.0**	**0**	**0**	**0**	**0**	**0**	**0**	**0**

TY'RON HOPPER'S NFL REGULAR-SEASON DEFENSIVE STATISTICS

				TACKLES						INTERCEPTIONS									ST			MISC	
YEAR	TEAM	GP	GS	TK	S	A	TFL	YDS	SK	YDS	QBH	NO	YDS	LG	TD	PD	FF	FR	TD	YDS	TK	S	A	FF	FR	S	A
2024	Packers	17	0	2	1	1	0	0	0.0	0.0	0	0	0	0	0	0	0	0	0	0	7	4	3	0	0	0	0
2025	Packers	17	2	12	4	8	1	2	0.0	0.0	0	0	0	0	0	0	0	0	0	0	12	6	6	1	0	0	0
2026	Packers	9	4	26	14	12	0	0	1.0	0.0	2	2	21	20	0	6	0	0	0	0	8	3	5	0	0	0	0
NFL TOTALS		**43**	**6**	**40**	**19**	**21**	**1**	**2**	**1.0**	**0.0**	**2**	**2**	**21**	**20**	**0**	**6**	**0**	**0**	**0**	**0**	**27**	**13**	**14**	**1**	**0**	**0**	**0**

TY'RON HOPPER'S NFL POSTSEASON DEFENSIVE STATISTICS

				TACKLES						INTERCEPTIONS									ST			MISC	
YEAR	TEAM	GP	GS	TK	S	A	TFL	YDS	SK	YDS	QBH	NO	YDS	LG	TD	PD	FF	FR	TD	YDS	TK	S	A	FF	FR	S	A
2024	Packers	1	0	0	0	0	0	0	0.0	0.0	0	0	0	0	0	0	0	0	0	0	1	0	1	0	0	0	0
2025	Packers	1	0	0	0	0	0	0	0.0	0.0	0	1	7	7	0	1	0	0	0	0	2	1	1	0	0	0	0
NFL TOTALS		**2**	**0**	**0**	**0**	**0**	**0**	**0**	**0.0**	**0.0**	**0**	**1**	**7**	**7**	**0**	**1**	**0**	**0**	**0**	**0**	**3**	**1**	**2**	**0**	**0**	**0**	**0**

SINGLE-GAME HIGHS: DEFENSIVE

Total Tackles	8 vs. Carolina Panthers, Oct 29, 2026 7 vs. Minnesota Vikings, Nov 15, 2026 ...1 more at 7.
Solo Tackles	6 vs. Carolina Panthers, Oct 29, 2026 3 vs. Minnesota Vikings, Nov 15, 2026 ...1 more at 3.
Sacks	1.0 vs. Carolina Panthers, Oct 29, 2026
Passes Defensed	3 vs. Carolina Panthers, Oct 29, 2026 1 vs. Minnesota Vikings, Nov 15, 2026 ...2 more at 1.
Tackles For Loss	1 at Arizona Cardinals, Oct 19, 2025
Interceptions	1 vs. Carolina Panthers, Oct 29, 2026 1 vs. Chicago Bears, Oct 11, 2026
Interception Return Yards	20 vs. Chicago Bears, Oct 11, 2026 1 vs. Carolina Panthers, Oct 29, 2026
Special Teams Tackles	4 vs. Dallas Cowboys, Oct 18, 2026 3 vs. Chicago Bears, Dec 07, 2025 ...1 more at 3.
Special Teams Forced Fumbles	1 vs. Chicago Bears, Dec 07, 2025

2026 GXG REGULAR SEASON (PACKERS)

DATE	OPPONENT	P/S	TK	S	A	SK	YDS	INT	PD	FF	FR
09/13	at Vikings					INACTIVE/INJURY					
09/20	at Jets	P	0	0	0	0.0	0.0	0	0	0	0
09/24	Falcons	P	0	0	0	0.0	0.0	0	0	0	0
10/04	at Buccaneers	P	1	0	1	0.0	0.0	0	0	0	0
10/11	Bears	P	2	1	1	0.0	0.0	1	1	0	0
10/18	Cowboys	P	1	1	0	0.0	0.0	0	1	0	0
10/25	at Lions	S	7	3	4	0.0	0.0	0	0	0	0
10/29	Panthers	S	8	6	2	1.0	0.0	1	3	0	0
11/08	at Patriots	S	0	0	0	0.0	0.0	0	0	0	0
11/15	Vikings	S	7	3	4	0.0	0.0	0	1	0	0
2026 TOTALS		**9-4**	**26**	**14**	**12**	**1.0**	**0.0**	**2**	**6**	**0**	**0**



JOSH JACOBS

8

RUNNING BACK
ALABAMA

Eighth NFL Season | Third Packers Season

Ht: 5-10 | Wt: 223 | Born: February 11, 1998 | NFL Games Played/Started: 108/107 | Acquired: UFA (LV)-24

AT A GLANCE

- Ranks No. 3 in the NFL in rushing yards (7,883) and rushing first downs (421) and No. 4 in rushing TDs (75) and yards from scrimmage (10,023) since entering the league in 2019.
- Is one of four players in league history to post 7,500-plus rushing yards, 70-plus rushing TDs, 250-plus receptions and 2,000-plus receiving yards in his first seven NFL seasons (RBs Emmitt Smith, LaDainian Tomlinson and Barry Sanders).
- Was the only player in the NFL to register 1,100-plus yards from scrimmage and six-plus scrimmage TDs each of the last seven seasons (2019-25), becoming the first player to hit those marks in seven straight seasons since RB Adrian Peterson (2007-13).
- Is one of only two players in team history (FB Jim Taylor, 1961-62) to register 13-plus rushing TDs in back-to-back seasons (2024-25).
- Holds Green Bay franchise records for the most consecutive games with a rushing TD and the most consecutive games with a TD (10 straight in 2024-25).
- Earned Pro Bowl recognition in his first season with the Packers in 2024, posting a team-high 1,329 rushing yards and a career-best 15 TDs on 301 carries (4.4 avg.), the most rushing yards, rushing TDs and total TDs (16) by a Packer in his first season with the team.
- Earned first-team All-Pro honors from The Associated Press and Pro Bowl recognition in 2022 after posting a league-high 1,653 rushing yards, becoming just the third player in Raiders history to win the league rushing title (Marcus Allen in 1985; Clem Daniels, AFL in 1963).
- Was named the 2019 PFWA Offensive Rookie of the Year after setting a franchise rookie record with 1,150 rushing yards and seven TDs on 242 carries (4.8 avg.), including five 100-yard games, the most by a rookie in Raiders history.

2026 SEASON: Has started all three games he has appeared in, rushing for 80 yards on 36 carries (2.2 avg.) while adding 11 receptions for 68 yards (6.2 avg.) and two TDs…Was on the Commissioner's Exempt List for the first six games of the season and has been sidelined for one game due to injury (finger).

At Detroit (Oct. 25): Started and played 35 snaps, finishing with a team-high 36 rushing yards on 11 carries and five catches for 55 yards (11.0 avg.) and a TD. Posted a 25-yard TD reception early in the third quarter, the longest receiving TD of his career. Posted five-plus receptions, 50-plus receiving yards and a receiving TD for the first time in his career.

Vs. Carolina (Oct. 29): Started and appeared on 49 snaps, rushing for 39 yards and a TD on 21 carries (1.9 avg.) while adding six receptions for 13 yards (2.2 avg.) and a TD. Posted a rushing TD and a receiving TD in the same game for just the second time in his career (at Denver; Dec. 14, 2005). Went over the 10,000-yard mark (10,018) for career yards from scrimmage.

At New England (Nov. 8): Started and played 10 snaps before departing the game due to a finger injury. Rushed for 5 yards on four carries (1.3 avg.).

Vs. Minnesota (Nov. 15): Inactive (finger).

REGULAR-SEASON COMPARISON: RECEIVING - LOS ANGELES RAMS

DATE	OPP	W/L	GP/GS	REC	YDS.	AVG.	TD	LG	TGTS	YAC
12/8/22	LV @ LA	L	S	2	15	7.5	0	8	2	17
10/6/24	GB @ LA	W	S	1	21	21.0	0	21	1	26
TOTALS		**1/1**	**2/2**	**3**	**36**	**12.0**	**0**	**21**	**3**	**43**

JOSH JACOBS' NFL REGULAR-SEASON RUSHING/RECEIVING STATISTICS

				RUSHING					RECEIVING				
DATE	TEAM	GP	GS	NO.	YDS.	AVG.	LG	TD	NO.	YDS.	AVG.	LG	TD
2019	Raiders	13	13	242	1,150	4.8	51	7	20	166	8.3	28	0
2020	Raiders	15	15	273	1,065	3.9	28t	12	33	238	7.2	29	0
2021	Raiders	15	14	217	872	4.0	28	9	54	348	6.4	29	0
2022	Raiders	17	17	340	1,653	4.9	86t	12	53	400	7.5	43	0
2023	Raiders	13	13	233	805	3.5	63t	6	37	296	8.0	21	0
2024	Packers	17	17	301	1,329	4.4	38t	15	36	342	9.5	49	1
2025	Packers	15	15	234	929	4.0	40t	13	36	282	7.8	31	1
2026	Packers	3	3	36	80	2.2	10	1	11	68	6.2	25t	2
NFL TOTALS		**108**	**107**	**1,876**	**7,883**	**4.2**	**86t**	**75**	**280**	**2,140**	**7.6**	**49**	**4**

JOSH JACOBS' NFL POSTSEASON RUSHING/RECEIVING STATISTICS

				RUSHING					RECEIVING				
DATE	TEAM	GP	GS	NO.	YDS.	AVG.	LG	TD	NO.	YDS.	AVG.	LG	TD
2021	Raiders	1	1	13	83	6.4	35	0	4	44	11.0	15	0
2024	Packers	1	1	18	81	4.5	31	1	3	40	13.3	15	0
2025	Packers	1	1	19	55	2.9	13	0	1	3	3.0	3	0
NFL TOTALS		**3**	**3**	**50**	**219**	**4.4**	**35**	**1**	**8**	**87**	**10.9**	**15**	**0**

JOSH JACOBS' NFL REGULAR-SEASON RETURN STATISTICS

		KICKOFF RETURNS					PUNT RETURNS					
DATE	TEAM	RET.	YDS.	AVG.	LG	TD	NO.	FC	YDS.	AVG.	LG	TD
2019	Raiders	0	0	0.0	0	0	0	0	0	0.0	0	0
2020	Raiders	0	0	0.0	0	0	0	0	0	0.0	0	0
2021	Raiders	0	0	0.0	0	0	0	0	0	0.0	0	0
2022	Raiders	0	0	0.0	0	0	0	0	0	0.0	0	0
2023	Raiders	0	0	0.0	0	0	0	0	0	0.0	0	0
2024	Packers	0	0	0.0	0	0	0	0	0	0.0	0	0
2025	Packers	0	0	0.0	0	0	0	0	0	0.0	0	0
2026	Packers	0	0	0.0	0	0	0	0	0	0.0	0	0
NFL TOTALS		**0**	**0**	**0.0**	**0**	**0**	**0**	**0**	**0**	**0.0**	**0**	**0**

JOSH JACOBS' NFL POSTSEASON RETURN STATISTICS

		KICKOFF RETURNS					PUNT RETURNS					
DATE	TEAM	RET.	YDS.	AVG.	LG	TD	NO.	FC	YDS.	AVG.	LG	TD
2021	Raiders	0	0	0.0	0	0	0	0	0	0.0	0	0
2024	Packers	0	0	0.0	0	0	0	0	0	0.0	0	0
2025	Packers	2	61	30.5	33	0	0	0	0	0.0	0	0
NFL TOTALS		**2**	**61**	**30.5**	**33**	**0**	**0**	**0**	**0**	**0.0**	**0**	**0**

SINGLE-GAME HIGHS: RUSHING/RECEIVING

Rush Attempts
33 at Seattle Seahawks, Nov 27, 2022
32 vs. Indianapolis Colts, Sep 15, 2024

Rushing Yards
229 at Seattle Seahawks, Nov 27, 2022
154 at Kansas City Chiefs, Oct 10, 2022

Rushing Average
8.3 vs. Kansas City Chiefs, Sep 15, 2019
7.3 at Kansas City Chiefs, Oct 10, 2022
...1 more at 7.3.

Longest Runs
86t at Seattle Seahawks, Nov 27, 2022
63t vs. Kansas City Chiefs, Nov 26, 2023

Rushing TDs
3 at Detroit Lions, Dec 05, 2024
3 vs. San Francisco 49ers, Nov 24, 2024
...2 more at 3.

Receptions
9 vs. Washington Football Team, Dec 05, 2021
8 at Los Angeles Chargers, Oct 01, 2023

Receiving Yards
81 at Los Angeles Chargers, Oct 01, 2023
74 vs. Miami Dolphins, Nov 28, 2024
...1 more at 74.

Receiving Average
18.5 vs. Miami Dolphins, Nov 28, 2024
17.8 at Dallas Cowboys, Sep 28, 2025

Longest Receptions
49 vs. Miami Dolphins, Nov 28, 2024
43 at Denver Broncos, Nov 20, 2022

Receiving TDs
1 vs. Carolina Panthers, Oct 29, 2026
1 at Detroit Lions, Oct 25, 2026
...2 more at 1.

Most TDs
3 at Detroit Lions, Dec 05, 2024
3 vs. San Francisco 49ers, Nov 24, 2024
...2 more at 3.

Scrimmage Yards
303 at Seattle Seahawks, Nov 27, 2022
193 at Kansas City Chiefs, Oct 10, 2022

2026 GXG REGULAR SEASON (PACKERS)

			RUSHING					RECEIVING				
DATE	OPPONENT	P/S	NO.	YDS.	AVG.	LG	TD	NO.	YDS.	AVG.	LG	TD
09/13	at Vikings		EXEMPT/COMMISSIONER PERMISSION									
09/20	at Jets		EXEMPT/COMMISSIONER PERMISSION									
09/24	Falcons		EXEMPT/COMMISSIONER PERMISSION									
10/04	at Buccaneers		EXEMPT/COMMISSIONER PERMISSION									
10/11	Bears		EXEMPT/COMMISSIONER PERMISSION									
10/18	Cowboys		ROSTER EXEMPTION									
10/25	at Lions	S	11	36	3.3	10	0	5	55	11.0	25t	1
10/29	Panthers	S	21	39	1.9	6	1	6	13	2.2	5	1
11/08	at Patriots	S	4	5	1.3	3	0	0	0	0.0	0	0
11/15	Vikings		INACTIVE/INJURY									
2026 TOTALS		**3-3**	**36**	**80**	**2.2**	**10**	**1**	**11**	**68**	**6.2**	**25t**	**2**



Ht: 6-4 | Wt: 323 | Born: November 24, 1999 | NFL Games Played/Started: 5/1 | Acquired: FA-24

AT A GLANCE

- Originally entered the league as an undrafted free agent with Green Bay on May 3, 2024.
- Spent the majority of the 2025 regular season on Green Bay's active roster before being placed on injured reserve (throat) on Jan. 3, 2026, where he remained for the rest of the season.
- Saw action in two games in 2025, playing on special teams in his NFL debut at Dallas (Sept. 28) and seeing his first action on offense vs. Baltimore (Dec. 27), playing left guard.
- Appeared in a program-record 55 games with 45 starts all at left tackle over six seasons at the University of South Florida (2018-23).

2026 SEASON: Has appeared in three games with one start at LG...Dressed, but did not play in one contest, and has been inactive for six games.

At Minnesota (Sept. 13): Made his first NFL start, opening at LG in place of an injured Aaron Banks (knee) and appearing on all 68 snaps. Helped to protect QB Jordan Love as he threw for 387 yards and two TDs on 21-of-42 passing, the second-best yardage output of his career.

At N.Y. Jets (Sept. 20): Took over at LG in the second quarter for an injured Banks (toe) and played 14 snaps there before departing in the third quarter due to a hand injury.

Vs. Atlanta (Sept. 24): Appeared on seven snaps at RG in the fourth quarter in place of an injured Jacob Monk (quad).

At Tampa Bay (Oct. 4): Was active, but did not see any action.

Vs. Chicago (Oct. 11): Inactive (healthy scratch).

Vs. Dallas (Oct. 18): Inactive (healthy scratch).

At Detroit (Oct. 25): Inactive (healthy scratch).

Vs. Carolina (Oct. 29): Inactive (healthy scratch).

At New England (Nov. 8): Inactive (healthy scratch).

Vs. Minnesota (Nov. 15): Inactive (healthy scratch).

DONOVAN JENNINGS' NFL REGULAR-SEASON STATISTICS

DATE	TEAM	GP	GS
2025	Packers	2	0
2026	Packers	3	1
NFL TOTALS		**5**	**1**

2026 GXG REGULAR SEASON (PACKERS)

DATE	OPPONENT	P/S	
09/13	at Vikings	S	
09/20	at Jets	P	
09/24	Falcons	P	
10/04	at Buccaneers		DID NOT PLAY
10/11	Bears		INACTIVE
10/18	Cowboys		INACTIVE
10/25	at Lions		INACTIVE
10/29	Panthers		INACTIVE
11/08	at Patriots		INACTIVE
11/15	Vikings		INACTIVE
2026 TOTALS		**3-1**	



Ht: 6-1 | Wt: 224 | Born: August 14, 2003 | NFL Games Played/Started: 18/0 | Acquired: T-26 (Pitt.)

AT A GLANCE

- Played in 10 regular-season games for the Steelers as a rookie in 2025, rushing for 69 yards on 28 carries (2.5 avg.) while adding a 9-yard reception.
- Was originally drafted by Pittsburgh in the third round (No. 83 overall) of the 2025 NFL Draft.
- Appeared in 35 games with 22 starts at Iowa (2022-24), recording 2,779 rushing yards on 508 carries (5.5 avg.), ranking No. 6 in program history.
- Led the Big Ten and ranked sixth in the nation in total points scored (138), rushing TDs (21) and rushing yards per game (128.1) in 2024.

2026 SEASON: Has appeared in eight games and has rushed for a team-high 214 yards on 52 carries (4.1 avg) while adding a 10-yard reception…Has also returned two kickoffs for 52 yards (26.0 avg.)…Has been inactive for two contests (healthy scratch).

At Minnesota (Sept. 13): Appeared on two plays on special teams in his Green Bay debut, returning two kickoffs for 52 yards (26.0 avg.).

At N.Y. Jets (Sept. 20): Played 16 snaps on offense and led the team with 32 rushing yards on eight carries (4.0 avg.), including an 11-yard run to the Green Bay 45 on the Packers' first offensive play in overtime.

Vs. Atlanta (Sept. 24): Appeared on 24 snaps and rushed for 6 yards on four carries (1.5 avg.) while adding a 10-yard catch.

At Tampa Bay (Oct. 4): Played 17 snaps on offense, leading the team with 42 rushing yards on eight carries (5.3 avg.). Posted a career-long 31-yard run down to the Tampa Bay 5 early in the third quarter.

Vs. Chicago (Oct. 11): Appeared on nine snaps, rushing for 26 yards on seven carries (3.7 avg.), highlighted by a 23-yard run midway through the fourth quarter to the Chicago 33.

Vs. Dallas (Oct. 18): Played four snaps on offense, posting one carry for a loss of 2 yards.

At Detroit (Oct. 25): Inactive (healthy scratch).

Vs. Carolina (Oct. 29): Inactive (healthy scratch).

At New England (Nov. 8): Appeared on 26 snaps and led the team with a career-high 68 yards and a TD on 14 carries (4.9 avg.), highlighted by a career-long 34-yard run to the New England 29 on the first play of the fourth quarter. Scored his first TD in the NFL on a 2-yard run late in the first half.

Vs. Minnesota (Nov. 15): Played 14 snaps and finished with a team-high 42 yards rushing on 10 carries (4.2 avg.).

KALEB JOHNSON'S NFL REGULAR-SEASON RUSHING/RECEIVING STATISTICS

				RUSHING					RECEIVING				
DATE	TEAM	GP	GS	NO.	YDS.	AVG.	LG	TD	NO.	YDS.	AVG.	LG	TD
2025	Steelers	10	0	28	69	2.5	9	0	1	9	9.0	9	0
2026	Packers	8	0	52	214	4.1	34	1	1	10	10.0	10	0
NFL TOTALS		**18**	**0**	**80**	**283**	**3.5**	**34**	**1**	**2**	**19**	**9.5**	**10**	**0**

SINGLE-GAME HIGHS: RUSHING/RECEIVING

Rush Attempts	14 at New England Patriots, Nov 08, 2026 10 vs. Minnesota Vikings, Nov 15, 2026
Rushing Yards	68 at New England Patriots, Nov 08, 2026 42 vs. Minnesota Vikings, Nov 15, 2026 ...1 more at 42.
Rushing Average	5.3 at Tampa Bay Buccaneers, Oct 04, 2026 4.9 at New England Patriots, Nov 08, 2026
Longest Runs	34 at New England Patriots, Nov 08, 2026 31 at Tampa Bay Buccaneers, Oct 04, 2026
Rushing TDs	1 at New England Patriots, Nov 08, 2026
Receptions	1 vs. Atlanta Falcons, Sep 24, 2026 1 vs. Indianapolis Colts, Nov 02, 2025
Receiving Yards	10 vs. Atlanta Falcons, Sep 24, 2026 9 vs. Indianapolis Colts, Nov 02, 2025
Longest Receptions	10 vs. Atlanta Falcons, Sep 24, 2026 9 vs. Indianapolis Colts, Nov 02, 2025
All-Purpose Yards	130 at New York Jets, Sep 07, 2025 68 at New England Patriots, Nov 08, 2026
Kickoff Returns	5 at New York Jets, Sep 07, 2025 3 vs. Seattle Seahawks, Sep 14, 2025
Kickoff Return Yards	132 at New York Jets, Sep 07, 2025 58 vs. Seattle Seahawks, Sep 14, 2025
Longest Kickoff Return	29 at New York Jets, Sep 07, 2025 29 at New York Jets, Sep 07, 2025
Kickoff Return Average	26.4 at New York Jets, Sep 07, 2025
Most TDs	1 at New England Patriots, Nov 08, 2026
Scrimmage Yards	68 at New England Patriots, Nov 08, 2026 42 vs. Minnesota Vikings, Nov 15, 2026 ...1 more at 42.

2026 GXG REGULAR SEASON (PACKERS)

			RUSHING					RECEIVING				
DATE	OPPONENT	P/S	NO.	YDS.	AVG.	LG	TD	NO.	YDS.	AVG.	LG	TD
09/13	at Vikings	P	0	0	0.0	0	0	0	0	0.0	0	0
09/20	at Jets	P	8	32	4.0	12	0	0	0	0.0	0	0
09/24	Falcons	P	4	6	1.5	5	0	1	10	10.0	10	0
10/04	at Buccaneers	P	8	42	5.3	31	0	0	0	0.0	0	0
10/11	Bears	P	7	26	3.7	23	0	0	0	0.0	0	0
10/18	Cowboys	P	1	-2	-2.0	-2	0	0	0	0.0	0	0
10/25	at Lions						INACTIVE					
10/29	Panthers						INACTIVE					
11/08	at Patriots	P	14	68	4.9	34	1	0	0	0.0	0	0
11/15	Vikings	P	10	42	4.2	9	0	0	0	0.0	0	0
2026 TOTALS		**8-0**	**52**	**214**	**4.1**	**34**	**1**	**1**	**10**	**10.0**	**10**	**0**

2026 GXG REGULAR SEASON (PACKERS)

			KICKOFF RETURNS					PUNT RETURNS							
DATE	OPPONENT	P/S	RET	YDS	AVG	LG	TD	NO	FC	YDS	AVG	LG	TD	W/L	SCORE
09/13	at Vikings	P	2	52	26.0	27	0	0	0	0	0.0	0	0	L	22-39
09/20	at Jets	P	0	0	0.0	0	0	0	0	0	0.0	0	0	W	20-17+
09/24	Falcons	P	0	0	0.0	0	0	0	0	0	0.0	0	0	L	14-35
10/04	at Buccaneers	P	0	0	0.0	0	0	0	0	0	0.0	0	0	W	17-14
10/11	Bears	P	0	0	0.0	0	0	0	0	0	0.0	0	0	W	31-7
10/18	Cowboys	P	0	0	0.0	0	0	0	0	0	0.0	0	0	W	23-13
10/25	at Lions						INACTIVE							L	17-20
10/29	Panthers						INACTIVE							W	27-19
11/08	at Patriots	P	0	0	0.0	0	0	0	0	0	0.0	0	0	W	45-27
11/15	Vikings	P	0	0	0.0	0	0	0	0	0	0.0	0	0	L	10-30
2026 TOTALS		**8-0**	**2**	**52**	**26.0**	**27**	**0**	**0**	**0**	**0**	**0.0**	**0**	**0**	**6-4**	

+ - Overtime



Ht: 6-5 | Wt: 259 | Born: November 3, 2000 | NFL Games Played/Started: 52/43 | Acquired: D3-23

AT A GLANCE

- In 2023-25, posted the most receiving yards (1,551) and the second-most receptions (113) by a Packers tight end in his first three seasons in the NFL (since 1970).
- Became just the third TE in the league since 2000 to post 100-plus catches, 1,500-plus receiving yards, 15-plus receiving TDs and an average of 13.5-plus yards per catch in his first three NFL seasons, joining Mark Andrews (2018-20) and Rob Gronkowski (2010-12).
- Ranks No. 2 in the NFL since 2023 (min. 100 targets) in passer rating when targeted (124.3).
- Among TEs with 50-plus receptions, ranks No. 1 in the league since 2023 in yards after the catch per reception (8.2 avg.) and No. 2 in yards per catch (12.8 avg.).
- Dating back to 2000, has posted two of the top three seasons by an NFL tight end (min. 30 rec.) for yards after the catch per reception (10.8 avg. in 2025, No. 1 since 2000; 9.1 avg. in 2024, No. 3).
- Was one of only two TEs in the league (George Kittle) to post 50-plus receptions, 700-plus receiving yards, seven-plus receiving TDs and an average of 14.0-plus yards per catch in 2024, becoming just the second Green Bay TE since the 1970 merger to hit those marks in a season (Paul Coffman, 1983).
- Posted the second-most receiving yards (355) and the third-most receptions (31) by a rookie tight end in team history in 2023.
- Earned numerous All-America honors (third-team recognition in 2022; first- and second-team honors in 2021) and was a first-team All-Missouri Valley Football Conference selection in each of his last two seasons at South Dakota State.

2026 SEASON: Has started all 10 games and has posted 37 receptions for 370 yards (10.0 avg.) and three TDs...Has rushed for 13 yards and two first downs on four carries (3.3 avg.).

At Minnesota (Sept. 13): Started and played 45 of 68 snaps, hauling in three passes for 65 yards (21.7 avg.) with all three receptions picking up first downs.

At N.Y. Jets (Sept. 20): Started and played 58 of 59 snaps, posting two catches for 15 yards (7.5 avg.).

Vs. Atlanta (Sept. 24): Started and appeared on 50 of 66 snaps, hauling in four passes for 26 yards (6.5 avg.).

At Tampa Bay (Oct. 4): Started and played 55 of 60 snaps, pacing the team with a season-high six receptions for 42 yards (7.0 avg.) and a TD. Hauled in a 2-yard TD pass to cap Green Bay's opening drive of the second half. Went under center and picked up 3 yards on a sneak to convert a fourth-and-1 late in the first quarter.

Vs. Chicago (Oct. 11): Started and played 47 of 61 snaps, posting five receptions for 64 yards (12.8 avg.), including a season-long 46-yard catch to the Chicago 16 late in the third quarter.

Vs. Dallas (Oct. 18): Started and appeared on 58 of 75 snaps, hauling in five passes for 37 yards (7.4 avg.).

At Detroit (Oct. 25): Started and played 59 of 67 snaps, posting four receptions for 48 yards (12.0 avg.) and a TD. Hauled in a 14-yard TD pass late in the first quarter.

Vs. Carolina (Oct. 29): Started and played 61 of 69 snaps, matching his season high with six catches for 53 yards (8.8 avg.) and a TD with a season-best four receiving first downs. Caught a 12-yard TD pass in the first quarter.

At New England (Nov. 8): Started and appeared on 54 of 66 snaps, rushing for 8 yards on two carries (4.0 avg.) while adding a 1-yard reception.

Vs. Minnesota (Nov. 15): Started and played 52 of 55 snaps, posting a 19-yard reception.

REGULAR-SEASON COMPARISON: RECEIVING - LOS ANGELES RAMS

DATE	OPP	W/L	GP/GS	REC	YDS.	AVG.	TD	LG	TGTS	YAC
11/5/23	GB vs. LA	W	P	0	0	0	0	0	0	0
10/6/24	GB @ LA	W	S	4	88	22.0	2	66t	5	69
TOTALS		**2/0**	**2/1**	**4**	**88**	**22.0**	**2**	**66t**	**5**	**69**

TUCKER KRAFT'S NFL REGULAR-SEASON RUSHING/RECEIVING STATISTICS

				RECEIVING					RUSHING				
DATE	TEAM	GP	GS	NO.	YDS.	AVG.	LG	TD	NO.	YDS.	AVG.	LG	TD
2023	Packers	17	8	31	355	11.5	43	2	0	0	0.0	0	0
2024	Packers	17	17	50	707	14.1	67	7	3	6	2.0	2	0
2025	Packers	8	8	32	489	15.3	59	6	1	3	3.0	3	0
2026	Packers	10	10	37	370	10.0	46	3	4	13	3.3	8	0
NFL TOTALS		**52**	**43**	**150**	**1,921**	**12.8**	**67**	**18**	**8**	**22**	**2.8**	**8**	**0**

TUCKER KRAFT'S NFL POSTSEASON RUSHING/RECEIVING STATISTICS

				RECEIVING					RUSHING				
DATE	TEAM	GP	GS	NO.	YDS.	AVG.	LG	TD	NO.	YDS.	AVG.	LG	TD
2023	Packers	2	2	5	24	4.8	10	1	0	0	0.0	0	0
2024	Packers	1	1	5	26	5.2	12	0	2	10	5.0	8	0
NFL TOTALS		**3**	**3**	**10**	**50**	**5.0**	**12**	**1**	**2**	**10**	**5.0**	**8**	**0**

SINGLE-GAME HIGHS: RECEIVING

Receptions	7 at Pittsburgh Steelers, Oct 26, 2025 6 vs. Carolina Panthers, Oct 29, 2026 ...5 more at 6.
Receiving Yards	143 at Pittsburgh Steelers, Oct 26, 2025 124 vs. Washington Commanders, Sep 11, 2025
Receiving Average	26.0 at Jacksonville Jaguars, Oct 27, 2024 22.0 at Los Angeles Rams, Oct 06, 2024
Longest Receptions	67 at Jacksonville Jaguars, Oct 27, 2024 66t at Los Angeles Rams, Oct 06, 2024
Receiving TDs	2 at Pittsburgh Steelers, Oct 26, 2025 2 at Los Angeles Rams, Oct 06, 2024
Special Teams Tackles	1 vs. Los Angeles Rams, Nov 05, 2023 1 vs. Minnesota Vikings, Oct 29, 2023 ...1 more at 1.

2026 GXG REGULAR SEASON (PACKERS)

			RECEIVING					RUSHING				
DATE	**OPPONENT**	**P/S**	**NO.**	**YDS.**	**AVG.**	**LG**	**TD**	**NO.**	**YDS.**	**AVG.**	**LG**	**TD**
09/13	at Vikings	S	3	65	21.7	30	0	0	0	0.0	0	0
09/20	at Jets	S	2	15	7.5	10	0	0	0	0.0	0	0
09/24	Falcons	S	4	26	6.5	9	0	0	0	0.0	0	0
10/04	at Buccaneers	S	6	42	7.0	17	1	1	3	3.0	3	0
10/11	Bears	S	5	64	12.8	46	0	1	2	2.0	2	0
10/18	Cowboys	S	5	37	7.4	14	0	0	0	0.0	0	0
10/25	at Lions	S	4	48	12.0	22	1	0	0	0.0	0	0
10/29	Panthers	S	6	53	8.8	14	1	0	0	0.0	0	0
11/08	at Patriots	S	1	1	1.0	1	0	2	8	4.0	8	0
11/15	Vikings	S	1	19	19.0	19	0	0	0	0.0	0	0
2026 TOTALS		**10-10**	**37**	**370**	**10.0**	**46**	**3**	**4**	**13**	**3.3**	**8**	**0**



Ht: 5-9 | Wt: 220 | Born: January 5, 2001 | NFL Games Played/Started: 10/4 | Acquired: D3a-24

AT A GLANCE

- Was sidelined last season due to a hamstring injury and was limited to just one game as a rookie in 2024 due to injuries, rushing for 15 yards on six carries (2.5 avg.) while adding a 3-yard reception.
- Spent three years at the University of South Carolina (2020-22) before transferring to the University of Southern California for one season (2023).
- Appeared in 32 games with 14 starts during his three collegiate seasons, registering 1,621 rushing yards and 19 TDs on 291 carries (5.6 avg.) along with 34 receptions for 452 yards (13.3 avg.) and two TDs.
- Earned All-Pacific-12 honorable mention in 2023 after recording 820 rushing yards and nine TDs on 116 carries, an average of 7.07 yards per carry that ranked No. 11 in the nation.
- Selected by the Packers with the first of two picks in the third round (No. 88 overall) of the 2024 NFL Draft, becoming just the second RB from the University of Southern California to be drafted by Green Bay (Al Carmichael, No. 7 overall in 1953).

2026 SEASON: Has appeared in nine games with four starts and has posted 162 rushing yards and two TDs on 61 carries (2.7 avg.) while adding 16 receptions for 105 yards (6.6 avg.) and a TD…Has been inactive for one contest.

At Minnesota (Sept. 13): Appeared on 30 plays on offense and led the team with a career-high 37 rushing yards on 13 carries (2.8 avg.).

At N.Y. Jets (Sept. 20): Made his first NFL start, rushing for 20 yards on six carries (3.3 avg.) while adding two catches for 6 yards (3.0 avg.), highlighted by his first TD as a pro on a 6-yard grab early in the second quarter.

Vs. Atlanta (Sept. 24): Started and played 15 snaps, rushing for 11 yards on four carries (2.8 avg.) while adding two catches for 7 yards (3.5 avg.).

At Tampa Bay (Oct. 4): Appeared on 33 snaps on offense, posting 13 yards on seven carries (1.9 avg.) while adding a career-high five receptions for 36 yards (7.2 avg.).

Vs. Chicago (Oct. 11): Started and played 21 snaps, rushing for 31 yards and two TDs on 10 carries (3.1 avg.), the first rushing TDs of his NFL career. Scored on a 7-yard run early in the second quarter, running over CB Jaylon Johnson on his way to the end zone, and later added a 4-yard score early in the fourth quarter.

Vs. Dallas (Oct. 18): Started and appeared on 30 snaps, rushing for 10 yards on eight carries (1.3 avg.).

At Detroit (Oct. 25): Played 24 snaps, rushing for 20 yards on six carries (3.3 avg.) while adding two catches for 15 yards (7.5 avg.).

Vs. Carolina (Oct. 29): Played 11 snaps, rushing for 7 yards on three carries (2.3 avg.) while adding a 9-yard reception.

At New England (Nov. 8): Inactive.

Vs. Minnesota (Nov. 15): Appeared on 14 snaps, rushing for 13 yards on four carries (3.3 avg.) while adding three receptions for 26 yards (8.7 avg.).

MARSHAWN LLOYD'S NFL REGULAR-SEASON RUSHING/RECEIVING STATISTICS

				RUSHING					RECEIVING				
DATE	TEAM	GP	GS	NO.	YDS.	AVG.	LG	TD	NO.	YDS.	AVG.	LG	TD
2024	Packers	1	0	6	15	2.5	5	0	1	3	3.0	3	0
2026	Packers	9	4	61	162	2.7	12	2	16	105	6.6	16	1
NFL TOTALS		**10**	**4**	**67**	**177**	**2.6**	**12**	**2**	**17**	**108**	**6.4**	**16**	**1**

SINGLE-GAME HIGHS: RUSHING/RECEIVING

Rush Attempts	13 at Minnesota Vikings, Sep 13, 2026 10 vs. Chicago Bears, Oct 11, 2026
Rushing Yards	37 at Minnesota Vikings, Sep 13, 2026 31 vs. Chicago Bears, Oct 11, 2026
Rushing Average	3.1 vs. Chicago Bears, Oct 11, 2026 2.9 at Minnesota Vikings, Sep 13, 2026
Longest Runs	12 at Minnesota Vikings, Sep 13, 2026 11 vs. Minnesota Vikings, Nov 15, 2026
Rushing TDs	2 vs. Chicago Bears, Oct 11, 2026
Receptions	5 at Tampa Bay Buccaneers, Oct 04, 2026 3 vs. Minnesota Vikings, Nov 15, 2026
Receiving Yards	36 at Tampa Bay Buccaneers, Oct 04, 2026 26 vs. Minnesota Vikings, Nov 15, 2026
Receiving Average	8.7 vs. Minnesota Vikings, Nov 15, 2026 7.2 at Tampa Bay Buccaneers, Oct 04, 2026
Longest Receptions	16 at Tampa Bay Buccaneers, Oct 04, 2026 15 vs. Minnesota Vikings, Nov 15, 2026
Receiving TDs	1 at New York Jets, Sep 20, 2026
Most TDs	2 vs. Chicago Bears, Oct 11, 2026 1 at New York Jets, Sep 20, 2026
Scrimmage Yards	49 at Tampa Bay Buccaneers, Oct 04, 2026 39 vs. Minnesota Vikings, Nov 15, 2026

2026 GXG REGULAR SEASON (PACKERS)

			RUSHING					RECEIVING				
DATE	OPPONENT	P/S	NO.	YDS.	AVG.	LG	TD	NO.	YDS.	AVG.	LG	TD
09/13	at Vikings	P	13	37	2.8	12	0	0	0	0.0	0	0
09/20	at Jets	S	6	20	3.3	7	0	2	6	3.0	6t	1
09/24	Falcons	S	4	11	2.8	6	0	2	7	3.5	10	0
10/04	at Buccaneers	P	7	13	1.9	5	0	5	36	7.2	16	0
10/11	Bears	S	10	31	3.1	10	2	1	6	6.0	6	0
10/18	Cowboys	S	8	10	1.3	4	0	0	0	0.0	0	0
10/25	at Lions	P	6	20	3.3	6	0	2	15	7.5	6	0
10/29	Panthers	P	3	7	2.3	5	0	1	9	9.0	9	0
11/08	at Patriots							INACTIVE/INJURY				
11/15	Vikings	P	4	13	3.3	11	0	3	26	8.7	15	0
2026 TOTALS		**9-4**	**61**	**162**	**2.7**	**12**	**2**	**16**	**105**	**6.6**	**16**	**1**



JORDAN LOVE

10 QUARTERBACK
UTAH STATE

Seventh NFL Season | Seventh Packers Season

Ht: 6-4 | Wt: 219 | Born: November 2, 1998 | NFL Games Played/Started: 67/58 | Acquired: D1-20

AT A GLANCE

- Was one of only three QBs in the NFL (Lamar Jackson, Matthew Stafford) to throw 20-plus TD passes and fewer than 12 INTs in each of the last three seasons (2023-25).
- Ranks tied for No. 5 in the league in TD passes (100), No. 6 in passing yards (13,767) and No. 1 in passes of 25-plus yards (130) since taking over as the starter in 2023.
- Is one of three QBs in the league with 100-plus TD passes (100) and 35 or fewer INTs (35) since 2023 (Joe Burrow, Dak Prescott).
- Ranks No. 2 in the NFL in games with multiple TD passes since 2023 (34).
- In 2023, became just the third QB in NFL history to post 4,000-plus passing yards (4,159) and 32-plus passing TDs (32) in his first season with multiple starts, joining Kurt Warner (1999) and Patrick Mahomes (2018).
- Became the first QB to help lead the Packers to the postseason in his first full year as a starter since at least 1950, when the league began recording starts for every player.
- His 32 passing TDs in 2023 were the fourth most by a QB in his first season with multiple starts, trailing only Mahomes (50 in 2018), Warner (41 in 1999) and Daunte Culpepper (33 in 2000).
- Finished his career at Utah State ranked No. 2 in school history in passing yards (8,600), completions (689) and attempts (1,125), tied for No. 2 in TD passes (60) and No. 3 in completion percentage (61.2) despite playing just three seasons.

2026 SEASON: Has started all 10 games and has connected on 232 of 368 passes (63.0 pct.) for 2,838 yards and 20 TDs with seven INTs (96.9 rating)...Ranks No. 2 in the NFL in passing yards, tied for No. 2 in 300-yard games (four), tied for No. 8 in passing TDs, tied for No. 9 in explosive passes (54) and No. 7 in completions…Leads the league in completions of 25-plus yards (28), the most by a Green Bay QB through 10 games (since 2000), and completions of 40-plus yards (12)…Joins QBs Aaron Rodgers (2011 and 2020) and Lynn Dickey (1983) as the only players in team history to post 2,800-plus passing yards and 20-plus passing TDs in the first 10 games of a season…Is tied for the league lead in games with multiple TD passes (eight), tied for the third most by a Green Bay QB through 10 games behind only Rodgers (10 in 2011, nine in 2020)…Ranks tied for No. 1 in the league with seven games of 270-plus passing yards…Is the only QB in the league to have two games with six completions of 25-plus yards (Weeks 5 and 9), with no other QB in the NFL posting one game with six-plus completions this season…Is the only Green Bay QB to accomplish the feat dating back to 1994…Has added 23 rushing yards and two TDs on 13 carries (1.8 avg.)…Has been responsible for multiple TDs in nine games this season, tied for No. 1 in the league.

At Minnesota (Sept. 13): Connected on 21 of 42 passes (50.0 pct.) for 387 yards and two TDs with one INT (88.1 rating), the second-best yardage output of his career. Midway through the first quarter, found WR Christian Watson over the middle for a career-long 81-yard TD pass, one of his career-high three completions of 40-plus yards on the day. Averaged 18.4 yards per completion, the second-best single-game mark (min. 15 att.) of his career (20.1 at Chicago on Nov. 17, 2024).

At N.Y. Jets (Sept. 20): Threw for 145 yards and two TDs with no INTs on 16-of-29 passing (55.2 pct.) for a 91.9 rating in his 50th career start. It marked his 19th start with multiple TD passes and no INTs, the second most in NFL history by a QB in his first 50 career starts behind only Mahomes (22).

Vs. Atlanta (Sept. 24): Completed 28 of 53 passes (52.8 pct.) for 312 yards and two TDs with one INT (75.4 rating). Brought his career passing-TD total to 89, tied with QB Tobin Rote for No. 5 in team history.

At Tampa Bay (Oct. 4): Connected on 22 of 30 passes (73.3 pct.) for 197 yards and two TDs with one INT (98.9 rating). Moved into sole possession of the No. 5 spot in team history for career passing TDs (91) as he moved past Rote.

Vs. Chicago (Oct. 11): Posted a career-high 137.5 passer rating, connecting on 25 of 31 passes (80.6 pct.) for 367 yards and two TDs with no INTs, the most passing yards ever posted by a Green Bay QB against the Bears at Lambeau Field. Completed a career-high four passes of 40-plus yards (TDs of 53 and 42 yards to Watson, 50 yards to Matthew Golden, 46 yards to Tucker Kraft), joining Brett Favre (Dec. 22, 2003, at Oakland) as the only Green Bay QBs since 2000 to register four completions of 40-plus yards in a game. Joined Rodgers (Sept. 15, 2013, vs. Washington; Oct. 20, 2019, vs. Oakland) as the only QBs in team history to throw for 350-plus yards and multiple TDs with no INTs and a completion percentage of 80-plus in a game. Posted a season-high eight explosive passes on the afternoon and averaged 11.84 yards per passing attempt, the second-best mark of his career (15.35, at Chicago on Nov. 17, 2024). Recorded a career-best six completions of 25-plus yards.

Vs. Dallas (Oct. 18): Threw for 276 yards and a TD with an INT on 23-of-41 passing (56.1 pct.) for a 74.8 rating while adding a rushing TD. Posted 109 passing yards on Green Bay's opening drive, the most by an NFL QB on an opening drive since QB Patrick Mahomes threw for 116 yards vs. Houston on Oct. 13, 2019.

At Detroit (Oct. 25): Completed 27 of 45 passes (60.0 pct.) for 274 yards and two TDs with one INT for a 83.0 rating. Posted three completions of 25-plus yards (28, 27, 25) for the third straight game. Connected on all four of his passing attempts on fourth down for 77 yards, the most by a Green Bay QB on fourth down in a game dating back to 2000. Posted three explosive passes (28, 27, 22) on fourth down, tied for the most by an NFL QB in a game since 2000.

Vs. Carolina (Oct. 29): Threw for 288 yards and three TDs on 30-of-41 passing (73.2 pct.) for a 106.6 rating. His 30 completions on the evening were a season high and the third-best total of his career.

At New England (Nov. 8): Posted a career-best 153.2 passer rating, the fifth-best single-game mark in team history (min. 20 att.), throwing for a season-high 372 yards and three TDs with no INTs on 23-of-29 passing (79.3 pct.). Added a 13-yard rushing TD to cap Green Bay's opening drive, the longest rushing TD of his career. Posted his 100th career TD pass when he found Golden over the middle for a 5-yard TD pass midway through the first quarter. Joined Rodgers (vs. Oakland on Oct. 20, 2019) as the only QBs in team history to post 370-plus passing yards, three-plus passing TDs, no INTs, a completion percentage of 75-plus and a rushing TD in a game. Matched his career high with six completions of 25-plus yards, including a 39-yard TD pass to Watson late in the third quarter. Averaged 12.83 yards per attempt, the second-best mark of his career (min. 15 att.) behind only his average of 15.35 yards at Chicago on Nov. 17, 2024. Was named the NFC Offensive Player of the Week for his performance.

Vs. Minnesota (Nov. 15): Threw for 220 yards and a TD on 17-of-27 passing (63.0 pct.) for an 85.4 rating…Posted a 120.7 rating in the second half, completing 10 of 15 passes (66.7 pct.) for 147 yards and a TD.

REGULAR-SEASON COMPARISON: PASSING - LOS ANGELES RAMS

DATE	OPP	W/L	GP/GS	C	ATT	YDS.	AVG.	TD	LG	INT	SK	SKYD	RTG
11/5/23	GB vs. LA	W	S	20	26	228	8.8	1	37	0	4	21	115.5
10/6/24	GB @ LA	W	S	15	26	224	8.6	2	66	1	2	22	95.7
TOTALS		**2/0**	**2/2**	**35**	**52**	**452**	**8.7**	**3**	**66**	**1**	**6**	**43**	--

JORDAN LOVE'S NFL REGULAR-SEASON PASSING/RUSHING STATISTICS

				PASSING												RUSHING				
DATE	TEAM	GP	GS	ATT.	CMP.	PCT.	YDS	AVG.	TD	INT.	LG	SK	LST	RATE	NO.	YDS.	AVG.	LG	TD
2021	Packers	6	1	62	36	58.1	411	6.6	2	3	62t	3	23	68.7	12	27	2.3	10	0
2022	Packers	4	0	21	14	66.7	195	9.3	1	0	63t	0	0	112.2	1	-1	-1.0	0	0
2023	Packers	17	17	579	372	64.2	4,159	7.2	32	11	77	30	242	96.1	50	247	4.9	37	4
2024	Packers	15	15	425	268	63.1	3,389	8.0	25	11	70t	14	95	96.7	25	83	3.3	14	1
2025	Packers	15	15	439	291	66.3	3,381	7.7	23	6	59	21	169	101.2	47	199	4.2	25	0
2026	Packers	10	10	368	232	63.0	2,838	7.7	20	7	81t	25	160	96.9	13	23	1.8	13t	2
TOTALS		**67**	**58**	**1,894**	**1,213**	**64.0**	**14,373**	**7.6**	**103**	**38**	**81t**	**93**	**689**	**96.8**	**148**	**578**	**3.9**	**37**	**7**

JORDAN LOVE'S NFL POSTSEASON PASSING/RUSHING STATISTICS

				PASSING											RUSHING				
DATE	TEAM	GP	GS	ATT.	CMP.	PCT.	YDS	AVG.	TD	INT.	LG	SK	LST	RATE	NO.	YDS.	AVG.	LG	TD
2023	Packers	2	2	55	37	67.3	466	8.5	5	2	46	0	0	108.6	6	2	0.3	3	0
2024	Packers	1	1	33	20	60.6	212	6.4	0	3	29	2	17	41.5	2	10	5.0	11	0
2025	Packers	1	1	46	24	52.2	323	7.0	4	0	36	1	1	103.8	1	11	11.0	11	0
TOTALS		**4**	**4**	**134**	**81**	**60.4**	**1,001**	**7.5**	**9**	**5**	**46**	**3**	**18**	**90.4**	**9**	**23**	**2.6**	**11**	**0**

SINGLE-GAME HIGHS: QUARTERBACK

Pass Attempts	54 vs. Minnesota Vikings, Sep 29, 2024 53 vs. Atlanta Falcons, Sep 24, 2026
Pass Completions	32 vs. Minnesota Vikings, Sep 29, 2024 31 at Dallas Cowboys, Sep 28, 2025
Yards Passing	389 vs. Minnesota Vikings, Sep 29, 2024 387 at Minnesota Vikings, Sep 13, 2026
TD Passes	4 at Detroit Lions, Nov 27, 2025 4 vs. Arizona Cardinals, Oct 13, 2024 ...1 more at 4.
Long Passes	81t at Minnesota Vikings, Sep 13, 2026 77 at Las Vegas Raiders, Oct 09, 2023
Completion Percentage	84.4 vs. Chicago Bears, Jan 07, 2024 80.6 vs. Chicago Bears, Oct 11, 2026
Passer Rating	153.2 at New England Patriots, Nov 08, 2026 146.8 at Philadelphia Eagles, Nov 27, 2022
Rush Attempts	9 vs. New Orleans Saints, Sep 24, 2023 7 vs. Cincinnati Bengals, Oct 12, 2025
Rushing Yards	39 at Detroit Lions, Nov 23, 2023 39 vs. New Orleans Saints, Sep 24, 2023
Rushing Average	4.3 vs. New Orleans Saints, Sep 24, 2023 3.7 vs. Cincinnati Bengals, Oct 12, 2025
Longest Runs	37 at Detroit Lions, Nov 23, 2023 26 at Las Vegas Raiders, Oct 09, 2023
Rushing TDs	1 vs. Dallas Cowboys, Oct 18, 2026 1 at Chicago Bears, Nov 17, 2024 ...4 more at 1.

2026 GXG REGULAR SEASON (PACKERS)

				PASSING										RUSHING			
DATE	OPPONENT	P/S	ATT	CMP	YDS	PCT	Y/A	Y/C	TD	INT	LG	SK/YD	RATE	ATT	YDS	LG	TD
09/13	at Vikings	S	42	21	387	50.0	9.2	18.4	2	1	81t	4/34	88.1	1	0	0	0
09/20	at Jets	S	29	16	145	55.2	5.0	9.1	2	0	20	3/9	91.9	0	0	0	0
09/24	Falcons	S	53	28	312	52.8	5.9	11.1	2	1	45	1/1	75.4	1	0	0	0
10/04	at Buccaneers	S	30	22	197	73.3	6.6	9.0	2	1	25	0/0	98.9	4	-8	4	0
10/11	Bears	S	31	25	367	80.6	11.8	14.7	2	0	53t	2/9	137.5	1	6	6	0
10/18	Cowboys	S	41	23	276	56.1	6.7	12.0	1	1	37	3/15	74.8	4	12	13	1
10/25	at Lions	S	45	27	274	60.0	6.1	10.1	2	1	28	1/10	83.0	0	0	0	0
10/29	Panthers	S	41	30	288	73.2	7.0	9.6	3	1	53	0/0	106.6	0	0	0	0
11/08	at Patriots	S	29	23	372	79.3	12.8	16.2	3	0	49	3/23	153.2	1	13	13t	1
11/15	Vikings	S	27	17	220	63.0	8.1	12.9	1	1	32t	8/59	85.4	1	0	0	0
2026 TOTALS		**10-10**	**368**	**232**	**2,838**	**63.0**	**7.7**	**12.2**	**20**	**7**	**81t**	**25/160**	**96.9**	**13**	**23**	**13t**	**2**



Ht: 6-4 | Wt: 313 | Born: October 17, 2003 | NFL Games Played/Started: 10/2 | Acquired: D3-26

AT A GLANCE

- Played two seasons at the University of Missouri (2024-25), where he appeared in 26 games with 22 starts, and two seasons at the University of Florida (2022-23), where he played in 25 games with one start.
- Finished his collegiate career with 133 tackles (39 solo), 10½ sacks, 17 tackles for a loss, four passes defensed, a fumble recovery and a forced fumble.
- Earned second-team All-SEC honors from The Associated Press in 2025 after posting career highs in tackles (48), solo tackles (33), tackles for a loss (eight), sacks (six) and QB hurries (six).
- Helped Missouri rank No. 13 in the country in rushing defense (103.8 ypg) in 2025, with their 1,350 rushing yards allowed on the season the fewest given up by the Tigers since 1983.
- Was selected by the Packers in the third round (No. 77 overall) of the 2026 NFL Draft, the first defensive lineman from the University of Missouri to be drafted by Green Bay.
- Lettered three years at Edison High School (Tulsa, Okla.) and one season at Owasso (Okla.) High School and was selected to the 2022 All-American Bowl Game.

2026 SEASON: Has played in all 10 games with two starts, recording 19 tackles (six solo), six NGS QB pressures and two QB hits while also appearing on special teams.

At Minnesota (Sept. 13): Made his NFL debut, playing 28 snaps on defense and recording one tackle (assisted).

At N.Y. Jets (Sept. 20): Played 34 defensive snaps and five special teams snaps.

Vs. Atlanta (Sept. 24): Played 29 defensive snaps, recording one tackle (assisted). Also appeared on six snaps on special teams.

At Tampa Bay (Oct. 4): Played 24 snaps on defense and recorded three tackles (one solo). Also appeared on two special teams snaps.

Vs. Chicago (Oct. 11): Played 30 snaps on defense, posting three QB pressures and one QB hit. Also played two snaps on special teams.

Vs. Dallas (Oct. 18): Appeared on 40 defensive snaps, recording one tackle (solo). Also appeared on two special teams snaps.

At Detroit (Oct. 25): Made his first NFL start, appearing on 38 defensive snaps and posting three tackles (one solo). Also appeared on five special teams snaps.

Vs. Carolina (Oct. 29): Played 27 snaps on defense, registering a career-high six tackles (two solo). Also played three snaps on special teams.

At New England (Nov. 8): Saw action on 33 defensive snaps, recording one tackle (assisted), two QB pressures and a QB hit. Pressured and hit QB Drake Maye to help force an incompletion on a third-and-10 late in the second quarter. Also played six snaps on special teams.

Vs. Minnesota (Nov. 15): Started and played 32 defensive snaps, posting three tackles (one solo) while also appearing on seven special teams snaps.

CHRIS MCCLELLAN'S NFL REGULAR-SEASON DEFENSIVE STATISTICS

				TACKLES							INTERCEPTIONS										ST				MISC	
YEAR	TEAM	GP	GS	TK	S	A	TFL	YDS	SK	YDS	QBH	NO	YDS	LG	TD	PD	FF	FR	TD	YDS	TK	S	A	FF	FR	S	A
2026	Packers	10	2	19	6	13	0	0	0.0	0.0	2	0	0	0	0	0	0	0	0	0	0	0	0	0	0	0	0
NFL TOTALS		**10**	**2**	**19**	**6**	**13**	**0**	**0**	**0.0**	**0.0**	**2**	**0**	**0**	**0**	**0**	**0**	**0**	**0**	**0**	**0**	**0**	**0**	**0**	**0**	**0**	**0**	**0**

SINGLE-GAME HIGHS: DEFENSIVE

Total Tackles 6 vs. Carolina Panthers, Oct 29, 2026
3 vs. Minnesota Vikings, Nov 15, 2026
...2 more at 3.

Solo Tackles 2 vs. Carolina Panthers, Oct 29, 2026
1 vs. Minnesota Vikings, Nov 15, 2026
...3 more at 1.

2026 GXG REGULAR SEASON (PACKERS)

DATE	OPPONENT	P/S	TK	S	A	SK	YDS	INT	PD	FF	FR
09/13	at Vikings	P	1	0	1	0.0	0.0	0	0	0	0
09/20	at Jets	P	0	0	0	0.0	0.0	0	0	0	0
09/24	Falcons	P	1	0	1	0.0	0.0	0	0	0	0
10/04	at Buccaneers	P	3	1	2	0.0	0.0	0	0	0	0
10/11	Bears	P	0	0	0	0.0	0.0	0	0	0	0
10/18	Cowboys	P	1	1	0	0.0	0.0	0	0	0	0
10/25	at Lions	S	3	1	2	0.0	0.0	0	0	0	0
10/29	Panthers	P	6	2	4	0.0	0.0	0	0	0	0
11/08	at Patriots	P	1	0	1	0.0	0.0	0	0	0	0
11/15	Vikings	S	3	1	2	0.0	0.0	0	0	0	0
2026 TOTALS		**10-2**	**19**	**6**	**13**	**0.0**	**0.0**	**0**	**0**	**0**	**0**



Ht: 6-1 | Wt: 227 | Born: July 21, 1999 | NFL Games Played/Started: 90/44 | Acquired: D6b-21

AT A GLANCE

- Has played in 80 games with 38 starts in five seasons for the Packers (2021-25) and appeared in five postseason contests with two starts.
- Is one of only two players in the league (Texans LB E.J. Speed) to appear in 80-plus games and register 275-plus tackles on defense (286) and 30-plus tackles on special teams (34) since 2021.
- Leads the team with 34 special teams tackles since 2021.
- Was one of only two Packers (LB Quay Walker) to register 80-plus tackles in each of the past three seasons (2023-25).
- Started all 17 games in 2024 for the first time in his career and ranked No. 2 on the team with a career-high 94 tackles (43 solo).
- Played in 16 games in 2023 and set career highs in solo tackles (52, tied for No. 3 on the team), tackles for a loss (five) and QB hits (three).
- Earned second-team All-Atlantic Coast Conference honors in 2020 after ranking No. 5 in the nation and No. 2 in the ACC with a career-best 107 tackles (54 solo).

2026 SEASON: Has played in all 10 games with six starts, recording 55 tackles on defense (24 solo), good for No. 2 on the team, six NGS QB pressures, three tackles for a loss, a career-best two forced fumbles (No. 1 on the team), a career-best two fumble recoveries (tied for the team lead), a sack and seven tackles on special teams (No. 4 on the team)…Is one of only four players (S Jeremy Chinn, CB Tyson Campbell, LB Andrew Van Ginkel) in the NFL and the one of only two LBs (Van Ginkel) to register at least two forced fumbles and two fumble recoveries this season.

At Minnesota (Sept. 13): Appeared on 24 special teams snaps, registering a team-high two tackles. Also appeared on one defensive snap.

At N.Y. Jets (Sept. 20): Played 25 special teams snaps, posting one tackle.

Vs. Atlanta (Sept. 24): Played 22 snaps on special teams, registering one tackle. Also appeared on 18 defensive snaps, posting three tackles (one solo) and a tackle for a loss.

At Tampa Bay (Oct. 4): Appeared on 25 snaps on defense, posting four tackles (one solo) and a QB pressure, resulting in an incomplete pass. Also played 14 snaps on special teams.

Vs. Chicago (Oct. 11): Started and played 32 snaps on defense, recording five tackles (three solo) while also appearing on 16 special teams snaps, posting one tackle.

Vs. Dallas (Oct. 18): Started and played 43 snaps on defense, posting four tackles (all solo) and one QB pressure. Also appeared on 14 special teams snaps, recording one tackle.

At Detroit (Oct. 25): Started and played all 68 snaps on defense, leading the team with a season-high 11 tackles (five solo), a forced fumble and his first career fumble recovery on defense. Ripped the ball out of RB Jahmyr Gibbs' hands to force a fumble and give Green Bay the ball on its own 8-yard line with 30 seconds left in the first half. Recovered a fumble by QB Jared Goff in the third quarter that led to a Green Bay TD five plays later. Also saw action on four special teams snaps. Became the first Packer to post 10-plus tackles, a forced fumble and a fumble recovery in a game since LB Brad Jones (at Cincinnati; Sept. 22, 2013).

Vs. Carolina (Oct. 29): Started and played all 73 snaps on defense, posting 10 tackles (tied for a team high). Combined with S Evan Williams to record a tackle on RB Chuba Hubbard on a third-down run to force a punt in the second quarter. Also played three snaps on special teams.

At New England (Nov. 8): Started and played 60 snaps on defense, leading the team with nine tackles (four solo), two tackles for a loss, a QB hit, a forced fumble, a fumble recovery and his first career full sack when he brought down QB Drake Maye for a loss of 9 yards on third-and-7 in the first quarter. Ripped the ball out of RB Rhamondre Stevenson's hands on second-and-12 and recovered it at New England's 41-yard line. On the following play, the Packers scored a TD and a two-point conversion to go up, 42-14, in the third quarter. Also appeared on seven special teams snaps, posting one tackle. Dating back to 2000, became the first Packer with a sack, two tackles for a loss, a forced rumble and a fumble recovery in a game.

Vs. Minnesota (Nov. 15): Started and played 68 snaps on defense, posting a team-high nine tackles (three solo) while also appearing on three special teams snaps.

REGULAR-SEASON COMPARISON: DEFENSIVE - LOS ANGELES RAMS

				TACKLES								MISC		
DATE	OPP	W/L	GP/GS	TOT	SOLO	ASST	SACK	YDS.	INT	TFL	PD	QBH	TD	FF	FR
11/28/21	GB vs. LA	W	P	0	0	0	0.0	0.0	0	0	0	0	0	0	0
12/19/22	GB vs. LA	W	P	0	0	0	0.0	0.0	0	0	0	0	0	0	0
11/5/23	GB vs. LA	W	S	7	6	1	0.0	0.0	0	2	0	0	0	0	0
10/6/24	GB @ LA	W	S	9	3	6	0.0	0.0	0	0	0	0	0	0	0
TOTALS		**4/0**	**4/2**	**16**	**9**	**7**	**0.0**	**0.0**	**0**	**2**	**0**	**0**	**0**	**0**	**0**

ISAIAH MCDUFFIE'S NFL REGULAR-SEASON DEFENSIVE STATISTICS

				TACKLES								INTERCEPTIONS									ST				MISC	
YEAR	TEAM	GP	GS	TK	S	A	TFL	YDS	SK	YDS	QBH	NO	YDS	LG	TD	PD	FF	FR	TD	YDS	TK	S	A	FF	FR	S	A
2021	Packers	13	0	0	0	0	0	0	0.0	0.0	0	0	0	0	0	0	0	0	0	0	2	0	2	0	0	0	0
2022	Packers	17	1	30	19	11	0	0	0.0	0.0	0	0	0	0	0	0	0	0	0	0	13	8	5	0	1	0	0
2023	Packers	16	8	82	52	30	5	8	0.5	5.0	3	0	0	0	0	1	0	0	0	0	4	4	0	0	0	0	0
2024	Packers	17	17	94	43	51	3	3	0.5	0.0	3	0	0	0	0	3	1	0	0	0	3	3	0	0	0	0	0
2025	Packers	17	12	80	41	39	3	5	1.0	7.0	3	1	0	0	0	1	0	0	0	0	12	6	6	0	0	0	0
2026	Packers	10	6	56	24	32	3	17	1.0	9.0	1	0	0	0	0	0	2	2	0	0	7	3	4	0	0	0	0
NFL TOTALS		**90**	**44**	**342**	**179**	**163**	**14**	**33**	**3.0**	**21.0**	**10**	**1**	**0**	**0**	**0**	**5**	**3**	**2**	**0**	**0**	**41**	**24**	**17**	**0**	**1**	**0**	**0**

ISAIAH MCDUFFIE'S NFL POSTSEASON DEFENSIVE STATISTICS

				TACKLES							INTERCEPTIONS										ST				MISC	
YEAR	TEAM	GP	GS	TK	S	A	TFL	YDS	SK	YDS	QBH	NO	YDS	LG	TD	PD	FF	FR	TD	YDS	TK	S	A	FF	FR	S	A
2021	Packers	1	0	0	0	0	0	0	0.0	0.0	0	0	0	0	0	0	0	0	0	0	1	1	0	0	0	0	0
2023	Packers	2	1	4	3	1	0	0	0.0	0.0	0	0	0	0	0	0	0	0	0	0	2	2	0	0	0	0	0
2024	Packers	1	1	6	2	4	0	0	0.5	1.5	1	0	0	0	0	0	0	0	0	0	2	0	2	0	0	0	0
2025	Packers	1	0	4	3	1	0	0	0.0	0.0	1	0	0	0	0	1	0	0	0	0	2	1	1	0	0	0	0
NFL TOTALS		**5**	**2**	**14**	**8**	**6**	**0**	**0**	**0.5**	**1.5**	**2**	**0**	**0**	**0**	**0**	**1**	**0**	**0**	**0**	**0**	**7**	**4**	**3**	**0**	**0**	**0**	**0**

SINGLE-GAME HIGHS: DEFENSIVE

Total Tackles
15 at Detroit Lions, Dec 05, 2024
12 at Detroit Lions, Nov 27, 2025
...1 more at 12.

Solo Tackles
7 at Detroit Lions, Nov 27, 2025
7 vs. Miami Dolphins, Nov 28, 2024
...3 more at 7.

Sacks
0.5 vs. Minnesota Vikings, Nov 23, 2025
0.5 at New York Giants, Nov 16, 2025
...2 more at 0.5.

Passes Defensed
1 vs. Minnesota Vikings, Nov 23, 2025
1 vs. Miami Dolphins, Nov 28, 2024
...3 more at 1.

Forced Fumbles
1 at New England Patriots, Nov 08, 2026
1 at Detroit Lions, Oct 25, 2026
...1 more at 1.

Fumble Recoveries
1 at New England Patriots, Nov 08, 2026
1 at Detroit Lions, Oct 25, 2026

Tackles For Loss
2 at New England Patriots, Nov 08, 2026
2 at Detroit Lions, Nov 27, 2025
...1 more at 2.

Interceptions
1 vs. Minnesota Vikings, Nov 23, 2025

Special Teams Tackles
2 at Minnesota Vikings, Sep 13, 2026
2 vs. Philadelphia Eagles, Nov 10, 2025
...4 more at 2.

2026 GXG REGULAR SEASON (PACKERS)

DATE	OPPONENT	P/S	TK	S	A	SK	YDS	INT	PD	FF	FR
09/13	at Vikings	P	0	0	0	0.0	0.0	0	0	0	0
09/20	at Jets	P	0	0	0	0.0	0.0	0	0	0	0
09/24	Falcons	P	3	1	2	0.0	0.0	0	0	0	0
10/04	at Buccaneers	P	4	1	3	0.0	0.0	0	0	0	0
10/11	Bears	S	5	3	2	0.0	0.0	0	0	0	0
10/18	Cowboys	S	4	4	0	0.0	0.0	0	0	0	0
10/25	at Lions	S	11	5	6	0.0	0.0	0	0	1	1
10/29	Panthers	S	10	3	7	0.0	0.0	0	0	0	0
11/08	at Patriots	S	9	4	5	1.0	9.0	0	0	1	1
11/15	Vikings	S	10	3	7	0.0	0.0	0	0	0	0
2026 TOTALS		**10-6**	**56**	**24**	**32**	**1.0**	**9.0**	**0**	**0**	**2**	**2**



Ht: 6-0 | Wt: 201 | Born: August 9, 1999 | NFL Games Played/Started: 92/89 | Acquired: UFA (NYG)-24

AT A GLANCE

- First name is pronounced ZAY-vier.
- Has notched a sack and an interception in each of his three seasons with Green Bay (2024-26). According to Stats Perform, it is the second-longest streak by any player to start his Packers' career since sacks were first tracked in 1982 (LB Nick Barnett, five straight seasons from 2003-2007).
- Earned All-Pro honors from The Associated Press in each of his first two seasons with the Packers (second team in 2025 and first team in 2024), becoming the first Green Bay defensive player since CB Charles Woodson (2008-11) to earn All-Pro recognition in consecutive seasons.
- Was the only NFL player to register 425-plus tackles (440), 15-plus interceptions (18) and 45-plus passes defensed (47) over the past five seasons (2021-25).
- Was selected to his first career Pro Bowl in 2024 and was named All-Pro by the NFL Players Association following a leaguewide vote.
- Is tied for No. 2 in the NFL in both INTs (18) and takeaways (21) since 2021.
- Played in 49 games with 46 starts for the N.Y. Giants (2020-23), leading the team with 277 tackles (179 solo) and nine INTs over that span while ranking No. 2 on the club with 27 passes defensed.
- As a junior at Alabama in 2019, earned first-team All-Southeastern Conference honors from the coaches and media and was named a semifinalist for the Jim Thorpe Award, presented annually to the nation's top defensive back.

2026 SEASON: Has started all 10 contests and has registered 43 tackles (25 solo), a sack, two tackles for a loss, two QB hits, six interceptions (No. 1 in the NFL) and seven passes defensed (tied for No. 2 on the team)...Is one of only four NFL players to register six-plus INTs in the first 10 games of two different seasons since 2000 (2024, 2026), joining Delta O'Neal (2001, 2005), Ed Reed (2003-04) and Darren Sharper (2000, 2009)...Has four consecutive multiple-INT seasons and five overall for his career (tied for the most in the league since 2021)...Has posted 16 INTs since joining Green Bay in 2024, tied for the fourth most by a player in his first three seasons with the franchise (Bobby Dillon, 20; Charles Woodson, 19; Irv Comp, 18)...Was the first Packer to have two multi-INT games in the first nine games of a season since Woodson in 2011 and is the only player in the NFL this season with two multi-INT games.

At Minnesota (Sept. 13): Was one of five Packers to play all 65 defensive snaps and registered three tackles (all solo).

At N.Y. Jets (Sept. 20): Was one of six Packers to play all 74 defensive plays and recorded four tackles (two solo).

Vs. Atlanta (Sept. 24): One of three Packers to see action on all 71 defensive stops, finishing with five tackles (four solo), a pass defensed and an interception, the 20th of his career.

At Tampa Bay (Oct. 4): One of four Packers to play all 63 defensive snaps, recording five tackles (two solo), a tackle for a loss, a QB hit and a sack of QB Jalon Daniels for a loss of 8 yards on a third-and-8 in the third quarter when he split the tackle and guard.

Vs. Chicago (Oct.11): Saw action on 61 of 69 defensive plays, recording a tackle (solo), two passes defensed and two interceptions, the fourth multi-interception game of his career. Each of his interceptions led to a TD on the ensuing drive, putting Green Bay up 14-0 and 31-7.

Vs. Dallas (Oct. 18): One of four Packers to play all 78 defensive plays, registering three tackles (two solo) and a QB hit. Two of his three stops came within 2 yards of the line of scrimmage (1, 2).

At Detroit (Oct. 25): One of three Packers to see action on all 68 defensive snaps, finishing No. 2 on the team with a season-best nine tackles (three solo).

Vs. Carolina (Oct. 29): One of three Packers to play all 73 defensive snaps, posting three tackles (two solo) and a pass defensed when he came up to punch a ball out of the hands of TE Tommy Tremble on a pass to the flat on third-and-2 early in the third quarter.

At New England (Nov. 8): Saw action on 51 defensive snaps, finishing with four tackles (two solo), two interceptions and two passes defensed. Returned first INT 36 yards to the NE 14 and GB scored a TD two plays later to go up, 7-0. His second INT came with NE driving and GB took over and its own 31 with the ensuing drive resulting in a TD to go up, 24-7, with just under five minutes to play in the second quarter.

Vs. Minnesota (Nov. 15): One of three Packers to play on all 69 defensive snaps, registering six tackles (three solo), a tackle for a loss, a pass defensed and an interception when he tracked a deep ball to the sidelines late in the second quarter with the Vikings driving in GB territory.

REGULAR-SEASON COMPARISON: DEFENSIVE - LOS ANGELES RAMS

				TACKLES									MISC		
DATE	OPP	W/L	GP/GS	TOT	SOLO	ASST	SACK	YDS.	INT	TFL	PD	QBH	TD	FF	FR
10/17/21	NYG vs. LA	L	S	3	3	0	0.0	0.0	2	0	2	0	0	0	0
12/31/23	NYG vs. LA	L	S	6	4	2	0.0	0.0	0	1	0	0	0	0	0
10/6/24	GB @ LA	W	S	3	2	1	0.0	0.0	1	0	2	0	0	0	1
TOTALS		**1/2**	**3/3**	**12**	**9**	**3**	**0.0**	**0.0**	**3**	**1**	**4**	**0**	**0**	**0**	**1**

XAVIER MCKINNEY'S NFL REGULAR-SEASON DEFENSIVE STATISTICS

				TACKLES							INTERCEPTIONS										ST				MISC	
YEAR	TEAM	GP	GS	TK	S	A	TFL	YDS	SK	YDS	QBH	NO	YDS	LG	TD	PD	FF	FR	TD	YDS	TK	S	A	FF	FR	S	A
2020	Giants	6	4	24	14	10	1	3	0.0	0.0	0	1	0	0	0	1	0	0	0	0	1	0	1	0	0	0	0
2021	Giants	17	16	93	59	34	1	2	0.0	0.0	0	5	64	41t	1	10	0	0	0	0	0	0	0	0	0	0	0
2022	Giants	9	9	44	28	16	2	8	1.0	8.0	1	0	0	0	0	5	1	0	0	0	1	1	0	0	0	0	0
2023	Giants	17	17	116	78	38	2	2	0.5	3.0	1	3	22	18	0	11	1	2	0	0	0	0	0	0	0	0	0
2024	Packers	17	17	85	58	27	2	12	1.0	8.0	1	8	128	48	0	11	0	1	0	7	3	2	1	0	0	0	0
2025	Packers	16	16	102	51	51	0	0	1.0	0.0	2	2	0	0	0	10	1	0	0	0	5	3	2	0	0	0	0
2026	Packers	10	10	43	24	19	2	11	1.0	8.0	2	6	46	36	0	7	0	0	0	0	1	1	0	0	0	0	0
NFL TOTALS		**92**	**89**	**507**	**312**	**195**	**10**	**38**	**4.5**	**27.0**	**7**	**25**	**260**	**48**	**1**	**55**	**3**	**3**	**0**	**7**	**11**	**7**	**4**	**0**	**0**	**0**	**0**

XAVIER MCKINNEY'S NFL POSTSEASON DEFENSIVE STATISTICS

				TACKLES							INTERCEPTIONS										ST				MISC	
YEAR	TEAM	GP	GS	TK	S	A	TFL	YDS	SK	YDS	QBH	NO	YDS	LG	TD	PD	FF	FR	TD	YDS	TK	S	A	FF	FR	S	A
2022	Giants	2	2	16	8	8	1	1	1.0	6.0	0	0	0	0	0	2	1	0	0	0	0	0	0	0	0	0	0
2024	Packers	1	1	5	2	3	0	0	0.0	0.0	0	0	0	0	0	0	0	0	0	0	0	0	0	0	0	0	0
2025	Packers	1	1	5	3	2	0	0	0.0	0.0	0	0	0	0	0	2	0	0	0	0	0	0	0	0	0	0	0
NFL TOTALS		**4**	**4**	**26**	**13**	**13**	**1**	**1**	**1.0**	**6.0**	**0**	**0**	**0**	**0**	**0**	**4**	**1**	**0**	**0**	**0**	**0**	**0**	**0**	**0**	**0**	**0**	**0**

SINGLE-GAME HIGHS: DEFENSIVE

Total Tackles
13 vs. Baltimore Ravens, Dec 27, 2025
13 at Washington Commanders, Nov 19, 2023

Solo Tackles
8 at Washington Commanders, Nov 19, 2023
8 at Dallas Cowboys, Nov 12, 2023

Sacks
1.0 at Tampa Bay Buccaneers, Oct 04, 2026
1.0 vs. Carolina Panthers, Nov 02, 2025
...2 more at 1.0.

Passes Defensed
3 at Denver Broncos, Dec 14, 2025
3 vs. Philadelphia Eagles, Jan 07, 2024

Forced Fumbles
1 vs. Carolina Panthers, Nov 02, 2025
1 at Miami Dolphins, Oct 08, 2023
...1 more at 1.

Fumble Recoveries
1 at Los Angeles Rams, Oct 06, 2024
1 vs. Green Bay Packers, Dec 11, 2023
...1 more at 1.

Tackles For Loss
1 vs. Minnesota Vikings, Nov 15, 2026
1 at Tampa Bay Buccaneers, Oct 04, 2026
...8 more at 1.

Interceptions
2 at New England Patriots, Nov 08, 2026
2 vs. Chicago Bears, Oct 11, 2026
...3 more at 2.

Interception Return Yards
48 vs. San Francisco 49ers, Nov 24, 2024
41 vs. Las Vegas Raiders, Nov 07, 2021

Special Teams Tackles
1 at Detroit Lions, Oct 25, 2026
1 at Denver Broncos, Dec 14, 2025
...9 more at 1.

Longest Opp Fumble Return
7 at Los Angeles Rams, Oct 06, 2024

2026 GXG REGULAR SEASON (PACKERS)

DATE	OPPONENT	P/S	TK	S	A	SK	YDS	INT	PD	FF	FR
09/13	at Vikings	S	3	3	0	0.0	0.0	0	0	0	0
09/20	at Jets	S	4	2	2	0.0	0.0	0	0	0	0
09/24	Falcons	S	5	4	1	0.0	0.0	1	1	0	0
10/04	at Buccaneers	S	5	2	3	1.0	8.0	0	0	0	0
10/11	Bears	S	1	1	0	0.0	0.0	2	2	0	0
10/18	Cowboys	S	3	2	1	0.0	0.0	0	0	0	0
10/25	at Lions	S	9	3	6	0.0	0.0	0	0	0	0
10/29	Panthers	S	3	2	1	0.0	0.0	0	1	0	0
11/08	at Patriots	S	4	2	2	0.0	0.0	2	2	0	0
11/15	Vikings	S	6	3	3	0.0	0.0	1	1	0	0
2026 TOTALS		**10-10**	**43**	**24**	**19**	**1.0**	**8.0**	**6**	**7**	**0**	**0**



Ht: 5-11 | Wt: 189 | Born: May 18, 1999 | NFL Games Played/Started: 48/3 | Acquired: FA-22 (PS-Sea.)

AT A GLANCE

- Picked up a first down on 22 of his 28 receptions in 2023-25, a 78.6 percentage that led the team among players with 25-plus catches over that span.
- Played in 16 games with one start last season, recording a career-high four tackles on special teams and a career-best 24.6-yard average on 19 kickoff returns.
- Posted a career-high 16 receptions for 218 yards (13.6 avg.) and a TD along with three carries for 21 yards (7.0 avg.) in just five games in 2023.
- Made his first NFL start at Minnesota in Week 17 in 2023 and posted a career-high six catches for a career-best 105 yards (17.5 avg.) and a TD, becoming the first Packer to post 100-plus receiving yards and a receiving TD in his first NFL start since WR Jarrett Boykin in 2013.
- Was selected by the Seahawks in the seventh round (No. 229 overall) of the 2022 NFL Draft, the first WR from Rutgers to be drafted since Leonte Carroo (third round) by the Miami Dolphins in 2016.
- Appeared in 56 games with 42 starts in five seasons at Rutgers (2017-21), finishing his career ranked No. 3 in school history in games played, No. 6 in receptions (164), tied for No. 8 in 100-yard receiving games (five) and No. 10 in receiving yards (2,011).

2026 SEASON: Has appeared in all 10 games with one start, seeing time on offense and special teams…Has posted five receptions for 34 yards (6.8 avg.), 15 kickoff returns for 400 yards (26.7 avg.) and six tackles on special teams…Is tied for No. 3 in the NFL with two kickoff returns of 45-plus yards (59, 48).

At Minnesota (Sept. 13): Appeared on eight plays on offense and 20 on special teams, returning four kickoffs for a career-high 124 yards (31.0 avg.). Posted a career-long 59-yard kickoff return to the Minnesota 40 late in the first quarter. Downed a Daniel Whelan punt at the Minnesota 4 in the second quarter and also added a 10-yard catch to pick up a first down later in the quarter.

At N.Y. Jets (Sept. 20): Played nine snaps on offense and 16 on special teams.

Vs. Atlanta (Sept. 24): Played 21 snaps on offense and 21 on special teams, tying for the team lead with a season-high two tackles on special teams and returning two kickoffs for 46 yards (23.0 avg.).

At Tampa Bay (Oct. 4): Appeared on 11 plays on offense and 15 on special teams.

Vs. Chicago (Oct. 11): Played 30 snaps on offense and 16 on special teams, posting a season-high three catches for 20 yards (6.7 avg.) and two kickoff returns for 48 yards (24.0 avg.).

Vs. Dallas (Oct. 18): Appeared on 18 plays on offense and 16 on special teams and registered a tackle on special teams.

At Detroit (Oct. 25): Played 13 snaps on offense and 14 on special teams, posting a 4-yard reception and a 24-yard kickoff return.

Vs. Carolina (Oct. 29): Appeared on 25 plays on offense and 21 on special teams, posting a 20-yard kickoff return and a tackle on special teams.

At New England (Nov. 8): Started as the Packers opened with three WRs, appearing on 15 snaps on offense and 21 on special teams. Tied his season high with two tackles on special teams and returned four kickoffs for 110 yards (27.5 avg.), including a 48-yarder to midfield late in the second quarter.

Vs. Minnesota (Nov. 15): Appeared on 10 snaps on special teams. Posted a 28-yard kickoff return in the second quarter, but sustained a thigh injury on the play that would sideline him for the remainder of the game.

REGULAR-SEASON COMPARISON: RECEIVING - LOS ANGELES RAMS

DATE	OPP	W/L	GP/GS	REC	YDS.	AVG.	TD	LG	TGTS	YAC
10/6/24	GB @ LA	W	P	1	12	12.0	0	12	2	4
TOTALS		**1/0**	**1/0**	**1**	**12**	**12.0**	**0**	**12**	**2**	**4**

BO MELTON'S NFL REGULAR-SEASON RUSHING/RECEIVING STATISTICS

				RECEIVING					RUSHING				
DATE	TEAM	GP	GS	NO.	YDS.	AVG.	LG	TD	NO.	YDS.	AVG.	LG	TD
2023	Packers	5	1	16	218	13.6	37	1	3	21	7.0	12	0
2024	Packers	17	0	8	91	11.4	28	0	8	54	6.8	16	0
2025	Packers	16	1	4	107	26.8	45t	1	5	35	7.0	17	0
2026	Packers	10	1	5	34	6.8	10	0	0	0	0.0	0	0
NFL TOTALS		**48**	**3**	**33**	**450**	**13.6**	**45t**	**2**	**16**	**110**	**6.9**	**17**	**0**

BO MELTON'S NFL POSTSEASON RUSHING/RECEIVING STATISTICS

				RECEIVING					RUSHING				
DATE	TEAM	GP	GS	NO.	YDS.	AVG.	LG	TD	NO.	YDS.	AVG.	LG	TD
2023	Packers	2	0	2	26	13.0	19t	1	0	0	0.0	0	0
2024	Packers	1	0	1	16	16.0	16	0	0	0	0.0	0	0
NFL TOTALS		**3**	**0**	**3**	**42**	**14.0**	**19t**	**1**	**0**	**0**	**0.0**	**0**	**0**

BO MELTON'S NFL REGULAR-SEASON RETURN STATISTICS

		KICKOFF RETURNS				
DATE	TEAM	RET.	YDS.	AVG.	LG	TD
2023	Packers	0	0	0.0	0	0
2024	Packers	1	15	15.0	15	0
2025	Packers	19	467	24.6	36	0
2026	Packers	15	400	26.7	59	0
NFL TOTALS		**35**	**882**	**25.2**	**59**	**0**

BO MELTON'S NFL POSTSEASON RETURN STATISTICS

		KICKOFF RETURNS				
DATE	TEAM	RET.	YDS.	AVG.	LG	TD
2023	Packers	0	0	0.0	0	0
2024	Packers	0	0	0.0	0	0
NFL TOTALS		**0**	**0**	**0.0**	**0**	**0**

SINGLE-GAME HIGHS: RUSHING/RECEIVING

Rush Attempts
2 at Detroit Lions, Nov 27, 2025
2 vs. Arizona Cardinals, Oct 13, 2024
...2 more at 2.

Rushing Yards
27 vs. Arizona Cardinals, Oct 13, 2024
17 at New York Giants, Nov 16, 2025

Longest Runs
17 at New York Giants, Nov 16, 2025
16 vs. Arizona Cardinals, Oct 13, 2024
...1 more at 16.

Receptions
6 at Minnesota Vikings, Dec 31, 2023
5 vs. Chicago Bears, Jan 07, 2024

Receiving Yards
105 at Minnesota Vikings, Dec 31, 2023
62 vs. Chicago Bears, Jan 07, 2024

Receiving Average
17.5 at Minnesota Vikings, Dec 31, 2023
12.4 vs. Chicago Bears, Jan 07, 2024

Longest Receptions
45t vs. Chicago Bears, Dec 07, 2025
37 at Minnesota Vikings, Dec 31, 2023

Receiving TDs
1 vs. Chicago Bears, Dec 07, 2025
1 at Minnesota Vikings, Dec 31, 2023

Kickoff Returns
4 at New England Patriots, Nov 08, 2026
4 at Minnesota Vikings, Sep 13, 2026
...2 more at 4.

Kickoff Return Yards
124 at Minnesota Vikings, Sep 13, 2026
110 at New England Patriots, Nov 08, 2026

Longest Kickoff Return
59 at Minnesota Vikings, Sep 13, 2026
48 at New England Patriots, Nov 08, 2026

Kickoff Return Average
31.0 at Minnesota Vikings, Sep 13, 2026
27.5 at New England Patriots, Nov 08, 2026

Special Teams Tackles
2 vs. Atlanta Falcons, Sep 24, 2026
1 vs. Carolina Panthers, Oct 29, 2026
...9 more at 1.

Most TDs
1 vs. Chicago Bears, Dec 07, 2025
1 at Minnesota Vikings, Dec 31, 2023

Scrimmage Yards
105 at Minnesota Vikings, Dec 31, 2023
76 vs. Chicago Bears, Jan 07, 2024

2026 GXG REGULAR SEASON (PACKERS)

			RECEIVING					RUSHING				
DATE	OPPONENT	P/S	NO.	YDS.	AVG.	LG	TD	NO.	YDS.	AVG.	LG	TD
09/13	at Vikings	P	1	10	10.0	10	0	0	0	0.0	0	0
09/20	at Jets	P	0	0	0.0	0	0	0	0	0.0	0	0
09/24	Falcons	P	0	0	0.0	0	0	0	0	0.0	0	0
10/04	at Buccaneers	P	0	0	0.0	0	0	0	0	0.0	0	0
10/11	Bears	P	3	20	6.7	8	0	0	0	0.0	0	0
10/18	Cowboys	P	0	0	0.0	0	0	0	0	0.0	0	0
10/25	at Lions	P	1	4	4.0	4	0	0	0	0.0	0	0
10/29	Panthers	P	0	0	0.0	0	0	0	0	0.0	0	0
11/08	at Patriots	S	0	0	0.0	0	0	0	0	0.0	0	0
11/15	Vikings	P	0	0	0.0	0	0	0	0	0.0	0	0
2026 TOTALS		**10-1**	**5**	**34**	**6.8**	**10**	**0**	**0**	**0**	**0.0**	**0**	**0**

2026 GXG REGULAR SEASON (PACKERS)

			KICKOFF RETURNS					PUNT RETURNS							
DATE	OPPONENT	P/S	RET	YDS	AVG	LG	TD	NO	FC	YDS	AVG	LG	TD	W/L	SCORE
09/13	at Vikings	P	4	124	31.0	59	0	0	0	0	0.0	0	0	L	22-39
09/20	at Jets	P	0	0	0.0	0	0	0	0	0	0.0	0	0	W	20-17+
09/24	Falcons	P	2	46	23.0	25	0	0	0	0	0.0	0	0	L	14-35
10/04	at Buccaneers	P	0	0	0.0	0	0	0	0	0	0.0	0	0	W	17-14
10/11	Bears	P	2	48	24.0	28	0	0	0	0	0.0	0	0	W	31-7
10/18	Cowboys	P	0	0	0.0	0	0	0	0	0	0.0	0	0	W	23-13
10/25	at Lions	P	1	24	24.0	24	0	0	0	0	0.0	0	0	L	17-20
10/29	Panthers	P	1	20	20.0	20	0	0	0	0	0.0	0	0	W	27-19
11/08	at Patriots	S	4	110	27.5	48	0	0	0	0	0.0	0	0	W	45-27
11/15	Vikings	P	1	28	28.0	28	0	0	0	0	0.0	0	0	L	10-30
2026 TOTALS		**10-1**	**15**	**400**	**26.7**	**59**	**0**	**0**	**0**	**0**	**0.0**	**0**	**0**	**6-4**	

+ - Overtime



Ht: 6-3 | Wt: 308 | Born: June 4, 2001 | NFL Games Played/Started: 21/4 | Acquired: D5a-24

AT A GLANCE

- Appeared in seven games with one start last season, making his first NFL start in Week 18 when he opened at center at Minnesota.
- Played in 10 contests as a rookie in 2024, seeing time on special teams.
- Appeared in 59 games with 58 starts in his five seasons at Duke, opening games at three different spots on the offensive line (34 at RG, 12 at C, 12 at RT).
- Earned second-team All-Atlantic Coast honors in 2023 and twice earned All-ACC honorable mention (2021-22) while also being a two-time team captain (2022-23).
- Anchored an offensive line that helped the Blue Devils rank tied for No. 24 in the nation in sacks allowed per game in 2023 (1.31, 17 sacks in 13 games).
- Selected by the Packers with the first of two picks in the fifth round (No. 163 overall) of the 2024 NFL Draft, becoming the second offensive lineman from Duke to be drafted by Green Bay (G Jesse Birchfield, 23rd round in 1956).

2026 SEASON: Has appeared in four games with three starts (at RG), was inactive (quad) for two contests and dressed but did not play in one game…Was placed on injured reserve (quad) on Oct. 26.

At Minnesota (Sept. 13): Made his first career start at RG, playing all 68 snaps and helping to protect QB Jordan Love as he threw for 387 yards and two TDs on 21-of-42 passing, the second-best yardage output of his career.

At N.Y. Jets (Sept. 20): Started at RG and played all 59 snaps.

Vs. Atlanta (Sept. 24): Started at RG and played 59 of 66 snaps, departing in the fourth quarter due to a quad injury. Helped to protect Love as he was sacked only one time on the evening (312 yards and two TDs with one INT on 28-of-53 passing).

At Tampa Bay (Oct. 4): Inactive (quad).

Vs. Chicago (Oct. 11): Inactive (quad).

Vs. Dallas (Oct. 18): Was active, but did not see any action.

At Detroit (Oct. 25): Played five snaps at C in the first quarter in relief of an injured Sean Rhyan (ankle), but sustained a quad injury and was sidelined for the remainder of the game.

JACOB MONK'S NFL REGULAR-SEASON STATISTICS

DATE	TEAM	GP	GS
2024	Packers	10	0
2025	Packers	7	1
2026	Packers	4	3
NFL TOTALS		**21**	**4**

JACOB MONK'S NFL POSTSEASON STATISTICS

DATE	TEAM	GP	GS
2025	Packers	1	0
NFL TOTALS		**1**	**0**

2026 GXG REGULAR SEASON (PACKERS)

DATE	OPPONENT	P/S	
09/13	at Vikings	S	
09/20	at Jets	S	
09/24	Falcons	S	
10/04	at Buccaneers		INACTIVE/INJURY
10/11	Bears		INACTIVE/INJURY
10/18	Cowboys		DID NOT PLAY
10/25	at Lions		INJURED RESERVE
10/29	Panthers		INJURED RESERVE
11/08	at Patriots		INJURED RESERVE
11/15	Vikings		INJURED RESERVE
2026 TOTALS		**3-3**	



Ht: 5-10 | Wt: 195 | Born: September 10, 2000 | NFL Games Played/Started: 59/11 | Acquired: UFA (SF)-26

AT A GLANCE

- Ranked No. 6 in the NFL last season with a career-high 27.5-yard average on kickoff returns (33 returns for 907 yards), highlighted by a 98-yard return at Arizona in Week 11.
- His 27.5-yard average on kickoff returns in 2025 was the third-best mark by a San Francisco 49er since the 1970 AFL-NFL merger (RB Vic Washington, 28.6 in 1972; WR Ted Ginn, 27.6 in 2011).
- In 2025, became the first NFL player to post a kickoff return of 95-plus yards and a punt return of 65-plus yards in a season since 2018 (Dolphins WR Jakeem Grant, Jets WR Andre Roberts).
- Has appeared in 53 games with 11 starts during his NFL career (2022-24 with the Kansas City Chiefs, 2025 with San Francisco) and has registered 48 receptions for 581 yards (12.1 avg.) and a TD, 39 punt returns for 377 yards (9.7 avg.) and 38 kickoff returns for 1,000 yards (26.3 avg.).
- Posted his first NFL touchdown as a rookie on a 4-yard catch in the fourth quarter of the Chiefs' 38-35 win over Philadelphia in Super Bowl LVII.
- Appeared in 30 games at Western Michigan (2019-21), where he earned first-team All-Mid-American Conference honors in 2021 after posting 95 receptions for 1,292 yards (13.6 avg.) and nine TDs.

2026 SEASON: Has appeared in six games, seeing time on offense and special teams…Has posted seven receptions for 35 yards (5.0 avg.), nine punt returns for 133 yards (14.8 avg.) and 13 kickoff returns for 353 yards (27.2 avg.)…Became the first player in team history (since 1941) with 300-plus yards on kickoff returns and 125-plus yards on punt returns in the first four games of a season…Was placed on injured reserve (ankle) on Oct. 17 and was activated on Nov. 14.

At Minnesota (Sept. 13): Appeared on four plays on offense and 11 on special teams, returning two punts for 17 yards (8.5 avg.).

At N.Y. Jets (Sept. 20): Played 21 snaps on offense and 11 on special teams, posting a career-best 92 yards on four punt returns (23.0 avg.) and 116 yards on four kickoff returns (29.0 avg.). Became the first player in team history (since 1933) to post 100-plus yards on kickoff returns and 90-plus yards on punt returns in the same game. His 208 yards on kick returns were the most by a Packer in a game since CB Will Blackmon had 209 at New Orleans on Nov. 24, 2008. Joined WR Randall Cobb (Nov. 14, 2011, vs. Minnesota) as the only Packers since 2000 to register a kickoff return of 40-plus yards (43) and a punt return of 60-plus yards (63) in the same game. His 63-yard punt return with under five minutes remaining in the game to the New York 19 helped set up Green Bay's game-tying FG in the eventual overtime win.

Vs. Atlanta (Sept. 24): Played 34 snaps on offense and nine on special teams, posting three catches for 31 yards (10.3 avg.) and five kickoff returns for a career-high 134 yards (26.8 avg.).

At Tampa Bay (Oct. 4): Appeared on 23 plays on offense and seven on special teams, returning two kickoffs for 52 yards (26.0 avg.) and two punts for 19 yards (9.5 avg.).

Vs. Chicago (Oct. 11): Played 11 snaps on offense and one on special teams before sustaining an ankle injury in the second quarter that ended his afternoon.

Vs. Minnesota (Nov. 15): Appeared on three plays on special teams, recording a 5-yard punt return and two kickoff returns for 51 yards (25.5 avg.). Sustained an ankle injury on the second kickoff return at the end of the first quarter and did not return.

REGULAR-SEASON COMPARISON: RECEIVING - LOS ANGELES RAMS

DATE	OPP	W/L	GP/GS	REC	YDS.	AVG.	TD	LG	TGTS	YAC
11/27/22	KC vs. LA	W	S	5	36	7.2	0	18	6	27
10/2/25	SF @ LA	W	P	0	0	0	0	0	0	0
11/9/25	SF vs. LA	L	P	1	18	18.0	0	18	1	0
TOTALS		**2/1**	**3/1**	**6**	**54**	**9.0**	**0**	**18**	**7**	**27**

SKYY MOORE'S NFL REGULAR-SEASON RUSHING/RECEIVING STATISTICS

				RECEIVING					RUSHING				
DATE	TEAM	GP	GS	NO.	YDS.	AVG.	LG	TD	NO.	YDS.	AVG.	LG	TD
2022	Chiefs	16	3	22	250	11.4	30	0	3	24	8.0	12	0
2023	Chiefs	14	8	21	244	11.6	54	1	3	23	7.7	11	0
2024	Chiefs	6	0	0	0	0.0	0	0	0	0	0.0	0	0
2025	49ers	17	0	5	87	17.4	23	0	2	11	5.5	10	0
2026	Packers	6	0	7	35	5.0	12	0	0	0	0.0	0	0
NFL TOTALS		**59**	**11**	**55**	**616**	**11.2**	**54**	**1**	**8**	**58**	**7.3**	**12**	**0**

SKYY MOORE'S NFL POSTSEASON RUSHING/RECEIVING STATISTICS

				RECEIVING					RUSHING				
DATE	TEAM	GP	GS	NO.	YDS.	AVG.	LG	TD	NO.	YDS.	AVG.	LG	TD
2022	Chiefs	3	0	5	17	3.4	8	1	2	7	3.5	4	0
2025	49ers	2	0	0	0	0.0	0	0	1	3	3.0	3	0
NFL TOTALS		**5**	**0**	**5**	**17**	**3.4**	**8**	**1**	**3**	**10**	**3.3**	**4**	**0**

SKYY MOORE'S NFL REGULAR-SEASON RETURN STATISTICS

		KICKOFF RETURNS					PUNT RETURNS					
DATE	TEAM	RET.	YDS.	AVG.	LG	TD	NO.	FC	YDS.	AVG.	LG	TD
2022	Chiefs	3	50	16.7	23	0	14	4	86	6.1	15	0
2023	Chiefs	0	0	0.0	0	0	0	0	0	0.0	0	0
2024	Chiefs	2	43	21.5	28	0	0	0	0	0.0	0	0
2025	49ers	33	907	27.5	98	0	25	7	291	11.6	66	0
2026	Packers	13	353	27.2	43	0	9	6	133	14.8	63	0
NFL TOTALS		**51**	**1,353**	**26.5**	**98**	**0**	**48**	**17**	**510**	**10.6**	**66**	**0**

SKYY MOORE'S NFL POSTSEASON RETURN STATISTICS

		KICKOFF RETURNS					PUNT RETURNS					
DATE	TEAM	RET.	YDS.	AVG.	LG	TD	NO.	FC	YDS.	AVG.	LG	TD
2022	Chiefs	1	18	18.0	18	0	2	0	29	14.5	29	0
2025	49ers	4	90	22.5	27	0	4	1	16	4.0	10	0
NFL TOTALS		**5**	**108**	**21.6**	**27**	**0**	**6**	**1**	**45**	**7.5**	**29**	**0**

SINGLE-GAME HIGHS: RUSHING/RECEIVING

Rush Attempts
2 at New York Jets, Oct 01, 2023
2 at Houston Texans, Dec 18, 2022

Rushing Yards
19 at New York Jets, Oct 01, 2023
12 at Houston Texans, Dec 18, 2022
...1 more at 12.

Longest Runs
12 at Cincinnati Bengals, Dec 04, 2022
11 at New York Jets, Oct 01, 2023

Receptions
5 vs. Los Angeles Rams, Nov 27, 2022
5 at Los Angeles Chargers, Nov 20, 2022

Receiving Yards
70 at Jacksonville Jaguars, Sep 17, 2023
63 at Los Angeles Chargers, Nov 20, 2022

Receiving Average
23.3 at Jacksonville Jaguars, Sep 17, 2023
12.6 at Los Angeles Chargers, Nov 20, 2022

Longest Receptions
54 at Jacksonville Jaguars, Sep 17, 2023
30 at Arizona Cardinals, Sep 11, 2022

Receiving TDs
1 at Jacksonville Jaguars, Sep 17, 2023

All-Purpose Yards
214 at New York Jets, Sep 20, 2026
165 vs. Atlanta Falcons, Sep 24, 2026

Kickoff Returns
5 vs. Atlanta Falcons, Sep 24, 2026
4 at New York Jets, Sep 20, 2026
...3 more at 4.

Kickoff Return Yards
134 vs. Atlanta Falcons, Sep 24, 2026
116 at New York Jets, Sep 20, 2026

Longest Kickoff Return
98 at Arizona Cardinals, Nov 16, 2025
43 at New York Jets, Sep 20, 2026
...1 more at 43.

Fair Catches
3 vs. Los Angeles Chargers, Sep 15, 2022
2 at Tampa Bay Buccaneers, Oct 04, 2026
...2 more at 2.

Punt Return Yards
92 at New York Jets, Sep 20, 2026
69 at Cleveland Browns, Nov 30, 2025

Longest Punt Return
66 at Cleveland Browns, Nov 30, 2025
63 at New York Jets, Sep 20, 2026

Punt Returns
4 at New York Jets, Sep 20, 2026
4 at Seattle Seahawks, Sep 07, 2025
...1 more at 4.

Punt Return Average
23.0 at New York Jets, Sep 20, 2026
10.3 at Arizona Cardinals, Sep 11, 2022

Kickoff Return Average
29.0 at New York Jets, Sep 20, 2026
28.0 at Indianapolis Colts, Dec 22, 2025

Most TDs
1 at Jacksonville Jaguars, Sep 17, 2023

Scrimmage Yards
70 at Jacksonville Jaguars, Sep 17, 2023
63 at Los Angeles Chargers, Nov 20, 2022

2026 GXG REGULAR SEASON (PACKERS)

			RECEIVING					RUSHING				
DATE	OPPONENT	P/S	NO.	YDS.	AVG.	LG	TD	NO.	YDS.	AVG.	LG	TD
09/13	at Vikings	P	0	0	0.0	0	0	0	0	0.0	0	0
09/20	at Jets	P	2	6	3.0	7	0	0	0	0.0	0	0
09/24	Falcons	P	3	31	10.3	12	0	0	0	0.0	0	0
10/04	at Buccaneers	P	1	-2	-2.0	-2	0	0	0	0.0	0	0
10/11	Bears	P	1	0	0.0	0	0	0	0	0.0	0	0
10/18	Cowboys					INJURED RESERVE						
10/25	at Lions					INJURED RESERVE						
10/29	Panthers					INJURED RESERVE						
11/08	at Patriots					INJURED RESERVE						
11/15	Vikings	P	0	0	0.0	0	0	0	0	0.0	0	0
2026 TOTALS		**6-0**	**7**	**35**	**5.0**	**12**	**0**	**0**	**0**	**0.0**	**0**	**0**

2026 GXG REGULAR SEASON (PACKERS)

			KICKOFF RETURNS					PUNT RETURNS							
DATE	OPPONENT	P/S	RET	YDS	AVG	LG	TD	NO	FC	YDS	AVG	LG	TD	W/L	SCORE
09/13	at Vikings	P	0	0	0.0	0	0	2	2	17	8.5	12	0	L	22-39
09/20	at Jets	P	4	116	29.0	43	0	4	0	92	23.0	63	0	W	20-17+
09/24	Falcons	P	5	134	26.8	32	0	0	2	0	0.0	0	0	L	14-35
10/04	at Buccaneers	P	2	52	26.0	28	0	2	2	19	9.5	11	0	W	17-14
10/11	Bears	P	0	0	0.0	0	0	0	0	0	0.0	0	0	W	31-7
10/18	Cowboys					INJURED RESERVE								W	23-13
10/25	at Lions					INJURED RESERVE								L	17-20
10/29	Panthers					INJURED RESERVE								W	27-19
11/08	at Patriots					INJURED RESERVE								W	45-27
11/15	Vikings	P	2	51	25.5	26	0	1	0	5	5.0	5	0	L	10-30
2026 TOTALS		**6-0**	**13**	**353**	**27.2**	**43**	**0**	**9**	**6**	**133**	**14.8**	**63**	**0**	**6-4**	

+ - Overtime



Ht: 6-5 | Wt: 311 | Born: August 4, 2001 | NFL Games Played/Started: 33/23 | Acquired: D1-24

AT A GLANCE

- Started 13 contests in his first two seasons (2024-25), opening games at four different spots on the offensive line (seven at RG, three at LG, two at RT, one at LT).
- Appeared in all 17 games with 12 starts last season and was part of a line that helped the Packers rank tied for No. 7 in the league in sacks allowed (29), No. 3 in giveaways (13) and No. 2 in third-down conversions (48.8 pct.).
- Saw action at RG as part of a rotation with Sean Rhyan in five games (Weeks 1-2, 6-8) and started one contest (Week 9) at LG as a rookie in 2024.
- Appeared in 41 games with 37 starts at LT during his five seasons at the University of Arizona, starting all 33 games he played in over his final three seasons.
- Earned first-team All-Pacific-12 honors from The Associated Press and from the coaches in 2023, helping the Wildcats rank in the top 20 in the nation in total offense (No. 20, 448.0 ypg), passing offense (No. 8, 308.3 ypg) and scoring offense (No. 18, 34.6 ppg).
- Allowed only two sacks in 787 snaps of work in 2023 as he led the Arizona offensive line in total blocking grade (84.3), run-blocking grade (77.0) and pass-blocking grade (87.3), per Pro Football Focus.
- Selected by the Packers in the first round (No. 25 overall) of the 2024 NFL Draft, the first offensive lineman from the University of Arizona to be picked in the first round since John Fina (No. 27 overall) by Buffalo in 1992.

2026 SEASON: Has started all 10 games at LT...Has helped protect QB Jordan Love, who ranks No. 2 in the NFL in passing yards (2,838) and tied for No. 8 in TD passes (20).

At Minnesota (Sept. 13): Started at LT and played all 68 snaps, helping to protect Love as he threw for 387 yards and two TDs on 21-of-42 passing, the second-best yardage output of his career.

At N.Y. Jets (Sept. 20): Started at LT and played all 59 snaps.

Vs. Atlanta (Sept. 24): Started at LT and played all 66 snaps, helping to protect Love as he was sacked only one time on the evening (312 yards and two TDs with one INT on 28-of-53 passing).

At Tampa Bay (Oct. 4): Started at LT and played all 60 snaps, part of a line that allowed zero sacks and two QB hits on the afternoon.

Vs. Chicago (Oct. 11): Started at LT and played all 61 snaps, helping to protect Love as he posted a career-high 137.5 passer rating (25 of 31 for 367 yards and two TDs with no INTs).

Vs. Dallas (Oct. 18): Started at LT and played all 75 snaps, part of a line that helped Love throw for 276 yards and a TD on 23-of-41 passing.

At Detroit (Oct. 25): Started at LT and appeared on all 67 snaps, helping to protect Love (274 yards passing and two TDs with one INT) as the line allowed only one sack on the afternoon.

Vs. Carolina (Oct. 29): Started at LT and played all 69 snaps, part of a line that did not allow a sack of Love as he threw for 288 yards and three TDs on 30-of-41 passing.

At New England (Nov. 8): Started at LT and played 58 of 66 snaps, helping to protect Love as he posted a career-high 153.2 passer rating and a season-best 372 passing yards and three TDs on 23-of-29 passing. Came out of the game in the fourth quarter with the Packers holding a 45-21 lead.

Vs. Minnesota (Nov. 15): Started at LT and played all 55 snaps.

JORDAN MORGAN'S NFL REGULAR-SEASON STATISTICS

DATE	TEAM	GP	GS
2024	Packers	6	1
2025	Packers	17	12
2026	Packers	10	10
NFL TOTALS		**33**	**23**

JORDAN MORGAN'S NFL POSTSEASON STATISTICS

DATE	TEAM	GP	GS
2025	Packers	1	1
NFL TOTALS		**1**	**1**

2026 GXG REGULAR SEASON (PACKERS)

DATE	OPPONENT	P/S
09/13	at Vikings	S
09/20	at Jets	S
09/24	Falcons	S
10/04	at Buccaneers	S
10/11	Bears	S
10/18	Cowboys	S
10/25	at Lions	S
10/29	Panthers	S
11/08	at Patriots	S
11/15	Vikings	S
2026 TOTALS		**10-10**



Ht: 6-6 | Wt: 253 | Born: September 2, 2000 | NFL Games Played/Started: 35/22 | Acquired: D2a-23

AT A GLANCE

- Appeared in a career-high 17 games with a career-best 10 starts last season and posted 24 receptions for 252 yards (10.5 avg.).
- Tied the franchise rookie record (Bubba Franks, 2000) for the most receptions by a tight end with 34 in 2023 despite missing six contests due to injury.
- Finished with 352 receiving yards in 2023, good for No. 3 among rookie TEs in team history behind only Franks (363 in 2000) and Tucker Kraft (355 in 2023).
- Ranked No. 3 in the NFL among rookie tight ends in receptions and yards per reception (min. 20 rec.) and No. 4 in receiving yards in 2023.
- Ranked No. 2 among Pacific-12 tight ends and No. 8 among tight ends in the Power Five in yards per reception (14.3) in 2021-22.
- Set career highs in games played (13), games started (nine), receptions (22) and receiving yards (304) in 2021. Also blocked a punt and returned it 27 yards for a TD.
- Became the highest-drafted tight end out of Oregon State in school history and was the highest-drafted TE by Green Bay since Franks (first round, No. 14 overall) in 2000.

REGULAR-SEASON COMPARISON: RECEIVING - LOS ANGELES RAMS

DATE	OPP	W/L	GP/GS	REC	YDS.	AVG.	TD	LG	TGTS	YAC
11/5/23	GB vs. LA	W	S	3	51	17.0	1	25	4	26
TOTALS		**1/0**	**1/1**	**3**	**51**	**17.0**	**1**	**25**	**4**	**26**

LUKE MUSGRAVE'S NFL REGULAR-SEASON RECEIVING STATISTICS

				RECEIVING				
DATE	TEAM	GP	GS	NO.	YDS.	AVG.	LG	TD
2023	Packers	11	9	34	352	10.4	37	1
2024	Packers	7	3	7	45	6.4	19	0
2025	Packers	17	10	24	252	10.5	26	0
NFL TOTALS		**35**	**22**	**65**	**649**	**10.0**	**37**	**1**

LUKE MUSGRAVE'S NFL POSTSEASON RECEIVING STATISTICS

				RECEIVING				
DATE	TEAM	GP	GS	NO.	YDS.	AVG.	LG	TD
2023	Packers	2	1	6	66	11.0	38t	1
2024	Packers	1	0	0	0	0.0	0	0
2025	Packers	1	1	1	9	9.0	9	0
NFL TOTALS		**4**	**2**	**7**	**75**	**10.7**	**38t**	**1**

SINGLE-GAME HIGHS: RECEIVING

Receptions
6 at Las Vegas Raiders, Oct 09, 2023
6 vs. New Orleans Saints, Sep 24, 2023

Receiving Yards
64 at Pittsburgh Steelers, Nov 12, 2023
52 at Denver Broncos, Dec 14, 2025

Receiving Average
17.0 vs. Los Angeles Rams, Nov 05, 2023
16.7 at Chicago Bears, Sep 10, 2023

Longest Receptions
37 at Chicago Bears, Sep 10, 2023
36 at Pittsburgh Steelers, Nov 12, 2023

Receiving TDs
1 vs. Los Angeles Rams, Nov 05, 2023

2026 GXG REGULAR SEASON (PACKERS)

			RECEIVING					RUSHING				
DATE	OPPONENT	P/S	NO.	YDS.	AVG.	LG	TD	NO.	YDS.	AVG.	LG	TD
09/13	at Vikings						RESERVE/PUP					
09/20	at Jets						RESERVE/PUP					
09/24	Falcons						RESERVE/PUP					
10/04	at Buccaneers						RESERVE/PUP					
10/11	Bears						RESERVE/PUP					
10/18	Cowboys						RESERVE/PUP					
10/25	at Lions						RESERVE/PUP					
10/29	Panthers						RESERVE/PUP					
11/08	at Patriots						RESERVE/PUP					
11/15	Vikings						RESERVE/PUP					
2026 TOTALS		**0-0**	**0**	**0**	**0.0**	**0**	**0**	**0**	**0**	**0.0**	**0**	**0**



Ht: 6-3 | Wt: 234 | Born: December 2, 1997 | NFL Games Played/Started: 81/3 | Acquired: FA-25

AT A GLANCE

- Last name is pronounced NEE-min.
- Played in seven regular-season games and one postseason contest for the Packers in 2025 after spending the offseason with the Houston Texans.
- Appeared in 64 games with three starts for the Chargers from 2021-24 after being drafted by Los Angeles in the sixth round (No. 185 overall) of the 2021 NFL Draft.
- Has posted 47 tackles on special teams in his career, including three seasons with double-digit stops (14 in 2021 / 11 in 2024 and 2025).
- Registered 51 tackles (26 solo), a tackle for a loss, a QB hit, an interception and three passes defensed from 2021-25.
- Played in 44 games with 21 starts in four seasons at Iowa (2017-20), recording 77 tackles (37 solo), 2½ tackles for loss, two sacks, an INT and a fumble recovery.

2026 SEASON: Has played in all 10 games on special teams and has recorded nine tackles (No. 2 on the team) while also appearing on defense, recording six tackles (four solo), three NGS QB pressures and a pass defensed.

At Minnesota (Sept. 13): Appeared on 24 special teams snaps, recording one tackle.

At N.Y. Jets (Sept. 20): Played 25 special teams snaps, posting one tackle.

Vs. Atlanta (Sept. 24): Played 22 snaps on special teams, recording one tackle.

At Tampa Bay (Oct. 4): Saw action on 16 special teams snaps.

Vs. Chicago (Oct. 11): Appeared on 18 special teams snaps and recorded two tackles.

Vs. Dallas (Oct. 18): Played 16 snaps on special teams.

At Detroit (Oct. 25): Saw action on 16 special teams snaps, posting two tackles. Also appeared on one defensive snap.

Vs. Carolina (Oct. 29): Played 22 special teams snaps, registering one tackle while also appearing on one defensive snap.

At New England (Nov. 8): Played 59 defensive snaps in place of an injured Ty'Ron Hopper (chest), posting six tackles (four solo), three QB pressures and a pass defensed. Also played 25 snaps on special teams, recording one tackle.

Vs. Minnesota (Nov. 15): Saw action on 23 special teams snaps and one defensive snap.

REGULAR-SEASON COMPARISON: DEFENSIVE - LOS ANGELES RAMS

				TACKLES									MISC		
DATE	OPP	W/L	GP/GS	TOT	SOLO	ASST	SACK	YDS.	INT	TFL	PD	QBH	TD	FF	FR
1/1/23	LAC vs. LA	W	P	0	0	0	0.0	0.0	0	0	0	0	0	0	0
TOTALS		**1/0**	**1/0**	**0**	**0**	**0**	**0.0**	**0.0**	**0**	**0**	**0**	**0**	**0**	**0**	**0**

NICK NIEMANN'S NFL REGULAR-SEASON DEFENSIVE STATISTICS

				TACKLES						INTERCEPTIONS										ST			MISC	
YEAR	TEAM	GP	GS	TK	S	A	TFL	YDS	SK	YDS	QBH	NO	YDS	LG	TD	PD	FF	FR	TD	YDS	TK	S	A	FF	FR	S	A
2021	Chargers	17	0	8	5	3	0	0	0.0	0.0	0	1	0	0	0	1	0	0	0	0	14	10	4	0	0	0	0
2022	Chargers	17	0	0	0	0	0	0	0.0	0.0	0	0	0	0	0	0	0	0	0	0	3	0	3	0	0	0	0
2023	Chargers	17	3	33	16	17	1	3	0.0	0.0	1	0	0	0	0	1	0	1	0	0	8	7	1	0	0	0	0
2024	Chargers	13	0	10	5	5	0	0	0.0	0.0	0	0	0	0	0	1	0	0	0	0	11	6	5	0	0	0	0
2025	Packers	7	0	0	0	0	0	0	0.0	0.0	0	0	0	0	0	0	0	0	0	0	11	6	5	0	0	0	0
2026	Packers	10	0	6	4	2	0	0	0.0	0.0	0	0	0	0	0	1	0	0	0	0	9	5	4	0	0	0	0
NFL TOTALS		**81**	**3**	**57**	**30**	**27**	**1**	**3**	**0.0**	**0.0**	**1**	**1**	**0**	**0**	**0**	**4**	**0**	**1**	**0**	**0**	**56**	**34**	**22**	**0**	**0**	**0**	**0**

NICK NIEMANN'S NFL POSTSEASON DEFENSIVE STATISTICS

				TACKLES						INTERCEPTIONS										ST			MISC	
YEAR	TEAM	GP	GS	TK	S	A	TFL	YDS	SK	YDS	QBH	NO	YDS	LG	TD	PD	FF	FR	TD	YDS	TK	S	A	FF	FR	S	A
2022	Chargers	1	0	0	0	0	0	0	0.0	0.0	0	0	0	0	0	0	0	0	0	0	0	0	0	0	0	0	0
2024	Chargers	1	0	0	0	0	0	0	0.0	0.0	0	0	0	0	0	0	0	0	0	0	1	0	1	0	0	0	0
2025	Packers	1	0	0	0	0	0	0	0.0	0.0	0	0	0	0	0	0	0	0	0	0	1	1	0	0	0	0	0
NFL TOTALS		**3**	**0**	**0**	**0**	**0**	**0**	**0**	**0.0**	**0.0**	**0**	**0**	**0**	**0**	**0**	**0**	**0**	**0**	**0**	**0**	**2**	**1**	**1**	**0**	**0**	**0**	**0**

SINGLE-GAME HIGHS: DEFENSIVE

Total Tackles	10 at Denver Broncos, Dec 31, 2023 8 vs. Baltimore Ravens, Nov 25, 2024 ...2 more at 8.
Solo Tackles	6 at Denver Broncos, Dec 31, 2023 5 at Minnesota Vikings, Sep 24, 2023
Passes Defensed	1 at New England Patriots, Nov 08, 2026 1 at Cleveland Browns, Nov 03, 2024 ...2 more at 1.
Tackles For Loss	1 at Denver Broncos, Dec 31, 2023
Interceptions	1 vs. New York Giants, Dec 12, 2021
Special Teams Tackles	4 vs. Detroit Lions, Sep 07, 2025 4 at Cleveland Browns, Nov 03, 2024

SINGLE-GAME HIGHS - POSTSEASON: DEFENSIVE

Special Teams Tackles	1 at Chicago Bears, Jan 10, 2026 1 at Houston Texans, Jan 11, 2025

2026 GXG REGULAR SEASON (PACKERS)

DATE OPPONENT	P/S	TK	S	A	SK	YDS	INT	PD	FF	FR
09/13 at Vikings	P	0	0	0	0.0	0.0	0	0	0	0
09/20 at Jets	P	0	0	0	0.0	0.0	0	0	0	0
09/24 Falcons	P	0	0	0	0.0	0.0	0	0	0	0
10/04 at Buccaneers	P	0	0	0	0.0	0.0	0	0	0	0
10/11 Bears	P	0	0	0	0.0	0.0	0	0	0	0
10/18 Cowboys	P	0	0	0	0.0	0.0	0	0	0	0
10/25 at Lions	P	0	0	0	0.0	0.0	0	0	0	0
10/29 Panthers	P	0	0	0	0.0	0.0	0	0	0	0
11/08 at Patriots	P	6	4	2	0.0	0.0	0	1	0	0
11/15 Vikings	P	0	0	0	0.0	0.0	0	0	0	0
2026 TOTALS	**10-0**	**6**	**4**	**2**	**0.0**	**0.0**	**0**	**1**	**0**	**0**



Ht: 5-10 | Wt: 200 | Born: June 22, 1997 | NFL Games Played/Started: 118/61 | Acquired: FA-22

AT A GLANCE

- First name is pronounced KEY-shawn.
- Was named to his first career Pro Bowl Games in 2025 as a replacement for Seahawks CB Devon Witherspoon, who was unable to participate due to the Super Bowl.
- Was the only CB in the league and one of eight players to record 70-plus tackles, six-plus passes defensed and an interception in each of the past three seasons (2023-25).
- Was one of only two players in the NFL (Colts S Camryn Bynum) to play in all 17 games and post at least one INT in each of the last four seasons (2022-25).
- Became just the fourth kick returner to be named first-team All-Pro by The Associated Press in back-to-back years (2022-23), joining Cordarrelle Patterson (2019-20), Devin Hester (2006-07) and Mel Gray (1990-91). Became the first Packer to earn a spot on the AP All-Pro team at KR since the position was added in 1976.
- In 2022-23, joined Al Carmichael (1956-57) as the only players in team history to lead the NFL in kickoff return yards in back-to-back seasons (min. 20 att.).
- Spent the first three years of his career (2019-21) with the Raiders, appearing in 40 games with two starts.

2026 SEASON: Has started all 10 contests, recording 54 tackles (No. 3 on the team), 39 solo tackles (No. 2 on the team), a half-sack, an interception, five tackles for a loss, eight passes defensed (tied for No. 2 on the team) and two QB hits...Has15 havoc plays (TFL, FF, INT, PBU or sack - TruMedia).

At Minnesota (Sept. 13): Was one of five Packers to play all 65 defensive snaps, finishing No. 3 on the team with four tackles (all solo), a tackle for a loss as well as an interception, a pass defensed and a team-best two QB hits. According to Next Gen Stats, recorded three havoc plays (TFL, FF, INT, PBU or sack), tied for No. 3 in the NFL in Week 1.

At N.Y. Jets (Sept. 20): One of six Packers to see action on all 74 defensive snaps, registering seven tackles (six solo, tied for No. 2 on the team). In the second quarter, came up to help LB Edgerrin Cooper stop RB Breece Hall for a loss of a yard on a run Hall bounced to the outside.

Vs. Atlanta (Sept. 24): Played on 70 of 71 defensive snaps and finished with six tackles (three solo).

At Tampa Bay (Oct. 4): One of four Packers to play all 63 defensive snaps, tying for No. 3 on the team with seven tackles (four solo), two passes defensed and a tackle for a loss when he beat a block on a wide-receiver screen in the fourth quarter to drop WR Chris Godwin Jr. for a loss of 3 yards.

Vs. Chicago (Oct. 11): Saw action on 61 defensive plays, recording six tackles (four solo), a tackle for a loss and a pass defensed on a third-and-1 with Chicago at the GB 1 late in the second quarter. With Chicago at the GB 3 early in the fourth quarter, teamed with LB Zaire Franklin to take down WR Luther Burden III on an end-around for a loss of 6 yards on third down.

Vs. Dallas (Oct. 18): One of four Packers to play all 78 defensive snaps, leading the team with eight tackles (all solo). Has posted a career-best eight solo tackles in a game in each of the past three seasons (2024-26).

At Detroit (Oct. 25): Saw action on 67 of 68 defensive plays, recording four tackles (all solo), two tackles for a loss and two passes defensed. On a fourth-and-1 with just under five minutes to play in the fourth quarter, came off the edge to drop RB Jahmyr Gibbs for a loss of 2 yards and give GB the ball at the DET 22.

Vs. Carolina (Oct. 29): Played 72 of 73 defensive snaps and registered two tackles (both solo).

At New England (Nov. 8): Saw action on 51 defensive plays and tied for No. 4 on the team with four tackles (three solo).

Vs. Minnesota (Nov. 15): One of three Packers to play all 69 defensive snaps, finishing with five tackles (two solo) and two passes defensed, with both coming in the end zone against WR Justin Jefferson with the Vikings inside the 5-yard line.

REGULAR-SEASON COMPARISON: DEFENSIVE - LOS ANGELES RAMS

				TACKLES									MISC		
DATE	OPP	W/L	GP/GS	TOT	SOLO	ASST	SACK	YDS.	INT	TFL	PD	QBH	TD	FF	FR
12/19/22	GB vs. LA	W	S	3	3	0	0.0	0.0	0	0	0	0	0	0	0
11/5/23	GB vs. LA	W	S	5	5	0	0.0	0.0	0	0	0	0	0	0	0
10/6/24	GB @ LA	W	S	5	4	1	0.0	0.0	0	1	1	0	0	0	0
TOTALS		**3/0**	**3/3**	**13**	**12**	**1**	**0.0**	**0.0**	**0**	**1**	**1**	**0**	**0**	**0**	**0**

KEISEAN NIXON'S NFL REGULAR-SEASON DEFENSIVE STATISTICS

				TACKLES						INTERCEPTIONS										ST			MISC	
YEAR	TEAM	GP	GS	TK	S	A	TFL	YDS	SK	YDS	QBH	NO	YDS	LG	TD	PD	FF	FR	TD	YDS	TK	S	A	FF	FR	S	A
2019	Raiders	14	0	3	3	0	0	0	0.0	0.0	0	0	0	0	0	1	0	0	0	0	9	9	0	0	0	0	0
2020	Raiders	15	1	9	6	3	0	0	0.0	0.0	1	0	0	0	0	0	0	0	0	0	5	3	2	0	0	0	0
2021	Raiders	11	1	8	6	2	0	0	0.0	0.0	1	0	0	0	0	0	0	0	0	0	4	1	3	0	0	0	0
2022	Packers	17	4	17	14	3	1	2	0.0	0.0	0	1	1	1	0	2	1	0	0	0	6	4	2	0	0	0	0
2023	Packers	17	13	79	58	21	3	8	0.5	4.0	1	1	2	2	0	6	0	0	0	0	1	1	0	0	2	0	0
2024	Packers	17	15	88	61	27	8	34	3.0	19.0	6	1	16	16	0	7	3	0	0	0	0	0	0	0	0	0	0
2025	Packers	17	17	72	58	14	3	14	0.0	0.0	1	1	0	0	0	17	0	1	0	22	0	0	0	0	0	0	0
2026	Packers	10	10	54	39	15	5	14	0.5	4.0	2	1	11	11	0	8	0	0	0	0	0	0	0	0	0	0	0
NFL TOTALS		**118**	**61**	**330**	**245**	**85**	**20**	**72**	**4.0**	**27.0**	**12**	**5**	**30**	**16**	**0**	**41**	**4**	**1**	**0**	**22**	**25**	**18**	**7**	**0**	**2**	**0**	**0**

KEISEAN NIXON'S NFL POSTSEASON DEFENSIVE STATISTICS

			TACKLES							INTERCEPTIONS										ST			MISC	
YEAR	TEAM	GP	GS	TK	S	A	TFL	YDS	SK	YDS	QBH	NO	YDS	LG	TD	PD	FF	FR	TD	YDS	TK	S	A	FF	FR	S	A
2021	Raiders	1	0	0	0	0	0	0	0.0	0.0	0	0	0	0	0	0	0	0	0	0	2	0	2	0	0	0	0
2023	Packers	2	1	16	10	6	1	6	1.0	6.0	1	0	0	0	0	2	0	0	0	0	0	0	0	0	0	0	0
2024	Packers	1	0	2	1	1	0	0	0.0	0.0	0	0	0	0	0	0	0	0	0	0	0	0	0	0	0	0	0
2025	Packers	1	1	6	4	2	0	0	0.0	0.0	0	0	0	0	0	0	0	0	0	0	0	0	0	0	0	0	0
NFL TOTALS		**5**	**2**	**24**	**15**	**9**	**1**	**6**	**1.0**	**6.0**	**1**	**0**	**0**	**0**	**0**	**2**	**0**	**0**	**0**	**0**	**2**	**0**	**2**	**0**	**0**	**0**	**0**

KEISEAN NIXON'S NFL REGULAR-SEASON RETURN STATISTICS

		KICKOFF RETURNS					PUNT RETURNS					
DATE	TEAM	RET.	YDS.	AVG.	LG	TD	NO.	FC	YDS.	AVG.	LG	TD
2019	Raiders	3	63	21.0	26	0	0	0	0	0.0	0	0
2020	Raiders	3	21	7.0	18	0	0	0	0	0.0	0	0
2021	Raiders	0	0	0.0	0	0	0	0	0	0.0	0	0
2022	Packers	35	1,009	28.8	105t	1	11	0	140	12.7	24	0
2023	Packers	30	782	26.1	51	0	14	1	95	6.8	34	0
2024	Packers	18	528	29.3	43	0	4	0	48	12.0	39	0
2025	Packers	0	0	0.0	0	0	3	1	3	1.0	3	0
2026	Packers	0	0	0.0	0	0	0	0	0	0.0	0	0
NFL TOTALS		**89**	**2,403**	**27.0**	**105t**	**1**	**32**	**2**	**286**	**8.9**	**39**	**0**

KEISEAN NIXON'S NFL POSTSEASON RETURN STATISTICS

		KICKOFF RETURNS					PUNT RETURNS					
DATE	TEAM	RET.	YDS.	AVG.	LG	TD	NO.	FC	YDS.	AVG.	LG	TD
2021	Raiders	0	0	0.0	0	0	0	0	0	0.0	0	0
2023	Packers	2	97	48.5	73	0	0	0	0	0.0	0	0
2024	Packers	4	95	23.8	28	0	0	0	0	0.0	0	0
2025	Packers	3	69	23.0	28	0	0	0	0	0.0	0	0
NFL TOTALS		**9**	**261**	**29.0**	**73**	**0**	**0**	**0**	**0**	**0.0**	**0**	**0**

SINGLE-GAME HIGHS: DEFENSIVE

Total Tackles
11 at Minnesota Vikings, Dec 31, 2023
10 at Detroit Lions, Dec 05, 2024

Solo Tackles
8 vs. Dallas Cowboys, Oct 18, 2026
8 at New York Giants, Nov 16, 2025
...1 more at 8.

Sacks
1.0 vs. New Orleans Saints, Dec 23, 2024
1.0 vs. Minnesota Vikings, Sep 29, 2024
...1 more at 1.0.

Passes Defensed
5 vs. Washington Commanders, Sep 11, 2025
2 vs. Minnesota Vikings, Nov 15, 2026
...8 more at 2.

Forced Fumbles
1 vs. San Francisco 49ers, Nov 24, 2024
1 vs. Minnesota Vikings, Sep 29, 2024
...1 more at 1.

Tackles For Loss
2 at Detroit Lions, Oct 25, 2026
2 vs. Chicago Bears, Jan 05, 2025
...1 more at 2.

Interceptions
1 at Minnesota Vikings, Sep 13, 2026
1 vs. Chicago Bears, Dec 07, 2025
...3 more at 1.

Interception Return Yards
16 at Detroit Lions, Dec 05, 2024
11 at Minnesota Vikings, Sep 13, 2026

SINGLE-GAME HIGHS: SPECIAL TEAMS

Kickoff Returns
5 at Pittsburgh Steelers, Nov 12, 2023
5 vs. Detroit Lions, Sep 28, 2023
...3 more at 5.

Kickoff Return Yards
172 at Philadelphia Eagles, Nov 27, 2022
139 at Pittsburgh Steelers, Nov 12, 2023

Longest Kickoff Return
105t vs. Minnesota Vikings, Jan 01, 2023
93 at Miami Dolphins, Dec 25, 2022

Punt Return Yards
39 vs. Arizona Cardinals, Oct 13, 2024
38 vs. Detroit Lions, Jan 08, 2023

Longest Punt Return
39 vs. Arizona Cardinals, Oct 13, 2024
34 vs. Detroit Lions, Sep 28, 2023

Punt Returns
4 vs. Detroit Lions, Jan 08, 2023
2 vs. Washington Commanders, Sep 11, 2025
...7 more at 2.

Punt Return Average
9.5 vs. Detroit Lions, Jan 08, 2023

Kickoff Return Average
34.4 at Philadelphia Eagles, Nov 27, 2022
27.8 at Pittsburgh Steelers, Nov 12, 2023

Special Teams Tackles
3 at Los Angeles Chargers, Dec 22, 2019
2 at Washington Commanders, Oct 23, 2022
...3 more at 2.

2026 GXG REGULAR SEASON (PACKERS)

DATE	OPPONENT	P/S	TK	S	A	SK	YDS	INT	PD	FF	FR
09/13	at Vikings	S	5	3	2	0.5	4.0	1	1	0	0
09/20	at Jets	S	7	6	1	0.0	0.0	0	0	0	0
09/24	Falcons	S	6	3	3	0.0	0.0	0	0	0	0
10/04	at Buccaneers	S	7	4	3	0.0	0.0	0	2	0	0
10/11	Bears	S	6	4	2	0.0	0.0	0	1	0	0
10/18	Cowboys	S	8	8	0	0.0	0.0	0	0	0	0
10/25	at Lions	S	4	4	0	0.0	0.0	0	2	0	0
10/29	Panthers	S	2	2	0	0.0	0.0	0	0	0	0
11/08	at Patriots	S	4	3	1	0.0	0.0	0	0	0	0
11/15	Vikings	S	5	2	3	0.0	0.0	0	2	0	0
2026 TOTALS		**10-10**	**54**	**39**	**15**	**0.5**	**4.0**	**1**	**8**	**0**	**0**



Ht: 6-2 | Wt: 216 | Born: October 10, 2000 | NFL Games Played/Started: 36/0 | Acquired: D5b-24

AT A GLANCE

- Name is pronounced kuh-TAWN oh-luh-DAPP-oh.
- Played in all 17 games in 2025, recording five tackles on special teams and five tackles (four solo) and a pass defensed on defense.
- Appeared in nine games as a rookie in 2024, posting four tackles (one solo) on defense and three tackles on special teams.
- Has played in two postseason contests over his first two seasons and in the 2025 NFC Wild Card contest at Chicago, registered a pass defensed and a tackle on defense along with a recovery of a Green Bay fumble on special teams.
- Played in 46 games with 38 starts in five seasons (2019-23) at Oregon State, recording 248 tackles (145 solo), 15½ tackles for a loss, 6½ sacks, five QB hurries, three INTs, 27 passes defensed, two forced fumbles and a fumble recovery.
- Earned first-team All-America honors from Pro Football Focus and first-team All-Pacific-12 recognition from The Associated Press in 2023.
- Earned first-team all-state honors at Central Catholic High School (Portland Ore.), helping the Rams to a state title in 2017.

2026 SEASON: Has played in all 10 games on special teams, registering two tackles while also appearing on defense, recording four tackles (two solo).

At Minnesota (Sept. 13): Appeared on 12 special teams snaps.

At N.Y. Jets (Sept. 20): Saw action on 17 special teams snaps.

Vs. Atlanta (Sept. 24): Appeared on 12 special teams snaps.

At Tampa Bay (Oct. 4): Played 10 special teams snaps.

Vs. Chicago (Oct. 11): Appeared on eight defensive snaps, recording one tackle (solo). Also saw action on 12 special teams snaps.

Vs. Dallas (Oct. 18): Saw action on 11 special teams snaps.

At Detroit (Oct. 25): Played 10 snaps on special teams.

Vs. Carolina (Oct. 29): Appeared on 18 special teams snaps, registering one tackle while seeing action on one defensive snap.

At New England (Nov. 8): Played 14 defensive snaps, recording three tackles (one solo) while also appearing on 23 special teams snaps.

Vs. Minnesota (Nov. 15): Saw action on 17 special teams snaps, posting a tackle.

REGULAR-SEASON COMPARISON: DEFENSIVE - LOS ANGELES RAMS

				TACKLES								MISC		
DATE	OPP	W/L	GP/GS	TOT	SOLO	ASST	SACK	YDS.	INT	TFL	PD	QBH	TD	FF	FR
10/6/24	GB @ LA	W	P	0	0	0	0.0	0.0	0	0	0	0	0	0	0
TOTALS		**1/0**	**1/0**	**0**	**0**	**0**	**0.0**	**0.0**	**0**	**0**	**0**	**0**	**0**	**0**	**0**

KITAN OLADAPO'S NFL REGULAR-SEASON DEFENSIVE STATISTICS

				TACKLES						INTERCEPTIONS										ST			MISC	
YEAR	TEAM	GP	GS	TK	S	A	TFL	YDS	SK	YDS	QBH	NO	YDS	LG	TD	PD	FF	FR	TD	YDS	TK	S	A	FF	FR	S	A
2024	Packers	9	0	4	1	3	0	0	0.0	0.0	0	0	0	0	0	0	0	0	0	0	3	1	2	0	0	0	0
2025	Packers	17	0	5	4	1	0	0	0.0	0.0	0	0	0	0	0	1	0	0	0	0	5	3	2	0	0	0	0
2026	Packers	10	0	4	2	2	0	0	0.0	0.0	0	0	0	0	0	0	0	0	0	0	2	1	1	0	0	0	0
NFL TOTALS		**36**	**0**	**13**	**7**	**6**	**0**	**0**	**0.0**	**0.0**	**0**	**0**	**0**	**0**	**0**	**1**	**0**	**0**	**0**	**0**	**10**	**5**	**5**	**0**	**0**	**0**	**0**

KITAN OLADAPO'S NFL POSTSEASON DEFENSIVE STATISTICS

				TACKLES						INTERCEPTIONS										ST			MISC	
YEAR	TEAM	GP	GS	TK	S	A	TFL	YDS	SK	YDS	QBH	NO	YDS	LG	TD	PD	FF	FR	TD	YDS	TK	S	A	FF	FR	S	A
2024	Packers	1	0	0	0	0	0	0	0.0	0.0	0	0	0	0	0	0	0	0	0	0	0	0	0	0	0	0	0
2025	Packers	1	0	1	1	0	0	0	0.0	0.0	0	0	0	0	0	0	0	0	0	0	1	1	0	0	1	0	0
NFL TOTALS		**2**	**0**	**1**	**1**	**0**	**0**	**0**	**0.0**	**0.0**	**0**	**0**	**0**	**0**	**0**	**0**	**0**	**0**	**0**	**0**	**1**	**1**	**0**	**0**	**1**	**0**	**0**

SINGLE-GAME HIGHS: DEFENSIVE

Total Tackles 5 at Minnesota Vikings, Jan 04, 2026
4 vs. Chicago Bears, Jan 05, 2025
Solo Tackles 4 at Minnesota Vikings, Jan 04, 2026
1 vs. Chicago Bears, Jan 05, 2025
Passes Defensed 1 at Minnesota Vikings, Jan 04, 2026
Special Teams Tackles 1 vs. Chicago Bears, Jan 05, 2025
1 vs. New Orleans Saints, Dec 23, 2024
...1 more at 1.

2026 GXG REGULAR SEASON (PACKERS)

DATE	OPPONENT	P/S	TK	S	A	SK	YDS	INT	PD	FF	FR
09/13	at Vikings	P	0	0	0	0.0	0.0	0	0	0	0
09/20	at Jets	P	0	0	0	0.0	0.0	0	0	0	0
09/24	Falcons	P	0	0	0	0.0	0.0	0	0	0	0
10/04	at Buccaneers	P	0	0	0	0.0	0.0	0	0	0	0
10/11	Bears	P	1	1	0	0.0	0.0	0	0	0	0
10/18	Cowboys	P	0	0	0	0.0	0.0	0	0	0	0
10/25	at Lions	P	0	0	0	0.0	0.0	0	0	0	0
10/29	Panthers	P	0	0	0	0.0	0.0	0	0	0	0
11/08	at Patriots	P	3	1	2	0.0	0.0	0	0	0	0
11/15	Vikings	P	0	0	0	0.0	0.0	0	0	0	0
2026 TOTALS		**10-0**	**4**	**2**	**2**	**0.0**	**0.0**	**0**	**0**	**0**	**0**



Ht: 6-2 | Wt: 240 | Born: September 23, 2002 | NFL Games Played/Started: 1/0 | Acquired: D5-25

AT A GLANCE

- Spent the majority of the 2025 season on reserve/physically unable to perform (hamstring) before being activated on Dec. 22.
- Was selected by the Packers in the fifth round (No. 159 overall) of the 2025 NFL Draft, becoming the first Oklahoma State player drafted by Green Bay since C Derrel Gofourth in 1977.
- Became just the ninth defensive player in Oklahoma State history to receive all-conference honors three times (2021-23), earning second-team All-Big 12 recognition from the coaches all three of those years and from The Associated Press in 2021 and 2023.
- In 2023, was the only FBS player in the country to register six-plus sacks (six), 15-plus tackles for a loss (15½), three-plus forced fumbles (four) and five-plus passes defensed (five).
- Was named the unanimous Big 12 Defensive Freshman of the Year in 2021 by the league's head coaches and earned freshman All-America honors from ESPN, 247Sports, The Athletic and PFF College.
- Was one of three national finalists for the FWAA Freshman of the Year Award after finishing tied for No. 7 in the FBS with 11½ sacks in 2021, the most by a freshman in school history.
- Played at Edmond (Okla.) Santa Fe High School, where he was named the Central Oklahoma Athletic Conference Defensive Player of the Year in 2020.

2026 SEASON: Was placed on injured reserve/designated for return (calf) on Aug. 30.

COLLIN OLIVER'S NFL REGULAR-SEASON DEFENSIVE STATISTICS

				TACKLES							INTERCEPTIONS									ST				MISC	
YEAR	TEAM	GP	GS	TK	S	A	TFL	YDS	SK	YDS	QBH	NO	YDS	LG	TD	PD	FF	FR	TD	YDS	TK	S	A	FF	FR	S	A
2025	Packers	1	0	1	1	0	1	2	0.0	0.0	2	0	0	0	0	0	0	0	0	0	0	0	0	0	0	0	0
NFL TOTALS		**1**	**0**	**1**	**1**	**0**	**1**	**2**	**0.0**	**0.0**	**2**	**0**	**0**	**0**	**0**	**0**	**0**	**0**	**0**	**0**	**0**	**0**	**0**	**0**	**0**	**0**	**0**

SINGLE-GAME HIGHS: DEFENSIVE

Total Tackles 1 at Minnesota Vikings, Jan 04, 2026
Solo Tackles 1 at Minnesota Vikings, Jan 04, 2026
Tackles For Loss 1 at Minnesota Vikings, Jan 04, 2026



Ht: 6-3 | Wt: 245 | Born: April 12, 1995 | NFL Games Played/Started: 111/0 | Acquired: UFA (LAR)-23

AT A GLANCE

- Last name is pronounced OR-zick.
- Has appeared in 101 regular-season games during his NFL career, handling snapping duties for all 51 contests for the Packers the last three seasons (2023-25), for all 34 games for the Los Angeles Rams in 2021-22 and all 16 games for the Jacksonville Jaguars in 2019.
- Has snapped for Packers P Daniel Whelan, who registered the highest single-season net punting average (43.9 in 2025) in franchise history and three of the top four single-season averages for punting in Green Bay history (51.7 in 2025, No. 1; 46.2 in 2023, No. 3; 46.1 in 2024, No. 4).
- Snapped for K Brandon McManus in 2024, who ranked No. 2 in the NFL in FG percentage (95.2, 20 of 21), the second-best single-season mark in team history (min. one attempt per game) and the top mark among Green Bay kickers with 20-plus attempts in a season.
- Helped Rams K Matt Gay connect on 60 of 64 FGs in 2021-22, a 93.8 percentage that ranked No. 2 in the NFL over that span.
- Handled snapping duties for the Packers during four playoff contests in 2023-25 and for the Rams for all four of their postseason games in 2021 as the team captured a world title with a win over the Cincinnati Bengals in Super Bowl LVI.
- Played in 46 games with eight starts during his five seasons at Azusa Pacific (2013-15, 2017-18), seeing time at tight end and long snapper.

2026 SEASON: Has played in all 10 games, handling the snapping duties for all punts and placements.

At Minnesota (Sept. 13): Played nine special teams snaps, handling snapping duties for all punts and placements. Helped K Trey Smack connect on a 59-yard FG, the second-longest kick in franchise history. Also snapped for P Daniel Whelan, who punted three times for 116 yards (38.7 avg.).

At N.Y. Jets (Sept. 20): Played 10 special teams snaps, handling snapping duties for all punts and placements. Helped Smack convert the game-winning FG in overtime, and snapped for Whelan, who placed three punts inside the 20.

Vs. Atlanta (Sept. 24): Appeared on eight special teams snaps, handling snapping duties for all punts and placements.

At Tampa Bay (Oct. 4): Saw action on seven special teams snaps, handling snapping duties for all punts and placements.

Vs. Chicago (Oct. 11): Played 10 special teams snaps, handling snapping duties for all punts and placements. Snapped for Whelan, who posted a career-long 75-yard punt.

Vs. Dallas (Oct. 18): Played eight special teams snaps, handling snapping duties for all punts and placements.

At Detroit (Oct. 25): Appeared on seven special teams snaps, handling snapping duties for all punts and placements.

Vs. Carolina (Oct. 29): Saw action on nine special teams snaps, handling snapping duties for all punts and placements.

At New England (Nov. 8): Played 11 snaps on special teams, handling snapping duties for all punts and placements, including Smack's three FGs and four extra points.

Vs. Minnesota (Nov. 15): Appeared on seven special teams snaps, handling snapping duties for all punts and placements.

REGULAR-SEASON COMPARISON: RECEIVING - LOS ANGELES RAMS

DATE	OPP	W/L	GP/GS	REC	YDS.	AVG.	TD	LG	TGTS	YAC
11/5/23	GB vs. LA	W	P	0	0	0	0	0	0	0
10/6/24	GB @ LA	W	P	0	0	0	0	0	0	0
TOTALS		**2/0**	**2/0**	**0**	**0**	**0**	**0**	**0**	**0**	**0**

MATT ORZECH'S NFL REGULAR-SEASON STATISTICS

DATE	TEAM	GP
2019	Jaguars	16
2021	Rams	17
2022	Rams	17
2023	Packers	17
2024	Packers	17
2025	Packers	17
2026	Packers	10
NFL TOTALS		**111**

MATT ORZECH'S NFL POSTSEASON STATISTICS

DATE	TEAM	GP
2021	Rams	4
2023	Packers	2
2024	Packers	1
2025	Packers	1
NFL TOTALS		**8**

MATT ORZECH'S NFL REGULAR-SEASON RUSHING/RECEIVING STATISTICS

				RECEIVING					RUSHING				
DATE	TEAM	GP	GS	NO.	YDS.	AVG.	LG	TD	NO.	YDS.	AVG.	LG	TD
2019	Jaguars	16	0	0	0	0.0	0	0	0	0	0.0	0	0
2021	Rams	17	0	0	0	0.0	0	0	0	0	0.0	0	0
2022	Rams	17	0	0	0	0.0	0	0	0	0	0.0	0	0
2023	Packers	17	0	0	0	0.0	0	0	0	0	0.0	0	0
2024	Packers	17	0	0	0	0.0	0	0	0	0	0.0	0	0
2025	Packers	17	0	0	0	0.0	0	0	0	0	0.0	0	0
2026	Packers	10	0	0	0	0.0	0	0	0	0	0.0	0	0
NFL TOTALS		**111**	**0**	**0**	**0**	**0.0**	**0**	**0**	**0**	**0**	**0.0**	**0**	**0**

MATT ORZECH'S NFL POSTSEASON RUSHING/RECEIVING STATISTICS

				RECEIVING					RUSHING				
DATE	TEAM	GP	GS	NO.	YDS.	AVG.	LG	TD	NO.	YDS.	AVG.	LG	TD
2021	Rams	4	0	0	0	0.0	0	0	0	0	0.0	0	0
2023	Packers	2	0	0	0	0.0	0	0	0	0	0.0	0	0
2024	Packers	1	0	0	0	0.0	0	0	0	0	0.0	0	0
2025	Packers	1	0	0	0	0.0	0	0	0	0	0.0	0	0
NFL TOTALS		**8**	**0**	**0**	**0**	**0.0**	**0**	**0**	**0**	**0**	**0.0**	**0**	**0**

MATT ORZECH'S NFL REGULAR-SEASON RETURN STATISTICS

		KICKOFF RETURNS					PUNT RETURNS					
DATE	TEAM	RET.	YDS.	AVG.	LG	TD	NO.	FC	YDS.	AVG.	LG	TD
2019	Jaguars	0	0	0.0	0	0	0	0	0	0.0	0	0
2021	Rams	0	0	0.0	0	0	0	0	0	0.0	0	0
2022	Rams	0	0	0.0	0	0	0	0	0	0.0	0	0
2023	Packers	0	0	0.0	0	0	0	0	0	0.0	0	0
2024	Packers	0	0	0.0	0	0	0	0	0	0.0	0	0
2025	Packers	0	0	0.0	0	0	0	0	0	0.0	0	0
2026	Packers	0	0	0.0	0	0	0	0	0	0.0	0	0
NFL TOTALS		**0**	**0**	**0.0**	**0**	**0**	**0**	**0**	**0**	**0.0**	**0**	**0**

MATT ORZECH'S NFL POSTSEASON RETURN STATISTICS

		KICKOFF RETURNS					PUNT RETURNS					
DATE	TEAM	RET.	YDS.	AVG.	LG	TD	NO.	FC	YDS.	AVG.	LG	TD
2021	Rams	0	0	0.0	0	0	0	0	0	0.0	0	0
2023	Packers	0	0	0.0	0	0	0	0	0	0.0	0	0
2024	Packers	0	0	0.0	0	0	0	0	0	0.0	0	0
2025	Packers	0	0	0.0	0	0	0	0	0	0.0	0	0
NFL TOTALS		**0**	**0**	**0.0**	**0**	**0**	**0**	**0**	**0**	**0.0**	**0**	**0**

2026 GXG REGULAR SEASON (PACKERS)

DATE	OPPONENT	
09/13	at Vikings	P
09/20	at Jets	P
09/24	Falcons	P
10/04	at Buccaneers	P
10/11	Bears	P
10/18	Cowboys	P
10/25	at Lions	P
10/29	Panthers	P
11/08	at Patriots	P
11/15	Vikings	P
2026 TOTALS		**10**



MICAH PARSONS

1

EDGE DEFENDER
PENN STATE

Sixth NFL Season | Second Packers Season

Ht: 6-3 | Wt: 250 | Born: May 26, 1999 | NFL Games Played/Started: 77/76 | Acquired: T-25 (Dal.)

AT A GLANCE

- Is the only player in NFL history (since 1982) to register 12-plus sacks in each of his first five NFL seasons (2021-25).
- Was selected to the Pro Bowl in each of his first five NFL seasons and earned All-Pro recognition from The Associated Press four times (first-team honors in 2021, 2022 and 2025 and second-team honors in 2023).
- Ranks No. 5 in NFL history (since 1982) for sacks by a player in their first five seasons in the league with 65, trailing only Reggie White (81), J.J. Watt (74½), T.J. Watt (72) and Derrick Thomas (66).
- Has posted two-plus sacks in 18 career games, the fourth most in league history (since 1982) by a player in his first five seasons behind only White (24), T.J. Watt (21) and Richard Dent (19).
- Per Next Gen Stats, ranks No. 1 in the NFL since 2021 in QB pressures (385) and pressure rate (19.6 pct.). Has posted the top three single-season averages for QB pressures per game (5.93 in 2025, 5.82 in 2023, 5.77 in 2024) since NGS began tracking the statistic in 2016.
- Played for the Dallas Cowboys for his first four NFL seasons (2021-24), where he became the first player in team history to win the AP Defensive Rookie of the Year and the first defensive rookie in franchise annals to be named a first-team AP All-Pro.
- Played two seasons at Penn State (2018-19), where he led the Nittany Lions in tackles in both of those seasons and registered 109 tackles (52 solo), 14 tackles for a loss, five sacks, five passes defensed, four forced fumbles and a fumble recovery in 2019.

REGULAR-SEASON COMPARISON: DEFENSIVE - LOS ANGELES RAMS

				TACKLES									MISC		
DATE	OPP	W/L	GP/GS	TOT	SOLO	ASST	SACK	YDS.	INT	TFL	PD	QBH	TD	FF	FR
10/9/22	DAL @ LA	W	S	5	3	2	2.0	20.0	0	1	0	3	0	1	0
10/29/23	DAL vs. LA	W	S	2	2	0	1.0	9.0	0	2	1	3	0	0	0
TOTALS		**2/0**	**2/2**	**7**	**5**	**2**	**3.0**	**29.0**	**0**	**3**	**1**	**6**	**0**	**1**	**0**

MICAH PARSONS' NFL REGULAR-SEASON DEFENSIVE STATISTICS

				TACKLES						INTERCEPTIONS										ST				MISC	
YEAR	TEAM	GP	GS	TK	S	A	TFL	YDS	SK	YDS	QBH	NO	YDS	LG	TD	PD	FF	FR	TD	YDS	TK	S	A	FF	FR	S	A
2021	Cowboys	16	16	84	64	20	20	114	13.0	119.5	30	0	0	0	0	3	3	0	0	0	0	0	0	0	0	0	0
2022	Cowboys	17	17	65	42	23	14	69	13.5	88.5	27	0	0	0	0	3	3	3	1	36	0	0	0	0	0	0	0
2023	Cowboys	17	17	64	36	28	18	111	14.0	115.0	33	0	0	0	0	2	1	1	0	0	0	0	0	0	0	0	0
2024	Cowboys	13	13	43	30	13	12	94	12.0	83.0	23	0	0	0	0	1	2	0	0	0	0	0	0	0	0	0	0
2025	Packers	14	13	41	19	22	12	74	12.5	80.5	27	0	0	0	0	1	2	0	0	0	0	0	0	0	0	0	0
NFL TOTALS		**77**	**76**	**297**	**191**	**106**	**76**	**462**	**65.0**	**486.5**	**140**	**0**	**0**	**0**	**0**	**10**	**11**	**4**	**1**	**36**	**0**	**0**	**0**	**0**	**0**	**0**	**0**

MICAH PARSONS' NFL POSTSEASON DEFENSIVE STATISTICS

				TACKLES						INTERCEPTIONS										ST				MISC	
YEAR	TEAM	GP	GS	TK	S	A	TFL	YDS	SK	YDS	QBH	NO	YDS	LG	TD	PD	FF	FR	TD	YDS	TK	S	A	FF	FR	S	A
2021	Cowboys	1	1	9	3	6	1	0	0.0	0.0	0	0	0	0	0	0	0	0	0	0	0	0	0	0	0	0	0
2022	Cowboys	2	2	7	4	3	2	10	1.0	8.0	3	0	0	0	0	3	0	0	0	0	0	0	0	0	0	0	0
2023	Cowboys	1	1	2	1	1	0	0	0.0	0.0	1	0	0	0	0	0	0	0	0	0	0	0	0	0	0	0	0
NFL TOTALS		**4**	**4**	**18**	**8**	**10**	**3**	**10**	**1.0**	**8.0**	**4**	**0**	**0**	**0**	**0**	**3**	**0**	**0**	**0**	**0**	**0**	**0**	**0**	**0**	**0**	**0**	**0**

SINGLE-GAME HIGHS: DEFENSIVE

Total Tackles	9 vs. New York Giants, Oct 10, 2021 8 at Detroit Lions, Nov 27, 2025 ...1 more at 8.
Solo Tackles	7 at Minnesota Vikings, Oct 31, 2021 7 vs. New York Giants, Oct 10, 2021
Sacks	3.0 at Arizona Cardinals, Oct 19, 2025 2.5 at Detroit Lions, Nov 27, 2025 ...3 more at 2.5.
Passes Defensed	2 at Philadelphia Eagles, Oct 16, 2022 1 at Denver Broncos, Dec 14, 2025 ...7 more at 1.
Forced Fumbles	1 at Denver Broncos, Dec 14, 2025 1 at New York Giants, Nov 16, 2025 ...9 more at 1.
Fumble Recoveries	1 vs. New York Jets, Sep 17, 2023 1 at Tennessee Titans, Dec 29, 2022 ...2 more at 1.
Tackles For Loss	4 at Arizona Cardinals, Oct 19, 2025 4 at Minnesota Vikings, Oct 31, 2021
Longest Opp Fumble Return	36 vs. Chicago Bears, Oct 30, 2022

2026 GXG REGULAR SEASON (PACKERS)

DATE	OPPONENT	P/S	TK	S	A	SK	YDS	INT	PD	FF	FR
09/13	at Vikings					RESERVE/PUP					
09/20	at Jets					RESERVE/PUP					
09/24	Falcons					RESERVE/PUP					
10/04	at Buccaneers					RESERVE/PUP					
10/11	Bears					RESERVE/PUP					
10/18	Cowboys					RESERVE/PUP					
10/25	at Lions					RESERVE/PUP					
10/29	Panthers					RESERVE/PUP					
11/08	at Patriots					RESERVE/PUP					
11/15	Vikings					RESERVE/PUP					
2026 TOTALS			**0**	**0**	**0**	**0.0**	**0.0**	**0**	**0**	**0**	**0**



Ht: 6-5 | Wt: 258 | Born: January 20, 2002 | NFL Games Played/Started: 10/4 | Acquired: T-26 (LAR)

AT A GLANCE

- Acquired by the Packers from the Los Angeles Rams in a trade on Aug. 30, 2026.
- Was originally signed by the Rams as an undrafted free agent in May 2025 and spent his entire rookie season on their practice squad.
- Finished his collegiate career at Louisville in 2024 after spending two seasons at Washington (2020-21) and two seasons at San Diego State (2022-23).
- Posted 84 receptions for 902 yards (10.7 avg.) and eight TDs during his college career, earning second-team All-Mountain West honors in 2024 after recording 38 catches for 408 yards (10.7 avg.) and three TDs with the Aztecs.

2026 SEASON: Has appeared in all 10 games with four starts, seeing time on offense and special teams...Has posted three receptions for 34 yards (11.3 avg.).

At Minnesota (Sept. 13): Appeared on 21 plays on offense and seven on special teams in his NFL debut.

At N.Y. Jets (Sept. 20): Played 20 snaps on offense and four on special teams.

Vs. Atlanta (Sept. 24): Made his first NFL start as the Packers opened with two tight ends, appearing on eight snaps on offense and six on special teams.

At Tampa Bay (Oct. 4): Started as the Packers opened with three tight ends and appeared on 28 snaps on offense, posting the first two receptions of his NFL career for 29 yards (14.5 avg.). On Green Bay's opening play from scrimmage in the second half, caught a career-long 25-yard pass down the middle to the Green Bay 45.

Vs. Chicago (Oct. 11): Started and played 21 snaps on offense along with two snaps on special teams.

Vs. Dallas (Oct. 18): Appeared on 25 plays on offense and two on special teams.

At Detroit (Oct. 25): Played 17 snaps on offense and four on special teams.

Vs. Carolina (Oct. 29): Appeared on 27 plays on offense and seven on special teams.

At New England (Nov. 8): Played 24 snaps on offense and 10 on special teams.

Vs. Minnesota (Nov. 15): Started and played 21 snaps on offense and nine on special teams, recording a 5-yard reception.

MARK REDMAN'S NFL REGULAR-SEASON RUSHING/RECEIVING STATISTICS

				RECEIVING					RUSHING				
DATE	TEAM	GP	GS	NO.	YDS.	AVG.	LG	TD	NO.	YDS.	AVG.	LG	TD
2026	Packers	10	4	3	34	11.3	25	0	0	0	0.0	0	0
NFL TOTALS		**10**	**4**	**3**	**34**	**11.3**	**25**	**0**	**0**	**0**	**0.0**	**0**	**0**

SINGLE-GAME HIGHS: RECEIVING

Receptions	2 at Tampa Bay Buccaneers, Oct 04, 2026
Receiving Yards	29 at Tampa Bay Buccaneers, Oct 04, 2026 5 vs. Minnesota Vikings, Nov 15, 2026
Longest Receptions	25 at Tampa Bay Buccaneers, Oct 04, 2026 5 vs. Minnesota Vikings, Nov 15, 2026
All-Purpose Yards	29 at Tampa Bay Buccaneers, Oct 04, 2026 5 vs. Minnesota Vikings, Nov 15, 2026
Scrimmage Yards	29 at Tampa Bay Buccaneers, Oct 04, 2026 5 vs. Minnesota Vikings, Nov 15, 2026

2026 GXG REGULAR SEASON (PACKERS)

			RECEIVING					RUSHING				
DATE	OPPONENT	P/S	NO.	YDS.	AVG.	LG	TD	NO.	YDS.	AVG.	LG	TD
09/13	at Vikings	P	0	0	0.0	0	0	0	0	0.0	0	0
09/20	at Jets	P	0	0	0.0	0	0	0	0	0.0	0	0
09/24	Falcons	S	0	0	0.0	0	0	0	0	0.0	0	0
10/04	at Buccaneers	S	2	29	14.5	25	0	0	0	0.0	0	0
10/11	Bears	S	0	0	0.0	0	0	0	0	0.0	0	0
10/18	Cowboys	P	0	0	0.0	0	0	0	0	0.0	0	0
10/25	at Lions	P	0	0	0.0	0	0	0	0	0.0	0	0
10/29	Panthers	P	0	0	0.0	0	0	0	0	0.0	0	0
11/08	at Patriots	P	0	0	0.0	0	0	0	0	0.0	0	0
11/15	Vikings	S	1	5	5.0	5	0	0	0	0.0	0	0
2026 TOTALS		**10-4**	**3**	**34**	**11.3**	**25**	**0**	**0**	**0**	**0.0**	**0**	**0**



Ht: 5-11 | Wt: 187 | Born: April 28, 2000 | NFL Games Played/Started: 42/28 | Acquired: D2b-23

AT A GLANCE

- Is the only player in league history to post 750-plus receiving yards, 55-plus receptions, six-plus receiving TDs, 100-plus rushing yards and a rushing TD in each of his first two NFL seasons (2023-24) and is one of just three NFL players to hit those marks in back-to-back seasons (WR Bobby Mitchell, 1966-67; RB Marshall Faulk, 2000-01).
- Among wide receivers with 100-plus targets, ranks No. 1 in the NFL since 2023 in passer rating when targeted (124.0).
- Among players with 30-plus rushing attempts, ranked No. 1 in the NFL from 2023-25 in yards per carry (9.1 avg.), the second-best mark by an NFL player in his first three seasons since the 1970 AFL-NFL merger behind only Seahawks WR Joey Galloway (10.1 avg. in 1995-97).
- Is the only WR in team history to post 900-plus yards from scrimmage in both of his first two seasons (2023-24).
- Set a franchise rookie record with 64 receptions in 2023, eclipsing WR Sterling Sharpe's mark of 55 catches in 1988. His 119 catches in 2023-24 rank No. 2 by a Packer in his first two NFL seasons behind only Sharpe (145 in 1988-89).
- Became the first rookie in NFL history to post 100-plus rushing yards, multiple rushing TDs, 60-plus receptions, 750-plus receiving yards and eight-plus receiving TDs.
- Played three seasons at Michigan State (2020-22), earning second-team All-Big Ten honors from the coaches as a receiver and third-team recognition as a kick/punt returner from the media in 2022.

2026 SEASON: Started both games he played in and posted four receptions for 24 yards (6.0 avg.)...Was inactive in Week 3 (neck) and then was placed on injured reserve (neck) on Sept. 30.

At Minnesota (Sept. 13): Started and played 39 of 68 snaps, hauling in three passes for 20 yards (6.7 avg.).

At N.Y. Jets (Sept. 20): Started, but was limited to just two snaps of action after sustaining a neck injury on his 4-yard catch on the Packers' second play from scrimmage.

Vs. Atlanta (Sept. 24): Inactive (neck).

REGULAR-SEASON COMPARISON: RECEIVING - LOS ANGELES RAMS

DATE	OPP	W/L	GP/GS	REC	YDS.	AVG.	TD	LG	TGTS	YAC
11/5/23	GB vs. LA	W	S	3	19	6.3	0	11	3	6
10/6/24	GB @ LA	W	S	4	78	19.5	0	53	6	21
TOTALS		**2/0**	**2/2**	**7**	**97**	**13.9**	**0**	**53**	**9**	**27**

JAYDEN REED'S NFL REGULAR-SEASON RUSHING/RECEIVING STATISTICS

				RECEIVING					RUSHING				
DATE	TEAM	GP	GS	NO.	YDS.	AVG.	LG	TD	NO.	YDS.	AVG.	LG	TD
2023	Packers	16	13	64	793	12.4	59	8	11	119	10.8	32t	2
2024	Packers	17	10	55	857	15.6	70t	6	20	163	8.2	33t	1
2025	Packers	7	3	19	207	10.9	31	1	3	28	9.3	15	0
2026	Packers	2	2	4	24	6.0	7	0	0	0	0.0	0	0
NFL TOTALS		**42**	**28**	**142**	**1,881**	**13.2**	**70t**	**15**	**34**	**310**	**9.1**	**33t**	**3**

JAYDEN REED'S NFL POSTSEASON RUSHING/RECEIVING STATISTICS

				RECEIVING					RUSHING				
DATE	TEAM	GP	GS	NO.	YDS.	AVG.	LG	TD	NO.	YDS.	AVG.	LG	TD
2023	Packers	2	1	4	35	8.8	27	0	1	9	9.0	9	0
2024	Packers	1	1	4	46	11.5	20	0	0	0	0.0	0	0
2025	Packers	1	1	4	43	10.8	20	1	1	14	14.0	14	0
NFL TOTALS		**4**	**3**	**12**	**124**	**10.3**	**27**	**1**	**2**	**23**	**11.5**	**14**	**0**

JAYDEN REED'S NFL REGULAR-SEASON RETURN STATISTICS

		PUNT RETURNS					
DATE	TEAM	NO.	FC	YDS.	AVG.	LG	TD
2023	Packers	11	14	94	8.5	35	0
2024	Packers	14	30	110	7.9	16	0
2025	Packers	2	0	21	10.5	20	0
2026	Packers	0	0	0	0.0	0	0
NFL TOTALS		**27**	**44**	**225**	**8.3**	**35**	**0**

JAYDEN REED'S NFL POSTSEASON RETURN STATISTICS

		PUNT RETURNS					
DATE	TEAM	NO.	FC	YDS.	AVG.	LG	TD
2023	Packers	2	4	16	8.0	12	0
2024	Packers	2	1	26	13.0	20	0
2025	Packers	0	0	0	0.0	0	0
NFL TOTALS		**4**	**5**	**42**	**10.5**	**20**	**0**

SINGLE-GAME HIGHS: RUSHING/RECEIVING/RETURNS

Rush Attempts
4 at New York Giants, Dec 11, 2023
3 vs. Chicago Bears, Jan 05, 2025
...2 more at 3.

Rushing Yards
46 vs. Los Angeles Chargers, Nov 19, 2023
38 at New York Giants, Dec 11, 2023

Longest Runs
33t at Philadelphia Eagles, Sep 06, 2024
32t vs. Los Angeles Chargers, Nov 19, 2023

Rushing TDs
1 at New York Giants, Dec 11, 2023
1 vs. Los Angeles Chargers, Nov 19, 2023

Receptions
8 at New York Giants, Dec 11, 2023
7 vs. Minnesota Vikings, Sep 29, 2024

Receiving Yards
139 vs. Minnesota Vikings, Sep 29, 2024
138 at Philadelphia Eagles, Sep 06, 2024

Receiving Average
34.5 at Philadelphia Eagles, Sep 06, 2024
28.0 vs. Chicago Bears, Jan 07, 2024

Longest Receptions
70t at Philadelphia Eagles, Sep 06, 2024
59 vs. Chicago Bears, Jan 07, 2024

Receiving TDs
2 vs. Miami Dolphins, Nov 28, 2024
2 at Minnesota Vikings, Dec 31, 2023
...1 more at 2.

Punt Return Yards
54 at Chicago Bears, Sep 10, 2023
22 vs. Los Angeles Rams, Nov 05, 2023

Longest Punt Return
35 at Chicago Bears, Sep 10, 2023
22 vs. Los Angeles Rams, Nov 05, 2023

Punt Returns
3 at Chicago Bears, Sep 10, 2023
2 vs. Detroit Lions, Sep 07, 2025
...6 more at 2.

Most TDs
2 vs. Miami Dolphins, Nov 28, 2024
2 at Philadelphia Eagles, Sep 06, 2024
...2 more at 2.

Scrimmage Yards
171 at Philadelphia Eagles, Sep 06, 2024
141 vs. Minnesota Vikings, Sep 29, 2024

2026 GXG REGULAR SEASON (PACKERS)

			RECEIVING					RUSHING				
DATE	OPPONENT	P/S	NO.	YDS.	AVG.	LG	TD	NO.	YDS.	AVG.	LG	TD
09/13	at Vikings	S	3	20	6.7	7	0	0	0	0.0	0	0
09/20	at Jets	S	1	4	4.0	4	0	0	0	0.0	0	0
09/24	Falcons						INACTIVE/INJURY					
10/04	at Buccaneers						INJURED RESERVE					
10/11	Bears						INJURED RESERVE					
10/18	Cowboys						INJURED RESERVE					
10/25	at Lions						INJURED RESERVE					
10/29	Panthers						INJURED RESERVE					
11/08	at Patriots						INJURED RESERVE					
11/15	Vikings						INJURED RESERVE					
2026 TOTALS		**2-2**	**4**	**24**	**6.0**	**7**	**0**	**0**	**0**	**0.0**	**0**	**0**



Ht: 6-5 | Wt: 321 | Born: September 15, 2000 | NFL Games Played/Started: 54/35 | Acquired: D3-22

AT A GLANCE

- Appeared in all 17 contests last season with 11 starts (seven at C, four at LG) and helped the Packers rank tied for No. 7 in the NFL in sacks allowed, No. 3 in giveaways (13) and No. 2 in third-down conversions (48.8 pct.).
- Started all 17 games at RG in 2024 and helped the offense rank No. 2 in sacks allowed (22) and No. 5 in total offense (370.8 ypg), rushing offense (146.8 ypg) and yards per play (6.14), one of only two teams in the league (Baltimore) to rank in the top five in the NFL in all four of those categories and the Packers' first time doing so since 2003.
- Part of an offense that posted 2,496 rushing yards in 2024, the second most in a season in team history (2,558 in 2003), and 142 rushing first downs, tied for the second most in franchise history (145 in 1962).
- Played in 12 contests for the Packers in 2023, splitting time at RG with Jon Runyan for the final four regular-season games and both playoff contests.
- Selected by the Packers in the third round (No. 92 overall) of the 2022 NFL Draft, becoming the first UCLA offensive lineman to be drafted by Green Bay since C Mike Flanagan (third round) in 1996.
- Started all 31 games he appeared in at LT during his three years at UCLA, helping the Bruins rank No. 2 in the Pac-12 with an average of 193.5 rushing yards per game from 2019-21.

2026 SEASON: Has started all seven games he has appeared in at C…Has been inactive (ankle) for two games (Weeks 8-9)…Has helped protect QB Jordan Love, who ranks No. 2 in the NFL in passing yards (2,838) and tied for No. 8 in TD passes (20).

At Minnesota (Sept. 13): Started at C and played all 68 snaps, helping to protect Love as he threw for 387 yards and two TDs on 21-of-42 passing, the second-best yardage output of his career.

At N.Y. Jets (Sept. 20): Started at C and played all 59 snaps.

Vs. Atlanta (Sept. 24): Started at C and played all 66 snaps, helping to protect Love as he was sacked only one time on the evening (312 yards and two TDs with one INT on 28-of-53 passing).

At Tampa Bay (Oct. 4): Started at C and played all 60 snaps, part of a line that allowed zero sacks and two QB hits on the afternoon.

Vs. Chicago (Oct. 11): Started at C and played all 61 snaps, helping to protect Love as he posted a career-high 137.5 passer rating (25 of 31 for 367 yards and two TDs with no INTs).

Vs. Dallas (Oct. 18): Started at C and played all 75 snaps, part of a line that helped Love throw for 276 yards and a TD on 23-of-41 passing.

At Detroit (Oct. 25): Started at C and played four snaps before sustaining an ankle injury that would sideline him for the remainder of the game.

Vs. Carolina (Oct. 29): Inactive (ankle).

At New England (Nov. 8): Inactive (ankle).

Vs. Minnesota (Nov. 15): Inactive (ankle).

SEAN RHYAN'S NFL REGULAR-SEASON STATISTICS

DATE	TEAM	GP	GS
2022	Packers	1	0
2023	Packers	12	0
2024	Packers	17	17
2025	Packers	17	11
2026	Packers	7	7
NFL TOTALS		**54**	**35**

SEAN RHYAN'S NFL POSTSEASON STATISTICS

DATE	TEAM	GP	GS
2023	Packers	2	0
2024	Packers	1	1
2025	Packers	1	1
NFL TOTALS		**4**	**2**

2026 GXG REGULAR SEASON (PACKERS)

DATE	OPPONENT	P/S	
09/13	at Vikings	S	
09/20	at Jets	S	
09/24	Falcons	S	
10/04	at Buccaneers	S	
10/11	Bears	S	
10/18	Cowboys	S	
10/25	at Lions	S	
10/29	Panthers		INACTIVE/INJURY
11/08	at Patriots		INACTIVE/INJURY
11/15	Vikings		INACTIVE/INJURY
2026 TOTALS		**7-7**	



Ht: 6-5 | Wt: 338 | Born: May 19, 1998 | NFL Games Played/Started: 29/5 | Acquired: FA-25 (PS-NYG)

AT A GLANCE

- Was signed by Green Bay off the N.Y. Giants' practice squad on Dec. 3, 2025, and went on to appear in four games for the Packers, recording two tackles (both solo).
- Played in 21 games with five starts for the Giants in 2023-24 and registered 20 tackles (11 solo), including four tackles for a loss.
- Started the final five games for the Giants in 2024, posting seven tackles (four solo) and three tackles for a loss over that span.
- Played in 44 games with 13 starts during his collegiate career at North Carolina (2017-18), Garden City (Kan.) Community College (2019), Nebraska (2020-21) and Oregon (2022).
- Played his first year of football as a sophomore at Riverside High School in Durham, N.C.

2026 SEASON: Has appeared in four games and has recorded five tackles (all assisted) on defense while also appearing on special teams…Was on reserve/physically unable to perform (Achilles) for the first six games of the season before being activated on Oct. 24.

At Detroit (Oct. 25): Played 29 snaps on defense, recording one tackle (assisted). Also appeared on four special teams snaps.

Vs. Carolina (Oct. 29): Appeared on 17 defensive snaps and three snaps on special teams.

At New England (Nov. 8): Saw action on 20 defensive snaps, registering three tackles (all assisted) while also appearing on three special teams snaps.

Vs. Minnesota (Nov. 15): Played 28 snaps on defense, recording one tackle (assisted).

REGULAR-SEASON COMPARISON: DEFENSIVE - LOS ANGELES RAMS

				TACKLES									MISC	
DATE	OPP	W/L	GP/GS	TOT	SOLO	ASST	SACK	YDS.	INT	TFL	PD	QBH	TD	FF	FR
12/31/23	NYG vs. LA	L	P	3	0	3	0.0	0.0	0	0	0	0	0	0	0
TOTALS		**0/1**	**1/0**	**3**	**0**	**3**	**0.0**	**0.0**	**0**	**0**	**0**	**0**	**0**	**0**	**0**

JORDON RILEY'S NFL REGULAR-SEASON DEFENSIVE STATISTICS

				TACKLES						INTERCEPTIONS									ST		MISC	
YEAR	TEAM	GP	GS	TK	S	A	TFL	YDS	SK	YDS	QBH	NO	YDS	LG	TD	PD	FF	FR	TD	YDS	TK	S	A	FF	FR	S	A
2023	Giants	8	0	8	4	4	1	0	0.0	0.0	0	0	0	0	0	0	0	0	0	0	0	0	0	0	0	0	0
2024	Giants	13	5	12	7	5	3	4	0.0	0.0	1	0	0	0	0	0	0	0	0	0	0	0	0	0	0	0	0
2025	Packers	4	0	2	2	0	0	0	0.0	0.0	0	0	0	0	0	0	0	0	0	0	0	0	0	0	0	0	0
2026	Packers	4	0	5	0	5	0	0	0.0	0.0	0	0	0	0	0	0	0	0	0	0	0	0	0	0	0	0	0
NFL TOTALS		**29**	**5**	**27**	**13**	**14**	**4**	**4**	**0.0**	**0.0**	**1**	**0**	**0**	**0**	**0**	**0**	**0**	**0**	**0**	**0**	**0**	**0**	**0**	**0**	**0**	**0**	**0**

SINGLE-GAME HIGHS: DEFENSIVE

Total Tackles 3 at New England Patriots, Nov 08, 2026
3 vs. Los Angeles Rams, Dec 31, 2023

Solo Tackles 2 at Chicago Bears, Dec 20, 2025
1 vs. Indianapolis Colts, Dec 29, 2024
...10 more at 1.

Tackles For Loss 1 vs. Baltimore Ravens, Dec 15, 2024
1 vs. New Orleans Saints, Dec 08, 2024
...1 more at 1.

2026 GXG REGULAR SEASON (PACKERS)

DATE	OPPONENT	P/S	TK	S	A	SK	YDS	INT	PD	FF	FR
09/13	at Vikings						RESERVE/PUP				
09/20	at Jets						RESERVE/PUP				
09/24	Falcons						RESERVE/PUP				
10/04	at Buccaneers						RESERVE/PUP				
10/11	Bears						RESERVE/PUP				
10/18	Cowboys						RESERVE/PUP				
10/25	at Lions	P	1	0	1	0.0	0.0	0	0	0	0
10/29	Panthers	P	0	0	0	0.0	0.0	0	0	0	0
11/08	at Patriots	P	3	0	3	0.0	0.0	0	0	0	0
11/15	Vikings	P	1	0	1	0.0	0.0	0	0	0	0
2026 TOTALS		**4-0**	**5**	**0**	**5**	**0.0**	**0.0**	**0**	**0**	**0**	**0**

TREY SMACK

28

KICKER
FLORIDA

Rookie



Ht: 6-1 | Wt: 189 | Born: July 12, 2003 | NFL Games Played/Started: 10/0 | Acquired: D6b-26

AT A GLANCE

- Made 53 of 64 field goals (82.8 pct.) and 100 of 101 extra points (99.0 pct.) during his career at Florida.
- Set the school record with 10 made field goals of 50-plus yards (10-13, 76.9 pct.) over his final three seasons.
- Connected on 80-plus percent of his FG attempts in all three seasons as the primary kicker for the Gators (2023-25).
- Recorded touchbacks on 177 of 237 kickoff attempts (74.7 pct.) in his career (2022-25).
- Selected by the Packers with the second of two picks in the sixth round (No. 216 overall) of the 2026 NFL Draft, a selection Green Bay obtained via trade with the Seattle Seahawks for two picks in the seventh round (No. 236 and 255) in 2026.
- Did not join the football team at Severna Park (Md.) High School until his sophomore year and went on to letter three years while also playing lacrosse for two years.

2026 SEASON: Has played in all 10 games, connecting on 15 of 21 field-goal attempts (71.4 pct.) and 21 of 24 extra points (87.5 pct.).

At Minnesota (Sept. 13): Made his NFL debut, knocking in three field goals (59, 43, 26) and two extra points. Per the Elias Sports Bureau, his 59-yard field goal was the longest in league history by a player in his NFL debut. It was also the second-longest field goal made in franchise history.

At N.Y. Jets (Sept. 20): Connected on both FGs (34, 26) and both extra points. Connected a 34-yard FG to tie the game at 17 and send the game to overtime. Converted a 26-yard FG in overtime to secure the win.

Vs. Atlanta (Sept. 24): Converted both extra points.

At Tampa Bay (Oct. 4): Connected on a 58-yard field goal to end the first half and converted both extra points. His 58-yard FG made him the second kicker in NFL history with two 58-plus-yard FGs through his first four NFL games as he joined Greg Zuerlein, who had two in 2012.

Vs. Chicago (Oct. 11): Connected on a 35-yard FG in the third quarter and converted two extra points.

Vs. Dallas (Oct. 18): Connected on all three FGs (25, 44, 29) and both extra points.

At Detroit (Oct. 25): Connected on a 43-yard FG in the fourth quarter to tie the game at 17 and made both extra points.

Vs. Carolina (Oct. 29): Converted three extra points.

At New England (Nov. 8): Made all three FGs (41, 51, 38) and all four extra points.

Vs. Minnesota (Nov. 15): Connected on a 40-yard FG in the third quarter and converted his lone extra point.

TREY SMACK'S NFL REGULAR-SEASON KICKING STATISTICS

DATE	TEAM	GP	FGM	FGA	PCT.	LG	XP	XPA	PCT.	BLK	PTS
2026	Packers	10	15	21	71.4	59	21	24	87.5	2	66
NFL TOTALS		**10**	**15**	**21**	**71.4**	**59**	**21**	**24**	**87.5**	**2**	**66**

SINGLE-GAME HIGHS: KICKER

Field Goals Made	3 at New England Patriots, Nov 08, 2026 3 vs. Dallas Cowboys, Oct 18, 2026 ...1 more at 3.
Field Goal Attempts	3 at New England Patriots, Nov 08, 2026 3 at Detroit Lions, Oct 25, 2026 ...3 more at 3.
Longest Field Goals Made	59 at Minnesota Vikings, Sep 13, 2026 58 at Tampa Bay Buccaneers, Oct 04, 2026
Longest Field Goal Attempts	59 at Minnesota Vikings, Sep 13, 2026 58 at Tampa Bay Buccaneers, Oct 04, 2026
PATs Made	4 at New England Patriots, Nov 08, 2026 3 vs. Carolina Panthers, Oct 29, 2026
PAT Attempts	4 at New England Patriots, Nov 08, 2026 4 vs. Carolina Panthers, Oct 29, 2026
Points	13 at New England Patriots, Nov 08, 2026 11 vs. Dallas Cowboys, Oct 18, 2026
Kickoff Average	61.2 vs. Chicago Bears, Oct 11, 2026 60.8 at Minnesota Vikings, Sep 13, 2026
Touchbacks	3 at Tampa Bay Buccaneers, Oct 04, 2026 1 at Minnesota Vikings, Sep 13, 2026

2026 GXG REGULAR SEASON (PACKERS)

			FIELD GOALS				EXTRA POINTS				
DATE	OPPONENT		FGM	FGA	PCT	LG	XP	XPA	PCT	BLK	PTS
09/13	at Vikings	P	3	3	100.0	59	1	2	50.0	0	10
09/20	at Jets	P	2	2	100.0	34	2	2	100.0	0	8
09/24	Falcons	P	0	1	0.0	0	2	2	100.0	0	2
10/04	at Buccaneers	P	1	1	100.0	58	2	2	100.0	0	5
10/11	Bears	P	1	3	33.3	35	2	3	66.7	0	5
10/18	Cowboys	P	3	3	100.0	44	2	2	100.0	0	11
10/25	at Lions	P	1	3	33.3	43	2	2	100.0	0	5
10/29	Panthers	P	0	0	0.0	0	3	4	75.0	0	3
11/08	at Patriots	P	3	3	100.0	51	4	4	100.0	0	13
11/15	Vikings	P	1	2	50.0	40	1	1	100.0	0	4
2026 TOTALS		**10**	**15**	**21**	**71.4**	**59**	**21**	**24**	**87.5**	**0**	**66**



Ht: 6-3 | Wt: 248 | Born: August 22, 1995 | NFL Games Played/Started: 150/91 | Acquired: FA-26

AT A GLANCE

- First name is pronounced JAH-new.
- Has played in 142 career regular-season games (91 starts) during his career, recording 347 receptions for 3,579 receiving yards (10.3 avg.) and 30 TDs.
- Was named to his first career Pro Bowl in 2024 after breaking multiple single-season franchise records with the Miami Dolphins.
- In 2024, became the first Dolphins tight end since the 1970 merger to have 100-plus receiving yards and two receiving TDs in a game, and his 88 receptions, 884 receiving yards and eight receiving TDs were the most by a Dolphins tight end in a single season.
- Played four seasons at FIU (2013-16), ranking No. 1 among tight ends in program history with 178 receptions and 2,001 receiving yards.

2026 SEASON: Has appeared in nine games and has posted six catches for 94 yards (15.7 avg.)…Has been inactive (healthy scratch) for one contest.

At Minnesota (Sept. 13): Appeared on 32 of 68 snaps in his Green Bay debut, hauling in two passes for 50 yards (25.0 avg.). Hauled in a 43-yard pass down the middle midway through the third quarter down to the Minnesota 7.

At N.Y. Jets (Sept. 20): Played 13 snaps on offense and four on special teams.

Vs. Atlanta (Sept. 24): Appeared on 22 snaps on offense and seven on special teams, posting two receptions for 16 yards (8.0 avg.).

At Tampa Bay (Oct. 4): Played 13 snaps on offense and three on special teams, hauling in a 19-yard pass early in the fourth quarter.

Vs. Chicago (Oct. 11): Appeared on 21 plays on offense and two on special teams.

Vs. Dallas (Oct. 18): Played nine snaps on offense and two on special teams.

At Detroit (Oct. 25): Appeared on 17 plays on offense and four on special teams, posting a 9-yard reception.

Vs. Carolina (Oct. 29): Inactive (healthy scratch).

At New England (Nov. 8): Appeared on 16 plays on offense and five on special teams.

Vs. Minnesota (Nov. 15): Played 20 snaps on offense and seven on special teams.

REGULAR-SEASON COMPARISON: RECEIVING - LOS ANGELES RAMS

DATE	OPP	W/L	GP/GS	REC	YDS.	AVG.	TD	LG	TGTS	YAC
12/24/17	TEN vs. LA	L	S	1	13	13.0	0	13	2	1
11/11/24	MIA @ LA	W	P	3	45	15.0	0	33	4	36
TOTALS		**1/1**	**2/1**	**4**	**58**	**14.5**	**0**	**33**	**6**	**37**

JONNU SMITH'S NFL REGULAR-SEASON RUSHING/RECEIVING STATISTICS

				RECEIVING					RUSHING				
DATE	TEAM	GP	GS	NO.	YDS.	AVG.	LG	TD	NO.	YDS.	AVG.	LG	TD
2017	Titans	16	13	18	157	8.7	32t	2	0	0	0.0	0	0
2018	Titans	13	12	20	258	12.9	61t	3	0	0	0.0	0	0
2019	Titans	16	14	35	439	12.5	57	3	4	78	19.5	57	0
2020	Titans	15	14	41	448	10.9	63	8	2	4	2.0	3	1
2021	Patriots	16	11	28	294	10.5	28	1	9	40	4.4	9	0
2022	Patriots	14	8	27	245	9.1	53	0	1	5	5.0	5	0
2023	Falcons	17	6	50	582	11.6	60t	3	1	0	0.0	0	0
2024	Dolphins	17	6	88	884	10.0	57t	8	2	-1	-0.5	-1	0
2025	Steelers	17	7	38	222	5.8	21	2	9	70	7.8	20	1
2026	Packers	9	0	6	94	15.7	43	0	0	0	0.0	0	0
NFL TOTALS		**150**	**91**	**351**	**3,623**	**10.3**	**63**	**30**	**28**	**196**	**7.0**	**57**	**2**

JONNU SMITH'S NFL POSTSEASON RUSHING/RECEIVING STATISTICS

				RECEIVING					RUSHING				
DATE	TEAM	GP	GS	NO.	YDS.	AVG.	LG	TD	NO.	YDS.	AVG.	LG	TD
2017	Titans	2	1	3	19	6.3	10	0	0	0	0.0	0	0
2019	Titans	3	3	6	59	9.8	22	1	0	0	0.0	0	0
2020	Titans	1	1	2	9	4.5	5	0	0	0	0.0	0	0
2021	Patriots	1	1	0	0	0.0	0	0	0	0	0.0	0	0
2025	Steelers	1	1	2	-1	-0.5	0	0	0	0	0.0	0	0
NFL TOTALS		**8**	**7**	**13**	**86**	**6.6**	**22**	**1**	**0**	**0**	**0.0**	**0**	**0**

SINGLE-GAME HIGHS: RUSHING/RECEIVING

Rush Attempts	2 at Cleveland Browns, Dec 28, 2025 2 at Detroit Lions, Dec 21, 2025 ...1 more at 2.
Rushing Yards	57 vs. Houston Texans, Dec 15, 2019 28 at Detroit Lions, Dec 21, 2025
Longest Runs	57 vs. Houston Texans, Dec 15, 2019 20 at Detroit Lions, Dec 21, 2025
Rushing TDs	1 vs. Indianapolis Colts, Nov 12, 2020
Receptions	10 at Green Bay Packers, Nov 28, 2024 9 at New York Jets, Jan 05, 2025 ...2 more at 9.
Receiving Yards	113 at Green Bay Packers, Nov 28, 2024 101 vs. Las Vegas Raiders, Nov 17, 2024
Receiving Average	21.3 vs. Los Angeles Chargers, Oct 20, 2019 21.0 vs. Jacksonville Jaguars, Sep 20, 2020 ...1 more at 21.0.
Longest Receptions	63 vs. Jacksonville Jaguars, Sep 20, 2020 61t at Houston Texans, Nov 26, 2018
Receiving TDs	2 vs. Las Vegas Raiders, Nov 17, 2024 2 vs. Buffalo Bills, Oct 13, 2020 ...1 more at 2.
All-Purpose Yards	117 vs. Houston Texans, Dec 15, 2019 113 at Green Bay Packers, Nov 28, 2024
Kickoff Returns	1 vs. New York Jets, Nov 20, 2022 1 at New York Jets, Oct 30, 2022 ...1 more at 1.
Kickoff Return Yards	16 at New York Jets, Oct 30, 2022 16 at Denver Broncos, Oct 13, 2019
Longest Kickoff Return	16 at New York Jets, Oct 30, 2022 16 at Denver Broncos, Oct 13, 2019
Most TDs	2 vs. Las Vegas Raiders, Nov 17, 2024 2 vs. Buffalo Bills, Oct 13, 2020 ...1 more at 2.
Miscellaneous Tackles	2 at Indianapolis Colts, Dec 01, 2019 1 vs. New Orleans Saints, Nov 26, 2023 ...7 more at 1.
Scrimmage Yards	117 vs. Houston Texans, Dec 15, 2019 113 at Green Bay Packers, Nov 28, 2024

SINGLE-GAME HIGHS - POSTSEASON: RECEIVING

Receptions	3 at Kansas City Chiefs, Jan 19, 2020 2 vs. Houston Texans, Jan 12, 2026 ...3 more at 2.
Receiving Yards	38 at Kansas City Chiefs, Jan 19, 2020 15 at Kansas City Chiefs, Jan 06, 2018
Receiving Average	12.7 at Kansas City Chiefs, Jan 19, 2020
Longest Receptions	22 at Kansas City Chiefs, Jan 19, 2020 12t at Baltimore Ravens, Jan 11, 2020
Receiving TDs	1 at Baltimore Ravens, Jan 11, 2020
All-Purpose Yards	38 at Kansas City Chiefs, Jan 19, 2020 15 at Kansas City Chiefs, Jan 06, 2018
Most TDs	1 at Baltimore Ravens, Jan 11, 2020
Scrimmage Yards	38 at Kansas City Chiefs, Jan 19, 2020 15 at Kansas City Chiefs, Jan 06, 2018

2026 GXG REGULAR SEASON (PACKERS)

			RECEIVING					RUSHING				
DATE	**OPPONENT**	**P/S**	**NO.**	**YDS.**	**AVG.**	**LG**	**TD**	**NO.**	**YDS.**	**AVG.**	**LG**	**TD**
09/13	at Vikings	P	2	50	25.0	43	0	0	0	0.0	0	0
09/20	at Jets	P	0	0	0.0	0	0	0	0	0.0	0	0
09/24	Falcons	P	2	16	8.0	9	0	0	0	0.0	0	0
10/04	at Buccaneers	P	1	19	19.0	19	0	0	0	0.0	0	0
10/11	Bears	P	0	0	0.0	0	0	0	0	0.0	0	0
10/18	Cowboys	P	0	0	0.0	0	0	0	0	0.0	0	0
10/25	at Lions	P	1	9	9.0	9	0	0	0	0.0	0	0
10/29	Panthers						INACTIVE					
11/08	at Patriots	P	0	0	0.0	0	0	0	0	0.0	0	0
11/15	Vikings	P	0	0	0.0	0	0	0	0	0.0	0	0
2026 TOTALS		**9-0**	**6**	**94**	**15.7**	**43**	**0**	**0**	**0**	**0.0**	**0**	**0**



Ht: 6-3 | Wt: 256 | Born: December 22, 2002 | NFL Games Played/Started: 24/11 | Acquired: D4-25

AT A GLANCE

- Name is pronounced BAIR-in sore-ELL.
- Saw action in 14 games with one start and recorded 15 tackles (seven solo), 1½ sacks, three quarterback hits, a fumble recovery and nine Next Gen Stat QB pressures as a rookie in 2025.
- Among rookie defensive linemen, ranked No. 7 with an NGS pressure rate of 9.9 percent in 2025 (TruMedia).
- Appeared in the NFC Wild Card contest at Chicago and registered a tackle (assist).
- Played in 49 games with 40 starts in four seasons (2021-24) at Texas, starting his final 30 college contests and leading the Longhorns with 15½ sacks over his final three seasons.
- Earned All-Big 12 honorable mention from the league's coaches in 2023 after recording 37 tackles (career-high 17 solo), four sacks, 4½ tackles for a loss and a team-best 10 QB hurries.
- Was an all-state and academic all-state honoree as well as an all-district selection at Holy Cross High School (New Orleans, La.), where he played defensive end, defensive tackle and tight end during his career.

2026 SEASON: Has started all 10 games, recording 28 tackles (14 solo), 18 NGS QB pressures (No. 5 on the team), five QB hits (No. 4 on the team), two tackles for a loss and two sacks while also appearing on special teams, recording four tackles.

At Minnesota (Sept. 13): Started and played 40 defensive snaps, registering two tackles (both solo). Also appeared on 21 special teams snaps, recording one tackle.

At N.Y. Jets (Sept. 20): Started and played 31 snaps on defense, recording five tackles (two solo), a QB hit and a split sack of QB Geno Smith with CB Brandon Cisse in overtime. Also appeared on 17 snaps on special teams.

Vs. Atlanta (Sept. 24): Started and played 29 defensive snaps, recording three tackles (one solo). Also appeared on 14 special teams snaps.

At Tampa Bay (Oct. 4): Started and played 33 snaps on defense, posting two tackles (both assisted) and a QB pressure when he chased down QB Jalon Daniels, who was intercepted by S Evan Williams. Also appeared on nine special teams snaps.

Vs. Chicago (Oct. 11): Started and played 31 snaps on defense, recording one tackle (solo) and three QB pressures. Also played 16 snaps on special teams.

Vs. Dallas (Oct. 18): Started and played 40 snaps on defense, posting three tackles (two solo), three QB pressures, two QB hits (career high) and a tackle for a loss. Also played 12 snaps on special teams.

At Detroit (Oct. 25): Started and played 33 snaps on defense, recording three tackles (one solo) and one QB pressure, resulting in an incomplete pass in the fourth quarter. Also appeared on 15 snaps on special teams.

Vs. Carolina (Oct. 29): Started and played 33 defensive snaps, registering three tackles (all solo), a tackle for a loss, a QB hit and a sack when he brought down QB Bryce Young for a 5-yard loss in the fourth quarter. Also played 18 snaps on special teams, recording a tackle.

At New England (Nov. 8): Started and played 30 snaps on defense, posting two tackles (one solo) and two QB pressures. Also appeared on 25 special teams snaps, recording a tackle.

Vs. Minnesota (Nov. 15): Started and played 34 defensive snaps, recording four tackles (one solo), two QB pressures, a QB hit and a half-sack when he combined with EDGE Lukas Van Ness to bring down QB Kirk Cousins for a loss of 9 yards in the first quarter. Also played 19 snaps on special teams, posting a tackle.

BARRYN SORRELL'S NFL REGULAR-SEASON DEFENSIVE STATISTICS

			TACKLES							INTERCEPTIONS										ST			MISC	
YEAR	TEAM	GP	GS	TK	S	A	TFL	YDS	SK	YDS	QBH	NO	YDS	LG	TD	PD	FF	FR	TD	YDS	TK	S	A	FF	FR	S	A
2025	Packers	14	1	15	7	8	1	1	1.5	1.0	3	0	0	0	0	0	0	1	0	7	0	0	0	0	0	0	0
2026	Packers	10	10	28	14	14	2	7	2.0	12.5	5	0	0	0	0	0	0	0	0	0	4	4	0	0	0	0	0
NFL TOTALS		24	11	43	21	22	3	8	3.5	13.5	8	0	0	0	0	0	0	1	0	7	4	4	0	0	0	0	0

BARRYN SORRELL'S NFL POSTSEASON DEFENSIVE STATISTICS

			TACKLES							INTERCEPTIONS										ST			MISC	
YEAR	TEAM	GP	GS	TK	S	A	TFL	YDS	SK	YDS	QBH	NO	YDS	LG	TD	PD	FF	FR	TD	YDS	TK	S	A	FF	FR	S	A
2025	Packers	1	0	1	0	1	0	0	0.0	0.0	0	0	0	0	0	0	0	0	0	0	0	0	0	0	0	0	0
NFL TOTALS		1	0	1	0	1	0	0	0.0	0.0	0	0	0	0	0	0	0	0	0	0	0	0	0	0	0	0	0

SINGLE-GAME HIGHS: DEFENSIVE

Total Tackles	8 at Minnesota Vikings, Jan 04, 2026 5 at New York Jets, Sep 20, 2026	**Tackles For Loss**	1 vs. Carolina Panthers, Oct 29, 2026 1 vs. Dallas Cowboys, Oct 18, 2026 ...1 more at 1.
Solo Tackles	5 at Minnesota Vikings, Jan 04, 2026 3 vs. Carolina Panthers, Oct 29, 2026	**Special Teams Tackles**	1 vs. Minnesota Vikings, Nov 15, 2026 1 at New England Patriots, Nov 08, 2026 ...2 more at 1.
Sacks	1.0 vs. Carolina Panthers, Oct 29, 2026 1.0 at Minnesota Vikings, Jan 04, 2026	**Longest Opp Fumble Return**	7 at Minnesota Vikings, Jan 04, 2026
Fumble Recoveries	1 at Minnesota Vikings, Jan 04, 2026		

2026 GXG REGULAR SEASON (PACKERS)

DATE	OPPONENT	P/S	TK	S	A	SK	YDS	INT	PD	FF	FR
09/13	at Vikings	S	2	2	0	0.0	0.0	0	0	0	0
09/20	at Jets	S	5	2	3	0.5	3.0	0	0	0	0
09/24	Falcons	S	3	1	2	0.0	0.0	0	0	0	0
10/04	at Buccaneers	S	2	0	2	0.0	0.0	0	0	0	0
10/11	Bears	S	1	1	0	0.0	0.0	0	0	0	0
10/18	Cowboys	S	3	2	1	0.0	0.0	0	0	0	0
10/25	at Lions	S	3	1	2	0.0	0.0	0	0	0	0
10/29	Panthers	S	3	3	0	1.0	5.0	0	0	0	0
11/08	at Patriots	S	2	1	1	0.0	0.0	0	0	0	0
11/15	Vikings	S	4	1	3	0.5	4.5	0	0	0	0
2026 TOTALS		**10-10**	**28**	**14**	**14**	**2.0**	**12.5**	**0**	**0**	**0**	**0**



Ht: 6-3 | Wt: 200 | Born: September 8, 1997 | NFL Games Played/Started: 77/47 | Acquired: UFA (LAC)-26

AT A GLANCE

- Last name is pronounced saint-JUICE.
- Has played in 70 games with 47 starts during his NFL career (2021-24 with Washington, 2025 with the L.A. Chargers), recording 235 tackles (181 solo), four tackles for a loss, three sacks, two interceptions, 41 passes defensed, four forced fumbles and a fumble recovery.
- Was one of only five NFL players to register 40-plus passes defensed, four-plus forced fumbles, three-plus sacks and multiple interceptions from 2021-25.
- Ranked No. 4 in the NFL with a career-high 17 passes defensed in 2023 while also posting a career-high two forced fumbles.
- Spent two years at the University of Michigan (2017-18) and two years at the University of Minnesota (2019-20).
- Earned All-Big Ten honorable mention in 2019 after setting career highs in games played (13), starts (nine), tackles (45), solo tackles (36), tackles for a loss (1½) and passes defensed (10, tied for the team lead and tied for No. 5 in the conference).

2026 SEASON: Has appeared in seven games and has registered one tackle on special teams while also seeing action on defense, recording one tackle (assisted)…Has been inactive for three games (hamstring).

At Minnesota (Sept. 13): Appeared on 22 special teams snaps, recording a tackle. Also appeared on one defensive snap.

At N.Y. Jets (Sept. 20): Inactive (hamstring).

Vs. Atlanta (Sept. 24): Saw action on 11 special teams snaps.

At Tampa Bay (Oct. 4): Played 15 snaps on special teams.

Vs. Chicago (Oct. 11): Played 10 snaps on special teams before exiting the game with a hamstring injury.

Vs. Dallas (Oct. 18): Inactive (hamstring).

At Detroit (Oct. 25): Inactive (hamstring).

Vs. Carolina (Oct. 29): Appeared on nine special teams snaps.

At New England (Nov. 8): Played 12 defensive snaps, recording one tackle (assisted) while also appearing on 19 special teams snaps.

Vs. Minnesota (Nov. 15): Saw action on 12 special teams snaps.

REGULAR-SEASON COMPARISON: DEFENSIVE - LOS ANGELES RAMS

				TACKLES								MISC		
DATE	OPP	W/L	GP/GS	TOT	SOLO	ASST	SACK	YDS.	INT	TFL	PD	QBH	TD	FF	FR
12/17/23	WAS @ LA	L	S	3	1	2	0.0	0.0	0	0	1	0	0	1	0
TOTALS		**0/1**	**1/1**	**3**	**1**	**2**	**0.0**	**0.0**	**0**	**0**	**1**	**0**	**0**	**1**	**0**

BENJAMIN ST-JUSTE'S NFL REGULAR-SEASON DEFENSIVE STATISTICS

				TACKLES						INTERCEPTIONS									ST				MISC	
YEAR	TEAM	GP	GS	TK	S	A	TFL	YDS	SK	YDS	QBH	NO	YDS	LG	TD	PD	FF	FR	TD	YDS	TK	S	A	FF	FR	S	A
2021	Football Team	9	3	26	20	6	1	1	0.0	0.0	0	0	0	0	0	3	0	0	0	0	0	0	0	0	0	0	0
2022	Commanders	12	12	42	34	8	2	12	2.0	12.0	3	0	0	0	0	7	1	0	0	0	0	0	0	0	0	0	0
2023	Commanders	16	16	67	52	15	1	3	1.0	3.0	1	1	0	0	0	17	2	0	0	0	0	0	0	0	0	0	0
2024	Commanders	17	14	71	56	15	0	0	0.0	0.0	0	0	0	0	0	7	1	0	0	0	0	0	0	0	1	0	0
2025	Chargers	16	2	29	19	10	0	0	0.0	0.0	0	1	0	0	0	7	0	0	0	0	8	3	5	0	0	0	0
2026	Packers	7	0	1	0	1	0	0	0.0	0.0	0	0	0	0	0	0	0	0	0	0	1	1	0	0	0	0	0
NFL TOTALS		**77**	**47**	**236**	**181**	**55**	**4**	**16**	**3.0**	**15.0**	**4**	**2**	**0**	**0**	**0**	**41**	**4**	**0**	**0**	**0**	**9**	**4**	**5**	**0**	**1**	**0**	**0**

BENJAMIN ST-JUSTE'S NFL POSTSEASON DEFENSIVE STATISTICS

				TACKLES						INTERCEPTIONS									ST				MISC	
YEAR	TEAM	GP	GS	TK	S	A	TFL	YDS	SK	YDS	QBH	NO	YDS	LG	TD	PD	FF	FR	TD	YDS	TK	S	A	FF	FR	S	A
2024	Commanders	3	0	2	2	0	0	0	0.0	0.0	0	0	0	0	0	0	0	0	0	0	0	0	0	0	0	0	0
2025	Chargers	1	0	1	0	1	0	0	0.0	0.0	0	0	0	0	0	0	0	0	0	0	0	0	0	0	0	0	0
NFL TOTALS		**4**	**0**	**3**	**2**	**1**	**0**	**0**	**0.0**	**0.0**	**0**	**0**	**0**	**0**	**0**	**0**	**0**	**0**	**0**	**0**	**0**	**0**	**0**	**0**	**0**	**0**	**0**

SINGLE-GAME HIGHS: DEFENSIVE

Total Tackles	7 vs. Minnesota Vikings, Oct 23, 2025 7 at Philadelphia Eagles, Nov 14, 2024 ...5 more at 7.
Solo Tackles	7 vs. Minnesota Vikings, Oct 23, 2025 6 at Philadelphia Eagles, Nov 14, 2024 ...3 more at 6.
Sacks	1.0 vs. New York Giants, Nov 19, 2023 1.0 at San Francisco 49ers, Dec 24, 2022 ...1 more at 1.0.
Passes Defensed	4 at New York Giants, Oct 22, 2023 3 vs. New York Giants, Sep 15, 2024 ...2 more at 3.
Forced Fumbles	1 vs. New York Giants, Sep 15, 2024 1 at Los Angeles Rams, Dec 17, 2023 ...2 more at 1.
Tackles For Loss	1 vs. New York Giants, Nov 19, 2023 1 at San Francisco 49ers, Dec 24, 2022 ...2 more at 1.
Interceptions	1 at Miami Dolphins, Oct 12, 2025 1 at Atlanta Falcons, Oct 15, 2023
Special Teams Tackles	2 at Kansas City Chiefs, Dec 14, 2025 2 vs. Denver Broncos, Sep 21, 2025 ...1 more at 2.
Special Teams Fumble Recoveries	1 vs. Philadelphia Eagles, Dec 22, 2024

2026 GXG REGULAR SEASON (PACKERS)

DATE	OPPONENT	P/S	TK	S	A	SK	YDS	INT	PD	FF	FR
09/13	at Vikings	P	0	0	0	0.0	0.0	0	0	0	0
09/20	at Jets		INACTIVE/INJURY								
09/24	Falcons	P	0	0	0	0.0	0.0	0	0	0	0
10/04	at Buccaneers	P	0	0	0	0.0	0.0	0	0	0	0
10/11	Bears	P	0	0	0	0.0	0.0	0	0	0	0
10/18	Cowboys		INACTIVE/INJURY								
10/25	at Lions		INACTIVE/INJURY								
10/29	Panthers	P	0	0	0	0.0	0.0	0	0	0	0
11/08	at Patriots	P	1	0	1	0.0	0.0	0	0	0	0
11/15	Vikings	P	0	0	0	0.0	0.0	0	0	0	0
2026	**TOTALS**	**7-0**	**1**	**0**	**1**	**0.0**	**0.0**	**0**	**0**	**0**	**0**



Ht: 6-3 | Wt: 207 | Born: September 6, 2002 | NFL Games Played/Started: 9/0 | Acquired: FA-26

AT A GLANCE

- Signed by Green Bay as an undrafted free agent on May 1, 2026.
- Appeared in 52 games with 42 starts across five seasons of college football, spending his final season (2025) at Florida, two seasons (2023-24) at UCLA and two seasons (2021-22) at California, posting totals of 150 receptions for 2,073 yards (13.8 avg.) and 16 TDs.
- Led the nation's freshmen in receptions (65) and receptions per game (5.4) while ranking No. 2 in receiving yards (755) and receiving yards per game (62.9) and tied for No. 2 in TD receptions (seven).
- Posted a school-record 188 catches for 2,303 yards (12.3 avg.) and 23 TDs in his time at Marcus, helping the Marauders win the Texas 6A Region I District 6 title and reach the opening round of the state playoffs.

2026 SEASON: Has appeared in nine games, seeing time on offense and special teams, and has posted six catches for 75 yards (12.5 avg.) and a TD…Has registered six tackles on special teams (tied for No. 5 on the team).

At Minnesota (Sept. 13): Inactive (healthy scratch).

At N.Y. Jets (Sept. 20): Played nine snaps on offense and 18 on special teams in his NFL debut, recording a tackle on special teams.

Vs. Atlanta (Sept. 24): Appeared on 21 snaps on offense and 12 on special teams, finishing with three receptions for 22 yards (7.3 avg.). Made his first NFL catch in the third quarter, a 9-yard grab from QB Jordan Love over the middle to convert a third down.

At Tampa Bay (Oct. 4): Played two snaps on offense and 10 on special teams.

Vs. Chicago (Oct. 11): Appeared on eight plays on offense and 11 on special teams, posting a career-high two tackles on special teams.

Vs. Dallas (Oct. 18): Played four snaps on offense and 14 on special teams, recording a pair of tackles on special teams for the second straight game.

At Detroit (Oct. 25): Appeared on four plays on offense and 11 on special teams and registered a special teams tackle.

Vs. Carolina (Oct. 29): Played a season-high 29 snaps on offense and 18 on special teams, posting a 16-yard grab over the middle on the third quarter to the Carolina 23.

At New England (Nov. 8): Appeared on 15 plays on offense and 20 on special teams.

Vs. Minnesota (Nov. 15): Played nine snaps on offense and 16 on special teams, posting a pair of catches for 37 yards (18.5 avg.), highlighted by his first NFL touchdown catch when he hauled in a 32-yarder down the seam from QB Jordan Love in the third quarter.

J. MICHAEL STURDIVANT'S NFL REGULAR-SEASON RUSHING/RECEIVING STATISTICS

				RECEIVING					RUSHING				
DATE	TEAM	GP	GS	NO.	YDS.	AVG.	LG	TD	NO.	YDS.	AVG.	LG	TD
2026	Packers	9	0	6	75	12.5	32t	1	0	0	0.0	0	0
NFL TOTALS		**9**	**0**	**6**	**75**	**12.5**	**32t**	**1**	**0**	**0**	**0.0**	**0**	**0**

SINGLE-GAME HIGHS: RUSHING/RECEIVING

Receptions	3 vs. Atlanta Falcons, Sep 24, 2026 2 vs. Minnesota Vikings, Nov 15, 2026
Receiving Yards	37 vs. Minnesota Vikings, Nov 15, 2026 22 vs. Atlanta Falcons, Sep 24, 2026
Receiving Average	7.3 vs. Atlanta Falcons, Sep 24, 2026
Longest Receptions	32t vs. Minnesota Vikings, Nov 15, 2026 16 vs. Carolina Panthers, Oct 29, 2026
Receiving TDs	1 vs. Minnesota Vikings, Nov 15, 2026
All-Purpose Yards	87 vs. Minnesota Vikings, Nov 15, 2026 51 vs. Dallas Cowboys, Oct 18, 2026
Kickoff Returns	2 vs. Minnesota Vikings, Nov 15, 2026 2 vs. Dallas Cowboys, Oct 18, 2026
Kickoff Return Yards	51 vs. Dallas Cowboys, Oct 18, 2026 50 vs. Minnesota Vikings, Nov 15, 2026
Longest Kickoff Return	27 vs. Dallas Cowboys, Oct 18, 2026 26 vs. Minnesota Vikings, Nov 15, 2026 …1 more at 26.
Special Teams Tackles	2 vs. Dallas Cowboys, Oct 18, 2026 2 vs. Chicago Bears, Oct 11, 2026
Most TDs	1 vs. Minnesota Vikings, Nov 15, 2026
Scrimmage Yards	37 vs. Minnesota Vikings, Nov 15, 2026 22 vs. Atlanta Falcons, Sep 24, 2026

2026 GXG REGULAR SEASON (PACKERS)

			RECEIVING					RUSHING				
DATE	OPPONENT	P/S	NO.	YDS.	AVG.	LG	TD	NO.	YDS.	AVG.	LG	TD
09/13	at Vikings						INACTIVE					
09/20	at Jets	P	0	0	0.0	0	0	0	0	0.0	0	0
09/24	Falcons	P	3	22	7.3	10	0	0	0	0.0	0	0
10/04	at Buccaneers	P	0	0	0.0	0	0	0	0	0.0	0	0
10/11	Bears	P	0	0	0.0	0	0	0	0	0.0	0	0
10/18	Cowboys	P	0	0	0.0	0	0	0	0	0.0	0	0
10/25	at Lions	P	0	0	0.0	0	0	0	0	0.0	0	0
10/29	Panthers	P	1	16	16.0	16	0	0	0	0.0	0	0
11/08	at Patriots	P	0	0	0.0	0	0	0	0	0.0	0	0
11/15	Vikings	P	2	37	18.5	32t	1	0	0	0.0	0	0
2026 TOTALS		**9-0**	**6**	**75**	**12.5**	**32t**	**1**	**0**	**0**	**0.0**	**0**	**0**

2026 GXG REGULAR SEASON (PACKERS)

			KICKOFF RETURNS					PUNT RETURNS							
DATE	OPPONENT	P/S	RET	YDS	AVG	LG	TD	NO	FC	YDS	AVG	LG	TD	W/L	SCORE
09/13	at Vikings							INACTIVE						L	22-39
09/20	at Jets	P	0	0	0.0	0	0	0	0	0	0.0	0	0	W	20-17+
09/24	Falcons	P	0	0	0.0	0	0	0	0	0	0.0	0	0	L	14-35
10/04	at Buccaneers	P	0	0	0.0	0	0	0	0	0	0.0	0	0	W	17-14
10/11	Bears	P	0	0	0.0	0	0	0	0	0	0.0	0	0	W	31-7
10/18	Cowboys	P	2	51	25.5	27	0	0	0	0	0.0	0	0	W	23-13
10/25	at Lions	P	1	24	24.0	24	0	0	0	0	0.0	0	0	L	17-20
10/29	Panthers	P	0	0	0.0	0	0	0	0	0	0.0	0	0	W	27-19
11/08	at Patriots	P	1	26	26.0	26	0	0	0	0	0.0	0	0	W	45-27
11/15	Vikings	P	2	50	25.0	26	0	0	0	0	0.0	0	0	L	10-30
2026 TOTALS		**9-0**	**6**	**151**	**25.2**	**27**	**0**	**0**	**0**	**0**	**0.0**	**0**	**0**	**6-4**	

+ - Overtime



Ht: 6-1 | Wt: 217 | Born: August 3, 1989 | NFL Games Played/Started: 103/62 | Acquired: FA-26

AT A GLANCE

- First name is pronounced TIE-rod.
- Is the only QB in NFL history with 10,000-plus passing yards, 2,000-plus rushing yards, 70-plus passing TDs, 20-plus rushing TDs and fewer than 35 INTs.
- Has started games for six different teams during his NFL career (Buffalo, Cleveland, L.A. Chargers, Houston, N.Y. Giants, N.Y. Jets), appearing in 100 regular-season contests with 62 starts.
- Has thrown zero INTs/one INT in 60 of his 62 career NFL starts and has posted a passer rating of 90-plus in 34 of his starts.
- In his three seasons as the starting QB for the Buffalo Bills (2015-17), ranked No. 2 in the NFL among QBs over that span in both rushing yards (1,575) and rushing TDs (14).
- Was the only QB in the league to register 2,500-plus passing yards and 400-plus rushing yards each season from 2015-17.
- Was named to his first career Pro Bowl in 2015 with Buffalo and helped lead the Bills to the playoffs in 2017, their first postseason berth since 1999.
- Posted a 34-8 record (.810) as a starter at Virginia Tech, helping to guide the Hokies to four bowl berths and three appearances in the ACC title game.

2026 SEASON: Has served as the No. 2 QB in all 10 games, seeing action in three contests…Has completed 1 of 2 passes (50.0 pct.) for 3 yards.

At Minnesota (Sept. 13): Served as the No. 2 QB, but did not play.

At N.Y. Jets (Sept. 20): Was the No. 2 QB and did not see any action.

Vs. Atlanta (Sept. 24): Served as the No. 2 QB, but did not see any action.

At Tampa Bay (Oct. 4): Was the No. 2 QB, but did not play.

Vs. Chicago (Oct. 11): Made his debut with the Packers, taking over for QB Jordan Love for the final two snaps of the game (kneel-downs) in the 31-7 win.

Vs. Dallas (Oct. 18): Served as the No. 2 QB, but did not see any action.

At Detroit (Oct. 25): Was the No. 2 QB, but did not see any action.

Vs. Carolina (Oct. 29): Served as the No. 2 QB, but did not play.

At New England (Nov. 8): Took over at QB for the final two drives with the Packers holding a 45-21 lead, appearing on eight snaps.

Vs. Minnesota (Nov. 15): Took over at QB for the final drive of the game with the Packers trailing, 30-10, and completed 1 of 2 passes (50.0 pct.) for 3 yards.

REGULAR-SEASON COMPARISON: PASSING - LOS ANGELES RAMS

DATE	OPP	W/L	GP/GS	C	ATT	YDS.	AVG.	TD	LG	INT	SK	SKYD	RTG
10/9/16	BUF @ LA	W	S	12	23	124	5.4	2	29	0	2	12	97.0
12/31/23	NYG vs. LA	L	S	27	41	319	7.8	1	80	1	6	35	87.3
TOTALS		**1/1**	**2/2**	**39**	**64**	**443**	**6.9**	**3**	**80**	**1**	**8**	**47**	--

TYROD TAYLOR'S NFL REGULAR-SEASON PASSING/RUSHING STATISTICS

				PASSING										RUSHING				
DATE	TEAM	GP	GS	ATT.	CMP.	PCT.	YDS	AVG.	TD	INT.	LG	SK	LST	RATE	NO.	YDS.	AVG.	LG	TD
2011	Ravens	3	0	1	1	100.0	18	18.0	0	0	18	2	3	118.8	1	2	2.0	2	0
2012	Ravens	7	0	29	17	58.6	179	6.2	0	1	25	3	30	62.3	14	73	5.2	28	1
2013	Ravens	3	0	5	1	20.0	2	0.4	0	1	2	0	0	0.0	8	64	8.0	25	0
2014	Ravens	1	0	0	0	0.0	0	0.0	0	0	0	0	0	0.0	4	-3	-0.8	0	0
2015	Bills	14	14	380	242	63.7	3,035	8.0	20	6	63	36	212	99.4	104	568	5.5	31	4
2016	Bills	15	15	436	269	61.7	3,023	6.9	17	6	84t	42	192	89.7	95	580	6.1	49	6
2017	Bills	15	14	420	263	62.6	2,799	6.7	14	4	47	46	256	89.2	84	427	5.1	32	4
2018	Browns	4	3	85	42	49.4	473	5.6	2	2	47t	13	81	64.5	16	125	7.8	24	1
2019	Chargers	8	0	6	4	66.7	33	5.5	1	0	14t	0	0	120.1	10	7	0.7	9	0
2020	Chargers	2	1	30	16	53.3	208	6.9	0	0	37	2	1	75.4	6	7	1.2	4	0
2021	Texans	6	6	150	91	60.7	966	6.4	5	5	52	13	119	76.7	19	151	7.9	30	3
2022	Giants	3	0	8	6	75.0	58	7.3	1	1	19t	3	18	94.8	5	70	14.0	32	0
2023	Giants	11	5	180	116	64.4	1,341	7.5	5	3	80t	17	94	89.1	38	197	5.2	31	0
2024	Jets	2	0	22	17	77.3	119	5.4	3	0	20t	0	0	128.6	3	13	4.3	7	0
2025	Jets	6	4	134	80	59.7	779	5.8	5	5	52t	14	82	72.9	27	143	5.3	15	1
2026	Packers	3	0	2	1	50.0	3	1.5	0	0	3	0	0	56.3	2	-2	-1.0	0	0
TOTALS		**103**	**62**	**1,888**	**1,166**	**61.8**	**13,036**	**6.9**	**73**	**34**	**84t**	**191**	**1,088**	**87.7**	**436**	**2,422**	**5.6**	**49**	**20**

TYROD TAYLOR'S NFL POSTSEASON PASSING/RUSHING STATISTICS

				PASSING											RUSHING				
DATE	TEAM	GP	GS	ATT.	CMP.	PCT.	YDS	AVG.	TD	INT.	LG	SK	LST	RATE	NO.	YDS.	AVG.	LG	TD
2017	Bills	1	1	37	17	45.9	134	3.6	0	1	16	2	15	44.2	7	27	3.9	9	0
TOTALS		**1**	**1**	**37**	**17**	**45.9**	**134**	**3.6**	**0**	**1**	**16**	**2**	**15**	**44.2**	**7**	**27**	**3.9**	**9**	**0**

SINGLE-GAME HIGHS: QUARTERBACK

Pass Attempts	43 at Miami Dolphins, Nov 07, 2021 42 vs. New York Giants, Oct 04, 2015
Pass Completions	29 at New York Jets, Nov 02, 2017 28 vs. New York Giants, Oct 04, 2015
Yards Passing	329 vs. Miami Dolphins, Dec 24, 2016 319 vs. Los Angeles Rams, Dec 31, 2023
TD Passes	3 vs. Miami Dolphins, Dec 24, 2016 3 vs. New York Jets, Sep 15, 2016 ...4 more at 3.
Long Passes	84t vs. New York Jets, Sep 15, 2016 80t vs. Los Angeles Rams, Dec 31, 2023
Completion Percentage	76.9 vs. Denver Broncos, Sep 24, 2017 76.7 vs. New England Patriots, Sep 20, 2015
Passer Rating	146.5 vs. Miami Dolphins, Nov 08, 2015 145.4 vs. Philadelphia Eagles, Dec 11, 2022
Rush Attempts	14 vs. Dallas Cowboys, Dec 27, 2015 12 vs. Miami Dolphins, Dec 24, 2016
Rushing Yards	79 at Washington Redskins, Dec 20, 2015 77 vs. Pittsburgh Steelers, Sep 09, 2018
Rushing Average	9.6 vs. Pittsburgh Steelers, Sep 09, 2018 9.5 at Tennessee Titans, Oct 11, 2015
Longest Runs	49 vs. Arizona Cardinals, Sep 25, 2016 32 vs. Philadelphia Eagles, Dec 11, 2022 ...1 more at 32.
Rushing TDs	2 at Tennessee Titans, Nov 21, 2021 1 vs. Atlanta Falcons, Nov 30, 2025 ...17 more at 1.

SINGLE-GAME HIGHS - POSTSEASON: QUARTERBACK

Pass Attempts	37 at Jacksonville Jaguars, Jan 07, 2018
Pass Completions	17 at Jacksonville Jaguars, Jan 07, 2018
Yards Passing	134 at Jacksonville Jaguars, Jan 07, 2018
Long Passes	16 at Jacksonville Jaguars, Jan 07, 2018 15 at Jacksonville Jaguars, Jan 07, 2018
Completion Percentage	45.9 at Jacksonville Jaguars, Jan 07, 2018
Passer Rating	44.2 at Jacksonville Jaguars, Jan 07, 2018
Rush Attempts	7 at Jacksonville Jaguars, Jan 07, 2018
Rushing Yards	27 at Jacksonville Jaguars, Jan 07, 2018
Rushing Average	3.9 at Jacksonville Jaguars, Jan 07, 2018
Longest Runs	9 at Jacksonville Jaguars, Jan 07, 2018 8 at Jacksonville Jaguars, Jan 07, 2018

2026 GXG REGULAR SEASON (PACKERS)

			PASSING											RUSHING			
DATE	OPPONENT	P/S	ATT	CMP	YDS	PCT	Y/A	Y/C	TD	INT	LG	SK/YD	RATE	ATT	YDS	LG	TD
09/13	at Vikings								DID NOT PLAY								
09/20	at Jets								DID NOT PLAY								
09/24	Falcons								DID NOT PLAY								
10/04	at Buccaneers								DID NOT PLAY								
10/11	Bears	P	0	0	0	0.0	0.0	0.0	0	0	0	0/0	0.0	2	-2	-1	0
10/18	Cowboys								DID NOT PLAY								
10/25	at Lions								DID NOT PLAY								
10/29	Panthers								DID NOT PLAY								
11/08	at Patriots	P	0	0	0	0.0	0.0	0.0	0	0	0	0/0	0.0	0	0	0	0
11/15	Vikings	P	2	1	3	50.0	1.5	3.0	0	0	3	0/0	56.2	0	0	0	0
2026 TOTALS		**3-0**	**2**	**1**	**3**	**50.0**	**1.5**	**3.0**	**0**	**0**	**3**	**0/0**	**56.3**	**2**	**-2**	**-1**	**0**



Ht: 6-3 | Wt: 316 | Born: February 9, 1992 | NFL Games Played/Started: 180/169 | Acquired: FA-26 (PS-Dal.)

AT A GLANCE

- Was signed by the Packers from the Dallas Cowboys' practice squad on Sept. 28, 2026.
- Appeared in 173 games with 162 starts in his first 11 seasons (2015-25) in the NFL, with all but one of his starts (right guard) coming at left guard.
- Started all 80 games he appeared in for San Francisco from 2017-21, helping the 49ers rank No. 6 in the NFL over that span in yards per game (367.4) and yards per play (5.8), and earned Pro Bowl honors in 2021.
- Was drafted by the Detroit Lions in the first round (No. 28 overall) of the 2015 NFL Draft out of Duke, where he was a four-year starter and earned consensus All-America recognition in 2014.

2026 SEASON: Has started all seven games he has appeared in (five at LG, two at RG)…Has helped protect QB Jordan Love, who ranks No. 2 in the NFL in passing yards (2,838) and tied for No. 8 in TD passes (20).

At Tampa Bay (Oct. 4): Started at LG and played all 60 snaps, part of a line that allowed zero sacks and two QB hits on the afternoon.

Vs. Chicago (Oct. 11): Started at LG and played all 61 snaps, helping to protect Love as he posted a career-high 137.5 passer rating (25 of 31 for 367 yards and two TDs with no INTs).

Vs. Dallas (Oct. 18): Started at LG and played all 75 snaps, part of a line that helped Love throw for 276 yards and a TD on 23-of-41 passing.

At Detroit (Oct. 25): Started at LG and appeared on all 67 snaps, helping to protect Love (274 yards passing and two TDs with one INT) as the line allowed only one sack on the afternoon.

Vs. Carolina (Oct. 29): Started at RG for just the second time in his career (Oct. 16, 2026, vs. L.A. Rams) and played all 69 snaps, part of a line that did not allow a sack of Love as he threw for 288 yards and three TDs on 30-of-41 passing.

At New England (Nov. 8): Started and RG and played 58 of 66 snaps, taking 46 snaps at RG and 12 at LG. Helped to protect Love as he posted a career-high 153.2 passer rating and a season-best 372 passing yards and three TDs on 23-of-29 passing. Came out of the game in the fourth quarter with the Packers holding a 45-21 lead.

Vs. Minnesota (Nov. 15): Started at LG and played all 55 snaps.

LAKEN TOMLINSON'S NFL REGULAR-SEASON STATISTICS

DATE	TEAM	GP	GS
2015	Lions	16	14
2016	Lions	16	10
2017	49ers	15	15
2018	49ers	16	16
2019	49ers	16	16
2020	49ers	16	16
2021	49ers	17	17
2022	Jets	17	17
2023	Jets	17	17
2024	Seahawks	17	17
2025	Texans	10	7
2026	Packers	7	7
NFL TOTALS		**180**	**169**

LAKEN TOMLINSON'S NFL POSTSEASON STATISTICS

DATE	TEAM	GP	GS
2016	Lions	1	1
2019	49ers	3	3
2021	49ers	3	3
NFL TOTALS		**7**	**7**

2026 GXG REGULAR SEASON (PACKERS)

DATE	OPPONENT	P/S
10/04	at Buccaneers	S
10/11	Bears	S
10/18	Cowboys	S
10/25	at Lions	S
10/29	Panthers	S
11/08	at Patriots	S
11/15	Vikings	S
2026 TOTALS		**7-7**



Ht: 6-0 | Wt: 189 | Born: September 9, 2001 | NFL Games Played/Started: 58/30 | Acquired: D7a-23

AT A GLANCE

- Has played in 49 games with 30 starts since entering the league in 2023 and is one of two Packers to post four-plus passes defensed each of the past three seasons (CB Keisean Nixon).
- Joins Nixon as the only Green Bay cornerbacks to post 30-plus tackles each of the past three seasons.
- Dating back to 2000, his 18 passes defensed from 2023-25 are tied for No. 6 among Green Bay CBs in their first three NFL seasons (TruMedia).
- Has started all four postseason contests in his career and became the first Green Bay CB since 2000 to record 20-plus tackles and an interception over his first four career playoff games.
- Played in 35 career games with 25 straight starts to finish his career at Kentucky (2020-22), leading the Wildcats and ranking No. 9 in the Southeastern Conference in passes defensed with 11 in 2022.

2026 SEASON: Has appeared in nine games on special teams and defense, recording 13 tackles (nine solo) and three passes defensed.

At Minnesota (Sept. 13): Appeared on 16 defensive snaps and three on special teams.

At N.Y. Jets (Sept. 20): Appeared on two snaps on defense and six on special teams.

Vs. Atlanta (Sept. 24): Dressed but did not see any action.

At Tampa Bay (Oct. 4): Played nine snaps on defense, registering one tackle (solo).

Vs. Chicago (Oct. 11): Played nine snaps on defense and three snaps on special teams.

Vs. Dallas (Oct. 18): Saw action on 26 defensive snaps, posting four tackles (three solo) and a pass defensed. Broke up a pass intended for WR George Pickens in the fourth quarter.

At Detroit (Oct. 25): Played five defensive snaps, recording one tackle (assisted). Also appeared on one special teams snap.

Vs. Carolina (Oct. 29): Appeared on two snaps on defense and one snap on special teams.

At New England (Nov. 8): Saw action on 13 defensive snaps, registering a pass defensed while also appearing on one special teams snap.

Vs. Minnesota (Nov. 15): Played 55 defensive snaps in place of Brandon Cisse (rib injury in the first quarter), posting a season-high seven tackles (five solo) and a pass defensed while appearing on three special teams snaps.

REGULAR-SEASON COMPARISON: DEFENSIVE - LOS ANGELES RAMS

				TACKLES									MISC		
DATE	OPP	W/L	GP/GS	TOT	SOLO	ASST	SACK	YDS.	INT	TFL	PD	QBH	TD	FF	FR
11/5/23	GB vs. LA	W	S	2	2	0	0.0	0.0	0	0	3	0	0	0	0
10/6/24	GB @ LA	W	P	1	0	1	0.0	0.0	0	0	0	0	0	0	0
TOTALS		**2/0**	**2/1**	**3**	**2**	**1**	**0.0**	**0.0**	**0**	**0**	**3**	**0**	**0**	**0**	**0**

CARRINGTON VALENTINE'S NFL REGULAR-SEASON DEFENSIVE STATISTICS

				TACKLES							INTERCEPTIONS										ST			MISC	
YEAR	TEAM	GP	GS	TK	S	A	TFL	YDS	SK	YDS	QBH	NO	YDS	LG	TD	PD	FF	FR	TD	YDS	TK	S	A	FF	FR	S	A
2023	Packers	17	12	42	32	10	0	0	0.0	0.0	0	0	0	0	0	9	0	1	0	50	2	1	1	0	0	0	0
2024	Packers	15	7	30	16	14	0	0	0.0	0.0	0	2	51	31	0	5	2	0	0	0	2	2	0	0	0	0	0
2025	Packers	17	11	30	24	6	0	0	0.0	0.0	0	0	0	0	0	4	0	0	0	0	1	1	0	0	0	0	0
2026	Packers	9	0	13	9	4	0	0	0.0	0.0	0	0	0	0	0	3	0	0	0	0	0	0	0	0	0	0	0
NFL TOTALS		**58**	**30**	**115**	**81**	**34**	**0**	**0**	**0.0**	**0.0**	**0**	**2**	**51**	**31**	**0**	**21**	**2**	**1**	**0**	**50**	**5**	**4**	**1**	**0**	**0**	**0**	**0**

CARRINGTON VALENTINE'S NFL POSTSEASON DEFENSIVE STATISTICS

				TACKLES							INTERCEPTIONS										ST			MISC	
YEAR	TEAM	GP	GS	TK	S	A	TFL	YDS	SK	YDS	QBH	NO	YDS	LG	TD	PD	FF	FR	TD	YDS	TK	S	A	FF	FR	S	A
2023	Packers	2	2	12	9	3	0	0	0.0	0.0	0	0	0	0	0	0	0	0	0	0	0	0	0	0	0	0	0
2024	Packers	1	1	5	3	2	0	0	0.0	0.0	0	0	0	0	0	0	0	0	0	0	0	0	0	0	0	0	0
2025	Packers	1	1	3	3	0	0	0	0.0	0.0	0	1	1	1	0	1	0	0	0	0	0	0	0	0	0	0	0
NFL TOTALS		**4**	**4**	**20**	**15**	**5**	**0**	**0**	**0.0**	**0.0**	**0**	**1**	**1**	**1**	**0**	**1**	**0**	**0**	**0**	**0**	**0**	**0**	**0**	**0**	**0**	**0**	**0**

SINGLE-GAME HIGHS: DEFENSIVE

Total Tackles	9 at Chicago Bears, Nov 17, 2024
	8 at Denver Broncos, Oct 22, 2023
Solo Tackles	7 at Denver Broncos, Oct 22, 2023
	5 vs. Minnesota Vikings, Nov 15, 2026
Passes Defensed	3 vs. Los Angeles Chargers, Nov 19, 2023
	3 vs. Los Angeles Rams, Nov 05, 2023
Forced Fumbles	1 vs. Chicago Bears, Jan 05, 2025
	1 vs. New Orleans Saints, Dec 23, 2024
Fumble Recoveries	1 at New York Giants, Dec 11, 2023
Interceptions	1 at Minnesota Vikings, Dec 29, 2024
	1 at Seattle Seahawks, Dec 15, 2024
Interception Return Yards	31 at Minnesota Vikings, Dec 29, 2024
	20 at Seattle Seahawks, Dec 15, 2024
Special Teams Tackles	2 vs. Minnesota Vikings, Oct 29, 2023
	1 vs. Chicago Bears, Jan 05, 2025
	...1 more at 1.

2026 GXG REGULAR SEASON (PACKERS)

DATE	OPPONENT	P/S	TK	S	A	SK	YDS	INT	PD	FF	FR
09/13	at Vikings	P	0	0	0	0.0	0.0	0	0	0	0
09/20	at Jets	P	0	0	0	0.0	0.0	0	0	0	0
09/24	Falcons					DID NOT PLAY					
10/04	at Buccaneers	P	1	1	0	0.0	0.0	0	0	0	0
10/11	Bears	P	0	0	0	0.0	0.0	0	0	0	0
10/18	Cowboys	P	4	3	1	0.0	0.0	0	1	0	0
10/25	at Lions	P	1	0	1	0.0	0.0	0	0	0	0
10/29	Panthers	P	0	0	0	0.0	0.0	0	0	0	0
11/08	at Patriots	P	0	0	0	0.0	0.0	0	1	0	0
11/15	Vikings	P	7	5	2	0.0	0.0	0	1	0	0
2026 TOTALS		**9-0**	**13**	**9**	**4**	**0.0**	**0.0**	**0**	**3**	**0**	**0**



LUKAS VAN NESS

90 EDGE DEFENDER
IOWA

Fourth NFL Season | Fourth Packers Season

Ht: 6-5 | Wt: 272 | Born: July 6, 2001 | NFL Games Played/Started: 53/12 | Acquired: D1-23

AT A GLANCE

- Saw action in 43 games with two starts in his first three seasons with the Packers (2023-25), ranking No. 5 on the team in Next Gen Stat pressure rate (10.8 pct.) and tying for No. 5 in QB hits (23), sacks (8½) and tackles for a loss (17) over that span.
- Dating back to 2000, ranks in the top 10 of Green Bay players in their first three NFL seasons in QB hits (23, t-No. 4) and tackles for a loss (17, t-No. 7).
- Joined LB Clay Matthews as the only Packers since 2000 to post six-plus tackles for a loss in both of his first two NFL seasons (2023-24).
- Has appeared in all four postseason contests over his first three seasons, recording 12 tackles (six solo), two sacks (No. 1 on the team over that span), three QB hits and two tackles for a loss.
- Earned second-team All-Big Ten honors from the conference's coaches and media as a redshirt sophomore in 2022, playing both end and tackle and recording 38 tackles (17 solo), a team-high 11 tackles for a loss and 6½ sacks (tied for team lead).

2026 SEASON: Has started all 10 contests, recording 37 tackles (22 solo), six sacks (No. 1 on the team), a team-leading 13 QB hits and seven tackles for a loss (No. 1 on the team)...Leads the team in Next Gen Stat QB pressures (36) this season (TruMedia)...Has posted three-plus NGS QB pressures in seven games (3, 9, 1, 4, 4, 4, 1, 5, 2, 3)...Has posted a sack in five contests and has recorded a QB hit in eight games.

At Minnesota (Sept. 13): Started and played 43 snaps on defense, recording four tackles (all solo), a tackle for a loss, a QB hit and a sack when he beat the tackle and then the guard to take down QB Carson Wentz for a loss of 5 yards on a third-and-4 in the second quarter. His other three tackles were for 2 yards, 1 yard and no gain, with two of the three coming on third downs.

At N.Y. Jets (Sept. 20): Started and posted career highs for tackles (nine), sacks (1.5), tackles for a loss (three), NGS QB pressures (nine) and QB hits (four), joining Chargers LB Khalil Mack (Oct. 1, 2023) as the only NFL players to hit all of those marks in a single game dating back to 2016. Also registered a career-high nine Next Gen Stat QB pressures, recording five of them in under 2.5 seconds, tied for the third most by a Packers defender since 2020. Eight of his nine stops were for a yard or less and six were for zero or negative yards (1, -3, -4, 0, -3, 8, 1, 0, -9). With the game tied, the ball at the 50 and 1:20 left in regulation, beat the TE to the inside and crashed down the line to stop RB Braelon Allen for no gain on fourth-and-1. Also posted a tackle on special teams on three snaps.

Vs. Atlanta (Sept. 24): Played 49 defensive snaps, recording four tackles (one solo) and a QB hit with two of his four stops going for no gain (0, 0, 8, 3).

Vs. Tampa Bay (Oct. 4): Saw action on 46 defensive snaps, posting four tackles (two solo), with three stops going for a yard or less (0, 1, 8, 1), and leading the team with four NGS QB pressures.

Vs. Chicago (Oct. 11): Played 40 defensive plays, recording two tackles (one solo) and tying for the team lead with two QB hits. On fourth-and-9 at the GB 9, came free off the edge and hit QB Case Keenum right after as he was fading back on a throw that would be intercepted by LB Ty'Ron Hopper.

Vs. Dallas (Oct. 18): Saw action on 43 defensive snaps, registering three tackles (two solo), a sack, a tackle for a loss and a QB hit. With Dallas on the GB 23 with 6:23 to play, bull rushed and shed the left tackle to drop QB Dak Prescott for a loss of 3 yards.

At Detroit (Oct. 25): Played 42 defensive snaps, recording a QB hit and an NGS QB pressure.

Vs. Carolina (Oct. 29): Saw action on 46 defensive plays, registering six tackles (three solo), a sack, a tackle for a loss, a QB hit, a pass defensed and five NGS QB pressures. Two pressures came on plays with sacks and two others were incompletions. On third-and-9 at the GB 32 with just under five minutes to play in the third quarter, split the tackle and guard to sack QB Bryce Young for a loss of 8 yards to force a 50-yard field goal. All six stops were within 4 yards of the LOS (3, 2, 2, -8, -1, 4).

At New England (Nov. 8): Saw action on 32 defensive snaps, recording a tackle (solo) and two NGS QB pressures.

Vs. Minnesota (Nov. 15): Logged 37 defensive snaps and finished with four tackles (two solo), two QB hits, 1.5 sacks, a tackle for a loss and three NGS QB pressures. Registered a sack and a shared sack on two pressures while his other QB pressure resulted in Xavier McKinney picking off a deep pass from Kirk Cousins.

REGULAR-SEASON COMPARISON: DEFENSIVE - LOS ANGELES RAMS

				TACKLES										MISC		
DATE	OPP	W/L	GP/GS	TOT	SOLO	ASST	SACK	YDS.	INT	TFL	PD	QBH	TD	FF	FR
11/5/23	GB vs. LA	W	P	2	2	0	0.0	0.0	0	1	0	1	0	0	0
10/6/24	GB @ LA	W	P	5	3	2	0.0	0.0	0	0	0	0	0	0	0
TOTALS		**2/0**	**2/0**	**7**	**5**	**2**	**0.0**	**0.0**	**0**	**1**	**0**	**1**	**0**	**0**	**0**

LUKAS VAN NESS' NFL REGULAR-SEASON DEFENSIVE STATISTICS

				TACKLES						INTERCEPTIONS									ST			MISC	
YEAR	TEAM	GP	GS	TK	S	A	TFL	YDS	SK	YDS	QBH	NO	YDS	LG	TD	PD	FF	FR	TD	YDS	TK	S	A	FF	FR	S	A
2023	Packers	17	0	32	24	8	8	40	4.0	31.0	10	0	0	0	0	1	0	0	0	0	0	0	0	0	0	0	0
2024	Packers	17	0	30	20	10	6	29	3.0	6.0	6	0	0	0	0	0	1	1	0	0	3	2	1	0	0	0	0
2025	Packers	9	2	19	12	7	3	9	1.5	9.0	7	0	0	0	0	0	0	0	0	0	0	0	0	0	0	0	0
2026	Packers	10	10	37	22	15	7	36	6.0	39.0	13	0	0	0	0	1	0	0	0	0	1	1	0	0	0	0	0
NFL TOTALS		**53**	**12**	**118**	**78**	**40**	**24**	**114**	**14.5**	**85.0**	**36**	**0**	**0**	**0**	**0**	**2**	**1**	**1**	**0**	**0**	**4**	**3**	**1**	**0**	**0**	**0**	**0**

LUKAS VAN NESS' NFL POSTSEASON DEFENSIVE STATISTICS

				TACKLES						INTERCEPTIONS										ST			MISC	
YEAR	TEAM	GP	GS	TK	S	A	TFL	YDS	SK	YDS	QBH	NO	YDS	LG	TD	PD	FF	FR	TD	YDS	TK	S	A	FF	FR	S	A
2023	Packers	2	0	5	4	1	1	5	1.0	5.0	1	0	0	0	0	0	0	0	0	0	0	0	0	0	0	0	0
2024	Packers	1	0	4	1	3	0	0	0.0	0.0	0	0	0	0	0	0	0	0	0	0	0	0	0	0	0	0	0
2025	Packers	1	0	3	1	2	1	9	1.0	9.0	2	0	0	0	0	0	1	0	0	0	0	0	0	0	0	0	0
NFL TOTALS		**4**	**0**	**12**	**6**	**6**	**2**	**14**	**2.0**	**14.0**	**3**	**0**	**0**	**0**	**0**	**0**	**1**	**0**	**0**	**0**	**0**	**0**	**0**	**0**	**0**	**0**	**0**

SINGLE-GAME HIGHS: DEFENSIVE

Total Tackles
9 at New York Jets, Sep 20, 2026
6 vs. Carolina Panthers, Oct 29, 2026
...1 more at 6.

Solo Tackles
6 at New York Jets, Sep 20, 2026
4 at Minnesota Vikings, Sep 13, 2026
...1 more at 4.

Sacks
1.5 vs. Minnesota Vikings, Nov 15, 2026
1.5 at New York Jets, Sep 20, 2026

Passes Defensed
1 vs. Carolina Panthers, Oct 29, 2026
1 vs. Minnesota Vikings, Oct 29, 2023

Forced Fumbles
1 vs. San Francisco 49ers, Nov 24, 2024

Fumble Recoveries
1 at Tennessee Titans, Sep 22, 2024

Tackles For Loss
3 at New York Jets, Sep 20, 2026
2 vs. Miami Dolphins, Nov 28, 2024

Special Teams Tackles
1 vs. San Francisco 49ers, Nov 24, 2024
1 at Tennessee Titans, Sep 22, 2024

2026 GXG REGULAR SEASON (PACKERS)

DATE	OPPONENT	P/S	TK	S	A	SK	YDS	INT	PD	FF	FR
09/13	at Vikings	S	4	4	0	1.0	5.0	0	0	0	0
09/20	at Jets	S	9	6	3	1.5	8.5	0	0	0	0
09/24	Falcons	S	4	1	3	0.0	0.0	0	0	0	0
10/04	at Buccaneers	S	4	2	2	0.0	0.0	0	0	0	0
10/11	Bears	S	2	1	1	0.0	0.0	0	0	0	0
10/18	Cowboys	S	3	2	1	1.0	3.0	0	0	0	0
10/25	at Lions	S	0	0	0	0.0	0.0	0	0	0	0
10/29	Panthers	S	6	3	3	1.0	8.0	0	1	0	0
11/08	at Patriots	S	1	1	0	0.0	0.0	0	0	0	0
11/15	Vikings	S	4	2	2	1.5	14.5	0	0	0	0
2026 TOTALS		**10-10**	**37**	**22**	**15**	**6.0**	**39.0**	**0**	**1**	**0**	**0**



CHRISTIAN WATSON

9

WIDE RECEIVER
NORTH DAKOTA STATE

Fifth NFL Season | Fifth Packers Season

Ht: 6-4 | Wt: 215 | Born: May 12, 1999 | NFL Games Played/Started: 58/55 | Acquired: D2-22

AT A GLANCE

- Among players with 100-plus receptions, ranks No. 2 in the NFL since entering the league in 2022 with an average of 17.2 yards per catch.
- Became the third player in team history to post 125-plus catches and average 17.0-plus yards per catch in his first four NFL seasons (WRs Billy Howton and James Lofton).
- Of his 185 catches, 70 have been explosive gains (16-plus yards), a 37.8 percentage that ranks No. 7 in the league since 2022 (min. 150 rec.).
- Is one of only three players in team history with five-plus receiving TDs in four of his first five NFL seasons, joining WRs Don Hutson (five) and Antonio Freeman (four).
- Ranked No. 2 in the league in yards per catch in 2024 (min. 25 rec.), posting an average of 21.4 yards that was the top mark by a Packer (min. 25 rec.) since Lofton's 22.0-yard average in 1984.
- In 2022, became only the third player in franchise history to that point to post seven-plus receiving TDs and multiple rushing TDs in a season, joining Johnny "Blood" McNally (1931) and Hutson (1941).
- Finished his career at North Dakota State ranked No. 2 in school history (min. 50 rec.) in yards per reception (20.4 avg.) and yards per kickoff return (26.4 avg.), No. 8 in receiving yards (2,140) and No. 10 in receptions (105).

2026 SEASON: Has started all 10 games and ranks No. 2 on the team with a career-high 52 catches for a team-best and career-high 916 yards (17.6 avg.) and a team-best seven TDs (ties career high)...Ranks No. 1 in the NFL in yards per catch, tied for No. 4 in TD catches and No. 3 in receiving yards…Among players with 50-plus targets, ranks No. 5 in the league in passer rating when targeted (124.2)…Is the first player in team history to have 50-plus catches, 900-plus receiving yards and an average of 17.5-plus yards per catch in the first 10 games of a season…His 916 receiving yards are the most by a Packer through 10 games since WR Davante Adams (953) in 2018…Ranks No. 1 in the NFL in catches of 25-plus yards (14), tied for the third most by an NFL player through 10 games (since 2000)…Is tied for No. 1 in the league in catches of 40-plus yards (five)…Has posted 20 explosive receptions, tied for No. 5 in the NFL…Among players with 40-plus catches, ranks No. 5 in the league in explosive-reception percentage (38.5).

At Minnesota (Sept. 13): Started and played 52 of 68 snaps, leading the team with 147 yards receiving and two TDs on six catches (24.5 avg.). Midway through the first quarter, caught a pass from QB Jordan Love over the middle at the Green Bay 35 and took it down the left sideline for a career-long 81-yard TD, the longest TD reception by a Packer since WR James Jones' 83-yard TD grab vs. Detroit on Oct. 6, 2013. Posted 131 yards receiving on five catches in the first half (26.2 avg.), the most receiving yards by a Packer in a first half since Adams registered 158 yards on eight catches (19.8 avg.) vs. Philadelphia on Sept. 26, 2019.

At N.Y. Jets (Sept. 20): Started and played 53 of 59 snaps, tying for the team lead with four catches for 41 yards (10.3 avg.) and a TD, scoring on a 3-yard grab midway through the fourth quarter to cut the Jets lead to 17-14.

Vs. Atlanta (Sept. 24): Started and played 53 of 66 snaps, hauling in seven catches for 96 yards (13.7 avg.) and a TD. Caught a 4-yard TD pass in the first quarter as he brought his streak of consecutive games with a TD reception to four, matching his career high (2022, 2023-24).

At Tampa Bay (Oct. 4): Started and played 41 of 60 snaps, catching three passes for 47 yards (15.7 avg.).

Vs. Chicago (Oct. 11): Started and appeared on 49 of 61 snaps, posting six catches for 143 yards (23.8 avg.) and two TDs. Scored on a 42-yard catch to cap Green Bay's opening drive of the game and finished off the Packers' opening drive of the second half with a 53-yard TD catch, becoming the first Packer to have two TD catches of 40-plus yards in a game since Nelson vs. Chicago on Nov. 9, 2014.

Vs. Dallas (Oct. 18): Started and played 66 of 75 snaps, finishing with 64 receiving yards on three catches (21.3 avg.). Posted two catches of 25-plus yards (28, 27).

At Detroit (Oct. 25): Started and played 54 of 67 snaps, posting a team-high 57 receiving yards on five catches (11.4 avg.).

Vs. Carolina (Oct. 29): Started and played 34 of 69 snaps, sustaining a chest injury midway through the second quarter that sidelined him until late in the third quarter. Finished with a career-high eight receptions for a team-high 113 yards (14.1 avg.), including six catches for 100 yards (16.7 avg.) in the first half.

At New England (Nov. 8): Started and appeared on 51 of 66 snaps, finishing with a career-best 171 yards receiving on seven catches (24.4 avg.). Became just the fifth player in team history to average 24-plus yards per catch in a game with seven-plus receptions (Freeman, Hutson, Max McGee, Billy Howton). Posted four receptions of 25-plus yards (43, 39t, 33, 28), the most by a Packer in a game dating back to 1994. Registered four catches for 109 yards (27.3 avg.) and a TD in the third quarter, his most receiving yards in any quarter in his career (108 in the fourth quarter at Chicago on Nov. 17, 2024).

Vs. Minnesota (Nov. 15): Started and played 47 of 55 snaps, posting three receptions for 37 yards (12.3 avg.).

REGULAR-SEASON COMPARISON: RECEIVING - LOS ANGELES RAMS

DATE	OPP	W/L	GP/GS	REC	YDS.	AVG.	TD	LG	TGTS	YAC
12/19/22	GB vs. LA	W	S	4	46	11.5	0	15	6	20
11/5/23	GB vs. LA	W	S	1	37	37.0	0	37	2	0
TOTALS		**2/0**	**2/2**	**5**	**83**	**16.6**	**0**	**37**	**8**	**20**

CHRISTIAN WATSON'S NFL REGULAR-SEASON RUSHING/RECEIVING STATISTICS

				RECEIVING					RUSHING				
DATE	TEAM	GP	GS	NO.	YDS.	AVG.	LG	TD	NO.	YDS.	AVG.	LG	TD
2022	Packers	14	11	41	611	14.9	63t	7	7	80	11.4	46t	2
2023	Packers	9	9	28	422	15.1	77	5	4	11	2.8	13	0
2024	Packers	15	15	29	620	21.4	60	2	4	23	5.8	14	0
2025	Packers	10	10	35	611	17.5	52	6	1	3	3.0	3	0
2026	Packers	10	10	52	916	17.6	81t	7	0	0	0.0	0	0
NFL TOTALS		**58**	**55**	**185**	**3,180**	**17.2**	**81t**	**27**	**16**	**117**	**7.3**	**46t**	**2**

CHRISTIAN WATSON'S NFL POSTSEASON RUSHING/RECEIVING STATISTICS

				RECEIVING					RUSHING				
DATE	TEAM	GP	GS	NO.	YDS.	AVG.	LG	TD	NO.	YDS.	AVG.	LG	TD
2023	Packers	2	0	2	20	10.0	11	0	0	0	0.0	0	0
2025	Packers	1	1	3	36	12.0	22	1	0	0	0.0	0	0
NFL TOTALS		**3**	**1**	**5**	**56**	**11.2**	**22**	**1**	**0**	**0**	**0.0**	**0**	**0**

SINGLE-GAME HIGHS: RUSHING/RECEIVING

Rush Attempts
2 vs. New Orleans Saints, Dec 23, 2024
2 vs. Kansas City Chiefs, Dec 03, 2023
...1 more at 2.

Rushing Yards
46 at Chicago Bears, Dec 04, 2022
23 vs. New Orleans Saints, Dec 23, 2024

Longest Runs
46t at Chicago Bears, Dec 04, 2022
15t vs. New England Patriots, Oct 02, 2022

Rushing TDs
1 at Chicago Bears, Dec 04, 2022
1 vs. New England Patriots, Oct 02, 2022

Receptions
8 vs. Carolina Panthers, Oct 29, 2026
7 at New England Patriots, Nov 08, 2026
...2 more at 7.

Receiving Yards
171 at New England Patriots, Nov 08, 2026
150 at Chicago Bears, Nov 17, 2024

Receiving Average
37.5 at Chicago Bears, Nov 17, 2024
30.3 at Las Vegas Raiders, Oct 09, 2023

Longest Receptions
81t at Minnesota Vikings, Sep 13, 2026
77 at Las Vegas Raiders, Oct 09, 2023

Receiving TDs
3 vs. Dallas Cowboys, Nov 13, 2022
2 vs. Chicago Bears, Oct 11, 2026
...5 more at 2.

Scrimmage Yards
171 at New England Patriots, Nov 08, 2026
150 at Chicago Bears, Nov 17, 2024

2026 GXG REGULAR SEASON (PACKERS)

			RECEIVING					RUSHING				
DATE	OPPONENT	P/S	NO.	YDS.	AVG.	LG	TD	NO.	YDS.	AVG.	LG	TD
09/13	at Vikings	S	6	147	24.5	81t	2	0	0	0.0	0	0
09/20	at Jets	S	4	41	10.3	20	1	0	0	0.0	0	0
09/24	Falcons	S	7	96	13.7	34	1	0	0	0.0	0	0
10/04	at Buccaneers	S	3	47	15.7	18	0	0	0	0.0	0	0
10/11	Bears	S	6	143	23.8	53t	2	0	0	0.0	0	0
10/18	Cowboys	S	3	64	21.3	28	0	0	0	0.0	0	0
10/25	at Lions	S	5	57	11.4	28	0	0	0	0.0	0	0
10/29	Panthers	S	8	113	14.1	53	0	0	0	0.0	0	0
11/08	at Patriots	S	7	171	24.4	43	1	0	0	0.0	0	0
11/15	Vikings	S	3	37	12.3	15	0	0	0	0.0	0	0
2026 TOTALS		**10-10**	**52**	**916**	**17.6**	**81t**	**7**	**0**	**0**	**0.0**	**0**	**0**



Ht: 6-3 | Wt: 240 | Born: May 24, 1998 | NFL Games Played/Started: 87/2 | Acquired: UFA (Bal.)-25

AT A GLANCE

- Originally entered the league as an undrafted free agent and has played for the Green Bay Packers (2023, 2025), Baltimore Ravens (2020-22, 2024) and Denver Broncos (2024).
- Has played in 80 regular-season games with two starts, recording 13 tackles (six solo) on defense and 30 tackles and two fumble recoveries on special teams.
- According to TruMedia, has played 1,456 snaps on special teams in his career, the most among current Packers.
- Has played on four teams that have made the postseason (2020, 2022-2025), seeing action in seven games and recording four tackles on special teams.
- Appeared in 46 games with 16 starts for Iowa (2016-19), serving as a defensive captain as a senior and earning All-Big Ten honorable mention from the coaches and media.

2026 SEASON: Has played in seven games on special teams, recording six tackles (tied for No. 5 on the team) while also appearing on defense…Saw action in Week 1 after being elevated from practice squad to the active roster for gameday…Was signed to the active roster on Oct. 6 after spending the first four weeks on Green Bay's practice squad.

At Minnesota (Sept. 13): Saw action on 24 special teams snaps, recording a tackle.

Vs. Chicago (Oct. 11): Played 16 snaps on special teams.

Vs. Dallas (Oct. 18): Appeared on 15 special teams snaps, registering a tackle.

At Detroit (Oct. 25): Saw action on 12 special teams snaps.

Vs. Carolina (Oct. 29): Played 19 special teams snaps, posting a tackle.

At New England (Nov. 8): Appeared on 25 special teams snaps, recording a season-high two tackles while also appearing on three defensive snaps.

Vs. Minnesota (Nov. 15): Saw action on 20 special teams snaps, registering a tackle.

REGULAR-SEASON COMPARISON: DEFENSIVE - LOS ANGELES RAMS

				TACKLES									MISC		
DATE	OPP	W/L	GP/GS	TOT	SOLO	ASST	SACK	YDS.	INT	TFL	PD	QBH	TD	FF	FR
1/2/22	BLT vs. LA	L	P	0	0	0	0.0	0.0	0	0	0	0	0	0	0
11/5/23	GB vs. LA	W	P	0	0	0	0.0	0.0	0	0	0	0	0	0	0
TOTALS		**1/1**	**2/0**	**0**	**0**	**0**	**0.0**	**0.0**	**0**	**0**	**0**	**0**	**0**	**0**	**0**

KRISTIAN WELCH'S NFL REGULAR-SEASON DEFENSIVE STATISTICS

				TACKLES						INTERCEPTIONS										ST			MISC	
YEAR	TEAM	GP	GS	TK	S	A	TFL	YDS	SK	YDS	QBH	NO	YDS	LG	TD	PD	FF	FR	TD	YDS	TK	S	A	FF	FR	S	A
2020	Ravens	10	0	0	0	0	0	0	0.0	0.0	0	0	0	0	0	0	0	0	0	0	5	3	2	0	0	0	0
2021	Ravens	16	0	4	0	4	0	0	0.0	0.0	0	0	0	0	0	0	0	0	0	0	9	3	6	0	0	0	0
2022	Ravens	17	0	1	1	0	0	0	0.0	0.0	0	0	0	0	0	0	0	0	0	0	2	2	0	0	0	0	0
2023	Packers	14	0	0	0	0	0	0	0.0	0.0	0	0	0	0	0	0	0	0	0	0	6	4	2	0	0	0	0
2024	Broncos	6	1	6	3	3	0	0	0.0	0.0	0	0	0	0	0	0	0	0	0	0	2	1	1	0	0	0	0
2024	Ravens	9	1	2	2	0	0	0	0.0	0.0	0	0	0	0	0	0	0	0	0	0	3	1	2	0	1	0	0
2024	TOTAL	15	2	8	5	3	0	0	0.0	0.0	0	0	0	0	0	0	0	0	0	0	5	2	3	0	1	0	0
2025	Packers	8	0	0	0	0	0	0	0.0	0.0	0	0	0	0	0	0	0	0	0	0	3	0	3	0	0	0	0
2026	Packers	7	0	0	0	0	0	0	0.0	0.0	0	0	0	0	0	0	0	0	0	0	6	3	3	0	0	0	0
NFL TOTALS		**87**	**2**	**13**	**6**	**7**	**0**	**0**	**0.0**	**0.0**	**0**	**0**	**0**	**0**	**0**	**0**	**0**	**0**	**0**	**0**	**36**	**17**	**19**	**0**	**1**	**0**	**0**

KRISTIAN WELCH'S NFL POSTSEASON DEFENSIVE STATISTICS

				TACKLES						INTERCEPTIONS										ST			MISC	
YEAR	TEAM	GP	GS	TK	S	A	TFL	YDS	SK	YDS	QBH	NO	YDS	LG	TD	PD	FF	FR	TD	YDS	TK	S	A	FF	FR	S	A
2020	Ravens	2	0	0	0	0	0	0	0.0	0.0	0	0	0	0	0	0	0	0	0	0	1	0	1	0	0	0	0
2022	Ravens	1	0	0	0	0	0	0	0.0	0.0	0	0	0	0	0	0	0	0	0	0	1	1	0	0	0	0	0
2023	Packers	2	0	0	0	0	0	0	0.0	0.0	0	0	0	0	0	0	0	0	0	0	1	1	0	0	0	0	0
2024	Ravens	2	0	0	0	0	0	0	0.0	0.0	0	0	0	0	0	0	0	0	0	0	1	0	1	0	0	0	0
NFL TOTALS		**7**	**0**	**0**	**0**	**0**	**0**	**0**	**0.0**	**0.0**	**0**	**0**	**0**	**0**	**0**	**0**	**0**	**0**	**0**	**0**	**4**	**2**	**2**	**0**	**0**	**0**	**0**

SINGLE-GAME HIGHS: DEFENSIVE

Total Tackles 2 at New York Jets, Sep 29, 2024
2 vs. Pittsburgh Steelers, Sep 15, 2024
...2 more at 2.

Solo Tackles 2 vs. Pittsburgh Steelers, Sep 15, 2024
1 at Houston Texans, Dec 25, 2024
...3 more at 1.

Special Teams Tackles 2 at New England Patriots, Nov 08, 2026
2 vs. Cincinnati Bengals, Nov 07, 2024
...3 more at 2.

2026 GXG REGULAR SEASON (PACKERS)

DATE	OPPONENT	P/S	TK	S	A	SK	YDS	INT	PD	FF	FR
09/13	at Vikings	P	0	0	0	0.0	0.0	0	0	0	0
09/20	at Jets		PRACTICE SQUAD								
09/24	Falcons		PRACTICE SQUAD								
10/04	at Buccaneers		PRACTICE SQUAD								
10/11	Bears	P	0	0	0	0.0	0.0	0	0	0	0
10/18	Cowboys	P	0	0	0	0.0	0.0	0	0	0	0
10/25	at Lions	P	0	0	0	0.0	0.0	0	0	0	0
10/29	Panthers	P	0	0	0	0.0	0.0	0	0	0	0
11/08	at Patriots	P	0	0	0	0.0	0.0	0	0	0	0
11/15	Vikings	P	0	0	0	0.0	0.0	0	0	0	0
2026	**TOTALS**	**7-0**	**0**	**0**	**0**	**0.0**	**0.0**	**0**	**0**	**0**	**0**



DANIEL WHELAN

19 PUNTER
UC DAVIS

Fourth NFL Season | Fourth Packers Season

Ht: 6-5 | Wt: 216 | Born: February 10, 1999 | NFL Games Played/Started: 61/0 | Acquired: FA-23

AT A GLANCE

- Has registered three of the top four single-season averages for punting in franchise history, posting a 46.2-yard average in 2023 (No. 3), a 46.1-yard mark in 2024 (No. 4) and a team-record 51.7-yard average last season.
- Among players with 150-plus punts, has posted the top career punting average (47.8) and the top net punting average (41.2) in team history.
- Set franchise single-season records for gross punting average (51.7) and net punting average (43.9) in 2025, becoming the first Packer to lead the league in gross punting average since the 1970 merger. His 51.7-yard average ranks No. 3 in NFL single-season history (min. 40 punts).
- Posted 32 punts of 50-plus yards last season, the top mark by a Packer dating back to 2000, as he led the NFL (min. 40 punts) with 65.3 percent (32 of 49) of his punts going 50-plus yards.
- In 2023, became the first Irish-born player to play in the NFL since 1985 (Cardinals K Neil O'Donoghue).
- Played for the D.C. Defenders in 2023, earning All-XFL honors after ranking No. 3 in the league in both punting average (45.6) and punts inside the 20 (11).
- Played in 47 games in five seasons (2017-21) at UC Davis, finishing his career ranked No. 1 in school history in punting average (44.0) and punts inside the 20 (86).
- Moved to California with his mother when he was 13 years old and earned All-Southern Section and All-DeAnza League honors in both of his final two years at Rancho Mirage (Calif.) High School.

2026 SEASON: Has played in all 10 games, punting 40 times for 1,981 yards (49.5-yard gross avg., 43.7-yard net avg.) with 16 punts inside the 20, tied for No. 10 in the league…Ranks tied for No. 9 in the NFL in net punting average and No. 6 in gross punting average…Has eight punts of 60-plus yards this season, tied for No. 4 in the NFL.

At Minnesota (Sept. 13): Punted three times for 116 yards (38.7 avg.), placing two punts inside the 20, one on the 4-yard-line, and recorded a long of 49 yards.

At N.Y. Jets (Sept. 20): Punted six times for 324 yards (54.0 avg.), placing three punts inside the 20 with a long of 66 yards and a season-best net average of 50.3 yards.

Vs. Atlanta (Sept. 24): Punted five times for 250 yards (50.0 avg.), placing four inside the 20 with a long of 64 yards.

At Tampa Bay (Oct. 4): Punted four times for 180 yards (45.0 avg.), placing three inside the 20 and recording a long of 61 yards.

Vs. Chicago (Oct. 11): Punted four times for 221 yards (55.3 avg.), placing two inside the 20 and a career-long 75-yard punt, good for No. 3 in the NFL. Posted a 48.0-yard net average.

Vs. Dallas (Oct. 18): Punted three times for 151 yards (50.3 avg.), recording a long of 55 yards.

At Detroit (Oct. 25): Punted twice for 100 yards (50.0 avg.), recording a long of 60 yards.

Vs. Carolina (Oct. 29): Punted five times for 223 yards (44.6 avg.), placing two punts inside the 20 with a long of 51 yards.

At New England (Nov. 8): Punted four times for 214 yards (53.5 avg.), recording a long of 62 yards.

Vs. Minnesota (Nov. 15): Punted four times for 202 yards (50.5 avg.), posting a long of 65 yards.

REGULAR-SEASON COMPARISON: PUNTING - LOS ANGELES RAMS

DATE	OPP	W/L	GP/GS	NO.	YDS.	AVG.	TB	I20	LG
11/5/23	GB vs. LA	W	P	4	174	43.5	0	1	52
10/6/24	GB @ LA	W	P	5	186	37.2	0	1	41
TOTALS		**2/0**	**2/0**	**9**	**360**	**40.0**	**0**	**2**	**52**

DANIEL WHELAN'S NFL REGULAR-SEASON PUNTING STATISTICS

DATE	TEAM	GP	NO.	YDS.	AVG.	OPP. RET.	OPP. YDS.	NET YDS.	NET AVG.	TB	IN20	LG	BK
2023	Packers	17	57	2,634	46.2	23	270	2,264	39.7	5	18	68	0
2024	Packers	17	56	2,582	46.1	20	229	2,253	40.2	5	22	74	0
2025	Packers	17	49	2,533	51.7	21	222	2,151	43.9	8	18	72	0
2026	Packers	10	40	1,981	49.5	16	115	1,746	43.7	6	16	75	0
NFL TOTALS		**61**	**202**	**9,730**	**48.2**	**80**	**836**	**8,414**	**41.7**	**24**	**74**	**75**	**0**

DANIEL WHELAN'S NFL POSTSEASON PUNTING STATISTICS

DATE	TEAM	GP	NO.	YDS.	AVG.	OPP. RET.	OPP. YDS.	NET YDS.	NET AVG.	TB	IN20	LG	BK
2023	Packers	2	4	155	38.8	0	0	155	38.8	0	3	42	0
2024	Packers	1	2	100	50.0	2	11	89	44.5	0	0	50	0
2025	Packers	1	4	195	48.8	3	64	131	32.8	0	1	58	0
NFL TOTALS		**4**	**10**	**450**	**45.0**	**5**	**75**	**375**	**37.5**	**0**	**4**	**58**	**0**

SINGLE-GAME HIGHS:

Punts	8 at Minnesota Vikings, Jan 04, 2026 6 at New York Jets, Sep 20, 2026	**Net Punting Avg**	51.6 vs. Houston Texans, Oct 20, 2024 50.8 at Minnesota Vikings, Jan 04, 2026
Gross Punting Yards	431 at Minnesota Vikings, Jan 04, 2026 324 at New York Jets, Sep 20, 2026	**Longest Punts**	75 vs. Chicago Bears, Oct 11, 2026 74 vs. Minnesota Vikings, Sep 29, 2024
Gross Punting Avg	67.0 at Detroit Lions, Nov 27, 2025 60.0 vs. Minnesota Vikings, Sep 29, 2024	**Inside the 20**	5 at Minnesota Vikings, Jan 04, 2026 4 vs. Atlanta Falcons, Sep 24, 2026 ...1 more at 4.
Net Punting Yards	406 at Minnesota Vikings, Jan 04, 2026 302 at New York Jets, Sep 20, 2026		

2026 GXG REGULAR SEASON (PACKERS)

DATE	OPPONENT		NO.	YDS.	AVG.	OPP. RET.	YDS.	NET YDS.	AVG	TB	IN20	LG	BK
09/13	at Vikings	P	3	116	38.7	1	13	103	34.3	0	2	49	0
09/20	at Jets	P	6	324	54.0	3	2	302	50.3	1	3	66	0
09/24	Falcons	P	5	250	50.0	2	22	228	45.6	0	4	64	0
10/04	at Buccaneers	P	4	180	45.0	1	13	167	41.8	0	3	61	0
10/11	Bears	P	4	221	55.3	1	9	192	48.0	1	2	75	0
10/18	Cowboys	P	3	151	50.3	3	18	133	44.3	0	0	55	0
10/25	at Lions	P	2	100	50.0	1	15	85	42.5	0	0	60	0
10/29	Panthers	P	5	223	44.6	2	9	194	38.8	1	2	51	0
11/08	at Patriots	P	4	214	53.5	2	14	160	40.0	2	0	62	0
11/15	Vikings	P	4	202	50.5	0	0	182	45.5	1	0	65	0
2026 TOTALS		**10**	**40**	**1,981**	**49.5**	**16**	**115**	**1,746**	**43.7**	**6**	**16**	**75**	**0**



Ht: 6-7 | Wt: 248 | Born: September 8, 1999 | NFL Games Played/Started: 44/9 | Acquired: FA-25

AT A GLANCE

- Last name is pronounced WHY-lee.
- Played in eight games with one start for the Packers in 2025, posting five receptions for 36 yards (7.2 avg.) and a TD after spending the first nine weeks of the season on Green Bay's practice squad.
- Appeared in all 17 games with four starts for Tennessee in 2024 and recorded a career-high 28 catches for a career-best 248 yards (8.9 avg.) and a TD, including a career-high 43 receiving yards on four grabs (10.8 avg.) vs. Green Bay in Week 3.
- Played in 11 games with three starts as a rookie for the Titans in 2023, finishing with nine receptions for 94 yards (10.4 avg.) and a TD.
- Appeared in 52 games with 20 starts at the University of Cincinnati (2019-22), posting 88 catches for 1,062 yards (12.1 avg.) and setting the school record for most career TD receptions by a TE with 15 (Brent Celek, 14 from 2003-06).
- Was one of only five FBS tight ends to register 50-plus catches (54), 12-plus TD catches (12) and an average of 12.5-plus yards per catch (12.7) from 2020-21.

2026 SEASON: Has appeared in eight games with one start, seeing time on offense and special teams…Was inactive for one contest (concussion)…Was placed on injured reserve (concussion) on Nov. 14.

At Minnesota (Sept. 13): Appeared on 11 plays on offense and 11 on special teams.

At N.Y. Jets (Sept. 20): Played 13 snaps on special teams.

Vs. Atlanta (Sept. 24): Appeared on one snap on offense and 13 on special teams.

At Tampa Bay (Oct. 4): Started as the Packers opened with three tight ends, playing 14 snaps on offense and 11 on special teams.

Vs. Chicago (Oct. 11): Played 10 snaps on offense and 10 on special teams.

Vs. Dallas (Oct. 18): Appeared on 17 plays on offense and seven on special teams.

At Detroit (Oct. 25): Played seven snaps on offense and seven on special teams.

Vs. Carolina (Oct. 29): Appeared on three plays on offense and four on special teams.

At New England (Nov. 8): Inactive (concussion).

JOSH WHYLE'S NFL REGULAR-SEASON RECEIVING STATISTICS

				RECEIVING				
DATE	TEAM	GP	GS	NO.	YDS.	AVG.	LG	TD
2023	Titans	11	3	9	94	10.4	24	1
2024	Titans	17	4	28	248	8.9	33	1
2025	Packers	8	1	5	36	7.2	21	1
2026	Packers	8	1	0	0	0.0	0	0
NFL TOTALS		**44**	**9**	**42**	**378**	**9.0**	**33**	**3**

JOSH WHYLE'S NFL POSTSEASON RECEIVING STATISTICS

				RECEIVING				
DATE	TEAM	GP	GS	NO.	YDS.	AVG.	LG	TD
2025	Packers	1	0	1	7	7.0	7	0
NFL TOTALS		**1**	**0**	**1**	**7**	**7.0**	**7**	**0**

SINGLE-GAME HIGHS: RECEIVING

Receptions	2 at Tampa Bay Buccaneers, Nov 12, 2023 2 vs. Cincinnati Bengals, Oct 01, 2023
Receiving Yards	26 vs. Cincinnati Bengals, Oct 01, 2023 16 vs. Indianapolis Colts, Dec 03, 2023 ...1 more at 16.
Longest Receptions	33 at Detroit Lions, Oct 27, 2024 24 vs. Cincinnati Bengals, Oct 01, 2023
Receiving TDs	1 vs. Cincinnati Bengals, Oct 01, 2023
All-Purpose Yards	26 vs. Cincinnati Bengals, Oct 01, 2023 16 vs. Indianapolis Colts, Dec 03, 2023 ...1 more at 16.
Special Teams Tackles	1 at Indianapolis Colts, Oct 08, 2023
Most TDs	1 at New York Giants, Nov 16, 2025 1 vs. Cincinnati Bengals, Dec 15, 2024 ...1 more at 1.
Scrimmage Yards	26 vs. Cincinnati Bengals, Oct 01, 2023 16 vs. Indianapolis Colts, Dec 03, 2023 ...1 more at 16.

2026 GXG REGULAR SEASON (PACKERS)

			RECEIVING					RUSHING				
DATE	OPPONENT	P/S	NO.	YDS.	AVG.	LG	TD	NO.	YDS.	AVG.	LG	TD
09/13	at Vikings	P	0	0	0.0	0	0	0	0	0.0	0	0
09/20	at Jets	P	0	0	0.0	0	0	0	0	0.0	0	0
09/24	Falcons	P	0	0	0.0	0	0	0	0	0.0	0	0
10/04	at Buccaneers	S	0	0	0.0	0	0	0	0	0.0	0	0
10/11	Bears	P	0	0	0.0	0	0	0	0	0.0	0	0
10/18	Cowboys	P	0	0	0.0	0	0	0	0	0.0	0	0
10/25	at Lions	P	0	0	0.0	0	0	0	0	0.0	0	0
10/29	Panthers	P	0	0	0.0	0	0	0	0	0.0	0	0
11/08	at Patriots		INACTIVE/INJURY									
11/15	Vikings		INJURED RESERVE									
2026 TOTALS		**8-1**	**0**	**0**	**0.0**	**0**	**0**	**0**	**0**	**0.0**	**0**	**0**



Ht: 5-11 | Wt: 200 | Born: July 28, 2001 | NFL Games Played/Started: 39/31 | Acquired: D4-24

AT A GLANCE

- Played in 29 games with 21 starts over his first two seasons (2024-25) and started both postseason contests.
- Became the first Packer since 2000 to register 100-plus tackles (136), four-plus interceptions (four) and five-plus tackles for a loss (five) over his first two NFL seasons.
- Was one of two players in the NFL in 2025 (Browns LB Devin Bush) and the first Packer since LB A.J. Hawk in 2010 to record at least 85 tackles (89), four tackles for a loss (four), three INTs (three) and a fumble recovery (one).
- Was named to the All-Rookie team by the Pro Football Writers of America in 2024 after playing in 13 games with six starts and posting 47 tackles (30 solo), a tackle for a loss, an INT, three passes defensed and a forced fumble.
- Played four seasons at Fresno State (2019-22) and one season at Oregon (2023) and was selected to an all-conference team in each of his final four seasons in college. Overall, saw action in 52 games with 45 starts in five seasons (2019-23), recording 307 tackles (214 solo), 16 tackles for a loss, 5½ sacks, four QB hurries, four INTs, 16 passes defensed, four forced fumbles and five fumble recoveries.
- Was named the CIF-Central Coast Section All-Around Player of the Year and the West Catholic Athletic League Player of the Year in 2018 at St. Francis High School (Mountain View, Calif.).

2026 SEASON: Has started all 10 contests and leads the team with 78 tackles (team-high 49 solo), three interceptions, a sack, two tackles for a loss, eight passes defensed (No. 1 on the team), a fumble recovery and four QB hits...Is tied for No. 5 on the team with 10 havoc plays (TFL, FF, INT, PBU or sack, TruMedia)...Has 10 Next Gen Stat QB pressures...Has six tackles on special teams, tied for No. 5 on the team.

At Minnesota (Sept. 13): Was one of five Packers to play all 65 defensive snaps and finished tied for the team lead in tackles (seven) and solo tackles (six).

Vs. N.Y. Jets (Sept. 20): One of six Packers to see action on all 74 defensive snaps, tying for No. 2 on the team with eight tackles, leading Green Bay with seven solo tackles, a tackle for a loss, two NGS QB pressures, a QB hit and tying for the team lead with two passes defensed. With the game tied with just under three minutes to play and the Jets at their own 41, tracked a deep ball down the sideline and made it over to make a leaping pass defensed. Also tied for the team lead with two special teams tackles on eight snaps.

Vs. Atlanta (Sept. 24): One of three Packers to play all 71 defensive snaps and tied for the team lead in both tackles (10, tied career high) and solo tackles (four).

At Tampa Bay (Oct. 4): One of four Packers to play all 63 defensive snaps, finishing with seven tackles (three solo), a sack, an interception, a tackle for a loss, two NGS QB pressures, two QB hits and two passes defensed. In the first quarter, made a diving pick on the sideline after stepping in front of WR Emeka Egbuka. With 1:47 to go in the fourth quarter and Tampa Bay at their own 48, blitzed off the corner on second-and-10 and swung QB Jalon Daniels down for a loss of 6 yards. Two plays later, on fourth-and-11, blitzed of the corner again and pressured Daniels as he threw an incompletion.

Vs. Chicago (Oct. 11): One of two Packers to play all 69 defensive snaps, posting team bests in tackles (career-high 11) and solo tackles (seven) to go with a fumble recovery...On fourth-and-3 with under nine minutes to play, recovered a WR Rome Odunze fumble that was forced by LB Zaire Franklin.

Vs. Dallas (Oct. 18): One of four Packers to see action on all 78 defensive snaps, recording six tackles (five solo), a QB hit, a pass defensed and an interception when stepped in front of WR CeeDee Lamb at the GB 2 to pick off QB Dak Prescott early in the second quarter. The ensuing drive resulted in a field goal to put Green Bay up 10-0.

At Detroit (Oct. 25): One of three Packers to play all 68 defensive snaps and teid for No. 3 on the team with seven tackles (four solo) and one pass defensed.

Vs. Carolina (Oct. 29): One of three Packers to see action on all 73 defensive plays, tying for the team lead with 10 tackles and leading Green Bay with seven solo stops. Registered an NGS QB pressure when he blitzed on a play resulting in an overthrow to the end zone.

At New England (Nov. 8): Played a team-high 61 defensive snaps, finishing No. 3 on the team with five tackles (four solo, tied for team lead), two NGS QB pressures (tied season high) and a pass defensed, and made an acrobatic sideline interception on a deep pass that was tipped up by CB Brandon Cisse. His QB pressures resulted in a throw out of bounds as he chased QB Drake Maye out of the pocket and an incompletion as he had Maye wrapped up.

Vs. Minnesota (Nov. 15): One of three Packers to play all 69 defensive snaps, tying for No. 2 on the team with 10 tackles (two solo) and a pass defensed when he blitzed and leaped into the air to deflect a pass. Also registered a tackle on special teams.

REGULAR-SEASON COMPARISON: DEFENSIVE - LOS ANGELES RAMS

				TACKLES									MISC		
DATE	OPP	W/L	GP/GS	TOT	SOLO	ASST	SACK	YDS.	INT	TFL	PD	QBH	TD	FF	FR
10/6/24	GB @ LA	W	S	10	4	6	0.0	0.0	0	0	2	0	0	0	0
TOTALS		**1/0**	**1/1**	**10**	**4**	**6**	**0.0**	**0.0**	**0**	**0**	**2**	**0**	**0**	**0**	**0**

EVAN WILLIAMS' NFL REGULAR-SEASON DEFENSIVE STATISTICS

				TACKLES						INTERCEPTIONS										ST		MISC		
YEAR	TEAM	GP	GS	TK	S	A	TFL	YDS	SK	YDS	QBH	NO	YDS	LG	TD	PD	FF	FR	TD	YDS	TK	S	A	FF	FR	S	A
2024	Packers	13	6	47	30	17	1	2	0.0	0.0	0	1	1	1	0	3	1	0	0	0	2	1	1	0	0	0	0
2025	Packers	16	15	89	47	42	4	5	0.0	0.0	0	3	0	0	0	5	0	1	0	0	11	1	10	0	0	0	0
2026	Packers	10	10	78	49	29	2	8	1.0	6.0	4	3	17	17	0	8	0	1	0	0	6	1	5	0	0	0	0
NFL TOTALS		**39**	**31**	**214**	**126**	**88**	**7**	**15**	**1.0**	**6.0**	**4**	**7**	**18**	**17**	**0**	**16**	**1**	**2**	**0**	**0**	**19**	**3**	**16**	**0**	**0**	**0**	**0**

EVAN WILLIAMS' NFL POSTSEASON DEFENSIVE STATISTICS

				TACKLES						INTERCEPTIONS										ST				MISC	
YEAR	TEAM	GP	GS	TK	S	A	TFL	YDS	SK	YDS	QBH	NO	YDS	LG	TD	PD	FF	FR	TD	YDS	TK	S	A	FF	FR	S	A
2024	Packers	1	1	4	2	2	0	0	0.0	0.0	0	0	0	0	0	1	0	0	0	0	0	0	0	0	0	0	0
2025	Packers	1	1	7	6	1	0	0	0.0	0.0	0	0	0	0	0	0	0	0	0	0	0	0	0	0	0	0	0
NFL TOTALS		**2**	**2**	**11**	**8**	**3**	**0**	**0**	**0.0**	**0.0**	**0**	**0**	**0**	**0**	**0**	**1**	**0**	**0**	**0**	**0**	**0**	**0**	**0**	**0**	**0**	**0**	**0**

SINGLE-GAME HIGHS: DEFENSIVE

Total Tackles
11 vs. Chicago Bears, Oct 11, 2026
10 vs. Carolina Panthers, Oct 29, 2026
...2 more at 10.

Solo Tackles
7 vs. Carolina Panthers, Oct 29, 2026
7 vs. Chicago Bears, Oct 11, 2026
...1 more at 7.

Sacks
1.0 at Tampa Bay Buccaneers, Oct 04, 2026

Passes Defensed
2 at Tampa Bay Buccaneers, Oct 04, 2026
2 at New York Jets, Sep 20, 2026
...1 more at 2.

Forced Fumbles
1 vs. Arizona Cardinals, Oct 13, 2024

Fumble Recoveries
1 vs. Chicago Bears, Oct 11, 2026
1 at Arizona Cardinals, Oct 19, 2025

Tackles For Loss
2 vs. Philadelphia Eagles, Nov 10, 2025
1 at Tampa Bay Buccaneers, Oct 04, 2026
...4 more at 1.

Interceptions
1 at Tampa Bay Buccaneers, Oct 04, 2026
1 vs. Minnesota Vikings, Nov 23, 2025
...3 more at 1.

Interception Return Yards
17 vs. Dallas Cowboys, Oct 18, 2026
1 vs. Indianapolis Colts, Sep 15, 2024

Special Teams Tackles
2 at Detroit Lions, Oct 25, 2026
2 at New York Jets, Sep 20, 2026
...1 more at 2.

2026 GXG REGULAR SEASON (PACKERS)

DATE	OPPONENT	P/S	TK	S	A	SK	YDS	INT	PD	FF	FR
09/13	at Vikings	S	7	6	1	0.0	0.0	0	0	0	0
09/20	at Jets	S	8	7	1	0.0	0.0	0	2	0	0
09/24	Falcons	S	10	4	6	0.0	0.0	0	0	0	0
10/04	at Buccaneers	S	7	3	4	1.0	6.0	1	2	0	0
10/11	Bears	S	11	7	4	0.0	0.0	0	0	0	1
10/18	Cowboys	S	6	5	1	0.0	0.0	1	1	0	0
10/25	at Lions	S	7	4	3	0.0	0.0	0	1	0	0
10/29	Panthers	S	10	7	3	0.0	0.0	0	0	0	0
11/08	at Patriots	S	5	4	1	0.0	0.0	1	1	0	0
11/15	Vikings	S	7	2	5	0.0	0.0	0	1	0	0
2026 TOTALS		**10-10**	**78**	**49**	**29**	**1.0**	**6.0**	**3**	**8**	**0**	**1**



Ht: 6-4 | Wt: 322 | Born: January 17, 2002 | NFL Games Played/Started: 9/3 | Acquired: D7b-25

AT A GLANCE

- Was placed on reserve/physically unable to perform (back) by Green Bay on Aug. 26 and spent the entire 2025 season there.
- Selected by the Packers with the second of two picks in the seventh round (No. 250 overall) of the 2025 NFL Draft, becoming just the second offensive lineman from the University of Cincinnati to be drafted by the Packers in franchise history (C Jay Bachman in the fifth round in 1967).
- Appeared in 52 games with 27 starts during his five seasons at Cincinnati, starting all 24 contests at left tackle over his final two seasons (2023-24).
- Started all 12 games at LT in 2024, allowing only one QB hit on 823 snaps and ranking No. 4 in the Big 12 among tackles with an 85.2 pass blocking grade (per Pro Football Focus).
- Opened all 12 contests at LT in 2023 and helped the Bearcats rank No. 5 in the country in rushing offense (217.1 ypg).
- Was part of a line that helped Cincinnati rank No. 14 in the country in rushing offense over his final two seasons (2023-24).

2026 SEASON: Has appeared in nine games with three starts at C, seeing time on offense and special teams...Was inactive (healthy scratch) for one contest.

At Minnesota (Sept. 13): Appeared on six snaps on special teams in his NFL debut.

At N.Y. Jets (Sept. 20): Inactive (healthy scratch).

Vs. Atlanta (Sept. 24): Played three snaps on special teams.

At Tampa Bay (Oct. 4): Played three snaps on special teams.

Vs. Chicago (Oct. 11): Appeared on six plays on special teams.

Vs. Dallas (Oct. 18): Played five snaps on special teams.

At Detroit (Oct. 25): Saw the first action of his NFL career on offense, taking over at C for the final 58 snaps of the game after Sean Rhyan (ankle) and Jacob Monk (quad) both sustained injuries. Helped to protect QB Jordan Love (274 yards passing and two TDs with one INT) as the line allowed only one sack on the afternoon.

Vs. Carolina (Oct. 29): Made his first NFL start, opening at C and playing all 69 snaps. Was part of a line that did not allow a sack of Love as he threw for 288 yards and three TDs on 30-of-41 passing.

At New England (Nov. 8): Started at C for the second straight game, appearing on all 66 snaps and helping to protect Love as he posted a career-high 153.2 passer rating and a season-best 372 passing yards and three TDs on 23-of-29 passing.

Vs. Minnesota (Nov. 15): Started at C and played all 55 snaps.

JOHN WILLIAMS' NFL REGULAR-SEASON STATISTICS

DATE	TEAM	GP	GS
2026	Packers	9	3
NFL TOTALS		**9**	**3**

2026 GXG REGULAR SEASON (PACKERS)

DATE	OPPONENT	P/S	
09/13	at Vikings	P	
09/20	at Jets		INACTIVE
09/24	Falcons	P	
10/04	at Buccaneers	P	
10/11	Bears	P	
10/18	Cowboys	P	
10/25	at Lions	P	
10/29	Panthers	S	
11/08	at Patriots	S	
11/15	Vikings	S	
2026 TOTALS		**9-3**	



SAVION WILLIAMS

83 WIDE RECEIVER
TCU

Second NFL Season | Second Packers Season

Ht: 6-4 | Wt: 222 | Born: November 22, 2001 | NFL Games Played/Started: 17/4 | Acquired: D3-25

AT A GLANCE

- First name is pronounced SAY-vee-on.
- Played in 12 games as a rookie last season, recording 10 receptions for 78 yards (7.8 avg.) and a TD, 37 rushing yards on 11 carries (3.4 avg.) and a 25.6-yard average on 28 kickoff returns.
- His 25.6-yard average on kickoff returns was the second-best mark (min. 25 returns) by a Green Bay rookie since the 1970 AFL-NFL merger behind only WR Randall Cobb (27.7 in 2011).
- Appeared in 52 games with 41 starts in five seasons at TCU, finishing his career with 137 receptions for 1,655 yards (12.1 avg.) and 14 TDs along with 384 rushing yards and six TDs on 62 carries (6.2 avg.).
- Earned All-Big 12 honorable mention in 2024 after posting a career-high 60 catches for a career-best 611 yards (10.2 avg.) and a career-high six TDs while adding 322 rushing yards and six TDs on 51 carries (6.3 avg.).
- In 2024, became the first FBS player to register six-plus receiving TDs (six), six-plus rushing TDs (six) and a passing TD (one) in a season since North Carolina State WR Jaylen Samuels in 2016.
- Selected by the Packers in the third round (No. 87 overall) of the 2025 NFL Draft, the first wide receiver to be picked by Green Bay out of TCU since Cory Rodgers (seventh round) in 2006.

2026 SEASON: Has appeared in five games with four starts, posting 13 receptions for 136 yards (10.5 avg.) and eight carries for 44 yards (5.5 avg.)…Was on injured reserve (ankle) for the first five games of the season before being activated on Oct. 17.

Vs. Dallas (Oct. 18): Made his first NFL start with the Packers opening with three WRs and appeared on 40 snaps. Posted a career-high four receptions for 32 yards (8.0 avg.) while adding 9 rushing yards on two carries (4.5 avg.).

At Detroit (Oct. 25): Started and played 40 snaps, hauling in three passes for a career-high 47 yards (15.7 avg.) while adding 4 yards on two carries (2.0 avg.).

Vs. Carolina (Oct. 29): Started and appeared on 38 snaps, posting a 5-yard reception and a career-long 18-yard run.

At New England (Nov. 8): Started and played 32 snaps, posting three receptions for 25 yards (8.3 avg.), highlighted by a 10-yard TD catch on a back-shoulder throw from QB Jordan Love on Green Bay's opening drive of the second half. Added 13 yards rushing on three carries (4.3 avg.).

Vs. Minnesota (Nov. 15): Appeared on 20 snaps on offense and four on special teams, posting two catches for 27 yards (13.5 avg.), including a 24-yard grab over the middle in the third quarter. Also registered a 22-yard kickoff return.

SAVION WILLIAMS' NFL REGULAR-SEASON RUSHING/RECEIVING STATISTICS

				RECEIVING					RUSHING				
DATE	TEAM	GP	GS	NO.	YDS.	AVG.	LG	TD	NO.	YDS.	AVG.	LG	TD
2025	Packers	12	0	10	78	7.8	33	1	11	37	3.4	16	0
2026	Packers	5	4	13	136	10.5	27	1	8	44	5.5	18	0
NFL TOTALS		**17**	**4**	**23**	**214**	**9.3**	**33**	**2**	**19**	**81**	**4.3**	**18**	**0**

SAVION WILLIAMS' NFL REGULAR-SEASON RETURN STATISTICS

		KICKOFF RETURNS				
DATE	TEAM	RET.	YDS.	AVG.	LG	TD
2025	Packers	28	717	25.6	36	0
2026	Packers	1	22	22.0	22	0
NFL TOTALS		**29**	**739**	**25.5**	**36**	**0**

SINGLE-GAME HIGHS: RUSHING/RECEIVING

Rush Attempts	3 at New England Patriots, Nov 08, 2026 2 at Detroit Lions, Oct 25, 2026 ...4 more at 2.
Rushing Yards	24 vs. Washington Commanders, Sep 11, 2025 18 vs. Carolina Panthers, Oct 29, 2026
Longest Runs	18 vs. Carolina Panthers, Oct 29, 2026 16 vs. Washington Commanders, Sep 11, 2025
Receptions	4 vs. Dallas Cowboys, Oct 18, 2026 3 at New England Patriots, Nov 08, 2026 ...2 more at 3.
Receiving Yards	47 at Detroit Lions, Oct 25, 2026 33 at New York Giants, Nov 16, 2025
Receiving Average	15.7 at Detroit Lions, Oct 25, 2026 8.3 at New England Patriots, Nov 08, 2026
Longest Receptions	33 at New York Giants, Nov 16, 2025 27 at Detroit Lions, Oct 25, 2026
Receiving TDs	1 at New England Patriots, Nov 08, 2026 1 at Pittsburgh Steelers, Oct 26, 2025
All-Purpose Yards	106 at Pittsburgh Steelers, Oct 26, 2025 99 vs. Cincinnati Bengals, Oct 12, 2025
Kickoff Returns	4 at Pittsburgh Steelers, Oct 26, 2025 3 at Chicago Bears, Dec 20, 2025 ...4 more at 3.
Kickoff Return Yards	97 at Pittsburgh Steelers, Oct 26, 2025 96 vs. Cincinnati Bengals, Oct 12, 2025
Longest Kickoff Return	36 vs. Cincinnati Bengals, Oct 12, 2025 35 at Cleveland Browns, Sep 21, 2025
Kickoff Return Average	24.3 at Pittsburgh Steelers, Oct 26, 2025
Most TDs	1 at New England Patriots, Nov 08, 2026 1 at Pittsburgh Steelers, Oct 26, 2025
Scrimmage Yards	51 at Detroit Lions, Oct 25, 2026 41 vs. Dallas Cowboys, Oct 18, 2026

2026 GXG REGULAR SEASON (PACKERS)

			RECEIVING					RUSHING				
DATE	OPPONENT	P/S	NO.	YDS.	AVG.	LG	TD	NO.	YDS.	AVG.	LG	TD
09/13	at Vikings		INJURED RESERVE - DESIGNATED FOR RETURN									
09/20	at Jets		INJURED RESERVE - DESIGNATED FOR RETURN									
09/24	Falcons		INJURED RESERVE - DESIGNATED FOR RETURN									
10/04	at Buccaneers		INJURED RESERVE - DESIGNATED FOR RETURN									
10/11	Bears		INJURED RESERVE - DESIGNATED FOR RETURN									
10/18	Cowboys	S	4	32	8.0	15	0	2	9	4.5	5	0
10/25	at Lions	S	3	47	15.7	27	0	2	4	2.0	3	0
10/29	Panthers	S	1	5	5.0	5	0	1	18	18.0	18	0
11/08	at Patriots	S	3	25	8.3	10t	1	3	13	4.3	13	0
11/15	Vikings	P	2	27	13.5	24	0	0	0	0.0	0	0
2026 TOTALS		**5-4**	**13**	**136**	**10.5**	**27**	**1**	**8**	**44**	**5.5**	**18**	**0**



DEVONTE WYATT

95

DEFENSIVE TACKLE
GEORGIA

Fifth NFL Season | Fifth Packers Season

Ht: 6-3 | Wt: 304 | Born: March 31, 1998 | NFL Games Played/Started: 67/25 | Acquired: D1b-22

AT A GLANCE

- Started all 10 contests he played in last season, recording 27 tackles (15 solo), four sacks (No. 3 on the team), six tackles for a loss (tied for No. 4 on the team), seven QB hits (tied for No. 4 on the team), 16 Next Gen Stat QB pressures (tied for No. 5 on the team) and two passes defensed.
- Was one of only five players in the NFL in 2024 with five-plus sacks (five), nine-plus tackles for a loss (career-best nine) and multiple fumble recoveries (career-high two), becoming the first Green Bay defensive lineman to hit those marks in a season dating back to 2000.
- Set career highs in 2023 for games played (17), tackles (36), solo tackles (18), sacks (5½) and QB hits (11).
- Appeared in 16 games as a rookie in 2022 and was one of only two rookie defensive linemen (Dallas DE Sam Williams) to record at least one sack, one forced fumble and three QB hits in 2022.
- Earned second-team All-America honors from The Associated Press, first-team All-Southeastern Conference recognition from the coaches and second-team AP All-SEC honors in 2021.
- Attended Towers High School (Decatur, Ga.) and earned Class 3A all-state honors as a senior in 2016 from the Atlanta Journal-Constitution and the Georgia Sportswriters Association.

2026 SEASON: Has started all 10 games, posting 21 tackles (12 solo), 10 NGS QB pressures, four tackles for a loss, three QB hits, three sacks (tied for No. 2 on the team) and a forced fumble.

At Minnesota (Sept. 13): Started and played 34 snaps on defense, registering three tackles (all solo).

At N.Y. Jets (Sept. 20): Started and played 43 defensive snaps, recording one tackle (assisted) and a season-high four QB pressures.

Vs. Atlanta (Sept. 24): Started and played 34 snaps on defense, recording four tackles (two solo) and a QB pressure.

At Tampa Bay (Oct. 4): Started and played 25 snaps on defense, posting three tackles (one solo).

Vs. Chicago (Oct. 11): Started and saw action on 32 defensive snaps, leading the team with two sacks (tied career high), three tackles (all solo), two QB pressures, two QB hits, two tackles for a loss and a forced fumble. Chased down QB Tyson Bagent, who fled the pocket, for a loss of 11 yards in the first quarter, and posted a sack/forced fumble on QB Case Keenum that was recovered by EDGE Dani Dennis-Sutton in the fourth quarter.

Vs. Dallas (Oct. 18): Started and played 46 snaps on defense, posting one tackle (assisted).

At Detroit (Oct. 25): Started and played 23 defensive snaps, recording three tackles (one solo).

Vs. Carolina (Oct. 29): Started and played 40 snaps on defense, registering two tackles (both solo), two tackles for a loss, a QB hit, a QB pressure and a sack. Sacked QB Bryce Young at Green Bay's 21-yard line, which helped limit Carolina to a field-goal attempt on the next play.

At New England (Nov. 8): Started and played 29 defensive snaps, registering a QB pressure.

Vs. Minnesota (Nov. 15): Started and played 42 defensive snaps, posting one tackle (assisted) and a QB pressure.

REGULAR-SEASON COMPARISON: DEFENSIVE - LOS ANGELES RAMS

				TACKLES								MISC		
DATE	OPP	W/L	GP/GS	TOT	SOLO	ASST	SACK	YDS.	INT	TFL	PD	QBH	TD	FF	FR
12/19/22	GB vs. LA	W	P	2	1	1	0.5	1.5	0	0	0	1	0	0	0
11/5/23	GB vs. LA	W	P	2	0	2	0.0	0.0	0	0	0	0	0	0	0
TOTALS		**2/0**	**2/0**	**4**	**1**	**3**	**0.5**	**1.5**	**0**	**0**	**0**	**1**	**0**	**0**	**0**

DEVONTE WYATT'S NFL REGULAR-SEASON DEFENSIVE STATISTICS

				TACKLES						INTERCEPTIONS									ST			MISC	
YEAR	TEAM	GP	GS	TK	S	A	TFL	YDS	SK	YDS	QBH	NO	YDS	LG	TD	PD	FF	FR	TD	YDS	TK	S	A	FF	FR	S	A
2022	Packers	16	0	15	8	7	0	0	1.5	6.5	3	0	0	0	0	1	1	0	0	0	0	0	0	0	0	0	0
2023	Packers	17	5	36	18	18	6	37	5.5	35.5	11	0	0	0	0	0	0	1	0	0	0	0	0	0	0	0	0
2024	Packers	14	0	23	17	6	9	44	5.0	37.0	9	0	0	0	0	0	0	2	0	0	0	0	0	0	0	0	0
2025	Packers	10	10	27	15	12	6	35	4.0	25.0	7	0	0	0	0	2	0	0	0	0	0	0	0	0	0	0	0
2026	Packers	10	10	21	12	9	4	20	3.0	19.0	3	0	0	0	0	0	1	0	0	0	0	0	0	0	0	0	0
NFL TOTALS		**67**	**25**	**122**	**70**	**52**	**25**	**136**	**19.0**	**123.0**	**33**	**0**	**0**	**0**	**0**	**3**	**2**	**3**	**0**	**0**	**0**	**0**	**0**	**0**	**0**	**0**	**0**

DEVONTE WYATT'S NFL POSTSEASON DEFENSIVE STATISTICS

				TACKLES							INTERCEPTIONS									ST				MISC	
YEAR	TEAM	GP	GS	TK	S	A	TFL	YDS	SK	YDS	QBH	NO	YDS	LG	TD	PD	FF	FR	TD	YDS	TK	S	A	FF	FR	S	A
2023	Packers	2	1	2	2	0	0	0	0.0	0.0	0	0	0	0	0	0	0	0	0	0	0	0	0	0	0	0	0
2024	Packers	1	0	0	0	0	0	0	0.0	0.0	0	0	0	0	0	0	0	0	0	0	0	0	0	0	0	0	0
NFL TOTALS		**3**	**1**	**2**	**2**	**0**	**0**	**0**	**0.0**	**0.0**	**0**	**0**	**0**	**0**	**0**	**0**	**0**	**0**	**0**	**0**	**0**	**0**	**0**	**0**	**0**	**0**	**0**

SINGLE-GAME HIGHS: DEFENSIVE

Total Tackles	6 vs. Carolina Panthers, Nov 02, 2025 4 vs. Atlanta Falcons, Sep 24, 2026 ...6 more at 4.
Solo Tackles	4 at New York Giants, Dec 11, 2023 3 vs. Chicago Bears, Oct 11, 2026 ...9 more at 3.
Sacks	2.0 vs. Chicago Bears, Oct 11, 2026 2.0 vs. Minnesota Vikings, Nov 23, 2025 ...1 more at 2.0.
Passes Defensed	2 vs. Washington Commanders, Sep 11, 2025 1 at Detroit Lions, Nov 06, 2022
Forced Fumbles	1 vs. Chicago Bears, Oct 11, 2026 1 vs. Detroit Lions, Jan 08, 2023
Fumble Recoveries	1 at Jacksonville Jaguars, Oct 27, 2024 1 at Philadelphia Eagles, Sep 06, 2024 ...1 more at 1.
Tackles For Loss	2 vs. Carolina Panthers, Oct 29, 2026 2 vs. Chicago Bears, Oct 11, 2026 ...6 more at 2.

2026 GXG REGULAR SEASON (PACKERS)

DATE OPPONENT	P/S	TK	S	A	SK	YDS	INT	PD	FF	FR
09/13 at Vikings	S	3	3	0	0.0	0.0	0	0	0	0
09/20 at Jets	S	1	0	1	0.0	0.0	0	0	0	0
09/24 Falcons	S	4	2	2	0.0	0.0	0	0	0	0
10/04 at Buccaneers	S	3	1	2	0.0	0.0	0	0	0	0
10/11 Bears	S	3	3	0	2.0	13.0	0	0	1	0
10/18 Cowboys	S	1	0	1	0.0	0.0	0	0	0	0
10/25 at Lions	S	3	1	2	0.0	0.0	0	0	0	0
10/29 Panthers	S	2	2	0	1.0	6.0	0	0	0	0
11/08 at Patriots	S	0	0	0	0.0	0.0	0	0	0	0
11/15 Vikings	S	1	0	1	0.0	0.0	0	0	0	0
2026 TOTALS	**10-10**	**21**	**12**	**9**	**3.0**	**19.0**	**0**	**0**	**1**	**0**



Ht: 6-5 | Wt: 245 | Born: October 21, 1999 | Acquired: FA-26

AT A GLANCE

- A first-year tight end who spent the 2024 season competing on Denver's practice squad.
- Appeared in 47 games (10 starts) in five seasons at the University of Utah (2019-2023), recording 22 catches for 396 yards and seven touchdowns.
- In his fifth year in 2023, played in five games (4 starts) and recorded eight catches for 89 yards and a touchdown before suffering a season-ending injury.
- As a senior in 2022, played in 13 games (6 starts) and recorded 13 catches for 301 yards and six touchdowns.
- Played rugby at the Scots College in New South Wales, Australia and was named to the Australian Schools Barbarians All-Star team in 2017.
- His first experience playing American football was in 2018 with the University of Utah as a redshirt.
- Signed by Denver as a college free agent on May 10, 2024.

2026 SEASON: Was placed on injured reserve on Aug. 31.



Ht: 6-4 | Wt: 314 | Born: March 8, 1990 | NFL Games Played/Started: 218/213 | Acquired: FA-26

AT A GLANCE

- Was signed by the Packers on Sept. 30, 2026.
- Has appeared in 214 games with 213 starts since entering the NFL in 2012, the most games played and the most starts by an offensive lineman in the league over that span.
- Has played for the Cincinnati Bengals (2012-16), Cleveland Browns (2017-18), N.Y. Giants (2019-20), Baltimore Ravens (2021-23), Detroit Lions (2024) and Tennessee Titans (2025).
- During his time in Baltimore, helped the Ravens finish in the top three in the NFL each season in rushing yards as they ranked No. 1 in the league over that span in rushing yards (154.1 ypg) and yards per carry (5.0).
- Was selected to his first career Pro Bowl in 2023 and was named to the PFWA All-Rookie team in 2012.
- Was drafted by the Bengals in the first round (No. 27 overall) of the 2012 NFL Draft out of the University of Wisconsin.

2026 SEASON: Has appeared in four games, seeing action on offense and special teams, and has been inactive for three contests.

At Tampa Bay (Oct. 4): Inactive (healthy scratch).

Vs. Chicago (Oct. 11): Made his debut with the Packers, appearing on six snaps on special teams.

Vs. Dallas (Oct. 18): Played five snaps on special teams.

At Detroit (Oct. 25): Inactive (healthy scratch).

Vs. Carolina (Oct. 29): Appeared on four plays on special teams.

At New England (Nov. 8): Saw his first offensive action of the season, appearing on 20 snaps at RG. Also played seven snaps on special teams.

Vs. Minnesota (Nov. 15): Inactive (ankle/triceps).

KEVIN ZEITLER'S NFL REGULAR-SEASON STATISTICS

DATE	TEAM	GP	GS
2012	Bengals	16	16
2013	Bengals	12	11
2014	Bengals	12	12
2015	Bengals	16	16
2016	Bengals	16	16
2017	Browns	16	16
2018	Browns	16	16
2019	Giants	15	15
2020	Giants	16	16
2021	Ravens	17	17
2022	Ravens	15	15
2023	Ravens	15	15
2024	Lions	16	16
2025	Titans	16	16
2026	Packers	4	0
NFL TOTALS		**218**	**213**

KEVIN ZEITLER'S NFL POSTSEASON STATISTICS

DATE	TEAM	GP	GS
2012	Bengals	1	1
2013	Bengals	1	1
2014	Bengals	1	1
2015	Bengals	1	1
2022	Ravens	1	1
2023	Ravens	2	2
NFL TOTALS		**7**	**7**

2026 GXG REGULAR SEASON (PACKERS)

DATE	OPPONENT	P/S	
10/04	at Buccaneers		INACTIVE
10/11	Bears	P	
10/18	Cowboys	P	
10/25	at Lions		INACTIVE
10/29	Panthers	P	
11/08	at Patriots	P	
11/15	Vikings		INACTIVE/INJURY
2026 TOTALS		**4-0**	