

GREEN BAY PACKERS  
**WEEKLY MEDIA INFORMATION PACKET**

GREEN BAY PACKERS **AT** SEATTLE SEAHAWKS  
THURSDAY, NOV. 15, 2018 @ 7:20 PM CST - CENTURYLINK FIELD



# THE DOPE SHEET

OFFICIAL PROGRAM AND PUBLICATION, ACME-PACKERS FOOTBALL TEAM.

Packers Communications • Lambeau Field Atrium • 1265 Lombardi Avenue • Green Bay, WI 54304 • 920/569-7500 • 920/569-7201 fax  
Jason Wahlers, Sarah Quick, Tom Fanning, Nathan LoCascio

**VOL. XX; NO. 17**

**GREEN BAY (4-4-1) AT SEATTLE (4-5)**

Thursday, Nov. 15 • CenturyLink Field • 7:20 p.m. CST

## PACKERS TRAVEL WEST TO PLAY THE SEAHAWKS

The Green Bay Packers go back on the road to play in Seattle against the Seahawks on Thursday night.

- It marks the Packers' second Thursday night game at Seattle (Week 1 in 2014).
- Including the postseason, it will be the seventh time the two teams have played since 2012.
- It will be the fifth consecutive season the two teams have played during the regular season, the longest streak in the series.
- Green Bay has won three straight over Seattle, including a 17-9 victory in Week 1 last season.
- It is the third time the Packers have played at the Seahawks in the month of November (1987, 2006).
- Thursday will be the last of three games the Packers will have played in a 12-day span.
- The Packers have scored 23-plus points in seven of their last eight road games they have played in the month of November.
- Green Bay will play its next two games (at Seattle and at Minnesota) in primetime. The Packers have played three primetime games so far this season, defeating the Chicago Bears, 24-23, in Week 1 and the San Francisco 49ers, 33-30, in Week 6, and losing at the New England Patriots, 31-17, in Week 9.



## AGAINST THE NFC WEST

- Under McCarthy, Green Bay is 18-8 versus NFC West teams during the regular season. The Packers' .692 winning percentage ranks **No. 5 in the NFL** against the NFC West and Green Bay's 18 wins are **tied for No. 1** (Minnesota) among teams outside the NFC West (pro-football-reference.com).
- Dating back to 2002, the Packers are 23-10 against the NFC West in the regular season. Green Bay's .697 winning percentage against the NFC West is **No. 1 in the NFC** and **No. 3 in the NFL**.
- The Packers' 23 wins against the NFC West since 2002 are **the most in the NFL** for a team outside the division.
- Green Bay has a plus-260 point differential against the NFC West since 2002, **No. 2 in the NFL** behind the Seattle Seahawks (plus-614).
- QB **Aaron Rodgers** has started 21 regular-season games against teams from the NFC West with the Packers winning 15 of those. Rodgers has thrown 40 touchdowns and nine interceptions in the 21 games, and his 104.7 passer rating ranks **No. 1 in the NFL** among active players against the NFC West since 2008 (min. 100 pass att.).
- Rodgers has recorded a passer rating of 100-plus in 13 regular-season games against the NFC West, including three of the past four.
- TE **Jimmy Graham** has totaled five TD receptions in the last four road games he has played against NFC West teams.
- Graham has played against NFC West teams 31 times (including postseason) and registered 14 TD receptions. According to Sportradar, he ranks No. 2 in receiving TDs against NFC West teams since 2010, trailing only Arizona Cardinals WR Larry Fitzgerald, who has 19 receiving TDs in 51 games.

**REGULAR-SEASON WEEK 11**

## WITH THE CALL

Thursday night's game will be televised to a national audience on FOX and NFL Network with play-by-play man **Joe Buck** and analyst **Troy Aikman** handling the call from the broadcast booth and **Erin Andrews** and **Kristina Pink** reporting from the sidelines. The game is also available through Amazon on Prime video with your choice of announcers: **Hannah Storm** and **Andrea Kremer**, **Derek Rae** and **Tommy Smyth**, or in Spanish with **Jorge Perez-Navarro** and **Oscar Benítez**.



- Milwaukee's WTMJ (620 AM), airing Green Bay games since November 1929, heads up the Packers Radio Network that is made up of 50 stations in four states. **Wayne Larrivee** (play-by-play) and two-time Packers Pro Bowler **Larry McCarren** (analyst) call the action. McCarren first joined the team's broadcasts in 1995 and enters his 24th season calling Packers games. After originally being paired together in 1999, McCarren and Larrivee enter their 20th season of broadcasts together. In Week 1, they surpassed Jim Irwin and Max McGee for the most regular-season and postseason games broadcast for the Packers.
- The broadcast is also available on Sirius Satellite Radio (WTMJ feed).
- Westwood One Sports will air the game across the country. **Tom McCarthy** (play-by-play) and **Mike Holmgren** (analyst) will call the action and **Scott Graham** will host pregame and halftime shows.

## REGULAR SEASON

Date	Opponent	Time (CT)	TV
Sun., Sept. 9	CHICAGO BEARS	W, 24-23	78,282
Sun., Sept. 16	MINNESOTA VIKINGS (Gold Pkg.)	T, 29-29	78,461
Sun., Sept. 23	at Washington Redskins	L, 17-31	47,880
Sun., Sept. 30	BUFFALO BILLS	W, 22-0	78,312
Sun., Oct. 7	at Detroit Lions	L, 23-31	63,405
Mon., Oct. 15	SAN FRANCISCO 49ERS	W, 33-30	77,642
Sun., Oct. 21	BYE		
Sun., Oct. 28	at Los Angeles Rams	L, 27-29	75,822
Sun., Nov. 4	at New England Patriots	L, 17-31	65,878
Sun., Nov. 11	MIAMI DOLPHINS (Gold Pkg.)	W, 31-12	78,076
Thu., Nov. 15	at Seattle Seahawks	7:20 p.m.	FOX/NFLN
Sun., Nov. 25	at Minnesota Vikings	7:20 p.m.	NBC
Sun., Dec. 2	ARIZONA CARDINALS	*12 p.m.	FOX
Sun., Dec. 9	ATLANTA FALCONS	*12 p.m.	FOX
Sun., Dec. 16	at Chicago Bears	12 p.m.	FOX
Sun., Dec. 23	at New York Jets	*12 p.m.	CBS/FOX
Sun., Dec. 30	DETROIT LIONS	*12 p.m.	FOX

\*—Start time and broadcast may shift due to NFL flexible scheduling

## NFL POSTSEASON DATES

Jan. 5-6	AFC and NFC Wild Card Playoffs
Jan. 12-13	AFC and NFC Divisional Playoffs
Jan. 20	AFC and NFC Championship Games
Jan. 27	Pro Bowl, Camping World Stadium, Orlando, Fla.
Feb. 3	Super Bowl LIII, Mercedes-Benz Stadium, Atlanta, Ga.





## PACKERS AT SEAHAWKS - WEEK 11

## THE SECOND HALF

- Under Head Coach **Mike McCarthy**, Green Bay is 62-34-1 in regular-season games 9-16, a .644 winning percentage that ranks in the top five in the NFL since 2006, according to pro-football-reference.com:

<u>Team</u>	<u>Winning Pct. In Games 9-16 (Since 2006)</u>
1. New England	.806 (79-19)
2. Pittsburgh	.691 (67-30)
<b>3. Green Bay</b>	<b>.644 (62-34-1)</b>
4t. Indianapolis	.629 (61-36)
4t. San Diego/Los Angeles Chargers	.629 (61-36)
6t. Baltimore	.588 (57-40)
6t. Seattle	.588 (57-40)

- The Packers rank in the top five in point differential in the second half of the regular season since 2006:

<u>Team</u>	<u>Point Differential In Games 9-16 (Since 2006)</u>
1. New England	plus-1,145
2. Pittsburgh	plus-590
<b>3. Green Bay</b>	<b>plus-521</b>
4. Seattle	plus-477
5. San Diego/Los Angeles Chargers	plus-446
6. New Orleans	plus-403
7. Baltimore	plus-338

- Dating back to 2008, QB **Aaron Rodgers** ranks **No. 2 in the NFL** in passer rating in the second half of the season (min. 500 pass att.), according to pro-football-reference.com:

<u>Player</u>	<u>Passer Rating In Games 9-16 (Since 2008)</u>
1. Russell Wilson, SEA	104.4
<b>2. Aaron Rodgers, GB</b>	<b>103.5</b>
3. Drew Brees, NO	101.5
4. Tom Brady, NE	100.0
5. Tony Romo, DAL	99.2
6. Kirk Cousins, WAS/MIN	98.0
7. Peyton Manning, IND/DEN	97.0

- Rodgers has registered a passer rating of 100-plus in seven of the last nine games he has played in during the second half of the season:

<u>Date</u>	<u>Opp.</u>	<u>Pass Yds.</u>	<u>Pass TDs</u>	<u>Ints</u>	<u>Rating</u>
11/11/18	MIA	199	2	0	112.1
12/17/17	@CAR	290	3	3	71.5
1/1/17	@DET	300	4	0	126.0
12/24/16	MIN	347	4	0	136.6
12/18/16	@CHI	252	0	0	87.0
12/11/16	SEA	246	3	0	150.8
12/4/16	HOU	209	2	0	108.9
11/28/16	@PHI	313	2	0	116.7
11/20/16	@WAS	351	3	0	115.0

## VERSATILE RUNNING GAME

Green Bay has used numerous running backs this season as part of a rushing attack that has improved each week. The Packers have posted 95-plus rushing yards in each of the last eight games, the longest streak in the league and the longest streak by Green Bay since 2014-15 (12 games), according to pro-football-reference.com.

- Green Bay is **tied for No. 1 in the NFL** this season in games with 95-plus rushing yards.  
 ► The Packers have four straight 100-yard rushing games as a team on 25 or fewer carries, the **longest streak in franchise history** and in the league this season (according to the Elias Sports Bureau).  
 ► Green Bay ranks **No. 1 in the NFL** in average yards per rush this season:

<u>Team</u>	<u>Yards Per Rush</u>
<b>1. Green Bay</b>	<b>5.17</b>
2. Denver	5.16
3. Carolina	5.11
4. Los Angeles Chargers	5.06
5. Los Angeles Rams	4.91

- The Packers rank **No. 3 in the NFL** in percentage of rushing plays that gain 10-plus yards (16.9) this season (Sportradar).  
 ► Green Bay posted a season-high 195 rushing yards on 25 carries (7.8 avg.) in Week 10, just the third time since the 1970 AFL-NFL merger that the Packers recorded 195-plus rushing yards on 25 or fewer carries (at St. Louis Cardinals, Sept. 29, 1985; at Chicago, Dec. 18, 2016).  
 ► The Packers rushed for 100 yards on 17 carries (5.9 avg.) in Week 3 at Washington, marking the fewest rushing attempts by Green Bay in a 100-yard rushing game since Oct. 18, 2015, vs. San Diego (17-133).

## JONES JUMPS TO THE FRONT

- RB **Aaron Jones** ranks **No. 1 in the NFL** in rushing average (min. 50 att.) this season:

<u>Player</u>	<u>Rushing Average</u>
<b>1. Aaron Jones, GB</b>	<b>6.77</b>
2. Nick Chubb, CLE	6.16
3. Austin Ekeler, LAC	5.85

- Among running backs with 150-plus career attempts, Jones ranks **No. 1 in NFL history** with an average of 6.12 yards per carry.  
 ► Jones leads the NFL in percentage of rushing attempts that gain 10-plus yards (min. 50 carries), according to Sportradar:

<u>Player</u>	<u>Rush % (10-Plus Yards)</u>
<b>1. Aaron Jones, GB</b>	<b>24.7</b>
2. Austin Ekeler, LAC	23.7
3. Cam Newton, CAR	20.0
4. Melvin Gordon, LAC	19.2

- In Weeks 8-10, Jones became the first Packer since QB Tobin Rote in 1951 to have 75-plus rushing yards on 15 or fewer attempts in three straight games.  
 ► Jones rushed for a career-high 145 yards on 15 carries (9.7 avg.) with a career-best two rushing TDs in Week 10 to become just the sixth Packer since 1950 to rush for 145-plus yards in a game on 15 or fewer carries and the first to accomplish the feat since Ahman Green had 15 carries for 163 yards vs. Dallas on Oct. 24, 2004.  
 ► Jones' 67-yard run late in the first quarter in Week 10 was the longest of his career and the longest by a Packer since WR Randall Cobb's 67-yarder vs. Detroit on Oct. 6, 2013.  
 ► In Week 10, Jones rushed for 96 yards on four carries (24.0 avg.) in the first quarter, the most rushing yards by a Packer in a first quarter since Green had 122 rushing yards vs. Detroit in the opening quarter on Sept. 9, 2001. Jones had 101 rushing yards in the first half, the most by a Packer since RB Ty Montgomery posted 123 yards on the ground in the first half at Chicago on Dec. 18, 2016.  
 ► Jones had a career-high six runs of 10-plus yards in Week 10, most by a Packer since Ahman Green had six at Minnesota on Nov. 2, 2003.

## PACKERS AT SEAHAWKS - WEEK 11

### YARDS YARDS YARDS

Green Bay has moved the ball this season, racking up yards on offense.

- The Packers rank in the top 10 in the NFL in numerous yardage categories this season:

Team	Total Net Yards Per Game
1. Tampa Bay	452.8
2. Los Angeles Rams	448.0
3. Kansas City	423.1
4. Pittsburgh	419.9
5. New Orleans	413.9
6. Atlanta	408.9
<b>7. Green Bay</b>	<b>403.2</b>

Team	Total Net-Yard Differential Per Game
1. Los Angeles Rams	plus-92.8
2. Pittsburgh	plus-83.8
3. Baltimore	plus-61.6
<b>4. Green Bay</b>	<b>plus-57.3</b>

Team	Net Passing Yards Per Game
1. Tampa Bay	361.2
2. Atlanta	319.1
3. Pittsburgh	314.2
3. Kansas City	305.5
5. Los Angeles Rams	303.2
<b>6. Green Bay</b>	<b>287.7</b>

- Green Bay posted 521 yards of total offense in both Weeks 5 and 6. It marked just the second time in team history that the Packers registered back-to-back 500-yard games (Nov. 27-Dec. 4, 1983). Green Bay tied an NFL record with two straight 520-plus-yard games.
- The Packers' two 500-yard games are tied for the second most in a season in team history (three in 1983) and are the most in a season since recording two in 2011.
- Green Bay is tied for the second-most games with 500 total net yards in the NFL this season:

Team	Games With 500-Plus Total Net Yards
1. Tampa Bay	4
<b>2t. Green Bay</b>	<b>2</b>
2t. Jacksonville	2
2t. Los Angeles Rams	2
2t. New Orleans	2
6t. Six teams	1

- Green Bay has totaled the third-most net yards in team history through its first nine games dating back to 1940 (pro-football-reference.com):

Season	Total Net Yards In First Nine Games
1. 2013	3,780
2. 2011	3,687
<b>3. 2018</b>	<b>3,629</b>
4. 2004	3,597

- The Packers have recorded 340-plus yards in all nine games this season, tied with Kansas City and the Los Angeles Rams for the league lead. The only other time the Packers have recorded 340-plus yards in each of the first nine games of a season was in 2011, according to pro-football-reference.com.

- Green Bay's streak of nine consecutive games with 340-plus yards is the longest current streak in the NFL (pro-football-reference.com).
- Rodgers has thrown for 2,741 yards this season, the **third most of by a Packer (since 1950) through the first nine games of a season** behind the 2,619 he threw for in 2011 and the 2,757 thrown by Brett Favre in 2007.
- QB **Aaron Rodgers** ranks in the top 10 in the NFL this season in passing yards per game:

Player	Passing Yards Per Game
1. Matt Ryan, ATL	335.0
2. Ben Roethlisberger, PIT	320.9
3. Patrick Mahomes, KC	315.0
4. Ryan Fitzpatrick, TB	314.1
5. Jared Goff, LAR	313.4
6. Carson Wentz, PHI	306.9
<b>7. Aaron Rodgers, GB</b>	<b>304.6</b>

### BREAKING DOWN THE ROSTER

The Packers have a 52-man roster that is composed of 24 offensive players, 25 defensive players and three specialists.

- Of the 52 players on Green Bay's roster, 28 of them (53.8 percent) were draft picks of the Packers. Green Bay has seven players that were drafted in the first round, including six that were selected by the Packers.
- Green Bay has 37 players on the roster that were draft picks (71.2 percent), including 20 players that were selected in the first three rounds (38.5 percent).
- Over a third of the players (18 of 52, 34.6 percent) on Green Bay's roster entered the league as a sixth-round or seventh-round pick or as an undrafted player.
- Of the 52 players on the roster, 41 of them (78.8 percent) are 28 years old or younger (as of Nov. 15) and 28 players (53.8 percent) are 24 years old or younger.
- The Packers have nine players that have made at least one Pro Bowl, with six of those players being draft picks of Green Bay (Davante Adams, David Bakhtiari, Randall Cobb, Mike Daniels, Clay Matthews, Aaron Rodgers).
- Of the 52 players on the roster, 37 began their pro careers with the Packers (71.2 percent).
- Over half the roster consists of players with experience ranging from rookie to three years (33 of 52, 63.5 percent).

### GREEN BAY'S ROSTER ...

#### BY AGE (as of Nov. 15)

21-24	28 players
25-28	13 players
29-32	7 players
33-plus	4 players

#### BY EXPERIENCE

R-1	16 players
2-3	17 players
4-5	5 players
6-9	9 players
10-plus	5 players

#### BY DRAFT ROUND

1st	7 players
2nd/3rd	13 players
4th/5th	14 players
6th/7th	3 players
Undrafted	15 players



## THE DOPE ON THIS WEEK'S OPPONENT:

### Packers vs. Seahawks:

**Regular season, all-time:**

11-7-0

**All-time, Postseason:**

2-1

**All-time, in Seattle:**

2-5

**Streaks:** The Packers have won the last three matchups.

**Last meeting, regular season:**

Sept. 10, 2017; Packers won, 17-9, Lambeau Field



## COACHES CAPSULES

**Mike McCarthy:** 135-82-2, .621 (incl. 10-8 postseason); 13th NFL season

**Pete Carroll:** 126-91-1, .580 (incl. 10-7 postseason); 13th NFL season

**Head to Head:** 3-3

**vs. Opponent:** McCarthy 6-4 vs. Seahawks; Carroll 3-5 vs. Packers

**MIKE MCCARTHY**...Is in his 13th year as the Packers' 14th head coach.

- ▶ Led Green Bay to its eighth consecutive playoff appearance in 2016, tied for the fourth-longest streak in NFL history. Has led the team to nine playoff appearances in the last 11 years (2007, 2009-16).
- ▶ Ranks second in franchise history in total victories, trailing only Curly Lambeau.
- ▶ Guided the Packers to top-10 finishes in scoring in eight straight seasons (2007-14), joining the Patriots as the only other team to accomplish the feat over that span; Packers led the league in scoring in 2014.
- ▶ Reached the 100-win plateau faster than any active NFL head coach, needing just 155 games.
- ▶ Joined Vince Lombardi and Mike Holmgren as the only coaches to guide the Packers to a Super Bowl title with a win over Pittsburgh in Super Bowl XLV.

**PETE CARROLL**...Is in his ninth year as the Seahawks' eighth head coach.

- ▶ Guided the Seahawks to a win in Super Bowl XLVIII with the youngest Super Bowl-winning roster in NFL history (26 years, 162 days).
- ▶ Built a defense that became just the fourth in league annals to lead the league in points and yards allowed in consecutive years (2013-14).
- ▶ Has guided the Seahawks to the divisional round in six of his eight seasons as coach, winning two NFC Championships and one Super Bowl, while claiming the No. 1 seed in the NFC twice.
- ▶ Coached Southern California to back-to-back national titles in 2003 and 2004, maintaining the No. 1 ranking throughout the 2004 season.

## THE PACKERS-SEAHAWKS SERIES

- ▶ For a span of eight head-to-head meetings from 1996-2008, Mike Holmgren was the head coach for one of the teams.
- ▶ Of the three postseason matchups between the teams, only the Packers' 42-20 win in 2007 NFC Divisional Playoff was decided in regulation.
- ▶ Since Seattle's shift to the NFC due to realignment in 2002, the two teams have met 13 times (including playoffs). They met in six of seven seasons from 2003-09 and matched up six times between 2012-17.
- ▶ Seattle's only victory in Green Bay came on Nov. 1, 1999, when the Seahawks won 27-7.
- ▶ The Packers are 11-0 against Seattle when scoring 25-plus points.

## NOTABLE CONNECTIONS

Packers TE Jimmy Graham played for the Seahawks for three seasons and twice earned Pro Bowl recognition (2016-17)...Green Bay senior advisor to football operations Ted Thompson spent 2000-04 as Seattle's vice president of football operations...Packers associate head coach/linebackers Winston Moss played the final three seasons (1995-97) of his career in Seattle and started his coaching career with the Seahawks in 1998...Green Bay defensive coordinator Mike Pettine spent the 2017 season as a consultant for Seattle...Seahawks QB Brett Hundley was drafted by the Packers in the fifth round of the 2015 NFL Draft, and spent three seasons with the club...Seattle executive vice president/general manager John Schneider was with the Packers for 13 years as a personnel intern (1992), scout (1993-96), personnel analyst to the general manager (2002-07) and director of football operations (2008-09)...Schneider worked under Thompson in Seattle in 2000 and attended Abbot Pennings High in De Pere, Wis. ...Schneider and Packers executive vice president/director of football operations Russ Ball worked together with the Washington Redskins in 2001...Green Bay head coach Mike McCarthy, special teams coordinator Ron Zook and general manager Brian Gutekunst worked with Schneider in Kansas City (1997-99)...McCarthy also coached alongside Seattle offensive coordinator Brian Schottenheimer and offensive line coach Mike Solari in Kansas City...Solari was the assistant offensive line coach for Green Bay in 2015...Seattle assistant defensive line coach Jethro Franklin coached the Packers' defensive line from 2000-04...Seahawks assistant strength and conditioning coach Mondray Gee coached in Green Bay from 2008-09...Seattle running backs coach Chad Morton was the Packers' coaching administrator in 2009 and special teams assistant from 2010-13...McCarthy coached in New Orleans in 2000 when Morton played for the Saints...Seahawks QB Russell Wilson played one season (2011) at the University of Wisconsin...Green Bay CB Kevin King (2013-16) played at the University of Washington...Seattle head coach Pete Carroll coached Packers LBs Clay Matthews (2005-08) and LB Nick Perry (2009) while serving as head coach at Southern California...A number of other Seahawks coaches also coached Matthews and Perry at USC, including defensive coordinator Ken Norton, Jr. and head strength and conditioning coach Chris Carlisle...Packers offense – run game coordinator/offensive line coach James Campen played for the Saints for two seasons while Seahawks associate head coach Carl Smith was the New Orleans offensive coordinator...Seahawks OLB Barkevious Mingo played in Cleveland while Pettine was head coach of the Browns...Mingo also played alongside Packers LB Antonio Morrison in Indianapolis in 2017...Green Bay T/G Byron Bell played with Seattle CB Kalan Reed in Tennessee...Bell also teamed with Seahawks TE Ed Dickson in Carolina...Seattle DE Dion Jordan played in Miami while Packers offensive coordinator Joe Philbin was the Dolphins' head coach...Schottenheimer also coached Zook at Florida (1994-95) and Pettine in New York with the Jets (2009-11)...Green Bay defensive assistant Scott McCurley played with Seahawks assistant offensive line coach Brennan Carroll at the University of Pittsburgh from 1999-2001...Seattle quality control/defense coach Tom Donatell was a defensive graduate assistant at UCLA while Packers DT Kenny Clark was a Bruin...Collegiately, Donatell was a linebacker at Iowa, where he teamed with Packers DL Mike Daniels and T Bryan Bulaga...Green Bay wide receivers coach David Raih was also an offensive graduate assistant for the Hawkeyes at the time...Packers C Corey Linsley and Seahawks TE Nick Vannett played together at Ohio State.

## LAST MEETING, REGULAR SEASON

Sept. 10, 2017; Packers won, 17-9, Lambeau Field

- ▶ Packers QB Aaron Rodgers completed 28 of 42 passes for 311 yards, a TD and an INT.
- ▶ Green Bay WR Jordy Nelson tallied seven receptions for 79 yards, including a 32-yard TD catch. Nelson surpassed 500 career catches in the contest, becoming just the fourth player in team history (WRs Donald Driver, Sterling Sharpe and James Lofton) to reach that mark.
- ▶ The Packers did not allow a TD and dominated the time of possession, 39:13 to 20:47.



## PACKERS AT SEAHAWKS - WEEK 11

### AT THE HELM

Having led Green Bay to the playoffs in nine of his first 12 seasons as head coach, **Mike McCarthy** is joined by Vince Lombardi and Mike Holmgren as the only coaches to guide the Packers to a Super Bowl win with a victory over Pittsburgh in Super Bowl XLV.

► McCarthy's 121 regular-season wins in his first 12 years as a head coach (2006-17) are **No. 4 in NFL history** (according to the Elias Sports Bureau):

<u>Coach</u>	<u>Wins In First 12 Regular Seasons</u>
1. Don Shula, BAL/MIA	128
2. Tony Dungy, TB/IND	127
3. Joe Gibbs, WAS	124
<b>4. Mike McCarthy, GB</b>	<b>121</b>
5. Andy Reid, PHI/KC	118

► McCarthy guided the Packers to a franchise-record fourth consecutive division title in 2014. In his first 12 seasons, he won six division titles, tying Lombardi for the second most in franchise history.

► With a win at Tampa Bay in Week 16 of the 2014 season, McCarthy passed Lombardi for the No. 2 spot in team history as far as overall victories:

<u>Coach</u>	<u>Overall Wins</u>
1. Curly Lambeau, 1921-49	212
<b>2. Mike McCarthy, 2006-18</b>	<b>135</b>
3. Vince Lombardi, 1959-67	98
4. Mike Holmgren, 1992-98	84

► The 135 overall wins are the most in the NFC and the second most in the NFL since 2006 (New England, 171).

► In Week 6 of the 2017 season, McCarthy recorded his 200th career game as a head coach (including the postseason). Having compiled 128 victories, he tied Bud Grant and Chuck Noll for the **sixth-most wins by a head coach** through 200 games: Don Shula, 149 / Joe Gibbs, 138 / George Halas, 134 / Tony Dungy, 130 / Curly Lambeau, 130.

► McCarthy reached 100 career wins (including playoffs) in just his 155th game. He was the fastest to reach 100 wins in the NFL since George Seifert in 1996 (132 games).

► McCarthy recorded his third regular season with 12-plus wins in 2014 (2007, 2011), passing Lambeau (1929, 1931), Lombardi (1962, 1966), Holmgren (1996-97) and Mike Sherman (2001-02) for the most by a coach in franchise history.

► McCarthy has guided the Packers to five seasons with 11-plus wins (2007, 2009, 2011-12, 2014), passing Lombardi (1961-63, 1966) and Holmgren (1995-98) for the **most by a coach in franchise history**.

► McCarthy's eight regular seasons with 10-plus wins are a **franchise record** (since 1921). Among current NFL head coaches, only Bill Belichick (17) and Andy Reid (12) have more 10-plus-win seasons.

► McCarthy is the **only coach in franchise history** to post three or more consecutive 10-win seasons twice in his career (2009-12, 2014-16).

► McCarthy joined Pittsburgh's Bill Cowher (2005) as the only Super Bowl-winning coaches to lead their respective teams to three road wins as the No. 6 seed in the postseason en route to a world title.

► Including playoffs, McCarthy has a 135-82-2 record since taking over as head coach in 2006, a .621 winning percentage that ranks **No. 3 among current NFL head coaches** (minimum 100 games):

<u>Coach</u>	<u>Winning Pct.</u>
1. Bill Belichick, CLE/NE	.683 (285-132)
2. Mike Tomlin, PIT	.653 (130-69-1)
<b>3. Mike McCarthy, GB</b>	<b>.621 (135-82-2)</b>

► McCarthy has coached in 219 games (including playoffs), **No. 2 in team history** behind Lambeau (339 from 1921-49).

► In the Week 6 victory over the San Diego Chargers in 2015, McCarthy earned the 100th regular-season win of his career in just his 150th game, making him the **seventh-fastest coach in NFL history and the fastest current NFL coach** to reach the 100-win plateau:

<u>Coach (Current)</u>	<u>Games Needed For 100 Regular-Season Wins</u>
<b>1. Mike McCarthy, GB</b>	<b>150</b>
2. Andy Reid, PHI/KC	164
3. Bill Belichick, CLE/NE	177

► Since McCarthy took over in 2006, the Packers rank **No. 3 in the NFL** in regular-season winning percentage:

<u>Team</u>	<u>Winning Pct.</u>
1. New England	.782 (158-44)
2. Pittsburgh	.649 (130-70-1)
<b>3. Green Bay</b>	<b>.627 (125-74-2)</b>

► Green Bay's seven 10-win regular seasons since 2009 are **No. 2 in the NFL**:

<u>Team</u>	<u>10-Win Regular Seasons (Since 2009)</u>
1. New England	9
<b>2. Green Bay</b>	<b>7</b>
3. Pittsburgh	6

### WINNING WAYS

► The Packers were the only NFC team and one of two teams in the league (New England) to make the playoffs each season from 2009-16. Those eight appearances were more than the rest of the NFC North Division combined during that span (Minnesota-three / Detroit-three / Chicago-one).

► McCarthy became just the **fourth head coach in NFL history** to lead a single franchise to eight-plus consecutive playoff appearances:

<u>Coach</u>	<u>Years</u>
Tom Landry, DAL	1966-73 and 1975-83
Chuck Noll, PIT	1972-79
<b>Mike McCarthy, GB</b>	<b>2009-16</b>
Bill Belichick, NE	2009-17

► There are five teams in the NFL with six-plus playoff appearances from 2009-17, with only two in the NFC (New England, nine / **Green Bay, eight** / Cincinnati, Pittsburgh, Seattle, six).

► With the victory over Dallas in the 2016 playoffs, McCarthy has led the Packers to 10 wins in the postseason, passing Vince Lombardi and Mike Holmgren for the **most in team history**:

<u>Coach</u>	<u>Postseason Wins</u>
<b>1. Mike McCarthy, 2006-17</b>	<b>10</b>
2t. Vince Lombardi, 1959-67	9
2t. Mike Holmgren, 1992-98	9

► The 10 postseason wins since 2007 are **tied for No. 2 in the NFL** with Baltimore and Seattle (New England, 13). The rest of the NFC North has combined for two postseason wins over the last 10 seasons (Minnesota and Chicago, one each).



## PACKERS AT SEAHAWKS - WEEK 11

### TAKING HIS PLACE AMONG THE GAME'S BEST

QB **Aaron Rodgers** surpassed the 1,500-attempt plateau for his career in 2010, the benchmark to qualify for passer rating in the NFL record book.

▶ Rodgers ranks **No. 1 in NFL history** in career passer rating:

Quarterback	Career Passer Rating
1. Aaron Rodgers, GB	103.5
2. Russell Wilson, SEA	99.7
3. Drew Brees, NO	97.6
4. Tom Brady, NE	97.5

▶ Rodgers threw for 442 yards, three touchdowns and zero interceptions at Detroit in Week 5 and then recorded 425 yards, two touchdowns and zero interceptions in Week 6, becoming the **first player in NFL history to have back-to-back 400-yard games with no INTs**.

▶ It was the sixth 400-yard passing game for Rodgers, a **franchise record**. No other quarterback in franchise annals has more than one 400-yard passing game (four QBs with one).

▶ Rodgers reached 40,000 passing yards in his 154th career game (Week 5 at Detroit). At the time, he had 323 passing TDs, becoming the **first quarterback in NFL history to reach 40,000 passing yards and 300 TD passes in fewer than 157 games**, the number in which both Peyton Manning and Dan Marino reached the two marks.

▶ Rodgers tied Manning for the **fourth-fewest games to reach 40,000 passing yards**, trailing Matt Ryan (151), Drew Brees (152) and Dan Marino (153), according to the Elias Sports Bureau.

▶ Rodgers reached 5,000 career attempts in Week 3. At the time of his 5,000th career attempt, he had 319 TD passes and 78 INTs, setting the record for the most (Johnny Unitas, 284) and fewest (Donovan McNabb, 107) in each category in NFL history at the time of the 5,000th attempt.

▶ A look at where Rodgers ranks among active NFL quarterbacks **since he took over as the starter in 2008** (min. 1,500 attempts):

Quarterback	Passing TDs (Since 2008)
1. Drew Brees, NO	375
2. Aaron Rodgers, GB	329
3. Philip Rivers, SD/LAC	319

Quarterback	Passer Rating (Since 2008)
1. Aaron Rodgers, GB	103.9
2. Drew Brees, NO	102.0
3. Tom Brady, NE	100.4

Quarterback	Yards/Attempt (Since 2008)
1. Philip Rivers, SD/LAC	7.93
2. Aaron Rodgers, GB	7.88
3. Drew Brees, NO	7.87

Quarterback	INT Percentage (Since 2008)
1. Tom Brady, NE	1.5
2. Aaron Rodgers, GB	1.6
3. Alex Smith, SF/KC/WAS	1.7

Quarterback	Pass TD Pct. (Since 2008)
1. Aaron Rodgers, GB	6.3
2. Russell Wilson, SEA	5.9

Quarterback	Passing Yards (Since 2008)
1. Drew Brees, NO	51,857
2. Philip Rivers, SD/LAC	46,119
3. Matt Ryan, ATL	44,811
4. Eli Manning, NYG	42,674
5. Tom Brady, NE	42,537
6. Ben Roethlisberger, PIT	42,280
7. Aaron Rodgers, GB	40,914

▶ Three times Rodgers has had 10-plus zero-INT games (min. 15 att.) in a season (11 in 2016, 13 in 2014, 12 in 2009). The only other QB in team history to have 10 in a season was Bart Starr (10) in 1964. Rodgers has eight zero-INT games this season, **tied for No. 1 in the NFL**.

Player	Games With Zero INTs (2018)
1t. Aaron Rodgers, GB	8
1t. Drew Brees, NO	8
3t. Seven players	5

▶ Since 1932, Rodgers ranks **No. 1 in the NFL** in touchdown-interception ratio, according to Sportradar (min. 1,500 att.):

Quarterback	TD/INT Ratio (Since 1932)
1. Aaron Rodgers, GB	4.2 (330/79)
2. Tom Brady, NE	3.0 (505/167)
3. Russell Wilson, SEA	2.9 (182/61)

▶ Dating back to 1921, Rodgers is tied with New England QB Tom Brady for the most seasons with 30-plus touchdowns and less than 10 interceptions (according to pro-football-reference.com):

Player	Seasons With 30-Plus TD Passes/Less Than 10 INTs
1t. Aaron Rodgers, GB	6
1t. Tom Brady, NE	6
3t. Brett Favre, GB	1
3t. Peyton Manning, IND/DEN	1
3t. Donovan McNabb, PHI/WAS	1
3t. Ben Roethlisberger, PIT	1
3t. Tony Romo, DAL	1
3t. Matt Ryan, ATL	1
3t. Carson Wentz, PHI	1
3t. Russell Wilson, SEA	1

▶ A look at where Rodgers ranks among active players in the NFL in several categories **since 2014** (min. 450 attempts):

Quarterback	Passer Rating (Since 2014)
1. Drew Brees, NO	103.3
2. Tom Brady, NE	101.9
3. Aaron Rodgers, GB	101.8
4. Deshaun Watson, HOU	101.7

Quarterback	TD Passes (Since 2014)
1t. Drew Brees, NO	146
1t. Tom Brady, NE	146
3t. Aaron Rodgers, GB	142
3t. Philip Rivers, SD/LAC	142

Quarterback	TD Percentage (Since 2014)
1. Deshaun Watson, HOU	7.4
2. Aaron Rodgers, GB	6.2

Quarterback	INT Percentage (Since 2014)
1. Aaron Rodgers, GB	1.2
2. Tom Brady, NE	1.3

## PACKERS AT SEAHAWKS - WEEK 11

### RODGERS AND TOUCHDOWNS

QB **Aaron Rodgers** has found the end zone a lot in his career, and that has continued this season. It is the first time in his career that he has registered 10-plus touchdowns and one or fewer interceptions in the first nine games of the season (17/1). He joins Drew Brees (21/1) as the **only players in the NFL this season** with 10-plus TDs and one or fewer INTs, according to pro-football-reference.com.

- In Week 2 of 2017, Rodgers became the 11th NFL player to throw 300 passing touchdowns, reaching the mark in his 144th career game to pass Peyton Manning and Dan Marino (157) for the fewest games needed to reach 300 passing TDs in NFL history.
- Rodgers reached 300 passing TDs on his 4,742nd pass attempt, surpassing Manning (5,306) for the fewest in league history.
- Rodgers also became the first quarterback to reach 300 passing TDs before throwing 100 interceptions. His 73 interceptions passed Tom Brady (115) for the fewest at the time of reaching 300 passing TDs.
- With a league-best 40 passing TDs during the 2016 regular season, Rodgers became just the fourth QB in NFL history to record two seasons (also 2011) with 40-plus TD passes (Marino, Manning, Drew Brees). It was his franchise-record fourth season (2011-12, 2014, 2016) with 35-plus TD passes (Brett Favre, three, 1995-97).
- Rodgers now has five seasons with 4,000-plus passing yards and 30-plus passing TDs (2009, 2011-12, 2014, 2016), further extending his team mark.
- In 2016, Rodgers registered his third straight season with 30-plus touchdown passes, the second-longest streak in franchise history (Favre, five straight, 1994-98).
- Rodgers has thrown 38-plus TD passes four times in his career, the most in NFL history:

Player	Seasons With 38-Plus Passing TDs
1. Aaron Rodgers, GB	4
2t. Drew Brees, SD/NO	3
2t. Peyton Manning, IND/DEN	3

- Rodgers has thrown multiple TD passes in six games this season, **tied for No. 9 in the NFL**. Since the start of 2016, Rodgers is **tied for No. 4 in the NFL** in games with multiple passing touchdowns:

Player	Games With Multiple TD Passes (Since 2016)
1. Philip Rivers, SD/LAC	30
2. Drew Brees, NO	26
3. Russell Wilson, SEA	25

- Rodgers had multiple passing touchdowns in eight straight games (Week 7-14), which was tied for the longest streak in the NFL for the 2016 season (Marcus Mariota) and the second longest of his career (13-game streak in 2011).
- Rodgers has thrown four-plus touchdowns in a game a **franchise-record** 21 times. That is **tied for the fifth most in the NFL since 1950** and ranks **No. 3 among active quarterbacks** (according to pro-football-reference.com):

Player (Active)	Games W/ Four-Plus TD Passes
1. Drew Brees, SD/NO	32
2. Tom Brady, NE	28
3. Aaron Rodgers, GB	21
4. Ben Roethlisberger, PIT	15
5. Eli Manning, NYG	14

- Rodgers has two games with three-plus passing touchdowns this season, **tied for No. 12 in the NFL**, and **tied for No. 2 in the NFL** since 2016 in games with three-plus passing touchdowns:

Player	Games With Three-Plus TD Passes (Since 2016)
1. Tom Brady, NE	16
2t. Aaron Rodgers, GB	14
2t. Drew Brees, NO	14
2t. Russell Wilson, SEA	14
5. Ben Roethlisberger, PIT	13

- Rodgers registered three-plus passing touchdowns in three straight games (Games 3-5, 2017), totaling 10 touchdowns and one interception over that span. It marked the sixth time in his career that Rodgers registered three-plus passing touchdowns in three or more games in a single season (five: Games 6-10 in 2011 / four: Games 4-7 in 2012 and 2014 / three: Games 14-16 in 2012 and Games 6-8 in 2016).
- Rodgers is **tied for No. 6 in the NFL this season** with two games with three-plus passing TDs and zero INTs (NO Drew Brees, 5 / IND Andrew Luck, KC Patrick Mahomes, ATL Matt Ryan and SEA Russell Wilson: three). He ranks **No. 1 in franchise history** and **No. 4 in the NFL since 1950** in games with three-plus touchdown passes and zero interceptions.

Player	Games With Three-Plus TD Passes and Zero INTs (Since 1950)
1. Tom Brady, NE	55
2. Peyton Manning, IND/DEN	51
3. Drew Brees, NO	47
4. Aaron Rodgers, GB	43
5. Brett Favre, ATL/GB/NYJ/MIN	36

- Rodgers is **No. 1 in the NFL** in games with three-plus passing touchdowns and zero interceptions since 2016:

Player	Games With Three-Plus TD Passes and Zero INTs (Since 2016)
1. Aaron Rodgers, GB	11
2t. Tom Brady, NE	10
2t. Drew Brees, NO	10

- In Week 3, Rodgers found WR **Geronimo Allison** for a 64-yard TD, his 29th TD pass of 60-plus yards since 2008. He ranks **No. 1 in the NFL** in 60-plus yard TD passes from 2008-18:

Player	TD Passes of 60-Plus Yards (2008-18)
1. Aaron Rodgers, GB	29
2. Eli Manning, NYG	28
3t. Drew Brees, NO / Matt Ryan, ATL	19

- In Week 1, Rodgers connected with WR **Randall Cobb** for a 75-yard game-winning TD. Rodgers has 10 TD passes of 75 or more yards for since 2008, **tied for the most in the NFL** over that span:

Player	TD Passes of 75-Plus Yards (2008-18)
1t. Aaron Rodgers, GB	10
1t. Eli Manning, NYG	10
1t. Matt Ryan, ATL	10
4t. Drew Brees, NO/Ben Roethlisberger, PIT	9



## PACKERS AT SEAHAWKS - WEEK 11

### ASCENDING ADAMS

Despite playing in just 14 games in 2017, WR **Davante Adams** led the Packers in all three major receiving categories with 74 receptions (one shy of career-best 75 from 2016) for 885 yards (12.0 avg.) and 10 touchdowns (**tied for No. 2 in the NFL**), resulting in his first appearance in the Pro Bowl.

- Adams ranks in the top 10 of the NFL in both receiving TDs and receptions this season:

Player	Receiving TDs (2018)
1. Antonio Brown, PIT	10
<b>2t. Davante Adams, GB</b>	<b>9</b>
2t. Tyreek Hill, KC	9
2t. Eric Ebron, DET	9
5t. Five players	7

Player	Receptions (2018)
1t. Adam Thielen, MIN	78
1t. Michael Thomas, NO	78
3. Zach Ertz, PHI	75
4. Julio Jones, ATL	67
5. James White, NE	66
6. DeAndre Hopkins, HOU	63
<b>7. Davante Adams, GB</b>	<b>62</b>
8. Odell Beckham, NYG	61

- Adams' nine TD receptions this season are the third most through nine games by a Packer (since 1950) behind only WR Billy Howton (11 in 1956) and WR **Randall Cobb** (10 in 2014).
- Dating back to 2017 (Weeks 14-15, Weeks 1-6 and 8-9 in 2018), Adams recorded five-plus receptions in 10 consecutive games to rank **No. 3 in team history**, trailing WR Sterling Sharpe, who recorded 18 consecutive games in 1993-94 and 13 straight games in 1992-93, according to the Elias Sports Bureau.
- Adams became the **first player in franchise history** to record five-plus receptions in each of the first eight games of the season (2018).
- Adams recorded 130-plus receiving yards in three consecutive games (Weeks 5-6, 8), joining WR James Lofton (1984) as the players in franchise history to do so, according to the Elias Sports Bureau.
- Adams was the first Packer since WR Greg Jennings (2010) with three straight games with 100-plus receiving yards. Adams finished one short of the franchise record held by Lofton (four in 1982-83) and Don Hutson (four in 1945).
- Adams' average of 26.6 yards per catch in Week 8 was a career high (min. four receptions).
- Adams finished with 10 receptions for 132 yards (13.2 avg.) in Week 6, his fifth career game with 10-plus catches, **No. 3 in team history**:

Packers Player	Games With 10-Plus Receptions
1t. Donald Driver, 1999-2012	7
1t. Sterling Sharpe, 1988-94	7
<b>3. Davante Adams, 2014-18</b>	<b>5</b>
4. Don Hutson, 1935-45	4

- In Week 5, Adams extended his franchise record by posting a TD catch in his 10th straight road game, and **tied the longest streak in NFL history** (Eagles WR Tommy McDonald, 10, 1959-61).

- Adams opened the 2018 season with a TD reception in each of the first three contests, which extended his streak of consecutive regular-season games with a TD catch to five, dating back to last season. He had six TD catches during the streak. It was the longest streak of his career, besting the run of three games he had in 2017 (Games 4-6) when he totaled five receiving touchdowns. It was also the longest streak by a Packer player since WR **Randall Cobb's** streak of six games in 2014.
- Adams was the third Packer in the last four seasons (James Jones, 2015; Jordy Nelson, 2016) to catch a TD pass in each of the first three games of the season.
- Adams ranks at the **top of the NFL** in receiving touchdowns since 2016:

Player	Receiving TDs (2016-18)
<b>1t. Davante Adams, GB</b>	<b>31</b>
1t. Antonio Brown, PIT	31
3. DeAndre Hopkins, HOU	24
4. Jordy Nelson, GB/OAK	23
5. Tyreek Hill, KC	22
6t. Mike Evans, TB	21
6t. Michael Thomas, NO	21

- Adams is **tied for No. 2 in the NFL** with a receiving TD in seven games this season. Dating back to 2016, Adams has registered atleast one TD reception in 24 games, **No. 1 in the NFL**:

Player	Games With A Receiving TD (2016-18)
<b>1. Davante Adams, GB</b>	<b>24</b>
2. Antonio Brown, PIT	22
3. DeAndre Hopkins, HOU	20

- 2017 was Adams' second consecutive season with 10-plus receiving touchdowns (12 in 2016). He joined Nelson (2014, 2016), Antonio Freeman (1997-98), Sterling Sharpe (1992-94) and Don Hutson (1941-43) as the **only players in franchise history to register 10-plus TD catches in consecutive seasons**.
- Adams was the **only player in the NFL** to register 70-plus receptions and 10-plus receiving touchdowns in both 2016 and 2017.
- Adams is one of four players to register 10-plus receptions and two-plus TDs in a game this season (PHI Zach Ertz, NO Michael Thomas, LAR Robert Woods). Dating back to 2015, Adams ranks **No. 2 in the NFL** in games with 10-plus receptions and two-plus receiving TDs:

Player	Games With 10-Plus Rec. And Two-Plus Rec. TDs (Since 2015)
1. Antonio Brown, PIT	4
<b>2. Davante Adams, GB</b>	<b>3</b>
3t. Keenan Allen, SD/LAC	2
3t. Zach Ertz, PHI	2
3t. DeAndre Hopkins, HOU	2
3t. Julio Jones, ATL	2
3t. Jordan Reed, WAS	2

- Adams matched his career high with two receiving TDs in Week 10. He has seven multiple-receiving-touchdown games since 2016, **tied for No. 1 in the NFL**:

Player	Games With Two-Plus Receiving TDs (Since 2016)
<b>1t. Davante Adams, GB</b>	<b>7</b>
1t. Antonio Brown, PIT	7
3. Jordy Nelson, GB/OAK	5



## PACKERS AT SEAHAWKS - WEEK 11

### ROOKIE ON THE RISE

- Over his last five games, WR **Marquez Valdes-Scantling** has 21 receptions for 361 yards (17.2 avg.) and two TDs.
- Among rookie wide receivers, Valdes-Scantling ranks in the top five in receiving yards this season, according to pro-football-reference.com:

Rookie WR	Receiving Yards
1. Calvin Ridley, ATL	500
2. Christian Kirk, ARI	418
3. <b>Marquez Valdes-Scantling, GB</b>	<b>402</b>
4. Courtland Sutton, DEN	381
5. Anthony Miller, CHI	332

- In Week 6 versus San Francisco, Valdes-Scantling finished with a career-high 103 yards on three receptions (34.3 avg.), becoming just the sixth Green Bay rookie since 1950 to register 100-plus receiving yards in a game on three or fewer catches (Billy Howton, Max McGee, James Lofton, Greg Jennings, James Jones). In Week 8 at New England, he totaled 101 yards on three receptions (33.7 avg.), becoming the first Packer since McGee (1959) to have two 100-yard receiving games in a season on three or fewer receptions.
- It was just the fifth time since 1970 that an NFL player has recorded two-100 yard receiving games in a season on three or fewer receptions (Stanley Morgan: 1978, 1980, 1984 / Drew Hill, 1980).
- Valdes-Scantling is tied for the second-most 100-yard receiving games by a rookie in team history:

Packers Rookie	100-Yard Receiving Games
1. Billy Howton, 1952	6
2t. <b>Marquez Valdes-Scantling, 2018</b>	<b>2</b>
2t. Greg Jennings, 2006	2
2t. Sterling Sharpe, 1988	2
2t. Boyd Dowler, 1959	2
2t. Max McGee, 1954	2
2t. Don Hutson, 1935	2

- Valdes-Scantling recorded a reception of 40-plus yards in three consecutive games (Weeks 6, 8-9), marking the first Packers rookie to do so since Howton had a 40-plus yard reception in four straight games (Nov. 23-Dec. 14, 1952), according to the Elias Sports Bureau.
- Valdes-Scantling is **tied for No. 8 in the NFL** and **tied for No. 1 among rookies** with three receptions of 40-plus yards (pro-football-reference.com).

### OVER 40

- In Week 8 at the Los Angeles Rams, QB **Aaron Rodgers** tied his single-game career high by completing three passes of 40-plus yards. He is **tied for No. 1 in the NFL** in 40-plus-yard pass plays this season, according to pro-football-reference.com:

Player	40-Plus-Yard Pass Plays (2018)
1t. <b>Aaron Rodgers, GB</b>	<b>11</b>
1t. Patrick Mahomes, KC	11
3t. Case Keenum, DEN	10
3t. Ben Roethlisberger	10

- Three of Rodgers' 11 completions have gone for TDs, which is **tied for the seventh-most** TD passes of 40-plus yards this season.

- Dating back to 2008, Rodgers ranks near the top of the NFL in 40-plus-yard pass plays and 40-plus-yard passing TDs, according to pro-football-reference.com:

Player	40-Plus-Yard Pass Plays (Since 2008)
1. Drew Brees, NO	125
2. <b>Aaron Rodgers, GB</b>	<b>118</b>
3. Ben Roethlisberger, PIT	116
4. Philip Rivers, SD/LAC	109

Player	40-Plus-Yard Pass TDs (Since 2008)
1t. <b>Aaron Rodgers, GB</b>	<b>50</b>
1t. Drew Brees, NO	50
3. Philip Rivers, SD/LAC	49
4. Matt Ryan, ATL	42

- In Week 6, Rodgers posted two completions of 50-plus yards (60 yards to WR **Marquez Valdes-Scantling** and 54 yards to TE **Jimmy Graham**), matching his single-game career high.
- Graham's 54-yard reception in the first quarter of Week 6 was the third-longest catch of his career and his longest since posting a 56-yard TD grab with the New Orleans Saints at Tampa Bay on Sept. 15, 2013. Graham finished with five receptions for 104 yards (20.8 avg.), his first 100-yard receiving game since Nov. 7, 2016, vs. Buffalo when he played for Seattle.

### ODDS AND ENDS

- The Packers did not allow a TD in Week 4 and Week 10. The last time Green Bay had two-plus games in a season with no TDs allowed was 2010 (three games). The Packers are one of only three teams in the NFL to not allow a TD in two games this season (Baltimore and Indianapolis, two each).
- Green Bay's defense ranks **No. 7 in the league** in third-down defense (36.6 percent). The Packers have not allowed a team to register a conversion percentage of higher than 50.0 in a game this season.
- The Packers rank **No. 3 in the NFL** in second-half points allowed (82) this season, according to pro-football-reference.com.
- Green Bay ranks No. 6 in the NFL in second-half points scored (126) this season.
- The Packers had three players record 100-yard receiving games in Week 6 (WR **Davante Adams**, 10-132; TE **Jimmy Graham**, 5-104; WR **Marquez Valdes-Scantling**, 103), just the second time in franchise history (per Elias Sports Bureau) that Green Bay has had three 100-yard receivers in a single game (Oct. 12, 1980, at Tampa Bay with RB Eddie Lee Ivey, TE Paul Coffman and WR Aundra Thompson).
- QB **Aaron Rodgers** ranks near the top of the NFL this season in numerous fourth-quarter passing categories (min. 50 pass att.):
  - Interceptions, 0 (t-No. 1)
  - Passing yards, 890 (No. 2)
  - Passing yards/game, 98.9 (No. 4)
  - Passing TDs, 6 (t-No. 4)
  - Passing yards/attempt, 8.6 (No. 4)
  - Passer rating, 109.3 (No. 8)
  - Completions, 64 (No. 8)

Two years after he co-founded the Packers with Curly Lambeau, George Calhoun began writing a piece called The Dope Sheet, which served as the official press release from 1921-24.





## PACKERS AT SEAHAWKS - WEEK 11

### CLAY FINDS HIS WAY TO THE BALL

LB **Clay Matthews** continues to make an impact on opposing offenses. He is tied for the team lead in QB pressures (11) this season.

- In 2017, Matthews recorded a sack in three consecutive games that he appeared in (Weeks 11, 13-14), marking the eighth time he has recorded a sack in at least three straight games that he has played in during the same regular season.
- For the seventh time in his career, Matthews registered at least six sacks (team-high 7.5) and forced a fumble in 2017, which **tied for the second-most seasons** with six-plus sacks and one or more forced fumbles since 2009 (Julius Peppers, nine).
- In Week 4 of 2017, Matthews registered a sack/forced fumble of Bears QB Mike Glennon to move past DE Kabeer Gbaja-Biamila to set the team record:

<u>Packers</u>	<u>Career Sacks</u>
1. Clay Matthews, 2009-18	82.5
2. Kabeer Gbaja-Biamila, 2000-08	74.5
3. Reggie White, 1993-98	68.5
4. Tim Harris, 1986-90	55.0

- Matthews is **tied for the second-most** seasons with six-plus sacks among active players in the NFL since 2009:

<u>Player</u>	<u>Six-Plus-Sack Seasons (Since 2009)</u>
1. Julius Peppers, CAR/CHI/GB	9
2t. Clay Matthews, GB	8
2t. Calais Campbell, ARI/JAX	8
2t. Carlos Dunlap, CIN	8
2t. Cameron Wake, MIA	8

- Matthews ranks in the top five in sacks since 2009 among active players:

<u>Player</u>	<u>Sacks (Since 2009)</u>
1. Cameron Wake, MIA	95.5
2. Von Miller, DEN	92.5
3. Julius Peppers, CAR/CHI/GB	87.0
4. J.J. Watt, HOU	85.0
5. Clay Matthews, GB	82.5

- Matthews is **tied for No. 1 in team history** in 10-sack seasons, **tied for No. 2** in three-sack games and **tied for No. 3** in two-sack games:

<u>Packers</u>	<u>10-Sack Seasons</u>
1t. Clay Matthews, 2009-10, 2012, 2014	4
1t. Reggie White, 1993, 1995, 1997-98	4
1t. Kabeer Gbaja-Biamila, 2001-04	4

<u>Packers</u>	<u>Three-Sack Games</u>
1. Kabeer Gbaja-Biamila, 2000-08	6
2t. Clay Matthews, 2009-18	4
2t. Aaron Kampman, 2002-09	4

<u>Packers</u>	<u>Two-Sack Games</u>
1. Reggie White, 1993-98	16
2. Kabeer Gbaja-Biamila, 2000-08	15
3t. Clay Matthews, 2009-18	14
3t. Tim Harris, 1986-90	14

### PERRY ON THE RUSH

Packers LB **Nick Perry** is a big part of a pass rush that has recorded a sack in 23 of the last 25 games.

- He sealed the Week 1 victory over the Bears with a sack/forced fumble of QB Mitchell Trubisky on fourth-and-10 with 1:06 on the clock and the ball at the Chicago 46-yard line. The fumble was recovered by DL **Kenny Clark**.
- Perry has registered at least one sack in each of the last three season openers, totaling 3.5 sacks in those games.
- Perry leads the Packers in sacks and games with at least one sack since 2016:

<u>Packers</u>	<u>Sacks (Since 2016)</u>
1. Nick Perry	19.5
2. Clay Matthews	15.0
3. Mike Daniels	11.0

<u>Packers</u>	<u>Games With A Sack (Since 2016)</u>
1. Nick Perry	13
2. Clay Matthews	12
3. Mike Daniels	10
4. Kyler Fackrell	8

- Perry ranked **No. 2 on the team** with seven sacks in 2017 despite missing four games due to injury.
- Perry registered a career-high three sacks against the Chicago Bears in Week 10 of 2017. It was the first time a Packers player had three-plus sacks in a game since LB A.J. Hawk (three) on Oct. 13, 2013, at Baltimore.
- Perry recorded at least one two-sack game in each season from 2013-17, the lone Packer to accomplish that feat over that span.
- Despite missing two games, Perry registered a team-high 11 sacks, **tied for No. 8 in the NFL**, in 2016. He became the 11th player in team history (since 1982) to register a double-digit sack total in a season.
- Perry ranks **No. 5 among Green Bay linebackers** in sacks (since 1982):

<u>Packers Linebacker</u>	<u>Sacks (Since 1982)</u>
1. Clay Matthews, 2009-18	82.5
2. Tim Harris, 1986-90	55.0
3. Tony Bennett, 1990-93	36.0
4. Bryce Paup, 1990-94	32.5
5. Nick Perry, 2012-18	32.0

### RODGERS ON THIRD DOWN

Packers QB **Aaron Rodgers** continues to thrive in numerous game situations, including third down.

- Rodgers ranks in the top five of the NFL in third-down passer rating this season (min. 30 pass att.) and since 2008 (min. 300 pass att.), according to Sportradar:

<u>Player</u>	<u>Third-Down Passer Rating (2018)</u>
1. Drew Brees, NO	118.8
2. Matt Ryan, ATL	118.2
3. Aaron Rodgers, GB	112.2

<u>Player</u>	<u>Third-Down Passer Rating (Since 2008)</u>
1. Aaron Rodgers, GB	108.8
2. Tom Brady, NE	101.9
3. Drew Brees, NO	101.6

- Rodgers has thrown for 820 yards on third down this season, **No. 1 in the NFL** (Sportradar).



## PACKERS AT SEAHAWKS - WEEK 11

### KENNY KEEPS IMPROVING

In 2016, DL **Kenny Clark** became the youngest player to appear in a season opener for the Packers since Arnie Herber (20 years old) in 1930. After starting two of 16 games played as a rookie, Clark has started all 24 games he has played in since the start of the 2017 season.

- Clark is **tied for No. 7** among players listed as defensive tackles and defensive lineman with five sacks this season (Sportradar).
- He ranks No. 2 on the team in QB hits (six) this season.
- Clark is **tied for No. 2 in the NFL** with two defensive fumble recoveries this season. He forced and recovered a fumble of Bills QB Josh Allen in Week 4. In Week 1, he recovered a fumble forced by LB **Nick Perry** on a sack of Chicago QB Mitchell Trubisky on fourth down late in the fourth quarter.
- In Week 8, Clark tied his career high with two sacks against the Rams. Dating back to 2016, he ranks No. 2 on the Packers in multi-sack games (Nick Perry, three), according to pro-football-reference.com.
- In Week 3, he matched his career high in tackles (10) and solo tackles (seven).
- The former All-American from UCLA finished **No. 4 on the team** and led the defensive line with 78 tackles (39 solo) in 2017.
- According to STATS, Clark's 4.5 sacks in December 2017 were the **most by a Packer defensive tackle in the month of December** in a single season (since 1982).

### GETTING TO THE QB

- The Packers rank in the top five in the NFL in sacks per pass attempt, fourth-quarter sacks and total sacks this season:

Team	Sacks/Pass Attempt
1. Green Bay	10.54%
2. Minnesota	10.37%
3. Arizona	10.03%
4. Detroit	9.92%
5. Denver	9.43%

Team	Fourth-Quarter Sacks
1. Houston	12.0
2. Denver	11.0
3. Kansas City	10.0
4. Green Bay	9.0

Team	Sacks
1t. Green Bay	31.0
1t. Kansas City	31.0
1t. Minnesota	31.0
1t. Pittsburgh	31.0
5. Chicago	30.0

- Green Bay ranks **No. 2 in the NFL** in sack yards (221) this season (Minnesota, 223).
- The Packers are the only team in the league to register two games this season with 50-plus sack yards (64 vs. Buffalo in Week 4, 50 vs. Miami in Week 10). It is tied for the second most in a season in team history (three games in 1978) and it is the first time Green Bay has had two games since 1998.
- The Packers have recorded 19.0 sacks in the second half this season, **the most in the NFL**, according to Sportradar.
- Green Bay has 31 sacks on the season, tied for the fifth most by the Packers (1965 and 2006) in the team's first nine games dating back to 1963 (34 in 2001, 33 in 1966, 1976 and 1998).
- The Packers recorded six sacks against the Dolphins in Week 10, with six different players recording a sack. It marks Green Bay's second game this season with six-plus sacks (seven vs. Buffalo in Week 4), **tied for No. 1 in the NFL**.

### CONTINUAL IMPACT

In his career, DL **Mike Daniels** has seen his playing time steadily increase as well as his production, earning him a role as a standout on the defense.

- Leads the team in QB hits (six) and is tied for the team lead in QB pressures (11) this season.
- After being selected as an alternate three straight seasons (2015-17), he was named to the 2017 Pro Bowl as an injury replacement for Los Angeles Rams DT Aaron Donald.
- He finished **No. 4 on the team** with five sacks in 2017, the third-most sacks of his career (6.5 in 2013, 5.5 in 2014), and recorded a career-best 72 tackles.
- Daniels has two sacks this season. He has recorded at least four sacks in five seasons since 2013, which is **tied for No. 1 in the NFL among defensive tackles** (according to pro-football-reference.com):

Defensive Tackles	Seasons With Four-Plus Sacks (2013-18)
1t. Mike Daniels, GB	5
1t. Geno Atkins, CIN	5
1t. Jurrell Casey, TEN	5
1t. Aaron Donald, LAR	5
1t. Gerald McCoy, TB	5
1t. Ndamukong Suh, DET/MIA	5

- Daniels is **tied for No. 1 among Packers defensive tackles** in sacks (since 1982):

Packers Defensive Tackles	Sacks (Since 1982)
1t. Mike Daniels, 2012-18	29.0
1t. Cullen Jenkins, 2004-10	29.0
3. Santana Dotson, 1996-2001	26.0
4t. Cletidus Hunt, 1999-2004	17.0
4t. Corey Williams, 2004-07	17.0
6. Matt Brock, 1989-94	12.5

### RACKING UP POINTS

K **Mason Crosby** is moving his way up the record books.

- Crosby has been named NFC Special teams Player of the Week a team-record seven times in his career, including this season after hitting a game-winning field goal in Week 6.
- Crosby ranks **No. 9 in the NFL** in scoring this season with 77 points.
- Crosby has recorded a game-winning field goal in each of the last three seasons (2016 at Chicago, 2017 vs. Cincinnati, 2018 vs. San Francisco).
- In Week 4, Crosby hit two 52-yard field goals, joining Ryan Longwell (at Atlanta, Nov. 13, 2005) as the only Packers to make two 50-plus-yard field goals in a regular-season game. It was the first time two field goals of 50-plus yards had been made by a kicker at Lambeau Field. Crosby had previously connected on two 50-plus field goals (56, 51) in the 2016 NFC Divisional Playoff win at Dallas.
- Crosby tied his career high (two previous times) and matched the single-game franchise record with five field goals in Week 2 (37, 40, 31, 48, 36). He finished with a career-high 17 points, the most by a Packers kicker since Ryan Longwell recorded 17 at Arizona on Sept. 24, 2000.
- Crosby has played in 185 straight games for the Packers, the **third most all-time** behind only QB Brett Favre (255) and T Forrest Gregg (187).
- Crosby passed Longwell in Week 2 of the 2015 season to become the franchise career points leader:

Player	Career Points
1. Mason Crosby, 2007-18	1,422
2. Ryan Longwell, 1997-2004	1,054
3. Don Hutson, 1935-45	823



## PACKERS AT SEAHAWKS - WEEK 11

### ON THE ROAD AGAIN

Green Bay went 7-1 away from Lambeau Field in 2011, with the seven road wins setting a single-season franchise record.

- The Packers have been able to stay above the .500 mark on the road during Head Coach **Mike McCarthy's** tenure, a notable achievement in the National Football League.
- Since 2006, McCarthy's first season as the head coach in Green Bay, only seven of 32 NFL teams have regular-season road records at or above .500.

Team	W-L Record	Pct.
1. New England	72-29-0	.713
2. Pittsburgh	57-42-1	.575
3. Dallas	58-43-0	.574
4. Philadelphia	54-45-1	.545
5. New Orleans	55-46-0	.544
6. Indianapolis	53-48-0	.525
<b>7. Green Bay</b>	<b>52-48-0</b>	<b>.520</b>
8t. Denver	49-51-0	.490
8t. N.Y. Giants	49-51-0	.490

### 339 AND COUNTING

Another packed house at Lambeau Field against the Miami Dolphins in Week 6 of 2018 brought the stadium's consecutive-sellouts streak to 339 regular-season games (not including replacement games).

- The league's longest-tenured stadium, Lambeau Field is hosting its 62nd season of football in 2018. For the victory over Dallas in the Divisional round of the 2014 playoffs, Packers fans set a new Lambeau Field paid-attendance record (79,704).
- Across American professional sports, only Boston's Fenway Park (1912) and Chicago's Wrigley Field (1914) have longer tenures.

### THE LAMBEAU ADVANTAGE

The crown jewel of the National Football League, Lambeau Field has long been known as one of the tougher venues to play in, particularly during the harsh Wisconsin winter.

- Re-establishing home-field advantage after a 4-4 mark in 2008 was one of the goals of 2009, and with the Packers finishing 6-2 at home, they accomplished that goal. Green Bay followed that up with a 7-1 mark at Lambeau Field in 2010, a perfect 8-0 record in 2011, the first undefeated home mark since 2002, and a 7-1 mark in 2012. The Packers were one of two teams to finish undefeated at home during the 2014 regular season (Denver). Green Bay is 4-0-1 at home this season.
- Head Coach **Mike McCarthy** stated consistently upon his arrival in Green Bay that one of the team's goals would be to reclaim the mystique of playing at Lambeau Field. Mission accomplished. The team is 73-26-2 (.733) at home in the regular season since 2006, **No. 3 in the NFL**.
- Since **Ron Wolf** and **Mike Holmgren** began the revitalization of the franchise in 1992, Green Bay owns the best home record in the NFL. A look at the top regular-season home W-L records since the '92 season:

Team	Home W-L Record	Pct.
<b>1. Green Bay</b>	<b>160-51-2</b>	<b>.756</b>
2. New England	156-57-0	.732
3. Pittsburgh	153-59-1	.721

### HOT AT HOME

Since the start of 2009, the Packers have been one of the best teams in the league at home during the regular season:

Team	Home W-L Record	Pct.
1. New England	68-9-0	.883
<b>2. Green Bay</b>	<b>59-16-2</b>	<b>.779</b>
3. Baltimore	55-21-0	.724
4. Pittsburgh	55-22-0	.714
5. Seattle	52-23-0	.693

### IN THE FREE-AGENCY ERA

Talk of unrestricted free agency in the early '90s led many to forecast tough times for the small-town Green Bay Packers.

- However, Green Bay has remained among the most successful teams since the advent of free agency in 1993. The Packers have won 10 or more games 15 times since '93 and captured 10 division crowns.
- A look at the most successful teams in the free-agency era:

Team	W-L Since '93	Pct.	Playoff Berths
1. New England	280-130-0	.683	19
2. Pittsburgh	260-147-2	.638	17
<b>3. Green Bay</b>	<b>256-151-2</b>	<b>.628</b>	<b>19</b>
4. Denver	241-168-0	.589	13
5. Indianapolis	233-176-0	.570	16

### IN THE LEAGUE RANKINGS 2018 REGULAR SEASON



#### GREEN BAY (Team)

Category	NFC	NFL
Turnover Margin (0) . . . . .	9	17t
Points Scored (24.8) . . . . .	7	13
Points Allowed (24.0) . . . . .	8	16t
Total Offense (403.2) . . . . .	5	7
Rushing (115.6) . . . . .	9	14
Passing (287.7) . . . . .	4	6
Total Defense (345.9) . . . . .	4	10
vs. Rush (120.9) . . . . .	12	22
vs. Pass (225.0) . . . . .	2	5
Third-Down Offense (39.5%) . .	8	15
Third-Down Defense (36.6%) . .	4	7
Red-Zone Offense (60.0%) . . .	7	14
Red-Zone Defense (55.2%) . . .	6t	11t

#### SEATTLE (Team)

Category	NFC	NFL
Turnover Margin (+8) . . . . .	3t	4t
Points Scored (24.3) . . . . .	9	15
Points Allowed (21.3) . . . . .	5	9
Total Offense (348.1) . . . . .	12	23
Rushing (152.2) . . . . .	1	1
Passing (195.9) . . . . .	14	27
Total Defense (346.9) . . . . .	5	11
vs. Rush (118.6) . . . . .	10	18t
vs. Pass (228.3) . . . . .	3	7
Third-Down Offense (37.5%) . .	12	21
Third-Down Defense (37.4%) . .	6	11
Red-Zone Offense (73.1%) . . .	2	4
Red-Zone Defense (59.3%) . . .	10	19

#### GREEN BAY (Individual)














Category	NFC	NFL
Passing: Rodgers (100.0) . . .	10	14
Rushing: A.Jones (494) . . . .	10	19
Receptions: D.Adams (62) . . .	5	7
Rec. Yds.: D.Adams (787) . . .	8	10t
Interceptions: Three players (1)	.22t	48t
Sacks: Clark/Fackrell (5.0) . .	15t	29t

#### SEATTLE (Individual)

Category	NFC	NFL
Passing: R.Wilson (110.2) . . .	4	6
Rushing: Carson (497) . . . . .	9	18
Receptions: Lockett (33) . . . .	36t	67t
Rec. Yds.: Lockett (483) . . . .	21t	38t
Interceptions: E.Thomas (3) . .	5t	5t
Sacks: F.Clark (8.0) . . . . .	4t	8t

## 2018 SCHEDULE NOTES

### 2018 OPPONENTS

		NFL Rank (2018)	
	Record	Offense	Defense
	Chicago Bears .....(6-3)	16	4
	Minnesota Vikings .....(6-3-1)	12	5
	at Washington Redskins..(6-3)	26	17
	Buffalo Bills .....(3-7)	31	1
	at Detroit Lions .....(3-6)	24	19
	San Francisco 49ers...(2-7)	20	12
	at Los Angeles Rams..(9-1)	2	13
	at New England Patriots..(7-3)	10	25
	Miami Dolphins .....(5-5)	28	26
	at Seattle Seahawks ....(4-5)	23	11
	Arizona Cardinals.....(2-7)	32	20
	Atlanta Falcons .....(4-5)	6	30
	at New York Jets .....(3-7)	29	18

### A LOOK AT THE SCHEDULE

The Green Bay Packers' 98th NFL regular-season schedule – highlighted by five prime-time contests (subject to flexible scheduling) – was released April 19 by the National Football League.

- For the second consecutive season, the Packers opened the season at home and will play three of their first four games at Lambeau Field.
- In Week 1, Green Bay hosted Chicago on Sunday night, marking the 13th consecutive regular season that the Packers and Bears have squared off in primetime.
- It was the first time Green Bay opened the season at home against the Bears since playing them on Sunday night in Week 1 of the 2009 season, a 21-15 win for the Packers.
- Green Bay hosted Minnesota in Week 2, marking the first time since 2012 that the Packers played two home games to open the season. It also marked just the third time (2003, 2008) since the NFC North was formed in 2002 that Green Bay has played division opponents in both of the first two games.
- The Packers' first road contest was at the Redskins, marking Green Bay's first September visit to Washington.
- The Packers returned home to take on the Buffalo Bills in Week 4. It was the second-coldest September game (49 degrees at kickoff) at Lambeau Field (since 1959) behind only the contest between the Packers and Washington Redskins on Sept. 24, 2001 (46 degrees).
- In Week 5 they traveled to Detroit to play the Lions.
- In Week 6, Green Bay hosted the San Francisco 49ers on *Monday Night Football*. It was the fifth time in the last six seasons the Packers have played at Lambeau Field on MNF. The temperature at kickoff was 37 degrees, the second-coldest October game at Lambeau Field (since 1959) behind only the contest between the Packers and Minnesota Vikings on Oct. 26, 1980 (36 degrees).
- After the second Week 7 bye for Green Bay in the last four seasons (2015), the Packers will play four of five games on the road.
- Green Bay made its first trip to the Los Angeles Memorial Coliseum since 1990 to play the Rams.
- In Week 9, the Packers traveled to the other side of the country to play the Patriots on Sunday night.
- It was the second consecutive time the Packers and Patriots faced off on a Sunday night in New England (2010).
- Green Bay returned home to take on the Miami Dolphins before a quick turnaround to play the Seahawks, marking the Packers' second Thursday night game at Seattle (Week 1 in 2014). Including the post-season, it will be the seventh time Green Bay and Seattle have played since 2012.
- November finishes with a trip to play the Vikings on Sunday night, marking the sixth straight season that the teams have met in a prime-time game.
- Green Bay opens the final month of the regular season against Arizona, only the second time the Cardinals have played at Lambeau Field in December (Dec. 21, 1969).
- The Packers will play back-to-back home games for only the second time in 2018 when they host the Atlanta Falcons in Week 14. It will be the fourth matchup (including postseason) between Green Bay and Atlanta in the last three seasons.
- The Packers end the season with two road games in the final three weeks for the seventh straight year.
- In Week 15, Green Bay will face the Bears in Chicago, a place it has won in the regular season each of the last seven years. The Packers have scored 30-plus points at Chicago in four of the last five matchups (33, 38, 31, 30, 23).
- The Packers' road slate will finish up with a game at the New York Jets, the third December game at the Jets in team history (1981, 2002). Three of the last four games at New York have been decided by single digits, including one game that went to overtime.
- Green Bay will close out the regular season against the Lions for the third straight year and the fourth time in the last five seasons. Green Bay has an 18-6 overall mark (.750) and a 10-2 home record (.833) against Detroit under Head Coach **Mike McCarthy**.



## PACKERS STARTERS – OFFENSE

### **WR Randall Cobb, 7th Year, Kentucky, D2-11**

- ▶ In Week 1, led the Packers with a career-high 142 receiving yards (13th 100-yard receiving game of his career) on nine receptions (15.8 avg.), including the game-winning 75-yard TD catch that was a career long.
- ▶ Despite missing a game, was No. 2 on the team with 66 receptions in 2017. It was the fourth consecutive season he registered 60-plus receptions.
- ▶ Led the team with a 13.5-yard punt-return average in 2016.
- ▶ Led the team in receptions (79), was No. 2 in receiving yards (829) and was No. 3 in touchdown receptions (six) in 2015.
- ▶ Set a new single-season career high with five 100-yard receiving games during the 2014 season (three-2012). Earned first trip to the Pro Bowl.
- ▶ His career-best 91 receptions in 2014 are the eighth most in team history.
- ▶ Set a franchise single-season record with a league-high 2,342 combined net yards in 2012, topping the previous team mark of 2,250 yards by RB Ahman Green in 2003.

### **LT David Bakhtiari, 6th Year, Colorado, D4a-13**

- ▶ Earned second-team All-Pro honors from *The Associated Press* in 2016 and 2017, joining Forrest Gregg (1959-60, 1962-67) as the only Green Bay tackles to be named to an AP All-Pro team in consecutive seasons.
- ▶ Named to first career Pro Bowl in 2016.
- ▶ Has started all but six games at LT since the start of the 2013 regular season. Missed Weeks 2-5 during the 2017 season and the final two games of the 2015 regular season due to injury.
- ▶ Started all 16 games at left tackle in 2013, the only rookie in the NFL to do so in 2013 and the first Packer rookie to do so since the league went to a 16-game schedule in 1978.
- ▶ Became just the fourth Green Bay rookie to start at LT in the season opener since the 1970 AFL-NFL merger and the first since 1985.

### **LG Lane Taylor, 6th Year, Oklahoma State, FA-13**

- ▶ Has played in 71 regular-season games for Green Bay, with all but three of his 42 starts (LT in Week 4-5 of 2017, RG in Week 13 of 2015) taking place at LG.
- ▶ Made the first starts of his career in 2015, opening at RG at Detroit in Week 13 in place of an injured T.J. Lang and at LG in Week 17 vs. Minnesota with Josh Sitton sliding to LT in place of an injured David Bakhtiari.
- ▶ A four-year letterman at OSU, starting 47 of 50 games played at right guard. Unanimous first-team All-Big 12 selection by the conference's coaches as a senior.

### **C Corey Linsley, 5th Year, Ohio State, D5a-14**

- ▶ Has started every game at C since Week 9 of 2016. Was the only Packers offensive lineman to start every game during the 2017 season.
- ▶ Was on reserve/physically unable to perform for the entire preseason and the first seven regular-season games of the 2016 season.
- ▶ Started 29 games and four postseason contests in his first two seasons.
- ▶ Was the first rookie center to start every game for the Packers since the league went to a 16-game schedule in 1978.
- ▶ Named to PFWA's All-Rookie team, the first Green Bay center to be honored since its inception in 1974.

### **RG Byron Bell, 8th Year, New Mexico, FA-18**

- ▶ Signed by Green Bay as a free agent during the 2018 offseason and has seen action in nine games with six starts, all coming at right guard.
- ▶ Originally signed as an undrafted free agent out of New Mexico by the Carolina Panthers in 2011. After four seasons (2011-14) with the Panthers, spent two years with the Tennessee Titans (2015-16) and a season with the Dallas Cowboys (2017).
- ▶ Played in 90 games with 74 starts from 2011-17, and started all three postseason contests he appeared in.
- ▶ Played in 37 games with 36 starts at New Mexico, starting 24 games at LT over his final two seasons after making 12 starts at RT as a sophomore.

### **RT Bryan Bulaga, 9th Year, Iowa, D1-10**

- ▶ Has played in 94 career regular-season games with 90 starts at right tackle.
- ▶ Started 43 of 48 regular-season games from 2014-16 and five games in 2017 before a knee injury in Week 9 ended his season.
- ▶ Missed the second part of the 2012 season after suffering a hip injury vs. Arizona on Nov. 4 and missed all of the 2013 season after injuring his knee on Aug. 3.
- ▶ Started 37 games at RT in his first three seasons in the league.
- ▶ Named to the *Pro Football Weekly*/PFWA All-Rookie team in 2010.
- ▶ Capped his rookie season by becoming the youngest player at the time, according to STATS LLC, to ever start in the Super Bowl (21 years, 322 days).

### **TE Jimmy Graham, 9th Year, Miami, FA-18**

- ▶ Ranks No. 8 in the NFL among tight ends with 439 receiving yards this season.
- ▶ His 71 career touchdowns rank No. 4 in NFL history among tight ends.
- ▶ Last season, led NFL tight ends with 10 receiving TDs, which marked his fourth season with 10-plus touchdown receptions to tie Antonio Gates for the second most 10-touchdown-catch seasons among tight ends (Rob Gronkowski, five).
- ▶ Has been selected to the Pro Bowl five times in his career (2011, 2013, 2014, 2016, 2017) and was named first-team All-Pro by *The Associated Press* in 2013.
- ▶ Is the only tight end in NFL history to have two seasons with 1,200-plus receiving yards and 10-plus receiving TDs (2011, 2013).
- ▶ From 2015-17, he played for the Seattle Seahawks but entered the NFL with New Orleans in 2010 as a third-round pick (No. 95 overall) and played five seasons (2010-14) for the Saints.

### **WR Davante Adams, 5th Year, Fresno State, D2-14**

- ▶ Became the first player in franchise history to record five-plus receptions in each of the first eight games of the season.
- ▶ Recorded 130-plus receiving yards in three consecutive games (Weeks 5-6, 8), joining WR James Lofton (1984) as the players in franchise history to do so, according to the Elias Sports Bureau.
- ▶ Registered the fourth-most receptions (237) and receiving touchdowns (26) by a Green Bay player in their first four seasons (2014-17) in the NFL (according to the Elias Sports Bureau).
- ▶ Selected to his first Pro Bowl in 2017 after leading the Packers with 74 receptions for 885 yards (12.0 avg.) and 10 receiving touchdowns (tied for No. 2 in the NFL).
- ▶ With 12 receiving touchdowns in 2016, joined Jordy Nelson (2014, 2016), Antonio Freeman (1997-98), Sterling Sharpe (1992-94) and Don Hutson (1941-43) as the only players in franchise history to register 10-plus TD catches in consecutive seasons.

### **WR Marquez Valdes-Scantling, Rookie, South Florida, D5c-18**

- ▶ Leads the team with 17.5 yards per reception (min. 10 receptions).
- ▶ In Week 8 at New England, he totaled 101 yards on three receptions (33.7 avg.), becoming the first Packer since McGee (1959) to have two 100-yard receiving games in a season on three or fewer receptions.
- ▶ Posted an average of 17.3 yards per catch on his 75 receptions at USF, the top mark in school history (min. 70 receptions).
- ▶ Played first two seasons at North Carolina State (2013-14), posting 44 receptions for 538 yards (12.2 avg.) and a TD before transferring to USF, where he played two seasons (2016-17).

### **QB Aaron Rodgers, 12th Year, California, D1-05**

- ▶ His career passer rating of 103.5 ranks No. 1 in NFL history.
- ▶ In 151 regular-season starts (98-52-1 record), has posted 54 games with 300-plus passing yards, 92 without an interception and 84 with a 100-plus passer rating (min. 15 attempts).
- ▶ Earned his sixth selection to the Pro Bowl in 2016, the second-most selections by a Green Bay quarterback behind Brett Favre's nine (1992-93, 1995-97, 2001-03, 2007).
- ▶ Finished the 2014 regular season ranked No. 2 in the NFL in passer rating (112.2), touchdown percentage (7.3), No. 1 in interception percentage (1.0) and No. 3 in touchdown passes (38).
- ▶ Recorded a passer rating of at least 120.0 in seven regular-season games in 2014, setting a single-season career high and tying for the third most in a single season in the NFL, dating back to 1960.
- ▶ In 2011, set an NFL record with a 122.5 passer rating and set franchise marks for TD passes (45), passing yards (4,643), completion percentage (68.3), yards per attempt (9.25) and 300-yard games (eight) on his way to earning NFL Most Valuable Player honors from *The Associated Press*.

### **RB Aaron Jones, 2nd Year, Texas-El Paso, D5b-17**

- ▶ Leads the Packers with 494 rushing yards and ranks No. 1 in the NFL with an average of 6.8 yards per carry (min. 50 att.) this season.
- ▶ Is the first Packer since Tobin Rote (1951) with three straight games with 75-plus rushing yards and 15 or fewer carries (Weeks 8-10).
- ▶ Recorded 448 rushing yards and four TDs as a rookie and his 5.53-yard rushing average ranked No. 6 in franchise single-season history (min. 75 att.).
- ▶ Registered two 125-yard rushing games in 2017, tied for the most in franchise history by a Green Bay rookie.



## PACKERS STARTERS – DEFENSE

### **DE Dean Lowry, 3rd Year, Northwestern, D4b-16**

- Tied for No. 3 on the team with nine QB pressures this season.
- Made first career start in the 2017 season-opening win over Seattle and went on to start at total of 11 games while playing in all 16 last season.
- Saw action in 15 games as a rookie (2016) and registered 14 tackles (eight solo), two sacks, three tackles for a loss, nine QB pressures and three QB hits. Also appeared in all three postseason contests and posted two tackles (one solo) and a QB pressure.
- Posted sacks in back-to-back games in 2016, recording one in Week 13 vs. Houston and one in Week 14 vs. Seattle.
- Played in 48 games with 33 starts for Northwestern.
- Earned second-team All-Big Ten honors as a senior in 2015 after posting 46 tackles (27 solo), 13.5 tackles for a loss (second on the team), three sacks, an interception, a fumble recovery and seven passes defended.

### **NT Kenny Clark, 3rd Year, UCLA, D1-16**

- Tied for the team lead (LB Kyler Fackrell) and for No. 7 among DT/DL with five sacks this season (Sportradar).
- Has 8.5 sacks since Week 13 of 2017, the most on the Packers over that span (according to Sportradar).
- Despite missing Week 12 due to injury, set career highs in tackles (78, No. 4 on the team) and sacks (4.5, No. 4 on the team) in 2017.
- Finished the 2016 regular season ranked No. 3 on the GB defensive line in tackles (33).
- Became the youngest player to appear in a season opener for the Packers since Arnie Herber (20 years old) in 1930.
- Earned third-team All-America honors from *The Associated Press* and first-team All-Pacific-12 recognition from the coaches and media as a junior in 2015.

### **DE Mike Daniels, 7th Year, Iowa, D4a-12**

- Leads the team in QB hits (seven) and is tied for the team lead in QB pressures (11) this season.
- Leads Packers defensive linemen with 27.0 sacks since the start of the 2013 regular season.
- After being selected as an alternate each of the previous three seasons (2015-17), was named to the 2017 Pro Bowl as an injury replacement for Los Angeles Rams DT Aaron Donald.
- Ranked No. 4 on the team with five sacks in 2017 and set a career high with 72 tackles.
- Has recorded at least four sacks in each season since 2013, which is tied for No. 1 in the NFL among defensive tackles (according to pro-football-reference.com).
- Led the defensive line in both tackles and sacks in 2014 and 2015.
- Starred as an interior pass rusher at Iowa, posting a team-high 24.5 tackles for a loss and 13 sacks from 2010-11.

### **OLB Clay Matthews, 10th Year, Southern California, D1b-09**

- With 82.5 career sacks, passed Kabeer Gbaja-Biamila (74.5) for the most sacks in Packers history. Led the team with 7.5 sacks in 2017 despite missing two games.
- Despite injuries forcing him to miss four games and limiting him in six others, finished No. 3 on the team with five sacks in 2016.
- For the first time in his career, recorded at least one sack in each of the first three regular-season games he played in (2016).
- Selected to his sixth Pro Bowl and first as an inside linebacker in 2015 after recording 6.5 sacks (second on the team), 15 QB hits (No. 1 on the team) and a career-high 85 tackles (No. 2 on the team).
- With a team-high 11.0 sacks in 2014, is tied for the most 10-plus sack seasons in franchise history (four).
- Is the only player in franchise history to score a defensive TD (interception or fumble return) in each of his first three seasons in the NFL (2009-11).

### **ILB Blake Martinez, 3rd Year, Stanford, D4a-16**

- Leads the Packers in total tackles (79) and solo tackles (57) this season.
- Ranked No. 1 on the Packers with 158 total tackles (107 solo) during the 2017 season. Dating back to 1975, it was the 14th time and first time since A.J. Hawk (153) in 2013 that a Green Bay player reached 150 tackles in a season.
- Registered 10-plus tackles in seven games in 2017 (12 vs. Cincinnati, 13 at Dallas, 14 at Minnesota, 15 vs. New Orleans, 12 vs. Detroit, 17 at Pittsburgh, 10 vs. Tampa Bay).
- Became the first rookie to start on defense for Green Bay in Week 1 since LB Nick Perry in 2012.
- Started all 27 games played in his final two seasons, leading the team in tackles as a junior (102) and senior (141).

### **ILB Oren Burks, Rookie, Vanderbilt, D3-18**

- Named to the Butkus Award watch list in 2017 and went on to post career highs in tackles (82), solo tackles (45) and tackles for a loss (seven) in his first season at inside linebacker.
- Appeared in all 13 games with 10 starts as a junior in 2016 at a linebacker/safety hybrid position, finishing with 59 tackles (40 solo), 6.5 tackles for a loss and a career-best 3.5 sacks.

- Was a candidate for the Senior CLASS Award in 2017, a finalist for the Wooden Citizenship Cup in 2017 and a member of the Allstate-AFCA Good Works Team in 2016, which honored 12 Division I-A football players from across the country for their commitment to community service. Also served as president of the Vanderbilt Student-Athlete Advisory Committee in 2016-17.

### **OLB Nick Perry, 7th Year, Southern California, D1-12**

- Sealed the Week 1 victory over the Bears with a sack/forced fumble of QB Mitchell Trubisky on fourth-and-10 with 1:06 on the clock and the ball at the Chicago 46-yard line. The fumble was recovered by DL Kenny Clark.
- Finished second on the team with seven sacks in 2017. Registered a career-high three sacks against the Chicago Bears in Week 10. It was the first time a Packers player had three-plus sacks in a game since LB A.J. Hawk (three) on Oct. 13, 2013, at Baltimore.
- Led the team with a career-high 11.0 sacks in 2016.
- Registered multiple sacks in each of his first five seasons in the NFL and has posted a two-sack game in each of the last four seasons (2013-16).
- Has totaled seven sacks in eight playoff games, ranking No. 3 in franchise history (since 1982) behind Matthews (11) and Reggie White (eight).

### **CB Jaire Alexander, Rookie, Louisville, D1-18**

- Has played in eight games with five starts this season, ranking No. 1 on the team with 12 passes defended.
- Registered five passes defended against the Los Angeles Rams in Week 8, the most by a Green Bay defender this season.
- Was just the third Louisville defensive back in school history to be selected in the first round of the NFL Draft.
- Played in 31 games with 19 starts during his three seasons with the Cardinals, earning second-team All-Atlantic Coast Conference recognition as a sophomore in 2016.

### **CB Kevin King, 2nd Year, Washington, D1-17**

- Appeared in nine games with five starts as a rookie in 2017, registering 31 tackles (23 solo), a tackle for a loss and eight passes defended before being placed on injured reserve (shoulder) on Dec. 6.
- Despite being limited to nine games due to injury, his five starts were the third most among Packers rookies in 2017 (S Josh Jones and RB Jamaal Williams both had seven).
- Played in all 48 games with 35 starts in his four seasons at Washington and registered 165 tackles (107 solo), 8½ tackles for a loss, six interceptions, 28 passes defended, two forced fumbles and two fumble recoveries. Earned honorable mention All-Pacific-12 recognition as a junior and senior.
- Was named first-team All-East Bay by the *Contra Costa Times* as a senior at Bishop O'Dowd High School in Oakland, Calif., where he was coached by former NFL linebacker Hardy Nickerson.

### **S Tramon Williams, 12th Year, Louisiana Tech, FA-18**

- After starting the first seven games of the season at CB, started at S in both of the past two games.
- Has 32 career interceptions, tied for No. 4 among active NFL players.
- Is the only active player in the NFL with at least one INT in each of the last 11 seasons (2007-17).
- Returns to the Packers after spending the last three seasons with the Cleveland Browns (2015-16) and Arizona Cardinals (2017). The former undrafted free agent and practice-squad player appeared in 127 regular-season games for the Packers from 2007-14.
- Has three career TDs, including INT returns of 43 yards (2011) and 70 yards (2010 postseason) and a 94-yard punt return (2007).
- Ranked No. 1 in the NFL with a combined nine interceptions in 2010 (six in regular season, three in postseason) and was chosen for the Pro Bowl as an injury replacement.

### **S Kentrell Brice, 3rd Year, Louisiana Tech, FA-16**

- Ranks No. 3 on the team in tackles (45) this season.
- Recorded his first career sack in Week 1 as part of a 12-tackle (nine solo) performance.
- Started a career-best three games in 2017 and set career highs in tackles (24), solo tackles (21), interceptions (one) and passes defended (four) despite only playing in six contests before being placed on injured reserve with an ankle injury on Nov. 3.
- Was one of five rookie free agents to make Green Bay's Week 1 roster and joined S Marwin Evans as the only rookie free agents to play in all 16 regular-season games and three postseason contests for the Packers in 2016.
- Started 33 of 49 games played at Louisiana Tech, recording 210 tackles (154 solo), 10 tackles for a loss, five sacks, three interceptions, four forced fumbles, a fumble recovery and 13 pass breakups.



## 2018 REGULAR-SEASON STATISTICS

	Packers	Opponents
<b>TOTAL FIRST DOWNS</b> .....	<b>196</b>	<b>179</b>
Rushing .....	62	57
Passing .....	124	100
Penalty .....	10	22
3rd Down: Made/Att .....	45/114	45/123
3rd Down Pct. ....	39.5	36.6
4th Down: Made/Att .....	4/11	4/8
4th Down Pct. ....	36.4	50.0
<b>POSSESSION AVG.</b> .....	<b>30:40</b>	<b>29:20</b>
<b>TOTAL NET YARDS</b> .....	<b>3629</b>	<b>3113</b>
Avg. Per Game .....	403.2	345.9
Total Plays .....	591	567
Avg. Per Play .....	6.1	5.5
<b>NET YARDS RUSHING</b> .....	<b>1040</b>	<b>1088</b>
Avg. Per Game .....	115.6	120.9
Total Rushes .....	201	242
<b>NET YARDS PASSING</b> .....	<b>2589</b>	<b>2025</b>
Avg. Per Game .....	287.7	225.0
Sacked/Yards Lost .....	27/207	31/221
Gross Yards .....	2796	2246
Att./Completions .....	363/221	294/182
Completion Pct. ....	60.9	61.9
<b>HAD INTERCEPTED</b> .....	<b>2</b>	<b>6</b>
<b>PUNTS/AVERAGE</b> .....	<b>34/43.2</b>	<b>42/44.9</b>
Net Punting Avg. ....	34/38.9	42/41.4
<b>PENALTIES/YARDS</b> .....	<b>64/585</b>	<b>42/327</b>
<b>FUMBLES/BALL LOST</b> .....	<b>16/9</b>	<b>6/5</b>
<b>TOUCHDOWNS</b> .....	<b>24</b>	<b>24</b>
Rushing .....	6	9
Passing .....	17	14
Returns .....	1	1

### SCORE BY PERIODS

	Q1	Q2	Q3	Q4	OT	PTS
PACKERS	47	50	64	62	0	223
OPPONENTS	66	68	24	58	0	216

### SCORING

	TD	-Ru	-Pa	-Rt	K-PAT	FG	S	PTS
Mason Crosby .....	0	0	0	0	20/22	19/24	0	77
Davante Adams .....	9	0	9	0			0	54
Aaron Jones .....	4	4	0	0			0	24
Geronimo Allison .....	2	0	2	0			0	12
Jimmy Graham .....	2	0	2	0			0	12
Marquez Valdes-Scantling .....	2	0	2	0			0	12
Jamaal Williams .....	1	1	0	0			0	8
Randall Cobb .....	1	0	1	0			0	6
Josh Jackson .....	1	0	0	1			0	6
Lance Kendricks .....	1	0	1	0			0	6
Ty Montgomery .....	1	1	0	0			0	6
<b>PACKERS</b> .....	<b>24</b>	<b>6</b>	<b>17</b>	<b>1</b>	<b>20/22</b>	<b>19/24</b>	<b>0</b>	<b>223</b>
<b>OPPONENTS</b> .....	<b>24</b>	<b>9</b>	<b>14</b>	<b>1</b>	<b>21/21</b>	<b>15/19</b>	<b>1</b>	<b>216</b>

2-Pt Conversions: J.Williams, Packers 1-2, Opponents 2-3

**SACKS:** Kenny Clark 5, Kyler Fackrell 5, Blake Martinez 4, Reggie Gilbert 2.5, Clay Matthews 2.5, Mike Daniels 2, Nick Perry 1.5, Montravius Adams 1, Kentrell Brice 1, Ha Ha Clinton-Dix 1, Raven Greene 1, Dean Lowry 1, Antonio Morrison 1, Jermaine Whitehead 1, Team 1, Jaire Alexander 0.5, PACKERS 31, OPPONENTS 27

### RUSHING

	No	Yds	Avg	Long	TD
Aaron Jones .....	73	494	6.8	67	4
Jamaal Williams .....	73	270	3.7	11	1
Aaron Rodgers .....	28	145	5.2	21	0
Ty Montgomery .....	26	105	4.0	16	1
Raven Greene .....	1	26	26.0	26	0
<b>PACKERS</b> .....	<b>201</b>	<b>1040</b>	<b>5.2</b>	<b>67</b>	<b>6</b>
<b>OPPONENTS</b> .....	<b>242</b>	<b>1088</b>	<b>4.5</b>	<b>41</b>	<b>9</b>

### PASSING

	Att	Cmp	Yds	Cmp%	Yds/Att	TD	TD%	Int	Int%	Long	Sack/Lost	Rating
Aaron Rodgers .....	355	217	2741	61.1	7.72	17	4.8	1	0.3	75t	25/186	100.0
DeShone Kizer .....	7	4	55	57.1	7.86	0	0.0	1	14.3	29	2/21	42.9
JK Scott .....	1	0	0	0.0	0.00	0	0.0	0	0.0	---	0/0	39.6
<b>PACKERS</b> .....	<b>363</b>	<b>221</b>	<b>2796</b>	<b>60.9</b>	<b>7.70</b>	<b>17</b>	<b>4.7</b>	<b>2</b>	<b>0.6</b>	<b>75t</b>	<b>27/207</b>	<b>98.2</b>
<b>OPPONENTS</b> .....	<b>294</b>	<b>182</b>	<b>2246</b>	<b>61.9</b>	<b>7.64</b>	<b>14</b>	<b>4.8</b>	<b>6</b>	<b>2.0</b>	<b>75t</b>	<b>31/221</b>	<b>92.9</b>

### RECEIVING

	No	Yds	Avg	Long	TD
Davante Adams .....	62	787	12.7	51	9
Jimmy Graham .....	33	439	13.3	54	2
Randall Cobb .....	26	258	9.9	75t	1
Marquez Valdes-Scantling .....	23	402	17.5	60	2
Geronimo Allison .....	20	303	15.2	64t	2
Ty Montgomery .....	15	170	11.3	43	0
Aaron Jones .....	11	78	7.1	19	0
Jamaal Williams .....	10	77	7.7	16	0
Equanimeous St. Brown .....	9	146	16.2	54	0
Lance Kendricks .....	9	91	10.1	22	1
Mercedes Lewis .....	2	35	17.5	30	0
J'Mon Moore .....	1	10	10.0	10	0
<b>PACKERS</b> .....	<b>221</b>	<b>2796</b>	<b>12.7</b>	<b>75t</b>	<b>17</b>
<b>OPPONENTS</b> .....	<b>182</b>	<b>2246</b>	<b>12.3</b>	<b>75t</b>	<b>14</b>

### INTERCEPTIONS

	No	Yds	Avg	Long	TD
Ha Ha Clinton-Dix .....	3	25	8.3	24	0
Jaire Alexander .....	1	27	27.0	27	0
Bashaud Breeland .....	1	26	26.0	26	0
Kevin King .....	1	0	0.0	0	0
<b>PACKERS</b> .....	<b>6</b>	<b>78</b>	<b>13.0</b>	<b>27</b>	<b>0</b>
<b>OPPONENTS</b> .....	<b>2</b>	<b>38</b>	<b>19.0</b>	<b>27t</b>	<b>1</b>

### PUNTING

	No	Yds	Avg	Net	TB	In 20	LG	Blk
JK Scott .....	33	1470	44.5	38.9	4	10	63	1
<b>PACKERS</b> .....	<b>34</b>	<b>1470</b>	<b>43.2</b>	<b>38.9</b>	<b>4</b>	<b>10</b>	<b>63</b>	<b>1</b>
<b>OPPONENTS</b> .....	<b>42</b>	<b>1884</b>	<b>44.9</b>	<b>41.4</b>	<b>2</b>	<b>17</b>	<b>63</b>	<b>1</b>

### PUNT RETURNS

	Ret	FC	Yds	Avg	Long	TD
Tramon Williams .....	9	8	60	6.7	19	0
Randall Cobb .....	7	5	46	6.6	17	0
Kevin King .....	1	0	0	0.0	0	0
<b>PACKERS</b> .....	<b>17</b>	<b>13</b>	<b>106</b>	<b>6.2</b>	<b>19</b>	<b>0</b>
<b>OPPONENTS</b> .....	<b>9</b>	<b>14</b>	<b>68</b>	<b>7.6</b>	<b>42</b>	<b>0</b>

### KICKOFF RETURNS

	No	Yds	Avg	Long	TD
Ty Montgomery .....	10	210	21.0	27	0
Bashaud Breeland .....	3	62	20.7	23	0
Lucas Patrick .....	2	23	11.5	15	0
Marquez Valdes-Scantling .....	1	21	21.0	21	0
<b>PACKERS</b> .....	<b>16</b>	<b>316</b>	<b>19.8</b>	<b>27</b>	<b>0</b>
<b>OPPONENTS</b> .....	<b>24</b>	<b>555</b>	<b>23.1</b>	<b>46</b>	<b>0</b>

### FIELD GOALS

	1-19	20-29	30-39	40-49	50+
Mason Crosby .....	0/0	3/3	6/7	6/8	4/6
<b>PACKERS</b> .....	<b>0/0</b>	<b>3/3</b>	<b>6/7</b>	<b>6/8</b>	<b>4/6</b>
<b>OPPONENTS</b> .....	<b>0/0</b>	<b>3/3</b>	<b>6/7</b>	<b>6/8</b>	<b>0/1</b>

Crosby: (42G) (37G, 40G, 31G, 48G, 36G, 52N) (41G) (52G, 36G, 52G) (41N, 42N, 38N, 56N, 41G) (29G, 39G, 51G, 27G) (41G, 53G) (29G) (38G)  
Opponents: (26G, 33G, 32G) (48N, 49N, 35N) (35G) ( ) (39G, 55N) (46G, 44G, 43G) (43G, 34G) (28G) (37G, 25G, 47G, 40G)



## 2018 REGULAR-SEASON DEFENSIVE STATISTICS

Official totals – based on coaches' film review, through Week 10 vs. Miami (press-box totals from Miami game)

Player	Total Tackles	Solo	Asst	Sacks/ Yards	Int/ Yards	Fum Rec	For Fum	Pass Def
Blake Martinez	79	57	22	4.0/26.0	0/0	0	0	3
Kenny Clark	52	34	18	5.0/34.0	0/0	2	1	2
Kentrell Brice	45	29	16	1.0/0.0	0/0	0	0	3
Jaire Alexander	40	31	9	0.5/3.0	1/27	0	0	12
Ha Ha Clinton-Dix	38	26	12	1.0/5.0	3/25	0	1	4
Tramon Williams	37	28	9	0.0/0.0	0/0	0	0	1
Josh Jackson	34	20	14	0.0/0.0	0/0	0	0	7
Reggie Gilbert	30	22	8	2.5/22.0	0/0	1	0	0
Dean Lowry	28	17	11	1.0/7.0	0/0	0	0	0
Kyler Fackrell	26	19	7	5.0/36.0	0/0	0	0	0
Clay Matthews	26	18	8	2.5/16.5	0/0	0	0	0
Nick Perry	25	18	7	1.5/11.5	0/0	0	1	5
Mike Daniels	24	14	10	1.0/0.0	0/0	0	0	0
Kevin King	22	16	6	0.0/0.0	1/0	1	0	3
Antonio Morrison	22	15	7	0.0/0.0	0/0	0	0	0
Jermaine Whitehead	19	16	3	1.0/16.0	0/0	0	0	2
Oren Burks	14	12	2	0.0/0.0	0/0	0	0	0
Josh Jones	12	11	1	0.0/0.0	0/0	0	0	0
Bashaud Breeland	10	7	3	0.0/0.0	1/26	0	0	2
Muhammad Wilkerson	6	4	2	0.0/0.0	0/0	0	0	0
Montravius Adams	6	2	4	1.0/2.0	0/0	0	0	0
Korey Toomer	3	2	1	0.0/0.0	0/0	0	0	0
Tyler Lancaster	3	1	2	0.0/0.0	0/0	0	0	0
Tony Brown	2	2	0	0.0/0.0	0/0	0	0	2
Tra Carson	1	1	0	0.0/0.0	0/0	0	0	0
Raven Greene	1	1	0	1.0/12.0	0/0	0	0	1
James Crawford	1	0	1	0.0/0.0	0/0	0	0	0
TEAM	0	0	0	1.0/9.0	0/0	0	0	0
<b>Totals</b>	<b>606</b>	<b>423</b>	<b>183</b>	<b>31.0/221.0</b>	<b>6/78</b>	<b>4</b>	<b>3</b>	<b>47</b>

### MISCELLANEOUS

Player	Tackles
Byron Bell	2
Davante Adams	1
David Bakhtiari	1
Randall Cobb	1
DeShone Kizer	1
Lane Taylor	1
<b>Totals</b>	<b>7</b>

Player	FR
Randall Cobb	1
Lance Kendricks	1
Corey Linsley	1
Aaron Rodgers	1
JK Scott	1
<b>Totals</b>	<b>5</b>

### SPECIAL TEAMS

Player	TT	FR	FF
James Crawford	8	1	0
Oren Burks	6	0	0
Josh Jones	5	0	0
Raven Greene	4	0	1
Antonio Morrison	4	0	0
Jermaine Whitehead	4	0	0
Tony Brown	3	0	0
Jaire Alexander	2	0	0
Tra Carson	2	0	0
Kyler Fackrell	2	0	0
Reggie Gilbert	2	0	0
Josh Jackson	2	0	0
Korey Toomer	2	0	0
Marquez Valdes-Scantling	2	0	0
Hunter Bradley	1	0	0
Mason Crosby	1	0	0
Kevin King	1	0	0
J'Mon Moore	1	0	0
Robert Tonyan	1	0	0
<b>Totals</b>	<b>53</b>	<b>1</b>	<b>1</b>

### BLOCKED KICKS

Player	PAT	FG	P
Geronimo Allison	0	0	1
<b>Totals</b>	<b>0</b>	<b>0</b>	<b>1</b>



No	ALPHABETICAL ROSTER	Pos	Ht	Wt	Birthdate	NFL Exp	College	High School Hometown
17	Adams, Davante	WR	6-1	215	12/24/92	5	Fresno State	Palo Alto, Calif.
90	Adams, Montravius	DL	6-4	304	7/24/95	2	Auburn	Vienna, Ga.
23	Alexander, Jaire	CB	5-10	196	2/9/97	R	Louisville	Charlotte, N.C.
69	Bakhtiari, David	T	6-4	310	9/30/91	6	Colorado	San Mateo, Calif.
74	Bell, Byron	T/G	6-5	320	1/17/89	8	New Mexico	Greenville, Texas
8	Boyle, Tim	QB	6-4	232	10/3/94	R	Eastern Kentucky	Middletown, Conn.
43	Bradley, Hunter	LS	6-3	241	5/21/94	R	Mississippi State	Collierville, Tenn.
26	Breeland, Bashaud	CB	5-11	195	1/3/92	5	Clemson	Fairfax, S.C.
29	Brice, Kentrell	S	5-11	200	8/11/94	3	Louisiana Tech	Ruston, La.
28	Brown, Tony	CB	6-0	199	7/13/95	R	Alabama	Beaumont, Texas
75	Bulaga, Bryan	T	6-5	314	3/21/89	9	Iowa	Woodstock, Ill.
42	Burks, Oren	LB	6-3	233	3/21/95	R	Vanderbilt	Lorton, Va.
39	Campbell, Ibraheim	S	5-11	210	5/13/92	4	Northwestern	Philadelphia, Pa.
32	Carson, Tra	RB	5-11	228	10/24/92	2	Texas A&M	Texarkana, Texas
97	Clark, Kenny	DL	6-3	314	10/4/95	3	UCLA	Rialto, Calif.
18	Cobb, Randall	WR	5-10	192	8/22/90	8	Kentucky	Alcoa, Tenn.
54	Crawford, James	LB	6-2	239	12/2/94	R	Illinois	Fort Lauderdale, Fla.
2	Crosby, Mason	K	6-1	207	9/3/84	12	Colorado	Georgetown, Texas
76	Daniels, Mike	DL	6-0	310	5/5/89	7	Iowa	Blackwood, N.J.
51	Fackrell, Kyler	LB	6-5	245	11/25/91	3	Utah State	Mesa, Ariz.
93	Gilbert, Reggie	LB	6-3	261	4/1/93	1	Arizona	Laveen, Ariz.
80	Graham, Jimmy	TE	6-7	265	11/24/86	9	Miami	Wilson, N.C.
36	Greene, Raven	S	5-11	197	2/2/95	R	James Madison	Virginia Beach, Va.
37	Jackson, Josh	CB	6-0	196	4/3/96	R	Iowa	Corinth, Texas
33	Jones, Aaron	RB	5-9	208	12/2/94	2	Texas-El Paso	El Paso, Texas
27	Jones, Josh	S	6-2	220	9/20/94	2	North Carolina State	Walled Lake, Mich.
84	Kendricks, Lance	TE	6-3	250	1/30/88	8	Wisconsin	Milwaukee, Wis.
20	King, Kevin	CB	6-3	200	5/5/95	2	Washington	Oakland, Calif.
9	Kizer, DeShone	QB	6-4	235	1/3/96	2	Notre Dame	Toledo, Ohio
95	Lancaster, Tyler	DL	6-3	313	11/4/94	R	Northwestern	Plainfield, Ill.
89	Lewis, Mercedes	TE	6-6	267	5/19/84	13	UCLA	Long Beach, Calif.
70	Light, Alex	T/G	6-5	309	5/2/96	R	Richmond	Salem, Va.
63	Linsley, Corey	C	6-3	301	7/27/91	5	Ohio State	Boardman, Ohio
94	Lowry, Dean	DL	6-6	296	6/9/94	3	Northwestern	Rockford, Ill.
50	Martinez, Blake	LB	6-2	237	1/9/94	3	Stanford	Oro Valley, Ariz.
52	Matthews, Clay	LB	6-3	255	5/14/86	10	Southern California	Agoura Hills, Calif.
64	McCray, Justin	G	6-3	317	5/31/92	2	Central Florida	Miami, Fla.
82	Moore, J'Mon	WR	6-3	205	5/23/95	R	Missouri	Missouri City, Texas
44	Morrison, Antonio	LB	6-1	241	12/6/94	3	Florida	Bolingbrook, Ill.
62	Patrick, Lucas	G	6-3	313	7/30/93	2	Duke	Brentwood, Tenn.
53	Perry, Nick	LB	6-3	265	4/12/90	7	Southern California	Detroit, Mich.
25	Redmond, Will	CB	5-11	186	12/28/93	3	Mississippi State	Memphis, Tenn.
12	Rodgers, Aaron	QB	6-2	225	12/2/83	14	California	Chico, Calif.
6	Scott, JK	P	6-6	208	10/30/95	R	Alabama	Denver, Colo.
78	Spriggs, Jason	T	6-6	301	5/17/94	3	Indiana	Elkhart, Ind.
19	St. Brown, Equanimeous	WR	6-5	214	9/30/96	R	Notre Dame	Anaheim, Calif.
65	Taylor, Lane	G	6-3	324	11/22/89	6	Oklahoma State	Arlington, Texas
85	Tonyan, Robert	TE	6-5	237	4/30/94	1	Indiana State	McHenry, Ill.
56	Toomer, Korey	LB	6-2	235	12/9/88	5	Idaho	Las Vegas, Nev.
83	Valdes-Scantling, Marquez	WR	6-4	206	10/10/94	R	South Florida	St. Petersburg, Fla.
30	Williams, Jamaal	RB	6-0	213	4/3/95	2	Brigham Young	Fontana, Calif.
38	Williams, Tramon	CB/S	5-11	191	1/23/00	12	Louisiana Tech	Houma, La.

## PRACTICE SQUAD

24	Coleman, Lavon	RB	5-11	216	12/10/94	R	Washington	Lompoc, Calif.
71	Coyle, Anthony	G	6-4	298	9/19/96	R	Fordham	Staten Island, N.Y.
91	Donnerson, Kendall	LB	6-3	249	4/22/96	R	Southeast Missouri	Maumelle, Ark.
13	Hatcher, Keon	WR	6-1	212	9/11/94	1	Arkansas	Owasso, Okla.
99	Looney, James	DL	6-3	287	5/15/95	R	California	Lake Worth, Fla.
77	Pankey, Adam	G/T	6-5	313	2/2/94	2	West Virginia	Hamilton, Ohio
58	Sheldon, Brady	LB	6-5	231	2/23/93	1	Ferris State	Novi, Mich.
79	Simon, Deon	DL	6-4	332	7/6/90	2	Northwestern State (La.)	Baton Rouge, La.
45	Vitale, Danny	FB	6-0	239	10/26/93	3	Northwestern	Wheaton, Ill.
86	Wolf, Ethan	TE	6-6	252	11/7/95	R	Tennessee	Minster, Ohio

## RESERVE/INJURED

81	Allison, Geronimo	WR	6-3	202	1/18/94	3	Illinois	Riverview, Fla.
11	Davis, Trevor	WR	6-1	188	7/4/93	3	California	Martinez, Calif.
31	House, Davon	CB	6-0	195	7/10/89	8	New Mexico State	Palmdale, Calif.
16	Kumerow, Jake	WR	6-4	209	2/17/92	1	Wisconsin-Whitewater	Bartlett, Ill.
68	Murphy, Kyle	T	6-6	305	12/11/93	3	Stanford	San Clemente, Calif.
47	Ryan, Jake	LB	6-2	240	2/27/92	4	Michigan	Cleveland, Ohio
96	Wilkerson, Muhammad	DL	6-4	315	10/22/89	8	Temple	Linden, N.J.

## RESERVE/DID NOT REPORT

61	Madison, Cole	G	6-5	308	12/20/94	R	Washington State	Burien, Wash.
----	---------------	---	-----	-----	----------	---	------------------	---------------



No	NUMERICAL ROSTER	Pos	Ht	Wt	Age	NFL		College	How		Reg. season
						Exp			Acquired	GP/GS/DNP/IA	
2	Mason Crosby	K	6-1	207	34	12		Colorado	D6c-07		9/0/0/0
6	JK Scott	P	6-6	208	23	R		Alabama	D5b-18		9/0/0/0
8	Tim Boyle	QB	6-4	232	24	R		Eastern Kentucky	FA-18		0/0/1/8
9	DeShone Kizer	QB	6-4	235	22	2		Notre Dame	T (Cle.)-18		1/0/8/0
12	Aaron Rodgers	QB	6-2	225	34	14		California	D1-05		9/9/0/0
17	Davante Adams	WR	6-1	215	25	5		Fresno State	D2-14		9/9/0/0
18	Randall Cobb	WR	5-10	192	28	8		Kentucky	D2-11		5/4/0/4
19	Equanimeous St. Brown	WR	6-5	214	22	R		Notre Dame	D6-18		6/2/1/2
20	Kevin King	CB	6-3	200	23	2		Washington	D2a-17		6/6/0/3
23	Jaire Alexander	CB	5-10	196	21	R		Louisville	D1-18		7/5/0/2
25	Will Redmond	CB	5-11	186	24	3		Mississippi State	FA-18		0/0/0/1
26	Bashaud Breeland	CB	5-11	195	26	5		Clemson	FA-18		2/2/0/4
27	Josh Jones	S	6-2	220	24	2		North Carolina State	D2b-17		6/0/0/3
28	Tony Brown	CB	6-0	199	23	R		Alabama	FA-18		4/0/0/2
29	Kentrell Brice	S	5-11	200	24	3		Louisiana Tech	FA-16		9/9/0/0
30	Jamaal Williams	RB	6-0	213	23	2		Brigham Young	D4b-17		9/5/0/0
32	Tra Carson	RB	5-11	228	26	2		Texas A&M	FA-18		2/0/0/0
33	Aaron Jones	RB	5-9	208	23	2		Texas-El Paso	D5b-17		7/4/0/0
36	Raven Greene	S	5-11	197	23	R		James Madison	FA-18		7/0/0/2
37	Josh Jackson	CB	6-0	196	22	R		Iowa	D2-18		9/4/0/0
38	Tramon Williams	CB/S	5-11	191	35	12		Louisiana Tech	UFA (Ari.)-18		9/9/0/0
39	Ibraheim Campbell	S	5-11	210	26	4		Northwestern	W-18 (NYJ)		0/0/0/1
42	Oren Burks	LB	6-3	233	23	R		Vanderbilt	D3-18		7/3/0/2
43	Hunter Bradley	LS	6-3	241	24	R		Mississippi State	D7b-18		9/0/0/0
44	Antonio Morrison	LB	6-1	241	23	3		Florida	T (Ind.)-18		9/3/0/0
50	Blake Martinez	LB	6-2	237	24	3		Stanford	D4a-16		9/9/0/0
51	Kyler Fackrell	LB	6-5	245	26	3		Utah State	D3-16		9/0/0/0
52	Clay Matthews	LB	6-3	255	32	10		Southern California	D1b-09		9/9/0/0
53	Nick Perry	LB	6-3	265	28	7		Southern California	D1-12		9/9/0/0
54	James Crawford	LB	6-2	239	23	R		Illinois	FA-18		9/0/0/0
56	Korey Toomer	LB	6-2	235	29	5		Idaho	FA-18		5/0/2/2
62	Lucas Patrick	G	6-3	313	25	2		Duke	FA-16		8/0/1/0
63	Corey Linsley	C	6-3	301	27	5		Ohio State	D5a-14		9/9/0/0
64	Justin McCray	G	6-3	317	26	2		Central Florida	FA-17		5/3/1/3
65	Lane Taylor	G	6-3	324	28	6		Oklahoma State	FA-13		9/9/0/0
69	David Bakhtiari	T	6-4	310	27	6		Colorado	D4a-13		9/9/0/0
70	Alex Light	T/G	6-5	309	22	R		Richmond	FA-18		0/0/0/9
74	Byron Bell	T/G	6-5	320	29	8		New Mexico	FA-18		9/6/0/0
75	Bryan Bulaga	T	6-5	314	29	9		Iowa	D1-10		9/9/0/0
76	Mike Daniels	DL	6-0	310	29	7		Iowa	D4a-12		9/8/0/0
78	Jason Spriggs	T	6-6	301	24	3		Indiana	D2-16		8/0/0/1
80	Jimmy Graham	TE	6-7	265	31	9		Miami	UFA (Sea.)-18		9/8/0/0
82	J'Mon Moore	WR	6-3	205	23	R		Missouri	D4-18		5/0/0/4
83	Marquez Valdes-Scantling	WR	6-4	206	24	R		South Florida	D5c-18		9/6/0/0
84	Lance Kendricks	TE	6-3	250	30	8		Wisconsin	FA-17		9/1/0/0
85	Robert Tonyan	TE	6-5	237	24	1		Indiana State	FA-17		9/0/0/0
89	Marcedes Lewis	TE	6-6	267	34	13		UCLA	FA-18		9/2/0/0
90	Montravius Adams	DL	6-4	304	23	2		Auburn	D3-17		9/0/0/0
93	Reggie Gilbert	LB	6-3	261	25	1		Arizona	FA-16		9/0/0/0
94	Dean Lowry	DL	6-6	296	24	3		Northwestern	D4b-16		9/2/0/0
95	Tyler Lancaster	DL	6-3	313	24	R		Northwestern	FA-18		4/0/1/0
97	Kenny Clark	DL	6-3	314	23	3		UCLA	D1-16		9/9/0/0

## PRACTICE SQUAD

13	Keon Hatcher	WR	6-1	212	24	1		Arkansas	FA-18		0/0/0/0
24	Lavon Coleman	RB	5-11	216	23	R		Washington	FA-18		0/0/0/0
45	Danny Vitale	FB	6-0	239	25	3		Northwestern	FA-18		0/0/0/0
58	Brady Sheldon	LB	6-5	231	25	1		Ferris State	FA-18		0/0/0/0
71	Anthony Coyle	G	6-4	298	22	R		Fordham	FA-18		0/0/0/0
77	Adam Pankey	G/T	6-5	313	24	2		West Virginia	FA-17		0/0/0/0
79	Deon Simon	DL	6-4	332	28	2		Northwestern State (La.)	FA-18		0/0/0/0
86	Ethan Wolf	TE	6-6	252	23	R		Tennessee	FA-18		0/0/0/0
91	Kendall Donnerman	LB	6-3	249	22	R		Southeast Missouri	D7c-18		0/0/0/0
99	James Looney	DL	6-3	287	23	R		California	D7a-18		0/0/0/0

## RESERVE/INJURED

11	Trevor Davis	WR	6-1	188	25	3		California	D5-16		0/0/0/1
16	Jake Kumerow	WR	6-4	209	26	1		Wisconsin-Whitewater	FA-17		0/0/0/0
31	Davon House	CB	6-0	195	29	8		New Mexico State	FA-17		3/0/0/0
47	Jake Ryan	LB	6-2	240	26	4		Michigan	D4-15		0/0/0/0
68	Kyle Murphy	T	6-6	305	24	3		Stanford	D6-16		0/0/0/0
81	Geronimo Allison	WR	6-3	202	24	3		Illinois	FA-16		5/4/0/3
96	Muhammad Wilkerson	DL	6-4	315	28	8		Temple	FA-18		3/3/0/0

## RESERVE/DID NOT REPORT

61	Cole Madison	G	6-5	308	23	R		Washington State	D5a-18		0/0/0/0
----	--------------	---	-----	-----	----	---	--	------------------	--------	--	---------



## OFFENSE

<b>WR:</b>	18	Randall Cobb	<u>19</u>	<u>Equanimeous St. Brown</u>	
<b>LT:</b>	69	David Bakhtiari	78	Jason Spriggs	<u>70</u> <u>Alex Light</u>
<b>LG:</b>	65	Lane Taylor	62	Lucas Patrick	
<b>C:</b>	63	Corey Linsley	62	Lucas Patrick	
<b>RG:</b>	74	Byron Bell	64	Justin McCray	
<b>RT:</b>	75	Bryan Bulaga	78	Jason Spriggs	
<b>TE:</b>	80	Jimmy Graham	84	Lance Kendricks	89 Mercedes Lewis
					85 Robert Tonyan
<b>WR:</b>	17	Davante Adams	<u>82</u>	<u>J'Mon Moore</u>	
<b>WR:</b>	<u>83</u>	<u>Marquez Valdes-Scantling</u>			
<b>QB:</b>	12	Aaron Rodgers	9	DeShone Kizer	<u>8</u> <u>Tim Boyle</u>
<b>RB:</b>	33	Aaron Jones	30	Jamaal Williams	32 Tra Carson

## DEFENSE

<b>DE:</b>	94	Dean Lowry	90	Montravius Adams	
<b>NT:</b>	97	Kenny Clark	<u>95</u>	<u>Tyler Lancaster</u>	
<b>DE:</b>	76	Mike Daniels	90	Montravius Adams	
<b>OLB:</b>	52	Clay Matthews	93	Reggie Gilbert	
<b>ILB:</b>	50	Blake Martinez	44	Antonio Morrison	
<b>ILB:</b>	<u>42</u>	<u>Oren Burks</u>	56	Korey Toomer	<u>54</u> <u>James Crawford</u>
<b>OLB:</b>	53	Nick Perry	51	Kyler Fackrell	
<b>CB:</b>	<u>23</u>	<u>Jaire Alexander</u>	38	Tramon Williams	<u>37</u> <u>Josh Jackson</u>
					25 Will Redmond
<b>CB:</b>	20	Kevin King	26	Bashaud Breeland	<u>28</u> <u>Tony Brown</u>
<b>S:</b>	38	Tramon Williams	<u>36</u>	<u>Raven Greene</u>	39 Ibraheim Campbell
<b>S:</b>	29	Kentrell Brice	27	Josh Jones	

## SPECIAL TEAMS

<b>K:</b>	2	Mason Crosby			
<b>P:</b>	<u>6</u>	<u>JK Scott</u>			
<b>H:</b>	<u>6</u>	<u>JK Scott</u>	18	Randall Cobb	
<b>PR:</b>	38	Tramon Williams	18	Randall Cobb	<u>23</u> <u>Jaire Alexander</u>
<b>KR:</b>	26	Bashaud Breeland	<u>83</u>	<u>Marquez Valdes-Scantling</u>	<u>23</u> <u>Jaire Alexander</u>
<b>LS:</b>	<u>43</u>	<u>Hunter Bradley</u>			

## Rookies are underlined ##

### COACH LOCATIONS

► **Coaches' Box:** Jeff Blasko (assistant offensive line), Ryan Downard (defensive quality control), Scott McCurley (defensive assistant), Mike Pettine (defensive coordinator), Joe Philbin (offensive coordinator), Omar Young (coaching administrator).

► **Sideline:** Brian Angelichio (tight ends), James Campen (offense – run game coordinator/offensive line), Frank Cignetti Jr. (quarterbacks), Maurice Drayton (assistant special teams), Patrick Graham (defense – run game coordinator/inside linebackers), Jay Hayes (assistant defensive line), Jim Hostler (offense - pass game coordinator), Jerry Montgomery (defensive line), Winston Moss (associate head coach/linebackers), David Raih (wide receivers), Jason Simmons (secondary), Ben Sirmans (running backs), Joe Whitt Jr. (defense - pass game coordinator), Ron Zook (special teams coordinator).



## ROSTER BY POSITION

### **QUARTERBACK (3)**

Tim Boyle  
DeShone Kizer  
Aaron Rodgers

### **RUNNING BACK (3)**

Tra Carson  
Aaron Jones  
Jamaal Williams

### **WIDE RECEIVER (5)**

Davante Adams  
Randall Cobb  
J'Mon Moore  
Equanimeous St. Brown  
Marquez Valdes-Scantling

### **TIGHT END (4)**

Jimmy Graham  
Lance Kendricks  
Mercedes Lewis  
Robert Tonyan

### **OFFENSIVE LINE (9)**

David Bakhtiari  
Byron Bell  
Bryan Bulaga  
Alex Light  
Corey Linsley  
Justin McCray  
Lucas Patrick  
Jason Spriggs  
Lane Taylor

### **DEFENSIVE LINE (5)**

Montravius Adams  
Kenny Clark  
Mike Daniels  
Tyler Lancaster  
Dean Lowry

### **LINEBACKER (9)**

Oren Burks  
James Crawford  
Kyler Fackrell  
Reggie Gilbert  
Blake Martinez  
Clay Matthews  
Antonio Morrison  
Nick Perry  
Korey Toomer

### **CORNERBACK (7)**

Jaire Alexander  
Bashaud Breeland  
Tony Brown  
Josh Jackson  
Kevin King  
Will Redmond  
Tramon Williams (also S)

### **SAFETY (4)**

Kentrell Brice  
Ibraheim Campbell  
Raven Greene  
Josh Jones

### **SPECIALIST (3)**

Hunter Bradley  
Mason Crosby  
JK Scott

*Rookies are underlined*

## PRONUNCIATION GUIDE

### **PLAYERS**

Montravius Adams ..... mon-TRAY-vee-us  
Jaire Alexander ..... ji-air  
David Bakhtiari ..... bock-tee-R-ee  
Bashaud Breeland ..... BA-shaud  
Kentrell Brice ..... ken-TRELL  
Bryan Bulaga ..... buh-LAH-guh  
Ibraheim Campbell ..... EE-brah-heem  
Tra Carson ..... tray  
Kyler Fackrell ..... FACK-rull  
Joe Kerridge ..... KAIR-idge  
DeShone Kizer ..... duh-SHONN  
Jake Kumerow ..... KOO-mer-o  
J'Mon Moore ..... JAY-mon

Equanimeous St. Brown ..... eck-wah-nihm-ee-ous  
Marquez Valdes-Scantling ..... mar-KWEZ  
Tramon Williams ..... truh-MON

### **COACHES**

Brian Angelichio ..... an-juh-LEEK-o  
James Campen ..... KAMP-en  
Ryan Downard ..... DOWN-erd  
Jim Hostler ..... HOSS-ler  
Mark Lovat ..... luh-VOTT  
Mike Pettine ..... PETT-in  
David Raih ..... RYE

## HOW THE PACKERS WERE BUILT

Year	Record	Draft (28)	Trades (2)	Free Agents (21)
2005	4-12	QB Aaron Rodgers D1		
2007	13-3	K Mason Crosby D6c		
2009	11-5	LB Clay Matthews D1b		
2010	10-6	T Bryan Bulaga D1		
2011	15-1	WR Randall Cobb D2		
2012	11-5	LB Nick Perry D1 DL Mike Daniels D4a		
2013	8-7-1	T David Bakhtiari D4a		G Lane Taylor
2014	12-4	WR Davante Adams D2 C Corey Linsley D5a		
2016	10-6	DL Kenny Clark D1 T Jason Spriggs D2 LB Kyler Fackrell D3 LB Blake Martinez D4a DL Dean Lowry D4b		S Kentrell Brice LB Reggie Gilbert G Lucas Patrick
2017	7-9	CB Kevin King D2a S Josh Jones D2b DL Montravius Adams D3 RB Jamaal Williams D4b RB Aaron Jones D5b		TE Lance Kendricks G Justin McCray TE Robert Tonyan
2018	4-4-1	CB Jaire Alexander D1 CB Josh Jackson D2 LB Oren Burks D3 WR J'Mon Moore D4 P JK Scott D5b WR Marquez Valdes-Scantling D5c WR Equanimeous St. Brown D6 LS Hunter Bradley D7b	LB Antonio Morrison (Ind.) QB DeShone Kizer (Cle.)	T/G Byron Bell QB Tim Boyle CB Bashaud Breeland CB Tony Brown RB Tra Carson LB James Crawford TE Jimmy Graham (UFA-Sea.) S Raven Greene DL Tyler Lancaster TE Mercedes Lewis T/G Alex Light CB Will Redmond LB Korey Toomer CB/S Tramon Williams (UFA-Ari.)

**Waivers (1):** S Ibraheim Campbell (from New York Jets), 2018

## TEAM STATISTICS/STARTERS

## OFFENSE

Date/Opp		First Downs					Third Downs		Fourth Downs		Total Offense			Net Rushing			Net Passing			QB			Punts		Punts		Pen		Fumbles		2-pt	
		1	2	3	4	OT	Tot	Ru	Pa	Pe	Downs	Downs	Pl	Yds	Avg	Att	Yds	TD	Att	Com	Int	Yds	TD	Sacked	No/Avg	NetAvg	No/Yds	No/Lost	Conv	Poss		
9/9		Chi	0	0	3	21	0	16	2	14	0	5-13	0-1	59	370	6.3	18	69	0	37	24	1	301	3	4	4/48.0	36.8	8/72	2/1	0-0	12	
9/16		Min	7	10	3	9	0	24	9	11	4	4-13	0-0	70	351	5.0	24	98	0	42	30	0	253	1	4	5/51.8	45.2	7/54	2/0	0-0	12	
9/23	at	Was	0	10	7	0	0	19	7	11	1	6-14	0-2	66	340	5.2	17	100	0	45	27	0	240	2	4	5/46.4	44.6	11/115	2/1	0-0	12	
9/30		Buf	6	10	3	3	0	22	9	12	1	11-19	0-1	74	423	5.7	32	141	1	40	22	1	282	1	2	4/42.8	38.0	5/60	3/1	0-0	12	
10/7	at	Det	0	0	14	9	0	30	6	23	1	3-10	2-2	76	521	6.9	20	98	0	52	32	0	423	3	4	0/--	--	12/112	3/3	1-2	11	
10/15		SF	17	3	3	10	0	26	8	17	1	4-13	1-2	70	521	7.4	21	116	1	46	25	0	405	2	3	4/38.8	33.8	6/54	0/0	0-0	12	
10/28	at	LAR	3	3	10	7	0	16	5	11	0	2-9	0-0	52	359	6.9	19	106	2	30	18	0	253	1	3	5/42.8	38.4	2/10	1/1	0-0	13	
11/4	at	NE	3	7	7	0	0	22	6	14	2	6-13	0-1	69	367	5.3	25	117	0	43	24	0	250	2	1	5/42.0	42.0	7/63	2/1	0-0	10	
11/11		Mia	7	7	14	3	0	21	10	11	0	4-10	1-2	55	377	6.9	25	195	2	28	19	0	182	2	2	2/18.5	18.5	6/45	1/1	0-0	9	
11/15	at	Sea																														
11/25	at	Min																														
12/2		Ari																														
12/9		Atl																														
12/16	at	Chi																														
12/23	at	NYJ																														
12/30		Det																														
SEASON			47	50	64	62	0	196	62	124	10	45-114	4-11	591	3629	6.1	201	1040	6	363	221	2	2589	17	27	34/43.2	38.9	64/585	16/9	1-2	103	

## DEFENSE

Date/Opp		First Downs					Third Downs		Fourth Downs		Total Offense			Net Rushing			Net Passing			QB			Punts	Punts	Pen	Fumbles	2-pt	Poss					
		1	2	3	4	OT	Tot	Ru	Pa	Pe	Dwns	O-2	Pl	Yds	Avg	Att	Yds	TD	Att-Com	Int	Yds	TD	Sacked	No/Avg	NetAvg	No/Yds	No/Lost		Conv				
9/9		Chi	7	10	3	3	0			18	7	8	3	7-17	0-0	66	294	4.5	27	139	1	35	23	0	155	0	4	4/50.3	46.0	5/35	2/1	0-0	10
9/16		Min	7	0	0	22	0			24	3	20	1	7-14	0-0	68	480	7.1	18	68	0	48	35	1	412	4	2	5/40.8	36.8	8/70	0/0	1-1	13
9/23	at	Was	14	14	0	3	0			20	9	7	4	5-11	0-0	55	386	7.0	35	166	2	20	12	1	220	2	0	5/47.0	41.2	6/66	0/0	0-0	12
9/30		Buf	0	0	0	0	0			11	2	6	3	3-16	0-0	56	145	2.6	16	58	0	33	16	2	87	0	7	8/43.5	41.0	3/20	1/1	0-0	12
10/7	at	Det	14	10	0	7	0			18	6	9	3	5-13	0-0	57	264	4.6	28	94	2	26	14	0	170	2	3	5/45.6	45.2	8/71	0/0	0-0	12
10/15		SF	14	10	3	3	0			18	9	8	1	2-9	0-0	55	401	7.3	30	174	1	23	16	1	227	2	2	3/42.0	40.0	2/10	2/2	0-0	12
10/28	at	LAR	0	8	15	6	0			23	4	18	1	8-18	1-1	75	416	5.5	34	135	0	36	20	0	281	3	5	7/45.1	43.3	2/15	0/0	1-2	13
11/4	at	NE	7	10	0	14	0			28	11	13	4	4-11	0-1	69	433	6.3	31	123	3	36	23	0	310	1	2	3/49.7	49.7	5/30	0/0	0-0	11
11/11		Mia	3	6	3	0	0			19	6	11	2	4-14	3-4	66	294	4.5	23	131	0	37	23	1	163	0	6	2/38.5	19.0	3/10	1/1	0-0	10
11/15	at	Sea																															
11/25	at	Min																															
12/2		Ari																															
12/9		Atl																															
12/16	at	Chi																															
12/23	at	NYJ																															
12/30		Det																															
SEASON			66	68	24	58	0			179	57	100	22	45-123	4-8	567	3113	5.5	242	1088	9	294	182	6	2025	14	31	42/44.9	41.4	42/327	6/5	2-3	105

## OFFENSIVE STARTERS

[illegible]

### DEFENSIVE STARTERS

[illegible]

INDIVIDUAL STATISTICS, OFFENSE

RUSHING

		J.Williams					A.Rodgers					T.Montgomery					A.Jones				
		No	Yds	Avg	Lg	TD	No	Yds	Avg	Lg	TD	No	Yds	Avg	Lg	TD	No	Yds	Avg	Lg	TD
9/9	Chi	15	47	3.1	11	0	1	15	15.0	15	0	2	7	3.5	6	0	(Reserve/Susp.)				
9/16	Min	16	59	3.7	11	0	3	8	2.7	7	0	5	31	6.2	16	0	(Reserve/Susp.)				
9/23	at Was	5	29	5.8	10	0	2	13	6.5	10	0	4	16	4.0	11	0	6	42	7.0	17	0
9/30	Buf	11	27	2.5	11	0	5	31	6.2	15	0	5	18	3.6	9	0	11	65	5.9	30	1
10/7	at Det	6	33	5.5	11	0	3	10	3.3	6	0	4	15	3.8	10	0	7	40	5.7	18	0
10/15	SF	6	29	4.8	9	0	3	34	11.3	21	0	4	12	3.0	14	1	8	41	5.1	16	0
10/28	at LAR	4	9	2.3	5	1	1	5	5.0	5	0	2	6	3.0	5	0	12	86	7.2	33t	1
11/4	at NE	7	34	4.9	10	0	4	8	2.0	6	0	(Not With Team)					14	75	5.4	13	0
11/11	Mia	3	3	1.0	2	0	6	21	3.5	9	0	(Not With Team)					15	145	9.7	67	2
11/15	at Sea																				
11/25	at Min																				
12/2	Ari																				
12/9	Atl																				
12/16	at Chi																				
12/23	at NYJ																				
12/30	Det																				
SEASON		73	270	3.7	11	1	28	145	5.2	21	0	26	105	4.0	16	1	73	494	6.8	67	4
CAREER		226	826	3.7	25	5	553	2815	5.1	35	25	177	849	4.8	61	7	154	942	6.1	67	8

ADDITIONAL REGULAR-SEASON RUSHING: R.Green 1-26.

PASSING

<u>PASSING</u>		A.Rodgers									D.Kizer								
		Att	Com	Pct	Yds	Sk/Yd	TD	Lg	Int	Rtng	Att	Com	Pct	Yds	Sk/Yd	TD	Lg	Int	Rtng
9/9	Chi	30	20	66.7	286	2/19	3	75t	0	130.7	7	4	57.1	55	2/21	0	29	1	42.9
9/16	Min	42	30	71.4	281	4/28	1	34	0	97.4					(Did Not Play)				
9/23	at Was	44	27	61.4	265	4/25	2	64t	0	93.5					(Did Not Play)				
9/30	Buf	40	22	55.0	298	2/16	1	43	1	76.9					(Did Not Play)				
10/7	at Det	52	32	61.5	442	4/19	3	54	0	108.0					(Did Not Play)				
10/15	SF	46	25	54.3	425	3/20	2	60	0	100.4					(Did Not Play)				
10/28	at LAR	30	18	60.0	286	3/33	1	48	0	102.9					(Did Not Play)				
11/4	at NE	43	24	55.8	259	1/9	2	51	0	89.2					(Did Not Play)				
11/11	Mia	28	19	67.9	199	2/17	2	30	0	112.1					(Did Not Play)				
11/15	at Sea																		
11/25	at Min																		
12/2	Ari																		
12/9	Atl																		
12/16	at Chi																		
12/23	at NYJ																		
12/30	Det																		
SEASON		355	217	61.1	2741	25/186	17	75t	1	100.0	7	4	57.1	55	2/21	0	29	1	42.9
CAREER		5250	3405	64.9	41243	388/2517	330	93t	79	103.5	483	259	53.6	2949	40/247	11	56t	23	60.0

ADDITIONAL REGULAR-SEASON PASSING: J.Scott 0-1

# INDIVIDUAL STATISTICS, OFFENSE

RECEIVING		R.Cobb					D.Adams					G.Allison					T.Montgomery					J.Graham					L.Kendricks				
		No	Yds	Avg	Lg	TD	No	Yds	Avg	Lg	TD	No	Yds	Avg	Lg	TD	No	Yds	Avg	Lg	TD	No	Yds	Avg	Lg	TD	No	Yds	Avg	Lg	TD
9/9	Chi	9	142	15.8	75t	1	5	88	17.6	51	1	5	69	13.8	39t	1	2	21	10.5	13	0	2	8	4.0	7	0	1	13	13.0	13	0
9/16	Min	4	30	7.5	14	0	8	64	8.0	16	1	6	64	10.7	22	0	1	9	9.0	9	0	6	95	15.8	34	0	1	4	4.0	4	0
9/23	at Was	4	22	5.5	11	0	7	52	7.4	16	1	2	76	38.0	64t	1	6	49	8.2	16	0	5	45	9.0	18	0	0	0	--	--	0
9/30	Buf			(Inactive)			8	81	10.1	25	0	6	80	13.3	27	0	2	56	38.0	43	0	3	21	7.0	13	1	1	5	5.0	5	0
10/7	at Det			(Inactive)			9	140	15.6	30	1			(Inactive)			1	23	23.0	23	0	6	76	12.7	24	0	2	8	4.0	7	1
10/15	SF			(Inactive)			10	132	13.2	38	2			(Inactive)			2	10	5.0	5	0	5	104	20.8	54	0	2	37	18.5	22	0
10/28	at LAR	4	40	10.0	18	0	5	133	26.6	48	0	1	14	14.0	14	0	1	2	2.0	2	0	1	21	21.0	21	0	0	0	--	--	0
11/4	at NE	5	24	4.8	9	0	6	40	6.7	10	1			(Inactive)					(Not With Team)			4	55	13.8	19	1	0	0	--	--	0
11/11	Mia			(Inactive)			4	57	14.3	25t	2			(Injured Reserve)					(Not With Team)			1	14	14.0	14	0	2	24	12.0	18	0
11/15	at Sea																														
11/25	at Min																														
12/2	Ari																														
12/9	Atl																														
12/16	at Chi																														
12/23	at NYJ																														
12/30	Det																														
SEASON		26	258	9.9	75t	1	62	787	12.7	51	9	20	303	15.2	64t	2	15	170	11.3	43	0	33	439	13.3	54	2	9	91	10.1	22	1
CAREER		458	5399	11.8	75t	40	299	3598	12.0	66t	35	55	758	13.8	72	4	97	827	8.5	43	3	589	7239	12.3	59	71	231	2426	10.5	80t	19

RECEIVING		J.Williams					M.Valdes-Scantling					A.Jones					E.St. Brown				
		No	Yds	Avg	Lg	TD	No	Yds	Avg	Lg	TD	No	Yds	Avg	Lg	TD	No	Yds	Avg	Lg	TD
9/9	Chi	0	0	--	--	0	0	0	--	--	0			(Reserve/Susp.)			0	0	--	--	0
9/16	Min	3	12	4.0	7	0	1	3	3.0	3	0			(Reserve/Susp.)					(Inactive)		
9/23	at Was	2	16	8.0	11	0	0	0	--	--	0	1	5	5.0	5	0			(Inactive)		
9/30	Buf	0	0	--	--	0	1	38	38.0	38	0	1	17	17.0	17	0			(Did Not Play)		
10/7	at Det	2	19	9.5	12	0	7	68	9.7	14	1	2	19	9.5	12	0	3	89	29.7	54	0
10/15	SF	1	10	10.0	10	0	3	103	34.3	60	0	0	0	--	--	0	1	19	19.0	19	0
10/28	at LAR	0	0	--	--	0	2	45	22.5	40t	1	2	0	0.0	1	0	2	31	15.5	23	0
11/4	at NE	2	20	10.0	16	0	3	101	33.7	51	0	2	10	5.0	7	0	1	4	4.0	4	0
11/11	Mia	0	0	--	--	0	6	44	7.3	11	0	3	27	9.0	19	0	2	3	1.5	2	0
11/15	at Sea																				
11/25	at Min																				
12/2	Ari																				
12/9	Atl																				
12/16	at Chi																				
12/23	at NYJ																				
12/30	Det																				
SEASON		10	77	7.7	16	0	23	402	17.5	60	2	11	78	7.1	19	0	9	146	16.2	54	0
CAREER		35	339	9.7	54t	2	23	402	17.5	60	2	20	100	5.0	19	0	9	146	16.2	54	0

ADDITIONAL REGULAR-SEASON RECEIVING: M.Lewis 2-35, J.Moore 1-10.

## RUSHING

## RUSHING

<u>RUSHING</u>		A.Jones										
		First Half					Second Half/OT					
		No	Yds	Avg	Lg	TD	No	Yds	Avg	Lg	TD	
9/9		Chi										
9/16		Min										
						(Reserve/Susp.)						
9/23	at	Was	4	24	6.0	10	0	2	18	9.0	17	0
9/30		Buf	5	39	7.8	30	1	6	26	4.3	11	0
10/7	at	Det	7	40	5.7	18	0	0	0	--	--	0
10/15		SF	4	29	7.3	16	0	4	12	3.0	6	0
10/28	at	LAR	8	44	5.5	13	0	4	42	10.5	33t	1
11/4	at	NE	8	48	6.0	13	0	6	27	4.5	9	0
11/11		Mia	8	101	12.6	67	1	7	44	6.3	12	1
11/15	at	Sea										
11/25	at	Min										
12/2		Ari										
12/9		Atl										
12/16	at	Chi										
12/23	at	NYJ										
12/30		Det										
SEASON			44	325	7.4	67	2	29	169	5.8	33t	2

# INDIVIDUAL STATISTICS, OFFENSE

## PASSING

A.Rodgers

First Half											Second Half/OT										
		Att	Com	Pct	Yds	Sk/Yd	TD	Lg	Int	Rtng		Att	Com	Pct	Yds	Sk/Yd	TD	Lg	Int	Rtng	
9/9		Chi	7	3	42.9	13	2/19	0	7	0	50.3		23	17	73.9	273	0/0	3	75t	0	152.7
9/16		Min	17	12	70.6	80	1/7	1	14	0	100.1		25	18	72.0	201	3/21	0	34	0	95.6
9/23	at	Was	15	9	60.0	126	2/14	1	64t	0	109.3		29	18	62.1	139	2/11	1	18	0	85.3
9/30		Buf	20	12	60.0	158	1/10	1	43	1	80.8		20	10	50.0	140	1/6	0	38	0	72.9
10/7	at	Det	19	9	47.4	141	2/6	0	30	0	72.5		33	23	69.7	301	2/13	3	54	0	128.5
10/15		SF	20	11	55.0	222	1/5	1	60	0	110.8		26	14	53.8	203	2/15	1	38	0	92.3
10/28	at	LAR	13	7	53.8	127	1/14	0	48	0	87.7		17	11	64.7	159	2/19	1	41	0	114.6
11/4	at	NE	27	16	59.3	123	0/0	1	19	0	82.8		16	8	50.0	136	1/9	1	51	0	100.0
11/11		Mia	14	11	78.6	98	2/17	1	19	0	119.6		14	8	57.1	101	0/0	1	30	0	103.6
11/15	at	Sea																			
11/25	at	Min																			
12/2		Ari																			
12/9		Atl																			
12/16	at	Chi																			
12/23	at	NYJ																			
12/30		Det																			
SEASON			152	90	59.2	1088	12/92	6	64t	1	91.7		203	127	62.6	1653	13/94	11	75t	0	106.1

## PASSING

D.Kizer

First Half											Second Half/OT										
		Att	Com	Pct	Yds	Sk/Yd	TD	Lg	Int	Rtng		Att	Com	Pct	Yds	Sk/Yd	TD	Lg	Int	Rtng	
9/9		7	4	57.1	55	2/21	0	29	1	42.9						(Did Not Play)					
9/16						(Did Not Play)										(Did Not Play)					
9/23	at		Was			(Did Not Play)										(Did Not Play)					
9/30			Buf			(Did Not Play)										(Did Not Play)					
10/7	at		Det			(Did Not Play)										(Did Not Play)					
10/15			SF			(Did Not Play)										(Did Not Play)					
10/28	at		LAR			(Did Not Play)										(Did Not Play)					
11/4	at		NE			(Did Not Play)										(Did Not Play)					
11/11			Mia			(Did Not Play)										(Did Not Play)					
11/15	at		Sea																		
11/25	at		Min																		
12/2			Ari																		
12/9			Atl																		
12/16	at		Chi																		
12/23	at		NYJ																		
12/30			Det																		
SEASON		7	4	57.1	55	2/21	0	29	1	42.9		0	0	0.0	0	0/0	0	0	0	0.0	

		First Half					Second Half/OT							First Half					Second Half/OT							First Half					Second Half/OT											
		No	Yds	Avg	Lg	TD	No	Yds	Avg	Lg	TD			No	Yds	Avg	Lg	TD	No	Yds	Avg	Lg	TD			No	Yds	Avg	Lg	TD	No	Yds	Avg	Lg	TD			No	Yds	Avg	Lg	TD
9/9		Chi	0	0	--	--	0	0	0	--	--	0	0	0	0	--	--	0	0	0	0	--	--	0	(Reserve/Susp.)																	
9/16		Min	2	5	2.5	3	0	1	7	7.0	7	0	1	3	3.0	3	0	0	0	0	--	--	0	(Reserve/Susp.)																		
9/23	at	Was	0	0	--	--	0	2	16	8.0	11	0	0	0	--	--	0	0	0	0	--	--	0	0	0	--	--	0	0	0	--	--	0	1	5	5.0	5	0				
9/30		Buf	0	0	--	--	0	0	0	--	--	0	0	0	--	--	0	1	38	38.0	38	0	1	17	17.0	17	0	0	0	--	--	0	0	0	--	--	0	0				
10/7	at	Det	0	0	--	--	0	2	19	9.5	12	0	2	23	11.5	14	0	5	45	9.0	12	1	1	7	7.0	7	0	1	12	12.0	12	0	0	0	--	--	0	0				
10/15		SF	1	10	10.0	10	0	0	0	--	--	0	1	60	60.0	60	0	2	43	21.5	30	0	0	0	--	--	0	0	0	--	--	0	0	0	--	--	0	0				
10/28	at	LAR	0	0	--	--	0	0	0	--	--	0	1	5	5.0	5	0	1	40	40.0	40t	1	0	0	--	--	0	2	0	0.0	1	0	0	0	--	--	0	0				
11/4	at	NE	2	20	10.0	16	0	0	0	--	--	0	0	0	--	--	0	3	101	33.7	51	0	1	3	3.0	3	0	1	7	7.0	7	0	0	0	--	--	0	0				
11/11		Mia	0	0	--	--	0	0	0	--	--	0	4	36	9.0	11	0	2	8	4.0	8	0	2	27	13.5	19	0	1	0	0.0	0	0	0	0	--	--	0	0				
11/15	at	Sea																																								
11/25	at	Min																																								
12/2		Ari																																								
12/9		Atl																																								
12/16	at	Chi																																								
12/23	at	NYJ																																								
12/30		Det																																								
SEASON			5	35	7.0	16	0	5	42	8.4	12	0	9	127	14.1	60	0	14	275	19.6	51	2	5	54	10.8	19	0	6	24	4.0	12	0	0	0	0	0	0	0	0			

INDIVIDUAL STATISTICS, OFFENSE

RECEIVING E.St. Brown

		First Half					Second Half/OT					
		No	Yds	Avg	Lg	TD	No	Yds	Avg	Lg	TD	
9/9	Chi	0	0	--	--	0	0	0	--	--	0	:
9/16	Min											:
9/23	at Was											:
9/30	Buf											:
10/7	at Det	1	17	17.0	17	0	2	72	36.0	54	0	:
10/15	SF	0	0	--	--	0	1	19	19.0	19	0	:
10/28	at LAR	1	23	23.0	23	0	1	8	8.0	8	0	:
11/4	at NE	1	4	4.0	4	0	0	0	--	--	0	:
11/11	Mia	2	3	1.5	2	0	0	0	--	--	0	:
11/15	at Sea											:
11/25	at Min											:
12/2	Ari											:
12/9	Atl											:
12/16	at Chi											:
12/23	at NYJ											:
12/30	Det											:
SEASON		5	47	9.4	23	0	4	99	24.8	54	0	:

# INDIVIDUAL STATISTICS, DEFENSE

		M.Adams					J.Alexander					K.Brice					K.Clark					H.Clinton-Dix					M.Daniels					
		UT	A	Sk	Int	PD	UT	A	Sk	Int	PD	UT	A	Sk	Int	PD	UT	A	Sk	Int	PD	UT	A	Sk	Int	PD	UT	A	Sk	Int	PD	
9/9		Chi	1	0	0-0	0	0	3	0	0-0	0	1	9	3	1-0	0	1	2	1	0-0	0	0	8	1	0-0	0	0	3	1	1-0	0	0
9/16		Min	0	0	0-0	0	0	7	3	0.5-3	0	0	5	2	0-0	0	0	4	2	1-7	0	1	5	3	0-0	1	2	1	2	0-0	0	0
9/23	at	Was	0	1	0-0	0	0	5	2	0-0	0	0	3	1	0-0	0	0	7	3	0-0	0	1	3	4	0-0	1	1	1	0	0-0	0	0
9/30		Buf	0	0	0-0	0	0	0	2	0-0	1	2	2	1	0-0	0	0	2	1	0-0	0	0	2	2	0-0	1	1	1	0	0-0	0	0
10/7	at	Det	0	0	0-0	0	0	(Inactive)				3	2	0-0	0	1	3	2	0-0	0	0	2	1	1-5	0	0	2	1	0-0	0	0	0
10/15		SF	0	0	0-0	0	0	(Inactive)				3	3	0-0	0	0	5	3	1-6	0	0	2	1	0-0	0	0	2	0	0-0	0	0	0
10/28	at	LAR	0	2	0-0	0	0	7	1	0-0	0	5	2	2	0-0	0	1	5	3	2-12	0	0	4	0	0-0	0	0	2	3	0-0	0	0
11/4	at	NE	0	1	0-0	0	0	4	1	0-0	0	2	1	1	0-0	0	0	1	2	0-0	0	0	(Not With Team)				1	1	1-10	0	0	0
11/11		Mia	1	0	1-2	0	0	5	0	0-0	0	2	1	1	0-0	0	0	5	1	1-9	0	0	(Not With Team)				1	2	0-0	0	0	0
11/15	at	Sea																														
11/25	at	Min																														
12/2		Ari																														
12/9		Atl																														
12/16	at	Chi																														
12/23	at	NYJ																														
12/30		Det																														
SEASON			2	4	1-2	0	0	31	9	0.5-3	1	12	29	16	1-0	0	3	34	18	5-34	0	2	26	12	1-5	3	4	14	10	2-10	0	0
CAREER			3	8	1-2	0	0	31	9	0.5-3	1	12	65	19	1-0	1	8	87	76	9.5-60.5	0	5	337	82	55-22	14	38	200	131	29-145	1	4

		R.Gilbert					J.Jackson					K.King					D.Lowry					C.Matthews					A.Morrison					
		UT	A	Sk	Int	PD	UT	A	Sk	Int	PD	UT	A	Sk	Int	PD	UT	A	Sk	Int	PD	UT	A	Sk	Int	PD	UT	A	Sk	Int	PD	
9/9		Chi	2	0	0-0	0	0	3	0	0-0	0	1	3	0	0-0	0	0	1	0	0-0	0	0	1	0	0-0	0	0	2	1	0-0	0	0
9/16		Min	0	1	0.5-3	0	0	2	1	0-0	0	0	1	2	0-0	0	0	2	0	0-0	0	0	2	1	0-0	0	0	2	1	0-0	0	0
9/23	at	Was	2	1	0-0	0	0	1	3	0-0	0	0	(Inactive)					1	1	0-0	0	0	2	0	0-0	0	0	2	2	0-0	0	0
9/30		Buf	3	1	1-7	0	0	4	3	0-0	0	2	(Inactive)					1	2	0-0	0	0	3	3	0.5-4.5	0	0	0	0	0-0	0	0
10/7	at	Det	3	1	0-0	0	0	2	3	0-0	0	2	6	2	0-0	0	1	3	3	0-0	0	0	0	1	0-0	0	0	3	2	0-0	0	0
10/15		SF	4	2	0-0	0	0	1	0	0-0	0	0	3	0	0-0	1	1	1	1	0-0	0	0	2	1	1-12	0	0	0	0	0-0	0	0
10/28	at	LAR	6	0	0-0	0	0	0	0	0-0	0	0	2	1	0-0	0	1	1	3	0-0	0	0	7	1	1-0	0	0	0	0	0-0	0	0
11/4	at	NE	1	0	0-0	0	0	3	2	0-0	0	2	1	1	0-0	0	0	2	0	0-0	0	0	1	1	0-0	0	0	6	0	1-11	0	0
11/11		Mia	1	2	1-12	0	0	4	2	0-0	0	0	(Inactive)					5	1	1-7	0	0	0	0	0-0	0	0	0	1	0-0	0	0
11/15	at	Sea																														
11/25	at	Min																														
12/2		Ari																														
12/9		Atl																														
12/16	at	Chi																														
12/23	at	NYJ																														
12/30		Det																														
SEASON			21	6	2.5-22	0	0	20	14	0-0	0	7	16	6	0-0	1	3	17	11	1-7	0	0	18	8	25-16.5	0	0	15	7	1-11	0	0
CAREER			23	7	3.5-30	0	0	20	14	0-0	0	7	39	14	0-0	1	11	47	29	5-47	0	4	400	175	82.5-225	6	40	104	70	1-11	0	1

		B.Martinez					N.Perry					J.Whitehead					M.Wilkerson					T.Williams					K.Fackrell					
		UT	A	Sk	Int	PD	UT	A	Sk	Int	PD	UT	A	Sk	Int	PD	UT	A	Sk	Int	PD	UT	A	Sk	Int	PD	UT	A	Sk	Int	PD	
9/9		Chi	4	1	0-0	0	1	4	0	1-7	0	0	1	0	0-0	0	1	3	1	0-0	0	0	5	2	0-0	0	0	0	1	0-0	0	0
9/16		Min	6	2	0-0	0	1	2	0	0-0	0	1	3	0	0-0	0	1	1	0	0-0	0	0	5	1	0-0	0	0	1	0	0-0	0	0
9/23	at	Was	5	4	0-0	0	1	5	2	0-0	0	0	1	0	0-0	0	0	0	1	0-0	0	0	1	1	0-0	0	0	1	1	0-0	0	0
9/30		Buf	9	2	1-8	0	0	1	1	0.5-4.5	0	1	1	0	1-16	0	0	(Injured Reserve)					4	0	0-0	0	1	4	1	3-24	0	0
10/7	at	Det	4	2	2-8	0	0	2	1	0-0	0	0	(Inactive)					(Injured Reserve)					3	0	0-0	0	0	2	1	0-0	0	0
10/15		SF	9	2	0-0	0	0	0	1	0-0	0	3	3	1	0-0	0	0	(Injured Reserve)					3	1	0-0	0	0	4	1	0-0	0	0
10/28	at	LAR	7	5	1-10	0	0	3	1	0-0	0	0	5	1	0-0	0	0	(Injured Reserve)					1	3	0-0	0	0	1	1	1-4	0	0
11/4	at	NE	4	4	0-0	0	0	1	1	0-0	0	0	2	1	0-0	0	0	(Injured Reserve)					5	1	0-0	0	0	2	1	0-0	0	0
11/11		Mia	9	0	0-0	0	0	0	0	0-0	0	0	(Not With Team)					(Injured Reserve)					1	0	0-0	0	0	4	0	1-8	0	0
11/15	at	Sea																														
11/25	at	Min																														
12/2		Ari																														
12/9		Atl																														
12/16	at	Chi																														
12/23	at	NYJ																														
12/30		Det																														
SEASON			57	22	4-26	0	3	18	7	1.5-11.5	0	5	16	3	1-16	0	2	4	2	0-0	0	0	28	9	0-0	0	1	19	7	5-36	0	0
CAREER			207	89	6-39	2	19	171	86	32-230.5	0	14	20	6	1-16	0	3	59	47	4.5-29.5	1	7	490	105	4.5-29.5	32	143	51	18	10-63	0	1

# INDIVIDUAL STATISTICS, DEFENSE

		K.Toomer					O.Burks					J.Crawford					T.Brown					T.Lancaster					B.Breeland					
		UT	A	Sk	Int	PD	UT	A	Sk	Int	PD	UT	A	Sk	Int	PD	UT	A	Sk	Int	PD	UT	A	Sk	Int	PD	UT	A	Sk	Int	PD	
9/9		Chi	0	0	0-0	0	0		(Inactive)			0	0	0-0	0	0		(Practice Squad)										(Not With Team)				
9/16		Min	2	1	0-0	0	0		(Inactive)			0	0	0-0	0	0		(Practice Squad)										(Not With Team)				
9/23	at	Was	0	0	0-0	0	0	1	1	0-0	0	0	0	0	0-0	0	0		(Practice Squad)									(Not With Team)				
9/30		Buf	0	0	0-0	0	0	2	1	0-0	0	0	0	1	0-0	0	0	0	0	0-0	0	0					(Practice Squad)				(Inactive)	
10/7	at	Det			(Did Not Play)			4	0	0-0	0	0	0	0	0-0	0	0	0	0	0-0	0	1					(Did Not Play)				(Inactive)	
10/15		SF			(Did Not Play)			3	0	0-0	0	0	0	0	0-0	0	0	0	0	0-0	0	0	0	0	0	0	0	0	0	0		(Inactive)
10/28	at	LAR			(Inactive)			1	0	0-0	0	0	0	0	0-0	0	0		(Inactive)								0	0	0-0	0	0	(Inactive)
11/4	at	NE			(Inactive)			1	0	0-0	0	0	0	0	0-0	0	0		(Inactive)								1	1	0-0	0	0	5 3 0-0 0 1
11/11		Mia	0	0	0-0	0	0	0	0	0-0	0	0	0	0	0-0	0	0	2	0	0	0-0	0	1	0	1	0-0	0	0	0	2	0 0-0 1 1	
11/15	at	Sea																														
11/25	at	Min																														
12/2		Ari																														
12/9		Atl																														
12/16	at	Chi																														
12/23	at	NYJ																														
12/30		Det																														
SEASON			2	1	0-0	0	0	12	2	0-0	0	0	0	1	0-0	0	0	2	0	0-0	0	2	1	2	0-0	0	0	7	3	0-0	1	2
CAREER			60	41	2-10	1	5	12	2	0-0	0	0	0	1	0-0	0	0	2	0	0-0	0	2	1	2	0-0	0	0	198	58	1-3	9	62

J.Jones							R.Greene																								
		UT	A	Sk	Int	PD	UT	A	Sk	Int	PD																				
9/9	Chi			(Inactive)					(Inactive)																						
9/16	Min			(Inactive)					(Inactive)																						
9/23	at Was			(Inactive)			0	0	0-0	0	0																				
9/30	Buf	0	0	0-0	0	0	0	0	0-0	0	0																				
10/7	at Det	0	0	0-0	0	0	0	0	0-0	0	0																				
10/15	SF	0	0	0-0	0	0	0	0	0-0	0	0																				
10/28	at LAR	0	0	0-0	0	0	0	0	0-0	0	0																				
11/4	at NE	6	1	0-0	0	0	0	0	0-0	0	0																				
11/11	Mia	5	0	0-0	0	0	1	0	1-12	0	1																				
11/15	at Sea																														
11/25	at Min																														
12/2	Ari																														
12/9	Atl																														
12/16	at Chi																														
12/23	at NYJ																														
12/30	Det																														
SEASON		11	1	0-0	0	0	1	0	1-12	0	1																				
CAREER		75	8	2-14	1	7	1	0	1-12	0	1																				

## DEFENSIVE FUMBLE STATISTICS

### FORCED FUMBLES (3)

N.Perry - (1) vs. Chicago, Sept. 9 (M.Trubisky)  
K.Clark - (1) vs. Buffalo, Sept. 30 (J.Allen)  
H.Clinton-Dix - (1) vs. San Francisco, Oct. 15 (K.Juszczyk)

### FUMBLE RECOVERIES (4)

K.Clark - (2) vs. Chicago, Sept. 9 (M.Trubisky); vs. Buffalo, Sept. 30 (J.Allen)  
K.King - (1) vs. San Francisco, Oct. 15 (K.Juszczyk)  
R.Gilbert - (1) vs. Miami, Nov. 11 (B.Osweiler)

## INDIVIDUAL STATISTICS, DEFENSE

### QUARTERBACK SACKS (31-221)

9/9		Chicago:	(4-16)	K.Brice 1-0, M.Daniels 1-0, N.Perry 1-7, Team 1-9.
9/16		Minnesota:	(2-13)	K.Clark 1-7, J.Alexander 0.5-3, R.Gilbert 0.5-3.
9/23	at	Washington:	(0-0)	None.
9/30		Buffalo:	(7-64)	K.Fackrell 3-24, R.Gilbert 1-7, B.Martinez 1-8, J.Whitehead 1-16, C.Matthews 0.5-4.5, N.Perry 0.5-4.5.
10/7	at	Detroit:	(3-13)	B.Martinez 2-8, H.Clinton-Dix 1-5.
10/15		San Francisco:	(2-18)	K.Clark 1-6, C.Matthews 1-12.
10/28	at	L.A. Rams:	(5-26)	K.Clark 2-12, K.Fackrell 1-4, B.Martinez 1-10, C.Matthews 1-0.
11/4	at	New England:	(2-21)	M.Daniels 1-10, A.Morrison 1-11.
11/11		Miami:	(6-50)	M.Adams 1-2, K.Clark 1-9, K.Fackrell 1-8, R.Gilbert 1-12, R.Greene 1-12, D.Lowry 1-7.
11/15	at	Seattle:		
11/25	at	Minnesota:		
12/2		Arizona:		
12/9		Atlanta:		
12/16	at	Chicago:		
12/23	at	N. Y. Jets:		
12/30		Detroit:		

**SEASON TOTALS: (31-221):** K.Clark 5-34, K.Fackrell 5-36, B.Martinez 4-26, R.Gilbert 2.5-22, C.Matthews 2.5-16.5, M.Daniels 2-10, N.Perry 1.5-11.5, M.Adams 1-2, K.Brice 1-0, H.Clinton-Dix 1-5, R.Greene 1-12, D.Lowry 1-7, A.Morrison 1-11, Team 1-9, J.Whitehead 1-16, J.Alexander 0.5-3.

### QUARTERBACK HITS (37)

9/9		Chicago:	(2)	K.Clark 1, M.Wilkerson 1.
9/16		Minnesota:	(5)	R.Gilbert 2, M.Daniels 1, C.Matthews 1, M.Wilkerson 1.
9/23	at	Washington:	(2)	M.Daniels 1, C.Matthews 1.
9/30		Buffalo:	(4)	K.Clark 1, M.Daniels 1, A.Morrison 1, J.Whitehead 1.
10/7	at	Detroit:	(3)	K.Clark 1, M.Daniels 1, N.Perry 1.
10/15		San Francisco:	(3)	K.Clark 1, H.Clinton-Dix 1, N.Perry 1.
10/28	at	L.A. Rams:	(6)	K.Clark 1, R.Gilbert 1, T.Lancaster 1, D.Lowry 1, C.Matthews 1, J.Whitehead 1.
11/4	at	New England:	(3)	M.Daniels 2, N.Perry 1.
11/11		Miami:	(9)	C.Matthews 2, M.Adams 1, K.Clark 1, M.Daniels 1, K.Fackrell 1, R.Gilbert 1, R.Greene 1, D.Lowry 1.
11/15	at	Seattle:		
11/25	at	Minnesota:		
12/2		Arizona:		
12/9		Atlanta:		
12/16	at	Chicago:		
12/23	at	N.Y. Jets:		
12/30		Detroit:		

**SEASON TOTALS: (37):** M.Daniels 7, K.Clark 6, C.Matthews 5, R.Gilbert 4, N.Perry 3, D.Lowry 2, J.Whitehead 2, M.Wilkerson 2, M.Adams 1, H.Clinton-Dix 1, K.Fackrell 1, R.Greene 1, T.Lancaster 1, A.Morrison 1.

### PASSES DEFENSED (47)

9/9		Chicago:	(5)	J.Alexander 1, K.Brice 1, J.Jackson 1, B.Martinez 1, J.Whitehead 1.
9/16		Minnesota:	(6)	H.Clinton-Dix 2, K.Clark 1, B.Martinez 1, N.Perry 1, J.Whitehead 1.
9/23	at	Washington:	(3)	K.Clark 1, H.Clinton-Dix 1, B.Martinez 1.
9/30		Buffalo:	(7)	J.Alexander 2, J.Jackson 2, H.Clinton-Dix 1, N.Perry 1, T.Williams 1.
10/7	at	Detroit:	(5)	J.Jackson 2, K.Brice 1, T.Brown 1, K.King 1.
10/15		San Francisco:	(4)	N.Perry 3, K.King 1.
10/28	at	L.A. Rams:	(7)	J.Alexander 5, K.Brice 1, K.King 1.
11/4	at	New England:	(5)	J.Alexander 2, J.Jackson 2, B.Breeland 1.
11/11		Miami:	(5)	J.Alexander 2, B.Breeland 1, T.Brown 1, R.Greene 1.
11/15	at	Seattle:		
11/25	at	Minnesota:		
12/2		Arizona:		
12/9		Atlanta:		
12/16	at	Chicago:		
12/23	at	N.Y. Jets:		
12/30		Detroit:		

**SEASON TOTALS: (47):** J.Alexander 12, J.Jackson 7, N.Perry 5, H.Clinton-Dix 4, K.Brice 3, K.King 3, B.Martinez 3, B.Breeland 2, T.Brown 2, K.Clark 2, J.Whitehead 2, R.Greene 1, T.Williams 1.

INDIVIDUAL STATISTICS, SPECIAL TEAMS

PUNTING		JK Scott							
		No	Yds	Avg	TB	In20	Lg	Bk	Net
9/9	Chi	4	192	48.0	0	1	58	0	36.8
9/16	Min	5	259	51.8	1	2	63	0	45.2
9/23	at Was	5	232	46.4	0	2	58	0	44.6
9/30	Buf	4	171	42.8	1	2	51	0	38.0
10/7	at Det	0	0	--	0	0	--	0	--
10/15	SF	4	155	38.8	1	1	41	0	33.8
10/28	at LAR	5	214	42.8	1	0	55	0	38.4
11/4	at NE	5	210	42.0	0	1	53	0	42.0
11/11	Mia	1	37	37.0	0	1	37	1	18.5
11/15	at Sea								
11/25	at Min								
12/2	Ari								
12/9	Atl								
12/16	at Chi								
12/23	at NYJ								
12/30	Det								
SEASON		33	1470	44.5	4	10	63	1	38.9
CAREER		33	1470	44.5	4	10	63	1	38.9

KICKING		M.Crosby			Kickoffs			
		FG	PAT	Pts	No. Ret	TB	Pct	OB
9/9	Chi	1/1	3/3	6	1	4	80.0	0
9/16	Min	5/6	2/2	17	2	6	75.0	0
9/23	at Was	1/1	2/2	5	2	2	50.0	0
9/30	Buf	3/3	1/2	10	2	3	60.0	0
10/7	at Det	1/5	0/1	3	1	3	75.0	0
10/15	SF	4/4	3/3	15	5	2	28.6	0
10/28	at LAR	2/2	3/3	9	3	3	50.0	0
11/4	at NE	1/1	2/2	5	2	2	50.0	0
11/11	Mia	1/1	4/4	7	5	1	16.7	0
11/15	at Sea							
11/25	at Min							
12/2	Ari							
12/9	Atl							
12/16	at Chi							
12/23	at NYJ							
12/30	Det							
SEASON		19/24	20/22	77	23	26	53.1	0
CAREER		296/369	534/545	1422	83	334	34.0	16

ADDITIONAL KICKOFFS:

ONSIDE KICK RECOVERIES

OWN KICKS (0/1)  
Failed - M.Jones at Det (Oct. 7).

OPPONENT KICKS (0/0)

BLOCKED KICKS

PACKERS (1)  
G.Allison - (1) vs. Minnesota, Sept. 16 (M.Wile)

OPPONENTS (1)  
B.Bolden - (1) vs. Miami, Nov. 11 (J.Scott)

KICKOFF RETURNS		T.Montgomery					B.Breeland				
		No	Yds	Avg	Lg	TD	No	Yds	Avg	Lg	TD
9/9	Chi	2	47	23.5	25	0					
9/16	Min	0	0	--	--	0					(Not With Team)
9/23	at Was	1	25	25.0	25	0					(Not With Team)
9/30	Buf	0	0	--	--	0					(Not With Team)
10/7	at Det	2	29	14.5	21	0					(Inactive)
10/15	SF	2	41	20.5	22	0					(Inactive)
10/28	at LAR	3	68	22.7	27	0					(Inactive)
11/4	at NE						2	43	21.5	23	0
11/11	Mia						1	19	19.0	19	0
11/15	at Sea										
11/25	at Min										
12/2	Ari										
12/9	Atl										
12/16	at Chi										
12/23	at NYJ										
12/30	Det										
SEASON		10	210	21.0	27	0	3	62	20.7	23	0
CAREER		35	794	22.7	46	0	14	288	20.6	35	0

ADDITIONAL KICKOFF RETURNS: L.Patrick 2-23, M.Valdes-Scantling 1-21.

PUNT RETURNS		R.Cobb						T.Williams					
		No	Yds	Avg	FC	Lg	TD	No	Yds	Avg	FC	Lg	TD
9/9	Chi	1	17	17.0	3	17	0	0	0	--	0	--	0
9/16	Min	2	0	0.0	1	0	0	0	0	--	0	--	0
9/23	at Was	4	29	7.3	1	11	0	0	0	--	0	--	0
9/30	Buf			(Inactive)				5	20	4.0	2	9	0
10/7	at Det			(Inactive)				1	2	2.0	2	2	0
10/15	SF			(Inactive)				1	6	6.0	2	6	0
10/28	at LAR	0	0	--	0	--	0	1	13	13.0	2	13	0
11/4	at NE	0	0	--	0	--	0	0	0	--	0	--	0
11/11	Mia			(Inactive)				1	19	19.0	0	19	0
11/15	at Sea												
11/25	at Min												
12/2	Ari												
12/9	Atl												
12/16	at Chi												
12/23	at NYJ												
12/30	Det												
SEASON		7	46	6.6	5	17	0	9	60	6.7	8	19	0
CAREER		89	832	9.3	66	80t	2	71	640	9.0	36	94t	1

ADDITIONAL PUNT RETURNS: K.King 1-0.

SPECIAL TEAMS FUMBLE STATISTICS

FORCED FUMBLES (1)  
R.Greene - (1) vs. San Francisco, Oct. 15 (D.Reed)

FUMBLE RECOVERIES (1)  
J.Crawford - (1) vs. San Francisco, Oct. 15 (D.Reed)

# DRIVE STATISTICS

## PACKERS SCORING DRIVES (game-by-game)

Date	Opponent	Plays	Yards	Time	Result	Qtr	Scoring Play	Quarterback
9/9	Chicago	12	46	5:37	FG	3	M.Crosby 42 field goal	A.Rodgers
9/9	Chicago	8	81	2:55	TD	4	A.Rodgers 39 pass to G.Allison	A.Rodgers
9/9	Chicago	5	75	2:51	TD	4	A.Rodgers 12 pass to D.Adams	A.Rodgers
9/9	Chicago	3	75	0:26	TD	4	A.Rodgers 75 pass to R.Cobb	A.Rodgers
9/16	Minnesota	11	75	5:36	TD	1	A.Rodgers 9 pass to D.Adams	A.Rodgers
9/16	Minnesota	5	43	1:37	FG	2	M.Crosby 37 field goal	A.Rodgers
9/16	Minnesota	10	67	5:04	FG	3	M.Crosby 40 field goal	A.Rodgers
9/16	Minnesota	10	62	6:42	FG	4	M.Crosby 31 field goal	A.Rodgers
9/16	Minnesota	10	39	5:05	FG	4	M.Crosby 48 field goal	A.Rodgers
9/16	Minnesota	4	-5	0:19	FG	4	M.Crosby 36 field goal	A.Rodgers
9/23	Washington	9	52	4:22	FG	2	M.Crosby 41 field goal	A.Rodgers
9/23	Washington	4	76	2:11	TD	2	A.Rodgers 64 pass to G.Allison	A.Rodgers
9/23	Washington	15	75	7:02	TD	3	A.Rodgers 2 pass to D.Adams	A.Rodgers
9/30	Buffalo	6	56	2:39	TD	1	A.Rodgers 3 pass to J.Graham	A.Rodgers
9/30	Buffalo	9	83	5:22	TD	2	A.Jones 3 run	A.Rodgers
9/30	Buffalo	7	40	0:43	FG	2	M.Crosby 52 field goal	A.Rodgers
9/30	Buffalo	10	57	3:47	FG	3	M.Crosby 36 field goal	A.Rodgers
9/30	Buffalo	7	39	2:26	FG	4	M.Crosby 52 field goal	A.Rodgers
10/7	Detroit	11	75	5:20	TD	3	A.Rodgers 3 pass to M.Valdes-Scantling	A.Rodgers
10/7	Detroit	11	55	4:41	TD	3	A.Rodgers 1 pass to L.Kendricks	A.Rodgers
10/7	Detroit	8	75	3:54	TD	4	A.Rodgers 12 pass to D.Adams	A.Rodgers
10/7	Detroit	6	74	1:02	FG	4	M.Crosby 41 field goal	A.Rodgers
10/15	San Francisco	4	77	1:42	TD	1	T.Montgomery 2 run	A.Rodgers
10/15	San Francisco	5	23	1:29	FG	1	M.Crosby 29 field goal	A.Rodgers
10/15	San Francisco	5	79	2:54	TD	1	A.Rodgers 9 pass to D.Adams	A.Rodgers
10/15	San Francisco	9	23	4:38	FG	2	M.Crosby 39 field goal	A.Rodgers
10/15	San Francisco	7	42	3:43	FG	3	M.Crosby 51 field goal	A.Rodgers
10/15	San Francisco	4	58	1:05	TD	4	A.Rodgers 16 pass to D.Adams	A.Rodgers
10/15	San Francisco	10	81	1:07	FG	4	M.Crosby 27 field goal	A.Rodgers
10/28	L.A. Rams	6	75	2:03	TD	1	J.Williams 1 run	A.Rodgers
10/28	L.A. Rams	7	45	3:53	FG	2	M.Crosby 41 field goal	A.Rodgers
10/28	L.A. Rams	9	38	4:19	FG	3	M.Crosby 53 field goal	A.Rodgers
10/28	L.A. Rams	5	75	1:37	TD	3	A.Jones 33 run	A.Rodgers
10/28	L.A. Rams	5	75	2:49	TD	4	A.Rodgers 40 pass to M.Valdes-Scantling	A.Rodgers
11/4	New England	14	62	6:35	FG	1	M.Crosby 29 field goal	A.Rodgers
11/4	New England	13	79	6:48	TD	2	A.Rodgers 2 pass to D.Adams	A.Rodgers
11/4	New England	7	76	3:42	TD	3	A.Rodgers 15 pass to J.Graham	A.Rodgers
11/11	Miami	8	70	4:54	TD	1	A.Rodgers 7 pass to D.Adams	A.Rodgers
11/11	Miami	3	71	1:25	TD	2	A.Jones 2 run	A.Rodgers
11/11	Miami	5	60	2:10	TD	3	A.Jones 10 run	A.Rodgers
11/11	Miami	3	12	1:27	TD	3	A.Rodgers 25 pass to D.Adams	A.Rodgers
11/11	Miami	11	60	5:58	FG	4	M.Crosby 38 field goal	A.Rodgers

## Scoring-Drive Length, Regular Season

Length	Packers		Opponent	
	TD	FG	TD	FG
(minus)	0	1	0	0
0—9	0	0	1	2
10—19	1	0	0	1
20—29	0	2	1	2
30—39	0	3	0	2
40—49	0	5	0	1
50—59	2	3	2	2
60—69	1	4	4	3
70—79	17	0	13	2
80—89	2	1	1	0
90—99	0	0	1	0
SEASON	23	19	23	15

## Possessions at a glance

Reg. Season	No.	Avg. Snaps	*3-Plays & Out	Snaps/TD
Packers	103	5.7	17	25.7
Opponent	105	5.4	22	24.7

\*—less if turnover, no first downs or score

## Game-Opening Drives

Game		Packers			Opponent		
		Pts	FD	Yds	Pts	FD	Yds
9/9	Chi	0	1	12	7	5	86
9/16	Min	0	2	23	0	1	7
9/23	at Was	0	1	11	7	2	75
9/30	Buf	0	2	24	0	0	9
10/7	at Det	0	4	65	0	2	19
10/15	SF	7	3	77	7	4	75
10/28	at LAR	0	2	24	0	1	19
11/4	at NE	3	6	62	7	5	59
11/11	Mia	7	6	70	0	3	50
11/15	at Sea						
11/25	at Min						
12/2	Ari						
12/9	Atl						
12/16	at Chi						
12/23	at NYJ						
12/30	Det						
SEASON		17	27	368	28	23	399

## Second-Half Opening Drives

Game		Packers			Opponent		
		Pts	FD	Yds	Pts	FD	Yds
9/9	Chi	3	4	46	3	4	60
9/16	Min	3	3	67	0	1	13
9/23	at Was	7	6	75	0	0	5
9/30	Buf	3	3	57	0	2	24
10/7	at Det	8	5	75	0	2	33
10/15	SF	3	2	42	3	2	49
10/28	at LAR	3	3	38	0	0	5
11/4	at NE	7	3	76	0	4	74
11/11	Mia	0	0	1	3	0	6
11/15	at Sea						
11/25	at Min						
12/2	Ari						
12/9	Atl						
12/16	at Chi						
12/23	at NYJ						
12/30	Det						
SEASON		37	29	477	9	15	269

## DRIVE STATISTICS

### YARDS-GAINED ANALYSIS, REGULAR SEASON

	1st Down . . . .			2nd Down . . . .			3rd Down . . . .			4th Down . . . .			Season . . . . .			By Quarter . . . . .				By Half . . . . .		
	Att	Yds	Avg	Att	Yds	Avg	Att	Yds	Avg	Att	Yds	Avg	Att	Yds	Avg	1st	2nd	3rd	4th	1st	2nd	OT
Packers	272	1707	6.3	193	1035	5.4	115	838	7.3	11	49	4.5	591	3629	6.1	892	771	890	1062	1663	1952	14
Opponents	249	1425	5.7	187	1197	6.4	123	485	3.9	8	6	0.8	567	3113	5.5	861	888	579	683	1749	1262	102

### DRIVE ENGINEERING, REGULAR SEASON

	Drives	Drives ended by .....									Points
QB	<u>Started</u>	<u>TD</u>	<u>FG</u>	<u>MFG</u>	<u>PUNT</u>	<u>BLK</u>	<u>DOWN</u>	<u>TO</u>	<u>SAF</u>	<u>CLK</u>	<u>Yielded</u>
A.Rodgers	100	23	19	5	33	1	7	7	1	4	216
D.Kizer	3	0	0	0	0	0	0	2	0	1	0
Packers	103	23	19	5	33	1	7	9	1	5	216
Opponents	105	23	15	4	41	1	4	10	0	7	207

### RED-ZONE EFFICIENCY

	Regular Season	
	Packers	Opponent
Times Penetrated Opponent 20 . . . . .	30	29
Total Scores . . . . .	27	24
Touchdowns . . . . .	18	16
Field Goals-Attempts . . . . .	9-10	8-9
Touchdown Percentage . . . . .	.600	.552
Scoring Percentage . . . . .	.900	.828
Turnovers . . . . .	1	1
Downs . . . . .	1	1
Missed Field Goals . . . . .	1	1
Time Ran Out . . . . .	0	0
Ended Not Trying To Score . . . . .	0	2
Scores From Outside The 20 . . . . .	18	14
Touchdowns . . . . .	6	7
Field Goals . . . . .	12	7

### AVERAGE FIELD POSITION

	Regular Season	
	Packers	Opponent
Drives Started . . . . .	103	105
Average Field Position . . . . .	GB27	OPP30
Drives Started in Plus Territory . . . . .	6	13
Scores . . . . .	4	7
Touchdowns . . . . .	1	2
Field Goals . . . . .	3	5
Missed Field Goals . . . . .	0	0
Blocked Field Goals . . . . .	0	0
Punts . . . . .	0	2
Turnovers . . . . .	0	0
Turnover on Downs . . . . .	1	1
Ran Out Clock . . . . .	1	3
Did Not Attempt to Score . . . . .	1	3
Drives Started Inside Own 20 . . . . .	23	18

### GOAL-TO-GO SITUATIONS, REGULAR SEASON

Summary .....										GTG Plays .....	
	Total	TD	Pct	FG	MFG	TO	CLK	DOWN	Plays	TD	
Packers	17	13	.765	2	1	1	0	0	32	13	
Opponents	18	13	.722	3	0	0	1	1	39	13	

## 2018 SUPERLATIVES

### LONGEST REGULAR-SEASON RETURNS

#### Packers

Type	Yards	Opp. Date	Player
Interception	27	vs. Buf, Sept. 30	J. Alexander
Kickoff	27	at LAR, Oct. 28	T. Montgomery
Interception	26	vs. Mia, Nov. 11	B. Breeland
Kickoff	25	vs. Chi, Sept. 9	T. Montgomery
Kickoff	25	at Was, Sept. 23	T. Montgomery
Interception	24	vs. Min, Sept. 16	H. Clinton-Dix
Kickoff	23	at NE, Nov. 4	B. Breeland
Kickoff	22	vs. Chi, Sept. 9	T. Montgomery
Kickoff	22	vs. SF, Oct. 15	T. Montgomery
Kickoff	22	at LAR, Oct. 28	T. Montgomery
Kickoff	21	vs. Chi, Sept. 9	M. Valdes-Scantling
Kickoff	21	at Det, Oct. 7	T. Montgomery
Kickoff	20	at NE, Nov. 4	B. Breeland

No. of returns 20-plus yards in length: 13

No. of returns 40-plus yards in length: 0

#### Opponent

Type	Yards	Opp. Date	Player
Kickoff	46	vs. Min, Sept. 16	M. Hughes
Punt	42	vs. Chi, Sept. 9	T. Cohen
Kickoff	36	at NE, Nov. 4	C. Patterson
Kickoff	32	vs. SF, Oct. 15	R. James
Kickoff	30	at Det, Oct. 7	A. Abdullah
Kickoff	30	vs. SF, Oct. 15	D. Reed
Kickoff	30	vs. Mia, Nov. 11	J. Grant
Kickoff	28	vs. Min, Sept. 16	H. Hill
Kickoff	28	vs. SF, Oct. 15	R. James
Kickoff	28	at NE, Nov. 4	C. Patterson
Interception	27t	vs. Chi, Sept. 9	K. Mack
Kickoff	25	vs. SF, Oct. 15	R. James
Kickoff	25	at LAR, Oct. 28	B. Countess
Kickoff	23	vs. SF, Oct. 15	R. James
Kickoff	22	vs. Mia, Nov. 11	J. Grant

No. of returns 20-plus yards in length: 15

No. of returns 40-plus yards in length: 2

### LONGEST REGULAR-SEASON PLAYS FROM SCRIMMAGE

#### Packers

Yards	Opp.	Play
75t	vs. Chi	A. Rodgers to R. Cobb
67	vs. Mia	A. Jones run
64t	at Was	A. Rodgers to G. Allison
60	vs. SF	A. Rodgers to M. Valdes-Scantling
54	at Det	A. Rodgers to E. St. Brown
54	vs. SF	A. Rodgers to J. Graham
51	vs. Chi	A. Rodgers to D. Adams
51	at NE	A. Rodgers to M. Valdes-Scantling
48	at LAR	A. Rodgers to D. Adams
43	vs. Buf	A. Rodgers to T. Montgomery

#### Long run:

67	vs. Mia	A. Jones
33t	at LAR	A. Jones
30	vs. Buf	A. Jones
26	vs. Mia	R. Greene
21	vs. SF	A. Rodgers

No. plays 20-plus yards: 40

No. plays 40-plus yards: 12

#### Opponent

Yards	Opp.	Play
75t	vs. Min	K. Cousins to S. Diggs
67t	vs. SF	C. Beathard to M. Goodwin
60	at Det	M. Stafford to K. Golladay
55t	at NE	T. Brady to J. Gordon
50	at Was	A. Smith to V. Davis
46t	at Was	A. Smith to P. Richardson
41	at Was	A. Peterson run
39	vs. Mia	F. Gore run
39	vs. Mia	B. Osweiler to D. Amendola
37	at NE	J. Edelman to J. White

#### Long run:

41	at Was	A. Peterson
39	vs. Mia	F. Gore
26	vs. SF	R. Mostert
24	at Det	K. Johnson
23	at LAR	T. Gurley

No. plays 20-plus yards: 34

No. plays 40-plus yards: 7

## MISCELLANEOUS

### WEEKLY INACTIVES

9/9	Chicago:	T. Boyle, O. Burks, T. Davis, R. Greene, J. Jones, A. Light, J. Moore
9/16	Minnesota:	O. Burks, D. Burton, R. Greene, J. Jones, A. Light, J. Moore, E. St. Brown
9/23	at Washington:	T. Boyle, D. Jackson, J. Jones, K. King, A. Light, J. Moore, E. St. Brown
9/30	Buffalo:	T. Boyle, B. Breeland, R. Cobb, D. Jackson, K. King, A. Light, J. McCray
10/7	at Detroit:	J. Alexander, G. Allison, T. Boyle, B. Breeland, R. Cobb, A. Light, J. Whitehead
10/15	San Francisco:	J. Alexander, G. Allison, T. Boyle, B. Breeland, R. Cobb, A. Light, J. Spriggs
10/28	at L.A. Rams:	T. Boyle, B. Breeland, T. Brown, A. Light, J. McCray, J. Moore, K. Toomer
11/4	at New England:	G. Allison, T. Boyle, T. Brown, D. Kaser, A. Light, J. McCray, K. Toomer
11/11	Miami:	T. Boyle, I. Campbell, R. Cobb, K. King, A. Light, W. Redmond
11/15	at Seattle:	
11/25	at Minnesota:	
12/2	Arizona:	
12/9	Atlanta:	
12/16	at Chicago:	
12/23	at N.Y. Jets:	
12/30	Detroit:	

**SEASON TOTALS:** A. Light (9), T. Boyle (8), B. Breeland (4), R. Cobb (4), J. Moore (4), G. Allison (3), J. Jones (3), K. King (3), J. McCray (3), J. Alexander (2), T. Brown (2), O. Burks (2), R. Greene (2), D. Jackson (2), E. St. Brown (2), K. Toomer (2), D. Burton (1), I. Campbell (1), T. Davis (1), D. Kaser (1), W. Redmond (1), J. Spriggs (1), J. Whitehead (1).

### TIME SPENT IN THE LEAD

Opponent	Packers In Lead	Packers Trailing
9/9	Chi.....2:29	39:47
9/16	Min.....36:21	0:00
9/23	at Was.....0:00	57:54
9/30	Buf.....50:19	0:00
10/7	at Det.....0:00	55:30
10/15	SF.....16:34	25:52
10/28	at LAR.....35:27	15:34
11/4	at NE.....0:00	37:36
11/11	Mia.....51:07	0:00
11/15	at Sea.....	
11/25	at Min.....	
12/2	Ari.....	
12/9	Atl.....	
12/16	at Chi.....	
12/23	at NYJ.....	
12/30	Det.....	
<b>SEASON</b>	<b>.....192:17</b>	<b>232:13</b>
<b>SEASON AVG</b>	<b>.....21:22</b>	<b>25:48</b>

### NON-OFFENSIVE SCORES

#### REGULAR SEASON

**Packers (1):** J. Jackson 0-yard blocked-punt return vs. Min, Sept. 16.

**Opponent (2):** K. Mack 27-yard interception return vs. Chi, Sept. 9; A. Jones tackled in the end zone by M. Barron for a safety at LAR, Oct. 28.

### TWO-POINT CONVERSIONS

#### REGULAR SEASON

**Packers (1-2):** A. Rodgers-J. Williams pass at Det (Oct. 7)

**Opponent (2-3):** K. Cousins-S. Diggs pass vs. Min (Sept. 16), J. Goff-T. Gurley pass at LAR (Oct. 28)

# PENALTIES AND REPLAY CHALLENGES

## PENALTY STATISTICS

	Regular Season	
	Packers	Opponent
Times Penalized after Offensive Gain . . . . .	12	14
Gains Wiped Out, Offensive Penalties . . . . .	146	167
Touchdowns Cost . . . . .	1	1
Field Goals Cost . . . . .	0	0
First Downs Lost . . . . .	6	4
Intentional-Grounding Penalties . . . . .	3	0
Defensive Pass Interference, Times Flagged . . . . .	4	2
Yards Given Up . . . . .	45	42
Defensive 3rd/4th Down Flags (kept drive alive) . . . . .	7	4
Kick/Punt Return Penalties . . . . .	8	4
Return Yards Wiped Out . . . . .	158	0

**Touchdowns nullified — GREEN BAY (1):** A.Rodgers 12-yard pass to J.Graham vs. Min (Sept. 16)

**OPPONENTS (1):** M.Stafford 46-yard pass to K.Golladay at Det (Oct. 7)

## 2018 REGULAR-SEASON REPLAY CHALLENGES

### PACKERS (1/1)

Date, Opp.	Initial Ruling	Ruling
9/9, vs. Chi	J.Howard in bounds . . . . .	Reversed

### OPPONENTS (3/3)

Date, Opp.	Initial Ruling	Ruling
10/7, at Det	A.Rodgers completed pass to D.Adams . . . . .	Reversed
10/28, at LAR	J.Goff pass incomplete to B.Cooks . . . . .	Reversed
11/4, at NE	A.Rodgers completed pass to D.Adams . . . . .	Reversed

### REPLAY ASSISTANT (3/10)

*Last two minutes of the half, overtime, turnovers and scoring plays*

Date, Opp.	Initial Ruling	Ruling
9/23, at Was	A.Peterson touchdown . . . . .	Upheld
9/23, at Was	D.Adams touchdown . . . . .	Upheld
9/23, at Was	R.Cobb fumble . . . . .	Upheld
9/30, vs. Buf	J.Allen fumble . . . . .	Upheld
10/7, at Det	K.King fumble . . . . .	Upheld
10/7, at Det	M.Valdes-Scantling touchdown . . . . .	Reversed
10/15, vs. SF	A.Jones touchdown . . . . .	Reversed
10/28, at LAR	J.Graham touchdown . . . . .	Reversed
10/28, at LAR	J.Goff pass incomplete to T.Gurley . . . . .	Reversed
11/4, at NE	C.Patterson touchdown . . . . .	Reversed

## 2018 REGULAR-SEASON PENALTIES ACCEPTED (64)

### OFFENSE (29)

**Delay of Game (5)** — Team vs. Chi (Sept. 9), Team vs. Chi (Sept. 9), Team vs. Min (Sept. 16), Team vs. SF (Oct. 15), Team at NE (Nov. 4)

**False Start (8)** — B.Bulaga vs. Chi (Sept. 9), J.McCray vs. Min (Sept. 16), B.Bulaga vs. Min (Sept. 16), J.Spriggs at Was (Sept. 23), J.Graham vs. Buf (Sept. 30), B.Bulaga vs. SF (Oct. 15), M.Lewis vs. Mia (Nov. 11), A.Jones vs. Mia (Nov. 11)

**Holding (9)** — J.McCray vs. Chi (Sept. 9), L.Taylor vs. Min (Sept. 16), D.Bakhtiari vs. Min (Sept. 16), B.Bulaga at Was (Sept. 23), L.Taylor at Was (Sept. 23), G.Allison at Was (Sept. 23), J.Spriggs at Was (Sept. 23), B.Bulaga vs. Buf (Sept. 30), D.Bakhtiari at NE (Nov. 4)

**Illegal Crackback (1)** — D.Adams vs. Mia (Nov. 11)

**Illegal Formation (1)** — Team at Det (Oct. 7)

**Illegal Shift (1)** — Team at Det (Oct. 7)

**Intentional Grounding (3)** — A.Rodgers vs. Chi (Sept. 9), A.Rodgers at Det (Oct. 7), A.Rodgers vs. SF (Oct. 15)

**Pass Interference (1)** — D.Adams vs. Min (Sept. 16)

### DEFENSE (23)

**Face Mask (3)** — J.Jackson vs. Buf (Sept. 30), K.King at Det (Oct. 7), J.Jackson at Det (Oct. 7)

**Holding (4)** — J.Jackson vs. SF (Oct. 15), K.Clark at LAR (Oct. 28), B.Breeland at NE (Nov. 4), B.Breeland vs. Mia (Nov. 11)

**Illegal Contact (1)** — J.Jackson vs. Mia (Nov. 11)

**Neutral-Zone Infraction (1)** — D.Lowry at LAR (Oct. 28)

**Pass Interference (4)** — J.Alexander at Was (Sept. 23), T.Williams at Was (Sept. 23), D.House at Was (Sept. 23), B.Breeland at NE (Nov. 4)

**Offsides (1)** — M.Daniels at Det (Oct. 7)

**Roughing the Passer (5)** — N.Perry vs. Chi (Sept. 9), M.Wilkerson vs. Chi (Sept. 9), C.Matthews vs. Chi (Sept. 9), C.Matthews vs. Min (Sept. 16), C.Matthews at Was (Sept. 23)

**Taunting (1)** — T.Brown at Det (Oct. 7)

**Unnecessary Roughness (2)** — J.Jackson vs. Buf (Sept. 30), J.Whitehead at NE (Nov. 4)

**Unsportsmanlike Conduct (1)** — B.Martinez vs. Buf (Sept. 30)

### SPECIAL TEAMS (12)

**Holding (3)** — D.House at Was (Sept. 23), J.Jones at Det (Oct. 7), A.Morrison vs. SF (Oct. 15)

**Illegal Block Above the Waist (2)** — J.Whitehead at Was (Sept. 23), J.Jackson at Det (Oct. 7)

**Offsides (3)** — J.Moore at Det (Oct. 7), T.Brown at Det (Oct. 7), J.Jones at NE (Nov. 4)

**Roughing the Kicker (2)** — K.King at Det (Oct. 7), R.Tonyan at NE (Nov. 4)

**Unnecessary Roughness (2)** — T.Brown vs. SF (Oct. 15), J.Williams vs. Mia (Nov. 11)

## REGULAR-SEASON PACKERS WEEKLY LEADERS

## REGULAR-SEASON OPPONENTS WEEKLY LEADERS

[illegible]

# TURNOVER STATISTICS AND NOTES

## TURNOVER ANALYSIS

	Packers Take Aways			Packers Give Aways					NFC Rank	NFL Rank
	Int	Fum	Tot	Int	Fum	Tot	Diff	Cum		
CHI	0	1	1	1	1	2	-1	-1	10t	20t
MIN	1	0	1	0	0	0	+1	0	8t	13t
WAS	1	0	1	0	1	1	0	0	7t	12t
BUF	2	1	3	1	1	2	+1	+1	7	11t
DET	0	0	0	0	3	3	-3	-2	11t	23t
SF	1	2	3	0	0	0	+3	+1	7t	13t
BYE	-	-	-	-	-	-	-	+1	8	15t
LAR	0	0	0	0	1	1	-1	0	8t	17t
NE	0	0	0	0	1	1	-1	-1	9	18t
MIA	1	1	2	0	1	1	+1	0	9	17t
SEA										
MIN										
ARI										
ATL										
CHI										
NYJ										
DET										
Total	6	5	11	2	9	11	0	0	9	17t

HOME GAMES UPPERCASED IN BOLD

## Regular-Season Takeaway Breakdown

	Packers	Opponent
Total	11	11
Interceptions	6	2
Fumble Rec.	5	9
Points off Turnovers	32	37
Touchdowns	2	4
Field Goals	6	3
Didn't attempt score	0	1

## REGULAR-SEASON TOUCHDOWN RETURNS

Packers (0):

Opponent (1): K.Mack 27-yard interception return.

## 2018 RECORD WHEN...

When...	Record	Postseason
+4 turnover margin	0-0	0-0
+3 turnover margin	1-0	0-0
+2 turnover margin	0-0	0-0
+1 turnover margin	2-0-1	0-0
even turnover margin	0-1	0-0
-1 turnover margin	1-2	0-0
-2 turnover margin	0-0	0-0
-3 turnover margin	0-1	0-0
-4 turnover margin	0-0	0-0
recording 0 takeaways	0-3	0-0
recording 1 takeaway	1-1-1	0-0
recording 2 takeaways	1-0	0-0
recording 3 takeaways	2-0	0-0
recording 4 takeaways	0-0	0-0
recording 5 takeaways	0-0	0-0
recording 0 giveaways	1-0-1	0-0
recording 1 giveaway	1-3	0-0
recording 2 giveaways	2-0	0-0
recording 3 giveaways	0-1	0-0
recording 4 giveaways	0-0	0-0
recording 5 giveaways	0-0	0-0
recording 0 interceptions	1-3	0-0
recording 1 interception	2-1-1	0-0
recording 2 interceptions	1-0	0-0
recording 3 interceptions	0-0	0-0
recording 4 interceptions	0-0	0-0
surrendering 0 interceptions	2-4-1	0-0
surrendering 1 interception	2-0	0-0
surrendering 2 interceptions	0-0	0-0
surrendering 3 interceptions	0-0	0-0
recovering 0 fumbles	0-4-1	0-0
recovering 1 fumble	3-0	0-0
recovering 2 fumbles	1-0	0-0
recovering 3 fumbles	0-0	0-0
losing 0 fumbles	1-0-1	0-0
losing 1 fumble	3-3	0-0
losing 2 fumbles	0-0	0-0
losing 3 fumbles	0-1	0-0

## TAKEAWAY SUMMARY (11)

9/10	Seattle:	K.Clark (fumble recovery).
9/16	Minnesota:	H.Clinton-Dix (interception).
9/23	at Washington:	H.Clinton-Dix (interception).
9/30	Buffalo:	J.Alexander (interception), H.Clinton-Dix (interception), K.Clark (fumble recovery).
10/7	at Detroit:	None.
10/15	San Francisco:	J.Crawford (fumble recovery), K.King (fumble recovery, interception).
10/28	at L.A. Rams:	None.
11/4	at New England:	None.
11/11	Miami:	R.Gilbert (fumble recovery), B.Breeland (interception).
11/15	at Seattle:	
11/25	at Minnesota:	
12/2	Arizona:	
12/9	Atlanta:	
12/16	at Chicago:	
12/23	at N.Y. Jets:	
12/30	Detroit:	

**SEASON TOTALS:** H.Clinton-Dix 3 (three interceptions), K.Clark 2 (two fumble recoveries), K.King 2 (fumble recovery, interception), J.Alexander 1 (interception), J.Crawford 1 (fumble recovery), B.Breeland 1 (interception), R.Gilbert 1 (fumble recovery).

Note: Only fumbles lost are credited. Fumbles in which the team maintained possession are not included.

## GIVEAWAY SUMMARY (11)

9/10	Seattle:	D.Kizer (fumble), D.Kizer (interception).
9/16	Minnesota:	None.
9/23	at Washington:	R.Cobb (fumble).
9/30	Buffalo:	A.Rodgers (interception), A.Rodgers (fumble).
10/7	at Detroit:	K.King (fumble), A.Rodgers (fumble), A.Rodgers (fumble).
10/15	San Francisco:	None.
10/28	at L.A. Rams:	T.Montgomery (fumble).
11/4	at New England:	A.Jones (fumble).
11/11	Miami:	T.Williams (fumble).
11/15	at Seattle:	
11/25	at Minnesota:	
12/2	Arizona:	
12/9	Atlanta:	
12/16	at Chicago:	
12/23	at N.Y. Jets:	
12/30	Detroit:	

**SEASON TOTALS:** A.Rodgers 4 (interception, three fumbles), D.Kizer 2 (fumble, interception), R.Cobb 1 (fumble), A.Jones 1 (fumble), K.King 1 (fumble), T.Montgomery 1 (fumble), T.Williams 1 (fumble).

Note: Only fumbles lost are credited. Fumbles in which the team maintained possession are not included.

## TAKEAWAY POINTS

### Packers Regular Season (32)

Date	Opp.	Turnover	Result	Points
9/16	vs. Min	Interception	FG	3
9/30	vs. Buf	Interception	FG	3
9/30	vs. Buf	Fumble	FG	3
10/15	vs. SF	Fumble	FG	3
10/15	vs. SF	Fumble	FG	3
10/15	vs. SF	Interception	FG	3
11/11	vs. Mia	Fumble	TD	7
11/11	vs. Mia	Interception	TD	7

### Opponent Regular Season (37)

Date	Opp.	Turnover	Result	Points
9/9	vs. Chi	Interception	TD	7
9/23	at Was	Fumble	FG	3
10/7	at Det	Fumble	TD	7
10/7	at Det	Fumble	FG	3
10/7	at Det	Fumble	TD	7
11/4	at NE	Fumble	TD	7
11/11	vs. Mia	Fumble	FG	3

# REGULAR-SEASON PLAYER PARTICIPATION

NFL WEEK	1	2	3	4	5	6	8	9	10	11	12	13	14	15	16	17	— Season Totals —			
Player	CHI	MIN	at WAS	BUF	at DET	SF	at LAR	at NE	MIA	at SEA	at MIN	ARI	ATL	at CHI	at NYJ	DET	GP	GS	DNP	INA
Adams, Davante	WR	WR	WR	WR	WR	WR	WR	WR	WR								9	9	0	0
Adams, Montravius	SUB	SUB	SUB	SUB	SUB	SUB	SUB	SUB	SUB								9	0	0	0
Alexander, Jaire	SUB	SUB	CB	CB	INA	INA	3CB	CB	CB								7	5	0	2
Allison, Geronimo	3WR	3WR	3WR	WR	INA	INA	SUB	INA	IR								5	4	0	3
Bakhtiari, David	LT	LT	LT	LT	LT	LT	LT	LT	LT								9	9	0	0
Bell, Byron	SUB	SUB	SUB	RG	RG	RG	RG	RG	RG								9	6	0	0
Bouagnon, Joel	PS	PS	PS	PS	PS	-	-	-	-								0	0	0	0
Boyle, Tim	INA	DNP	INA	INA	INA	INA	INA	INA	INA								0	0	1	8
Bradley, Hunter	SUB	SUB	SUB	SUB	SUB	SUB	SUB	SUB	SUB								9	0	0	0
Brady, Sheldon	-	-	-	-	-	-	-	-	-								0	0	0	0
Breeland, Bashaud	-	-	-	INA	INA	INA	INA	3CB	CB								2	2	0	4
Brice, Kentrell	S	S	S	S	S	S	S	S	S								9	9	0	0
Brown, Tony	PS	PS	PS	SUB	SUB	SUB	INA	INA	SUB								4	0	0	2
Bulaga, Bryan	RT	RT	RT	RT	RT	RT	RT	RT	RT								9	9	0	0
Burks, Oren	INA	INA	SUB	SUB	ILB	ILB	SUB	ILB	SUB								7	3	0	2
Burton, Deante	-	INA	-	-	-	-	-	-	-								0	0	0	1
Campbell, Ibraheim	-	-	-	-	-	-	-	-	INA								0	0	0	1
Carson, Tra	-	-	-	-	-	PS	PS	SUB	SUB								2	0	0	0
Clark, Kenny	NT	NT	NT	NT	NT	NT	NT	NT	NT								9	9	0	0
Clinton-Dix, Ha Ha	S	S	S	S	S	S	S	-	-								7	7	0	0
Cobb, Randall	WR	WR	WR	INA	INA	INA	SUB	WR	INA								5	4	0	4
Coleman, Lavon	-	-	-	-	-	-	-	PS	PS								0	0	0	0
Coyle, Anthony	-	-	-	PS	PS	PS	PS	PS	PS								0	0	0	0
Crawford, James	SUB	SUB	SUB	SUB	SUB	SUB	SUB	SUB	SUB								9	0	0	0
Crosby, Mason	SUB	SUB	SUB	SUB	SUB	SUB	SUB	SUB	SUB								9	0	0	0
Daniels, Mike	SUB	DE	DE	DE	DE	DE	DE	DE	DE								9	8	0	0
Davis, Austin	PS	PS	PS	-	-	-	-	-	-								0	0	0	0
Davis, Trevor	INA	IR	IR	IR	IR	IR	IR	IR	IR								0	0	0	1
Donnerson, Kendall	PS	PS	PS	PS	PS	PS	PS	PS	PS								0	0	0	0
Evans, Marwin	PS	-	-	-	-	-	-	-	-								0	0	0	0
Fackrell, Kyler	SUB	SUB	SUB	SUB	SUB	SUB	SUB	SUB	SUB								9	0	0	0
Gilbert, Reggie	SUB	SUB	SUB	SUB	SUB	SUB	SUB	SUB	SUB								9	0	0	0
Graham, Jimmy	TE	TE	TE	TE	TE	SUB	TE	TE	TE								9	8	0	0
Greene, Raven	INA	INA	SUB	SUB	SUB	SUB	SUB	SUB	SUB								7	0	0	2
Hatcher, Keon	-	-	-	-	-	PS	PS	PS	PS								0	0	0	0
House, Davon	SUB	SUB	SUB	IR	IR	IR	IR	IR	IR								3	0	0	0
Jackson, Darius	SUB	SUB	INA	INA	-	-	-	-	-								2	0	0	2
Jackson, Josh	3CB	SUB	SUB	3CB	3CB	SUB	SUB	SUB	3CB								9	4	0	0
Jones, Aaron	SUS	SUS	SUB	SUB	SUB	RB	RB	RB	RB								7	4	0	0
Jones, Josh	INA	INA	INA	SUB	SUB	SUB	SUB	SUB	SUB								6	0	0	3
Kaser, Drew	-	-	-	-	-	-	-	INA	-								0	0	0	1
Kendricks, Lance	SUB	SUB	SUB	SUB	SUB	SUB	SUB	SUB	TE								9	1	0	0
Kerridge, Joe	PS	PS	PS	PS	PS	PS	PS	PS	-								0	0	0	0
King, Kevin	CB	CB	INA	INA	CB	CB	CB	CB	INA								6	6	0	3
Kizer, DeShone	SUB	DNP	DNP	DNP	DNP	DNP	DNP	DNP	DNP								1	0	8	0
Kumerow, Jake	IR	IR	IR	IR	IR	IR	IR	IR	IR								0	0	0	0
Lancaster, Tyler	PS	PS	PS	PS	DNP	SUB	SUB	SUB	SUB								4	0	1	0
Lewis, Mercedes	SUB	SUB	SUB	SUB	SUB	TE	TE	SUB	SUB								9	2	0	0
Light, Alex	INA	INA	INA	INA	INA	INA	INA	INA	INA								0	0	0	9
Linsley, Corey	C	C	C	C	C	C	C	C	C								9	9	0	0
Looney, James	PS	PS	PS	PS	PS	PS	PS	PS	PS								0	0	0	0
Lowry, Dean	SUB	SUB	SUB	DE	SUB	DE	SUB	SUB	SUB								9	2	0	0
Martinez, Blake	ILB	ILB	ILB	ILB	ILB	ILB	ILB	ILB	ILB								9	9	0	0
Martini, Greer	PS	PS	PS	PS	-	-	-	-	-								0	0	0	0
Matthews, Clay	OLB	OLB	OLB	OLB	OLB	OLB	OLB	OLB	OLB								9	9	0	0
Mays, Devante	IR	-	-	-	-	-	-	-	-								0	0	0	0
McCray, Justin	RG	RG	RG	INA	DNP	SUB	INA	INA	SUB								5	3	1	3
Montgomery, Ty	SUB	SUB	SUB	SUB	SUB	SUB	SUB	-	-								7	0	0	0
Moore, J'Mon	INA	INA	INA	SUB	SUB	SUB	INA	SUB	SUB								5	0	0	4
Morrison, Antonio	SUB	ILB	ILB	SUB	SUB	SUB	SUB	SUB	ILB								9	3	0	0
Murphy, Kyle	IR	IR	IR	IR	IR	IR	IR	IR	IR								0	0	0	0
Pankey, Adam	PS	PS	PS	PS	PS	PS	PS	PS	PS								0	0	0	0
Patrick, Lucas	DNP	SUB	SUB	SUB	SUB	SUB	SUB	SUB	SUB								8	0	1	0
Perry, Nick	OLB	OLB	OLB	OLB	OLB	OLB	OLB	OLB	OLB								9	9	0	0
Redmond, Will	-	PS	PS	PS	PS	PS	PS	PS	INA								0	0	0	1
Rodgers, Aaron	QB	QB	QB	QB	QB	QB	QB	QB	QB								9	9	0	0
Rollins, Quinten	IR	-	-	-	-	-	-	-	-								0	0	0	0
Ryan, Jake	IR	IR	IR	IR	IR	IR	IR	IR	IR								0	0	0	0
Scott, JK	SUB	SUB	SUB	SUB	SUB	SUB	SUB	SUB	SUB								9	0	0	0
Simon, Deon	-	-	-	PS	PS	PS	PS	PS	-								0	0	0	0
Spriggs, Jason	SUB	SUB	SUB	SUB	SUB	INA	SUB	SUB	SUB								8	0	0	1
St. Brown, Equanimeous	SUB	INA	INA	DNP	WR	WR	SUB	SUB	SUB								6	2	1	2
Taylor, Lane	LG	LG	LG	LG	LG	LG	LG	LG	LG								9	9	0	0
Tonyan, Robert	SUB	SUB	SUB	SUB	SUB	SUB	SUB	SUB	SUB								9	0	0	0
Toomer, Korey	SUB	SUB	SUB	SUB	DNP	DNP	INA	INA	SUB								5	0	2	2
Valdes-Scantling, Marquez	SUB	SUB	SUB	3WR	3WR	3WR	WR	3WR	WR								9	6	0	0
Vitale, Danny	-	-	-	-	-	-	PS	PS	PS								0	0	0	0
Whitehead, Jermaine	3S	SUB	SUB	SUB	INA	SUB	3S	SUB	-								7	2	0	1
Wilkerson, Muhammad	DE	DE	DE	IR	IR	IR	IR	IR	IR								3	3	0	0
Williams, Jamaal	RB	RB	RB	RB	RB	SUB	SUB	SUB	SUB								9	5	0	0
Williams, Tramon	CB	CB	CB	CB	CB	CB	CB	S	S								9	9	0	0
Wolf, Ethan	-	-	-	-	-	-	-	PS	PS								0	0	0	0
Yancey, DeAngelo	-	-	-	-	PS	PS	-	-	-								0	0	0	0

STARTERS IN BOLD AT POSITION; DNP — Did not play; INA — Inactive; IR — Injured reserve; PS — Practice squad; PUP — Reserve/Physically Unable to Perform; SUB — Substitute; SUS — Reserve/Suspended; 3CB — Started as third cornerback; 3WR — Started as third wide receiver, 3S — Started as third safety.

# SEASON HIGHS/W-L BREAKDOWN

## INDIVIDUAL

Longest Scoring Run — 33, A.Jones, Oct. 28 at L.A. Rams  
Longest Non-Scoring Run — 67, A.Jones, Nov. 11 vs. Miami

Longest Scoring Pass — 75, A.Rodgers to R.Cobb, Sept. 9 vs. Chicago  
Longest Non-Scoring Pass — 60, A.Rodgers to M.Valdes-Scantling, Oct. 15 vs. San Francisco

Longest Kickoff Return — 27, T.Montgomery, Oct. 28 at L.A. Rams  
Longest Punt Return — 19, T.Williams, Nov. 11 vs. Miami  
Longest Interception Return — 27, J.Alexander, Sept. 30 vs. Buffalo  
Longest Fumble Return — 0, five times, most recently Nov. 11 vs. Miami

Longest Punt — 63, J.Scott, Sept. 16 vs. Minnesota

Longest Field Goal — 53, M.Crosby, Oct. 28 at L.A. Rams  
Most Field Goals Attempted — 6, M.Crosby, Sept. 16 vs. Minnesota  
Most Field Goals Made — 5, M.Crosby, Sept. 16 vs. Minnesota

Most Touchdowns — 2, three times, most recently D.Adams and A.Jones, Nov. 11 vs. Miami  
Most Rushing Attempts — 16, J.Williams, Sept. 16 vs. Minnesota  
Most Rushing Yards — 145, A.Jones, Nov. 11 vs. Miami

Most Passing Attempts — 52, A.Rodgers, Oct. 7 at Detroit  
Most Completions — 32, A.Rodgers, Oct. 7 at Detroit  
Most Passing Yards — 442, A.Rodgers, Oct. 7 at Detroit  
Most Touchdown Passes — 3, A.Rodgers, twice, most recently Oct. 7 at Detroit

Most Receptions — 10, D.Adams, Oct. 15 vs. San Francisco  
Most Receiving Yards — 142, R.Cobb, Sept. 9 vs. Chicago

Most Total Yards from Scrimmage — 172, A.Jones, Nov. 11 vs. Miami

Most Defensive Interceptions — 1, six times, most recently B.Breeland, Nov. 11 vs. Miami  
Most Tackles — 12, twice, most recently B.Martinez, Oct. 28 at L.A. Rams  
Most Solo Tackles — 9, four times, most recently B.Martinez, Nov. 11 vs. Miami  
Most Sacks — 3.0, K.Fackrell, Sept. 30 vs. Buffalo  
Most Passes Defensed — 5, J.Alexander, Oct. 28 at L.A. Rams

## TEAM

Offensive Most...  
First Downs — 30, Oct. 7 at Detroit  
Rushing Attempts — 32, Sept. 30 vs. Buffalo  
Rushing Yards — 195, Nov. 11 vs. Miami  
Pass Attempts — 52, Oct. 7 at Detroit  
Completions — 32, Oct. 7 at Detroit  
TDs Thrown — 3, twice, most recently Oct. 7 at Detroit  
Ints. Thrown — 1, twice, most recently Sept. 30 vs. Buffalo  
Net Passing Yards — 423, Oct. 7 at Detroit  
Offensive Plays — 76, Oct. 7 at Detroit  
Total Offense — 521, twice, most recently Oct. 15 vs. San Francisco  
Time of Possession — 38:08, Sept. 16 vs. Minnesota  
Turnovers — 3, Oct. 7 at Detroit  
Fumbles — 3, twice, most recently Oct. 7 at Detroit  
Fumbles Lost — 3, Oct. 7 at Detroit

Longest Scoring Drives  
Plays — 15, Sept. 23 at Washington  
Yards — 83, Sept. 30 vs. Buffalo  
Time — 7:02, Sept. 23 at Washington  
Shortest Scoring Drives  
Plays — 3, three times, most recently Nov. 11 vs. Miami  
Yards — -12, Sept. 23 at Washington  
Time — 0:19, Sept. 16 vs. Minnesota

Defensive Fewest...  
First Downs Allowed — 11, Sept. 30 vs. Buffalo  
Rushing Att. Allowed — 16, Sept. 30 vs. Buffalo  
Rushing Yards Allowed — 58, Sept. 30 vs. Buffalo  
Pass Att. Allowed — 20, Sept. 23 at Washington  
Pass Comp. Allowed — 12, Sept. 23 at Washington  
Net Passing Yards Allowed — 151, Sept. 30 vs. Buffalo  
Total Plays Allowed — 55, twice, most recently Oct. 15 vs. San Francisco  
Total Yards Allowed — 145, Sept. 30 vs. Buffalo

Defensive Most...  
Takeaways — 3, twice, most recently Oct. 15 vs. San Francisco  
Interceptions — 2, Sept. 30 vs. Buffalo  
Fumbles Forced — 2, twice, most recently Oct. 15 vs. San Francisco  
Fumbles Recovered — 2, Oct. 15 vs. San Francisco  
Passes Defensed — 7, twice, most recently Oct. 28 at L.A. Rams  
Sacks — 7, Sept. 30 vs. Buffalo

	2018 regular season...			2017 regular season...			2016 regular season...			1992-present...		
	Home	Road	Overall	Home	Road	Overall	Home	Road	Overall	Home	Road	Overall
Overall	4-0-1	0-4	4-4-1	4-4	3-5	7-9	6-2	4-4	10-6	160-51-2	105-107	265-158-2
On Grass	4-0-1	0-3	4-3-1	4-4	2-2	6-6	6-2	3-2	9-4	160-51-2	60-44	220-95-2
On Artificial Surfaces	0-0	0-1	0-1	0-0	1-3	1-3	0-0	1-2	1-2	0-0	45-65	45-65
In Open-Air Stadiums	4-0-1	0-3	4-3-1	4-4	2-3	6-7	6-2	3-2	9-4	160-51-2	68-67	228-118-2
In Indoor Stadiums	0-0	0-1	0-1	0-0	1-2	1-2	0-0	1-2	1-2	0-0	37-40	37-40
vs. Division Opponents	1-0-1	0-1	1-1-1	1-2	1-2	2-4	3-0	2-1	5-1	69-19-2	49-40	118-59-2
vs. NFC	2-0-1	0-3	2-3-1	3-3	2-4	5-7	5-1	3-3	8-4	122-35-2	80-79	202-114-2
vs. AFC	2-0	0-1	2-1	1-1	1-1	1-2	1-1	1-1	2-2	38-16	25-28	63-45
When scoring first	2-0-1	0-1	2-1-1	1-1	2-1	3-2	6-0	4-1	10-1	113-20-2	65-38	178-58-2
When Opponent scored first	2-0	0-3	2-3	3-3	1-4	4-7	0-2	0-3	0-5	46-31	40-69	86-100
In overtime	0-0-1	0-0	0-0-1	2-0	1-0	3-0	0-0	0-0	0-0	7-3-2	2-5	9-8-2
When leading after first quarter	3-0	0-1	3-1	1-1	0-1	1-2	5-0	1-1	6-1	98-15-1	54-26	152-41-1
When leading at halftime	2-0-1	0-1	2-1-1	2-1	1-1	3-2	6-0	2-1	8-1	125-10-2	80-29	205-39-2
When leading after third quarter	2-0-1	0-0	2-0-1	3-0	1-0	4-0	5-0	4-0	9-0	131-5-2	93-22	224-27-2
When trailing after first quarter	1-0	0-3	1-3	1-2	1-0	2-2	0-2	0-3	0-5	28-26	19-50	47-76
When trailing at halftime	2-0	0-3	2-3	2-3	2-3	3-6	0-2	1-3	1-5	26-35-1	21-67	47-102-1
When trailing after third quarter	2-0	0-3	2-3	1-4	2-4	3-8	0-2	0-4	0-6	19-43-1	9-82	28-125-1
When tied at halftime	0-0	0-0	0-0	0-0	0-1	0-1	0-0	1-0	1-0	9-6	4-10	13-16
On Thursday	0-0	0-0	0-0	1-0	0-0	1-0	1-0	0-0	1-0	6-1	5-7	11-8
On Friday	0-0	0-0	0-0	0-0	0-0	0-0	0-0	0-0	0-0	0-0	1-0	1-0
On Saturday	0-0	0-0	0-0	0-1	0-0	0-1	1-0	0-0	1-0	2-1	2-0	4-1
On Sunday/Early Games	1-0-1	0-2	1-2-1	1-2	2-3	3-5	2-0	2-1	4-1	94-27-2	49-52	143-79-2
On Sunday/Late Afternoon Games	1-0	0-1	1-1	2-0	1-0	3-0	1-2	0-1	1-3	31-13	24-23	55-36
On Sunday/Night Games	1-0	0-1	1-1	0-0	0-2	0-2	1-0	1-2	2-2	14-3	11-10	25-13
On Monday	1-0	0-0	1-0	0-1	0-0	0-1	0-0	1-0	1-0	13-7	12-13	25-20
When Packers had 100-yard rusher	1-0	0-0	1-0	1-1	1-0	2-1	1-0	1-0	2-0	41-11-1	31-9	72-20-1
When Packers had 100-yard receiver	2-0	0-3	2-3	1-1	0-0	1-1	6-0	2-2	8-2	78-17	45-37	123-54
When Packers had 300-yard passer	1-0	0-1	1-1	2-0	0-1	2-1	2-0	2-2	4-2	41-13	33-24	74-37
When Opponent had 100-yard rusher	0-0	0-2	0-2	1-1	2-0	3-1	0-1	0-2	0-3	26-22-1	22-32	48-54-1
When Opponent had 100-yard receiver	1-0-1	0-1	1-1-1	1-2	0-4	1-5	2-0	1-3	3-3	50-18-2	29-42	79-60-2
When Opponent had 300-yard passer	0-0-1	0-0	0-0-1	0-2	0-2	0-4	2-0	3-1	5-1	25-9-2	18-22	43-31-2

## TRANSACTIONS BY DATE

1/2	Signed WR Jake Kumerow, WR Colby Pearson, TE Robert Tonyan, LS Zach Triner and WR DeAngelo Yancey.	7/13	Claimed G Ethan Cooper off waivers from the N.Y. Giants; Released T Kyle Meadows	9/1	Released G Kofi Amichia, LB Vince Biegel, RB Joel Bouagnon, CB Donatello Brown, TE Emanuel Byrd, RB LeShun Daniels, C Austin Davis, C Dillon Day, LB Kendall Donnerson, S Marwin Evans, CB Demetri Goodson, CB Josh Hawkins, LB James Hearn, RB Bronson Hill, LB Naashon Hughes, WR Adonis Jennings, FB Joe Kerridge, DL Tyler Lancaster, WR Kyle Lewis, DL James Looney, LB Greer Martini, DL Joey Mbu, LB Chris Odom, G/T Adam Pankey, LB Marcus Porter, TE Kevin Rader, FB Aaron Ripkowski, DL Conor Sheehy, TE Ryan Smith, LB Ahmad Thomas, LS Zach Triner and WR DeAngelo Yancey; Placed RB Devante Mays, T Kyle Murphy and CB Quinten Rollins on injured reserve; Placed RB Aaron Jones on the reserve/suspended list.	9/26	Signed CB Bashaud Breeland; Placed CB Davon House on injured reserve.
1/3	Signed G Kofi Amichia.	7/24	Placed LB Parris Bennett on the reserve/retired list.			9/29	Signed CB Tony Brown to the active roster; Signed DL Deon Simon to the practice squad; Placed DL Muhammad Wilkerson on injured reserve.
1/4	Signed LB Ahmad Thomas.						
1/10	Signed RB Joel Bouagnon.	7/25	Signed WRs Adonis Jennings and Kyle Lewis; Placed WR Michael Clark and G Cole Madison on the reserve/did not report list.			10/4	Signed WR DeAngelo Yancey to the practice squad; Released LB Greer Martini from the practice squad.
3/13	Released WR Jordy Nelson.					10/6	Signed DL Tyler Lancaster to the active roster from the practice squad; Released RB Darius Jackson.
3/15	Signed DL Muhammad Wilkerson and CB Herb Waters; Traded CB Damarious Randall a 2018 fourth-round pick (No. 114 overall) and a 2018 fifth-round pick (No. 150 overall) to the Cleveland Browns for QB DeShone Kizer, a fourth-round pick (No. 101 overall) and a fifth-round pick (No. 138 overall).	8/4	Claimed LB James Hearn off waivers from the Dallas Cowboys.			10/9	Signed RB Tra Carson and WR Keon Hatcher to the practice squad; Released RB Joel Bouagnon from the practice squad.
		8/6	Signed RB Akeem Judd; Placed LBs Jake Ryan and C.J. Johnson on injured reserve; Released G Ethan Cooper.			10/16	Released WR DeAngelo Yancey from the practice squad.
3/16	Signed TE Jimmy Graham.	8/7	Placed WR Michael Clark on the reserve/retired list.			10/22	Signed FB Danny Vitale to the practice squad.
3/23	Signed CB Tramon Williams.	8/8	Signed LB James Crawford.			10/30	Traded S Ha Ha Clinton-Dix to the Washington Redskins for an undisclosed draft pick; Traded RB Ty Montgomery to the Baltimore Ravens for an undisclosed draft pick; Signed TE Ethan Wolf to the practice squad; Released FB Joe Kerridge from the practice squad.
4/13	Signed CB Davon House; Released LB David Talley.	8/18	Signed RB LeShun Daniels; Placed RB Akeem Judd on the reserve/retired list.			10/31	Signed RB Tra Carson to the active roster from the practice squad; Signed RB Lavon Coleman to the practice squad.
4/30	Released QB Joe Callahan.	8/19	Signed RB Bronson Hill.	9/2	Signed RB Joel Bouagnon, C Austin Davis, LB Kendall Donnerson, FB Joe Kerridge, DL Tyler Lancaster, DL James Looney, LB Greer Martini and G/T Adam Pankey to the practice squad.	11/3	Signed P Drew Kaser.
5/4	Signed T/G Jacob Alsadek, LB Parris Bennett, QB Tim Boyle, LS Hunter Bradley, C Austin Davis, S Raven Greene, LB Naashon Hughes, LB C.J. Johnson, DL Tyler Lancaster, T/G Alex Light, T Kyle Meadows, DL Filipo Mokofisi, LB Marcus Porter, TE Kevin Rader, P JK Scott and DL Conor Sheehy; Released P Justin Vogel.	8/26	Traded CB Lenzy Pipkins to the Indianapolis Colts for LB Antonio Morrison.	9/3	Signed LB Korey Toomer; Placed WR Jake Kumerow on injured reserve; Signed CB Tony Brown and S Marwin Evans to the practice squad; Signed RB Darius Jackson off of the Dallas Cowboys' practice squad; Released CB Herb Waters.	11/5	Claimed S Ibraheim Campbell off waivers from the N.Y. Jets; Released P Drew Kaser.
5/7	Signed LB Kendall Donnerson, DL James Looney, G Cole Madison, LB Greer Martini, WR J'Mon Moore, TE Ryan Smith, WR Equanimeous St. Brown and WR Marquez Valdes-Scantling.	8/29	Signed QB Aaron Rodgers to a contract extension; Traded QB Brett Hundley to the Seattle Seahawks for an undisclosed draft choice.	9/11	Claimed CB Deante Burton off waivers from the Atlanta Falcons; Placed WR Trevor Davis on injured reserve; Signed CB Will Redmond to the practice squad; Released S Marwin Evans from the practice squad.	11/6	Signed CB Will Redmond to the active roster from the practice squad; Signed LB Brady Sheldon to the practice squad; Placed WR Geronimo Allison on injured reserve; Released S Jermaine Whitehead.
5/15	Signed CB Jaire Alexander.			9/19	Released CB Deante Burton; Activated RB Aaron Jones from exempt status.	11/10	Released DL Deon Simon from the practice squad.
5/17	Signed LB Oren Burks and CB Josh Jackson.			9/25	Signed G Anthony Coyle to the practice squad; Released C Austin Davis from the practice squad.	11/12	Signed DL Deon Simon to the practice squad.
5/21	Placed DL Filipo Mokofisi on the reserve/retired list.						
5/25	Signed TE Mercedes Lewis.						
5/30	Signed T/G Byron Bell; Released T/G Jacob Alsadek.						
6/6	Released WR Colby Pearson.						
6/11	Signed DL Joey Mbu.						

## TRANSACTIONS BY PLAYER

<b>Alexander, Jaire - CB</b> 5/7/18 Signed	<b>Daniels, LeShun - RB</b> 8/18/18 Signed 9/1/18 Released	<b>Lancaster, Tyler - DL</b> 3/4/18 Signed 9/1/18 Released 9/2/18 Signed to practice squad 10/6/18 Signed to active roster	<b>Rodgers, Aaron - QB</b> 8/29/18 Signed contract extension
<b>Allison, Geronimo - WR</b> 11/6/18 Placed on injured reserve	<b>Day, Dillon - C</b> 9/1/18 Released	<b>Lewis, Kyle - WR</b> 7/25/18 Signed 9/1/18 Released	<b>Rollins, Quinten - CB</b> 9/1/18 Placed on injured reserve
<b>Alsadek, Jacob - T/G</b> 5/4/18 Signed 5/30/18 Released	<b>Donnerson, Kendall - LB</b> 5/7/18 Signed 9/1/18 Released 9/2/18 Signed to practice squad	<b>Lewis, Mercedes - TE</b> 5/25/18 Signed	<b>Ryan, Jake - LB</b> 8/6/18 Placed on injured reserve
<b>Amichia, Kofi - G</b> 1/3/18 Signed 9/1/18 Released	<b>Evans, Marwin - S</b> 9/1/18 Released 9/3/18 Signed to practice squad 9/11/18 Released	<b>Light, Alex - T/G</b> 5/4/18 Signed	<b>Scott, JK - P</b> 5/4/18 Signed
<b>Bell, Byron - T/G</b> 5/25/18 Signed	<b>Goodson, Demetri - CB</b> 9/1/18 Released	<b>Looney, James - DL</b> 5/7/18 Signed 9/1/18 Released 9/2/18 Signed to practice squad	<b>Sheehy, Conor - DL</b> 5/4/18 Signed 9/1/18 Released
<b>Bennett, Parris - LB</b> 5/4/18 Signed 7/24/18 Placed on reserve/retired list	<b>Graham, Jimmy - TE</b> 3/16/18 Signed	<b>Madison, Cole - G</b> 5/7/18 Signed 7/25/18 Placed on reserve/did not report list	<b>Sheldon, Brady - LB</b> 11/6/18 Signed to practice squad
<b>Bouagnon, Joel - RB</b> 1/10/18 Signed 9/1/18 Released 9/2/18 Signed to practice squad 10/9/18 Released	<b>Greene, Raven - S</b> 5/4/18 Signed	<b>Martini, Greer - LB</b> 5/7/18 Signed 9/1/18 Released 9/2/18 Signed to practice squad 10/4/18 Released	<b>Simon, Deon - DL</b> 9/29/18 Signed to practice squad 11/10/18 Released 11/12/18 Signed to practice squad
<b>Boyle, Tim - QB</b> 5/4/18 Signed	<b>Hatcher, Keon - WR</b> 10/9/18 Signed to practice squad	<b>Mays, Devante - RB</b> 9/1/18 Placed on injured reserve	<b>Smith, Ryan - TE</b> 5/7/18 Signed 9/1/18 Released
<b>Bradley, Hunter - LS</b> 5/4/18 Signed	<b>Hawkins, Josh - CB</b> 9/1/18 Released	<b>Mbu, Joey - DL</b> 6/11/18 Signed 9/1/18 Released	<b>St. Brown, Equanimeous</b> 5/7/18 Signed
<b>Breeland, Bashaud - CB</b> 9/26/18 Signed	<b>Hearn, James - LB</b> 8/4/18 Signed 9/1/18 Released	<b>Meadows, Kyle - T</b> 5/4/18 Signed	<b>Talley, David - LB</b> 4/13/18 Released
<b>Brown, Donatello - CB</b> 9/1/18 Released	<b>Hill, Bronson - RB</b> 8/19/18 Signed 9/1/18 Released	<b>Mokofisi, Filipo - DL</b> 5/4/18 Signed 5/21/18 Placed on reserve/retired list	<b>Thomas, Ahmad - LB</b> 1/4/18 Signed 9/1/18 Released
<b>Brown, Tony - CB</b> 9/3/18 Signed to practice squad 9/29/18 Signed to active roster	<b>House, Davon - CB</b> 4/13/18 Signed 9/26/18 Placed on injured reserve	<b>Montgomery, Ty - RB</b> 10/30/18 Traded to BAL	<b>Tonyan, Robert - TE</b> 1/2/18 Signed
<b>Burks, Oren - LB</b> 5/17/18 Signed	<b>Hughes, Naashon - LB</b> 5/4/18 Signed 9/1/18 Released	<b>Moore, J'Mon - WR</b> 5/7/18 Signed	<b>Triner, Zach - LS</b> 1/2/18 Signed 9/1/18 Released
<b>Burton, Deante - CB</b> 9/11/18 Signed 9/19/18 Released	<b>Hundley, Brett - QB</b> 8/29/18 Traded to SEA	<b>Morrison, Antonio - LB</b> 8/26/18 Acquired via trade with IND	<b>Valdes-Scantling, Marquez - WR</b> 5/7/18 Signed
<b>Byrd, Emanuel - TE</b> 9/1/18 Released	<b>Jackson, Darius - RB</b> 9/3/18 Signed 10/6/18 Released	<b>Murphy, Kyle - T</b> 8/1/18 Placed on injured reserve	<b>Vitale, Danny - FB</b> 10/22/18 Signed to practice squad
<b>Callahan, Joe - QB</b> 4/30/18 Released	<b>Jackson, Josh - CB</b> 5/17/18 Signed	<b>Nelson, Jordy - WR</b> 3/13/18 Released	<b>Vogel, Justin - P</b> 5/4/18 Released
<b>Campbell, Ibraheim - S</b> 11/5/18 Claimed off waivers from NYJ	<b>Jennings, Adonis - WR</b> 7/25/18 Signed	<b>Odum, Chris - LB</b> 9/1/18 Released	<b>Waters, Herb - CB</b> 3/15/18 Signed 9/3/18 Released
<b>Carson, Tra - RB</b> 10/9/18 Signed to practice squad 10/31/18 Signed to active roster	<b>Johnson, C.J. - LB</b> 5/4/18 Signed 8/6/18 Placed on injured reserve	<b>Pankey, Adam - G/T</b> 9/1/18 Released 9/2/18 Signed to practice squad	<b>Whitehead, Jermaine - S</b> 11/6/18 Released
<b>Coleman, Lavon - RB</b> 10/31/18 Signed to practice squad	<b>Jones, Aaron - RB</b> 9/1/18 Placed on reserve/suspended list 9/19/18 Activated from exempt status	<b>Pearson, Colby - WR</b> 1/2/18 Signed 6/6/18 Released	<b>Wilkerson, Muhammad - DL</b> 3/15/18 Signed 9/29/18 Placed on injured reserve
<b>Cooper, Ethan - G</b> 7/13/18 Signed 8/6/18 Released	<b>Judd, Akeem - RB</b> 8/6/18 Signed 8/18/18 Placed on reserve/retired list	<b>Pipkins, Lenzy - CB</b> 8/26/18 Traded to IND	<b>Williams, Tramon - CB</b> 3/23/18 Signed
<b>Coyle, Anthony - G</b> 9/25/18 Signed to practice squad	<b>Kaser, Drew - P</b> 11/3/18 Signed 11/5/18 Released	<b>Porter, Marcus - LB</b> 5/4/18 Signed 9/1/18 Released	<b>Wolf, Ethan - TE</b> 10/30/18 Signed to practice squad
<b>Clark, Michael - WR</b> 7/25/18 Placed on reserve/did not report list 8/7/18 Placed on reserve/retired list	<b>Kerridge, Joe - FB</b> 9/1/18 Released 9/2/18 Signed to practice squad 10/30/18 Released	<b>Randall, Damarious - CB</b> 3/15/18 Traded to CLE	<b>Yancey, DeAngelo - WR</b> 9/1/18 Released 10/4/18 Signed to practice squad 10/16/18 Released
<b>Clinton-Dix, Ha Ha - S</b> 10/30/18 Traded to WAS	<b>Kizer, DeShone - QB</b> 3/15/18 Acquired via trade with CLE	<b>Rader, Kevin - TE</b> 5/4/18 Signed 9/1/18 Released	
<b>Crawford, James - LB</b> 8/8/18 Signed	<b>Kumerow, Jake - WR</b> 1/2/18 Signed 9/3/18 Placed on injured reserve	<b>Redmond, Will - CB</b> 9/11/18 Signed to practice squad 11/6/18 Signed to active roster	
<b>Davis, Austin - C</b> 5/4/18 Signed 9/1/18 Released 9/2/18 Signed to practice squad 9/25/18 Released		<b>Ripkowski, Aaron - FB</b> 9/1/18 Released	
<b>Davis, Trevor - WR</b> 9/11/18 Placed on injured reserve			

## THE LAST TIME

### *Regular-Season Games Only*

#### **RUSHING**

##### **200 Yards Rushing, Individual**

BY PACKERS — Ahman Green, Dec. 28, 2003, vs. Denver (218 yards)  
BY OPPONENT — Adrian Peterson, Dec. 2, 2012, vs. Minnesota (210 yards)

##### **100 Yards Rushing, Individual**

BY PACKERS — Aaron Jones, Nov. 11, 2018, vs. Miami (145 yards)  
BY OPPONENT — Todd Gurley, Oct. 28, 2018, at L.A. Rams (114 yards)

##### **100 Yards Rushing, Individual, One Half**

BY PACKERS — Aaron Jones, Nov. 11, 2018, vs. Miami (101 yards in first half)  
BY OPPONENT — Robert Kelley, Nov. 20, 2016, at Washington (102 yards in second half)

##### **100 Yards Rushing and Receiving, Individual**

BY PACKERS — Never  
BY OPPONENT — Darrin Nelson, Nov. 13, 1983, at Minnesota (119 yards rushing, 137 receiving)

##### **Two 100-Yard Rushers**

BY PACKERS — Ryan Grant (106 yards) and DeShawn Wynn (106 yards), Dec. 28, 2008, vs. Detroit  
BY OPPONENT — Tony Dorsett (149 yards) and Robert Newhouse (101 yards), Nov. 12, 1978, vs. Dallas at Milw.

##### **Two 100-Yard Rushers and Two 100-Yard Receivers**

BY PACKERS — Ryan Grant (106 yards) and DeShawn Wynn (106), Dec. 28, 2008, vs. Detroit, Donald Driver (111 yards) and Greg Jennings (101 yards), Dec. 28, 2008, vs. Detroit\*  
BY OPPONENT — Never  
\*First time in NFL history

##### **Four Touchdowns Rushing, Individual**

BY PACKERS — Dorsey Levens, Jan. 2, 2000, vs. Arizona (8, 1, 5, 1 yards)  
BY OPPONENT — DeAngelo Williams, Nov. 30, 2008, vs. Carolina (1, 1, 1, 1 yards)

##### **Three Touchdowns Rushing, Individual**

BY PACKERS — Ahman Green, Oct. 20, 2002, vs. Washington (24, 2, 8 yards)  
BY OPPONENT — Robert Kelley, Nov. 20, 2016, at Washington (10, 1, 4 yards)

##### **Two Touchdowns Rushing, Individual**

BY PACKERS — Aaron Jones, Nov. 11, 2018, vs. Miami (2, 10 yards)  
BY OPPONENT — James White, Nov. 4, 2018, at New England (8, 1 yards)

#### **PASSING**

##### **400 Yards Passing, Individual**

BY PACKERS — Aaron Rodgers, Oct. 15, 2018, vs. San Francisco (425 yards)  
BY OPPONENT — Kirk Cousins, Sept. 16, 2018, vs. Minnesota (425 yards)

##### **300 Yards Passing, Individual**

BY PACKERS — Aaron Rodgers, Oct. 15, 2018, vs. San Francisco (425 yards)  
BY OPPONENT — Kirk Cousins, Sept. 16, 2018, vs. Minnesota (425 yards)

##### **Six Touchdown Passes, Individual**

BY PACKERS — Aaron Rodgers, Nov. 9, 2014, vs. Chicago (1, 4, 73, 40, 56, 18 yards)  
BY OPPONENT — Tommy Kramer, Sept. 28, 1986, at Minnesota (23, 13, 36, 2, 17, 7 yards)

##### **Five Touchdown Passes, Individual**

BY PACKERS — Aaron Rodgers, Sept. 28, 2015, vs. Kansas City (8, 3, 27, 4, 4, yards)  
BY OPPONENT — Matthew Stafford, Jan. 1, 2012, vs. Detroit (8, 13, 2, 5, 12 yards)

##### **Four Touchdown Passes, Individual**

BY PACKERS — Aaron Rodgers, Sept. 28, 2017, vs. Chicago (5, 2, 4, 8 yards)  
BY OPPONENT — Kirk Cousins, Sept. 16, 2018, vs. Minnesota (14, 3, 75, 22 yards)

##### **Three Touchdown Passes, Individual**

BY PACKERS — Aaron Rodgers, Oct. 7, 2018, at Detroit (3, 1, 12 yards)  
BY OPPONENT — Jared Goff, Oct. 28, 2018, at L.A. Rams (1, 30, 19 yards)

##### **Six Interceptions Thrown, Individual**

BY PACKERS — Tom O'Malley, Sept. 17, 1950, vs. Detroit  
BY OPPONENT — Don Horn, Sept. 26, 1971, vs. Denver at Milw.

##### **Five Interceptions Thrown, Individual**

BY PACKERS — Brett Favre, Oct. 30, 2005, at Cincinnati  
BY OPPONENT — Russell Wilson, Dec. 11, 2016, vs. Seattle

##### **Four Interceptions Thrown, Individual**

BY PACKERS — Brett Favre, Dec. 25, 2005, vs. Chicago  
BY OPPONENT — Russell Wilson, Dec. 11, 2016, vs. Seattle

#### **RECEIVING**

##### **10 or More Receptions, Individual**

BY PACKERS — Davante Adams, Oct. 15, 2018, vs. San Francisco (10 receptions)  
BY OPPONENT — Adam Thielen, Sept. 16, 2018, vs. Minnesota (12 receptions)

##### **200 Yards Receiving, Individual**

BY PACKERS — Jordy Nelson, Sept. 14, 2014, vs. N.Y. Jets (209 yards)  
BY OPPONENT — Adam Thielen, Dec. 24, 2016, vs. Minnesota (202 yards)

##### **100 Yards Receiving, Individual**

BY PACKERS — Marquez Valdes-Scantling, Nov. 4, 2018, at New England (101 yards)  
BY OPPONENT — Josh Gordon, Nov. 4, 2018, at New England (130 yards)

##### **100 Yards Receiving, One Half, Individual**

BY PACKERS — Marquez Valdes-Scantling, Nov. 4, 2018, at New England (101 yards in second half)  
BY OPPONENT — Josh Gordon, Nov. 4, 2018, at New England (101 yards in second half)

##### **Two 100-Yard Receivers**

BY PACKERS — Davante Adams (132 yards), Jimmy Graham (104 yards) and Marquez Valdes-Scantling (103 yards), Oct. 15, 2018, vs. San Francisco  
BY OPPONENT — Adam Thielen (131 yards) and Stefon Diggs (128 yards), Sept. 16, 2018, vs. Minnesota

##### **Four Touchdown Receptions, Individual**

BY PACKERS — Sterling Sharpe, Nov. 24, 1994, at Dallas (1, 36, 30, 5 yards)  
BY OPPONENT — Never

##### **Three Touchdown Receptions, Individual**

BY PACKERS — Randall Cobb, Sept. 28, 2015, vs. Kansas City (3, 4, 4 yards)  
BY OPPONENT — Vincent Jackson, Nov. 6, 2011, at San Diego (23, 5, 29 yards)

##### **Two Touchdown Receptions, Individual**

BY PACKERS — Davante Adams, Nov. 11, 2018, vs. Miami (7, 25 yards)  
BY OPPONENT — Josh Reynolds, Oct. 28, 2018, at L.A. Rams (1, 19 yards)

#### **INTERCEPTIONS**

##### **Four Interceptions, Individual**

BY PACKERS — Willie Buchanon, Sept. 24, 1978, at San Diego  
BY OPPONENT — Never

##### **Three Interceptions, Individual**

BY PACKERS — Tom Flynn, Oct. 28, 1984, vs. Detroit  
BY OPPONENT — Vencie Glenn, Dec. 27, 1992, at Minnesota

##### **Two Interceptions, Individual**

BY PACKERS — Ha Ha Clinton-Dix, Dec. 18, 2016, at Chicago  
BY OPPONENT — Harrison Smith, Dec. 23, 2017, vs. Minnesota

##### **Interception Returned for Touchdown**

BY PACKERS — Damarious Randall, Oct. 8, 2017, at Dallas (21 yards)  
BY OPPONENT — Khalil Mack, Sept. 9, 2018, vs. Chicago (27 yards)

#### **TOUCHDOWNS**

##### **Five Touchdowns, Individual**

BY PACKERS — Paul Hornung, Dec. 12, 1965, at Baltimore (2-, 9-, 3-yard runs; 50-, 65-yard receptions)  
BY OPPONENT — Never

##### **Four Touchdowns, Individual**

BY PACKERS — Dorsey Levens, Jan. 2, 2000, vs. Arizona (8-, 1-, 5-, 1-yard runs)  
BY OPPONENT — DeAngelo Williams, Nov. 30, 2008, vs. Carolina (1-, 1-, 1-, 1-yard runs)

##### **Three Touchdowns, Individual**

BY PACKERS — Randall Cobb, Sept. 28, 2015, vs. Kansas City (3-, 4-, 4-yard receptions)  
BY OPPONENT — Robert Kelley, Nov. 20, 2016, at Washington (10-, 1-, 4-yard runs)

## THE LAST TIME

### **FIELD GOALS/PATs**

#### **Five Field Goals Made, Individual**

BY PACKERS — Mason Crosby, Sept. 16, 2018, vs. Minnesota (37, 40, 31, 48, 36 yards)  
BY OPPONENT — Dan Bailey, Dec. 15, 2013, at Dallas (47, 23, 43, 50, 50 yards)

#### **Four Field Goals Made, Individual**

BY PACKERS — Mason Crosby, Oct. 15, 2018, vs. San Francisco (29, 39, 51, 27 yards)  
BY OPPONENT — Jason Sanders, Nov. 11, 2018, vs. Miami (37, 25, 47, 40 yards)

#### **60-Yard Field Goal**

BY PACKERS — Never  
BY OPPONENT — David Akers, Sept. 9, 2012, vs. San Francisco (63 yards)

#### **50-Yard Field Goal**

BY PACKERS — Mason Crosby, Oct. 28, 2018, at L.A. Rams (53 yards)  
BY OPPONENT — Chris Boswell, Nov. 26, 2017, at Pittsburgh (53 yards)

#### **Blocked Field-Goal Attempt**

BY PACKERS — Datone Jones, Oct. 11, 2015, vs. St. Louis (50-yard Greg Zuerlein attempt)  
BY OPPONENT — A'Shawn Robinson, Nov. 6, 2017, vs. Detroit (38-yard Mason Crosby attempt)

#### **Two-Point Conversion**

BY PACKERS — Jamaal Williams, Oct. 7, 2018, at Detroit (pass from Aaron Rodgers)  
BY OPPONENT — Todd Gurley, Oct. 28, 2018, at L.A. Rams (pass from Jared Goff)

#### **Point After Touchdown Missed**

BY PACKERS — Mason Crosby, Oct. 7, 2018, at Detroit (first attempt, hit left upright)  
BY OPPONENT — Chris Boswell, Nov. 26, 2017, at Pittsburgh (first attempt, wide left)

#### **Blocked Point After Touchdown**

BY PACKERS — Kenny Clark, Oct. 22, 2017, vs. New Orleans (Wil Lutz, second attempt)  
BY OPPONENT — Ra'Shede Hageman, Dec. 8, 2014, vs. Atlanta (Mason Crosby, fifth attempt)

### **PUNTING**

#### **70-Yard Punt**

BY PACKERS — Tim Masthay, Dec. 18, 2011, at Kansas City (71 yards)  
BY OPPONENT — Jon Ryan, Sept. 24, 2012, at Seattle (73 yards)

#### **60-Yard Punt**

BY PACKERS — JK Scott, Sept. 16, 2018, vs. Minnesota (63 yards)  
BY OPPONENT — Pat O'Donnell, Sept. 9, 2018, vs. Chicago (63 yards)

#### **Blocked Punt**

BY PACKERS — Geronimo Allison, Sept. 16, 2018, vs. Chicago (Matt Wile, punter)  
BY OPPONENT — Brandon Bolden, Nov. 11, 2018, vs. Miami (JK Scott, punter)

#### **10 Punts, Individual**

BY PACKERS — Jon Ryan, Nov. 19, 2006, vs. New England (10 punts; 459 yards)  
BY OPPONENT — Chris Kluwe, Dec. 21, 2006, vs. Minnesota (10 punts; 434 yards)

#### **No Punts**

BY PACKERS — Oct. 7, 2018, at Detroit  
BY OPPONENT — Nov. 6, 2017, vs. Detroit

### **OTHER SPECIAL TEAMS**

#### **Kickoff Returned for Touchdown**

BY PACKERS — Randall Cobb, Sept. 8, 2011, vs. New Orleans (108 yards)  
BY OPPONENT — Jordan Todman, Nov. 6, 2016, vs. Indianapolis (99 yards)

#### **Punt Returned for Touchdown**

BY PACKERS — Micah Hyde, Dec. 28, 2014, vs. Detroit (55 yards)  
BY OPPONENT — Marcus Thigpen, Dec. 14, 2014, at Buffalo (75 yards)

#### **Blocked (Opponent) Field Goal Returned for Touchdown**

BY PACKERS — Willie Buchanon, Dec. 17, 1972, at New Orleans (57 yards)  
BY OPPONENT — Shawn Springs, Nov. 1, 1999, vs. Seattle (61 yards)

#### **Blocked Punt Returned for Touchdown**

BY PACKERS — Josh Jackson, Sept. 16, 2018, vs. Minnesota (0 yards; Matt Wile, punter)  
BY OPPONENT — DeVier Posey, Oct. 14, 2012, at Houston (0 yards; Tim Masthay, punter)

#### **Recovered Own Onside Kick Attempt**

BY PACKERS — Jermaine Whitehead, Dec. 31, 2017, at Detroit (Mason Crosby, kicker)  
BY OPPONENT — Jayron Kearsse, Dec. 24, 2016, vs. Minnesota (Kai Forbath, kicker)

### **OTHER DEFENSE**

#### **Shutout Posted**

BY PACKERS — Sept. 30, 2018, vs. Buffalo (22-0)  
BY OPPONENT — Dec. 23, 2017, vs. Minnesota (16-0)

#### **Fumble Returned for Touchdown**

BY PACKERS — Dean Lowry, Dec. 3, 2017, vs. Tampa Bay (62 yards)  
BY OPPONENT — Desmond Trufant, Sept. 17, 2017, at Atlanta (15 yards)

#### **Safety Scored**

BY PACKERS — Team, Dec. 28, 2014, vs. Detroit (Matthew Stafford penalized for intentional grounding in end zone)  
BY OPPONENT — Mark Barron, Oct. 28, 2018, at L.A. Rams (Aaron Jones tackled in end zone)

#### **Five Sacks, Individual**

BY PACKERS — Vonnie Holliday, Dec. 22, 2002, vs. Buffalo  
BY OPPONENT — Antwan Odom, Sept. 20, 2009, vs. Cincinnati

#### **Four Sacks, Individual**

BY PACKERS — Kabee Gbaja-Biamila, Jan. 2, 2005, at Chicago  
BY OPPONENT — Chris Clemons, Sept. 24, 2012, at Seattle

#### **Three Sacks, Individual**

BY PACKERS — Kyler Fackrell, Sept. 30, 2018, vs. Buffalo  
BY OPPONENT — Ezekiel Ansah, Dec. 31, 2017, at Detroit

### **MISCELLANEOUS**

#### **No Penalties**

BY PACKERS — Nov. 4, 2013, vs. Chicago  
BY OPPONENT — Dec. 14, 1997, at Carolina

#### **Game Without Touchdown**

BY PACKERS — Dec. 23, 2017, vs. Minnesota  
BY OPPONENT — Nov. 11, 2018, vs. Miami

#### **50 Points, Game**

BY PACKERS — 53, Nov. 16, 2014, vs. Philadelphia  
BY OPPONENT — 51, Nov. 24, 2008, at New Orleans

#### **40 Points, Game**

BY PACKERS — 43, Dec. 8, 2014, vs. Atlanta  
BY OPPONENT — 42, Nov. 20, 2016, at Washington

#### **500 Yards Total Offense**

BY PACKERS — 521, Oct. 15, 2018, vs. San Francisco  
BY OPPONENT — 515, Nov. 20, 2016, at Washington

#### **Tie Game**

Green Bay 29, Minnesota 29, Sept. 16, 2018



[illegible]

Minnesota Vikings											
RUSHING		ATT	YDS	AVG	LG	TD	PASSING		ATT	CMP	YDS
D Cook	10	38	3.8	9	0	0	48	35	425	2/13	4
Murray	4	19	4.8	9	0	0	48	35	425	2/13	4
K Cousins	2	5	2.5	5	0	0	48	35	425	2/13	4
C Ham	1	5	5.0	4	0	0	48	35	425	2/13	4
J.Diggs	1	1	1.0	5	0	0	48	35	425	2/13	4
Total	18	68	3.8	9	0	0	48	35	425	2/13	4
PASS RECEIVING		NO	YDS	AVG	LG	TD	INTERCEPTIONS		NO	YDS	AVG
A Thielen	12	131	10.9	25	1	0	35	425	12.1	75	4
J.Diggs	9	128	14.2	25	1	0	35	425	12.1	75	4
Rudolph	7	72	10.3	23	0	0	35	425	12.1	75	4
Cook	3	52	17.3	24	0	0	35	425	12.1	75	4
Treadwell	2	23	11.5	14	1	0	35	425	12.1	75	4
Morgan	2	19	9.5	13	0	0	35	425	12.1	75	4
Total	35	425	12.1	75	4	0	35	425	12.1	75	4
PUNTING		NO	YDS	AVG	NET	TB	INTERCEPTIONS		NO	YDS	AVG
M White	4	204	51.0	36.8	1	2	0	0	0	0	0
(blocked)	1	0	0.0	0	0	0	0	0	0	0	0
Total	5	204	40.8	36.8	1	2	0	0	0	0	0
PUNT RETURNS		NO	YDS	AVG	FC	LG	PUNT RETURNS		NO	YDS	AVG
M Sherps	1	13	13.0	0	13	0	1	13	13.0	0	13
(downed)	1	0	0.0	0	0	0	1	0	0.0	0	0
H.Hill	1	0	0.0	0	0	0	1	0	0.0	0	0
(tback)	6	0	0.0	0	0	0	1	0	0.0	0	0
Returns	2	74	37.0	0	46	0	1	13	13.0	0	13
KICK RETURNS		NO	YDS	AVG	FC	LG	KICK RETURNS		NO	YDS	AVG
M Higgins	1	46	46.0	0	28	0	1	46	46.0	0	28
H.Hill	1	28	28.0	0	26	0	1	28	28.0	0	26
(tback)	6	0	0.0	0	0	0	1	0	0.0	0	0
Returns	2	74	37.0	0	46	0	1	46	46.0	0	28
FUMBLES		FumLost	Own	Rec	Yds	TD	FUMBLES		FumLost	Own	Rec
Total	0	0	0	0	0	0	0	0	0	0	0

TOTAL FIRST DOWNS		Visitor		Home							
		Vikings	Packers	Vikings	Packers						
By Rushing	24	24	24	24	24						
By Passing	9	9	9	9	9						
By Penalty	20	20	11	11	4						
THIRD-DOWN EFFICIENCY	7-14 50%	4-13 31%									
FOURTH-DOWN EFFICIENCY	0-0 0%	0-0 0%									
TOTAL NET YARDS	480	351									
Total Offensive Plays	68	70									
Average gain per offensive play	7.1	5.0									
NET YARDS RUSHING	68	98									
Total Rushing Plays	18	24									
Average gain per rushing play	3.8	4.1									
Tackles for a loss-number and yards	4-12	2-4									
NET YARDS PASSING	410	253									
Times thrown - yards lost att. to pass	2-13	4-28									
Gross yards passing	425	281									
PASS ATT-COMP-INT	48-35-1	42-30-0									
Average gain per pass play	8.2	5.5									
KICKOFFS Number-In-EZ-Touchbacks	5-4-4	8-7-6									
PUNTS Number and Average	5-40.8	5-51.8									
Hard Blocked	1	0									
Green Bay Packers											
RUSHING		ATT	YDS	AVG	LG	TD	PASSING		ATT	CMP	YDS
J Williams	16	59	3.7	11	0	0	42	30	281	4/28	1
T Montgomery	5	31	6.2	16	0	0	42	30	281	4/28	1
A Rodgers	3	8	2.7	7	0	0	42	30	281	4/28	1
Total	24	98	4.1	16	0	0	42	30	281	4/28	1
PASS RECEIVING		NO	YDS	AVG	LG	TD	INTERCEPTIONS		NO	YDS	AVG
D Adams	8	65	8.0	16	0	0	1	24	24.0	24	0
J Graham	6	94	15.8	34	1	0	1	24	24.0	24	0
G Allison	6	64	10.7	22	0	0	1	24	24.0	24	0
R Cobb	3	30	7.5	14	0	0	1	24	24.0	24	0
J Williams	3	12	4.0	9	0	0	1	24	24.0	24	0
T Montgomery	1	9	9.0	7	0	0	1	24	24.0	24	0
L Kendrick	1	4	4.0	4	0	0	1	24	24.0	24	0
M Valdes-Scantling	1	3	3.0	3	0	0	1	24	24.0	24	0
Total	30	281	9.4	34	1	0	1	24	24.0	24	0
PUNTING		NO	YDS	AVG	NET	TB	PUNTING		NO	YDS	AVG
H Clinton-Dix	1	24	24.0	24	0	0	1	24	24.0	24	0
Total	1	24	24.0	24	0	0	1	24	24.0	24	0
PUNT RETURNS		NO	YDS	AVG	FC	LG	PUNT RETURNS		NO	YDS	AVG
R Cobb	2	0	0.0	0	0	0	1	24	24.0	24	0
(tback)	1	0	0.0	0	0	0	1	24	24.0	24	0
Returns	2	0	0.0	0	0	0	1	24	24.0	24	0
KICK RETURNS		NO	YDS	AVG	FC	LG	KICK RETURNS		NO	YDS	AVG
L Patrick	1	8	8.0	0	8	0	1	24	24.0	24	0
(tback)	4	0	0.0	0	0	0	1	24	24.0	24	0
Returns	1	8	8.0	0	8	0	1	24	24.0	24	0
FUMBLES		FumLost	Own	Rec	Yds	TD	FUMBLES		FumLost	Own	Rec
R Cobb	1	0	1	0	0	0	0	0	0	0	0
A Rodgers	1	0	1	0	0	0	0	0	0	0	0
Total	2	0	2	0	0	0	0	0	0	0	0
FGs - PATs had blocked		Visitor		Home							
		Vikings	Packers	Vikings	Packers						
Net Punting Average	36.8	45.2									
TOTAL RETURN YARDS (not inc. kickoffs)	13	24									
No. and Yards Punt Returns	-1-13	2-0									
No. and Yards Kickoff Returns	-2-74	1-8									
No. and Yards Interception Returns	-0-0	1-24									
PENALTIES Number and Yards	-8-70	7-54									
FUMBLES Number and Lost	-0-0	2-0									
TOUCHDOWNS	4	2									
Rushing	4	0									
Passing	4	1									
Other (Blocked Kicks, etc.)	0	1									
EXTRA POINTS Made-Attempts	-4-4	2-2									
Kicking Made-Attempts	-3-3	2-2									
Passing Made-Attempts	-1-1	0-0									
FIELD GOALS Made-Attempts	-0-3	5-6									
RED-ZONE EFFICIENCY	2-3 67%	1-5 20%									
GOAL-TO-GO EFFICIENCY	1-1 100%	1-1 100%									
SAFETIES	0	0									
FINAL SCORE	29	29									
TIME OF POSSESSION	31:52	38:08									





Lambeau Field, Sunday, Sept. 30, 2018. Attendance: 78,312. Time: 3:11. Weather: 49° F, Humidity: 79 percent, Wind: NE 9 mph

The offense built a big lead as quarterback Aaron Rodgers gutted through another game with a brace on his injured left knee. The defense had seven sacks and pitched a shutout for the first time in eight seasons.

It was just the edge that the Pickers (2-1-1) needed with Rodgers not necessarily playing at his best. He was 22 of 40 for 298 yards with one touchdown. Green Bay had decisive edges in total offense (423-145) and first downs (22-11).

Rodgers also threw an interception on a deflected pass and fumbled the ball away on a sack early in the fourth quarter. The offense wasn't as productive in the second half after a fast start.

Bills rookie quarterback Josh Allen accounted for three turnovers, including two interceptions and a fumble late in the fourth quarter that stood on review. He was 16 of 33 for 151 yards.

Buffalo did manage to force Rodgers to throw his first interception of the year. But a 16-0 lead at the half was more than enough cushion against Buffalo's feeble offense. Even the return of running back LeSean McCoy who missed a game because of a rib injury, didn't help the Bills.

Rodgers and Jimmishalman connected on their first touchdown pass of the year. Signed in the offseason as a free agent, the athletic tight end made his first official Lambeau Leap and finished with 21 yards on three catches.

RB Aaron Jones added 65 yards and a score on 11 carries for the Packers.

A physical defense for Green Bay held the Bills to eight punts and three turnovers on their first 11 drives. Allen was sacked seven times, three by Kyler Fackrell.

**OFFICIALS** — Referee: Bill Vinovich (52); Umpire: Bruce Stritesky (102); Down Judge: Michael Spanier (90); Line Judge: Mark Perlman (9); Field

Judge: Mearl Robinson (31); Side Judge: Gary Cavaletto (60); Back Judge: Steve Patrick (17); Replay Official: Mark Butternworth

## STARTING LINEUPS

Buffalo Bills				Green Bay Packers			
Offense		Defense		Offense		Defense	
WR	13 K. Bantam	LDE	93 T. Murphy	WR	83 M. Valdes-Scantling	DE	94 D. Lowry
LT	73 D. Darksins	LDT	96 K. Williams	NT	69 D. Bakhtiari	DE	97 K. Clark
LG	62 V. Ducasse	RDT	96 S. Lottielier	LG	65 L. Taylor	DE	76 M. Daniels
C	66 R. Bodine	RDE	55 J. Hughes	CG	63 C. Linsley	OLB	52 C. Matthews
RG	76 J. Miller	MLB	49 T. Edmunds	RG	74 B. Bell	ILB	50 B. Martinez
RT	79 J. Mills	WLB	58 M. Milano	TE	75 B. Gulaqa	CB	53 N. Perry
TE	85 C. Clay	LCB	27 T. White	TE	80 J. Graham	CB	38 T. Williams
17 J. Allen		CB	24 T. Johnson	WR	17 D. Adams	CB	23 J. Alexander
OB	25 L. McCoy	RCB	34 R. Lewis	WR	81 G. Allison	CB	37 J. Jackson
11 Z. Jones		SS	23 M. Hyde	CB	12 A. Rodgers	S	21 H. Clinton-Dix

**GREEN BAY SUBSTITUTIONS** — K 2 M. Crosby, P 6 J. Scott, S 27 J. Lyons, C 28 T. Brown, R 33 A. Jones, S 33 J. Whitehead, S 36 R. Greene  
LB 42 D. Banks, LS 43 H. Bradley, LB 44 A. Morrison, PB 51 K. Fackrell, LB 54 J. Crawford, LB 56 K. Thompson, G 62 L. Patrick, T 78 J. Spriggs, WM 82  
J. Moore, TE 84 L. Kendrick, TE 85 R. Tomyan, RB 88 T. Montgomery, TE 89 M. Lewis, DL 90 M. Adams, LB 93 R. Gilbert, **DID NOT PLAY** — OB 9  
D. Kizer, WM 19 E. St. Brown, **INACTIVES** — OB 6 T. Boyle, WM 18 R. Cobb, CB 20 K. King, RB 22 D. Jackson, CB 26 B. Breedand, G 64 J. McCray,  
G 70 A. Light.

FIELD GOALS (made ( ) & missed)

M.Crosby (52) (36) (52)[illegible]

## GREEN BAY DEFENSIVE STATISTICS (official)

	UT	A	TFL	TSk	GSH	FF	ER	In	PD
B Martinez	9	2	11	-8	0	0	0	0-0	2
J Jackson	4	3	7	-0-0	0	0	0	0-0	2
C Matthews	3	3	1	6:03-45	0	0	0	0-0	0
K Fackrell	4	1	3	5-3-24	0	0	0	0-0	0
T Williams	4	0	0	0-0-0	0	0	0	0-0	1
R Gilbert	3	1	1	4-1-7	0	0	0	0-0	0
H Clinton-Dix	2	2	0	4-0-0	0	0	0	1-0	1
K Brice	2	1	0	3-0-0	0	0	0	0-0	0
B Burns	2	1	0	3-0-0	0	0	0	0-0	0
<b>Totals</b>	<b>38</b>	<b>21</b>	<b>9</b>	<b>60</b>	<b>7-64</b>	<b>4</b>	<b>1</b>	<b>1</b>	<b>2-27</b>

Buffalo Bills									
RUSHING	ATT	YDS	Avg	LG	TD	RUSHING	ATT	YDS	Avg
J. McCoy	5	24	4.8	11	0	A. Jones	11	65	5.9
J. Allen	5	19	3.8	8	0	A. Rodgers	5	31	6.2
C. Ivory	6	15	2.5	7	0	J. Williams	11	27	2.5
Total	16	58	3.6	11	0	T. Montgomery	5	18	3.6
						Total	32	141	4.4
Green Bay Packers									
RUSHING	ATT	YDS	Avg	LG	TD	RUSHING	ATT	YDS	Avg
J. McCoy	11	65	5.9	30	1	A. Jones	11	65	5.9
J. Allen	5	31	6.2	15	0	A. Rodgers	5	31	6.2
C. Ivory	6	27	4.5	11	0	J. Williams	11	27	2.5
Total	22	123	5.6	30	1	T. Montgomery	5	18	3.6
						Total	32	141	4.4
Indianapolis Colts									
RUSHING	ATT	YDS	Avg	LG	TD	RUSHING	ATT	YDS	Avg
J. McCoy	11	65	5.9	30	1	A. Jones	11	65	5.9
J. Allen	5	31	6.2	15	0	A. Rodgers	5	31	6.2
C. Ivory	6	27	4.5	11	0	J. Williams	11	27	2.5
Total	22	123	5.6	30	1	T. Montgomery	5	18	3.6
						Total	32	141	4.4
Jacksonville Jaguars									
RUSHING	ATT	YDS	Avg	LG	TD	RUSHING	ATT	YDS	Avg
J. McCoy	11	65	5.9	30	1	A. Jones	11	65	5.9
J. Allen	5	31	6.2	15	0	A. Rodgers	5	31	6.2
C. Ivory	6	27	4.5	11	0	J. Williams	11	27	2.5
Total	22	123	5.6	30	1	T. Montgomery	5	18	3.6
						Total	32	141	4.4
New York Jets									
RUSHING	ATT	YDS	Avg	LG	TD	RUSHING	ATT	YDS	Avg
J. McCoy	11	65	5.9	30	1	A. Jones	11	65	5.9
J. Allen	5	31	6.2	15	0	A. Rodgers	5	31	6.2
C. Ivory	6	27	4.5	11	0	J. Williams	11	27	2.5
Total	22	123	5.6	30	1	T. Montgomery	5	18	3.6
						Total	32	141	4.4
New York Giants									
RUSHING	ATT	YDS	Avg	LG	TD	RUSHING	ATT	YDS	Avg
J. McCoy	11	65	5.9	30	1	A. Jones	11	65	5.9
J. Allen	5	31	6.2	15	0	A. Rodgers	5	31	6.2
C. Ivory	6	27	4.5	11	0	J. Williams	11	27	2.5
Total	22	123	5.6	30	1	T. Montgomery	5	18	3.6
						Total	32	141	4.4
New York Jets									
RUSHING	ATT	YDS	Avg	LG	TD	RUSHING	ATT	YDS	Avg
J. McCoy	11	65	5.9	30	1	A. Jones	11	65	5.

Team A										Team B																					
Interceptions					Punting					Interceptions					Punting																
Player	Total	No	Yds	Avg	LG	TD	Player	Total	No	Yds	Avg	LG	TD	Player	Total	No	Yds	Avg	LG	TD											
J.Poyer	1	1	11	11.0	11	0	J.Alexander	1	1	27	27.0	27	0	H.Clinton-Dix	2	27	13.5	27	0	0											
Total	1	11	11.0	11	11	0	Total	1	27	27.0	27	0	0	Total	2	27	13.5	27	0	0											
Punting					Punting					Punting					Punting																
Player	Total	No	Yds	Avg	NET	TB	IN20	LG	Player	Total	No	Yds	Avg	NET	TB	IN20	LG	Player	Total	No	Yds	Avg	NET	TB	IN20	LG					
C.Bonquenez	8	348	43.5	41.0	0	4	50	50	J.Scott	4	171	42.8	38.0	1	2	51	51	T.Williams	3	20	4.0	2	9	0	0	0					
Total	8	348	43.5	41.0	0	4	50	50	Total	4	171	42.8	38.0	1	2	51	51	Total	3	20	4.0	2	9	0	0	0					
Punt Returns					Punt Returns					Punt Returns					Punt Returns																
Player	Total	No	Yds	Avg	FC	LG	TD	Player	Total	No	Yds	Avg	FC	LG	TD	Player	Total	No	Yds	Avg	FC	LG	TD	Player	Total	No	Yds	Avg	FC	LG	TD
R.McDonald	1	-1	-1.0	1	-1	0	0	T.Williams	5	20	4.0	2	9	0	0	0	T.Hyde	1	0	0.0	0	0	0	0	0	0	0	0	0	0	0
M.Hyde	1	0	0.0	0	0	0	0	Returns	5	20	4.0	2	9	0	0	0	Returns	1	-1	-1.0	2	0	0	0	0	0	0	0	0	0	
(tback)	1	-1	-1.0	0	0	0	0	Returns	1	0	0.0	0	0	0	0	0	(tback)	2	37	18.5	0	19	0	0	0	0	0	0	0	0	
Returns	1	-1	-1.0	0	0	0	0	Returns	1	0	0.0	0	0	0	0	0	Returns	2	37	18.5	0	19	0	0	0	0	0	0	0	0	0
Kick Returns					Kick Returns					Kick Returns					Kick Returns																
Player	Total	No	Yds	Avg	FC	LG	TD	Player	Total	No	Yds	Avg	FC	LG	TD	Player	Total	No	Yds	Avg	FC	LG	TD	Player	Total	No	Yds	Avg	FC	LG	TD
T.Jones	2	37	18.5	0	19	0	0	(tback)	2	37	18.5	0	0	0	0	0	T.Jones	2	37	18.5	0	19	0	0	0	0	0	0	0	0	0
(tback)	2	37	18.5	0	19	0	0	Returns	2	37	18.5	0	0	0	0	0	(tback)	2	37	18.5	0	19	0	0	0	0	0	0	0	0	0
Returns	2	37	18.5	0	19	0	0	Returns	2	37	18.5	0	0	0	0	0	Returns	2	37	18.5	0	19	0	0	0	0	0	0	0	0	0
FUMBLES					FUMBLES					FUMBLES					FUMBLES																
Player	Total	Fum	Lost	Rec	Yds	TD	FF	Rec	Yds	TD	Bds	Player	Total	Fum	Lost	Rec	Yds	TD	FF	Rec	Yds	TD	Bds	Player	Total	Fum	Lost	Rec	Yds	TD	Bds
J.Allen	1	1	0	0	0	0	0	0	0	0	0	G.Allison	1	0	0	0	0	0	0	0	0	0	1	1	0	0	0	0	0	0	
R.Lewis	0	0	0	0	2	0	0	0	0	0	0	T.Montgomery	1	0	0	0	0	0	0	0	0	0	0	0	0	0	0	0	0	0	
T.Johnson	0	0	0	0	0	0	0	0	0	0	0	A.Rodgers	1	1	0	0	0	0	0	0	0	0	0	0	0	0	0	0	0	0	
K.Williams	0	0	0	0	0	0	1	0	0	0	0	L.Kendricks	0	0	0	0	0	0	1	1	0	0	0	0	0	0	0	0	0	0	
Total	1	1	0	0	0	3	1	0	0	0	0	Total	3	1	1	0	0	1	1	0	0	1	1	0	0	1	0	0	1	0	0

	Visitor	Home
	Bills	Packers
TOTAL FIRST DOWNS	11	22
By Rushing	2	9
By Passing	6	12
By Penalty	3	1
THIRD-DOWN EFFICIENCY	3-16-19%	11-19-58%
FOURTH-DOWN EFFICIENCY	0-0-0%	0-1-0%
TOTAL NET YARDS	145	423
Total Offensive Plays	56	74
Average gain per offensive play	2.6	5.7
NET YARDS RUSHING	58	141
Total Rushing Plays	16	32
Average gain per rushing play	3.6	4.4
Tackles for a loss-number and yards	1-2	5-11
NET YARDS PASSING	87	282
Times thrown - yards lost at to pass	7-64	2-16
Gross yards passing	151	298
PASS AT-COMP-INT	33-16-2	40-22-1
Average gain per pass play	2.2	6.7
KICKOFFS Number-In-EZ-touchbacks	1-1-1	5-4-3
PUNTS Number and Average	8-43	4-42.8
Had Blocked	0	0

	Visitor	Home
	Bills	Packers
FGs - PATs had blocked	0-0	0-0
Net Punting Average	41.0	38.0
TOTAL RETURN YARDS (not inc. Kickoffs)	10	47
No. and Yards Punt Returns	1-1	5-20
No. and Yards Kickoff Returns	2-37	0-0
No. and Yards Interception Returns	1-11	2-27
PENALTY TIES Number and Yards	3-20	5-60
FUMBLE Number and Lost	1-1	3-1
TOUCHDOWNS	0	2
Rushing	0	1
Passing	0	1
EXTRA POINTS Made-Attempts	0-0	1-2
Kicking Made-Attempts	0-0	1-2
Passing Made-Attempts	0-0	3-3
FIELD GOALS Made-Attempts	0-0	3-3
RED-ZONE EFFICIENCY	0-0-0%	2-3-67%
GOAL-TO-GO EFFICIENCY	0-0-0%	2-2-100%
SAFETIES	0	0
FINAL SCORE	0	22
TIME OF POSSESSION	25:23	34:37

DETROIT 31, GREEN BAY 23

DETROIT (AP) — The Detroit Lions took advantage of some mistakes they forced Green Bay to make and were fortunate some breaks simply went their way.

Matthew Stafford, who was 14 of 26 for 183 yards, threw two touchdown passes and LeGarrette Blount ran for two scores, lifting the Lions to a 31-23 win over the Packers on Sunday.

Detroit (2-3) earned a win it desperately needed under first-year coach Matt Patricia, going into its bye week.

Green Bay (2-2-1) had a rough day because veteran Mason Crosby had the worst game of his life and two-time NFL MVP Aaron Rodgers lost two fumbles for just the third time in his 14-year career.

Crosby missed a career-high four field goals in one game and failed to make an extra point to boot. He connected on a field goal with two seconds left, but that wasn't of much consolation after his poor performance.

Detroit recovered an onside kick to seal the win, preventing Rodgers from getting another chance at a Hail Mary in Detroit like the one he threw in 2015.

The Lions built a big lead in the first half: Blount had a pair of 1-yard TD runs in the first quarter and Stafford's 8-yard pass to Marvin Jones late in the second quarter put Detroit up, 24-0.

Rodgers, missing injured receivers Randall Cobb and Aaron Williams, threw short TDs to rookie Marquez Valdes-Scantling and Lance Kendricks in the third to pull the Packers within 10 points.

Stafford answered with a 5-yard TD pass to Kenny Golladay early in the fourth quarter to give Detroit a 31-14 lead.

Rodgers connected with Davante Adams on a 12-yard throw for a third TD pass, but Crosby hit the left upright on the extra point to let the Lions keep an 11-point lead midway through the fourth quarter.

Rodgers was 32 of 52 for 442 yards — the second-highest total of his career — with three TD passes.

**OFFICIALS** — Referee: John Hussey (35); Umpire: Tony McNalek (115); Down Judge: Kevin Cody (16); Line Judge: Derrick Bowers (74); Field Judge: Mike Weatherford (116); Side Judge: Allen Baynes (66); Back Judge: Gregory Steed (12); Replay Official: Terri Valenti

STARTING LINEUPS

Green Bay Packers						Detroit Lions					
Offense			Defense			Offense			Defense		
WR	19 E.Si. Brown	NT	97 K.Clark	WR	15 G.Tate	DE	95 R.Okwara	WR	15 G.Tate	DE	95 R.Okwara
LT	69 D.Bachrian	DE	76 M.Daniels	DE	61 T.Decker	DT	97 T.Ruban	LT	69 D.Bachrian	DE	76 M.Daniels
LG	65 L.Taylor	OLB	52 C.Matthews	LG	77 F.Ragnow	CB	91 T.Labour	LG	77 F.Ragnow	CB	91 T.Labour
C	63 C.Linsley	ILB	50 B.Martinez	C	60 G.Glasgow	DE	93 D.Hand	C	63 C.Linsley	ILB	50 B.Martinez
RG	74 B.Bailey	ILB	42 O.Burks	RG	70 K.Wiggins	OLB	42 D.Kennard	RG	74 B.Bailey	ILB	42 O.Burks
RT	75 B.Bailey	OLB	53 N.Perry	RT	71 R.Wagner	MLB	40 J.Davis	RT	75 B.Bailey	OLB	53 N.Perry
TE	80 J.Graham	CB	38 T.Williams	TE	82 L.Wilson	OLB	52 C.Jones	TE	80 J.Graham	CB	38 T.Williams
WR	17 D.Adams	CB	20 K.King	WR	11 M.Jones	CB	23 D.Slay	WR	17 D.Adams	CB	20 K.King
WR	83 W.Valdes-Scantling	CB	37 J.Jackson	WR	9 K.Stafford	CB	24 N.Lawson	WR	83 W.Valdes-Scantling	CB	37 J.Jackson
QB	12 A.Rodgers	S	21 H.Cinton-Dix	QB	19 K.Golladay	SS	28 O.Diggs	QB	12 A.Rodgers	S	21 H.Cinton-Dix
RB	30 J.Williams	S	29 K.Brice	RB	33 K.Johnson	FS	27 G.Quinn	RB	30 J.Williams	S	29 K.Brice

**GREEN BAY SUBSTITUTIONS** — K 2 C.McCrawford, P 6 J.Scott, S 27 J.Jones, CB 28 T.Brown, RB 33 A.Jones, S 36 R.Greene, LB 43 H.Tracy, LB 44 A.Morrison, LB 51 K.Trackell, LB 54 J.Crawford, G 62 L.Patrick, T 78 J.Spriggs, WR 82 J.Moore, TE 84 L.Kendricks, TE 85 R.Tonyan, RB 88 T.Montgomery, TE 89 M.Lewis, DL 90 M.Adams, LB 93 R.Gilbert, DL 94 D.Lovry, DL 96 T.Lancaster, **DID NOT PLAY** — QB 9 D.Kiefer, LB 56 K.Toomer, G 64 J.McCray **INACTIVES** — QB 8 T.Boyle, WR 18 R.Cobb, CB 23 J.Alexander, CB 26 B.Breeland, S 35 J.Whitehead, T/G 70 A.Light, WR 81 G.Allison.

**FIELD GOALS (made ) & missed)**

M.Crosby	41W/L 42R/U 38WR 56WR (41)	M.Prater	(39) 55WR	OT	Total
VISITOR:	Green Bay Packers	1	2	3	23
HOME:	Detroit Lions	0	14	4	23
		14	10	7	31

GREEN BAY DEFENSIVE STATISTICS (official)

Team	Qtr	Time	Play Description (Extra Point/Drive Info)	UT	A	TEL	TI	Sck	QBH	FE	FR	Int	PD
Lions	1	10:30	L.Blount 1 yd run (M.Prater kick) (1-1, 0:04)	3	0	0	3	0-0	0	0	0	0	0-0
Lions	1	1:06	L.Blount 1 yd run (M.Prater kick) (4-1, 0:21)	2	1	1	3	1-5	0	0	0	0	0-0
Lions	2	14:48	M.Prater 39 yd Field Goal (4-1, 0:21)	2	1	2	3	0-0	1	0	0	0	0-0
Lions	3	9:40	M.Jones 8 yd pass from M.Stafford (M.Prater kick) (4-29, 0:38)	2	1	0	3	0-0	1	0	0	0	0-0
Packers	3	0:15	M.Valdes-Scantling 3 yd pass from A.Rodgers (A.Rodgers pass) (11-75, 5:20)	2	1	0	3	0-0	1	0	0	0	0-0
Packers	3	1:14	L.Kendricks 1 yd pass from A.Rodgers (pass failed) (11-55, 4:41)	2	1	0	3	0-0	1	0	0	0	0-0
Lions	4	12:55	K.Golladay 5 yd pass from M.Stafford (M.Prater kick) (8-75, 3:19)	0	1	0	1	0-0	0	0	0	0	0-0
Packers	4	9:01	D.Adams 12 yd pass from A.Rodgers (kick failed) (lu) (6-75, 3:54)	0	0	0	0	0-0	0	0	0	0	0-0
Packers	4	0:02	M.Crosby 41 yd Field Goal (6-74, 1:02)	42	22	8	64	3-13	3	0	0	0	0-0

Green Bay Packers												Detroit Lions									
RUSHING			ATT			YDS			AVG			LG			TD			RUSHING			
A.Jones	6	40	5.7	18	0	0	0	0	0	0	0	0	0	0	0	0	0	K.Johnson	12	70	5.8
J.Williams	7	33	5.5	11	0	0	0	0	0	0	0	0	0	0	0	0	0	L.Blount	22	22	1.0
T.Montgomery	4	15	3.8	10	0	0	0	0	0	0	0	0	0	0	0	0	0	T.Ridick	3	-3	-1.0
A.Rodgers	3	10	3.3	6	0	0	0	0	0	0	0	0	0	0	0	0	0	M.Stafford	1	-1	-1.0
Total	20	98	4.9	49	0	0	0	0	0	0	0	18	0	0	0	0	0	Total	28	94	3.4

PASSING												PASSING									
ATT			CMP			YDS			SK/YD			LG			IN			ATT			
A.Rodgers	52	32	442	4.9	3	54	0	108.0	0	0	0	54	0	108.0	0	0	0	M.Stafford	26	14	183
Total	52	32	442	4.9	3	54	0	108.0	0	0	0	54	0	108.0	0	0	0	Total	26	14	183

INTERCEPTIONS												INTERCEPTIONS									
NO			YDS			AVG			LG			NO			YDS			AVG			
Total	0	0	0	0	0	0	0	0	0	0	0	Total	0	0	0	0	0	0	0	0	0

PUNTING												PUNTING									
NO			YDS			AVG			NET			NO			YDS			AVG			
Total	0	0	0.0	0.0	0	0	0	0	0	0	0	Total	3	228	45.6	45.2	0	4	4	53	53

PUNT RETURNS												PUNT RETURNS									
NO			YDS			AVG			LG			NO			YDS			AVG			
T.Williams	1	2	2.0	2	0	0	0	0	0	0	0	T.Williams	1	2	2.0	2	0	0	0	0	0
K.King	1	0	0.0	0	0	0	0	0	0	0	0	K.King	1	0	0.0	0	0	0	0	0	0
(downed)	1	0	0.0	0	0	0	0	0	0	0	0	(downed)	1	0	0.0	0	0	0	0	0	0
Returns	2	2	1.0	2	0	0	0	0	0	0	0	Returns	0	0	0.0	0	0	0	0	0	0

KICK RETURNS												KICK RETURNS									
NO			YDS			AVG			FC			NO			YDS			AVG			
T.Montgomery	2	29	14.5	0	0	0	0	0	0	0	0	A.Aboulihan	1	30	30.0	0	0	0	0	0	0
(back)	4	0	0.0	0	0	0	0	0	0	0	0	(back)	3	0	0.0	0	0	0	0	0	0
Returns	2	29	14.5	0	0	0	0	0	0	0	0	Returns	1	30	30.0	0	0	0	0	0	0

FUMBLES												FUMBLES									
Own			Opp			Out			Own			Own			Opp			Out			
A.Rodgers	2	2	0	0	0	0	0	0	0	0	0	D.Hand	0	0	0	0	1	1	0	0	0
K.King	1	1	0	0	0	0	0	0	0	0	0	R.Okwara	0	0	0	0	1	0	0	0	0
Total	3	3	0	0	0	0	0	0	0	0	0	J.Agrew	0	0	0	0	0	1	0	0	0
												D.Kennard	0	0	0	0	0	1	0	0	0
												Total	0	0	0	0	2	3	0	0	0

TOTAL FIRST DOWNS				Visitor	Home
By Rushing				Packers	Lions
30				30	18
By Passing					6
23				23	9
By Penalty					3
1				1	3
THIRD-DOWN EFFICIENCY				3-10-30%	5-13-38%
2-2-100%				0-0-0%	0-0-0%
FOURTH-DOWN EFFICIENCY				2-2-100%	0-0-0%
2-2-100%				264	264
TOTAL NET YARDS				521	264
Total Offensive Plays				76	57
Average gain per offensive play				6.9	4.6
NET YARDS RUSHING				98	94
Total Rushing Plays				20	28
Average gain per rushing play				4.9	3.4
Tackles for a loss-number and yards				1-1	3-3
NET YARDS PASSING				423	170
Times thrown - yards lost/tl. to pass				4-19	3-13
Gross yards passing				442	183
PASS ATT-COMP-INT				52-32-0	26-14-0
Average gain per pass play				7.6	5.9
KICKOFFS Number-in EZ-Touchbacks				5-4-3	6-4-4
PUNTS Number and Average				0-0-0	5-45.6
Had Blocked				0	0

FGs - PATs had blocked				Visitor	Home
Net Punting Average				Packers	Lions
0.0				0.0	45.2
TOTAL RETURN YARDS (not inc. kickoffs)				2	0
No. and Yards Punt Returns				2-2	0-0
No. and Yards Kickoff Returns				2-29	1-30
No. and Yards Interception Returns				0-0	0-0
PENALTIES Number and Yards				12-112	8-71
FUMBLES Number and Lost				3-3	0-0
TOUCHDOWNS				3	4
Rushing				0	2
Passing				3	2
EXTRA POINTS Made-Attempts				1-3	4-4
Kicking Made-Attempts				0-1	4-4
Passing Made-Attempts				1-2	0-0
FIELD GOALS Made-Attempts				1-5	1-2
RED-ZONE EFFICIENCY				3-4-75%	4-4-100%
GOAL-TO-GO EFFICIENCY				2-3-67%	4-4-100%
SAFETIES				0	0
FINAL SCORE				23	31
TIME OF POSSESSION				33:20	26:40



# GREEN BAY 33, SAN FRANCISCO 30

Lambeau Field, Monday, Oct. 15, 2018. Attendance: 77,642. Time: 3:10. Weather: 37° F. Humidity: 55 percent. Wind: W 5 mph

GAME 6

**GREEN BAY, Wis. (AP)** — A pick, a beneficial penalty and a game-winning kick. Quite a final minute for the Green Bay Packers. Mason Crosby kicked a 27-yard field goal as time expired to cap an 81-yard drive set up by Kevin King's interception with 1:07 left, and the Packers outlasted the San Francisco 49ers for a 33-30 win on Monday night.

The final drive was extended after 49ers cornerback Richard Sherman was flagged for illegal contact on third-and-15 that wiped out a sack of Aaron Rodgers with 43 seconds left.

Rodgers rushed up the middle for a 21-yard gain on the next play. The two-time NFL MVP completed two more passes for 19 yards to set up Crosby's game-winning for Green Bay (3-2-1). The veteran kicker was perfect a week after missing four field goals in a loss at Detroit.

Rodgers threw for 425 yards and two scores, both to WR Davante Adams. The second came with 1:55 left from 16 yards to tie the score at 30. San Francisco QB C.J. Beathard passed for 245 yards and two long touchdowns to speed/receiver Marquise Goodwin for the 49ers (1-5-1). A ton ACL. Turnovers hurt them again — three more on Monday night, but none bigger than King's pick at the Packers' 10.

The second-year cornerback was locked in 1-on-1 coverage with Goodwin. King kept up and pulled in a ball that looked slightly underthrown by Beathard.

Then Rodgers went to work, aided by the penalty on Sherman, who was covering Adams. Rodgers was 25 of 46. Adams had 10 catches for 132 yards, one of three Packers receivers to go over 100 yards.

The Packers scored 10 points in the final two minutes, capped by Crosby's fourth field goal of the night.

It's just what the Packers needed going into their bye week. The late flurry overshadowed another troubling start by the defense.

The Packers had a 17-7 lead when Rodgers connected with Adams for a 9-yard touchdown with 1:58 left in the first quarter.

Then San Francisco just brushed past Green Bay.

Beathard connected with Goodwin for the 67-yard score down the middle of the field on the ensuing series to end the first quarter.

A 30-yard score by Goodwin came with 6:05 left in the second, giving the 49ers a 21-20 lead. Goodwin celebrated by mimicking a long jump in the end zone. He finished with four catches for 126 yards. Beathard was 16 of 23.

San Francisco also got more pressure after the first quarter, forcing the Packers into more third-and-long situations. Rodgers figured out the Niners in the end.

**OFFICIALS** — Referee: John Parry (132); Umpire: Mark Pells (131); Down Judge: David Oliver (24); Line Judge: Julian Mapp (10); Field Judge: Matthew Edwards (99); Side Judge: Michael Banks (72); Back Judge: Perry Paganelli (46); Replay Official: James O'Hanlon

## STARTING LINEUPS

### San Francisco 49ers

Offense		Defense	
WR	15 P.Garçon	LDE	94 S.Thomas
LT	74 J.Staley	LDT	90 E.Mitchell
LG	75 R.Torres	RTD	99 D.Buckner
C	58 W.Richburg	RDE	91 A.Armstead
RG	68 M.Person	MIKE	48 F.Hanner
RT	69 M.McGlinchey	WILL	56 R.Foster
TE	85 G.Kittle	LCB	25 R.Sherman
WR	11 M.Goodwin	CB	24 K.Williams
RB	22 M.Breida	RCB	20 J.Ward
FB	44 K.Jusczyk	FS	27 A.Cobert
DB	3 C.Beathard	SS	29 J.Tant

### Green Bay Packers

Offense		Defense	
WR	19 E.St. Brown	DE	94 D.Lowry
LT	69 D.Bachari	NT	97 K.Clark
LG	65 L.Taylor	DE	56 M.Daniels
C	63 C.Linsley	OLB	52 C.Matthews
RG	74 B.Bell	ILB	50 B.Martinez
RT	75 B.Bulaga	ILB	42 O.Burks
TE	89 M.Lewis	OLB	53 N.Perry
WR	17 D.Adams	CB	38 T.Williams
RB	83 M.Valdes-Scantling	CB	20 K.King
FB	12 A.Rodgers	S	21 H.Chilton-Dix
DB	29 A.Jones	S	29 K.Brice

**GREEN BAY SUBSTITUTIONS** — K 2 M.Crosby, P 6 J.Scott, S 27 J.Jones, CB 28 T.Brown, RB 30 J.Williams, S 35 J.Whitehead, S 36 R.Greene, DB 37 J.Jackson, LB 44 H.Brady, LB 44 A.Morrison, LB 51 K.Fackell, LB 54 J.Crawford, G 62 L.Pattik, G 64 J.McCray, TE 80 J.Graham, WR 62 J.Moore, TE 84 L.Kendricks, TE 85 R.Tonyan, RB 88 T.Montgomery, DL 90 M.Adams, LB 93 R.Gilbert, DL 95 T.Lancaster, **DID NOT PLAY** — DB 9 D.Kizer, LB 56 K.Toomer, **INACTIVES** — DB 8 T.Boyle, WR 18 R.Cobb, DB 23 J.Alexander, CB 26 B.Breedard, T/G 70 A.Light, T 78 J.Springs, WR 81 G.Allison.

## FIELD GOALS (made / & missed)

Player	San Francisco 49ers	Green Bay Packers
M.Crosby	1 / 1	2 / 3
	14 / 17	3 / 3

(29) (39) (51) (27)

Team	Qtr	Time	Play Description (Extra Point) (Drive Info)	Score	Visitor	Home	Total
49ers	1	10:59	M.Breida 3 yd run (R.Gould kick) (7-75, 4:01)	0-0	0	0	0
Packers	1	9:17	T.Montgomery 2 yd run (M.Crosby kick) (4-77, 1:42)	0-0	0	0	0
Packers	1	7:39	M.Crosby 29 yd field goal (5-23, 1:29)	0-0	0	0	0
Packers	1	1:58	D.Adams 9 yd pass from A.Rodgers (M.Crosby kick) (5-79, 2:54)	0-0	0	0	0
49ers	1	0:27	M.Goodwin 67 yd pass from C.Beathard (R.Gould kick) (3-78, 1:31)	0-0	0	0	0
Packers	2	7:34	M.Crosby 39 yd field goal (9-23, 4:38)	0-0	0	0	0
49ers	2	6:05	M.Goodwin 30 yd pass from C.Beathard (R.Gould kick) (3-65, 1:29)	0-0	0	0	0
49ers	2	0:00	R.Gould 46 yd field goal (11-32, 5:07)	0-0	0	0	0
Packers	3	11:17	M.Crosby 51 yd field goal (7-42, 3:43)	0-0	0	0	0
49ers	3	6:59	R.Gould 44 yd field goal (9-49, 4:18)	0-0	0	0	0
Packers	4	13:08	R.Gould 43 yd field goal (10-58, 5:12)	0-0	0	0	0
49ers	4	1:55	D.Adams 16 yd pass from A.Rodgers (M.Crosby kick) (4-58, 1:05)	0-0	0	0	0
Packers	4	0:00	M.Crosby 27 yd field goal (10-81, 1:07)	0-0	0	0	0

## GREEN BAY DEFENSIVE STATISTICS (official)

Player	San Francisco 49ers	Green Bay Packers
B.Martinez	9 / 2	11 / 0
K.Clark	5 / 3	1 / 8
R.Gilbert	4 / 2	0 / 0
K.Brice	3 / 0	6 / 0
K.Fackell	4 / 1	0 / 0
J.Whitehead	3 / 1	0 / 0
T.Williams	3 / 1	0 / 0
O.Burks	3 / 0	0 / 0
Totals	45 / 17	3 / 62

San Francisco 49ers									
RUSHING	ATT	YDS	AVG	LG	TD	PASSING	ATT	YDS	AVG
M.Breida	12	87	7.3	26	0	C.Beathard	23	16	245
M.Breida	14	61	4.4	13	0		23	16	245
C.Beathard	3	21	7.0	11	0		23	16	245
M.Goodwin	1	5	5.0	5	0		23	16	245
Total	30	174	5.8	26	0		23	16	245
PASSING	ATT	YDS	SKYD	TD	LG	INT	RT	LG	TD
C.Beathard	23	16	245	2	67	1	115.3	1	115.3
	23	16	245	2	67	1	115.3	1	115.3
PASS RECEIVING	NO	YDS	AVG	LG	TD	INT	RT	LG	TD
M.Goodwin	4	126	31.5	67	2	0	0	67	2
P.Garçon	4	37	9.3	18	0	0	0	18	0
G.Kittle	4	30	7.5	11	0	0	0	11	0
K.Jusczyk	3	30	10.0	21	0	0	0	21	0
K.Bourne	1	22	22.0	22	0	0	0	22	0
Total	16	245	15.3	67	2	0	0	67	2
INTERCEPTIONS	NO	YDS	AVG	LG	TD	INT	RT	LG	TD
Total	0	0	0.0	0	0	0	0	0	0

Green Bay Packers									
RUSHING	ATT	YDS	AVG	LG	TD	PASSING	ATT	YDS	AVG
A.Jones	8	41	5.1	16	0	A.Rodgers	46	25	425
A.Rodgers	3	34	11.3	21	0		46	25	425
J.Williams	6	29	4.8	9	0		46	25	425
T.Montgomery	4	12	3.0	14	0		46	25	425
Total	21	116	5.5	21	0		46	25	425
PASSING	ATT	YDS	SKYD	TD	LG	INT	RT	LG	TD
A.Rodgers	46	25	425	2	60	0	100.4	0	100.4
	46	25	425	2	60	0	100.4	0	100.4
PASS RECEIVING	NO	YDS	AVG	LG	TD	INT	RT	LG	TD
D.Adams	10	132	13.2	38	2	0	0	38	2
J.Graham	5	104	20.8	54	0	0	0	54	0
M.Valdes-Scantling	3	103	34.3	60	0	0	0	60	0
L.Kendricks	2	37	18.5	22	0	0	0	22	0
T.Montgomery	2	10	5.0	5	0	0	0	5	0
E.St. Brown	1	19	19.0	19	0	0	0	19	0
J.Williams	1	10	10.0	10	0	0	0	10	0
J.Moore	1	10	10.0	10	0	0	0	10	0
Total	25	425	17.0	60	2	0	0	60	2
INTERCEPTIONS	NO	YDS	AVG	LG	TD	INT	RT	LG	TD
K.King	1	0	0.0	0	0	0	0	0	0
Total	1	0	0.0	0	0	0	0	0	0
PUNTING	NO	YDS	AVG	NET	TB	INT	LG	TD	LG
J.Scott	4	155	38.8	33.8	1	1	41	41	41
Total	4	155	38.8	33.8	1	1	41	41	41
PUNT RETURNS	NO	YDS	AVG	FC	LG	TD	INT	LG	TD
T.Williams	1	6	6.0	2	6	0	0	6	0
Returns	1	6	6.0	2	6	0	0	6	0
KICK RETURNS	NO	YDS	AVG	FC	LG	TD	INT	LG	TD
R.James	4	108	27.0	32	32	0	0	32	0
D.Reed	1	30	30.0	0	30	0	0	30	0
(tback)	2	0	0.0	0	0	0	0	0	0
Returns	5	138	27.6	0	32	0	0	32	0
FUMBLES	Fum	Lost	Rec	Yds	TD	FF	Rec	Yds	TD
H.Chilton-Dix	0	0	0	0	0	0	0	0	0
R.Greene	0	0	0	0	0	0	0	0	0
J.Crawford	0	0	0	0	0	0	0	0	0
K.King	0	0	0	0	0	0	0	0	0
Total	0	0	0	0	0	0	0	0	0

San Francisco 49ers				San Francisco 49ers			
	Visitor	Home		Visitor	Home		
	49ers	Packers		49ers	Packers		
TOTAL FIRST DOWNS	18	26		0-0	0-0		
By Rushing	9	8			33.8		
By Passing	8	17			0		
By Penalty	1	1			1-6		
THIRD-DOWN EFFICIENCY	2-9-22%	4-13-31%			5-13.8		2-41
FOURTH-DOWN EFFICIENCY	0-0-0%	1-2-50%			0-0		1-10
TOTAL NET YARDS	401	521			2-10		6-54
Total Offensive Plays	55	70			2-2		0-0
Average gain per offensive play	7.3	7.4			3		3
NET YARDS RUSHING	174	116			1		1
Total Rushing Plays	30	21			2		2
Average gain per rushing play	5.8	5.5			3-3		3-3
Tackles for a loss-number and yards	1-1	3-10			3-3		3-3
NET YARDS PASSING	227	405			3-3		4-4
Times thrown - yards lost att. to pass	2-18	3-20			1-1-100%		3-6-50%
Gross yards passing	245	425			1-1-100%		1-2-50%
PASS ATT-COMP-INT	23-16-1	46-25-0			0		0
Average gain per pass play	9.1	8.3			30		33
KICKOFFS Number-In-EZ-Touchbacks	6-4-4	7-5-2			28.52		31.08
PUNTS Number and Average	3-42.0	4-38.8					
Had Blocked	0	0					



**FOXBOROUGH, Mass. (AP)** — Tom Brady and Aaron Rodgers spent the week telling anyone who asked that the other guy was the better quarterback. In the second matchup between the future Hall of Famers, it was Brady who walked off the field with the victory.

and the Green Bay Packers on Sunday night. It was the sixth straight victory for the Patriots (7-2).

Rodgers completed 61 of 43 passes and two touchdowns but failed to rally his team after tying the game in the third quarter. It was 17-17 when Aaron Jones fumbled for Green Bay (3-4-1) early in the fourth quarter.

New England receiver Julian Edelman hit White on a 3/-yard catch-and-run to set up White's second score, a 1-yard run. On the Patriots' next possession, Brady connected with Josh Gordon for a 55-yard TD.

Gordon caught nine passes for 130 yards, the 12th 100-yard receiving game of his career. With tight end Rob Gronkowski out with back and ankle injuries and leading rusher Sony Michel out for the second straight week with a knee issue, Brady and the Patriots had to get creative.

They again turned to receiver Cordarrelle Patterson to help carry the load in the backfield. Patterson was effective for the second straight week rushing 11 times for 61 yards and a touchdown.

He worked in tandem with White to keep the Packers' defense guessing. White took advantage and found space to turn short completions into first downs. New England also capitalized on a pair of long flea-flicker passes to set up scores.

Rodgers was on target in the first half. He was elusive in the pocket and extended plays with his feet, keeping the Patriots' secondary off balance long enough to create space downfield or some big gains.

The longest was a 51-yard pass to Marquez Valdes-Scantling in the third quarter that helped set up Rodgers' 15-yard TD pass to Jimmy Graham that tied the game at 17. But the pocket got smaller in the second half as the Patriots' defense sped him up, hitting him six times and sacking him once.

Brady completed 16 of his first 22 passes but had six straight incompletions in the third quarter. There wasn't a turnover in the game until Green Bay's Jones was stripped by Lawrence Guy early in the fourth quarter. The fumble was recovered

by Stephon Gilmore on the Patriots' 24.

The Patriots' defense tightened on Green Bay's next drive. It culminated on third down when Adrian Clayborn and Trev Flowers dropped Rodgers scored from a yard out two plays later to put the Patriots back in front, 24-17.

On just the third play of the ensuing drive, Brady found Gordon over the middle. Packers cornerback Tramon Williams had a shot at a tackle, but for a 9-yard sack and forcing a punt. It proved costly.

whiffed, springing Gordon for his 55-yard touchdown. Packers safety Jermaine Whitehead was ejected in the second quarter.

**OFFICIALS** — Referee: Brad Allen (122); Umpire: Ruben Fowler (71); Down Judge: Jim Mello (48); Line Judge: Brian Bolinger (40); Field Judge:

Steve Zimmer (33), Side Judge: Scott Novak (1), Back Judge: Terrence Miles (111), Replay Official: Jim Lapetina

## STARTING LINEUPS

Green Bay Packers	New England Patriots
Offense	Offense
Defense	Defense

18	R.Cobb	NT	97	K.Clark	WR	17	C.Hogan	LDE	98	T.Flowers
62	D.Bakhtiar	DE	76	M.Daniels	LT	77	T.Brown	LDT	90	M.Brown
65	L.Taylor	OLB	52	C.Mathews	LG	62	J.Tunney	RDT	91	D.Wise
63	C.Linsley	ILB	50	B.Martinez	C	60	D.Darrows	RDE	58	K.Davis
74	B.Bell	ILB	42	O.Burks	RG	75	T.Karas	LB	54	D.Hightower
75	B.Buiega	OLB	53	N.Perry	FT	61	M.Cannon	LB	53	K.Van Noy
80	J.Alexander	CB	23	J.Alexander	TE	83	D.Allen	DB	31	J.Jones
17	D.Adams	CB	20	K.King	WR	11	J.Edelman	RCB	24	S.Gilmore
83	M.Valdes-Scantling	CB	26	B.Plealand	WR	12	T.Brady	LCB	30	M.McCurry
12	A.Rodgers	S	38	T.Williams	WR	10	J.Gordon	CB	23	P.McIntyre
33	A.Jones	S	29	K.Brice	RB	28	J.White	S	32	D.McCurry

PLAY SUBSTITUTIONS — K 2 M.Crosby, P 9 J.Scott, WR 19 E.St. Brown, S 27 J.Jones, RB 30 J.Williams, RB 32 T.Catson, S

**GREEN BAY SUBSTITUTIONS** — J 2 M. Crosby, P 4 J. Scott, WR 19 E. St. Brown, S 27 J. Jones, RB 30 J. Williams, RB 32 J. Carlson, S 35, W. Whitehead, S 36 R. Greene, CB 37 K. Jackson, LB 41 H. Bradley, LB 43 A. Morrison, LB 51 K. Franklin, LB 54 J. Crawford, G 62 L. Patrick, T 78 L. Spriggs, WR 82 J. Moore, TE 84 L. Kendrick, TE 85 R. Torpian, TE 89 M. Lewis, DL 90 M. Adams, LB 93 R. Gilbert, DL 94 D. Lowry, DL 95 T. Lancaster, **DID NOT PLAY** — OB 9 D. Kizer, **INACTIVES** — OB 8 T. Boyle, P 10 D. Kaser, CB 28 T. Brown, LB 36 K. Toomer, G 64 J. McCreay, G 70 A. Alpert, WR 81 G. Allison.

FIELD GOALS (made ( ) & missed)

(29)  $\gamma$  S.Gostkowski (28)

Visitor:	OT	Total
Green Bay Packers	1	17
New England Patriots	0	31
Home:	0	31
Our Time	1	2
Play Description (Extra Point/Drive Info)	3	7
1 11:40 J.White 6 yd. pass from A.Rodgers (M.Crosby kick) (10-59, 3:20)	10	0
2 11:06 M.Crosby 29 yd. Field Goal (14-62, 6:35)	14	0
3 10:30 S.Gostkowski 28 yd. Field Goal (7-78, 1:44)	17	0
4 9:50 D.Adams 2 yd. pass from A.Rodgers (M.Crosby kick) (13-79, 6:48)	10	7
2 4:49 C.Patterson 5 yd. run (S.Gostkowski kick) (7-69, 2:52)	17	17
3 1:57 J.Graham 15 yd. pass from A.Rodgers (M.Crosby kick) (7-76, 3:42)	10	24
1 11:18 J.White 1 yd. run (S.Gostkowski kick) (10-76, 4:46)	17	31
4 7:20 J.Gordon 55 yd. pass from T.Brady (S.Gostkowski kick) (3-72, 1:10)	17	24

### GREEN BAY DEFENSIVE STATISTICS (official)

	UT	A	TEL	T	Sck	GSH	EF	ER	Inn	PD
B Breeland	5	3	0	8	-0-0	0	0	0	-0-0	1
B Martinez	4	0	0	8	-0-0	0	0	0	-0-0	0
J Jones	6	1	0	7	-0-0	0	0	0	-0-0	0
A Morrison	6	0	1	6	-1-1	0	0	0	-0-0	1
T Williams	5	1	0	6	-0-0	0	0	0	-0-0	0
J Alexander	4	1	0	5	-0-0	0	0	0	-0-0	2
J Jackson	3	2	0	5	-0-0	0	0	0	-0-0	2
K Rackell	2	1	0	3	-0-0	0	0	0	-0-0	0
J Whitehead	2	1	0	3	-0-0	0	0	0	-0-0	0
K Clark	1	2	0	3	-0-0	0	0	0	-0-0	0
L Lowmy	2	0	1	2	-0-0	0	0	0	-0-0	0
	<b>Totals</b>									
	48	23	3	71	2-21	3	0	0	-0-0	5

Green Bay Packers												
RUSHING		ATT	YDS	AVG	LG	TD						
A.Jones	14	75	5.4	13	0	0						
J.Williams	7	34	4.9	10	0	0						
A.Rodgers	4	8	2.0	6	0	0						
Total	25	117	4.7	13	0	0						
PASSING		ATT	CMP	YDS	SKYD	TD	LG	IN	RT			
A.Rodgers	43	24	259	1/9	2	51	0	89.2				
Total	43	24	259	1/9	2	51	0	89.2				
PASS RECEIVING		NO	YDS	AVG	LG	TD						
D.Adams	6	20	6.7	10	1	0						
J.Ellieman	4	24	4.8	9	1	0						
R.Coburn	4	55	13.8	19	1	0						
U.Stallam	3	101	33.7	51	0	0						
M.Valdes-Scantling	2	20	10.0	16	0	0						
J.Williams	2	10	5.0	7	0	0						
A.Jones	1	5	5.0	5	0	0						
M.Lewis	1	4	4.0	4	0	0						
E.St. Brown	24	259	10.8	51	2	2						
Total												
INTERCEPTIONS		NO	YDS	AVG	LG	TD						
Total		0	0	0.0	0	0						
PUNTING		NO	YDS	AVG	NET	TB	IN20	LG				
B.Scott	5	210	42.0	42.0	0	1	53					
Total	5	210	42.0	42.0	0	1	53					
PUNT RETURNS		NO	YDS	AVG	FC	LG	TD					
(downed)	1	0	0.0	0	0	0	0					
(out of bounds)	2	0	0.0	0	0	0	0					
Returns	0	0	0.0	0	0	0	0					
KICK RETURNS		NO	YDS	AVG	FC	LG	TD					
B.Breeland	2	43	21.5	0	23	0	0					
(tback)	4	0	0.0	0	0	0	0					
Returns	2	43	21.5	0	23	0	0					
FUMBLES		FumLost	Own Rec Yds	TD	Opp Rec Yds	TD	Out Bds					
A.Jones	1	1	0	0	0	0	0					
A.Rodgers	1	0	0	0	0	0	0					
Total	2	1	0	0	0	0	0					

New England Patriots												
RUSHING		ATT	YDS	AVG	LG	TD						
C.Patterson	11	61	5.5	17	1	1						
J.White	12	31	2.6	8	2	0						
J.Ellieman	1	28	14.0	14	0	0						
K.Barnes	2	4	4.0	4	0	0						
T.Brady	3	-1	-0.2	2	0	0						
Total	31	123	4.0	17	3	3						
PASSING		ATT	CMP	YDS	SKYD	TD	LG	IN	RT			
T.Brady	35	22	294	2/1	1	55	0	99.0				
J.Ellieman	1	37	0.0	3	0	118.8						
Total	36	23	331	2/1	1	55	0	102.9				
PASS RECEIVING		NO	YDS	AVG	LG	TD						
J.White	6	72	12.0	37	0	0						
J.Ellieman	8	71	8.9	33	0	0						
J.Gordon	5	130	26.0	53	1	1						
P.Dorsett	3	21	7.0	17	0	0						
D.Allen	1	3	3.0	11	0	0						
C.Patterson	1	0	0.0	7	0	0						
J.Develin	1	7	7.0	7	0	0						
Total	23	331	14.4	55	1	1						
INTERCEPTIONS		NO	YDS	AVG	LG	TD						
Total		0	0	0.0	0	0						
PUNTING		NO	YDS	AVG	NET	TB	IN20	LG				
B.Allen	3	149	49.7	49.7	0	2	53					
Total	3	149	49.7	49.7	0	2	53					
PUNT RETURNS		NO	YDS	AVG	FC	LG	TD					
J.Ellieman	1	0	0.0	4	0	0	0					
Returns	1	0	0.0	4	0	0	0					
KICK RETURNS		NO	YDS	AVG	FC	LG	TD					
C.Patterson	2	64	32.0	0	36	0	0					
(tback)	2	0	0.0	0	0	0	0					
Returns	2	64	32.0	0	36	0	0					
FUMBLES		FumLost	Own Rec Yds	TD	Opp Rec Yds	TD	Out Bds					
A.Claydon	0	0	0	0	1	0	0					
L.Guy	0	0	0	0	1	0	0					
S.Gilmore	0	0	0	0	0	1	0					
Total	0	0	0	0	2	1	0					
Visitor Home												
TOTAL FIRST DOWNS		Packers		Patriots								
By Rushing	22	28										
By Passing	6	11										
By Passing	14	13										
By Penalty	2	4										
THIRD-DOWN EFFICIENCY		6-13-46% 4-11-36%										
FOURTH-DOWN EFFICIENCY		0-1-0% 0-1-0%										
TOTAL NET YARDS		367	433									
Total Offensive Plays	69	69										
Average gain per offensive play	5.3	6.3										
NET YARDS RUSHING		117	123									
Total Rushing Plays	25	31										
Average gain per rushing play	4.7	4.0										
Tackles for a loss-number and yards	2-3	3-0										
NET YARDS PASSING		250	310									
Times thrown - yards lost att. to pass.	1-9	2-21										
Gross yards passing	259	331										
PASS ATT-COMP-INT	43-24-0	36-23-0										
Average gain per pass play	5.7	8.2										
KICKOFFS Number-In-EZ-Touchbacks	4-3-2	6-4-4										
PUNTS Number and Average	5-42.0	3-49.7										
Had Blocked	0	0										
Visitor Home												
FGs - PATs had blocked		Packers		Patriots								
Net Punting Average	42.0	49.7										
TOTAL RETURN YARDS (not inc. kickoffs)		0	0									
No. and Yards Punt Returns	0.0	1.0										
No. and Yards Kickoff Returns	2.43	2.64										
No. and Yards Interception Returns	0.0	0.0										
PENALTIES Number and Yards		7.63	5.30									
FUMBLES Number and Lost		2.1	0.0									
TOUCHDOWNS		2	4									
Rushing	0	3										
Passing	2	1										
EXTRA POINTS Made-Attempts		2-2	4-4									
Kicking Made-Attempts	2-2	4-4										
FIELD GOALS Made-Attempts		1-1	1-1									
RED-ZONE EFFICIENCY	2-3-67%	3-5-60%										
GOAL-TO-GO EFFICIENCY	2-3-67%	2-4-50%										
SAFETIES	0	0										
FINAL SCORE		17	31									
TIME OF POSSESSION		32:34	27:26									





# 2018 UPDATED BIOGRAPHIES

THROUGH WEEK 10

## **17 Davante Adams, WR, 5th Year, Fresno State**

- Has 31 receiving touchdowns since 2016, tied for No. 1 in the league over that span with Steelers WR Antonio Brown. Has caught at least one TD pass in 24 games since '16, tops in the NFL over that span.
- Was the only player in the NFL with 70-plus receptions and 10-plus TD catches in both of the last two seasons (2016-17).
- Leads the league with 22 receiving TDs in the red zone since 2016.
- Posted 237 catches from 2014-17, the fourth most in franchise history by a player in his first four NFL seasons behind WRs Sterling Sharpe (281), Greg Jennings (246) and James Lofton (242).
- Led the team with 74 catches for a team-high 885 yards (12.0 avg.) and 10 TDs in 2017. Was tied for No. 2 in the NFL in TD receptions and was named to his first career Pro Bowl (injury replacement for Falcons WR Julio Jones).

**2018 SEASON:** Has started all nine games and has posted a team-high 62 receptions for 787 yards (12.7 avg.) and a team-best nine TDs...Is tied for No. 2 in the NFL in receiving TDs and ranks No. 6 in receptions...Ranks No. 8 in the league in receiving yards per game (87.4 ypg)...Leads the league with eight TD catches in the red zone, two more than any other player...Has posted a TD catch in seven games this season, tied for No. 2 in the NFL...His 62 receptions are the second most in team history through the first nine games of the season behind only Sharpe's 63 catches in 1993...Registered five-plus receptions in each of the first eight games this season, the first player in franchise history to accomplish that feat...Has a team-high 10 receptions of 20-plus yards...Has averaged 100.4 receiving yards per game since Week 5, No. 4 in the league over that span.

► **Vs. Chicago (Sept. 9):** Started and played 59 of 60 snaps, hauling in five passes for 88 yards (17.6 avg.) and a TD...It marked his fourth straight game with a receiving TD against the Bears, giving him five TDs over that span...Early in the fourth quarter, created separation on a double move, beating CB Prince Amukamara as he hauled in QB Aaron Rodgers' pass near the Green Bay 40 before taking it down the middle of the field to the Chicago 24 for a 51-yard gain...Three plays later, caught a short pass from Rodgers just inside the 10 before beating Amukamara down the sideline as he got to the pylon for the 12-yard TD.

► **Vs. Minnesota (Sept. 16):** Started and played 75 of 77 snaps, leading the team with eight receptions for 64 yards (8.0 avg.) and a TD...It marked his third straight game with a TD catch against the Vikings and his career-high fourth consecutive regular-season game overall with a TD reception...Early in the second quarter, caught a quick-out from Rodgers near the 2-yard line, eluding LB Anthony Barr and CB Xavier Rhodes on his way to the end zone for the score.

► **At Washington (Sept. 23):** Started and played 68 of 69 snaps, pacing the team with seven receptions for 52 yards (7.4 avg.) and a TD...Scored on a slant on Green Bay's opening drive of the second half, hauling in the pass from Rodgers and fighting through a tackle attempt by CB Quinton Dunbar for the 2-yard score...Extended his franchise record by posting a TD catch in his ninth straight road game, tied for the second-longest streak in NFL history (Eagles WR Mike Quick, nine, 1983-84) behind only Eagles WR Tommy McDonald's streak of 10 straight games in 1959-61...Also extended his streak of consecutive regular-season games with a TD catch to a career-high five straight, the longest by a Packer since WR Randall Cobb's streak of six games in 2014...Became the third Packer in the last four seasons (James Jones, 2015; Jordy Nelson, 2016) to catch a TD pass in each of the first three games of the season.

► **Vs. Buffalo (Sept. 30):** Started and played all 76 snaps, pacing the team with eight receptions for 81 yards (10.1 avg.)...In the second quarter, made a move to elude CB Tre'Davious White and then caught a pass over the middle from Rodgers for a 25-yard pickup.

► **At Detroit (Oct. 7):** Started and played 71 of 81 snaps despite dealing with a calf injury that limited him during the week...Led the team with nine receptions for 140 yards (15.6 avg.) and a TD, the second-best receiving-yardage output in his career behind only his 156 yards at Tennessee in

2016...Early in the fourth quarter, made an inside move to create separation from CB Darius Slay on the 12-yard TD catch...The score gave him a TD catch in 10 consecutive road games, which tied McDonald for the longest streak in NFL history...Matched his career high with three receptions of 20-plus yards on the afternoon (at Tennessee in 2016, at Philadelphia in 2016), including two on a second-quarter drive, the first a 22-yard pickup on a pass over the middle and the second a 30-yard gain out of the slot as he got past Slay to make the catch down the sideline to the Detroit 9.

► **Vs. San Francisco (Oct. 15):** Started and played 63 of 71 snaps, leading the team with a season-high 10 receptions for 132 yards (13.2 avg.) and two TDs, the third time in his career that he posted 10-plus catches and two-plus receiving TDs in a game as he matches WR Don Hutson (three) for the most in team annals...Is the only player in the league to record 10-plus catches and two-plus receiving TDs in a game each of the past three seasons (2016-18)...Late in the first quarter, found an opening in the middle of the end zone in front of DB Adrian Colbert to haul in a 9-yard TD pass from Rodgers...With the Packers trailing, 30-23, with three minutes to go in the game, got behind LB Reuben Foster to make a 38-yard catch over the middle down to the San Francisco 20...Three plays later, made a leaping catch behind DB Greg Mabin for the 16-yard TD as the Packers tied the game with 1:55 remaining...On the Packers' game-winning drive, helped set up K Mason Crosby's 29-yard FG by beating Mabin off the line and then hauling in a 19-yard pass from Rodgers down the sideline to the San Francisco 9...Posted four catches for 81 yards (20.2 avg.) in the final three minutes of the game.

► **At L.A. Rams (Oct. 28):** Led the team with 133 receiving yards on five receptions (26.6 avg.)...Joined WR James Lofton (1984) as the only players in team history to record 130-plus receiving yards in three consecutive games, and became the first Packer since WR Greg Jennings in 2010 to register three straight 100-yard receiving outings...Is the first NFL player with a streak of three straight games with 130-plus receiving yards since Giants WR Odell Beckham Jr. in 2015 (Nov. 29-Dec. 14)...Set a career high (min. four receptions) with his average of 26.6 yards per catch, highlighted by a pair of 40-plus-yard receptions, the first time in his career that he posted two catches of 40-plus yards in a game...In the first quarter, beat CB Marcus Peters down the left sideline on a stutter-and-go route for 48 yards to the Rams' 22...Late in the third quarter, made a leaping grab of a deep pass down the middle from Rodgers with Peters in coverage for a 41-yard pickup to the Los Angeles 33...On the Packers' go-ahead drive in the fourth quarter, had catches of 15 and 20 yards.

► **At New England (Nov. 4):** Led the team with six receptions for 40 yards (6.7 avg.) and a TD, his 10th straight game with five-plus catches, the third-longest streak in team history behind only Sharpe (18 games in 1993-94, 13 games in 1992-93)...With just under five minutes remaining in the first half, got in front of CB Jonathan Jones in the end zone on third-and-goal from the 2 to make the TD catch.

► **Vs. Miami (Nov. 11):** Matched his career high (six previous times) with two TD catches as part of a four-catch, 57-yard (14.3 avg.) effort...On Green Bay's opening drive, beat CB Bobby McCain on a slant for a 7-yard TD...In the second quarter on a third-and-9, freed himself from CB Xavier Howard to make a 19-yard catch near the sideline...Midway through the third quarter, found an opening to make a catch near the Miami 5 before easily taking it in for a 25-yard TD.

## **90 Montravius Adams, DL, 2nd Year, Auburn**

- Saw action in seven games as a rookie in 2017, recording five tackles (one solo) and a quarterback hit.
- After a foot injury sidelined him for most of training camp and the first two regular-season games, made professional debut in Week 3 vs. Cincinnati.
- Earned first-team All-Southeastern Conference honors from *The Associated Press* as a senior in 2016 after recording 44 tackles (26 solo), 8½ tackles for a loss, 4½ sacks, a forced fumble, two fumble recoveries

(one for a TD) and an interception.

**2018 SEASON:** Has played in all nine games, seeing limited action on defense and special teams...Has posted six tackles (two solo) and a sack on defense.

►**Vs. Chicago (Sept. 9):** Appeared on two plays on defense and posted a solo tackle.

►**Vs. Minnesota (Sept. 16):** Played six snaps on defense.

►**At Washington (Sept. 23):** Appeared on five plays on defense and two on special teams...Registered an assisted tackle on defense.

►**Vs. Buffalo (Sept. 30):** Played five snaps on defense.

►**At Detroit (Oct. 7):** Appeared on one snap on defense and six on special teams.

►**Vs. San Francisco (Oct. 15):** Played two snaps on defense and 13 on special teams.

►**At L.A. Rams (Oct. 28):** Appeared on five plays on defense and three on special teams.

►**At New England (Nov. 4):** Played 13 snaps on defense and five on special teams...Registered an assisted tackle on defense.

►**Vs. Miami (Nov. 11):** Played 12 snaps on defense and recorded his first career sack when he brought down QB Brock Osweiler for a 2-yard loss in the fourth quarter...Blew by G Jesse Davis to get to Osweiler for the sack, part of a stretch that saw the Packers register three sacks over a four-play span.

### **23 Jaire Alexander, CB, Rookie, Louisville**

• Played in 31 games with 19 starts during his three seasons at Louisville and registered 77 tackles (58 solo), two tackles for a loss, seven interceptions, 22 passes defended, a forced fumble and a fumble recovery.

• Posted a 9.9-yard average on 44 punt returns during his collegiate career, highlighted by a 10.5-yard average on 20 returns as a sophomore in '16 that included a 69-yard touchdown return vs. Florida State (Sept. 17).

• Earned second-team All-Atlantic Coast Conference recognition as a sophomore in 2016 after posting a team-high five interceptions (tied for No. 11 in the country) along with a career-best 39 tackles (31 solo) and 14 passes defended.

**2018 SEASON:** Has appeared in seven games with five starts and ranks No. 4 on the team with 40 tackles (31 solo)...Has added a half-sack, a tackle for a loss, an interception, a team-high 12 passes defended and a QB pressure...Has added two tackles on special teams.

►**Vs. Chicago (Sept. 9):** Played 49 snaps on defense and 10 on special teams in his NFL debut, finishing with three tackles (all solo) and a pass defended.

►**Vs. Minnesota (Sept. 16):** Appeared on 56 snaps on defense and 16 on special teams, leading the team with a career-high 10 tackles (seven solo)...Added a tackle for a loss, a half-sack and a QB pressure...Midway through the first quarter on a third-and-10, came on a blitz from the slot and shook off a block from RB Dalvin Cook for a shared 6-yard sack of QB Kirk Cousins with LB Reggie Gilbert to force a punt...In overtime, drilled WR Stefon Diggs for a 1-yard loss on a pass in the flat on second-and-2...Also posted a tackle on kickoff coverage.

►**At Washington (Sept. 23):** Made his first NFL start, opening at CB in place of an injured Kevin King (groin), and appeared on 57 of 61 snaps...Was tied for third on the team with seven tackles (five solo)...Midway through the third quarter, came up to wrap up RB Chris Thompson for no gain on a short pass from QB Alex Smith on third-and-5...Added a tackle on special teams.

►**Vs. Buffalo (Sept. 30):** Started for the second straight week in place of an injured King, appearing on 37 snaps and posting two tackles (both assisted), an interception and a career-high two passes defended...Late in the first half, posted his first career interception when he picked off a deep pass from QB Josh Allen intended for WR Zay Jones in the end zone, returning the pick 27 yards out to the Green Bay 26.

►**At Detroit (Oct. 7):** Inactive (groin).

►**Vs. San Francisco (Oct. 15):** Inactive (groin).

►**At L.A. Rams (Oct. 28):** Started and played all 78 snaps, finishing

with eight tackles (seven solo) and a career-high five passes defended, the most by a Green Bay defender this season...Midway through the second quarter, jumped with WR Brandin Cooks to make a leaping breakup in the end zone on a deep pass from QB Jared Goff...Broke up two passes on the next series, including one over the middle intended for WR Robert Woods on third-and-10 to force a Los Angeles punt...Midway through the third quarter, got his left hand in to break up Goff's pass over the middle intended for WR Nick Williams...With under five minutes remaining in the fourth quarter, made a leaping deflection of a pass intended for Cooks near the sideline.

►**At New England (Nov. 4):** Started and played all 71 snaps, one of only two players on defense to do so for Green Bay (CB/S Tramon Williams)...Registered five tackles (four solo) and two passes defended.

►**Vs. Miami (Nov. 11):** Started and played 59 of 68 snaps, finishing with five tackles (all solo) and a team-high two passes defended, his fourth straight game with two-plus pass breakups...Late in the first quarter with the Dolphins driving, broke up a short pass from QB Brock Osweiler intended for WR DeVante Parker near the Green Bay 8...Early in the third quarter, got his right hand in to break up a short pass intended for WR Kenny Stills...Departed the game late in the fourth quarter (concussion evaluation).

### **81 Geronimo Allison, WR, 3rd Year, Illinois**

• Led the team with a career-high 122 receiving yards on a career-best six catches (20.3 avg.) last season in Week 3 vs. Cincinnati, highlighted by his career-long 72-yard grab in overtime that set up K Mason Crosby's game-winning 27-yard FG.

• Appeared in a career-best 15 games with two starts in 2017 and posted a career-high 23 receptions for 253 yards (11.0 avg.).

• Played in 10 games with two starts as a rookie in 2016, posting 12 catches for 202 yards (16.8 avg.) and two TDs. Started as the third WR in the final two regular-season games, posting eight catches for 157 yards (19.6 avg.) and a TD, with all eight receptions going for first downs.

**2018 SEASON:** Has played in five games with four starts and has posted 20 receptions for 303 yards (15.2 avg.) and two TDs...Blocked a punt that was recovered for a TD in Week 2...Was placed on injured reserve on Nov. 6.

►**Vs. Chicago (Sept. 9):** Started as the third WR and played 42 snaps...Finished with five receptions for 69 yards (13.8 avg.), highlighted by a 39-yard TD catch early in the fourth quarter, the longest TD of his pro career to that point...Made a diving catch near the right corner of the end zone with CB Kyle Fuller in tight coverage for the score.

►**Vs. Minnesota (Sept. 16):** Started as the third WR and matched his career high with six receptions for 64 yards (10.7 avg.)...Midway through the first quarter, came off the left end up the middle to block P Matt Wile's punt with his right hand...The ball hung in the air after it was blocked and then was caught by CB Josh Jackson in the end zone for the TD, the first blocked punt for a TD by the Packers since Oct. 28, 2012, vs. Jacksonville (blocked by CB Davon House, recovered by LB Dezman Moses).

►**At Washington (Sept. 23):** Started as the third WR and played 52 of 69 snaps, finishing with two receptions for 76 yards (38.0 avg.) and a TD...With just over two minutes remaining in the first half, made an inside move to fake S D.J. Swearinger Sr. before streaking down the middle of the field to haul in a deep pass from Rodgers for the 64-yard TD.

►**Vs. Buffalo (Sept. 30):** Started and played 56 snaps, hauling in six passes for 80 yards (13.3 avg.)...Posted a 27-yard catch midway through the third quarter, coming across the field to free himself from CB Ryan Lewis to make the grab and take it to the Buffalo 43...Left the game late in the third quarter (concussion).

►**At Detroit (Oct. 7):** Inactive (concussion/hamstring).

►**Vs. San Francisco (Oct. 15):** Inactive (hamstring).

►**At L.A. Rams (Oct. 28):** Returned to action after missing two games, appearing on 30 snaps and posting a 14-yard reception.

►**At New England (Nov. 4):** Inactive (hamstring/groin).

### **69 David Bakhtiari, T, 6th Year, Colorado**

- Earned second-team All-Pro honors from *The Associated Press* both of the last two seasons, becoming only the second offensive tackle in team history (Forrest Gregg; 1959-60, 1962-67) to earn AP All-Pro recognition in consecutive seasons.
- Has started all 83 regular-season games he has appeared in at LT since entering the league in 2013.
- Started all 12 games he played in at LT in 2017, helping Green Bay rank No. 3 in the NFL in red-zone scoring (61.9 percent) and No. 5 in rushing yards per carry (4.47 avg.).
- Was selected to his first career Pro Bowl in 2016, having initially been named a first alternate before being selected as an injury replacement for Eagles T Jason Peters.

**2018 SEASON:** Has started all nine games at LT and has played every offensive snap...Has helped the Packers rank No. 1 in the NFL in yards per carry (5.17) and rushing first-down percentage (30.8), No. 7 in total offense (403.2 ypg) and No. 6 in net passing yards (287.7 ypg).

►**Vs. Chicago (Sept. 9):** Started at LT and played all 60 snaps, helping to protect QB Aaron Rodgers as he connected on 20 of 30 passes (66.7 percent) for 286 yards and three TDs with no INTs for a 130.7 passer rating...Part of a line that did not allow a sack in the second half.

►**Vs. Minnesota (Sept. 16):** Started at LT and appeared on all 77 snaps, blocking for Rodgers as he completed 30 of 42 passes (71.4 percent) for 281 yards and a TD with no INTs for a 97.4 rating.

►**At Washington (Sept. 23):** Started at LT and played all 69 snaps, helping the Packers rush for 100 yards on just 17 carries (5.9 avg.), the fewest attempts by Green Bay in a 100-yard rushing game since Oct. 18, 2015, vs. San Diego (17-133)...Blocked for Rodgers as he posted his third straight game without an INT (27 of 44, 265 yards, two TDs, 93.5 rating).

►**Vs. Buffalo (Sept. 30):** Started at LT and played all 76 snaps, helping the offense register 423 yards of offense, including 141 yards on 32 carries (4.4 avg.)...Helped the Packers convert 11 of 19 third downs (57.9 pct.), with the 11 conversions the most by the team since Oct. 27, 2013 (13 at Minnesota).

►**At Detroit (Oct. 7):** Started at LT and played all 81 snaps, helping the offense rack up 521 yards of offense, the most by the Packers since Sept. 15, 2013, vs. Washington (580 yards)...Protected Rodgers as he threw for 442 yards, the third most in a game in franchise history, and three TDs on 32-of-52 passing.

►**Vs. San Francisco (Oct. 15):** Started at LT and played all 71 snaps, blocking for Rodgers as he became the first QB in NFL history to record back-to-back 400-yard passing games with no INTs (425 yards and two TDs on 25-of-46 passing)...Helped the Packers rack up 521 yards of offense, just the second time in franchise history (also 1983) that the team registered back-to-back 500-yard games.

►**At L.A. Rams (Oct. 28):** Started at LT and played all 52 snaps, helping to protect Rodgers as he connected on 18 of 30 passes for 286 yards and one TD with no INTs, his third straight game without an INT...Helped Green Bay rush for 106 yards and two TDs on 19 carries (5.6 avg.), highlighted by 86 yards and a TD on 12 carries (7.2 avg.) from RB Aaron Jones.

►**At New England (Nov. 4):** Started at LT and played all 74 snaps, helping the offense rush for 117 yards on 25 carries (4.7 avg.)...Protected Rodgers as he posted his fourth straight zero-INT game (24 of 43, 259 yards, two TDs, 89.2 rating) and brought his streak of consecutive attempts without an INT to 200...Part of a line that allowed just one sack on the evening.

►**Vs. Miami (Nov. 11):** Started at LT and played all 57 snaps, helping clear the way for the offense to rush for a season-high 195 yards and two TDs on just 25 carries (7.8 avg.)...It marked just the third time since the 1970 AFL-NFL merger that the Packers recorded 195-plus rushing yards on 25 or fewer carries (at St. Louis Cardinals, Sept. 29, 1985; at Chicago, Dec. 18, 2016)...Helped the Packers post their franchise-record fourth straight outing with 100-plus rushing yards and 25 or fewer carries, just the third time since the merger that a team has accomplished that feat (Miami Dolphins, 2007; Dallas Cowboys, 2015-16)...Blocked for Jones as

he racked up a career-high 145 yards and a career-best two rushing TDs on only 15 carries (9.7 avg.), just the sixth Packer since 1950 to rush for 145-plus yards on 15 or fewer carries and the first since Ahman Green (15-163) vs. Dallas on Oct. 24, 2004.

### **74 Byron Bell, T/G, 8th Year, New Mexico**

- Has played in 99 career games with 80 starts during the regular season and started all three postseason games he appeared in.
- Has experience at numerous positions on the offensive line, making starts in the NFL at right tackle (48), left tackle (18), left guard (seven) and right guard (seven).
- In the first six seasons he played in (missed 2016 due to injury), has been part of teams that have finished in the top 11 in rushing yards per game five times (2017: No. 2 / 2014: No. 7 / 2013: No. 11 / 2012: No. 9 / 2011: No. 3).
- Originally signed as an undrafted rookie free agent out of New Mexico by Carolina in 2011. After four seasons (2011-14) with the Panthers, spent two years with the Tennessee Titans (2015-16) and a season with the Dallas Cowboys (2017).

**2018 SEASON:** Has appeared in all nine games with six starts at RG...Has helped the Packers rank No. 1 in the NFL in yards per carry (5.17) and rushing first-down percentage (30.8), No. 7 in total offense (403.2 ypg) and No. 6 in net passing yards (287.7 ypg).

►**Vs. Chicago (Sept. 9):** Appeared on four plays on special teams in his Green Bay debut.

►**Vs. Minnesota (Sept. 16):** Played eight snaps on special teams.

►**At Washington (Sept. 23):** Saw his first action from scrimmage as a Packer, playing the final seven offensive snaps at RG in place of an injured Justin McCray (shoulder).

►**Vs. Buffalo (Sept. 30):** Made his first start in a Green Bay uniform, opening at RG in place of an injured Justin McCray (shoulder) and appearing on all 76 snaps...Helped the offense register a season-high 423 yards of offense, including a season-best 141 yards on 32 carries (4.4 avg.)...Helped the Packers convert 11 of 19 third downs (57.9 pct.), with the 11 conversions the most by the team since Oct. 27, 2013 (13 at Minnesota).

►**At Detroit (Oct. 7):** Started for the second straight week at RG in place of McCray and played all 81 snaps...Helped the offense rack up 521 yards of offense, the most by the Packers since Sept. 15, 2013, vs. Washington (580 yards)...Protected QB Aaron Rodgers as he threw for 442 yards, the third most in a game in franchise history, and three TDs on 32-of-52 passing.

►**Vs. San Francisco (Oct. 15):** Started at RG for the third straight week...Played 67 of 71 snaps on the evening, with 55 of them coming at RG and 12 at RT when he filled in for an injured Bryan Bulaga (shoulder) in the second half...Left the game briefly late in the first quarter due to an injury of his own, but returned after missing four snaps...Blocked for Rodgers as he became the first QB in NFL history to record back-to-back 400-yard passing games with no INTs (425 yards and two TDs on 25-of-46 passing)...Helped the Packers rack up 521 yards of offense, just the second time in franchise history (also 1983) that the team registered back-to-back 500-yard games.

►**At L.A. Rams (Oct. 28):** Started at RG and played all 52 snaps, helping to protect Rodgers as he connected on 18 of 30 passes for 286 yards and one TD with no INTs, his third straight game without an INT...Helped Green Bay rush for 106 yards and two TDs on 19 carries (5.6 avg.), highlighted by 86 yards and a TD on 12 carries (7.2 avg.) from RB Aaron Jones.

►**At New England (Nov. 4):** Started at RG and played all 74 snaps, helping the offense rush for 117 yards on 25 carries (4.7 avg.)...Protected Rodgers as he posted his fourth straight zero-INT game (24 of 43, 259 yards, two TDs, 89.2 rating) and brought his streak of consecutive attempts without an INT to 200...Part of a line that allowed just one sack on the evening.

►**Vs. Miami (Nov. 11):** Started at RG and played all 57 snaps, helping clear the way for the offense to rush for a season-high 195 yards and two TDs on just 25 carries (7.8 avg.)...It marked just the third time since the

1970 AFL-NFL merger that the Packers recorded 195-plus rushing yards on 25 or fewer carries (at St. Louis Cardinals, Sept. 29, 1985; at Chicago, Dec. 18, 2016)...Helped the Packers post their franchise-record fourth straight outing with 100-plus rushing yards and 25 or fewer carries, just the third time since the merger that a team has accomplished that feat (Miami Dolphins, 2007; Dallas Cowboys, 2015-16)...Blocked for Jones as he racked up a career-high 145 yards and a career-best two rushing TDs on only 15 carries (9.7 avg.), just the sixth Packer since 1950 to rush for 145-plus yards on 15 or fewer carries and the first since Ahman Green (15-163) vs. Dallas on Oct. 24, 2004.

#### **8 Tim Boyle, QB, Rookie, Eastern Kentucky**

- Started 19 of 36 games played over four seasons at Eastern Kentucky (2017) and Connecticut (2013-15), finishing his career with 3,371 yards and 12 TDs on 334-of-602 passing (55.4 pct.) with 26 interceptions...
- Started all 11 games as a redshirt senior at Eastern Kentucky in 2017, finishing with 201 completions on 327 attempts (61.4 pct.) for 2,134 yards and 11 TDs. Led the Ohio Valley Conference with 2,134 passing yards, good for No. 5 in a single season in school history.

**2018 SEASON:** Dressed, but did not play, in one game and has been inactive for the other eight contests.

► **Vs. Chicago (Sept. 9):** Was inactive as the third QB.

► **Vs. Minnesota (Sept. 16):** Dressed, but did not see any action as the third QB.

► **At Washington (Sept. 23) – Vs. Miami (Nov. 11):** Was inactive as the third QB.

#### **43 Hunter Bradley, LS, Rookie, Mississippi State**

- Played in 41 career games, serving as the primary long snapper for Mississippi State since Week 2 of the 2015 season.
- Participated in the 2018 East-West Shrine Game.
- Entered college as a tight end, but suffered two knee injuries in his first two years and moved to long snapper.

**2018 SEASON:** Has handled snapping duties in all nine games and has one tackle on special teams.

► **Vs. Chicago (Sept. 9):** Handled snapping duties for all punts and placements in his pro debut...Added a tackle in punt coverage.

► **Vs. Minnesota (Sept. 16):** Snapped for K Mason Crosby's five field goals, which tied a single-game team record, as well as his two extra points as Crosby finished with a career-high 17 points...Also snapped for JK Scott's five punts (51.8-yard gross average, 45.2-yard net average).

► **At Washington (Sept. 23):** Snapped for Crosby's 41-yard FG and for Scott's five punts (46.4-yard gross average, 44.6-yard net average).

► **Vs. Buffalo (Sept. 30):** Snapped for Crosby's three field goals (52, 36, 52) and Scott's four punts (42.8-yard gross average, 38.0-yard net average).

► **At Detroit (Oct. 7):** Handled snapping duties for field goals and extra points, with the Packers not punting in a game for the first time since Oct. 26, 2014, at New Orleans.

► **Vs. San Francisco (Oct. 15):** Snapped for Crosby's seven kicks (four FGs, three extra points), including his game-winning 27-yarder as time expired, and Scott's four punts.

► **At L.A. Rams (Oct. 28):** Snapped for Crosby's two FGs (41, 53) and Scott's five punts.

► **At New England (Nov. 4):** Snapped for Crosby's lone field goal (29 yards) and Scott's five punts (42.0-yard gross avg., 42.0-yard net avg.).

► **Vs. Miami (Nov. 11):** Snapped for Crosby's one field goal (38 yards) and Scott's two punts.

#### **26 Bashaud Breeland, CB, 5th Year, Clemson**

- Played in 60 games with 57 starts for the Washington Redskins in his first four seasons in the league (2014-17), posting 267 tackles (210 solo), eight interceptions, 60 passes defended, seven forced fumbles, two fumble recoveries and a sack.
- According to Sportradar, ranked No. 1 in the NFL among cornerbacks

with seven forced fumbles from 2014-16. Also became the first member of the Redskins since CB Fred Smoot (2001-02) to open a career with multiple INTs in three straight seasons.

• Was drafted by Washington in the fourth round (No. 102 overall) of the 2014 NFL Draft. Started 15 games as a rookie, the third most by a rookie CB in team history behind only Champ Bailey (16 in 1999) and Darrell Green (16 in 1983).

**2018 SEASON:** Has started both games he has appeared in and has registered 10 tackles (seven solo), an interception and two passes defended...Has also returned three kickoffs for 62 yards (20.7 avg.)...Was inactive for four games...Signed with the Packers as a free agent on Sept. 26.

► **Vs. Buffalo (Sept. 30):** Inactive (healthy scratch).

► **At Detroit (Oct. 7):** Inactive (hamstring).

► **Vs. San Francisco (Oct. 15):** Inactive (hamstring).

► **At L.A. Rams (Oct. 28):** Inactive (healthy scratch).

► **At New England (Nov. 4):** Saw his first action in a Green Bay uniform, starting as the third CB as the defense opened in nickel...Played 68 of 71 snaps and was tied for the team lead with eight tackles (five solo) and a pass defended...Also handled kickoff-return duties, posting two returns for 43 yards (21.5 avg.).

► **Vs. Miami (Nov. 11):** Started in the slot and appeared on 50 of 68 snaps, posting two solo tackles and his first interception in a Green Bay uniform...Midway through the third quarter, came underneath to pick off QB Brock Osweiler's pass intended for WR Danny Amendola near the left sideline, taking the interception down the sideline for 26 yards to the Miami 12 to set up a Green Bay TD...Left the game in the fourth quarter due to a groin injury.

#### **29 Kentrell Brice, S, 3rd Year, Louisiana Tech**

- Started a career-best three games in 2017 and set career highs in tackles (24), solo tackles (21), interceptions (one) and passes defended (four) despite only playing in six contests before being placed on injured reserve with an ankle injury on Nov. 3.

• Was one of five rookie free agents to make Green Bay's Week 1 roster and joined S Marwin Evans as the only rookie free agents to play in all 16 regular-season games and three postseason contests for the Packers in 2016.

• Started one of 16 games played as a rookie, recording 15 tackles (all solo), a pass defended and a fumble recovery.

**2018 SEASON:** Has started all nine games and ranks No. 3 on the team with 45 tackles (29 solo), a sack, a tackle for a loss and three passes defended.

► **Vs. Chicago (Sept. 9):** Started and was one of five Green Bay defenders to appear on all 70 snaps...Led the team with a career-high 12 tackles (nine solo) and added a pass defended...Posted his first career sack, chasing QB Mitchell Trubisky out of bounds for a zero-yard sack late in the first quarter.

► **Vs. Minnesota (Sept. 16):** Started and was one of four defensive players to play all 73 snaps...Registered seven tackles (five solo).

► **At Washington (Sept. 23):** Started, one of three defensive players to appear on all 61 snaps for Green Bay...Finished with four tackles (three solo).

► **Vs. Buffalo (Sept. 30):** Was one of four defensive players to play all 58 snaps, recording three tackles (two solo).

► **At Detroit (Oct. 7):** Started and played 61 of 62 snaps, posting five tackles (three solo) and a pass defended...Midway through the second quarter, broke up a short pass from QB Matthew Stafford intended for TE Levine Toilolo.

► **Vs. San Francisco (Oct. 15):** Started and played all 57 snaps, finishing with six tackles (three solo).

► **At L.A. Rams (Oct. 28):** Started and played 66 of 78 snaps, posting four tackles (two solo) and a pass defended...Broke up a short pass from QB Jared Goff intended for WR Josh Reynolds in the second quarter.

► **At New England (Nov. 4):** Started, but was limited to just 23 snaps after sustaining a knee injury on the first series of the third quarter...

Recorded two tackles (one solo).

► **Vs. Miami (Nov. 11):** Started, but was limited to only 13 snaps after departing the game late in the first quarter due to an ankle injury... Registered two tackles (one solo) before sustaining the injury.

## **28 Tony Brown, CB, Rookie, Alabama**

• Spent the first three weeks of the season on Green Bay's practice squad after signing with the Packers on Sept. 3. Entered the NFL as an undrafted free agent with the Los Angeles Chargers on May 11.

• Played in 51 games during his four seasons at Alabama, posting 89 tackles (58 solo), 4.5 tackles for a loss, seven passes defended, three interceptions, a half-sack and a forced fumble.

**2018 SEASON:** Has appeared in four games, seeing time on special teams and defense...Has posted two tackles (both solo) and two passes defended on defense and three tackles on special teams...Was inactive for two games...Was signed to the active roster from the practice squad on Sept. 29.

► **Vs. Buffalo (Sept. 30):** Played 12 snaps on special teams and three on defense in his NFL debut.

► **At Detroit (Oct. 7):** Appeared on seven plays on defense and 16 on special teams...Broke up a pass intended for WR Kenny Golladay near the sideline in the third quarter.

► **Vs. San Francisco (Oct. 15):** Played 20 snaps on special teams and posted a career-high two tackles.

► **At L.A. Rams (Oct. 28):** Inactive (healthy scratch).

► **At New England (Nov. 4):** Inactive (healthy scratch).

► **Vs. Miami (Nov. 11):** Played 16 snaps on defense and posted two tackles (both solo) and a pass defended...Late in the third quarter, got his left hand in to break up a slant from QB Brock Osweiler to WR DeVante Parker...Midway through the fourth quarter, fought off a block from TE A.J. Derby to tackle WR Danny Amendola for just a 1-yard gain on a pass in the flat on third-and-2...Also appeared on 17 plays on special teams and registered a tackle.

## **75 Bryan Bulaga, T, 9th Year, Iowa**

• Has played in 94 career regular-season games with 90 starts at right tackle.

• Started a career-high 16 games in 2016 and helped the offense rank in the top 10 in the NFL in several categories, including points per game (No. 4, 27.0), yards per game (No. 8, 368.8) and first downs (No. 7, 349).

• Started 15 contests in 2014, helping the offense rank No. 1 in the league in scoring (30.4 ppg) and No. 9 in the NFL in sacks allowed with 30, the fewest given up by Green Bay in a season since '07.

• Opened the final 12 games of 2010 and the entire postseason at RT after taking over for injured veteran Mark Tauscher (shoulder), the most regular-season starts by a Packers rookie tackle since Tauscher's 14 in 2000, and was named to the *Pro Football Weekly*/PFWA All-Rookie team.

**2018 SEASON:** Has started all nine games at RT...Has helped the Packers rank No. 1 in the NFL in yards per carry (5.17) and rushing first-down percentage (30.8), No. 7 in total offense (403.2 ypg) and No. 6 in net passing yards (287.7 ypg).

► **Vs. Chicago (Sept. 9):** Started at RT and played all 60 snaps, helping to protect QB Aaron Rodgers as he connected on 20 of 30 passes (66.7 percent) for 286 yards and three TDs with no INTs for a 130.7 passer rating...Part of a line that did not allow a sack in the second half.

► **Vs. Minnesota (Sept. 16):** Started at RT and appeared on all 77 snaps, blocking for Rodgers as he completed 30 of 42 passes (71.4 percent) for 281 yards and a TD with no INTs for a 97.4 rating.

► **At Washington (Sept. 23):** Started at RT and played 28 snaps, but left the game late in the first half due to a back injury and did not return.

► **Vs. Buffalo (Sept. 30):** Started at RT and played all 76 snaps, helping the offense register a season-high 423 yards of offense, including a season-best 141 yards on 32 carries (4.4 avg.)...Helped the Packers convert 11 of 19 third downs (57.9 pct.), with the 11 conversions the most by the team since Oct. 27, 2013 (13 at Minnesota).

► **At Detroit (Oct. 7):** Started at RT and played all 81 snaps, helping the

offense rack up 521 yards of offense, the most by the Packers since Sept. 15, 2013, vs. Washington (580 yards)...Protected Rodgers as he threw for 442 yards, the third most in a game in franchise history, and three TDs on 32-of-52 passing.

► **Vs. San Francisco (Oct. 15):** Started at RT and played 59 of 71 snaps, missing some time in the third quarter due to a shoulder injury...Blocked for Rodgers as he became the first QB in NFL history to record back-to-back 400-yard passing games with no INTs (425 yards and two TDs on 25-of-46 passing)...Helped the Packers rack up 521 yards of offense, just the second time in franchise history (also 1983) that the team registered back-to-back 500-yard games.

► **At L.A. Rams (Oct. 28):** Started at RT and played all 52 snaps, helping to protect Rodgers as he connected on 18 of 30 passes for 286 yards and one TD with no INTs, his third straight game without an INT...Helped Green Bay rush for 106 yards and two TDs on 19 carries (5.6 avg.), highlighted by 86 yards and a TD on 12 carries (7.2 avg.) from RB Aaron Jones.

► **At New England (Nov. 4):** Started at RT, but left the game in the second quarter after sustaining a knee injury and was limited to just 22 snaps.

► **Vs. Miami (Nov. 11):** Started at RT and played all 57 snaps, helping clear the way for the offense to rush for a season-high 195 yards and two TDs on just 25 carries (7.8 avg.)...It marked just the third time since the 1970 AFL-NFL merger that the Packers recorded 195-plus rushing yards on 25 or fewer carries (at St. Louis Cardinals, Sept. 29, 1985; at Chicago, Dec. 18, 2016)...Helped the Packers post their franchise-record fourth straight outing with 100-plus rushing yards and 25 or fewer carries, just the third time since the merger that a team has accomplished that feat (Miami Dolphins, 2007; Dallas Cowboys, 2015-16)...Blocked for Jones as he racked up a career-high 145 yards and a career-best two rushing TDs on only 15 carries (9.7 avg.), just the sixth Packer since 1950 to rush for 145-plus yards on 15 or fewer carries and the first since Ahman Green (15-163) vs. Dallas on Oct. 24, 2004.

## **42 Oren Burks, LB, Rookie, Vanderbilt**

• Played in 45 games with 40 starts in four seasons with the Commodores and registered 237 tackles (136 solo), 15½ tackles for a loss, 4½ sacks, five interceptions, 27 passes defended, two forced fumbles and three fumble recoveries.

• Was named to the Butkus Award watch list in 2017 and went on to post career highs in tackles (82), solo tackles (45) and tackles for a loss (seven) in his first season at inside linebacker.

• Appeared in all 13 games with 10 starts as a junior at a linebacker/safety hybrid position, finishing with 59 tackles (40 solo), 6½ tackles for a loss and a career-best 3½ sacks.

**2018 SEASON:** Has played in seven games with three starts and has posted 14 tackles (12 solo) on defense and six tackles on special teams (No. 2 on the team)...Was inactive for the first two games (shoulder).

► **Vs. Chicago (Sept. 9):** Inactive (shoulder).

► **Vs. Minnesota (Sept. 16):** Inactive (shoulder).

► **At Washington (Sept. 23):** Made his NFL debut, appearing on eight plays on defense and 10 on special teams...Posted two tackles on defense (one solo).

► **Vs. Buffalo (Sept. 30):** Played 20 snaps on defense and registered three tackles (two solo)...Also played six snaps on special teams and posted a tackle.

► **At Detroit (Oct. 7):** Made his first career start, opening at ILB and posting a career-high four tackles (all solo) in 25 snaps of action...Also played 16 snaps on special teams.

► **Vs. San Francisco (Oct. 15):** Started and played 28 snaps, recording three tackles (all solo)...Also appeared on 20 plays on special teams and posted a tackle.

► **At L.A. Rams (Oct. 28):** Appeared on eight plays on defense and 26 on special teams...Posted a career-high two tackles on special teams and a tackle on defense.

► **At New England (Nov. 4):** Started and played 15 snaps on defense, posting one tackle (solo)...Also appeared on 19 plays on special teams.

► **Vs. Miami (Nov. 11):** Played 16 snaps on special teams and matched

his career high with two tackles as he made stops on Green Bay's first two kickoffs of the game...Downed a 37-yard JK Scott punt at the Miami 7 late in the first half.

### **39 Ibraheim Campbell, S, 4th Year, Northwestern**

- Prior to joining the Packers, played in 43 games with 11 starts in four seasons with the Cleveland Browns (2015-17), Houston Texans (2017), Dallas Cowboys (2018) and N.Y. Jets (2018).

- Was originally selected in the fourth round (No. 115 overall) by the Cleveland Browns in 2015.

**2018 SEASON:** Has been inactive for one game...Was claimed off waivers from the N.Y. Jets on Nov. 5...Played in one game for the Jets.

►**Vs. Miami (Nov. 11):** Inactive (healthy scratch).

### **32 Tra Carson, RB, 2nd Year, Texas A&M**

- Entered the NFL as an undrafted free agent with the Cincinnati Bengals in May 2016. Spent almost all of his rookie season on Cincinnati's practice squad and then was on injured reserve for the Bengals in 2017.

- Played three seasons (2013-15) for Texas A&M, rushing for 2,075 yards and 19 TDs on 428 carries (4.8 avg.) in 36 games. Began his college career at Oregon (2011).

**2018 SEASON:** Has played in two games, seeing limited time on special teams...Has posted one tackle on defense on a fake punt and two tackles on special teams...Was signed to Green Bay's active roster from the practice squad on Oct. 31 after three weeks on the practice squad...Played in the first two games of the season for the Bengals, seeing time on offense and special teams, before being waived/injured after Week 2.

►**At New England (Nov. 4):** Made his Green Bay debut, appearing on one play on special teams.

►**Vs. Miami (Nov. 11):** Played 13 snaps on special teams...Posted a solo tackle on a fake-punt run by Miami in the third quarter...Added a career-best two tackles on special teams.

### **97 Kenny Clark, DL, 3rd Year, UCLA**

- Started all 15 games he appeared in last season, leading the Green Bay defensive line in tackles (78) and ranking No. 2 in both sacks (4½) and solo tackles (39). Also posted eight tackles for a loss, two forced fumbles, 11 QB hits, 10 QB pressures, a pass defended and a blocked extra point.

- Registered all 4½ of his sacks in the month of December, second most among NFL defensive tackles behind only Rams DT Aaron Donald (five) and the most ever (since 1982) by a Green Bay DT in the month of December (according to STATS).

- Played in all 16 games with two starts in 2016 and registered 33 tackles (14 solo), two tackles for a loss, four QB pressures, three QB hits, two fumble recoveries and two passes defended.

- Became the youngest player to appear in a season opener for the Packers since Arnie Herber (20 years old) in 1930.

**2018 SEASON:** Has started all nine games and ranks No. 2 on the team with 52 tackles (34 solo)...Is tied for the team lead with a career-high five sacks and has added a team-high 11 tackles for a loss, six QB hits (No. 2 on the team), eight QB pressures, a team-high two fumble recoveries, a forced fumble and two passes defended...Is tied for No. 2 in the NFL in opponent fumble recoveries.

►**Vs. Chicago (Sept. 9):** Started and played 54 snaps, finishing with three tackles (two solo), a tackle for a loss, a fumble recovery, a QB pressure and a QB hit...On a third-and-1 early in the second quarter fought off a block from C Cody Whitehair to stuff RB Jordan Howard for no gain on a run up the middle as the defense forced a three-and-out...On fourth-and-10 with just over a minute remaining and the Packers leading, 24-23, recovered a QB Mitchell Trubisky fumble at the Chicago 39 that was forced by LB Nick Perry on a sack to seal the Green Bay win.

►**Vs. Minnesota (Sept. 16):** Started and appeared on 55 snaps, posting six tackles (four solo), a sack, two tackles for a loss and a pass defended...Early in the third quarter on a third-and-4, shed a block from G Mike Remmers to bring down QB Kirk Cousins for a 7-yard sack and

force a punt...The sack gave him 5.5 sacks in his last seven regular-season games...In the first quarter, brought down RB Dalvin Cook for a 2-yard loss on a run to the right...Midway through the fourth quarter, batted down a Kirk Cousins pass intended for TE Kyle Rudolph over the middle.

►**At Washington (Sept. 23):** Started and played 56 of 61 snaps, matching his career high with a team-best 10 tackles (seven solo)...Midway through the second quarter, got his left hand up to bat down a QB Alex Smith pass intended for TE Jordan Reed.

►**Vs. Buffalo (Sept. 30):** Started and played 47 of 58 snaps, posting three tackles (two solo), a forced fumble, a fumble recovery, a season-high three QB pressures and a QB hit...Late in the fourth quarter, punched the ball out on QB Josh Allen's third-down scramble and recovered the fumble at the Green Bay 27...Helped the defense allow just 58 rushing yards on 16 carries (3.6 avg.).

►**At Detroit (Oct. 7):** Started and played 57 of 62 snaps, recording five tackles (three solo), two tackles for a loss, a QB hit and a QB pressure...Late in the first half, stuffed RB Theo Riddick for a 1-yard loss on a run up the middle.

►**Vs. San Francisco (Oct. 15):** Started and appeared on 52 of 57 plays, ranking second on the team with eight tackles (five solo), a sack and a QB hit...Shed a block from G Mike Person to come up the middle for a 6-yard sack of QB C.J. Beathard late in the first half.

►**At L.A. Rams (Oct. 28):** Started and played 63 of 78 snaps, matching his career high with two sacks...Finished with eight tackles (five solo), four tackles for a loss, three QB pressures and a QB hit...On third-and-4 on the Rams' first drive, fought off a block from C John Sullivan to bring down QB Jared Goff for a 1-yard sack...Beat Sullivan again on a third-and-9 early in the second quarter, coming up the middle to sack Goff for a 11-yard loss.

►**At New England (Nov. 4):** Started and played 49 of 71 snaps, recording three tackles (one solo).

►**Vs. Miami (Nov. 11):** Started and played 56 of 68 snaps, tying for No. 2 on the team with six tackles (five solo) while adding a sack...With just over five minutes remaining in the game, shed a block from G Jake Brendel to get to QB Brock Osweiler for a 9-yard sack.

### **18 Randall Cobb, WR, 8th Year, Kentucky**

- Is one of just five players in franchise history (Donald Driver, 2004-09; Sterling Sharpe, 1989-94; Antonio Freeman 1997-2000; Greg Jennings, 2008-11) to register 60-plus receptions in four consecutive seasons (2014-17).

- Ranks No. 6 in franchise history in receptions (458), No. 12 in receiving yards (5,399) and tied for No. 11 in touchdown catches (40).

- Started all 16 games in 2014 and posted career highs in catches (91), receiving yards (1,287) and receiving TDs (12) on the way to earning his first career Pro Bowl selection (injury replacement for WR Dez Bryant).

- Set a franchise single-season record with a league-high 2,342 combined net yards in 2012, topping the previous team mark of 2,250 yards by RB Ahman Green in 2003.

- With 954 receiving yards and 964 kickoff return yards in 2012, is the only player in NFL history to post 900-plus yards in each category in the same season.

**2018 SEASON:** Has played in five games with four starts and has posted 26 receptions for 258 yards (9.9 avg.) and a TD...Has also returned seven punts for 46 yards (6.6 avg.).

►**Vs. Chicago (Sept. 9):** Started and played 52 snaps, leading the team with a career-high 142 receiving yards on nine catches (15.8 avg.), highlighted by a game-winning 75-yard TD grab with 2:13 remaining, the longest reception of his career...His receiving-yardage total was the most by a Packer in a season opener since WR James Lofton's 154-yard effort at Houston on Sept. 4, 1983...It marked his ninth career game with nine-plus receptions...On third-and-10 from the Green Bay 25, came out of the slot to catch a pass from QB Aaron Rodgers near the Green Bay 40 before taking it down the middle of the field and weaving to elude tackle attempts from LB Leonard Floyd and DB Adrian Amos Jr. for the 75-yard score...Finished with a career-high 110 yards on four receptions (27.5 avg.) on third down,

the most by a Packer since WR Antonio Freeman posted 124 yards on five third-down receptions (24.8 avg.) vs. Tampa Bay on Oct. 10, 1999.

►**Vs. Minnesota (Sept. 16):** Started and appeared on 71 of 77 snaps, posting four receptions for 30 yards (7.5 avg.).

►**At Washington (Sept. 23):** Started and played 65 of 69 snaps, finishing with four receptions for 22 yards (5.5 avg.)...Also returned four punts for 29 yards (7.3 avg.).

►**Vs. Buffalo (Sept. 30):** Inactive (hamstring).

►**At Detroit (Oct. 7):** Inactive (hamstring).

►**Vs. San Francisco (Oct. 15):** Inactive (hamstring).

►**At L.A. Rams (Oct. 28):** Returned to action after missing three games, appearing on 24 snaps and posting four receptions for 40 yards (10.0 avg.)...Made an 18-yard reception over the middle midway through the second quarter with CB Troy Hill in tight coverage.

►**At New England (Nov. 4):** Started and played 56 of 74 snaps, posting five receptions for 24 yards (4.8 avg.).

►**Vs. Miami (Nov. 11):** Inactive (hamstring).

## **54 James Crawford, LB, Rookie, Illinois**

- Signed with the Packers as undrafted free agent on Aug. 8.

- Played in 36 games during four seasons at Illinois, recording 80 tackles (39 solo), 10.5 tackles for a loss, four sacks, four forced fumbles, three fumble recoveries and six passes defended.

- He served as a team captain as a senior and was named All-Big Ten honorable mention by the league's coaches.

**2018 SEASON:** Has appeared in all nine games, seeing time primarily on special teams...Has posted an assisted tackle on defense and leads the team with eight tackles on special teams...Also has a fumble recovery on special teams.

►**Vs. Chicago (Sept. 9):** Appeared on 15 plays on special teams in his NFL debut.

►**Vs. Minnesota (Sept. 16):** Played 19 snaps on special teams.

►**At Washington (Sept. 23):** Appeared on 17 plays on special teams.

►**Vs. Buffalo (Sept. 30):** Played 14 snaps on special teams and one on defense...Registered a tackle on special teams and an assisted tackle on defense.

►**At Detroit (Oct. 7):** Played 16 snaps on defense and posted a tackle on special teams.

►**Vs. San Francisco (Oct. 15):** Appeared on 17 plays on special teams and posted his first career fumble recovery when he recovered a fumble by DB D.J. Reed Jr. at the San Francisco 34 on a first-quarter kick-off return that was forced by S Raven Greene...Added a tackle.

►**At L.A. Rams (Oct. 28):** Played 26 snaps on special teams and posted a career-best two tackles.

►**At New England (Nov. 4):** Appeared on 19 plays on special teams posted a tackle, his fifth straight game recording at least one stop.

►**Vs. Miami (Nov. 11):** Played 16 snaps on special teams and matched his career high with two tackles, tying for the team lead.

## **2 Mason Crosby, K, 12th Year, Colorado**

- With 1,422 career points, ranks No. 1 on the all-time franchise scoring list, having surpassed K Ryan Longwell (1,054) in 2015 in Week 2. Ranks No. 7 among active players in career scoring.

- Is the all-time franchise leader in field goals (296), 50-yard field goals (33) and extra points (534).

- Has kicked the seven longest field goals in franchise history (58-yarder in 2011, two 57-yarders in 2013, 56-yarders in 2010, 2011 and 2015, 55-yarder in 2014).

- Has not missed a game in his career, playing in 185 straight contests in the regular season, the third-longest streak in franchise history (QB Brett Favre, 255; T Forrest Gregg, 187).

- Registered a franchise-record 10 straight 100-point seasons (2007-16), one of only three players in NFL history to register 100-plus points in 10-plus consecutive seasons (Jason Elam, 16, 1993-2008; Adam Vinatieri, 13, 1996-2008).

- Set a franchise record with 23 consecutive field goals made (2010-11),

topping Chris Jacke's mark of 17 straight in 1993.

**2018 SEASON:** Has connected on 19 of 24 field goals and 20 of 22 extra points, ranking No. 9 in the league in scoring with 77 points...Has posted 26 touchbacks on 50 kickoffs (51.0 pct.) and a tackle on special teams.

►**Vs. Chicago (Sept. 9):** Connected on his lone FG attempt of the evening, a 42-yarder late in the third quarter, and all three extra points, including the game winner with 2:13 remaining following WR Randall Cobb's 75-yard TD catch...Recorded four touchbacks on five kickoffs.

►**Vs. Minnesota (Sept. 16):** Matched his career high and tied the single-game franchise record with five field goals (37, 40, 31, 48, 36)...Finished with a career-high 17 points, the most by a Packers kicker since Ryan Longwell recorded 17 at Arizona on Sept. 24, 2000...Recorded six touchbacks on kickoffs, tied for the second-best single-game total of his career.

►**At Washington (Sept. 23):** Connected on his long FG attempt of the afternoon, a 41-yarder early in the second quarter, and both extra points...Posted two touchbacks on four kickoffs.

►**Vs. Buffalo (Sept. 30):** Became just the second player in franchise history (Longwell, at Atlanta, Nov. 13, 2005) to connect on two field goals of 50-plus yards in a regular-season game (two 52-yarders)...Became the first player to accomplish the feat at Lambeau Field...Made the first 52-yarder as time expired in the first half and added the second one with just under two minutes remaining in the game...Added a 39-yard FG and three touchbacks on five kickoffs.

►**At Detroit (Oct. 7):** Made 1 of 5 field goals, connecting on a 41-yarder late in the game...Posted three touchbacks on four kickoffs.

►**Vs. San Francisco (Oct. 15):** Connected on all seven of his kicks on the evening (four FGs, three extra points), highlighted by his game-winning 29-yard FG as time expired to give the Packers the 33-30 win...It marked his third straight season with a game-winning FG (at Chicago in 2016, vs. Cincinnati in 2017)...Also made a 51-yard FG early in the third quarter, the 32nd FG in his career from 50-plus yards...Added a tackle on special teams...Was named NFC Special Teams Player of the Week for his performance, further extending his team mark by winning the award for the seventh time in his career.

►**At L.A. Rams (Oct. 28):** Made both of his FG attempts on the afternoon (41, 53), giving him four FGs of 50-plus yards in the last four games...Registered three touchbacks on seven kickoffs.

►**At New England (Nov. 4):** Connected on his lone FG attempt of the evening (29 yards) and recorded two touchbacks on four kickoffs.

►**Vs. Miami (Nov. 11):** Made his lone FG attempt (38 yards) and all four extra points...Posted one touchback on six kickoffs.

## **76 Mike Daniels, DL, 7th Year, Iowa**

- Was selected to his first career Pro Bowl in 2017, having initially been named a first alternate before being selected as an injury replacement for Rams DT Aaron Donald.

- In 2017, started all 14 games he appeared in and registered a career-high 72 tackles (42 solo), 11 tackles for a loss (tied for No. 2 on the team), five sacks (No. 3 on the team), a forced fumble, 14 QB hits (No. 3 on the team) and seven QB pressures.

- Named an alternate for the Pro Bowl in 2016 after starting all 16 games and registering 44 tackles (29 solo), four sacks, a fumble recovery, 14 QB hits (No. 3 on the team), 14 pressures (tied for No. 2 on the team) and nine tackles for a loss (tied for No. 2 on the team).

- Led the defensive line with 16 starts, 66 tackles (40 solo) and four sacks in 2015. Ranked No. 3 on the team in QB hits (12) and No. 2 in pressures (22), and was named an alternate for the Pro Bowl for the first time in his career.

**2018 SEASON:** Has played in all nine games with eight starts and has registered 24 tackles (14 solo), two sacks, four tackles for a loss, a team-high seven QB hits and 11 QB pressures (tied for the team lead).

►**Vs. Chicago (Sept. 9):** Appeared on 33 plays and registered four tackles (three solo) and a sack...Midway through the fourth quarter, chased down QB Mitchell Trubisky as he scrambled to his left for a zero-yard sack at the Chicago 32.

►**Vs. Minnesota (Sept. 16):** Started and played 45 snaps, finishing with three tackles (one solo) as the defense limited the Vikings to 68 rushing yards on 18 carries (3.8 avg.).

►**At Washington (Sept. 23):** Started and played 49 of 61 snaps, finishing with a solo tackle and a QB hit.

►**Vs. Buffalo (Sept. 30):** Started and played 35 snaps, recording a solo tackle and a QB hit...On a third-and-15 in the second quarter, drove back T Dion Dawkins to hit QB Josh Allen's arm as his pass intended for WR Kelvin Benjamin fell short...Helped the defense allow just 58 rushing yards on 16 carries (3.6 avg.).

►**At Detroit (Oct. 7):** Started and appeared on 49 of 62 plays, posting three tackles (two solo), two tackles for a loss, a team-high four QB pressures and a QB hit.

►**Vs. San Francisco (Oct. 15):** Started and played 39 snaps, finishing with two tackles (both solo).

►**At L.A. Rams (Oct. 28):** Started and appeared on 49 plays, posting five tackles (two solo) and a team-high five QB pressures.

►**At New England (Nov. 4):** Started and played 43 snaps, posting two tackles (one solo), a sack and a team-high two QB hits...Late in the first quarter, beat RG Ted Karras to get to QB Tom Brady for a 10-yard sack on third down as the defense forced a three-and-out.

►**Vs. Miami (Nov. 11):** Started and played 43 snaps, finishing with three tackles (one solo) and a QB hit.

### **11 Trevor Davis, WR, 3rd Year, California**

- Posted a 12.2-yard average on punt returns from 2016-17, good for No. 2 in the NFL (min. 30 att.) behind only Chiefs WR Tyreek Hill (12.4).

- Joined Hill as the only players in the league to have a punt return of 55-plus yards in both of the last two seasons (2016-17).

- Played in all 16 games in 2017, ranking No. 3 in the NFL in punt-return average (12.0 avg.) and No. 8 in the NFL in kickoff-return average (22.8 avg.).

- Among players with 20-plus punt returns in a season, his 12.0-yard average on punt returns last season ranks No. 6 in franchise history.

- Ranked No. 4 in the NFL in total yards on kick returns in 2017 with 996, the most by a Packer since WR Randall Cobb posted 1,256 yards in 2012.

**2018 SEASON:** Was placed on injured reserve (hamstring) on Sept. 11 after being inactive in Week 1.

►**Vs. Chicago (Sept. 9):** Inactive (hamstring).

### **51 Kyler Fackrell, LB, 3rd Year, Utah State**

- Played in all 16 games with two starts in 2017, seeing time on defense and special teams. Posted 34 tackles (23 solo), six tackles for a loss, three sacks, a fumble recovery, nine QB hits and 20 QB pressures (tied for No. 2 on the team). Added three tackles on special teams.

- Appeared in 13 games as a rookie, seeing time on defense and special teams. Was tied for No. 2 on the team with nine tackles on special teams.

- Recorded nine tackles (all solo), two sacks, a forced fumble, six QB pressures, a QB hit and a pass defended in the 2016 regular season.

**2018 SEASON:** Has played in all nine games and has posted 26 tackles (19 solo) and five sacks (tied for the team lead)...Has added two tackles on special teams.

►**Vs. Chicago (Sept. 9):** Appeared on four plays on defense and 22 on special teams...Registered an assisted tackle on defense and a tackle on special teams.

►**Vs. Minnesota (Sept. 16):** Played 13 snaps on defense and 28 on special teams, finishing with a solo tackle on defense.

►**At Washington (Sept. 23):** Appeared on 23 snaps on defense and 15 on special teams...Recorded two tackles (one solo) on defense.

►**Vs. Buffalo (Sept. 30):** Played 26 snaps on defense and registered a career-high three sacks, with all three coming in the fourth quarter...Became the first Packer to register three sacks in the fourth quarter since Kabeer Gbaja-Biamila had three at Chicago on Jan. 2, 2005...His first sack came early in the fourth quarter when he was credited with a 10-yard sack as QB Josh Allen fell down...Posted two sacks on the final three plays of

the game, beating T Jordan Mills to bring down Allen for a 6-yard loss and then beating Vladimir Ducasse to get to Allen for an 8-yard sack...Finished the game with a season-high five tackles (four solo).

►**At Detroit (Oct. 7):** Played 25 snaps on defense and 16 on special teams...Recorded three tackles (two solo) on defense.

►**Vs. San Francisco (Oct. 15):** Appeared on 29 plays on defense, matching his season high with five tackles (four solo)...Midway through the fourth quarter, brought down FB Kyle Juszczyk for no gain after he made a short reception at the San Francisco 4...Late in the quarter, tackled QB C.J. Beathard for just a 1-yard gain on a scramble on second down...Also played 19 snaps on special teams.

►**At L.A. Rams (Oct. 28):** Played 28 snaps on defense and a team-high 29 on special teams...Registered two tackles (one solo) and a sack...Late in the third quarter, blew by T Andrew Whitworth to wrap up QB Jared Goff for a 4-yard sack.

►**At New England (Nov. 4):** Appeared on 36 snaps on defense and 21 on special teams...Recorded three tackles (two solo) on defense and a tackle on special teams.

►**Vs. Miami (Nov. 11):** Played 48 snaps and posted four tackles (all solo) and a sack...Late in the first quarter with the Dolphins at the Green Bay 11, used a spin move to beat T Zach Sterup and get to QB Brock Osweiler for an 8-yard sack on third down to force Miami to settle for a field goal.

### **93 Reggie Gilbert, LB, 1st Year, Arizona**

- Originally signed by Green Bay as an undrafted free agent on May 6, 2016. Was on the Packers' practice squad for his entire rookie season in 2016 and the first 15 weeks of the 2017 season before being elevated to the active roster on Dec. 2.

- Played in two games last season and registered three tackles (two solo), a sack, five quarterback pressures and three QB hits...Was tied with LB Kyler Fackrell for the most QB pressures on the team (five) over the final two games.

- Started 47 of 57 games played at Arizona, compiling 143 tackles (89 solo), 27 tackles for a loss, 14 sacks, three forced fumbles and two fumble recoveries.

**2018 SEASON:** Has played in all nine games and has recorded 30 tackles (22 solo), six tackles for a loss (No. 3 on the team), 2.5 sacks, three QB hits and nine QB pressures (No. 3 on the team)...Has added two tackles on special teams.

►**Vs. Chicago (Sept. 9):** Played 37 snaps on defense and led the team with four QB pressures...Added two solo tackles.

►**Vs. Minnesota (Sept. 16):** Appeared on 34 plays on defense and registered a half-sack, two QB hits and a QB pressure...On a third-and-10 midway through the first quarter, shed a block from G Mike Remmers for a shared 6-yard sack of QB Kirk Cousins with CB Jaire Alexander to force a punt.

►**At Washington (Sept. 23):** Played 24 snaps on defense and recorded three tackles (two solo).

►**Vs. Buffalo (Sept. 30):** Appeared on 25 plays on defense and registered four tackles (three solo), a sack and two QB pressures...Late in the third quarter, came off the left side and beat T Jordan Mills to get to QB Josh Allen for a 7-yard sack on third down...Added a tackle on special teams.

►**At Detroit (Oct. 7):** Played 31 snaps on defense and registered four tackles (three solo), a tackle for a loss and a QB pressure...Also appeared on 11 plays on special teams.

►**Vs. San Francisco (Oct. 15):** Appeared on 23 plays on defense and posted a career-high six tackles (four solo)...Also played 16 snaps on special teams.

►**At L.A. Rams (Oct. 28):** Played 34 snaps on defense and 14 on special teams...Matched his career high with six tackles (all solo), including three tackles for a loss...Added a QB pressure and a QB hit...Stopped RB Todd Gurley for a 1-yard loss on a run early in the first quarter...Tackled QB Jared Goff for a 4-yard loss on a scramble in the fourth quarter and

brought down WR Josh Reynolds for a 2-yard loss on a run late in the fourth quarter...Added a tackle on special teams.

► **At New England (Nov. 4):** Appeared on 30 snaps on defense and 16 on special teams...Posted a solo tackle on defense.

► **Vs. Miami (Nov. 11):** Played 26 snaps on defense and registered three tackles (one solo), a sack and his first career fumble recovery... On the opening series with the Dolphins driving, recovered a QB Brock Osweiler fumble at the Green Bay 30 after Osweiler mishandled a shotgun snap...Late in the fourth quarter, shed a block from TE A.J. Derby and then chased down Osweiler for a 12-yard sack on fourth down to give the Packers the ball as they ran out the clock to seal the win.

### **80 Jimmy Graham, TE, 9th Year, Miami**

- Is the only tight end in league history to have two seasons with 1,200-plus receiving yards and 10-plus receiving touchdowns (2011, 2013) and is the only TE to register four consecutive seasons with 85-plus catches (2011-14).

- Ranks No. 4 in NFL history among tight ends with 71 career TD catches and ranks No. 3 in the league in TD receptions among all players since entering the NFL in 2010.

- Has been selected to five career Pro Bowls (2011, 2013-14, 2016-17) and earned first-team All-Pro honors from *The Associated Press* in 2013.

- Has posted four seasons with 10-plus TD catches, tied for No. 2 in league annals among TEs behind only Patriots TE Rob Gronkowski (five).

**2018 SEASON:** Has played in all nine games with eight starts and ranks No. 2 on the team with 33 receptions for 439 yards (13.3 avg.) and two TDs...Among TEs, ranks No. 8 in the league in receiving yards and No. 6 in yards per catch.

► **Vs. Chicago (Sept. 9):** Started and played 59 of 60 snaps in his Green Bay debut, posting two receptions for 8 yards (4.0 avg.).

► **Vs. Minnesota (Sept. 16):** Started and played 58 snaps, leading the team with 95 receiving yards on six receptions (15.8 avg.)...It marked his best single-game receiving-yardage total since Nov. 7, 2016, when he was with Seattle (103 yards on eight catches vs. Buffalo)...Early in the third quarter on a third-and-3, hauled in a pass from QB Aaron Rodgers on a wheel route for a 34-yard gain down the left sideline to the Minnesota 48... Added a 27-yard grab late in regulation, finding an opening on the sideline to catch a pass from a scrambling Rodgers at the Minnesota 37.

► **At Washington (Sept. 23):** Started and appeared on 64 of 69 snaps, finishing with five receptions for 45 yards (9.0 avg.), with two of the catches picking up first downs...Caught a 13-yard pass from Rodgers on Green Bay's opening drive of the second half to convert a third-and-10 that set up Rodgers' 2-yard TD pass to WR Davante Adams on the next play.

► **Vs. Buffalo (Sept. 30):** Started and played 54 of 76 snaps, hauling in three passes for 21 yards (7.0 avg.) and a TD...Capped off the Packers' second drive with a 3-yard TD catch, his first in a Green Bay uniform, hauling in a pass from Rodgers in the flat and taking it in for the score...Made a 13-yard reception over the middle early in the fourth quarter to convert a third-and-6.

► **At Detroit (Oct. 7):** Started and played 66 of 81 snaps, matching his season high with six catches for 76 yards (12.7 avg.)...Of his six receptions, five went for first downs, a season high...Midway through the second quarter, made an out-and-up move and then made a leaping grab over DB Quandre Diggs for a 24-yard gain.

► **Vs. San Francisco (Oct. 15):** Played 56 of 71 snaps and posted a season-high 104 yards receiving on five catches (20.8 avg.), his first 100-yard receiving game since Nov. 7, 2016, vs. Buffalo when he was with the Seahawks...Posted a 54-yard reception late in the first quarter, the third-longest catch of his career and his longest since a 56-yard TD grab with the New Orleans Saints at Tampa Bay on Sept. 15, 2013...Found an opening down the middle of the field on the play-action pass, hauling in the throw from Rodgers near midfield before taking it down the left sideline to the San Francisco 12 to set up Rodgers' TD pass to WR Davante Adams two plays later...Early in the fourth quarter, posted a 21-yard reception on third-and-4, hauling in a short pass from Rodgers before taking it out to

the San Francisco 48.

► **At L.A. Rams (Oct. 28):** Started and played 46 of 52 snaps, making a leaping 21-yard grab over the middle on Green Bay's second drive down to the Rams' 1 that set up RB Jamaal Williams' 1-yard TD run two plays later...Ran down the seam and got behind LB Cory Littleton to make the catch.

► **At New England (Nov. 4):** Started and played 59 snaps, finishing with four receptions for 55 yards (13.8 avg.) and a TD...Made a 19-yard catch down the left sideline late in the first quarter to convert a third-and-5...On the opening drive of the second half, caught a 15-yard TD pass from Rodgers with S Patrick Chung blanketing him in coverage in the end zone.

► **Vs. Miami (Nov. 11):** Started and played 39 snaps, posting a 14-yard reception.

### **36 Raven Greene, S, Rookie, James Madison**

- Started 39 of 58 games played in five years for the Dukes, amassing 292 tackles (161 solo) and five tackles for a loss. Posted 34 passes defended as well as 14 interceptions for 258 return yards, both school record.

- Was a first-team All-Colonial Athletic Association honoree as a fifth-year senior in 2017 after posting 82 tackles (44 solo), five interceptions, 12 passes defended, a forced fumble and a fumble recovery.

**2018 SEASON:** Has played in seven games and has registered a solo tackle, a sack and a pass defended on defense...Also has posted a 26-yard carry on a fake punt and has recorded four tackles and a forced fumble on special teams...Was inactive for the other two contests.

► **Vs. Chicago (Sept. 9):** Inactive (healthy scratch).

► **Vs. Minnesota (Sept. 16):** Inactive (healthy scratch).

► **At Washington (Sept. 23):** Made his NFL debut, appearing on 13 plays on special teams.

► **Vs. Buffalo (Sept. 30):** Played 12 snaps on special teams.

► **At Detroit (Oct. 7):** Appeared on a team-high 22 plays on special teams and registered a tackle.

► **Vs. San Francisco (Oct. 15):** Played 13 snaps on special teams, recording a tackle and his first career forced fumble when he forced one by DB D.J. Reed Jr. on a first-quarter kickoff return that was recovered by LB James Crawford at the San Francisco 34.

► **At L.A. Rams (Oct. 28):** Appeared on 19 plays on special teams and registered a career-high two tackles.

► **At New England (Nov. 4):** Played 19 snaps on special teams.

► **Vs. Miami (Nov. 11):** Saw the first action of his career on defense with starting S Kentrell Brice (ankle) sidelined for most of the game, appearing on 30 snaps and posting his first career sack and a pass defended...Early in the second quarter on third-and-goal from the Green Bay 7, came up to nearly intercept QB Brock Osweiler's pass intended for WR Danny Amendola as the Dolphins were forced to settle for a field goal...On the final play of the third quarter, came unblocked off the right end to sack QB Brock Osweiler for a 12-yard loss on third down to force a Miami punt...Also posted his first carry as a pro, taking a direct snap from LS Hunter Bradley on a fourth-and-3 early in the fourth quarter and running it off the left end for a 26-yard pickup to the Miami 23 to help set up a Mason Crosby FG.

### **31 Davon House, CB, 8th Year, New Mexico State**

- Rejoined the Packers in 2017 and started all 12 games he appeared in, recording 49 tackles (42 solo), three tackles for a loss, a sack, an interception and nine passes defended (No. 4 on the team).

- Appeared in 16 games with four starts in 2016 for Jacksonville and finished with 16 tackles (13 solo).

- Started a career-best 15 of 16 games played for the Jaguars in 2015, setting career highs in tackles (60), solo tackles (49), passes defended (23) and interceptions (four). His 23 passes defended set a franchise single-season record.

**2018 SEASON:** Played in three games, seeing time on defense and special teams...Was placed on injured reserve (shoulder) on Sept. 26.

- **Vs. Chicago (Sept. 9):** Appeared on 15 plays on special teams.
- **Vs. Minnesota (Sept. 16):** Played 24 snaps on defense, seeing increased time after CB Kevin King (groin) left the game.
- **At Washington (Sept. 23):** Appeared on six plays on defense and 13 on special teams.

### **37 Josh Jackson, CB, Rookie, Iowa**

- Played in 39 games with 14 starts in three seasons at Iowa, registering 66 tackles (52 solo), 32 passes defended, eight interceptions, a forced fumble and 168 interception return yards with two touchdowns.
- Named a permanent team captain on defense in 2017 and was a consensus first-team All-American as well as first-team All-Big Ten by league's coaches and media.
- Set career highs as a junior in '17 in games started (13), tackles (48), solo tackles (34), passes defended (26, No. 1 in the nation), interception return yards (168, No. 2 in the nation) and forced fumbles (one), while his career-best eight interceptions led the nation and tied the single-season school record.

**2018 SEASON:** Has played in all nine games with four starts and has posted 34 tackles (20 solo), a tackle for a loss, a QB pressure and seven passes defended (No. 2 on the team)...Has added two tackles on special teams and a recovery of a blocked punt for a TD.

► **Vs. Chicago (Sept. 9):** Started as the third CB in his NFL debut, becoming the first Green Bay rookie cornerback to start in Week 1 since Sam Shields in 2010...Registered three tackles (all solo) and a pass defended...Late in the third quarter, came up to stop RB Tarik Cohen for a 1-yard loss on a screen pass.

► **Vs. Minnesota (Sept. 16):** Appeared on 34 plays on defense and 16 on special teams, finishing with three tackles (two solo)...Midway through the first quarter, recovered a Matt Wile punt that had been blocked by WR Geronimo Allison, catching the ball in the front of the end zone for the score...Became the first Packer to score on a blocked punt since LB Dezman Moses vs. Jacksonville on Oct. 28, 2012...Also registered a tackle on special teams.

► **At Washington (Sept. 23):** Played 37 snaps on defense and 11 on special teams...Posted four tackles (one solo) and a QB pressure.

► **Vs. Buffalo (Sept. 30):** Started as the third CB and played 49 of 58 snaps, recording a career-best seven tackles (four solo) and a career-high two passes defended...Late in the first half, broke up a QB Josh Allen pass intended for WR Kelvin Benjamin near the sideline...Early in the fourth quarter, broke up a deep pass over the middle intended for WR Zay Jones on third down.

► **At Detroit (Oct. 7):** Started as the third CB and played 47 of 62 snaps, posting five tackles (two solo) and a team-high two passes defended...On the first play from scrimmage, broke up a short pass from QB Matthew Stafford intended for WR Marvin Jones.

► **Vs. San Francisco (Oct. 15):** Played 21 snaps on defense and recorded a solo tackle...Also appeared on 13 plays on special teams.

► **At L.A. Rams (Oct. 28):** Appeared on three plays on defense and 18 on special teams...Recorded a special teams tackle.

► **At New England (Nov. 4):** Played 41 snaps on defense and 14 on special teams...Finished with five tackles (three solo) and two passes defended (tied for the team lead)...Midway through the third quarter, batted down a QB Tom Brady pass on third-and-goal from the 1 that was intended for WR Chris Hogan...On the next series, drilled WR Julian Edelman on a short pass just as the ball arrived for the pass breakup.

► **Vs. Miami (Nov. 11):** Started and played all 68 snaps, a career high, and led the secondary with six tackles (four solo).

### **33 Aaron Jones, RB, 2nd Year, Texas-El Paso**

- Among running backs with 150-plus career attempts, ranks No. 1 in NFL history with an average of 6.12 yards per carry.
- Rushed for 448 yards and four TDs on 81 carries as a rookie in 2017, a 5.53-yard rushing average that ranks No. 6 in franchise single-season history (min. 75 att.).

- Among running backs with 75-plus rushing attempts, ranked No. 2 in the NFL last season in rushing average behind only Saints RB Alvin Kamara (6.07 avg.).

- Registered two 125-yard rushing games in 2017, tied for the most in franchise history by a Green Bay rookie (John Brockington, 1971; Eddie Lacy, 2013).

**2018 SEASON:** Has played in seven games with four starts and has rushed for 494 yards and four TDs on 73 carries (6.8 avg.) with 11 catches for 78 yards (7.1 avg.)...Leads the league in yards per carry (6.77) and percentage of carries (38.4 percent, 28 of 73) picking up first downs...Has posted a team-best 18 runs of 10-plus yards (tied for No. 8 in the NFL)...Leads the league in percentage of carries going for 10-plus yards (24.7, 18 of 73)...Was on the reserve/suspended list for the first two games of the season.

► **At Washington (Sept. 23):** Made his season debut, appearing on 17 plays and posting 42 rushing yards on just six carries (7.0 avg.)...Three of the carries picked up first downs, including a 17-yard carry up the middle in the third quarter.

► **Vs. Buffalo (Sept. 30):** Led the team with 65 rushing yards and a TD on 11 carries (5.9 avg.)...Posted a 30-yard run down the left sideline late in the first quarter, the second-longest carry of his career behind only his 46-yard TD run vs. New Orleans on Oct. 22, 2017...Later on the drive, picked up 17 yards on a screen pass and then capped it off with a 3-yard TD run two plays later...Finished with a season-high four rushing first downs.

► **At Detroit (Oct. 7):** Paced the offense with 40 yards rushing on seven carries (5.7 avg.) with two receptions for 19 yards (9.5 avg.).

► **Vs. San Francisco (Oct. 15):** Started for the first time on the season, pacing the team with 41 yards rushing on eight carries (5.1 avg.)...On Green Bay's second play from scrimmage, picked up 16 yards down to the San Francisco 1 on a run off the right end, a play that was initially ruled a TD before it was ruled that he didn't break the plane.

► **At L.A. Rams (Oct. 28):** Started for the second straight game, pacing the team with a season-high 86 rushing yards and a TD on just 12 carries (7.2 avg.)...Late in the third quarter, scored a 33-yard TD on a draw, the second-longest rushing TD of his NFL career behind only his 46-yarder vs. New Orleans in 2017...Got to the second level and then made S John Johnson III miss on his way to the end zone...Had a season-high three carries for 10-plus yards and matched his season high with four rushing first downs.

► **At New England (Nov. 4):** Started for the third straight week and led the team with 75 rushing yards on 14 carries (5.4 avg.), becoming just the third Green Bay player since the 1970 AFL-NFL merger to register 75-plus rushing yards on 15 or fewer attempts in back-to-back games (Gerry Ellis, 1984; Ryan Grant, 2007).

► **Vs. Miami (Nov. 11):** Started his fourth straight game and delivered a career-high 145 rushing yards and a career-best two rushing TDs (2 yards, 10 yards) on just 15 carries (9.7 avg.), becoming just the sixth Packer since 1950 to rush for 145-plus yards on 15 or fewer carries and the first since RB Ahman Green had 15 carries for 163 yards vs. Dallas on Oct. 24, 2004...Became the first player in the NFL with 145-plus rushing yards and two-plus rushing TDs on 15 or fewer attempts since Jaguars RB Maurice Jones-Drew (8-177-2) at Tennessee on Nov. 1, 2009...It marked his third straight game with 75-plus rushing yards and 15 or fewer attempts as he became only the eighth NFL player since the 1970 merger and the first since RB Jamaal Charles in 2010 to accomplish the feat...Became the first Packer to do so since QB Tobin Rote in 1951...Posted a career-best 67-yard run up the middle to the Miami 4 late in the first quarter, the longest run by a Green Bay player since WR Randall Cobb's 67-yarder vs. Detroit on Oct. 6, 2013...Finished with 96 rushing yards on just four carries (24.0 avg.) in the first quarter, the most rushing yards by a Packer since Green posted 122 vs. Detroit in the opening quarter on Sept. 9, 2001...Posted a career-best six runs of 10-plus yards, the most by a Green Bay player since Green had six at Minnesota on Nov. 2, 2003...Added three catches for 27 yards (9.0 avg.) for a career-best 172 yards from scrim-

mage, the most by a Packers RB since Eddie Lacy registered 182 yards at New Orleans on Oct. 26, 2014...Accounted for 54 of the Packers' 70 yards on the opening series (27 rushing, 27 receiving).

#### **27 Josh Jones, S, 2nd Year, North Carolina State**

- One of three Green Bay rookies to play in all 16 games in 2017 (RB Jamaal Williams and P Justin Vogel), and ranked No. 4 on the team with 64 solo tackles. His six special teams tackles tied for No. 2 on the Packers.
- Started seven contests and posted 71 tackles, five tackles for a loss, two sacks, three QB pressures, two QB hits, an interception and seven passes defended as a rookie.
- In his first career start (Week 3 vs. Cincinnati), posted a career-high 11 tackles (10 solo) and became the first rookie defensive back in team history (since 1982) to record two sacks in a game.

**2018 SEASON:** Has played in six games, seeing time on defense and special teams...Has posted 12 tackles (11 solo) on defense and ranks third on the team with five tackles on special teams...Was inactive for the first three games due to injury.

►**Vs. Chicago (Sept. 9):** Inactive (ankle).

►**Vs. Minnesota (Sept. 16):** Inactive (ankle).

►**At Washington (Sept. 23):** Inactive (ankle).

►**Vs. Buffalo (Sept. 30):** Appeared on 15 plays on special teams in his season debut and registered a tackle.

►**At Detroit (Oct. 7):** Played 17 snaps on special teams and four on defense.

►**Vs. San Francisco (Oct. 15):** Appeared on 14 plays on special teams.

►**At L.A. Rams (Oct. 28):** Played 24 snaps on special teams and led the team with a career-high three tackles...In the second quarter, tackled WR JoJo Natson for no gain on JK Scott's 55-yard punt.

►**At New England (Nov. 4):** Saw significant action on defense with Kentrell Brice (knee) and Jermaine Whitehead (ejection) sidelined...Appeared on 51 snaps on defense and was third on the team with seven tackles (six solo)...Also played 18 snaps on special teams.

►**Vs. Miami (Nov. 11):** Saw increased time after Brice departed the game late in the first quarter (ankle), appearing on 61 of 68 plays and posting five tackles (all solo)...Added a tackle on special teams.

#### **84 Lance Kendricks, TE, 8th Year, Wisconsin**

- Has appeared in 118 games since 2011, the most in the league among active tight ends over that span.
- Played in all 16 games with nine starts in his first season with the Packers in 2017, the fourth time in his seven NFL seasons that he appeared in every game (played in 15 games in the other three).
- Started a career-high 16 games for the Los Angeles Rams in 2016 and posted a career-best 50 receptions for 499 yards (10.0 avg.) and two TDs, becoming just the fifth tight end in franchise history to register 50-plus catches in a season.
- Posted 17 TD catches during his six seasons with the Rams, the second most by a TE in franchise history behind only Damone Johnson (18, 1986-92).

**2018 SEASON:** Has appeared in all nine games with one start and has posted nine receptions for 91 yards (10.1 avg.) and a TD.

►**Vs. Chicago (Sept. 9):** Appeared on 19 plays and posted a 13-yard reception.

►**Vs. Minnesota (Sept. 16):** Played 27 snaps and caught one pass for 4 yards.

►**At Washington (Sept. 23):** Appeared on 10 plays on offense and three on special teams.

►**Vs. Buffalo (Sept. 30):** Played a season-high 35 snaps on offense, posting a 5-yard reception to convert a third-and-1 in the fourth quarter...Recovered a RB Ty Montgomery fumble late in the fourth quarter to retain possession for the Packers...Helped the offense rack up a season-high 141 rushing yards on 32 carries (4.4 avg.)...On RB Aaron Jones' 30-yard, came from the backfield to block LB Ramon Humber and clear a big hole for Jones.

►**At Detroit (Oct. 7):** Played 18 snaps, finishing with two receptions for 8 yards (4.0 avg.) and a TD...Late in the third quarter, caught a 1-yard TD pass in the flat from QB Aaron Rodgers.

►**Vs. San Francisco (Oct. 15):** Appeared on 22 plays and caught two passes for 37 yards (18.5 avg.), highlighted by a 22-yard grab in the first quarter...Caught the pass from QB Aaron Rodgers in the flat before taking it down the sideline and spinning away from a host of defenders to pick up extra yardage down to the San Francisco 12.

►**At L.A. Rams (Oct. 28):** Played 17 snaps on offense and five on special teams.

►**At New England (Nov. 4):** Appeared on 26 plays on offense and five on special teams.

►**Vs. Miami (Nov. 11):** Started his first game of the season, appearing on 35 plays and hauling in two passes for 24 yards (12.0 avg.), including an 18-yard reception in the fourth quarter...Helped block for Green Bay's season-high 195 yards and two TDs on just 25 carries (7.8 avg.).

#### **20 Kevin King, CB, 2nd Year, Washington**

- Appeared in nine games with five starts as a rookie in 2017, registering 31 tackles (23 solo), a tackle for a loss and eight passes defended (No. 5 on the team) before being placed on injured reserve (shoulder) on Dec. 6.
- Despite being limited to nine games due to injury, his five starts were the third most among Packers rookies in 2017 (S Josh Jones and RB Jamaal Williams both had seven).

• Played in all 48 games with 35 starts in his four seasons at Washington and registered 165 tackles (107 solo), 8½ tackles for a loss, six interceptions, 28 passes defended, two forced fumbles and two fumble recoveries.

**2018 SEASON:** Has started all six games he has appeared in and has recorded 22 tackles (16 solo), a tackle for a loss, an interception, a fumble recovery and a pass defended...Has added a tackle on special teams...Was inactive for two contests due to injury.

►**Vs. Chicago (Sept. 9):** Started and was one of five Green Bay defenders to appear on all 70 snaps, finishing with three tackles (all solo)...Late in the first half, came up to stop WR Taylor Gabriel for a 2-yard loss on a swing pass from QB Mitchell Trubisky.

►**Vs. Minnesota (Sept. 16):** Started and played 26 snaps before departing the game late in the first half due to a groin injury...Posted three tackles (one solo).

►**At Washington (Sept. 23):** Inactive (groin).

►**Vs. Buffalo (Sept. 30):** Inactive (groin).

►**At Detroit (Oct. 7):** Started and played 51 of 62 snaps, departing the game late in the fourth quarter (chin)...Led the team with a career-high eight tackles (six solo) and added a pass defended.

►**Vs. San Francisco (Oct. 15):** Started and played all 57 snaps, finishing with three tackles (all solo), a fumble recovery and an interception...Posted his first career fumble recovery, scooping up a FB Kyle Juszczyk at the San Francisco 44 that was forced by S Ha Ha Clinton-Dix...With just over a minute remaining and the game tied at 30, ran stride for stride with WR Marquise Goodwin down the middle of the field and intercepted QB C.J. Beathard's third-down pass at the Green Bay 10...Also registered a tackle on special teams.

►**At L.A. Rams (Oct. 28):** Started and played 76 of 78 snaps, recording three tackles (two solo) and a pass defended...On the opening drive of the second half, ran stride for stride with WR Brandin Cooks to make a leaping breakup of QB Jared Goff's deep pass near the right sideline to force a Rams punt.

►**At New England (Nov. 4):** Started, but was limited to just 24 snaps of action after departing the game in the second quarter due to a hamstring injury...Posted two tackles (one solo).

►**Vs. Miami (Nov. 11):** Inactive (hamstring).

#### **9 DeShone Kizer, QB, 2nd Year, Notre Dame**

- Started 15 games for the Cleveland Browns as a rookie in 2017, completing 255 of 476 passes (53.6 percent) for 2,894 yards and 11 TDs.
- Became the third-youngest NFL quarterback to start in Week 1 since

1963.

- Rushed for 419 yards and five TDs on 77 attempts (5.4 avg.) last season, becoming just the fourth rookie QB in NFL history to register 400-plus rushing yards and five-plus rushing TDs (Vince Young, Cam Newton, Robert Griffin III).

- Was tied for No. 3 in the league among all QBs with the five rushing TDs, which was the most by a Browns QB since Mike Phipps had five in 1972. His 419 rushing yards set a single-season team record among QBs.

- Tied a Browns single-game rookie record with three TD passes vs. Green Bay last season in Week 14 and threw for 314 yards in Week 17 at Pittsburgh, the fifth most in a game by a Cleveland rookie.

**2018 SEASON:** Has played in one game, completing 4 of 7 passes for 55 yards with an INT for a 42.9 passer rating...Dressed, but did not play, in the other eight contests.

►**Vs. Chicago (Sept. 9):** Took over for injured QB Aaron Rodgers for the final three drives of the first half, completing 4 of 7 passes for 55 yards with an INT for a 42.9 passer rating...Connected with WR Randall Cobb on a 29-yard completion to the Chicago 21 in the second quarter on third down.

►**Vs. Minnesota (Sept. 16) – Vs. Miami (Nov. 11):** Dressed, but did not see any action as the backup QB.

### **95 Tyler Lancaster, DL, Rookie, Northwestern**

- Signed with the Packers as an undrafted free agent on May 4.

- Played in 40 games over four seasons at Northwestern, starting the final 39 contests for the Wildcats. Racked up 101 tackles (46 solo), 18.5 tackles for a loss, 3.5 sacks, three passes defended and two forced fumbles.

- Started all 13 games at DT as a senior, earning honorable mention All-Big Ten recognition as he helped the Wildcats rank No. 9 in the NCAA in run defense.

**2018 SEASON:** Has played in five games, seeing action on defense and special teams...Has posted three tackles (one solo) and a QB hit...Was on Green Bay's practice squad before being signed to the active roster on Oct. 6.

►**At Detroit (Oct. 7):** Appeared on one play on special teams in his NFL debut.

►**Vs. San Francisco (Oct. 15):** Played three snaps on special teams.

►**At L.A. Rams (Oct. 28):** Appeared on eight plays on defense and one on special teams, recording a QB hit.

►**At New England (Nov. 4):** Played a career-high 20 snaps on defense and registered two tackles (one solo).

►**Vs. Miami (Nov. 11):** Appeared on 14 plays on defense and posted an assisted tackle.

### **89 Marcedes Lewis, TE, 13th Year, UCLA**

- Appeared in 170 games for the Jacksonville Jaguars during his 12 seasons with the team (2006-17), the third most in franchise history. Played in either 15 or 16 regular-season games in nine of his seasons in Jacksonville.

- Finished his career with the Jaguars ranked No. 3 in team history in receiving yards (4,502) and receptions (375) and No. 2 in receiving TDs (33), tops among tight ends in all three categories.

- Was named to the Pro Bowl in 2010, the first tight end in team history to be honored, after posting career highs in receptions (58), receiving yards (700) and receiving TDs (10).

- Ranked No. 1 among NFL tight ends with an average of 16.2 yards per catch in 2009, the top mark by an NFL tight end (min. 32 rec.) since Jaguars TE Ernest Wilford registered a 16.6-yard average in 2005.

- Helped block for the top four single-season rushing-yardage totals in franchise history (2006-07, 2010, 2017). In 2017, helped the Jaguars lead the league in rushing (141.4 ypg) for the first time in franchise history.

**2018 SEASON:** Has played in all nine games with two starts, seeing time on offense and special teams...Has posted two catches for 35 yards (17.5 avg.).

►**Vs. Chicago (Sept. 9):** Played seven snaps on offense and four on

special teams in his Green Bay debut.

►**Vs. Minnesota (Sept. 16):** Appeared on 14 plays on offense and eight on special teams.

►**At Washington (Sept. 23):** Played seven snaps on offense and four on special teams.

►**Vs. Buffalo (Sept. 30):** Appeared on 17 plays on offense and five on special teams.

►**At Detroit (Oct. 7):** Played 12 snaps on offense and six on special teams.

►**Vs. San Francisco (Oct. 15):** Made his first start in a Green Bay uniform, appearing on 22 snaps.

►**At L.A. Rams (Oct. 28):** Started as the Packers opened up with two tight ends...Appeared on 12 plays on offense and five on special teams.

►**At New England (Nov. 4):** Played seven snaps and posted his first catch in a Green Bay uniform, hauling in a 5-yard pass from QB Aaron Rodgers late in the third quarter.

►**Vs. Miami (Nov. 11):** Appeared on 10 offensive plays and posted his longest reception in a Green Bay uniform, hauling in a third-down pass for 30 yards in the third quarter down to the Miami 22...Came across the field to make the reception in the flat and take it down the left sideline for the 30-yard gain.

### **70 Alex Light, T/G, Rookie, Richmond**

- Started 38 of 44 games played in four seasons for the Spiders, earning first-team All Colonial Athletic Association honors as a senior in 2017.

- Started all 11 games in 2017, seeing time at both tackle and guard, and blocked for an offense that gained 4,980 yards and protected QB Kyle Lauletta, the CAA Offensive Player of the Year and a fourth-round pick of the N.Y. Giants in 2018.

**2018 SEASON:** Has been inactive for all nine games (healthy scratch).

### **63 Corey Linsley, C, 5th Year, Ohio State**

- Has started at center in all 63 contests he has played in during his first four-plus seasons in the NFL.

- Was the only player on offense to play every snap for the Packers in 2017, the second time in his career that he had accomplished that feat (also 2014).

- Started every game in 2014, becoming the first rookie center to open every game for the Packers since the league went to a 16-game schedule in 1978.

- Was named to the PFWA's All-Rookie team in '14, the first Green Bay center to be honored since its inception in 1974.

**2018 SEASON:** Has started all nine games at C and has played every offensive snap...Has helped the Packers rank No. 1 in the NFL in yards per carry (5.17) and rushing first-down percentage (30.8), No. 7 in total offense (403.2 ypg) and No. 6 in net passing yards (287.7 ypg).

►**Vs. Chicago (Sept. 9):** Started at C and played all 60 snaps, helping to protect QB Aaron Rodgers as he connected on 20 of 30 passes (66.7 percent) for 286 yards and three TDs with no INTs for a 130.7 passer rating...Part of a line that did not allow a sack in the second half.

►**Vs. Minnesota (Sept. 16):** Started at C and appeared on all 77 snaps, blocking for Rodgers as he completed 30 of 42 passes (71.4 percent) for 281 yards and a TD with no INTs for a 97.4 rating.

►**At Washington (Sept. 23):** Started at C and played all 69 snaps, helping the Packers rush for 100 yards on just 17 carries (5.9 avg.), the fewest attempts by Green Bay in a 100-yard rushing game since Oct. 18, 2015, vs. San Diego (17-133)...Blocked for Rodgers as he posted his third straight game without an INT (27 of 44, 265 yards, two TDs, 93.5 rating).

►**Vs. Buffalo (Sept. 30):** Started at C and played all 76 snaps, helping the offense register a season-high 423 yards of offense, including a season-best 141 yards on 32 carries (4.4 avg.)...Helped the Packers convert 11 of 19 third downs (57.9 pct.), with the 11 conversions the most by the team since Oct. 27, 2013 (13 at Minnesota).

►**At Detroit (Oct. 7):** Started at C and played all 81 snaps, helping the offense rack up 521 yards of offense, the most by the Packers since Sept.

15, 2013, vs. Washington (580 yards)...Protected Rodgers as he threw for 442 yards, the third most in a game in franchise history, and three TDs on 32-of-52 passing.

►**Vs. San Francisco (Oct. 15):** Started at C and played all 71 snaps, blocking for Rodgers as he became the first QB in NFL history to record back-to-back 400-yard passing games with no INTs (425 yards and two TDs on 25-of-46 passing)...Helped the Packers rack up 521 yards of offense, just the second time in franchise history (also 1983) that the team registered back-to-back 500-yard games.

►**At L.A. Rams (Oct. 28):** Started at C and played all 52 snaps, helping to protect Rodgers as he connected on 18 of 30 passes for 286 yards and one TD with no INTs, his third straight game without an INT...Helped Green Bay rush for 106 yards and two TDs on 19 carries (5.6 avg.), highlighted by 86 yards and a TD on 12 carries (7.2 avg.) from RB Aaron Jones.

►**At New England (Nov. 4):** Started at C and played all 74 snaps, helping the offense rush for 117 yards on 25 carries (4.7 avg.)...Protected Rodgers as he posted his fourth straight zero-INT game (24 of 43, 259 yards, two TDs, 89.2 rating) and brought his streak of consecutive attempts without an INT to 200...Part of a line that allowed just one sack on the evening.

►**Vs. Miami (Nov. 11):** Started at C and played all 57 snaps, helping clear the way for the offense to rush for a season-high 195 yards and two TDs on just 25 carries (7.8 avg.)...It marked just the third time since the 1970 AFL-NFL merger that the Packers recorded 195-plus rushing yards on 25 or fewer carries (at St. Louis Cardinals, Sept. 29, 1985; at Chicago, Dec. 18, 2016)...Helped the Packers post their franchise-record fourth straight outing with 100-plus rushing yards and 25 or fewer carries, just the third time since the merger that a team has accomplished that feat (Miami Dolphins, 2007; Dallas Cowboys, 2015-16)...Blocked for Jones as he racked up a career-high 145 yards and a career-best two rushing TDs on only 15 carries (9.7 avg.), just the sixth Packer since 1950 to rush for 145-plus yards on 15 or fewer carries and the first since Ahman Green (15-163) vs. Dallas on Oct. 24, 2004.

#### **94 Dean Lowry, DL, 3rd Year, Northwestern**

• Played in all 16 games with 11 starts in 2017 and registered 34 tackles (22 solo), two sacks, seven tackles for a loss, a fumble recovery for a touchdown, two passes defended, eight quarterback hits and six QB pressures.

• Earned NFC Defensive Player of the Week (13) honors after recording four tackles (all solo), a sack, a QB pressure, a QB hit and a fumble recovery he returned 62 yards for a touchdown. Became just the seventh Green Bay player (since 1982) to register a sack and a defensive TD in the same game.

• Saw action in 15 games as a rookie and registered 14 tackles (eight solo), two sacks, three tackles for a loss, nine QB pressures and three QB hits. Also appeared in all three postseason contests and posted two tackles (one solo) and a QB pressure.

**2018 SEASON:** Has played in all nine games with two starts and has registered 28 tackles (17 solo), four tackles for a loss, a sack, two QB hits and nine QB pressures (tied for No. 3 on the team).

►**Vs. Chicago (Sept. 9):** Appeared on 15 plays on defense and posted a solo tackle, bringing down QB Mitchell Trubisky for a 3-yard loss on a fourth-quarter run.

►**Vs. Minnesota (Sept. 16):** Played 18 snaps on defense and 14 on special teams...Recorded two tackles (both solo), including a tackle for a loss.

►**At Washington (Sept. 23):** Appeared on 24 plays on defense and nine on special teams...Registered two tackles (one solo) on defense.

►**Vs. Buffalo (Sept. 30):** Made his first start of the season, opening at DE and playing 36 snaps...Posted three tackles (one solo) and was tied for the team lead with three QB pressures...Helped the defense allow just 58 rushing yards on 16 carries (3.6 avg.).

►**At Detroit (Oct. 7):** Played 42 snaps on defense and 12 on special teams...Led the defensive line with a career-high six tackles (three solo)

and added three QB pressures.

►**Vs. San Francisco (Oct. 15):** Started and played a season-high 49 snaps, finishing with two tackles (one solo).

►**At L.A. Rams (Oct. 28):** Appeared on 38 plays on defense and eight on special teams...Posted four tackles (one solo) and QB hit.

►**At New England (Nov. 4):** Played 49 snaps on defense and posted two tackles (both solo), including a tackle for a loss, and a QB pressure.

►**Vs. Miami (Nov. 11):** Appeared on 39 defensive plays and registered six tackles (five solo) and a sack, his first of the season...Late in the third quarter, shed a block from TE Nick O'Leary to get to QB Brock Osweiler for a 7-yard sack, his first of the season.

#### **50 Blake Martinez, LB, 3rd Year, Stanford**

• Started all 16 games in 2017 and registered a team-high 158 tackles (107 solo), a team-best 12 tackles for a loss, a sack, a forced fumble, two fumble recoveries, an interception, four QB pressures, four QB hits and 11 passes defended (No. 2 on the team). His tackle total ranks No. 8 in team history (since 1975) for a single season.

• Registered a double-digit tackle total in eight games in 2017.

• Played in 13 games with nine starts at ILB as a rookie in 2016 and ranked No. 5 on the team with 62 tackles (46 solo), a sack, four tackles for a loss, two QB hits, two QB pressures, an interception and five passes defended.

• Part of a run defense that ranked No. 8 in the league in rushing yards allowed per game (94.7) and No. 7 in runs of 10-plus yards allowed (37) in 2016.

**2018 SEASON:** Has started all nine games at ILB and leads the team with 79 tackles (57 solo)...Is tied for No. 3 on the team with a career-high four sacks and ranks No. 2 on the team with eight tackles for a loss...Has added three passes defended and four QB pressures.

►**Vs. Chicago (Sept. 9):** Was one of five Green Bay defenders to appear on all 70 snaps...Recorded five tackles (four solo), a pass defended and a QB pressure...On third-and-goal from the 3 late in the first quarter, came up to bring down WR Taylor Gabriel for a 5-yard loss on a swing pass from QB Mitchell Trubisky, forcing the Bears to settle for a field goal.

►**Vs. Minnesota (Sept. 16):** Started and played all 73 snaps, one of four players on Green Bay's defense to do so...Registered eight tackles (six solo) and a pass defended...Midway through the second quarter on a third-and-10, broke up a pass over the middle intended for WR Stefon Diggs to force a Minnesota punt.

►**At Washington (Sept. 23):** Was one of three players on Green Bay's defense to play all 61 snaps, finishing with nine tackles (five solo), a team-high two QB pressures and a pass defended...Late in the third quarter, perfectly timed his hit on RB Chris Thompson to break up a screen pass from QB Alex Smith.

►**Vs. Buffalo (Sept. 30):** Played all 58 snaps, one of four Green Bay defenders to do so, and posted a team-high 11 tackles (nine solo), a sack, two tackles for a loss and a QB pressure...Late in the first half, brought down RB Chris Ivory for a 2-yard loss on a run to the left...Early in the fourth quarter, came up the middle on a blitz and wrapped up QB Josh Allen for an 8-yard sack.

►**At Detroit (Oct. 7):** Started and played all 62 snaps, finishing with six tackles (four solo) and a career-high two sacks...Early in the second quarter, was credited with a sack after touching a sliding Matthew Stafford for a 4-yard loss...Late in the fourth quarter, brought down a scrambling Stafford for a 4-yard sack.

►**Vs. San Francisco (Oct. 15):** Started and played all 57 snaps, leading the team with 11 tackles (nine solo)...With just over four minutes remaining in the game, came up and drilled RB Raheem Mostert for a 1-yard loss on a run to the left.

►**At L.A. Rams (Oct. 28):** Started and played all 78 snaps, pacing the team with a season-high 12 tackles, including two tackles for a loss and a sack...On a third-and-10 on the Rams' second drive, came on a blitz up the middle, blowing by C John Sullivan on his way to QB Jared Goff for a 10-yard sack...Early in the second quarter, came up to tackle RB Todd Gurley for a 2-yard loss on a run to the right.

► **At New England (Nov. 4):** Started and played 56 of 71 snaps, missing his first snaps of the season when he left the game due to an ankle injury...Returned to the field in the fourth quarter and finished the game with eight tackles (four solo) to tie for the team lead.

► **Vs. Miami (Nov. 11):** Started and played all 68 snaps, pacing the team with nine tackles (all solo).

### **52 Clay Matthews, LB, 10th Year, Southern California**

- Ranks No. 1 on the Packers' all-time list (since 1982) with 82.5 career sacks and is tied for No. 1 in franchise history (since 1982) with four 10-sack seasons (DEs Reggie White and Kabere Gbaja-Biamila).

- Earned six Pro Bowl selections in his first nine seasons, two more than any Packers linebacker and tied with White for the second-most selections by a defensive player in team history, trailing only S Willie Wood (eight).

- Has 11 sacks in 15 career playoff games, the most in franchise postseason history (since 1982) and tied for No. 5 in NFL playoff history.

- Joined Carolina Panthers DE Julius Peppers (84 and seven) as the only players in the NFL with 80-plus sacks (80) and five-plus interceptions (six) from 2009-17.

- Named first-team All-Pro by *The Associated Press* in 2010, the first Green Bay LB to earn that honor since Tim Harris in 1989. Finished second to Pittsburgh safety Troy Polamalu in the AP's Defensive Player of the Year voting in 2010.

**2018 SEASON:** Has started all nine games at OLB and has recorded 26 tackles (18 solo), 2.5 sacks, 11 QB pressures (tied for the team lead) and five QB hits.

► **Vs. Chicago (Sept. 9):** Started and appeared on 60 of 70 snaps, finishing with a solo tackle and three QB pressures.

► **Vs. Minnesota (Sept. 16):** Started and played 56 of 70 snaps, posting three tackles (two solo), two QB pressures and a QB hit.

► **At Washington (Sept. 23):** Started and played 39 snaps, recording two tackles (both solo) and a QB hit...On third down on Washington's second series, drilled QB Alex Smith to force an incomplete pass and a three-and-out.

► **Vs. Buffalo (Sept. 30):** Started and played 37 snaps, posting six tackles (three solo) and three QB pressures (tied for team lead)...Early in the second quarter, came free from the left side to bring down QB Josh Allen for a shared 9-yard sack with LB Nick Perry.

► **At Detroit (Oct. 7):** Started and played 44 snaps, recording an assisted tackle and two QB pressures.

► **Vs. San Francisco (Oct. 15):** Started and played 37 snaps, posting three tackles (two solo) and a sack...On a critical third down late in the game with the Packers trailing, 30-23, fought off a block from T Mike McGlinchey to get to QB C.J. Beathard for a 12-yard sack as the Packers forced a three-and-out.

► **At L.A. Rams (Oct. 28):** Started and played 53 snaps, finishing with a season-high eight tackles (seven solo), a sack, a QB pressure and a QB hit...With the Packers leading, 27-26, midway through the fourth quarter, brought down QB Jared Goff for a zero-yard sack on third down to force a punt.

► **At New England (Nov. 4):** Started and appeared on 46 snaps, posting two tackles (one solo).

► **Vs. Miami (Nov. 11):** Started and played 47 snaps, pacing the team with two QB hits.

### **64 Justin McCray, G, 2nd Year, Central Florida**

- Played in 13 games with eight starts (five at RT, two at LG, one at RG) last season. Became the first Green Bay offensive lineman to start games at three different positions since Jason Spitz and Daryn Colledge in 2008.

- Helped the offense rank No. 3 in red-zone scoring (61.9 percent) and No. 5 in yards per carry (4.47 avg.) last season.

- Was in the starting lineup for three of Green Bay's top four rushing performances last season (181 vs. New Orleans, 160 at Dallas, 160 at Chicago).

- Was a four-year letterman at Central Florida, appearing in 45 games with

32 starts (23 at RG, nine at RT). Started all 27 games over his final two seasons.

**2018 SEASON:** Has played in five games with three starts at RG...Has been inactive for three contests and dressed, but did not play, in one game.

► **Vs. Chicago (Sept. 9):** Started at RG and played all 60 snaps, helping to protect QB Aaron Rodgers as he connected on 20 of 30 passes (66.7 percent) for 286 yards and three TDs with no INTs for a 130.7 passer rating...Part of a line that did not allow a sack in the second half.

► **Vs. Minnesota (Sept. 16):** Started at RG and appeared on all 77 snaps, blocking for Rodgers as he completed 30 of 42 passes (71.4 percent) for 281 yards and a TD with no INTs for a 97.4 rating.

► **At Washington (Sept. 23):** Started at RG and played 56 of 69 snaps before departing in the fourth quarter due to a shoulder injury...Helped the Packers rush for 100 yards on just 17 carries (5.9 avg.), the fewest attempts by Green Bay in a 100-yard rushing game since Oct. 18, 2015, vs. San Diego (17-133)...Blocked for Rodgers as he posted his third straight game without an INT (27 of 44, 265 yards, two TDs, 93.5 rating).

► **Vs. Buffalo (Sept. 30):** Inactive (shoulder).

► **At Detroit (Oct. 7):** Was active, but did not see any action as he continued to work his way back from a shoulder injury.

► **Vs. San Francisco (Oct. 15):** Appeared on three plays on special teams.

► **At L.A. Rams (Oct. 28):** Inactive (healthy scratch).

► **At New England (Nov. 4):** Inactive (healthy scratch).

► **Vs. Miami (Nov. 11):** Appeared on five plays on special teams.

### **82 J'Mon Moore, WR, Rookie, Missouri**

- Earned second-team All-Southeastern Conference honors in 2016 (*The Associated Press*) and 2017 (*AP* and coaches).

- Played in 13 games with 11 starts in 2017, setting career highs in receptions (65), receiving yards (1,082) and receiving touchdowns (10). His 1,082 receiving yards were the fourth most in a single season in school history.

- Became just the eighth Mizzou player with more than 1,000 receiving yards after posting 1,012 on 62 receptions (16.3 avg.) as a junior in 2016. His 1,012 yards led the SEC (No. 32 nationally), while his 84.3 receiving yards per game ranked No. 2 in the conference.

**2018 SEASON:** Has played in five games and has been inactive for four contests...Has posted one catch for 10 yards and a tackle on special teams.

► **Vs. Chicago (Sept. 9):** Inactive (healthy scratch).

► **Vs. Minnesota (Sept. 16):** Inactive (healthy scratch).

► **At Washington (Sept. 23):** Inactive (healthy scratch).

► **Vs. Buffalo (Sept. 30):** Made his NFL debut, appearing on 11 plays on offense.

► **At Detroit (Oct. 7):** Played 14 snaps on offense and eight on special teams.

► **Vs. San Francisco (Oct. 15):** Appeared on 17 plays on offense and recorded his first career catch in the NFL, hauling in a 10-yard pass from QB Aaron Rodgers in the fourth quarter.

► **At L.A. Rams (Oct. 28):** Inactive (healthy scratch).

► **At New England (Nov. 4):** Played 11 snaps on special teams and registered his first career tackle, bringing down WR Cordarrelle Patterson at the New England 36 on the opening kickoff of the game.

► **Vs. Miami (Nov. 11):** Played five snaps on offense and 16 on special teams.

### **44 Antonio Morrison, LB, 3rd Year, Florida**

- Was acquired by the Packers in a trade with the Indianapolis Colts on Aug. 26, 2018, in exchange for CB Lenzy Pipkins.

- Was originally selected by the Colts in the fourth round (No. 125 overall) of the 2016 NFL Draft out of the University of Florida.

- In two seasons with Indianapolis, played in 31 games with 19 starts and registered 154 tackles (91 solo), six tackles for a loss and a pass defended. Started all 15 games he played in at inside linebacker last season and led the team with a career-high 108 tackles (64 solo).

**2018 SEASON:** Has played in all nine games with three starts and has posted 22 tackles (15 solo), a sack, a QB pressure and a QB hit...Has added four tackles on special teams.

►**Vs. Chicago (Sept. 9):** Appeared on 11 plays on defense and 19 on special teams in his Green Bay debut...On a third-and-1 early in the second quarter, came up to help stuff RB Jordan Howard for no gain on a run up the middle as the defense forced a three-and-out...Finished with three tackles (two solo) on defense and added a tackle on special teams.

►**Vs. Minnesota (Sept. 16):** Started for the first time as a Packer, opening at ILB...Played 22 snaps on defense, finishing with three tackles (two solo)...Also appeared on 16 plays on special teams.

►**At Washington (Sept. 23):** Started and played 23 snaps, posting four tackles (two solo)...Also appeared on 20 plays on special teams.

►**Vs. Buffalo (Sept. 30):** Appeared on 10 plays on defense and 17 on special teams...Late in the first quarter, came up the middle on a blitz to drill QB Josh Allen as his pass attempt to RB Taiwan Jones was over-thrown...Added a tackle on special teams.

►**At Detroit (Oct. 7):** Played 18 snaps on defense and 16 on special teams, recording five tackles (three solo) on defense.

►**Vs. San Francisco (Oct. 15):** Appeared on 20 snaps on special teams and three on defense.

►**At L.A. Rams (Oct. 28):** Played 26 snaps on special teams and posted a tackle.

►**At New England (Nov. 4):** Appeared on 31 plays on defense, finishing with six tackles (all solo), a sack and a QB pressure...Late in the third quarter, posted his first career sack when came up the middle on third down to bring down QB Tom Brady for an 11-yard loss...Also played 17 snaps on special teams and made a tackle of WR Julian Edelman for no gain on a third-quarter punt return.

►**Vs. Miami (Nov. 11):** Started and played 14 snaps, posting an assisted tackle...Also appeared on 14 plays on special teams.

### **62 Lucas Patrick, G, 2nd Year, Duke**

• Played in 12 games with two starts in 2017, opening at left guard in Week 4 vs. Chicago and at right guard in Week 17 at Detroit.

• Spent the entire 2016 season on Green Bay's practice squad. Was originally signed by the Packers as an undrafted free agent on June 1, 2016, after participating in Green Bay's rookie orientation camp that May on a tryout basis.

• Appeared in 44 career games with 26 starts at Duke, closing out his career with 21 consecutive starts at LG.

**2018 SEASON:** Has played in eight games, seeing time on offense and special teams...Has returned two kickoffs for 23 yards (11.5 avg.)...Dressed, but did not play, in one contest.

►**Vs. Chicago (Sept. 9):** Dressed, but did not see any action.

►**Vs. Minnesota (Sept. 16):** Played three snaps on special teams and made a critical play midway through the fourth quarter...After the Vikings had cut the Packers' lead to 23-21, fielded a short kickoff at the Green Bay 23 and returned it 8 yards to the 31.

►**At Washington (Sept. 23):** Appeared on one series at RG in the fourth quarter, playing six snaps in place of an injured Justin McCray (shoulder)...Also played eight snaps on special teams.

►**Vs. Buffalo (Sept. 30):** Played five snaps on special teams.

►**At Detroit (Oct. 7):** Appeared on 10 plays on special teams.

►**Vs. San Francisco (Oct. 15):** Played 16 snaps at RG, first entering the game for four snaps late in the first quarter when T/G Byron Bell briefly departed with an injury and then for 12 more when T Bryan Bulaga (shoulder) left the game in the third quarter and Bell kicked out to RT.

►**At L.A. Rams (Oct. 28):** Appeared on 11 plays on special teams.

►**At New England (Nov. 4):** Played 12 snaps on special teams.

►**Vs. Miami (Nov. 11):** Appeared on five plays on special teams...Fielded a squib kick late in the first quarter and returned it 15 yards, but sustained an injury on the play (evaluated for concussion) and did not return.

### **53 Nick Perry, LB, 7th Year, Southern California**

• Leads the Packers with 19.5 sacks since 2016. Registered a two-sack game in each of the last five seasons (2013-2017), the only Packer to do so over that span.

• Played in 12 games with 11 starts in 2017 and finished No. 2 on the team with seven sacks, No. 4 on the team with eight tackles for a loss and led the team in both QB hits (16) and QB pressures (22).

• Appeared in 14 games with 12 starts in 2016 and led the team with a career-high 11 sacks, which was tied for No. 8 in the NFL. Also posted a career-best 60 tackles (43 solo), 15 QB hits (No. 2 on the team), four passes defended and the first INT of his career.

• His seven career postseason sacks rank No. 3 in franchise history (since 1982) behind LB Clay Matthews (11) and DE Reggie White (eight). Since entering the league in 2012, ranks No. 1 in the NFL with seven sacks in the playoffs over that span.

**2018 SEASON:** Has started all nine games at OLB and has recorded 25 tackles (18 solo), 1.5 sacks, four tackles for a loss, a forced fumble, seven QB pressures, three QB hits and five passes defended (tied for the team lead).

►**Vs. Chicago (Sept. 9):** Started and played 41 snaps, posting four tackles (all solo), two tackles for a loss, a sack and two QB pressures...On fourth-and-10 with just over a minute remaining and the Packers leading, 24-23, fought off a block from T Charles Leno Jr. to sack QB Mitchell Trubisky, punching the ball out as DL Kenny Clark recovered the fumble at the Chicago 39 to seal the 24-23 win.

►**Vs. Minnesota (Sept. 16):** Started and played 40 snaps, finishing with two tackles (both solo) and a pass defended.

►**At Washington (Sept. 23):** Started and appeared on 38 plays, posting a season-high seven tackles (five solo), including a tackle for a loss...Midway through the fourth quarter, fought off a block from TE Vernon Davis to bring down RB Adrian Peterson for a 2-yard loss on a run to the left.

►**Vs. Buffalo (Sept. 30):** Started and played 33 snaps, finishing with two tackles (one solo), a half-sack, two QB pressures and a pass defended...Early in the second quarter, came off the right side and beat T Dion Dawkins to get to QB Josh Allen for a shared 9-yard sack with LB Clay Matthews.

►**At Detroit (Oct. 7):** Started and played 35 snaps, posting three tackles (two solo), a QB hit and a QB pressure.

►**Vs. San Francisco (Oct. 15):** Started and played 29 snaps, posting an assisted tackle, a QB hit and a career-high three passes defended...Batted down a QB C.J. Beathard pass on third down late in the first quarter to force a punt, again on a first down at the Green Bay 26 late in the first half, and with just over a minute remaining on the play before CB Kevin King's interception.

►**At L.A. Rams (Oct. 28):** Started and played 40 snaps, finishing with four tackles (three solo).

►**At New England (Nov. 4):** Started and played 29 snaps, recording two tackles (one solo), a QB hit and a QB pressure.

►**Vs. Miami (Nov. 11):** Was limited to just 15 snaps of action after departing the game late in the second quarter due to a knee injury.

### **25 Will Redmond, CB, 3rd Year, Mississippi State**

• Was originally selected by the San Francisco 49ers in the third round (No. 68 overall) of the 2016 NFL Draft.

• Spent his entire rookie season on injured reserve (knee) and the first eight games of the 2017 season on injured reserve (ankle). Was released by the 49ers on Oct. 31, 2017, and then was signed to the Kansas City Chiefs' practice squad.

**2018 SEASON:** Has been inactive for one game...Was signed to the Packers' practice squad on Sept. 11 and then was signed to the 53-man roster on Nov. 6.

►**Vs. Miami (Nov. 11):** Inactive (healthy scratch).

## **12 Aaron Rodgers, QB, 14th Year, California**

- Ranks No. 1 in NFL history (min. 1,500 attempts) in career passer rating (103.5), interception percentage (1.50) and TD/INT ratio (4.18, 330/79).
- Has posted six seasons (2009, 2011-12, 2014-16) with 500-plus passing attempts and eight or fewer INTs, the most in NFL history ahead of Patriots QB Tom Brady (four), Redskins QB Alex Smith (two) and nine QBs (one).
- Has been named the NFL's Most Valuable Player by *The Associated Press* twice in his career (2011, 2014), one of only eight players in league history to win the award multiple times.
- Is the only quarterback in league history to record a 100-plus passer rating in six consecutive seasons (2009-14), with no other QB doing so in more than four straight seasons. Has posted a 100-plus rating in seven seasons (2009-14, 2016), tied with Saints QB Drew Brees for the most in NFL history.
- Is one of only three QBs in NFL annals with 40,000-plus passing yards and 2,500-plus rushing yards (Fran Tarkenton, John Elway).
- Is the lone QB in NFL history to throw 40-plus TD passes with seven or fewer INTs in a season, having done it twice in his career (45/6 in 2011, 40/7 in 2016).
- In 151 career regular-season starts (since 2008), has posted 54 games with 300-plus passing yards (tied for No. 4 in the NFL over that span), 90 without an interception (No. 1, min. 15 attempts) and 83 with a 100-plus passer rating (No. 2).
- Has been selected to the Pro Bowl in six of the last nine seasons (2009, 2011-12, 2014-16).
- In the franchise record books, holds seven of the top eight single-season marks for passer rating (2009-14, 2016), four of the top six for passing TDs (2011-12, 2014, 2016), six of the top seven for completion percentage (2010-14, 2016) and four of the top six for passing yards (2009, 2011, 2014, 2016).

**2018 SEASON:** Has started all nine games and has completed 217 of 355 passes (61.1 percent) for 2,741 yards and 17 TDs with one INT for a 100.0 passer rating...Ranks No. 7 in the league in passing yards per game (304.6 ypg), No. 1 in interception percentage (0.3) and No. 6 in passing attempts...His 2,741 passing yards are the third most in team history through the first nine games behind only his 2,869 yards in 2011 and Brett Favre's 2,757 yards in 2007...Leads the league with seven completions of 50-plus yards and is tied for the NFL lead (Chiefs QB Patrick Mahomes) with 11 completions of 40-plus yards...Has posted a 112.2 passer rating on third down this season, good for No. 3 in the league...Ranks No. 1 in the league with 820 yards passing on third down...Is tied for No. 1 in the NFL (Drew Brees) with eight zero-INT games (min. 15 att.) this season...Has added 145 rushing yards on 28 carries (5.2 avg.)...Has rushed for 11 first downs on his 28 carries, a 39.3 percentage that ranks No. 7 in the NFL among players with 25-plus attempts...Has posted five runs of 10-plus yards, good for No. 3 on the team.

► **Vs. Chicago (Sept. 9):** Completed 20 of 30 passes (66.7 percent) for 286 yards and three TDs with no INTs for a 130.7 passer rating as he led the Packers to the second-largest comeback win in Lambeau Field history after Green Bay trailed 20-0 late in the third quarter...It marked the first time in team annals that the Packers won a game after trailing by 17-plus points entering the fourth quarter...It marked his sixth regular-season game since 2008 with a 125-plus rating against the Bears, the most in the league over that span with no other QB posting more than one 125-plus game against Chicago...With just over nine minutes remaining in the second quarter, sustained a knee injury when he was sacked by DE Roy Robertson-Harris at the Green Bay 27...Was sidelined for the final three drives of the first half, but returned to the field for the second half...Completed 17 of 23 passes for 273 yards and three TDs in the second half (152.7 rating), with all three of his TD passes coming in the fourth quarter, a career high...Early in the fourth quarter, connected with WR Geronimo Allison on a 39-yard TD pass, lofting the ball to Allison in the right corner of the end zone over CB Kyle Fuller...On the next drive, found WR Davante Adams for a 51-yard completion to the Chicago 24 and then connected with him again three plays later for a 12-yard TD pass...Led the offense to a

third straight TD drive, with all three taking less than three minutes, threading the ball to WR Randall Cobb on a short pass over the middle as Cobb took it down the middle of the field for a game-winning 75-yard TD with 2:13 remaining...It marked his 10th TD pass of 75-plus yards since 2008, tied with Giants QB Eli Manning for the most in the league over that span.

► **Vs. Minnesota (Sept. 16):** Playing with a brace on his injured left knee, completed 30 of 42 passes (71.4 percent) for 281 yards and a TD with no INTs for a 97.4 rating...Also rushed three times for 8 yards (2.7 avg.), including a 7-yard run late in the first quarter on a third-and-7...Completed passes to eight different receivers, with three players recording 60-plus receiving yards for the second straight game (TE Jimmy Graham, 6-95; Adams, 8-64; Allison, 6-64).

► **At Washington (Sept. 23):** Completed 27 of 44 passes (61.4 percent) for 265 yards and two TDs with no INTs for a 93.5 rating...Eclipsed 5,000 career passing attempts in the game, with his 319 career TD passes at the time of his 5,000th attempt setting an NFL mark (Johnny Unitas, 284) and his 78 INTs also setting a league record (Donovan McNabb, 107)...Connected with a wide-open Allison on a 64-yard TD pass down the middle of the field late in the first half, his 29th TD pass of 60-plus yards since 2008, the most in the NFL over that span...Found Adams on a slant for a 2-yard TD on the opening drive of the second half...Added two carries for 13 yards (6.5 avg.), including a 10-yard scramble to convert a third-and-3 on Green Bay's opening drive of the second half.

► **Vs. Buffalo (Sept. 30):** Connected on 22 of 40 passes (55.0 percent) for a season-high 298 yards and a TD with one INT...Was picked off for the first time on the season, snapping a streak of 150 consecutive attempts without an INT...Helped the offense convert on 11 of 19 third downs (57.9 pct.), with the 11 conversions the most by Green Bay since Oct. 27, 2013 (13 at Minnesota)...Rushed for 31 yards on five carries (6.2 avg.), highlighted by a 15-yard scramble late in the first half to convert a third-and-10 and help set up K Mason Crosby's 52-yard FG as time expired.

► **At Detroit (Oct. 7):** Threw for 442 yards and three TDs on 32-of-52 passing for a 108.0 rating...It marked his fifth career 400-yard passing game, further extending his franchise record, and marked the second-best yardage output of his career behind only his 480-yard performance vs. Washington in 2013...Threw for 301 yards in the second half, the most in his career in a second half and the third most in either half in his career (335 yards vs. Washington in the first half in 2013, 315 vs. Chicago in the first half in 2014)...His 32 completions were a season high and his most since posting 33 at Atlanta last season in Week 2...Had six completions of 20-plus yards, the most he has posted since recording the same number vs. Minnesota (Week 16) in 2016...Went over the 40,000-yard passing mark for his career, making him the fastest QB to 40,000 passing yards/300 passing TDs in NFL history by doing it in his 154th career game (Peyton Manning and Dan Marino, 157 games)...Is tied for No. 4 in league history for games needed to reach 40,000 passing yards behind QBs Matt Ryan (151), Brees (152) and Dan Marino (153).

► **Vs. San Francisco (Oct. 15):** Became the first QB in team history to post back-to-back 400-yard passing games as he connected on 25 of 46 attempts for 425 yards and two TDs with no INTs for a 100.4 rating...Became the first QB in NFL history to register back-to-back 400-yard passing games with no interceptions...It marked his sixth career 400-yard game, with no other QB in team annals posting more than one 400-yard effort...Part of an offense that featured three 100-yard receivers (Adams, 132; TE Jimmy Graham, 104; WR Marquez Valdes-Scantling, 103) for just the second time in franchise history (Oct. 12, 1980, at Tampa Bay)...Completed two passes of 50-plus yards (60-yarder to Valdes-Scantling and 54-yarder to Graham), matching his career high...With the Packers trailing, 30-23, with three minutes remaining, led the offense on a four-play, 58-yard drive that took just 1:05 and was capped off with his 16-yard TD pass to Adams...After a CB Kevin King interception gave the offense the ball back with 1:07, led the offense on a 10-play, 81-yard drive that was capped off with Crosby's 27-yard game-winning FG as time expired...The final drive included a 21-yard scramble up the middle by Rodgers and back-to-back 19-yard completions to WR Equanimeous St. Brown and

Adams down to the San Francisco 9 to set up Crosby's FG...It marked his fifth straight game with 40-plus passing attempts, topping Don Majkowski (four-game streak in 1989) for the longest in team history.

► **At L.A. Rams (Oct. 28):** Threw for 286 yards and a TD on 18-of-30 passing (60.0 pct.) with no INTs (102.9 rating), his third straight game with zero INTs...Matched his career best (six previous times) with three completions of 40-plus yards, including a 40-yard TD pass to Valdes-Scantling midway through the fourth quarter that gave the Packers a 27-26 lead...The pass to Valdes-Scantling capped Green Bay's second straight five-play, 75-yard TD drive, with both drives taking less than three minutes each.

► **At New England (Nov. 4):** Connected on 24 of 43 passes (55.8 percent) for 259 yards and two TDs with no INTs for a 89.2 rating...Posted his fourth straight zero-INT game and brought his streak of consecutive attempts without an INT to 200...With just under five minutes remaining in the first half, scrambled to his left on third-and-2 to buy time before finding Adams in the end zone for the TD...On the third play of the second half, found Valdes-Scantling on a post for a 51-yard pickup to the New England 21 on third down...Four plays later, found Graham in a tight window in the end zone for a 15-yard TD pass.

► **Vs. Miami (Nov. 11):** Completed 19 of 28 passes (67.9 percent) for 199 yards and two TDs with no INTs for a 112.1 rating...It marked his fifth straight zero-INT game as he brought his streak of consecutive attempts without an INT to 228, the second-longest streak of his career (251 in 2016-17) and the third-longest streak in team history (QB Bart Starr, 294 in 1964-65)...Connected with Adams for two TD passes, the first coming on a slant for a 7-yard TD in the first quarter and then when he found him open near the Miami 5-yard line for a 25-yard TD pass...Added 21 rushing yards on six carries (3.5 avg.).

#### **6 JK Scott, P, Rookie, Alabama**

- Holds University of Alabama records for career punting yards (11,074), attempts (243) and average yards per punt (45.6).

- Selected to an All-American team in three of his four seasons at Alabama, earning first-team honors in 2014 and second-team honors in '16 and '17.
- Voted first-team All-Southeastern Conference by the coaches three times (2014, 2016-17).

**2018 SEASON:** Has played in all nine games, averaging 44.5 yards on 33 punts with a 38.9-yard net average...Has placed 10 punts inside the 20 with four touchbacks.

► **Vs. Chicago (Sept. 9):** Punted four times in his NFL debut, recording a 48.0-yard gross average with a net average of 36.8...Placed one punt inside the 20 and had a long of 58 yards.

► **Vs. Minnesota (Sept. 16):** Averaged 51.8 yards with a net average of 45.2 yards on five punts, the first Green Bay punter to average 50-plus yards in a game (min. four punts) since Tim Masthay on Dec. 20, 2015, at Oakland (4-211, 52.8 avg.)...Boomed a career-long 63-yard punt in the second quarter, the longest by a Packer since P Jacob Schum's 65-yarder vs. Indianapolis on Nov. 6, 2016.

► **At Washington (Sept. 23):** Posted a 46.4-yard gross average and a 44.6-yard net average on five punts with two placed inside the 20...Midway through the second quarter, had a 41-yard punt downed at the Washington 2-yard line by WR Marquez Valdes-Scantling...Drilled a 58-yard punt in the fourth quarter, his third straight game with a punt of 58-plus yards...Became the first punter in team history to register a punt of 58-plus yards in each of his first three NFL games and is the first NFL punter to do so since Redskins P Tress Way in 2014.

► **Vs. Buffalo (Sept. 30):** Punted four times on the afternoon, recording a 42.8-yard gross average and a 38.0-yard net average with two punts inside the 20.

► **At Detroit (Oct. 7):** Did not punt, the first time the Packers did not punt in a game since Oct. 26, 2014, at New Orleans.

► **Vs. San Francisco (Oct. 15):** Posted a 38.8-yard gross average with a net average of 33.8 yards on four punts with one inside the 20.

► **At L.A. Rams (Oct. 28):** Punted five times on the afternoon, record-

ing a 42.8-yard gross average and a net average of 38.4 yards with one touchback.

► **At New England (Nov. 4):** Registered a 42.0-yard gross average with a 42.0-yard net average on five punts with one inside the 20.

► **Vs. Miami (Nov. 11):** Had a 37-yard punt downed at the 7-yard line late in the first half...Had a punt blocked in the third quarter, the first of his career...Finished with a 37.0-yard gross average and a net average of 18.5 yards.

#### **78 Jason Spriggs, T, 3rd Year, Indiana**

- Appeared in seven games and started five contests at right tackle in 2017, the first starts at that position in his NFL career, before sustaining a season-ending knee injury vs. Minnesota in Week 16.

- Played in all 16 games with two starts (at right guard) as a rookie in 2016. Also saw time at both tackle spots in 2016.

- Was the only Green Bay rookie on the offensive side of the ball to appear in all 16 regular-season contests in 2016.

**2018 SEASON:** Has appeared in eight games, seeing time on offense and special teams...Was inactive for one contest.

► **Vs. Chicago (Sept. 9):** Appeared on four plays on special teams.

► **Vs. Minnesota (Sept. 16):** Played nine snaps on special teams.

► **At Washington (Sept. 23):** Saw his first action of the season on offense, coming in at RT for an injured Bryan Bulaga (back) late in the first half...Played the final 41 offensive snaps, helping the Packers rush for 100 yards on just 17 carries (5.9 avg.), the fewest attempts by Green Bay in a 100-yard rushing game since Oct. 18, 2015, vs. San Diego (17-133)...Blocked for QB Aaron Rodgers as he posted his third straight game without an INT (27 of 44, 265 yards, two TDs, 93.5 rating).

► **Vs. Buffalo (Sept. 30):** Appeared on five plays on special teams.

► **At Detroit (Oct. 7):** Played six snaps on special teams.

► **Vs. San Francisco (Oct. 15):** Inactive (ankle).

► **At L.A. Rams (Oct. 25):** Appeared on five plays on special teams.

► **At New England (Nov. 4):** Played the final 52 snaps of the game at RT in place of an injured Bulaga (knee), helping the offense rush for 117 yards on 25 carries (4.7 avg.) as the Packers registered three straight 100-yard rushing efforts on 25 or fewer carries for only the second time since the 1970 AFL-NFL merger (three-game streak in 2016)...Protected Rodgers as he posted his fourth straight zero-INT game (24 of 43, 259 yards, two TDs, 89.2 rating) and brought his streak of consecutive attempts without an INT to 200...Part of a line that allowed just one sack on the evening.

► **Vs. Miami (Nov. 11):** Appeared on five plays on special teams.

#### **19 Equanimeous St. Brown, WR, Rookie, Notre Dame**

- Started 25 of the 32 games he played in over three seasons at Notre Dame, catching 92 passes for 1,484 yards (16.1 avg.) and 13 touchdowns.

- Named Notre Dame's Offensive Player of the Year as a sophomore in 2016 after leading the Irish with 58 receptions for 961 yards (16.5 avg.) and nine TDs.

- In 2016, ranked No. 6 in receiving yards, tied for No. 6 in TD receptions and No. 7 in receiving yards per game (80.1) among FBS freshmen and sophomores.

**2018 SEASON:** Has played in six games with two starts and has posted nine receptions for 146 yards (16.2 avg.)...Was active but did not see any time in one game, and was inactive for the other two contests.

► **Vs. Chicago (Sept. 9):** Played two snaps on special teams in his NFL debut.

► **Vs. Minnesota (Sept. 16):** Inactive (healthy scratch).

► **At Washington (Sept. 23):** Inactive (healthy scratch).

► **Vs. Buffalo (Sept. 30):** Was active, but did not see any action.

► **At Detroit (Oct. 7):** Made his first career start, opening as the third WR with Randall Cobb (hamstring) and Geronimo Allison (concussion/hamstring) both sidelined...Finished No. 2 on the team with 89 receiving yards on three receptions (29.7 avg.), highlighted by a 54-yard reception late in the fourth quarter...His average of 29.7 yards per catch was the best by a Packers rookie (min. three rec.) since WR James Jones posted a 35.7-

yard average (3-107) at Denver on Oct. 29, 2007...With under 20 seconds remaining, made an out-and-up move to create separation from CB Nevin Lawson to make the catch near the Green Bay 42 before spinning away to take the ball down the sideline for a 54-yard gain to the Detroit 23...Posted his first career reception midway through the first quarter, making a sliding grab over the middle for a 17-yard gain on second-and-16.

►**Vs. San Francisco (Oct. 15):** Started as the third WR for the second straight week and had a 19-yard reception...The catch came on Green Bay's game-winning drive as he hauled in a back-shoulder pass on third-and-2 from QB Aaron Rodgers with DB Greg Mabin covering him, picking up 19 yards to the San Francisco 28.

►**At L.A. Rams (Oct. 28):** Saw limited time, appearing on six snaps, but caught two passes for 31 yards (15.5 avg.), highlighted by a 23-yard grab over the middle on his first play from scrimmage late in the first quarter.

►**At New England (Nov. 4):** Played 15 snaps and had a 4-yard reception.

►**Vs. Miami (Nov. 11):** Appeared on 33 plays on offense and had two receptions for 3 yards (1.5 avg.).

### **65 Lane Taylor, G, 6th Year, Oklahoma State**

- Has started all 40 games he played in since 2016, the most by a Green Bay offensive lineman over that span. Has opened games at three different spots on the offensive line (39 at LG, two at LT, one at RG) during his career.

- In his first two seasons as a starter (2016-17), helped the Packers rank No. 4 in the NFL over that span with an average of 4.51 yards per carry.

- Started all 15 games he appeared in last season, opening 13 at LG and two at LT, the first starts of his career at LT.

- Started a career-high 16 games at LG in 2016, one of three Green Bay linemen (David Bakhtiari, Bryan Bulaga) to open every game on the season. Eagles T Jason Peters.

**2018 SEASON:** Has started all nine games at LG and has played every offensive snap...Has helped the Packers rank No. 1 in the NFL in yards per carry (5.17) and rushing first-down percentage (30.8), No. 7 in total offense (403.2 ypg) and No. 6 in net passing yards (287.7 ypg).

►**Vs. Chicago (Sept. 9):** Started at LG and played all 60 snaps, helping to protect QB Aaron Rodgers as he connected on 20 of 30 passes (66.7 percent) for 286 yards and three TDs with no INTs for a 130.7 passer rating...Part of a line that did not allow a sack in the second half.

►**Vs. Minnesota (Sept. 16):** Started at LG and appeared on all 77 snaps, blocking for Rodgers as he completed 30 of 42 passes (71.4 percent) for 281 yards and a TD with no INTs for a 97.4 rating.

►**At Washington (Sept. 23):** Started at LG and played all 69 snaps, helping the Packers rush for 100 yards on just 17 carries (5.9 avg.), the fewest attempts by Green Bay in a 100-yard rushing game since Oct. 18, 2015, vs. San Diego (17-133)...Blocked for Rodgers as he posted his third straight game without an INT (27 of 44, 265 yards, two TDs, 93.5 rating).

►**Vs. Buffalo (Sept. 30):** Started at LG and played all 76 snaps, helping the offense register a season-high 423 yards of offense, including a season-best 141 yards on 32 carries (4.4 avg.)...Helped the Packers convert 11 of 19 third downs (57.9 pct.), with the 11 conversions the most by the team since Oct. 27, 2013 (13 at Minnesota).

►**At Detroit (Oct. 7):** Started at LG and played all 81 snaps, helping the offense rack up 521 yards of offense, the most by the Packers since Sept. 15, 2013, vs. Washington (580 yards)...Protected Rodgers as he threw for 442 yards, the third most in a game in franchise history, and three TDs on 32-of-52 passing.

►**Vs. San Francisco (Oct. 15):** Started at LG and played all 71 snaps, blocking for Rodgers as he became the first QB in NFL history to record back-to-back 400-yard passing games with no INTs (425 yards and two TDs on 25-of-46 passing)...Helped the Packers rack up 521 yards of offense, just the second time in franchise history (also 1983) that the team registered back-to-back 500-yard games.

►**At L.A. Rams (Oct. 28):** Started at LG and played all 52 snaps, help-

ing to protect Rodgers as he connected on 18 of 30 passes for 286 yards and one TD with no INTs, his third straight game without an INT...Helped Green Bay rush for 106 yards and two TDs on 19 carries (5.6 avg.), highlighted by 86 yards and a TD on 12 carries (7.2 avg.) from RB Aaron Jones.

►**At New England (Nov. 4):** Started at LG and played all 74 snaps, helping the offense rush for 117 yards on 25 carries (4.7 avg.)...Protected Rodgers as he posted his fourth straight zero-INT game (24 of 43, 259 yards, two TDs, 89.2 rating) and brought his streak of consecutive attempts without an INT to 200...Part of a line that allowed just one sack on the evening.

►**Vs. Miami (Nov. 11):** Started at LG and played all 57 snaps, helping clear the way for the offense to rush for a season-high 195 yards and two TDs on just 25 carries (7.8 avg.)...It marked just the third time since the 1970 AFL-NFL merger that the Packers recorded 195-plus rushing yards on 25 or fewer carries (at St. Louis Cardinals, Sept. 29, 1985; at Chicago, Dec. 18, 2016)...Helped the Packers post their franchise-record fourth straight outing with 100-plus rushing yards and 25 or fewer carries, just the third time since the merger that a team has accomplished that feat (Miami Dolphins, 2007; Dallas Cowboys, 2015-16)...Blocked for Jones as he racked up a career-high 145 yards and a career-best two rushing TDs on only 15 carries (9.7 avg.), just the sixth Packer since 1950 to rush for 145-plus yards on 15 or fewer carries and the first since Ahman Green (15-163) vs. Dallas on Oct. 24, 2004.

### **85 Robert Tonyan, TE, 1st Year, Indiana State**

- Spent the final four weeks of the 2017 season on Green Bay's practice squad. Entered the league as an undrafted free agent with the Detroit Lions in 2017.

- Finished his four-year career at Indiana State as the program's leader in career touchdown receptions (20), single-season touchdown receptions (10, 2016) and most consecutive games with a reception (21, 2015-16). Also ranks No. 2 in school history with 2,047 receiving yards.

- Earned second-team All-Missouri Valley Football Conference honors as a senior WR in 2016 after leading the team in receptions (56), receiving yards (699) and receiving TDs (10).

**2018 SEASON:** Has played in all nine games, seeing time on offense and special teams...Has registered one tackle on special teams.

►**Vs. Chicago (Sept. 9):** Appeared on 11 snaps on special teams in his NFL debut.

►**Vs. Minnesota (Sept. 16):** Played 16 snaps on special teams and posted a tackle.

►**At Washington (Sept. 23):** Appeared on 15 plays on special teams.

►**Vs. Buffalo (Sept. 30):** Played nine snaps on special teams.

►**At Detroit (Oct. 7):** Saw the first offensive action of his career, appearing on three plays...Also played 16 snaps on special teams.

►**Vs. San Francisco (Oct. 15):** Appeared on two plays on offense and 15 on special teams.

►**At L.A. Rams (Oct. 25):** Played three snaps on offense and 21 on special teams.

►**At New England (Nov. 4):** Appeared on two plays on offense and 14 on special teams.

►**Vs. Miami (Nov. 11):** Played five snaps on special teams.

### **56 Korey Toomer, LB, 5th Year, Idaho**

- Signed with the Packers as a free agent on Sept. 3 after spending the off-season and preseason with the San Francisco 49ers. Played in 46 games with 16 starts from 2014-17 and registered 115 total tackles (68 solo), two sacks, an interception he returned 59 yards for a touchdown, five forced fumbles, a fumble recovery and 14 special teams tackles.

- Was originally drafted by the Seattle Seahawks in the fifth round (No. 154 overall) of the 2012 NFL Draft out of the University of Idaho. Toomer spent a few weeks of his rookie season on Seattle's practice.

- Appeared in one game for the Dallas Cowboys and seven games for the St. Louis Rams in 2014. Played in 10 games for the Oakland Raiders in 2015 and appeared in 28 contests with 16 starts for the San Diego/Los

Angeles Chargers in 2016-17.

**2018 SEASON:** Has appeared in five games, seeing time on defense and special teams...Has posted three tackles (two solo) on defense and two tackles on special teams...Dressed, but did not play, in two contests and was inactive for two games.

►**Vs. Chicago (Sept. 9):** Played 19 snaps on special teams in his Green Bay debut.

►**Vs. Minnesota (Sept. 16):** Appeared on seven plays on defense and 22 on special teams...Recorded three tackles (two solo) on defense and a tackle on special teams.

►**At Washington (Sept. 23):** Played two snaps on defense and 19 on special teams.

►**Vs. Buffalo (Sept. 30):** Appeared on three plays on defense and five on special teams.

►**At Detroit (Oct. 7):** Was active, but did not see any action.

►**Vs. San Francisco (Oct. 15):** Did not see any action.

►**At L.A. Rams (Oct. 28):** Inactive (healthy scratch).

►**At New England (Nov. 4):** Inactive (healthy scratch).

►**Vs. Miami (Nov. 11):** Appeared on seven plays on special teams and registered a tackle.

### **83 Marquez Valdes-Scantling, WR, Rookie, South Florida**

- Posted an average of 17.3 yards per catch on his 75 receptions at South Florida, the top mark in school history (min. 70 receptions).

- Set the school single-season record with 879 yards on a team-high 53 receptions (16.6 avg.) with six touchdowns for the Bulls as a senior in 2017.

- Ranks No. 10 in school history for career receiving yards (1,294) and No. 6 in TD catches (11) despite only playing two seasons for the Bulls.

**2018 SEASON:** Has played in all nine games with six starts and has posted 23 catches for 402 yards (17.5 avg.) and two TDs...Ranks No. 7 in the NFL in yards per catch...Of his 22 receptions, seven have been for 20-plus yards, the second most on the team behind only WR Davante Adams (10)...Is tied with Adams for the team lead for the most catches of 40-plus yards this season with three...In his last five games, has 21 receptions for 361 yards (17.2 avg.) and two TDs...Is tied for No. 2 in franchise history among rookies with two 100-yard receiving games on the season, trailing only Billy Howton (six in 1952)...Has one kickoff return for 21 yards...Is tied for No. 2 on the team with two tackles on special teams.

►**Vs. Chicago (Sept. 9):** Played two snaps on offense and 11 on special teams in his NFL debut...Returned one kickoff for 21 yards.

►**Vs. Minnesota (Sept. 16):** Appeared on six plays on offense and seven on special teams...Posted his first NFL reception, hauling in a 3-yard pass near the sideline from QB Aaron Rodgers in the first quarter.

►**At Washington (Sept. 23):** Played 12 snaps on offense and 10 on special teams...Registered a career-high two tackles on special teams, bringing down CB Greg Stroman at the Washington 17 on a kickoff return in the third quarter and Stroman again in the fourth quarter on a punt return...Downed a 41-yard JK Scott punt at the Washington 2-yard line midway through the second quarter.

►**Vs. Buffalo (Sept. 30):** Made his first career start, opening as the third WR with Randall Cobb (hamstring) sidelined...Played a career-high 54 snaps and posted a career-long 38-yard reception...With just over four minutes remaining in the fourth quarter, beat CB Ryan Lewis down the right sideline to catch a deep pass from Rodgers to the Buffalo 28, helping to set up a 52-yard Mason Crosby field goal.

►**At Detroit (Oct. 7):** Started for the second straight week with Cobb (hamstring) and WR Geronimo Allison (concussion/hamstring) sidelined, appearing on 77 of 81 plays and posting a career-high seven receptions for 68 yards (9.7 avg.) and a TD...Early in the third quarter, posted his first TD catch as a pro, hauling in a 3-yard TD pass as he found himself wide open in the end zone with two defenders going to cover Adams.

►**Vs. San Francisco (Oct. 15):** Started his third straight game and appeared on 66 of 71 snaps...Posted a career-high 103 receiving yards on just three catches (34.3 avg.), becoming just the sixth Green Bay

rookie since 1950 to register 100-plus receiving yards in a game on three or fewer catches (Howton, Max McGee, James Lofton, Greg Jennings, James Jones)...On the Packers' first play from scrimmage, found himself wide open down the left sideline, hauling in a pass from Rodgers near midfield and taking it down the sideline to the San Francisco 17...Early in the third quarter, made an out-and-up move and then came back on the ball to make a leaping 30-yard catch near the sideline with S Jaquiski Tartt covering him.

►**At L.A. Rams (Oct. 28):** Started his fourth consecutive game and played 31 snaps, catching two passes for 45 yards (22.5 avg.) and a TD...With the Packers trailing, 26-20, midway through the fourth quarter, got inside on CB Troy Hill and caught a deep pass from Rodgers for a 40-yard TD, outrunning S Lamaricus Joyner after making the catch on his way to the end zone.

►**At New England (Nov. 4):** Made his fifth straight start, appearing on 60 of 74 snaps and leading the team with 101 yards receiving on three catches (33.7 avg.), with all three grabs coming in the second half...Became the first Packer since McGee in 1959 to register two 100-yard receiving games on three or fewer catches in a season and is only the third NFL player to accomplish that feat since the 1970 AFL-NFL merger (Rams WR Drew Hill, 1980; Patriots WR Stanley Morgan, 1978, 1980, 1984)...All three of his receptions were for 20-plus yards, bringing his streak to four straight catches of 20-plus yards...On the third play of the second half, beat CB Jason McCourty on a post for a 51-yard gain to the New England 21 on third-and-6...Late in the third quarter, made an out-and-up move before making a leaping 24-yard reception down the right sideline on third down over CB J.C. Jackson...On the next play, came across the field to beat Jones for a 26-yard grab to the New England 34.

►**Vs. Miami (Nov. 11):** Started for the sixth straight game and led the team with six receptions for 44 yards (7.3 avg.), with three of the catches picking up first downs...Made a pair of 11-yard receptions on back-to-back plays late in the first half.

### **96 Muhammad Wilkerson, DL, 8th Year, Temple**

- The former Pro Bowler (2015) and second-team All-Pro member (*The Associated Press* in 2013 and 2015) joins the Packers after spending the first seven seasons of his career with the N.Y. Jets, who selected him in the first round (No. 30 overall) of the 2011 NFL Draft.

- Registered three-plus sacks and at least one forced fumble in six different seasons, tied for the most among defensive linemen since 2011.

- From 2011-17, was part of a defense that ranked No. 4 in the league over that span in opponent rushing average (3.84). Helped the Jets rank No. 6 in the league (103.7 ypg) in run defense from 2011-17.

- Has registered 50-plus tackles in each of his seven seasons, including 90-plus tackles twice (90 in 2012 and 91 in 2013).

**2018 SEASON:** Started the first three games and posted six tackles (four solo), a tackle for a loss and two QB hits...Was placed on injured reserve (ankle) on Sept. 29.

►**Vs. Chicago (Sept. 9):** Started and played 43 snaps in his Green Bay debut, finishing with four tackles (three solo), a tackle for a loss and a QB hit.

►**Vs. Minnesota (Sept. 16):** Started and played 49 snaps, posting a solo tackle and a QB hit...Part of a line that helped limit the Vikings to just 68 yards on 18 carries (3.8 avg.).

►**At Washington (Sept. 23):** Started and played 23 snaps, recording an assisted tackle, but was carted off the field after sustaining an ankle injury with just over two minutes remaining in the first half.

### **30 Jamaal Williams, RB, 2nd Year, Brigham Young**

- Rushed for a team-high 556 yards last season, the fourth most by a Green Bay rookie in team history, and four TDs on 153 carries (3.6 avg.).

- Added 262 receiving yards and two TDs on 25 catches (10.5 avg.), the most receiving yards by a Green Bay rookie running back since Keith Woodside totaled 352 yards in 1988.

- Became the first rookie in team history to register a rushing TD/receiving

TD in two games (Week 12 at Pittsburgh, Week 14 at Cleveland).

- After moving into the starting lineup in Week 11, posted 672 yards from scrimmage over that span (No. 11 in the NFL) and 455 rushing yards (No. 10). Registered 100-plus yards from scrimmage in four of the final six games.

**2018 SEASON:** Has played in all nine games with five starts and ranks No. 2 on the team with 270 rushing yards and a TD on 73 carries (3.87 avg.)...Also has 10 receptions for 77 yards (7.7 avg.).

► **Vs. Chicago (Sept. 9):** Started and led the team with 47 rushing yards on 15 carries (3.1 avg.)...Had a key blitz pickup on QB Aaron Rodgers' 51-yard completion to WR Davante Adams in the fourth quarter, stuffing LB Danny Trevathan as he came up the middle to give Rodgers a clean look on the big gain.

► **Vs. Minnesota (Sept. 16):** Started and rushed for a team-high 59 yards on 16 carries (3.7 avg.), picking up a career-high six first downs... Also caught three passes for 12 yards (4.0 avg.).

► **At Washington (Sept. 23):** Started and rushed for 29 yards on five carries (5.8 avg.) with two receptions for 16 yards (8.0 avg.).

► **Vs. Buffalo (Sept. 30):** Started and posted 27 rushing yards on 11 carries (2.5 avg.).

► **At Detroit (Oct. 7):** Started and rushed for 33 yards on six attempts (5.5 avg.) with two receptions for 19 yards (9.5 avg.)...Early in the third quarter, posted his first career two-point conversion, freeing himself from LB Jarrad Davis to haul in a pass from QB Aaron Rodgers in the end zone.

► **Vs. San Francisco (Oct. 15):** Posted 29 rushing yards on six carries (4.8 avg.) along with a 10-yard reception.

► **At L.A. Rams (Oct. 28):** Carried the ball four times for 9 yards (2.3 avg.) and scored his first TD of the season on a 1-yard run in the first quarter.

► **At New England (Nov. 4):** Posted 34 rushing yards on seven carries (4.9 avg.) and added two receptions for 20 yards (10.0 avg.)...Made a 16-yard reception down the sideline from a scrambling Rodgers midway through the second quarter.

► **Vs. Miami (Nov. 11):** Carried the ball three times for 3 yards (1.0 avg.).

### **38 Tramon Williams, CB/S, 12th Year, Louisiana Tech**

- Has 32 career interceptions, tied for No. 4 among active NFL players. Is the only active player in the NFL to have at least one interception in each of the last 11 seasons (2007-17).

- Returns to the Packers after spending the last three seasons with the Cleveland Browns (2015-16) and Arizona Cardinals (2017). The former undrafted free agent and practice-squad player appeared in 127 regular-season games for the Packers from 2007-14.

- Has three career TDs, including INT returns of 43 yards (2011) and 70 yards (2010 postseason) and a 94-yard punt return (2007).

- Ranked No. 1 in the NFL with a combined nine interceptions in 2010 (six in regular season, three in postseason) and was chosen for the Pro Bowl as an injury replacement.

- Was the only undrafted free agent in the NFL to post four-plus INTs each season from 2008-11. Was tied for No. 4 in the NFL with 19 INTs over that span.

**2018 SEASON:** Has started all nine games (seven at CB, two at S) and has posted 37 tackles (28 solo) and a pass defended...Has returned nine punts for 60 yards (6.7 avg.).

► **Vs. Chicago (Sept. 9):** Started and played all 70 snaps, one of five Green Bay defenders to do so...Finished third on the team with seven tackles (five solo).

► **Vs. Minnesota (Sept. 16):** Started and was one of four Green Bay defensive players to appear on all 73 snaps...Finished with six tackles (five solo).

► **At Washington (Sept. 23):** Started and played 59 of 61 snaps, posting two tackles (one solo).

► **Vs. Buffalo (Sept. 30):** Played all 58 snaps, one of four players on Green Bay's defense to do so, and recorded four tackles (all solo) and a

pass defended...With WR Randall Cobb (hamstring) sidelined, handled punt-return duties, matching his career high with five returns for 20 yards (4.0 avg.).

► **At Detroit (Oct. 7):** Started and played 61 of 62 snaps, posting three tackles (all solo)...Had one punt return for 2 yards.

► **Vs. San Francisco (Oct. 15):** Started and played all 57 snaps, finishing with four tackles (three solo)...Also had one punt return for 6 yards.

► **At L.A. Rams (Oct. 28):** Started and played all 78 snaps, posting four tackles (one solo)...Returned one punt on the afternoon for 13 yards.

► **At New England (Nov. 4):** Made the third start of his career at safety (two starts with Cleveland in 2016) and was one of two defensive players to play all 71 snaps for Green Bay...Registered six tackles (five solo).

► **Vs. Miami (Nov. 11):** Started at safety for the second straight game and posted a solo tackle...Added a 19-yard punt return.

# National Football League Game Summary

NFL Copyright © 2018 by The National Football League. All rights reserved. This summary and play-by-play is for the express purpose of assisting media in their coverage of the game; any other use of this material is prohibited without the written permission of the National Football League. Updated: 11/12/2018

Date: Sunday, 11/11/2018	Miami Dolphins at Green Bay Packers at Lambeau Field, Green Bay, WI	Start Time: 3:25 PM CST
Game Day Weather		
Game Weather: Cloudy	Temp: 33° F (0.6° C) Humidity: 66%, Wind: SW 6 mph	
Played Outdoor on Turf: SISGrass	Wind Chill: 27	

Officials		
Referee: Martin, Clay (19)	Umpire: Bryan, Fred (11)	Down Judge: Short, Danny (113)
Line Judge: Payne, Kent (79)	Field Judge: Meslow, David (118)	Side Judge: Freeman, Brad (88)
Back Judge: Wilson, Gregory (119)	Replay Official: Sifferman, Tom (0)	
Lineups		

Miami Dolphins			Green Bay Packers		
Offense		Defense	Offense		Defense
WR 11 D.Parker	DE 91 C.Wake	.....	LT 69 D.Bakhtiari	NT 97 K.Clark	
LT 74 Z.Sterup	DT 56 D.Godchaux		LG 65 L.Taylor	DE 76 M.Daniels	
LG 64 J.Brendel	DT 93 A.Spence		C 63 C.Linsley	OLB 52 C.Matthews	
C 66 T.Swanson	DE 94 R.Quinn		RG 74 B.Bell	ILB 50 B.Martinez	
RG 77 J.Davis	LB 47 K.Alonso		RT 75 B.Bulaga	ILB 44 A.Morrison	
RT 79 S.Young	LB 52 R.McMillan		TE 80 J.Graham	OLB 53 N.Perry	
TE 83 N.O'Leary	LB 55 J.Baker		TE 84 L.Kendricks	CB 23 J.Alexander	
QB 8 B.Osweller	CB 25 X.Howard		WR 17 D.Adams	CB 26 B.Breeland	
RB 21 F.Gore	CB 28 B.McCain		WR 83 M.Valdes-Scantling	CB 37 J.Jackson	
WR 80 D.Amendola	S 29 M.Fitzpatrick		QB 12 A.Rodgers	S 38 T.Williams	
WR 10 K.Stills	S 22 T.McDonald		RB 33 A.Jones	S 29 K.Brice	

Substitutions		Substitutions	
P 2 M.Haack, K 7 J.Sanders, WR 19 J.Grant, S 20 R.Jones, CB 24 T.McTyer, RB 27 K.Ballage, CB 31 C.Armstrong, RB 32 K.Drake, RB 34 S.Perry, CB/S 35 W.Aikens, RB 38 B.Bolden, LB 44 S.Anthony, LB 45 M.Hull, DE 50 A.Branch, G 68 I.Asiata, C 73 W.Johnson, DE 75 C.Malveaux, TE 85 A.Derby, TE 86 M.Gesicki, WR 88 L.Carroo, LS 92 J.Denney, DT 97 Z.Hood, DT 98 S.Williams		K 2 M.Crosby, P 6 J.Scott, WR 19 E.St. Brown, S 27 J.Jones, CB 28 T.Brown, RB 30 J.Williams, RB 32 T.Carson, S 36 R.Greene, LB 42 O.Burks, LS 43 H.Bradley, LB 51 K.Fackrell, LB 54 J.Crawford, LB 56 K.Toomer, G 62 L.Patrick, G 64 J.McCray, T 78 J.Spriggs, WR 82 J.Moore, TE 85 R.Tonyan, TE 89 M.Lewis, DL 90 M.Adams, LB 93 R.Gilbert, DL 94 D.Lowry, DL 95 T.Lancaster	
Did Not Play		Did Not Play	
QB 9 D.Fales		QB 9 D.Kizer	
Not Active		Not Active	
QB 17 R.Tannehill, C/G 62 T.Larsen, T 70 J.James, DE 76 J.Woodard, T 78 L.Tunsil, TE 81 D.Smythe, DE 90 C.Harris		QB 8 T.Boyle, WR 18 R.Cobb, CB 20 K.King, CB 25 W.Redmond, DB 39 I.Campbell, T/G 70 A.Light	

Field Goals (made ( ) & missed)						
J.Sanders	(37) (25) (47) (40)	M.Crosby	(38)			
		1	2	3	4	OT
VISITOR:	Miami Dolphins	3	6	3	0	Total
HOME:	Green Bay Packers	7	7	14	3	12
					0	31

Scoring Plays							
Team	Qtr	Time	Play Description (Extra Point) (Drive Info)			Visitor	Home
Packers	1	6:07	D.Adams 7 yd. pass from A.Rodgers (M.Crosby kick) (8-70, 4:54)			0	7
Dolphins	1	1:18	J.Sanders 37 yd. Field Goal (7-31, 3:20)			3	7
Packers	2	14:53	A.Jones 2 yd. run (M.Crosby kick) (3-71, 1:25)			3	14
Dolphins	2	10:29	J.Sanders 25 yd. Field Goal (10-78, 4:24)			6	14
Dolphins	2	2:49	J.Sanders 47 yd. Field Goal (5-16, 2:42)			9	14
Dolphins	3	11:43	J.Sanders 40 yd. Field Goal (4-6, 1:23)			12	14
Packers	3	9:33	A.Jones 10 yd. run (M.Crosby kick) (5-60, 2:10)			12	21
Packers	3	7:25	D.Adams 25 yd. pass from A.Rodgers (M.Crosby kick) (3-12, 1:27)			12	28
Packers	4	8:53	M.Crosby 38 yd. Field Goal (11-60, 5:58)			12	31
Paid Attendance: 78,076						Time: 2:54	

# Final Individual Statistics

Miami Dolphins									Green Bay Packers															
RUSHING						RUSHING						PASSING												
	ATT	YDS	AVG	LG	TD		ATT	YDS	AVG	LG	TD		ATT	CMP	YDS	SK/YD	TD	LG	IN	RT				
F.Gore	13	90	6.9	39	0	A.Jones	15	145	9.7	67	2	B.Osweiler	37	23	213	6/50	0	39	1	66.6				
K.Drake	8	27	3.4	6	0	R.Greene	1	26	26.0	26	0	Total	37	23	213	6/50	0	39	1	66.6				
L.Carroo	1	14	14.0	14	0	A.Rodgers	6	21	3.5	9	0													
B.Osweiler	1	0	0.0	0	0	J.Williams	3	3	1.0	2	0													
Total	23	131	5.7	39	0	Total	25	195	7.8	67	2													
PASSING						PASS RECEIVING						PASSING												
	ATT	CMP	YDS	SK/YD	TD	LG	IN	RT		TAR	REC	YDS	AVG	LG	TD		ATT	CMP	YDS	SK/YD	TD	LG	IN	RT
B.Osweiler	37	23	213	6/50	0	39	1	66.6	M.Valdes-Scantling	7	6	44	7.3	11	0	A.Rodgers	28	19	199	2/17	2	30	0	112.1
Total	37	23	213	6/50	0	39	1	66.6	Total	26	19	199	10.5	30	2	Total	28	19	199	2/17	2	30	0	112.1
PASS RECEIVING						INTERCEPTIONS						PUNTING												
	TAR	REC	YDS	AVG	LG	TD		NO	YDS	AVG	LG	TD		NO	YDS	AVG	NET	TB	IN20	LG				
D.Amendola	10	7	72	10.3	39	0	B.Breeland	1	26	26.0	26	0	M.Haack	2	77	38.5	19.0	1	0	39				
D.Parker	11	5	43	8.6	14	0	Total	1	26	26.0	26	0	Total	2	77	38.5	19.0	1	0	39				
K.Stills	3	2	26	13.0	18	0							J.Scott	1	37	37.0	18.5	0	1	37				
F.Gore	3	2	12	6.0	8	0							[BLOCKED]	1	0	0.0	0	0	0					
K.Drake	2	2	11	5.5	8	0							Total	2	37	18.5	18.5	0	1	37				
L.Carroo	1	1	20	20.0	20	0							PUNT RETURNS											
A.Derby	2	1	13	13.0	13	0								NO	YDS	AVG	FC	LG	TD					
K.Ballage	1	1	6	6.0	6	0							[DOWNED]	1	0	0.0	0	0	0					
M.Gesicki	1	1	5	5.0	5	0							Total	0	0	0.0	0	0	0					
N.O'Leary	1	1	5	5.0	5	0							KICKOFF RETURNS											
J.Grant	1	0	0	0.0	0	0								NO	YDS	AVG	FC	LG	TD					
Total	36	23	213	9.3	39	0							J.Grant	4	83	20.8	0	30	0					
INTERCEPTIONS						PUNT RETURNS						KICKOFF RETURNS												
	NO	YDS	AVG	LG	TD		NO	YDS	AVG	FC	LG	TD		NO	YDS	AVG	FC	LG	TD					
Total	0	0	0	0	0	T.Williams	1	19	19.0	0	19	0	B.Breeland	1	19	19.0	0	19	0					
						[TOUCHBACK]	1	0	0.0	0	0	0	L.Patrick	1	15	15.0	0	15	0					
						Total	1	19	19.0	0	19	0	[OUT OF BOUNDS]	1	0	0.0	0	0	0					
												[TOUCHBACK]	2	0	0.0	0	0	0						
												Total	2	34	17.0	0	19	0						

## Miami Dolphins

FUMBLES	FUM	LOST	OWN-REC	YDS	TD	FORCED	OPP-REC	YDS	TD	OUT-BDS
B.Osweiler	1	1	0	-16	0	0	0	0	0	0
A.Derby	0	0	0	0	0	1	0	0	0	0
L.Carroo	0	0	0	0	0	0	1	0	0	0
Total	1	1	0	-16	0	1	1	0	0	0

## Green Bay Packers

FUMBLES	FUM	LOST	OWN-REC	YDS	TD	FORCED	OPP-REC	YDS	TD	OUT-BDS
T.Williams	1	1	0	0	0	0	0	0	0	0
R.Gilbert	0	0	0	0	0	0	1	0	0	0
Total	1	1	0	0	0	0	1	0	0	0

# Final Team Statistics

	Visitor Dolphins	Home Packers
<b>TOTAL FIRST DOWNS</b>	19	21
By Rushing	6	10
By Passing	11	11
By Penalty	2	0
<b>THIRD DOWN EFFICIENCY</b>	4-14-29%	4-10-40%
<b>FOURTH DOWN EFFICIENCY</b>	3-4-75%	1-2-50%
<b>TOTAL NET YARDS</b>	294	377
Total Offensive Plays (inc. times thrown passing)	66	55
Average gain per offensive play	4.5	6.9
<b>NET YARDS RUSHING</b>	131	195
Total Rushing Plays	23	25
Average gain per rushing play	5.7	7.8
Tackles for a loss-number and yards	0-0	1-1
<b>NET YARDS PASSING</b>	163	182
Times thrown - yards lost attempting to pass	6-50	2-17
Gross yards passing	213	199
<b>PASS ATTEMPTS-COMPLETIONS-HAD INTERCEPTED</b>	37-23-1	28-19-0
Avg gain per pass play (inc.# thrown passing)	3.8	6.1
<b>KICKOFFS Number-In End Zone-Touchbacks</b>	5-2-2	6-3-1
<b>PUNTS Number and Average</b>	2-38.5	2-18.5
Had Blocked	0	1
<b>FGs - PATs Had Blocked</b>	0-0	0-0
<b>Net Punting Average</b>	19.0	18.5
<b>TOTAL RETURN YARDAGE (Not Including Kickoffs)</b>	0	45
No. and Yards Punt Returns	0-0	1-19
No. and Yards Kickoff Returns	5-97	2-34
No. and Yards Interception Returns	0-0	1-26
<b>PENALTIES Number and Yards</b>	3-10	6-45
<b>FUMBLES Number and Lost</b>	1-1	1-1
<b>TOUCHDOWNS</b>	0	4
Rushing	0	2
Passing	0	2
<b>EXTRA POINTS Made-Attempts</b>	0-0	4-4
Kicking Made-Attempts	0-0	4-4
<b>FIELD GOALS Made-Attempts</b>	4-4	1-1
<b>RED ZONE EFFICIENCY</b>	0-3-0%	4-4-100%
<b>GOAL TO GO EFFICIENCY</b>	0-1-0%	3-3-100%
<b>SAFETIES</b>	0	0
<b>FINAL SCORE</b>	12	31
<b>TIME OF POSSESSION</b>	32:03	27:57

# Ball Possession And Drive Chart

## Miami Dolphins

#	Time Recd	Time Lost	Time Poss	How Ball Obtained	Drive Began	# Play	Yds Gain	Yds Pen	Net Yds	1st Down	Last Scrm	How Given Up
1	15:00	11:01	3:59	Kickoff	MIA 20	8	50	0	50	3	* GB 14	Fumble
2	6:07	4:38	1:29	Kickoff	MIA 24	3	6	0	6	0	MIA 30	Punt
3	4:38	1:18	3:20	Fumble	50	7	26	5	31	3	* GB 19	Field Goal
4	14:53	10:29	4:24	Kickoff	MIA 15	10	78	0	78	4	* GB 7	Field Goal
5	5:31	2:49	2:42	Downs	GB 45	5	16	0	16	1	GB 29	Field Goal
6	0:40	0:00	0:40	Punt	MIA 7	6	32	0	32	2	MIA 39	End of Half
7	13:06	11:43	1:23	Blocked Punt	GB 28	4	6	0	6	0	GB 22	Field Goal
8	9:33	8:52	0:41	Kickoff	MIA 26	2	1	0	1	0	MIA 27	Interception
9	7:25	14:51	7:34	Kickoff	MIA 20	14	42	0	42	3	GB 38	Punt
10	8:53	3:02	5:51	Kickoff	MIA 25	11	21	0	21	3	GB 42	Downs

(314) Average MIA 31

## Green Bay Packers

#	Time Recd	Time Lost	Time Poss	How Ball Obtained	Drive Began	# Play	Yds Gain	Yds Pen	Net Yds	1st Down	Last Scrm	How Given Up
1	11:01	6:07	4:54	Fumble	GB 30	8	70	0	70	6	* MIA 7	Touchdown
2	1:18	14:53	1:25	Kickoff	GB 29	3	71	0	71	2	* MIA 2	Touchdown
3	10:29	5:31	4:58	Kickoff	GB 10	10	35	0	35	2	MIA 49	Downs
4	2:49	0:40	2:09	Kickoff	GB 25	8	31	0	31	3	MIA 44	Punt
5	15:00	13:06	1:54	Kickoff	GB 25	3	6	-5	1	0	GB 26	Blocked Punt
6	11:43	9:33	2:10	Kickoff	GB 40	5	60	0	60	3	* MIA 10	Touchdown
7	8:52	7:25	1:27	Interception	MIA 12	3	27	-15	12	1	* MIA 25	Touchdown
8	14:51	8:53	5:58	Punt	GB 20	11	60	0	60	3	MIA 20	Field Goal
9	3:02	0:00	3:02	Downs	MIA 46	5	17	0	17	1	MIA 28	End of Game

(321) Average GB 36

\* inside opponent's 20

Time of Possession by Quarter		1st	2nd	3rd	4th	OT	Total
Visitor	Miami Dolphins	8:48	7:46	9:29	6:00		32:03
Home	Green Bay Packers	6:12	7:14	5:31	9:00		27:57

Kickoff Drive No.-Start Average

Dolphins: 6 - MIA 22

Packers: 5 - GB 26

# Final Defensive Statistics

Miami Dolphins	Regular Defensive Plays												Special Teams					Misc			
	TKL	AST	COMB	SK	/ YDS	TFL	Q	IN	PD	FF	FR		TKL	AST	FF	FR	BL	TKL	AST	FF	FR
T.McDonald	7	0	7	0	0	0	0	0	0	0	0		0	0	0	0	0	0	0	0	0
R.McMillan	5	2	7	0	0	0	0	0	0	0	0		0	0	0	0	0	0	0	0	0
B.McCain	5	1	6	0	0	0	0	0	0	0	0		0	0	0	0	0	0	0	0	0
K.Alonso	3	3	6	0	0	0	0	0	0	0	0		0	0	0	0	0	0	0	0	0
X.Howard	4	1	5	0	0	0	0	0	0	0	0		0	0	0	0	0	0	0	0	0
R.Jones	3	0	3	0	0	0	0	0	1	0	0		0	0	0	0	0	0	0	0	0
R.Quinn	2	1	3	1.5	14	1	3	0	0	0	0		0	0	0	0	0	0	0	0	0
C.Wake	1	2	3	0.5	3	0	1	0	0	0	0		0	0	0	0	0	0	0	0	0
M.Fitzpatrick	1	1	2	0	0	0	0	0	1	0	0		0	0	0	0	0	0	0	0	0
D.Godchaux	0	2	2	0	0	0	0	0	0	0	0		0	0	0	0	0	0	0	0	0
M.Hull	1	0	1	0	0	0	0	0	0	0	0		1	0	0	0	0	0	0	0	0
A.Branch	1	0	1	0	0	0	0	0	0	0	0		0	0	0	0	0	0	0	0	0
A.Spence	1	0	1	0	0	0	0	0	0	0	0		0	0	0	0	0	0	0	0	0
J.Baker	1	0	1	0	0	0	0	0	0	0	0		0	0	0	0	0	0	0	0	0
Z.Hood	0	1	1	0	0	0	0	0	0	0	0		0	0	0	0	0	0	0	0	0
A.Derby	0	0	0	0	0	0	0	0	0	0	0		1	0	1	0	0	0	0	0	0
S.Anthony	0	0	0	0	0	0	0	0	0	0	0		1	0	0	0	0	0	0	0	0
L.Carroo	0	0	0	0	0	0	0	0	0	0	0		0	0	0	1	0	0	0	0	0
B.Bolden	0	0	0	0	0	0	0	0	0	0	0		0	0	0	0	1	0	0	0	0
S.Young	0	0	0	0	0	0	0	0	0	0	0		0	0	0	0	0	1	0	0	0
J.Brendel	0	0	0	0	0	0	0	0	0	0	0		0	0	0	0	0	1	0	0	0
Total	35	14	49	2	17	1	4	0	2	0	0		3	0	1	1	1	2	0	0	0

TKL = Tackle AST = Assist COMB = Combined QH=QB Hit IN = Interception PD = Pass Defense FF = Forced Fumble FR = Fumble Recovery

Green Bay Packers	Regular Defensive Plays												Special Teams					Misc			
	TKL	AST	COMB	SK	/ YDS	TFL	QH	IN	PD	FF	FR		TKL	AST	FF	FR	BL	TKL	AST	FF	FR
B.Martinez	9	0	9	0	0	0	0	0	0	0	0		0	0	0	0	0	0	0	0	0
K.Clark	5	1	6	1	9	1	1	0	0	0	0		0	0	0	0	0	0	0	0	0
D.Lowry	5	1	6	1	7	1	1	0	0	0	0		0	0	0	0	0	0	0	0	0
J.Jackson	4	2	6	0	0	0	0	0	0	0	0		1	0	0	0	0	0	0	0	0
J.Alexander	5	0	5	0	0	0	0	0	2	0	0		0	0	0	0	0	0	0	0	0
J.Jones	5	0	5	0	0	0	0	0	0	0	0		0	0	0	0	0	0	0	0	0
K.Fackrell	4	0	4	1	8	1	1	0	0	0	0		0	0	0	0	0	0	0	0	0
R.Gilbert	1	2	3	1	12	1	1	0	0	0	1		0	0	0	0	0	0	0	0	0
M.Daniels	1	2	3	0	0	0	1	0	0	0	0		0	0	0	0	0	0	0	0	0
T.Brown	2	0	2	0	0	0	0	0	1	0	0		1	0	0	0	0	0	0	0	0
B.Breeland	2	0	2	0	0	0	0	1	1	0	0		0	0	0	0	0	0	0	0	0
K.Brice	1	1	2	0	0	0	0	0	0	0	0		0	0	0	0	0	0	0	0	0
R.Greene	1	0	1	1	12	1	1	0	1	0	0		0	0	0	0	0	0	0	0	0
M.Adams	1	0	1	1	2	1	1	0	0	0	0		0	0	0	0	0	0	0	0	0
T.Carson	1	0	1	0	0	0	0	0	0	0	0		1	0	0	0	0	0	0	0	0
T.Williams	1	0	1	0	0	0	0	0	0	0	0		0	0	0	0	0	0	0	0	0
A.Morrison	0	1	1	0	0	0	0	0	0	0	0		1	0	0	0	0	0	0	0	0
T.Lancaster	0	1	1	0	0	0	0	0	0	0	0		0	0	0	0	0	0	0	0	0
C.Matthews	0	0	0	0	0	0	2	0	0	0	0		0	0	0	0	0	0	0	0	0
O.Burks	0	0	0	0	0	0	0	0	0	0	0		2	0	0	0	0	0	0	0	0
J.Crawford	0	0	0	0	0	0	0	0	0	0	0		1	0	0	0	0	0	0	0	0
Total	48	11	59	6	50	6	9	1	5	0	1		7	0	0	0	0	0	0	0	0

## 11/11/2018 at Lambeau Field

Dolphins  
Packers

PERIOD SCORES		TIME OF POSSESSION
3 6 = 9	Dolphins	16:34
7 7 = 14	Packers	13:26

Scoring Plays					
Team	Qtr	Time	Play Description (Extra Point) (Drive Info)	Visitor	Home
Packers	1	6:07	D.Adams 7 yd. pass from A.Rodgers (M.Crosby kick) (8-70, 4:54)	0	7
Dolphins	1	1:18	J.Sanders 37 yd. Field Goal (7-31, 3:20)	3	7
Packers	2	14:53	A.Jones 2 yd. run (M.Crosby kick) (3-71, 1:25)	3	14
Dolphins	2	10:29	J.Sanders 25 yd. Field Goal (10-78, 4:24)	6	14
Dolphins	2	2:49	J.Sanders 47 yd. Field Goal (5-16, 2:42)	9	14

	Miami Dolphins	Green Bay Packers
<b>TOTAL FIRST DOWNS</b>	13	13
First Downs Rushing-Passing-by Penalty	4 - 7 - 2	6 - 7 - 0
<b>THIRD DOWN EFFICIENCY</b>	3-7-43%	3-5-60%
<b>TOTAL NET YARDS</b>	224	207
Total Offensive Plays	36	29
<b>NET YARDS RUSHING</b>	99	126
<b>NET YARDS PASSING</b>	125	81
Gross Yards Passing	133	98
Times thrown-yards lost attempting to pass	1-8	2-17
<b>Pass Attempts-Completions-Had Intercepted</b>	20 - 12 - 0	14 - 11 - 0
<b>Punts-Number and Average</b>	1 - 39	1 - 37
<b>Penalties-Number and Yards</b>	3 - 10	4 - 25
<b>Fumbles-Number and Lost</b>	1 - 1	1 - 1
<b>Red Zone Efficiency</b>	0-3-0%	2-2-100%
<b>Average Drive Start</b>	MIA 28	GB 24

Miami Dolphins									Green Bay Packers												
RUSHING			ATT	YDS	AVG	LG	TD		RUSHING			ATT	YDS	AVG	LG	TD					
F.Gore			10	84	8.4	39	0		A.Jones			8	101	12.6	67	1					
K.Drake			4	15	3.8	6	0		A.Rodgers			3	24	8.0	9	0					
B.Osweiler			1	0	0.0	0	0		J.Williams			2	1	0.5	2	0					
Total			15	99	6.6	39	0		Total			13	126	9.7	67	1					
PASSING			ATT	CMP	YDS	SK/YD	TD	LG	IN	RT	PASSING			ATT	CMP	YDS	SK/YD	TD	LG	IN	RT
B.Osweiler			20	12	133	1/8	0	39	0	79.8	A.Rodgers			14	11	98	2/17	1	19	0	119.6
Total			20	12	133	1/8	0	39	0	79.8	Total			14	11	98	2/17	1	19	0	119.6
PASS RECEIVING			TAR	REC	YDS	AVG	LG	TD		PASS RECEIVING			TAR	REC	YDS	AVG	LG	TD			
D.Parker			9	4	38	9.5	14	0		M.Valdes-Scantling			4	4	36	9.0	11	0			
D.Amendola			5	3	56	18.7	39	0		A.Jones			3	2	27	13.5	19	0			
F.Gore			2	2	12	6.0	8	0		D.Adams			2	2	26	13.0	19	1			
K.Stills			1	1	18	18.0	18	0		E.St. Brown			3	2	3	1.5	2	0			
K.Ballage			1	1	6	6.0	6	0		L.Kendricks			1	1	6	6.0	6	0			
K.Drake			1	1	3	3.0	3	0													
A.Derby			1	0	0	0.0	0	0													
Total			20	12	133	11.1	39	0		Total			13	11	98	8.9	19	1			

[illegible]

11/11/2018 at Lambeau Field

## First Half Summary

[illegible]

First Quarter

GB wins the coin toss and elects to defer. MIA elects to Receive, and GB elects to defend the north goal.

M.Crosby kicks 59 yards from GB 35 to MIA 6. S.Perry to MIA 20 for 14 yards (O.Burks).

Miami Dolphins at 15:00, (1st play from scrimmage 14:53)

1-10-MIA 20	(14:53) B.Osweiler pass incomplete short right to D.Amendola [C.Matthews].	
2-10-MIA 20	(14:49) (No Huddle) F.Gore up the middle to GB 41 for 39 yards (J.Alexander).	R1
1-10-GB 41	(14:09) (No Huddle) F.Gore up the middle to GB 37 for 4 yards (K.Clark).	
2-6-GB 37	(13:34) (No Huddle) B.Osweiler pass short right to D.Amendola pushed ob at GB 28 for 9 yards (B.Breeland).	P2
1-10-GB 28	(13:00) (No Huddle, Shotgun) B.Osweiler pass short middle to K.Drake to GB 25 for 3 yards (B.Martinez).	
2-7-GB 25	(12:33) (No Huddle) K.Drake left guard to GB 19 for 6 yards (K.Clark).	
3-1-GB 19	(11:51) F.Gore left end to GB 14 for 5 yards (K.Brice).	R3
1-10-GB 14	(11:06) (Shotgun) B.Osweiler FUMBLES (Aborted) at GB 19, RECOVERED by GB-R.Gilbert at GB 30. R.Gilbert to GB 30 for no gain (S.Young).	

Green Bay Packers at 11:01

1-10-GB 30	(11:01) A.Rodgers pass incomplete short left to A.Jones.	
2-10-GB 30	(10:56) A.Jones left end to GB 42 for 12 yards (T.McDonald).	R1
1-10-GB 42	(10:21) A.Rodgers pass incomplete deep right to D.Adams. <i>PENALTY on MIA-A.Spence, Defensive Offside, 5 yards, enforced at GB 42 - No Play.</i>	
1-5-GB 47	(10:16) A.Rodgers scrambles left end ran ob at MIA 46 for 7 yards (B.McCain).	R2
1-10-MIA 46	(9:33) A.Jones right guard to MIA 31 for 15 yards (T.McDonald).	R3
1-10-MIA 31	(8:49) A.Rodgers pass short left to E.St. Brown to MIA 29 for 2 yards (B.McCain, M.Fitzpatrick).	
2-8-MIA 29	(8:10) A.Rodgers pass short right to A.Jones to MIA 21 for 8 yards (A.Branch).	P4
1-10-MIA 21	(7:22) <i>PENALTY on GB-M.Lewis, False Start, 5 yards, enforced at MIA 21 - No Play.</i>	
1-15-MIA 26	(6:56) (Shotgun) A.Rodgers pass short right to A.Jones to MIA 7 for 19 yards (T.McDonald).	P5
1-7-MIA 7	<b>(6:07) A.Rodgers pass short middle to D.Adams for 7 yards, TOUCHDOWN.</b>	P6
	M.Crosby extra point is GOOD, Center-H.Bradley, Holder-J.Scott.	

MIA 0 GB 7, 8 plays, 70 yards, 1 penalty, 4:54 drive, 8:53 elapsed

M.Crosby kicks 59 yards from GB 35 to MIA 6. J.Grant to MIA 24 for 18 yards (O.Burks).

Miami Dolphins at 6:07, (1st play from scrimmage 6:01)

1-10-MIA 24	(6:01) F.Gore left guard to MIA 26 for 2 yards (M.Daniels).	
2-8-MIA 26	(5:27) (Shotgun) F.Gore left tackle to MIA 30 for 4 yards (K.Clark).	
3-4-MIA 30	(4:57) (Shotgun) B.Osweiler pass incomplete short middle to D.Parker.	
4-4-MIA 30	(4:52) M.Haack punts 39 yards to GB 31, Center-J.Denney. T.Williams to 50 for 19 yards (A.Derby). FUMBLES (A.Derby), RECOVERED by MIA-L.Carroo at 50. L.Carroo to 50 for no gain (J.Jackson).	

Miami Dolphins at 4:38

1-10-50	(4:38) (Shotgun) B.Osweiler pass incomplete short right [C.Matthews]. <i>PENALTY on GB-B.Breeland, Defensive Holding, 5 yards, enforced at 50 - No Play.</i>	X4
1-10-GB 45	(4:32) (Shotgun) F.Gore right end to GB 40 for 5 yards (R.Gilbert; K.Brice). GB-K.Brice was injured during the play. His return is Questionable.	
2-5-GB 40	(4:06) F.Gore right end to GB 31 for 9 yards (B.Martinez).	R5
1-10-GB 31	(3:26) (No Huddle, Shotgun) B.Osweiler pass short middle to K.Stills to GB 13 for 18 yards (B.Martinez).	P6
1-10-GB 13	(2:47) (No Huddle) K.Drake right guard to GB 11 for 2 yards (K.Clark; M.Daniels).	
2-8-GB 11	(2:07) (No Huddle, Shotgun) B.Osweiler pass incomplete short middle to D.Parker (J.Alexander).	
3-8-GB 11	(2:02) (Shotgun) B.Osweiler sacked at GB 19 for -8 yards (K.Fackrell).	
4-16-GB 19	<b>(1:22) J.Sanders 37 yard field goal is GOOD, Center-J.Denney, Holder-M.Haack.</b>	

MIA 3 GB 7, 7 plays, 31 yards, 1 penalty, 3:20 drive, 13:42 elapsed

J.Sanders kicks 51 yards from MIA 35 to GB 14. L.Patrick to GB 29 for 15 yards (S.Anthony).

Green Bay Packers at 1:18, (1st play from scrimmage 1:13)

1-10-GB 29	(1:13) A.Jones up the middle to MIA 4 for 67 yards (X.Howard).	R7
1-4-MIA 4	(:31) (Shotgun) A.Jones up the middle to MIA 2 for 2 yards (R.McMillan, K.Alonso).	

END OF QUARTER

	Score	Time Poss	First Downs				Efficiencies	
			R	P	X	T	3 Down	4 Down
Miami Dolphins	3	8:48	3	2	1	6	1/3	0/0
Green Bay Packers	7	6:12	4	3	0	7	0/0	0/0

Green Bay Packers continued.

2-2-MIA 2 (15:00) (Shotgun) A.Jones up the middle for 2 yards, TOUCHDOWN.

R8

M.Crosby extra point is GOOD, Center-H.Bradley, Holder-J.Scott.

MIA 3 GB 14, 3 plays, 71 yards, 1:25 drive, 0:07 elapsed

M.Crosby kicks 63 yards from GB 35 to MIA 2. J.Grant to MIA 15 for 13 yards (J.Crawford).

Miami Dolphins at 14:53, (1st play from scrimmage 14:48)

1-10-MIA 15 (14:48) (Shotgun) F.Gore right tackle to MIA 19 for 4 yards (D.Lowry, R.Gilbert).

2-6-MIA 19 (14:13) (No Huddle, Shotgun) B.Osweiler pass short right to F.Gore pushed ob at MIA 27 for 8 yards (J.Jones).

P7

1-10-MIA 27 (13:44) (No Huddle, Shotgun) B.Osweiler pass short left to D.Amendola to GB 34 for 39 yards (T.Williams) [M.Daniels].

P8

1-10-GB 34 (13:06) (No Huddle) B.Osweiler pass short left to D.Parker pushed ob at GB 24 for 10 yards (B.Breeland).

P9

1-10-GB 24 (12:37) (Shotgun) B.Osweiler pass short middle to D.Parker to GB 17 for 7 yards (J.Jackson).

2-3-GB 17 (12:06) (No Huddle) F.Gore right tackle to GB 8 for 9 yards (J.Jones, M.Daniels).

R10

1-8-GB 8 (11:24) (No Huddle, Shotgun) B.Osweiler pass incomplete short left to A.Derby.

2-8-GB 8 (11:20) (No Huddle, Shotgun) K.Drake right end to GB 7 for 1 yard (B.Martinez).

3-7-GB 7 (10:37) (Shotgun) B.Osweiler pass incomplete short middle to D.Amendola (R.Greene).

4-7-GB 7 (10:33) J.Sanders 25 yard field goal is GOOD, Center-J.Denney, Holder-M.Haack.

Penalty on GB-J.Jackson, Defensive Offside, declined.

MIA 6 GB 14, 10 plays, 78 yards, 4:24 drive, 4:31 elapsed

J.Sanders kicks 64 yards from MIA 35 to GB 1. B.Breeland to GB 31 for 30 yards (M.Hull).

PENALTY on GB-J.Williams, Unnecessary Roughness, 10 yards, enforced at GB 20.

Green Bay Packers at 10:29, (1st play from scrimmage 10:23)

1-10-GB 10 (10:23) (Shotgun) A.Rodgers pass incomplete deep left to E.St. Brown (M.Fitzpatrick).

2-10-GB 10 (10:17) A.Rodgers pass short right to E.St. Brown to GB 11 for 1 yard (B.McCain).

3-9-GB 11 (9:34) (Shotgun) A.Rodgers pass deep right to D.Adams pushed ob at GB 30 for 19 yards (X.Howard).

P9

1-10-GB 30 (8:58) A.Rodgers pass short left to L.Kendricks to GB 36 for 6 yards (T.McDonald).

2-4-GB 36 (8:12) (Shotgun) J.Williams up the middle to GB 38 for 2 yards (B.McCain, K.Alonso).

3-2-GB 38 (7:30) (Shotgun) A.Rodgers pass short right to M.Valdes-Scantling pushed ob at GB 43 for 5 yards (X.Howard).

P10

1-10-GB 43 (7:02) (No Huddle) A.Rodgers scrambles left end to MIA 48 for 9 yards (K.Alonso).

2-1-MIA 48 (6:31) (No Huddle, Shotgun) J.Williams up the middle to MIA 49 for -1 yards (R.McMillan; D.Godchaux).

3-2-MIA 49 (5:46) (Shotgun) A.Rodgers pass incomplete short right.

4-2-MIA 49 (5:36) (Shotgun) A.Rodgers sacked at GB 45 for -6 yards (sack split by C.Wake and R.Quinn).

Miami Dolphins at 5:31

1-10-GB 45 (5:31) F.Gore left tackle to GB 42 for 3 yards (D.Lowry).

2-7-GB 42 (4:52) (No Huddle, Shotgun) B.Osweiler pass incomplete short left to D.Amendola.

PENALTY on GB-J.Jackson, Illegal Contact, 5 yards, enforced at GB 42 - No Play.

X11

1-10-GB 37 (4:46) (Shotgun) B.Osweiler pass incomplete deep left to D.Parker.

2-10-GB 37 (4:41) K.Drake left end to GB 31 for 6 yards (B.Martinez, J.Jackson).

3-4-GB 31 (4:02) (Shotgun) PENALTY on MIA-J.Brendel, False Start, 5 yards, enforced at GB 31 - No Play.

3-9-GB 36 (3:38) (Shotgun) B.Osweiler pass short right to D.Parker to GB 29 for 7 yards (B.Martinez).

4-2-GB 29 (2:54) J.Sanders 47 yard field goal is GOOD, Center-J.Denney, Holder-M.Haack.

MIA 9 GB 14, 5 plays, 16 yards, 1 penalty, 2:42 drive, 12:11 elapsed

J.Sanders kicks 65 yards from MIA 35 to end zone, Touchback.

Green Bay Packers at 2:49

1-10-GB 25 (2:49) A.Jones right guard to GB 25 for no gain (R.McMillan, D.Godchaux).

2-10-GB 25 (2:19) (No Huddle) A.Rodgers pass short left to M.Valdes-Scantling to GB 34 for 9 yards (R.McMillan; B.McCain).

Two-Minute Warning

3-1-GB 34 (2:00) (Shotgun) A.Jones up the middle to GB 37 for 3 yards (A.Spence).

R11

1-10-GB 37 (1:38) (No Huddle, Shotgun) A.Rodgers pass short middle to M.Valdes-Scantling to GB 48 for 11 yards (R.McMillan).

P12

1-10-GB 48 (1:16) (No Huddle, Shotgun) A.Rodgers pass short right to M.Valdes-Scantling pushed ob at MIA 41 for 11 yards (B.McCain).

P13

1-10-MIA 41 (1:11) (No Huddle, Shotgun) A.Rodgers scrambles left end ran ob at MIA 33 for 8 yards (T.McDonald).

Miami Dolphins vs Green Bay Packers at Lambeau Field

- 2-2-MIA 33 (1:03) (Shotgun) A.Jones up the middle to MIA 33 for no gain (R.Quinn).  
Timeout #1 by GB at 00:58.
- 3-2-MIA 33 (:58) (Shotgun) A.Rodgers sacked at MIA 44 for -11 yards (R.Quinn).  
Timeout #1 by MIA at 00:50.
- 4-13-MIA 44 (:40) J.Scott punts 37 yards to MIA 7, Center-H.Bradley, downed by GB-O.Burks.

Miami Dolphins at 0:40

- 1-10-MIA 7 (:40) (Shotgun) B.Osweiler pass short right to F.Gore to MIA 11 for 4 yards (J.Jones).  
Timeout #2 by GB at 00:33.
- 2-6-MIA 11 (:33) (Shotgun) B.Osweiler pass incomplete short middle to D.Parker. GB-N.Perry was injured during the play. His return is Questionable.  
Timeout #3 by GB at 00:29.
- 3-6-MIA 11 (:29) (Shotgun) B.Osweiler pass short middle to D.Parker to MIA 25 for 14 yards (K.Fackrell) [C.Matthews].  
Timeout #2 by MIA at 00:22. P12
- 1-10-MIA 25 (:22) (Shotgun) B.Osweiler pass incomplete deep right to D.Parker.
- 2-10-MIA 25 (:16) (No Huddle, Shotgun) B.Osweiler pass short left to K.Ballage to MIA 31 for 6 yards (J.Jackson).  
Timeout #3 by MIA at 00:09.
- 3-4-MIA 31 (:09) (Shotgun) B.Osweiler pass short left to D.Amendola pushed ob at MIA 39 for 8 yards (K.Fackrell). P13
- 1-10-MIA 39 (:05) (Shotgun) B.Osweiler pass short middle to K.Ballage to MIA 48 for 9 yards (K.Fackrell).  
*PENALTY on MIA-S.Young, Offensive Holding, 0 yards, enforced at MIA 39 - No Play.*

END OF QUARTER

	Score	Time Poss	First Downs				Efficiencies	
			R	P	X	T	3 Down	4 Down
Miami Dolphins	9	7:46	1	5	1	7	2/4	0/0
Green Bay Packers	14	7:14	2	4	0	6	3/5	0/1

Third Quarter

11/11/2018

Play By Play

GB elects to Receive, and MIA elects to defend the goal.

J.Sanders kicks 65 yards from MIA 35 to end zone, Touchback.

Green Bay Packers at 15:00

- 1-10-GB 25 (15:00) A.Jones left end to GB 31 for 6 yards (C.Wake, K.Alonso).
- 2-4-GB 31 (14:21) A.Rodgers pass incomplete deep left to M.Valdes-Scantling.
- 3-4-GB 31 (14:15) (Shotgun) A.Rodgers pass short middle to D.Adams ran ob at MIA 48 for 21 yards (X.Howard). MIA-B.McCain was injured during the play.  
*Penalty on MIA-A.Branch, Illegal Use of Hands, offsetting, enforced at GB 31 - No Play.*  
*Penalty on GB-E.St. Brown, Illegal Blindside Block, offsetting.*  
*(13:52) (Shotgun) PENALTY on GB-A.Jones, False Start, 5 yards, enforced at GB 31 - No Play.*
- 3-4-GB 31 (13:27) (Shotgun) A.Rodgers pass incomplete short right.
- 4-9-GB 26 (13:09) K.Fackrell reported in as eligible. J.Scott punt is BLOCKED by B.Bolden, Center-H.Bradley, RECOVERED by MIA-L.Carroo at GB 28. L.Carroo to GB 28 for no gain (A.Morrison).

Miami Dolphins at 13:06

- 1-10-GB 28 (13:06) (Shotgun) B.Oswailer pass incomplete short right to K.Stills (J.Alexander).
- 2-10-GB 28 (13:04) F.Gore up the middle to GB 27 for 1 yard (D.Lowry).
- 3-9-GB 27 (12:28) (Shotgun) B.Oswailer pass short right to M.Gesicki pushed ob at GB 22 for 5 yards (J.Alexander).
- 4-4-GB 22 (11:43) J.Sanders 40 yard field goal is GOOD, Center-J.Denney, Holder-M.Haack.

MIA 12 GB 14, 4 plays, 6 yards, 1:23 drive, 3:17 elapsed

J.Sanders kicks 62 yards from MIA 35 to GB 3, out of bounds.

Green Bay Packers at 11:43

- 1-10-GB 40 (11:43) A.Rodgers pass short right to M.Valdes-Scantling pushed ob at GB 48 for 8 yards (X.Howard).
- 2-2-GB 48 (11:11) A.Rodgers pass incomplete deep left to D.Adams.
- 3-2-GB 48 (11:07) A.Rodgers pass short left to M.Lewis to MIA 22 for 30 yards (K.Alonso).
- 1-10-MIA 22 (10:22) A.Jones right end to MIA 10 for 12 yards (R.Jones, X.Howard).
- 1-10-MIA 10 (9:38) A.Jones right guard for 10 yards, TOUCHDOWN.

M.Crosby extra point is GOOD, Center-H.Bradley, Holder-J.Scott.

MIA 12 GB 21, 5 plays, 60 yards, 2:10 drive, 5:27 elapsed

M.Crosby kicks 69 yards from GB 35 to MIA -4. J.Grant to MIA 26 for 30 yards (T.Brown).

Miami Dolphins at 9:33, (1st play from scrimmage 9:28)

- 1-10-MIA 26 (9:28) K.Drake left end to MIA 27 for 1 yard (J.Jones).
- 2-9-MIA 27 (9:03) (No Huddle) B.Oswailer pass short left intended for D.Amendola INTERCEPTED by B.Breeland at MIA 38. B.Breeland pushed ob at MIA 12 for 26 yards (J.Brendel).

Green Bay Packers at 8:52

- 1-10-MIA 12 (8:52) (Shotgun) A.Jones right end to MIA 6 for 6 yards (K.Alonso).  
*PENALTY on GB-D.Adams, Illegal Crackback, 15 yards, enforced at MIA 10.*
- 1-23-MIA 25 (8:07) (Shotgun) A.Rodgers pass short right to A.Jones pushed ob at MIA 25 for no gain (M.Fitzpatrick).
- 2-23-MIA 25 (7:31) (Shotgun) A.Rodgers pass deep right to D.Adams for 25 yards, TOUCHDOWN.

M.Crosby extra point is GOOD, Center-H.Bradley, Holder-J.Scott.

MIA 12 GB 28, 3 plays, 12 yards, 1:27 drive, 7:35 elapsed

M.Crosby kicks 67 yards from GB 35 to MIA -2. J.Grant to MIA 20 for 22 yards (T.Carson).

Miami Dolphins at 7:25, (1st play from scrimmage 7:20)

- 1-10-MIA 20 (7:20) F.Gore up the middle to MIA 24 for 4 yards (D.Lowry; T.Lancaster).
- 2-6-MIA 24 (6:42) (No Huddle, Shotgun) B.Oswailer pass incomplete short right to F.Gore.
- 3-6-MIA 24 (6:38) (No Huddle, Shotgun) B.Oswailer pass short middle to D.Parker to MIA 29 for 5 yards (J.Alexander).
- 4-1-MIA 29 (5:51) (Punt formation) Direct snap to L.Carroo. L.Carroo up the middle to MIA 43 for 14 yards (T.Carson).
- 1-10-MIA 43 (5:05) K.Drake right end pushed ob at MIA 45 for 2 yards (J.Jones).
- 2-8-MIA 45 (4:32) B.Oswailer sacked at MIA 38 for -7 yards (D.Lowry).
- 3-15-MIA 38 (3:49) (Shotgun) B.Oswailer pass deep middle to L.Carroo to GB 42 for 20 yards (J.Jackson).
- 1-10-GB 42 (3:10) (No Huddle, Shotgun) B.Oswailer pass short middle to K.Stills to GB 34 for 8 yards (J.Alexander).
- 2-2-GB 34 (2:28) (Shotgun) B.Oswailer pass incomplete short middle to J.Grant. MIA-J.Grant was injured during the play.
- 3-2-GB 34 (2:25) (Shotgun) B.Oswailer pass incomplete short left to D.Parker (T.Brown). MIA-D.Parker was injured during the play.
- 4-2-GB 34 (2:22) B.Oswailer pass short left to N.O'Leary to GB 29 for 5 yards (T.Brown).

Miami Dolphins vs Green Bay Packers at Lambeau Field

1-10-GB 29 (1:47) (No Huddle) F.Gore left tackle to GB 28 for 1 yard (K.Clark).

2-9-GB 28 (1:05) (Shotgun) B.Osweiler pass short right to D.Amendola ran ob at GB 26 for 2 yards (J.Jackson).

Timeout #1 by MIA at 00:34.

3-7-GB 26 (:34) (Shotgun) B.Osweiler sacked at GB 38 for -12 yards (R.Greene).

END OF QUARTER

	Score	Time Poss	First Downs				Efficiencies	
			R	P	X	T	3 Down	4 Down
Miami Dolphins	12	9:29	1	2	0	3	1/5	2/2
Green Bay Packers	28	5:31	2	2	0	4	1/2	0/0

Fourth Quarter

11/11/2018

Play By Play

Miami Dolphins continued.

4-19-GB 38 (15:00) M.Haack punts 38 yards to end zone, Center-J.Denney, Touchback.

Green Bay Packers at 14:51

1-10-GB 20	(14:51) A.Rodgers pass short right to M.Valdes-Scantling to GB 20 for no gain (R.McMillan).	
2-10-GB 20	(14:06) A.Jones right guard to GB 30 for 10 yards (T.McDonald).	R18
1-10-GB 30	(13:26) A.Rodgers pass short left to J.Graham to GB 44 for 14 yards (T.McDonald).	P19
1-10-GB 44	(12:40) A.Rodgers pass short right to D.Adams to 50 for 6 yards (R.Jones).	
2-4-50	(11:59) A.Jones right guard to MIA 49 for 1 yard (Z.Hood; C.Wake).	
3-3-MIA 49	(11:16) (Shotgun) A.Rodgers pass incomplete short left to A.Jones (R.Jones). MIA-A.Branch was injured during the play.	
4-3-MIA 49	(11:08) (Punt formation) B.Martinez reported in as eligible. Direct snap to R.Greene. R.Greene left end to MIA 23 for 26 yards (M.Hull).	R20
1-10-MIA 23	(10:10) A.Jones right tackle to MIA 20 for 3 yards (R.McMillan).	
2-7-MIA 20	(9:34) (Shotgun) A.Rodgers sacked ob at MIA 21 for -1 yards (D.Godchaux).	
	Penalty on MIA-D.Godchaux, Defensive Holding, offsetting, enforced at MIA 20 - No Play.	
	Penalty on GB-D.Bakhtiari, Offensive Holding, offsetting.	
2-7-MIA 20	(9:06) A.Rodgers pass incomplete deep middle to D.Adams.	
3-7-MIA 20	(9:01) (Shotgun) A.Rodgers pass incomplete short right to D.Adams.	
4-7-MIA 20	(8:57) M.Crosby 38 yard field goal is GOOD, Center-H.Bradley, Holder-J.Scott.	

MIA 12 GB 31, 11 plays, 60 yards, 5:58 drive, 6:07 elapsed

M.Crosby kicks 65 yards from GB 35 to end zone, Touchback.

Miami Dolphins at 8:53

1-10-MIA 25	(8:53) B.Osweiler pass incomplete short right.	
2-10-MIA 25	(8:46) (Shotgun) B.Osweiler pass short middle to K.Drake to MIA 33 for 8 yards (J.Alexander). GB-J.Alexander was injured during the play.	
3-2-MIA 33	(8:08) (Shotgun) B.Osweiler pass short left to D.Amendola to MIA 34 for 1 yard (T.Brown).	
4-1-MIA 34	(7:32) K.Drake right guard to MIA 37 for 3 yards (D.Lowry).	R17
1-10-MIA 37	(6:52) (No Huddle, Shotgun) B.Osweiler pass short right to A.Derby to 50 for 13 yards (B.Martinez).	P18
1-10-50	(6:12) (No Huddle, Shotgun) K.Drake up the middle to GB 44 for 6 yards (K.Fackrell, A.Morrison).	
2-4-GB 44	(5:35) (No Huddle, Shotgun) B.Osweiler pass short middle to D.Amendola to GB 39 for 5 yards (B.Martinez).	P19
1-10-GB 39	(5:03) (No Huddle, Shotgun) B.Osweiler sacked at GB 48 for -9 yards (K.Clark).	
2-19-GB 48	(4:25) (Shotgun) B.Osweiler pass short right to D.Amendola to GB 40 for 8 yards (B.Martinez, J.Jackson).	
3-11-GB 40	(3:50) (Shotgun) B.Osweiler sacked at GB 42 for -2 yards (M.Adams).	
4-13-GB 42	(3:07) (Shotgun) B.Osweiler sacked at MIA 46 for -12 yards (R.Gilbert).	

Green Bay Packers at 3:02

1-10-MIA 46	(3:02) J.Williams left end to MIA 44 for 2 yards (J.Baker).	
2-8-MIA 44	(2:21) A.Rodgers pass deep left to L.Kendricks to MIA 26 for 18 yards (R.Jones) [R.Quinn].	P21

Two-Minute Warning

1-10-MIA 26	(2:00) A.Rodgers kneels to MIA 27 for -1 yards.
2-11-MIA 27	(1:18) A.Rodgers kneels to MIA 28 for -1 yards.
3-12-MIA 28	(:38) A.Rodgers kneels to MIA 29 for -1 yards.

END OF QUARTER

	Score	Time Poss	First Downs				Efficiencies	
			R	P	X	T	3 Down	4 Down
Miami Dolphins	12	6:00	1	2	0	3	0/2	1/2
Green Bay Packers	31	9:00	2	2	0	4	0/3	1/1

# Miscellaneous Statistics Report

Miami Dolphins vs Green Bay Packers

11/11/2018 at Lambeau Field

## Ten Longest Plays for Miami Dolphins

Yards	Qtr	Play Start	Play Description
39	1	2-10-MIA 20	(14:49) (No Huddle) F.Gore up the middle to GB 41 for 39 yards (J.Alexander).
39	2	1-10-MIA 27	(13:44) (No Huddle, Shotgun) B.Osweiler pass short left to D.Amendola to GB 34 for 39 yards (T.Williams) [M.Daniels].
20	3	3-15-MIA 38	(3:49) (Shotgun) B.Osweiler pass deep middle to L.Carroo to GB 42 for 20 yards (J.Jackson).
18	1	1-10-GB 31	(3:26) (No Huddle, Shotgun) B.Osweiler pass short middle to K.Stills to GB 13 for 18 yards (B.Martinez).
14	2	3-6-MIA 11	(:29) (Shotgun) B.Osweiler pass short middle to D.Parker to MIA 25 for 14 yards (K.Fackrell) [C.Matthews].
14	3	4-1-MIA 29	(5:51) (Punt formation) Direct snap to L.Carroo. L.Carroo up the middle to MIA 43 for 14 yards (T.Carson).
13	4	1-10-MIA 37	(6:52) (No Huddle, Shotgun) B.Osweiler pass short right to A.Derby to 50 for 13 yards (B.Martinez).
10	2	1-10-GB 34	(13:06) (No Huddle) B.Osweiler pass short left to D.Parker pushed ob at GB 24 for 10 yards (B.Breeland).
9	1	2-6-GB 37	(13:34) (No Huddle) B.Osweiler pass short right to D.Amendola pushed ob at GB 28 for 9 yards (B.Breeland).
9	1	2-5-GB 40	(4:06) F.Gore right end to GB 31 for 9 yards (B.Martinez).

## Ten Longest Plays for Green Bay Packers

Yards	Qtr	Play Start	Play Description
67	1	1-10-GB 29	(1:13) A.Jones up the middle to MIA 4 for 67 yards (X.Howard).
30	3	3-2-GB 48	(11:07) A.Rodgers pass short left to M.Lewis to MIA 22 for 30 yards (K.Alonso).
26	4	4-3-MIA 49	(11:08) (Punt formation) B.Martinez reported in as eligible. Direct snap to R.Greene. R.Greene left end to MIA 23 for 26
25	3	2-23-MIA 25	(7:31) (Shotgun) A.Rodgers pass deep right to D.Adams for 25 yards, TOUCHDOWN.
19	1	1-15-MIA 26	(6:56) (Shotgun) A.Rodgers pass short right to A.Jones to MIA 7 for 19 yards (T.McDonald).
19	2	3-9-GB 11	(9:34) (Shotgun) A.Rodgers pass deep right to D.Adams pushed ob at GB 30 for 19 yards (X.Howard).
18	4	2-8-MIA 44	(2:21) A.Rodgers pass deep left to L.Kendricks to MIA 26 for 18 yards (R.Jones) [R.Quinn].
15	1	1-10-MIA 46	(9:33) A.Jones right guard to MIA 31 for 15 yards (T.McDonald).
14	4	1-10-GB 30	(13:26) A.Rodgers pass short left to J.Graham to GB 44 for 14 yards (T.McDonald).
12	1	2-10-GB 30	(10:56) A.Jones left end to GB 42 for 12 yards (T.McDonald).

## Touchdown Scoring Information

		Offense	Defense	Special Teams
VISITOR	Miami Dolphins	0	0	0
HOME	Green Bay Packers	4	0	0

## Player Scoring Information

Club	Player	TD	Rush TD	Rec TD	KO TD	Punt TD	Int TD	Fum TD	Misc TD	FG	XP	2Pt Rush	2Pt Rec	Sfty	Points
MIA	J.Sanders	0	0	0	0	0	0	0	0	4	0	0	0	0	12
GB	A.Jones	0	2	0	0	0	0	0	0	0	0	0	0	0	12
GB	D.Adams	0	0	2	0	0	0	0	0	0	0	0	0	0	12
GB	M.Crosby	0	0	0	0	0	0	0	0	1	4	0	0	0	7

## Possession Detail

	First Half		Second Half		Game	
	Visitor	Home	Visitor	Home	Visitor	Home
Largest Lead	0	11	0	19	0	19
Drives Leading	0	3	0	5	0	8
Time of Possession Leading	0:00	8:32	0:00	14:31	0:00	23:03
Largest Deficit	-11	0	-19	0	-19	0
Drives Trailing	5	0	4	0	9	0
Time of Possession Trailing	12:35	0:00	15:29	0:00	28:04	0:00
Times Score Tied Up		0		0		0
Lead Changes		1		0		1

# Playtime Percentage

*Percent of playtime per player on offense, defense and special teams*

Miami Dolphins						Green Bay Packers					
		Offense	Defense	Special Teams			Offense	Defense	Special Teams		
J Brendel	C	68 100%		4	15%	L Taylor	G	57 100%		5	19%
Z Sterup	T	68 100%		4	15%	D Bakhtiari	T	57 100%		5	19%
J Davis	G	68 100%		4	15%	B Bell	G	57 100%		5	19%
T Swanson	C	68 100%		4	15%	B Bulaga	T	57 100%		4	15%
S Young	T	68 100%		4	15%	A Rodgers	QB	57 100%			
B Osweiler	QB	68 100%				C Linsley	C	57 100%			
D Amendola	WR	66 97%		2	8%	M Valdes-Scantling	WR	54 95%			
K Stills	WR	65 96%				D Adams	WR	53 93%			
D Parker	WR	45 66%				A Jones	RB	42 74%			
K Drake	RB	34 50%		1	4%	J Graham	TE	39 68%			
A Derby	TE	30 44%		9	35%	L Kendricks	TE	35 61%		3	12%
F Gore	RB	29 43%				E St. Brown	WR	33 58%			
N O'Leary	TE	21 31%		7	27%	J Williams	RB	14 25%		5	19%
M Gesicki	TE	20 29%				M Lewis	TE	10 18%		5	19%
L Carroo	WR	16 24%		17	65%	J Moore	WR	5 9%		16	62%
J Grant	WR	8 12%		10	38%	J Jackson	CB		68 100%	13	50%
K Ballage	RB	6 9%		15	58%	B Martinez	LB		68 100%	5	19%
K Alonso	LB		57 100%			T Williams	CB		68 100%	2	8%
T McDonald	SS		57 100%			J Jones	SS		61 90%	11	42%
X Howard	CB		56 98%	5	19%	J Alexander	CB		59 87%	3	12%
M Fitzpatrick	SS		55 96%	5	19%	K Clark	NT		56 82%	5	19%
R McMillan	LB		45 79%	5	19%	B Breeland	CB		50 74%	4	15%
R Jones	FS		45 79%			K Fackrell	LB		48 71%	15	58%
A Spence	DT		41 72%	5	19%	C Matthews	LB		47 69%	1	4%
J Baker	LB		37 65%	3	12%	M Daniels	DE		43 63%	5	19%
R Quinn	DE		37 65%	1	4%	D Lowry	DE		39 57%	9	35%
B McCain	CB		33 58%			R Greene	FS		30 44%	21	81%
D Godchaux	DT		32 56%	5	19%	R Gilbert	LB		26 38%	11	42%
C Wake	DE		32 56%			T Brown	CB		16 24%	17	65%
C Malveaux	DE		25 44%	11	42%	N Perry	LB		15 22%		
A Branch	DE		25 44%	4	15%	A Morrison	LB		14 21%	14	54%
S Williams	DT		21 37%			T Lancaster	DT		14 21%		
Z Hood	DE		15 26%	5	19%	K Brice	FS		13 19%		
C Armstrong	CB		8 14%	11	42%	M Adams	NT		12 18%	4	15%
T McTyer	CB		6 11%	14	54%	O Burks	LB			16	62%
W Aikens	SS			22	85%	J Crawford	LB			16	62%
M Hull	LB			22	85%	T Carson	RB			13	50%
S Anthony	LB			22	85%	M Crosby	K			12	46%
S Perry	RB			17	65%	H Bradley	LS			8	31%
B Bolden	RB			17	65%	J Scott	P			8	31%
J Sanders	K			9	35%	K Toomer	LB			7	27%
J Denney	LS			7	27%	R Tonyan	TE			5	19%
M Haack	P			7	27%	J Spriggs	T			5	19%
I Asiata	G			4	15%	J McCray	G			5	19%
W Johnson	C			4	15%						

