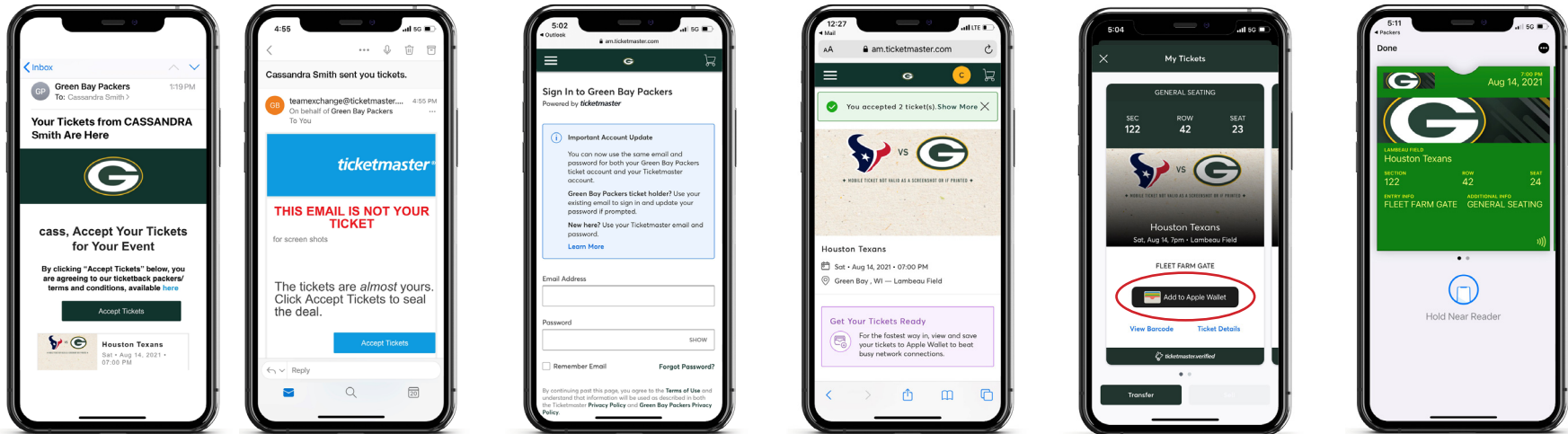


## CLAIMING TICKETS SENT TO YOU



1. You will receive an email from "Ticketmaster" or "Green Bay Packers" (or text message from the ticket sender) asking you to Accept Your Tickets." Click the Accept Tickets" button.

2. Sign into your Packers account. If you do not remember your password, or know if you have an account, click "Forgot Password" and follow the steps as prompted. If you do not have a Packers account, click "Sign Up" at the bottom of the screen.

3. Once you are logged in, you will receive confirmation that you accepted the tickets. You are strongly encouraged to save the tickets to your phone's wallet at this time for easy access on gameday. When you save tickets to your wallet, you are able to access them without needing to log into your account (which can be a slow process on gameday when thousands of people are using cellular and WiFi signals)

4. Click each ticket (seat location shown on screen), then click "Add to Apple Wallet." Android users can save tickets to their phone by adding tickets to Google Pay. (Can download in Google Play Store) Tickets to events are accessible under "Passes" in the app on Android phones.

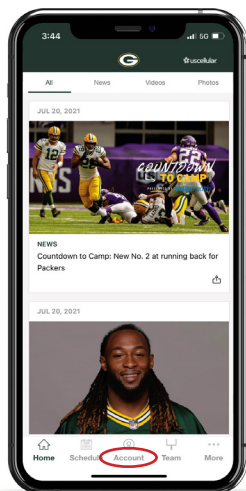
### TICKET IN WALLET

Scanners at the stadium will be able to read the ticket when the phone is held close to the reader.



## TRANSFERRING TICKETS TO OTHERS

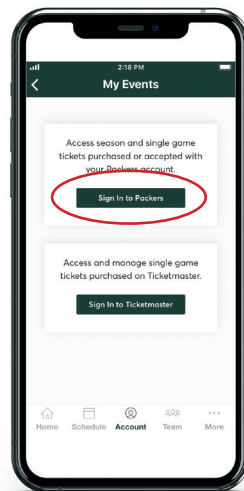
Should you need to transfer a ticket you received back to the person who sent it to you, or transfer to a new recipient, follow these steps within the Packers app:



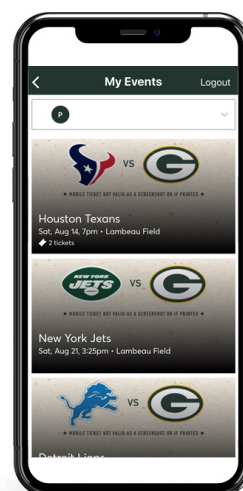
1. Open the Packers app and click "Account" at the bottom of the screen



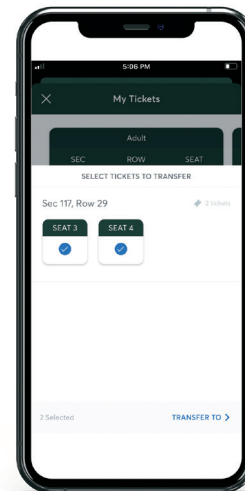
2. Tap on 'My Packers Account.'



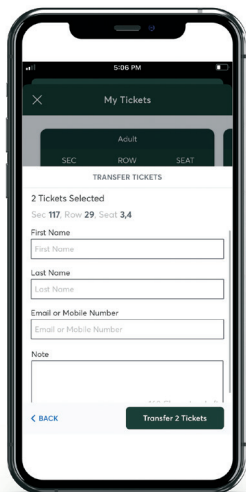
3. Click on 'Sign in to Packers' and log in with your email and password.



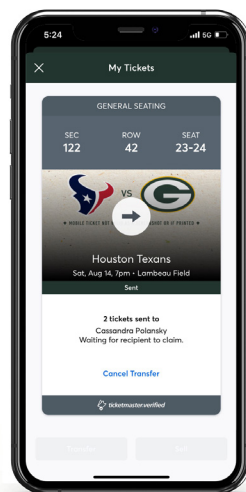
4. Select the game for which you would like to transfer tickets.



5. Select all of the tickets you wish to transfer and tap "Transfer to" on the bottom of the screen.



6. Select from contacts or manually enter a recipient and fill out the required information. Click 'Transfer'.



7. You will receive an email confirming tickets were transferred and see in your account the selected seats were transferred.

If you need to return tickets to the person who sent them to you, please remove them from your phone's wallet prior to transferring tickets through your Packers account.