



BYE WEEK



THE DOPE SHEET

OFFICIAL PROGRAM AND PUBLICATION, ACME-PACKERS FOOTBALL TEAM.

Packers Communications • Lambeau Field Atrium • 1265 Lombardi Avenue • Green Bay, WI 54304
920/569-7500 • 920/569-7201 fax

Jason Wahlers, Sarah Quick, Tom Fanning, Nathan LoCascio

VOL. XXVI; NO. 15

PACKERS HEAD INTO THE BYE

The Green Bay Packers (6-3) have reached the bye week, marking the first Week 10 bye for the Packers since 2012.

- ▶ It is the fourth time in six seasons under Head Coach **Matt LaFleur** that the Packers' bye has been Week 10 or later.
- ▶ Green Bay has a winning record at the bye for the 12th time in the last 15 years and the 16th time in the last 25 years.
- ▶ The Packers are one of 11 teams with six-plus wins this season.
- ▶ The NFC North is the only division with three teams with six-plus wins this season. It is also the only division where all four teams have at least a .500 record.
- ▶ Heading into the bye, Green Bay played the first of five NFC North games it will play in their final nine contests. It is the first time since 2015 that five of the final nine games are against the division.
- ▶ It is the first time since 2009 that Green Bay will go into its bye and come out of its bye with NFC North games.
- ▶ The Packers played a home game heading into the bye for the first time since 2021.
- ▶ The Packers fell to 4-2 under LaFleur in the game heading into the bye.

AFTER THE BYE

- ▶ Dating back to 2000, this is the third time the Packers will play the Bears coming out of the bye (2021 and 2014), both wins, but the first time they will play at Chicago following the bye.
- ▶ Overall, the Packers have won 10 straight games against the Bears, tying the longest winning streak by either team in the history of the series (10 straight by Green Bay from 1994-98).
- ▶ Green Bay will be looking to win the week following the bye for the third time in the last four years, having beaten the Los Angeles Rams at home in 2022, 24-12. In 2021, the Packers beat the Chicago Bears at home, 45-30, after the bye to snap a four-game losing streak in games following the bye week.
- ▶ In games immediately following its bye week, Green Bay has won 18 of its last 28 (.643), including wins in nine of the last 15.
- ▶ Green Bay will face an NFC opponent (Chicago) after the bye for the first time since 2022, the eighth time in the last 10 years (2015-24) and for the 16th time in the last 23 seasons (2002-24).
- ▶ Dating back to 2002, the Packers take on an NFC North team for the 11th time after the bye and for the fifth time on the road.
- ▶ It is the first time since 2012 (at Detroit) that Green Bay will play a road division game following the bye.
- ▶ Since 2009, Green Bay is 84-49-1 (.631) overall after the bye.

BYE WEEK

- ▶ Under LaFleur (since 2019), the Packers are 28-11 in games played after the bye (7-5 in 2023, 3-1 in 2022, 4-1 in 2021, 9-3 in 2020 and 5-1 in 2019).
- ▶ Dating back to 1990 when bye weeks started, Green Bay is 19-15 (.559) in the game following the bye week.
- ▶ The Packers play on the road following the bye for the second straight season. Dating back to 2000, below are the 14 road games for Green Bay following the bye week:

- 2023 - Week 7, at DEN, L, 17-19
- 2020 - Week 6, at TB, L, 10-38
- 2019 - Week 12, at SF, L, 8-37
- 2018 - Week 8, at LAR, L, 27-29
- 2015 - Week 8, at DEN, L, 10-29
- 2012 - Week 11, at DET, W, 24-20
- 2011 - Week 9, at SD, W, 45-38
- 2010 - Week 11, at MIN, W, 31-3
- 2008 - Week 9, at TEN, L, 16-19
- 2007 - Week 8, at DEN, W, 19-13
- 2006 - Week 7, at MIA, W, 34-24
- 2005 - Week 7, at MIN, L, 20-23
- 2003 - Week 9, at MIN, W, 30-27
- 2000 - Week 8, at MIA, L, 20-28

REGULAR SEASON

Date	Opponent	Time (CT)	TV
Fri., Sept. 6	at Philadelphia Eagles (São Paulo) L	29-34	47,236
Sun., Sept. 15	INDIANAPOLIS COLTS	W, 16-10	77,827
Sun., Sept. 22	at Tennessee Titans	W, 30-14	67,322
Sun., Sept. 29	MINNESOTA VIKINGS (Gold Pkg.) L	29-31	78,335
Sun., Oct. 6	at Los Angeles Rams	W, 24-19	72,842
Sun., Oct. 13	ARIZONA CARDINALS	W, 34-13	77,773
Sun., Oct. 20	HOUSTON TEXANS	W, 24-22	78,197
Sun., Oct. 27	at Jacksonville Jaguars	W, 30-27	65,618
Sun., Nov. 3	DETROIT LIONS (Gold Pkg.)	L, 14-24	78,330
Sun., Nov. 10	BYE		
Sun., Nov. 17	at Chicago Bears	12 p.m.	FOX
Sun., Nov. 24	SAN FRANCISCO 49ERS	*3:25 p.m.	FOX
Thu., Nov. 28	MIAMI DOLPHINS	7:20 p.m.	NBC
Thu., Dec. 5	at Detroit Lions	*7:15 p.m.	Prime
Sun., Dec. 15	at Seattle Seahawks	*7:20 p.m.	NBC
Mon., Dec. 23	NEW ORLEANS SAINTS	*7:15 p.m.	ESPN
Sun., Dec. 29	at Minnesota Vikings	*12 p.m.	FOX
Sat./Sun., Jan. 4/5	CHICAGO BEARS (Gold Pkg.)	TBD	TBD

*—Start time and broadcast may shift due to NFL flexible scheduling

NFL POSTSEASON DATES

- Jan. 11-13 AFC and NFC Wild Card Playoffs
- Jan. 18-19 AFC and NFC Divisional Playoffs
- Jan. 26 AFC and NFC Championship Games
- Feb. 9 Super Bowl LIX, Caesars Superdome, New Orleans



HEAD COACH MATT LAFLEUR

LAFLEUR LEADS THE PACK

Head Coach **Matt LaFleur** (la-flew-er) led the Packers to three straight NFC North titles, is the only coach in franchise history to post 10-plus wins in each of his first three seasons with the team and is the only coach in NFL history to win at least 12 games (13) in each of his first three seasons (2019-21) as an NFL head coach (Elias Sports Bureau).

- ▶ LaFleur has led Green Bay to the playoffs in four of his five seasons (2019-21, 2023). The Packers had three postseason wins from 2019-23, **No. 7 in the NFL** over that span.
- ▶ Per Elias, LaFleur is tied for the **second-most wins in NFL history by a head coach in his first five seasons in the league:**

Head Coach	Wins In First Five Seasons
1. George Seifert	62 (1989-93)
2t. Matt LaFleur	56 (2019-23)
2t. Mike Smith	56 (2008-12)

- ▶ The Week 6 victory over Arizona marked the 60th regular-season win of LaFleur's career. Among active NFL head coaches, he became the **second fastest** (89 games) to reach 60 wins behind only Pittsburgh's Mike Tomlin (88 games). Among Green Bay head coaches, LaFleur is the **second fastest** to 60 wins behind only Vince Lombardi (82 games).
- ▶ LaFleur has the **third-highest** regular-season winning percentage among active head coaches (min. 50 games):

Head Coach	Winning Percentage
1. Jim Harbaugh, SF/LAC	.688 (49-22-1)
2. Nick Sirianni, PHI	.678 (40-19-0)
3. Matt LaFleur, GB	.674 (62-30-0)
4. Andy Reid, PHI/KC	.648 (266-144-1)
5. Sean McDermott, BUF	.650 (80-43-0)

- ▶ Dating back to 2019, the Packers are **tied for the third-best** regular-season record in the NFL and have the **top mark in the NFC:**

Team	Regular-Season Record (Since 2019)
1. Kansas City	71-20 (.780)
2. Buffalo	65-26 (.714)
3t. Green Bay	62-30 (.674)
3t. Baltimore	62-30 (.674)
5. San Francisco	58-33 (.637)

- ▶ The Packers have had at least one winning streak of three-plus games in every season under LaFleur (2019-24).
- ▶ LaFleur has guided the Packers to a 35-11 record at home (.761) in the regular season, **tied for the top home mark in the NFL** since 2019 (Buffalo).
- ▶ Since 2019, Green Bay is 27-19 on the road in the regular season, a .587 winning percentage that is **tied for No. 6 in the NFL** over that span.
- ▶ After beginning the 2023 season 1-4 in one-score games, Green Bay won five of its last six. The Packers' six wins in one-score games **tied for No. 4 in the NFL** during the 2023 regular season. Green Bay is 4-2 this season (four wins are **tied for the fourth-most in the NFL**) and 32-18 in one-score games under LaFleur, a .640 winning percentage that ranks **No. 3 in the NFL** since 2019 (Kansas City, 36-16, .692 / Pittsburgh, 40-18-1, .686).
- ▶ LaFleur (23-2) tied Guy Chamberlin (23-1-1) for the **most wins in NFL history** by a head coach in his first 25 regular-season home games (Elias).
- ▶ 2019-21 was the first time Green Bay won seven-plus games in three straight seasons at Lambeau Field since doing it in three straight years from 2010-12.
- ▶ LaFleur (39-10, .796, 2019-21) passed George Seifert

(38-10, .791, 1989-91) for the **most wins by an NFL head coach in his first three seasons** in the league (per Elias).

- ▶ LaFleur's 39 wins from 2019-21 **tied for the second most** by a coach over any three-season span in league history behind Mike Ditka's 40 wins with Chicago from 1985-87 and Reid's 40 with Kansas City from 2020-22 (Elias).
- ▶ LaFleur is the **only head coach in NFL history** to post 13-plus wins in three straight seasons (Elias).
- ▶ LaFleur tied Seifert for the **third fastest to 40 wins** by a head coach in NFL history (51 games) behind only Paul Brown (47) and Chuck Knox (50).
- ▶ LaFleur (33) **tied for the second-most wins** by a head coach in his first 40 regular-season games (Chamberlin, 34; Brown, 33).
- ▶ LaFleur reached 30 wins in his first 37 games as a head coach, **tied for the third fastest in NFL history** (Brown, 37) to reach the 30-win mark (Elias), trailing Seifert (36) and Chamberlin (35).
- ▶ According to Elias, LaFleur was the **sixth head coach since 1970** to lead his team to the conference championship game in both of his first two seasons as a head coach (2019-20), joining Jim Harbaugh (2011-12), Rex Ryan (2009-10), Barry Switzer (1994-95), Seifert (1989-90) and Don McCafferty (1970-71).
- ▶ LaFleur became just the **second NFL head coach** since the league went to a divisional format in 1967 to win 13-plus games and a division title in both of his first two seasons (2019-20), joining Seifert (1989-90).
- ▶ LaFleur (26) posted the **second-most wins in NFL history** by a coach in his first two seasons (2019-20) behind only Seifert (28 in 1989-90).
- ▶ LaFleur led the **biggest one-year win improvement** in franchise history in 2019:

Seasons	Win Improvement
1. 2018 (6) to 2019 (13)	+7
2t. 1928 (6) to 1929 (12)	+6
2t. 1958 (1) to 1959 (7)	+6
2t. 1971 (4) to 1972 (10)	+6
2t. 1988 (4) to 1989 (10)	+6

- ▶ LaFleur is 22-10 (.688), the **second-best record in the NFC North/Central** (min. 10 games) according to Elias:

Coach	NFC North/Central Record
1. Mike Ditka	58-25 (.6988)
2t. Matt LaFleur	22-10 (.6875)
2t. Bud Grant	80-36-3 (.6849)
4. Mike McCarthy	51-23-2 (.6842)

- ▶ The Packers' .688 winning percentage in division games is **No. 4 in the NFL** since 2019.
- ▶ Green Bay is 11-6 (.647) in division games at home, **tied for No. 7 in the NFL** since 2019.
- ▶ LaFleur's winning percentage of .917 (11-1) against division opponents in 2019-20 **tied for the second best** by a coach in his first two seasons as head coach, dating back to 1970 (Mike Tomlin, 11-1, .917 in 2007-08 / Mariucci, 15-1, .938 in 1997-98).
- ▶ Among head coaches who began their career since 1970, LaFleur was the **first one** to win his first seven road divisional games (Elias).
- ▶ LaFleur is the **only coach in NFL history** (Elias) to win his first 10 games against the Bears (Dennis Green won his first six for Minnesota in 1992-94). The 10-game win streak over Chicago tied for the longest by either team in the history of the series (10 straight by the Packers from 1994-98). Green Bay's 10-game streak against Chicago is tied for its second-longest winning streak against any franchise (15 games, Chicago Cardinals, 1937-46).



Two years after he co-founded the Packers with Curly Lambeau, George Calhoun began writing a piece called The Dope Sheet, which served as the official press release from 1921-24.

NOTES AFTER WEEK 9

- ▶ This is the fourth time in six seasons (2019-21, 2024) under Head Coach **Matt LaFleur** that the Packers have won six or more of their first nine games.
- ▶ The Packers have scored 24-plus points in seven of nine games this season. Green Bay joins Baltimore as the **only teams** to have seven games with 24-plus points in 2024.
- ▶ Green Bay has a point differential of plus-36 (**No. 10 in the NFL**), the highest for the Packers through the first nine games of a season since 2020 (plus-53).
- ▶ The Packers are **tied for No. 2 in the NFL** this season with five games of 400-plus yards (Baltimore leads with six). Green Bay has posted 400-plus yards in each of the last two games (Weeks 8-9) and three of the last four (Week 6).
- ▶ Green Bay has posted 375-plus yards in seven games this season (Weeks 1-4, 6, 8-9), **tied for No. 2 in the league** (San Francisco) behind Baltimore (nine), via Stathead.com.
- ▶ Green Bay has posted 160-plus rushing yards in five games this season, **tied for No. 2 in the league** behind only Baltimore (six).
- ▶ Green Bay has 772 first-half rushing yards this season, **No. 2 in the NFL** (Washington, 848).
- ▶ The Packers have 1,393 rushing yards this season, their most through nine games since 2003 (1,475).
- ▶ The Packers **lead the league** this season with two games with 175-plus rushing yards and zero sacks allowed (Week 2 and Week 6). It marks the first time since 2004 that Green Bay has done that twice in a season.
- ▶ This season was the first time since the merger that the Packers posted 420-plus rushing yards and two or fewer sacks allowed in the first two games of the season. It marked the fifth time it has happened in the NFL since 1970 (San Diego Chargers, 2006 / St. Louis Cardinals, 1979 / Dallas Cowboys, 1978 / Los Angeles Rams, 1976).
- ▶ Green Bay rushed for 237 yards on 24 carries (7.0 avg.) in the first half of Week 2, the **first time dating back to 1978** that it rushed for 200-plus yards in either half (per the Elias Sports Bureau).
- ▶ In Week 2, the Packers rushed for 164 yards on 20 carries (8.2) in the first quarter, the **most by Green Bay in any quarter** since it rushed for 166 yards in the third quarter at the St. Louis Cardinals on Sept. 29, 1985 (Elias Sports Bureau). The last NFL team to rush for that many yards in the first quarter of a game was the Denver Broncos (167 yards on Dec. 18, 2011). The Packers and Ravens (104 in Week 4) are the only NFL teams to rush for 100-plus yards in a first quarter this season.
- ▶ The Packers' 53 rushing attempts in Week 2 were their most in a game since they posted 54 attempts vs. Minnesota on Nov. 26, 1978.
- ▶ The Packers are **tied for No. 4 in the NFL** with seven TD drives of 80-plus yards this season.
- ▶ Green Bay's 92-yard TD drive early in the second quarter of Week 7 was its third TD drive of 90-plus yards this season, which matches the Packers' most in a season under LaFleur (2020 and 2021).
- ▶ The Packers rank in the **top 10 of the NFL** in the following offensive categories this season:
 Total Yards Per Game: 390.6 (No. 4)
 Yards Per Play: 6.16 (No. 4)
 Rushing Yards Per Game: 154.8 (No. 5)

- Rushing Yards Per Play: 4.98 (No. 6)
- Passing Yards Per Game: 235.8 (No. 8)
- Passing Yards Per Play: 7.61 (No. 6)
- Sacks Allowed Per Pass Att.: 4.30 pct. (No. 2)
- First Downs Per Game: 20.4 (t-No. 10)
- Average Time of Possession: 31:28 (No. 8)
- Points Per Game: 25.6 (No. 9)
- Sacks Allowed: 12 (No. 2)
- Games With Zero Sacks Allowed: 3 (t-No. 1)
- ▶ The Packers rank in the **top 10 in the NFL** in explosive plays (run of 12-plus yards or pass of 16-plus yards), explosive runs and explosive passes this season:

Team	Explosive Plays (2024)
1. Baltimore	89
2. Houston	77
3. Green Bay	74
4. Tampa Bay	72
5. Indianapolis	71

Team	Explosive Runs (2024)
1. Baltimore	36
2t. Arizona	33
2t. Indianapolis	33
4. Green Bay	31
5. Miami	29

Team	Explosive Passes (2024)
1. Houston	54
2. Baltimore	53
3. Seattle	51
4. Tampa Bay	48
5. Minnesota	46
6. N.Y. Jets	45
7t. Green Bay, two others	38

- ▶ Dating back to last season, the Packers have posted nine-plus explosive plays in six of their last 10 games (Week 18 of 2023, Weeks 1-4, Week 6 of 2024). The five-game streak that ended in Week 5 was Green Bay's longest streak with nine-plus since a five-game streak in 2011 (Weeks 13-17).
- ▶ The Packers rank at or near the top of the league in:
 Offensive Plays of 20-Plus Yards: 43 (No. 2)
 Runs of 20-Plus Yards: 11 (t-No. 2)
 Runs of 10-Plus Yards: 41 (No. 3)
 Completions of 20-Plus Yards: 32 (t-No. 2)
 Completions of 50-Plus Yards: 5 (t-No. 1)
- ▶ Green Bay has registered multiple completions of 50-plus yards in two games this season (two in Weeks 5 and 8). The Packers are **one of six teams** to record multiple completions in multiple games this season (Indianapolis, three / Jacksonville, New Orleans and Washington, two) and are the **only team** to do it in multiple games (TruMedia).
- ▶ The Packers led the league in points scored on the first possession of the second half in two of the past three seasons (56 in 2023 and 72 in 2021). Green Bay is **No. 4 in the NFL** in points scored on the first possession of the second half this season:

Team	Points Scored on First Possession of Second Half (2024)
1. Cincinnati	48
2. San Francisco	41
3. Buffalo	40
4. Green Bay	38
5. Baltimore	34

- ▶ In Week 7, the Packers limited Texans QB C.J. Stroud to a career-low 86 passing yards on 10-of-21 passing for a 58.8 rating. It was the fewest passing yards that Green Bay has allowed to a QB with 20-plus passing attempts since Seahawks QB Charlie Frye threw for 83 yards on 23 attempts at Seattle on Oct. 12, 2008.
- ▶ Green Bay is the **only NFL team** with multiple takeaways in seven games this season:

Team	Games With Multiple Takeaways (2024)
1. Green Bay	7
2t. Chicago	6
2t. Minnesota	6
2t. Pittsburgh	6
2t. San Francisco	6
6t. Three teams	5

- ▶ For the **first time since 1996**, the Packers posted multiple takeaways in each of their first six games.
- ▶ The Packers' streak of six straight games with multiple takeaways (Weeks 1-6) was their **longest single-season streak since 2002** (nine).
- ▶ After posting 18 takeaways in 2023, the Packers have 19 takeaways this season.
- ▶ Green Bay ranks **among the best in the NFL** in takeaways, interceptions and interception rate this season:

Team	Takeaways (2024)
1. Green Bay	19
2. Minnesota	17
3. Detroit	16
4t. Five teams	15

Team	Interceptions (2024)
1. Minnesota	13
2t. Detroit	11
2t. New Orleans	11
4t. Green Bay	10
4t. Pittsburgh	10
4t. San Francisco	10

Team	Interception Rate (2024)
1. Minnesota	4.11
2. San Francisco	3.85
3. Pittsburgh	3.70
4. New Orleans	3.61
5. Detroit	3.59
6. Green Bay	3.55

Team	Takeaways by Fumble (2024)
1t. Green Bay	9
1t. Indianapolis	9
3. Chicago	8
4. Buffalo	7
5t. N.Y. Giants/Tampa Bay	6

- ▶ For the **first time since 1996**, Green Bay recorded three-plus takeaways in each of the first four games of the season. The Packers were the first NFL team to accomplish the feat since the 2013 Chicago Bears.
- ▶ Weeks 1-4 this season were the first time since 2003 (Weeks 14-17) that the Packers had three-plus takeaways in four straight games (Stathead).
- ▶ The Packers are in the **top 10 in the league** in turnover differential this season:

Team	Turnover Margin (2024)
1t. Buffalo	plus-11
1t. Detroit	plus-11
3. Pittsburgh	plus-10
4. L.A. Chargers	plus-9
5. Chicago	plus-7
6. Green Bay	plus-6

- ▶ The Packers rank **No. 1 in the league** in points scored off turnovers this season:

Team	Points Off Turnovers (2024)
1. Green Bay	62
2. Buffalo	61
3t. Minnesota	58
3t. San Francisco	58
5. Chicago	57

- ▶ The Packers are **tied for No. 7 in the league** in games allowing fewer than 20 points this season (four). Green Bay is 4-0 when allowing less than 20 points in a game this season and 34-4 (.895) under LaFleur (since 2019). The Packers rank **No. 6 in the NFL** in winning percentage when holding teams to under 20 points since 2019.
- ▶ Opposing quarterbacks have averaged 3.0 yards per carry against Green Bay this season, **No. 2 in the NFL**.
- ▶ The Packers' defense ranks **No. 10** in rushing yards per game allowed (113.0), **No. 7** in rushing yards per play allowed (4.24) and **No. 7** in third-down percentage (33.01).
- ▶ Despite missing two games due to injury, QB **Jordan Love** is among the NFL's best in TD passes this season:

Player	TD Passes (2024)
1. Baker Mayfield, TB	23
2t. Joe Burrow, CIN	20
2t. Lamar Jackson, BAL	20
4t. Josh Allen, BUF	17
4t. Kirk Cousins, ATL	17
4t. Sam Darnold, MIN	17
7t. Jordan Love, GB	15
7t. Aaron Rodgers, NYJ	15

- ▶ Love ranks **No. 7 in the NFL** in TD percentage (6.3 pct.).
- ▶ Love has thrown multiple TD passes in 13 of his last 16 games, posting 35 TD passes in those contests.
- ▶ Love posted 16 straight games with 200-plus passing yards and at least one passing TD (2023: Week 8 - 2024: Weeks 1, 4-7), which was the **second-longest streak in franchise history** behind only QB Aaron Rodgers' 19-game streak from 2010-12.
- ▶ Love became the **fifth NFL QB since 1950** to have multiple TD passes in at least 16 of their first 23 career regular-season starts (16th such game in 23rd career start). Love joined Dan Marino (19), Kurt Warner (19), Patrick Mahomes (18) and Tony Romo (17).
- ▶ Love threw multiple TD passes in nine consecutive games (2023: Weeks 15-18 - 2024: Weeks 1, 4-7), the **third-longest streak in team history** behind only Rodgers' 13-game streak in 2011 and Brett Favre's 12-game streak in 1994-95. Love (25 years old) is the **fourth quarterback aged 25-or-younger** with at least two touchdown passes in nine-plus consecutive games (nine games), joining Mahomes (14 consecutive games in 2018-19), Favre (12 in 1994-95) and Marino (10 games in 1984 and nine games in 1986-87).
- ▶ Including the postseason, Love had multiple passing TDs in 11 consecutive games played (2023: Weeks 15-20 - 2024: Weeks 1, 4-7). He is the **10th QB since 1970** to have multiple passing TDs in 11 straight games (including postseason).
- ▶ Love is the **first Packers QB** to throw three-plus TD passes in three straight home games (2024: Weeks 4, 6-7) in a single season since Rodgers in 2014.

- ▶ In Week 6, Love tied his career high (Week 4 this season vs. Minnesota) with four TD passes. He became the **first Green Bay QB** to throw four-plus TD passes in back-to-back home games in a single season since Favre (1995). The performance earned Love FedEx Air NFL Player of the Week honors via a fan vote.
- ▶ Love posted career highs for passing yards (389), passing TDs (four) and completions (32) in Week 4 vs. Minnesota. It marked just the **third time in franchise history** that a Packers QB has posted 375-plus passing yards, four-plus TD passes and 30-plus completions in a game as he joins Matt Flynn (vs. Detroit on Jan. 1, 2012) and Rodgers (vs. Washington on Sept. 15, 2013).
- ▶ **S Xavier McKinney is tied for No. 1 in the league** in interceptions this season:

Player	Interceptions (2024)
1t. Xavier McKinney, GB	6
1t. Kerby Joseph, DET	6
3t. Brian Branch, DET	4
3t. Marlon Humphrey, BAL	4
3t. Jaylen McCollough, LAR	4

- ▶ McKinney has a **league-best** seven takeaways this season (six INTs, one opponent fumble recovery) and **CB Jaire Alexander is tied for No. 8 in the NFL** with three (two interceptions, one opponent fumble recovery).
- ▶ McKinney was the **first player in team history** to record six games with an INT in the first eight games of a season. Since the 1970 AFL-NFL merger, it **tied for the second-most games** with an INT in the first eight contests behind only Washington DB Lemar Parrish (seven games in 1979).
- ▶ McKinney was the first Packer since CB Willie Buchanan in 1978 to post six interceptions in the team's first eight games of the season.
- ▶ McKinney became the **first player in team history** to register an INT in each of his first five games in a Green Bay uniform. He was also the **first NFL player** since the 1970 merger with an INT in each of his first five games with a team.
- ▶ McKinney's streak of five straight games with an INT (Week 1-5) **tied for the longest streak in franchise history** (Irv Comp in 1943).
- ▶ McKinney was the **fourth NFL player since 1970** with a takeaway in each of his team's first five games of a season, joining Trevon Diggs (2021), Brian Russell (2003) and Lemar Parrish (1979).
- ▶ Dating back to last season, McKinney had at least one INT in six games (Week 18 of 2023 / Week 1-5, 2024). It tied with eight other players for the **longest INT streak since the 1970 merger**. It **tied for the sixth-longest streak in NFL history** behind only Tom Morrow (eight in 1962-63) and four players with seven.
- ▶ McKinney's seven INTs over six games (Week 18 of 2023 / Weeks 1-5, 2024) **tied for the most in the NFL since 2010** over a six-game span with Cowboys CB Trevon Diggs (2021) and Chiefs CB Marcus Peters (2015-16).
- ▶ In the third quarter of Week 5, McKinney became the first Packer to have an INT and an opponent fumble recovery in a quarter since Charles Woodson (third quarter) at Carolina in Week 2 of 2011.

- ▶ **RB Josh Jacobs ranks No. 3 in the NFL** in rushing yards this season:

Player	Rushing Yards (2024)
1. Derrick Henry, BAL	1,052
2. Saquon Barkley, PHI	925
3. Josh Jacobs, GB	762
4. Jordan Mason, SF	685

- ▶ Jacobs' 762 rushing yards are the most by a Packer through nine games since RB Ahman Green (864) in 2004.
- ▶ Jacobs ranks **No. 2 in the league** with 583 rushing yards after contact (Ravens RB Derrick Henry is No. 1 with 607), per TruMedia.
- ▶ Jacobs ranks **No. 2 in the NFL** this season with an average of 3.69 yards after contact per rush (min. 100 carries).
- ▶ Jacobs is **No. 5 in the NFL** with 890 yards from scrimmage this season.
- ▶ Jacobs is **tied for No. 5 in the NFL** this season in explosive runs (14), **tied for No. 4** in runs of 20-plus yards (six) and is **No. 5** in runs of 10-plus yards (20), per TruMedia.
- ▶ Jacobs has registered 90-plus scrimmage yards in seven games this season, **tied for No. 1 in the NFL** (Eagles RB Saquon Barkley and Henry).
- ▶ Jacobs has posted 50-plus yards from scrimmage **14 times in his last 15 games**.
- ▶ In Week 8, Jacobs posted his seventh career game with 100-plus rushing yards and two-plus rushing TD, **tied for No. 2 in the NFL** since he entered the league in 2019.
- ▶ In Week 7, Jacobs posted the first TD catch of his career on his 212th career reception. Only RB Thomas Jones (242) had more receptions prior to his first receiving TD.
- ▶ **WR Jayden Reed** passed WR Randall Cobb for the fifth-most receiving yards (1,413) by a Packers player in their first two seasons.
- ▶ Reed is the **only player in NFL history** with 100-plus catches, 1,400-plus receiving yards, 10-plus receiving TDs, 200-plus rushing yards and multiple rushing TDs in his first 25 games of his career.
- ▶ Reed has 100 career receptions, the second most by a Packer in their first 25 NFL games behind only WR Sterling Sharpe (102).
- ▶ Reed is **tied for No. 1 in the NFL** (Justin Jefferson) with 10 receptions of 25-plus yards this season, and dating back to last season, is **tied for No. 4** in that category (21).
- ▶ Among the 37 players with 35-plus catches this season, Reed ranks **No. 1 in the league** in yards per catch at 17.2. Since 2000, he is just the third Packer to post 35-plus receptions and an average of 17.0-plus yards per catch (WRs Greg Jennings, 2008; Javon Walker, 2004).
- ▶ Reed is **one of only three players** since the 1970 merger (Walker with the Broncos in 2006 and Packers WR James Lofton in 1982) to post 35-plus catches, 600-plus receiving yards, an average of 17.0-plus yards per catch and 100-plus rushing yards in the first nine games of a season.
- ▶ Among wide receivers, Reed is **No. 2 in the NFL** with 730 yards from scrimmage this season (Jefferson, 786).
- ▶ Reed is **tied for No. 4 in the NFL** with 18 explosive plays this season (Henry and Jefferson rank No. 1 with 21 each).

- ▶ Reed became the **only player in the league since the 1970 merger** to post 80-plus receptions, 1,000-plus receiving yards, 10-plus receiving TDs and 200-plus rushing yards in his first 20 NFL games.
- ▶ Reed has 10 total TDs (seven receiving, three rushing) in his last 17 games.
- ▶ Reed was the first NFL wide receiver to post a TD run of 30-plus yards in back-to-back seasons (2023-24) since Eagles WR DeSean Jackson and Jets WR Brad Smith did so in 2009-10.
- ▶ WR **Christian Watson** has six TD catches in his last 11 games played.
- ▶ TE **Tucker Kraft** has five TD catches this season, with all of them coming in the last six games.
- ▶ Kraft is on a streak of 17 consecutive games with multiple receptions, the **longest streak by a Green Bay tight end in the Super Bowl era**.
- ▶ Kraft has registered **two of the six longest catches by a Green Bay tight end** in the Super Bowl era, per the Elias Sports Bureau:
 - 10/28/1979 - Paul Coffman - 78
 - 12/18/193 - Paul Coffman - 74
 - 11/04/2012 - Tom Crabtree - 72
 - 10/27/2024 - Tucker Kraft - 67
 - 10/6/2024 - Tucker Kraft - 66
 - 10/10/1993 - Jackie Harris - 66
- ▶ Kraft is the **first Packer tight end** to post at least two catches of 65-plus yards (two) in a season in the Super Bowl era. Kraft is just the **fourth NFL tight end** to accomplish that feat since 2000, joining George Kittle (three in 2018), Mark Andrews (two in 2018) and Vance McDonald (two in 2016).
- ▶ Among NFL tight ends, Kraft ranks near the top of the league this season in a few categories (TruMedia):

Tight End	Receiving TDs (2024)
1. George Kittle, SF	6
2. Tucker Kraft, GB	5
3t. Mark Andrews, BAL	4
3t. Cade Otton, TB	4

Tight End	Yards After the Catch (2024)
1. Brock Bowers, LV	300
2. Tucker Kraft, GB	259
3t. Cade Otton, TB	210
3t. Kyle Pitts, ATL	210
5. Jake Ferguson, DAL	200

Tight End	Yards Per Reception (2024)
1. Kyle Pitts, ATL	14.3
2. Sam LaPorta, DET	13.6
3. Tucker Kraft, GB	13.4
4. Grant Calcaterra, PHI	12.7
5. George Kittle, SF	12.6

Tight End	YAC Per Reception (2024)
1. Tucker Kraft, GB	9.3
2. Sam LaPorta, DET	8.3
3. Isaiah Likely, BAL	7.1

- ▶ Kraft posted the most receptions (55) by a Packer tight end in his first 25 NFL games (since 1970).
- ▶ Kraft ranks **No. 5 in the NFL and No. 1** among tight ends in receiving-TD percentage this season (17.9).

- ▶ WR **Dontayvion Wicks** is just the **fifth player in team history** to register four-plus TD catches in both of first two seasons in the league (2023-24), joining Don Hutson (1935-36), Billy Howton (1952-53), James Lofton (1978-79) and Christian Watson (2022-23).
- ▶ All four of Wicks' TD catches this season have come at Lambeau Field. Dating back to last season, he has posted six TD catches in his last six home games.
- ▶ QB **Malik Willis** posted at least one passing TD, no INTs, a 120-plus rating and an average of 8.5-plus yards per attempt in each of his first three games with the Packers in which he had a minimum of five passing attempts (Weeks 2-3, 8). Willis is the first to do that since John Hadl did it in his first four games with five-plus passing attempts for the Rams in 1973 (Elias).
- ▶ In Week 8, LB **Edgerrin Cooper** became the **first Green Bay rookie since 2000** to post eight-plus tackles (eight), a sack (one), a forced fumble (one) and a pass defended (one) in a game.
- ▶ K **Brandon McManus** became the **first kicker in NFL history** to make a game-winning field goal as time expired in both of his first two games with a team (Elias).
- ▶ McManus and Arizona K Chad Ryland became the **first kickers since 2022** (Greg Joseph with Minnesota in Weeks 15-16) to convert a game-winning field goal on the final play of a game in consecutive weeks.
- ▶ P **Daniel Whelan** ranks in the top 10 in net punting average overall and at home:

Player	Net Punting Average (2024)
1. Jack Fox, DET	47.4
2. Logan Cooke, JAX	45.9
3. Ryan Rehkow, CIN	44.6
4. A.J. Cole, LV	44.3
5t. Daniel Whelan, GB	43.9
5t. Corey Bojorquez, CLE	43.9
7. Matt Araiza, KC	43.6

Player	Net Punting Average At Home (2024)
1. Daniel Whelan, GB	49.8
2. Jack Fox, DET	48.4
3. Ryan Rehkow, CIN	47.9
4. J.K. Scott, LAC	46.4
5. Blake Gillikin, ARI	44.2

- ▶ Whelan has punted 14 times this season at Lambeau Field, placing eight of those punts inside the 20. Eight of his 14 punts at home have been for 50-plus yards.
- ▶ Whelan punted five times for 284 yards in Week 7, a 56.8-yard gross average that is the second-best single-game average in team history (min. four punts) behind only Roy McKay's 61.6-yard average on five punts vs. the Chicago Cardinals on Oct. 28, 1945.
- ▶ Whelan's net average of 51.6 yards in Week 7 is the top single-game mark in team history (since 1976, min. four punts).
- ▶ Whelan posted a career-long 74-yard punt in the second quarter of Week 4. Dating back to 2000, it was the second-longest punt by a Packer behind only Corey Bojorquez's 82-yarder at Chicago on Oct. 17, 2021.
- ▶ DL **Rashan Gary** and **Kenny Clark** are tied for **No. 9 in team history** with 34.0 sacks. They trail Tony Bennett (1990-93), who is No. 8 with 36.0 career sacks.

AWARDS

- ▶ **S Xavier McKinney** earned **NFC Defensive Player of the Month** honors for October (Weeks 5-8). McKinney was the only NFL player with multiple interceptions (two), a sack (one) and a fumble recovery (one) in Weeks 5-8. It is his first career Player of the Month honor and he is the third Packers defensive back to earn Defensive Player of the Month, joining Pro Football Hall of Famer Charles Woodson (three-time winner) and Atari Bigby (December 2007). McKinney is the third former University of Alabama safety to earn Player of the Month Honors, joining Landon Collins (November 2016) and Eddie Jackson (November 2018).
- ▶ **LB Edgerrin Cooper** was named **NFC Defensive Player of the Week** for Week 8 (October 24, 27-28). He posted eight tackles (four solo), a sack, a forced fumble and a pass defensed in the 30-27 win at Jacksonville. Cooper is the first rookie with five-plus tackles, a sack and a forced fumble in a game this season. It is Cooper's first career Player of the Week Award, becoming the first Packers rookie to win Defensive Player of the Week since Clay Matthews (Week 13, 2009). He joins Von Miller (Week 11, 2011) as the only former Texas A&M players to win Defensive Player of the Week as a rookie.
- ▶ In Week 6, **QB Jordan Love** was voted FedEx Air NFL Player of the Week by the fans after he tied his career high (Week 4 this season vs. Minnesota) with four TD passes and became the **first Green Bay QB** to throw four-plus TD passes in back-to-back home games in a single season since Favre (1995).

A LOOK AT THE SCHEDULE

The Green Bay Packers' 2024 NFL schedule will feature 17 regular-season games and three preseason games. It is highlighted by five prime-time contests (subject to flexible scheduling) on the original schedule for the 11th straight year (2014-24). Of the 14 opponents on the schedule, 11 of those teams finished with a record of .500-plus last season, tied for the third most in the NFL behind the 12 that Cleveland and Baltimore face. The Packers have seven games against 2023 playoff teams.

- ▶ With the three-game preseason schedule implemented in 2021, the Packers will alternate between hosting one and two preseason games each year. This year, the Packers will start with two road games, first at the Cleveland Browns and then at the Denver Broncos. The Baltimore Ravens will come to Lambeau Field to close out the preseason. The matchup with the Ravens is designated as the Packers Give Back Game, with a benefiting charity to be highlighted through the game and surrounding activities.
- ▶ This year will be the first time that nine regular-season games will be played at Lambeau Field. As previously announced, the Gold package will receive the ninth regular-season game this year, the first year the ninth game will be hosted at Lambeau Field. Green package season ticket holders will receive their typical allotment of regular-season games (six) and will also receive this year's preseason contest. The next time Lambeau Field hosts the ninth regular-season game, the Green package will receive that game and the Gold package will receive the preseason contest.
- ▶ The Packers opened the season in São Paulo, Brazil, marking the sixth straight year and the 10th time in the last 12 seasons that Green Bay has started the season as the road team. Green Bay is the only team in the NFL to open the season as the road team each of the last six years (2019-24).
- ▶ Week 2 saw Green Bay facing the Indianapolis Colts in the home opener, marking the first time the Packers faced an AFC team in the home opener since 2014 against the New York Jets.
- ▶ Green Bay went back on the road in Week 3 as it traveled to Nashville to take on the Tennessee Titans. It was the earliest visit to Nashville to play the Titans and the second-earliest visit against the franchise (Week 1 at Houston Oilers in 1983).
- ▶ The first NFC North opponent the Packers faced was the Minnesota Vikings at home in Week 4.
- ▶ Green Bay faced a pair of NFC West teams in Weeks 5-6. First, the Packers went to Los Angeles to play the Rams, who Green Bay won its ninth game regular sea-

son game against out of the last 10 matchups against, before welcoming the Arizona Cardinals to Lambeau Field. Dating back to 1955, Green Bay improved to 9-1 against the Cardinals at home.

- ▶ Green Bay will take on a couple AFC teams after that with a home game against the Houston Texans in Week 7 and a road trip to take on the Jacksonville Jaguars in Week 8. The Packers improved to 5-1 in the Texans series, including wins in the last four contests and improved to 6-2 against the Jaguars, including wins in each of the last four matchups. Both contests finished with a walk-off field goal by the Packers.
- ▶ A home game against the Detroit Lions in Week 9 preceded the bye week, which comes in Week 10 for the first time since 2012. It marks the fourth time in six seasons under Head Coach Matt LaFleur that the Packers' bye has been Week 10 or later.
- ▶ The Packers stay in the division for a matchup at the Chicago Bears in Week 11. Including a 2010 playoff victory at Chicago, Green Bay has won 25 of the last 30 meetings between the rivals at Soldier Field, including 13 of the last 14.
- ▶ Week 12 will see Green Bay welcome the San Francisco 49ers to Lambeau Field. The Packers have won seven of the last eight regular-season home games against the 49ers.
- ▶ Week 13 will be a short week for the Packers as they will play at home against the Miami Dolphins on Thanksgiving night. It is the second straight year that Green Bay has played on Thanksgiving but only the second time at home on the holiday since 1923 (Chicago, 2015). It starts a run of four consecutive prime-time games, which would be the first time the Packers have played four straight prime-time games in a single season since the merger (Elias Sports Bureau).
- ▶ The Packers start December on Thursday night in Week 14 at Detroit, where Green Bay has won three of the last five contests.
- ▶ The Packers go west in Week 15 to face the Seattle Seahawks on a Sunday night. Green Bay has not played at Seattle since 2018 and the Packers last won in Seattle in 2008.
- ▶ For the 32nd straight season (1993-2024), Green Bay will play on *Monday Night Football* as it hosts the New Orleans Saints in Week 16.
- ▶ For the fourth straight season and the fifth time in the last six years, the Packers will finish the regular season with back-to-back NFC North contests. For the second consecutive season, they will travel a state over to take on the Vikings in Week 17 and then return home to face the Bears in the season finale on a date and time to be determined.

A CLOSER LOOK AT THE 2024 OPPONENTS:

		Last Overall	Last Lambeau Field
Home Games	'23 Record	Meeting/Result	Meeting/Result
Colts	9-8	11/22/20, L, 34-31 (OT)	11/6/16, L, 31-26
Vikings	7-10	12/31/23, W, 33-10	10/29/23, L, 24-10
Cardinals	4-13	10/5/20, W, 30-16	10/5/20, W, 30-16
Texans	10-7	10/25/20, W, 35-20	12/4/16, W, 21-13
Lions	12-5	11/23/23, W, 29-22	9/28/23, L, 34-20
49ers	12-5	*1/20/24, L, 24-21	*1/22/22, L, 13-10
Dolphins	11-6	12/25/22, W, 26-20	11/11/18, W, 31-12
Saints	9-8	9/24/23, W, 18-17	9/24/23, W, 18-17
Bears	7-10	1/7/24, W, 17-9	1/7/24, W, 17-9
Totals	81-72	(.529)	
Road Games	'23 Record	Last Overall Meeting/Result	Last Meeting at Site/Result
Eagles	11-6	11/27/22, L, 40-33	11/27/22, L, 40-33
Titans	6-11	11/17/22, L, 27-17	11/13/16, L, 47-25
Rams	10-7	11/5/23, W, 20-3	10/28/18, L, 29-27
Jaguars	9-8	11/15/20, W, 24-20	9/11/16, W, 27-23
Bears	7-10	1/7/24, W, 17-9	9/10/23, W, 38-20
Lions	12-5	11/23/23, W, 29-22	11/23/23, W, 29-22
Seahawks	9-8	11/14/21, W, 17-0	11/15/18, L, 27-24
Vikings	7-10	12/31/23, W, 33-10	12/31/23, W, 33-10
Totals	71-65	(.522)	
Overall	152-137	(.526)	
+ - NFC Wild Card Playoff			
^ - NFC Divisional Playoff			
* - NFC Championship			

CONSECUTIVE-SELLOUT STREAK

Due to health-and-safety concerns, the Packers made the decision to first not have fans at home games and then to sell a limited number tickets to a few home games in 2020 due to the pandemic, which put a pause to the franchise's sellout streak. The Packers were happy to welcome back full crowds for the 2021 season and after Week 9 against the Detroit Lions this season, the sellout streak moved to 378 regular-season games at Lambeau Field (not including replacement games).

- ▶ The league's longest-tenured stadium, Lambeau Field is hosting its 68th season of football in 2024. For the victory over Seattle in the Divisional round of the 2019 playoffs, 78,998 Packers fans filled Lambeau Field for the second-highest paid attendance in stadium history (79,704 in the Divisional round of the 2014 playoffs versus Dallas).
- ▶ Across American professional sports, only Boston's Fenway Park (1912) and Chicago's Wrigley Field (1914) have longer tenures.
- ▶ Including the postseason, Green Bay is 279-139-6 (.667) at Lambeau Field (1957-2024).
- ▶ Under Head Coach **Matt LaFleur**, the Packers are 37-13 at home (including the postseason), a .740 winning percentage that ranks **No. 3 in the NFL** since 2019 (Kansas City ranks No. 1, 42-13, .764).

PACKERS DIGITAL AND SOCIAL MEDIA

Media and fans can visit www.packers.com and follow the Packers on social media for the most up-to-date information throughout the season.

- ▶ On-demand video clips of all general manager, head coach, coordinator and player interviews will be available on the website.
- ▶ Video conferences will be live streamed on packers.com, the Packers' mobile app, CTV app (Apple TV, Roku, Amazon Fire TV), Facebook, X/Twitter, and YouTube.
- ▶ Daily written stories covering practice and interviews with Head Coach Matt LaFleur, assistant coaches and players will be available on the website.
- ▶ Fun 'off-the field' videos will be shared to give fans a closer look at this year's team.
- ▶ Follow the Packers on social media on Instagram, TikTok, Facebook, X, Snapchat, and YouTube.

REPLAY CHALLENGES - REGULAR SEASON

Packers

Season	Challenge Used	Challenge Overturned
2024	3	0
2023	7	2
2022	6	4
2021	7	3
2020	3	2
2019	8	4
2018	3	1
2017	3	2
2016	5	3
2015	5	4
2014	3	0
2013	5	2
2012	8	5
2011	9	5
2010	6	3
2009	14	5
2008	7	4
2007	11	5
2006	4	2
2005	7	1

Opponent

Season	Challenge Used	Challenge Overturned
2024	4	3
2023	6	3
2022	4	3
2021	5	3
2020	7	5
2019	9	3
2018	4	4
2017	8	6
2016	4	2
2015	4	1
2014	5	3
2013	5	4
2012	4	2
2011	7	3
2010	11	3
2009	8	2
2008	8	1
2007	5	0
2006	11	4
2005	6	0

PRONUNCIATION GUIDE

PLAYERS

Jaire Alexander	ji-air
Corey Ballentine	BAL-en-tine
Romeo Doubs	DOBBS
Kingsley Enagbare	ee-nag-BAR-ee
Elgton Jenkins	EL-ton
Xavier McKinney	ZAY-vier
Keisean Nixon	KEY-shawn
Kitan Oladapo	.kuh-TAWN oh-luh-DAPP-oh
Matt Orzech	.OR-zick
Robert Rochell	roh-SHELL
Spencer Rolland	.RAH-land
Carrington Valentine	CAIR-ing-ton
Daniel Whelan	WEE-lan
Dontayvion Wicks	don-TAY-vee-in

COACHES/FRONT OFFICE

Rich Bisaccia	bis-SOTCH-ee-uh
Anthony Campanile	camp-uh-nell-ee
Tom Clements	KLEMM-ints
Wendel Davis	WEN-del
Ryan Downard	DOWN-erd
Sean Duggan	DUG-an
Rob Grosso	.GROW-so
Brian Gutekunst	GOO-tuh-kunst
Matt LaFleur	la-flew-er
Ryan Mahaffey	muh-HAFF-ee
Vince Oghobaase	oh-guh-BAH-see
Jason Rebrovich	reb-row-vitch
Adam Stenavich	STEN-uh-vitch

BRIAN GUTEKUNST INTERVIEWS

- ▶ One-on-one interviews with Gutekunst should be arranged through Jason Wahlers (wahlersj@packers.com).

MATT LaFLEUR PRESS CONFERENCES

- ▶ During the regular season, LaFleur generally will be available in-person to media in the media auditorium on Monday, Wednesday, Thursday, Friday and after games.
- ▶ One-on-one interviews with LaFleur should be arranged through Jason Wahlers (wahlersj@packers.com).

PLAYER INTERVIEWS

- ▶ During the regular season, players on the active roster will be available in-person to media in the locker room generally on Monday, Wednesday, Thursday, Friday and following games.
- ▶ All interviews with players on the practice squad or injured reserve need to be requested and approved through the communications department.
- ▶ At the conclusion of all games, players will be made available following the NFL's standard "cooling-off" period.
- ▶ Any requests to interview players other than on the aforementioned days should be directed to a member of the Packers' communications department.

ASSISTANT COACH AVAILABILITY

- ▶ Coordinators – Adam Stenavich (offense), Jeff Hafley (defense) and Rich Bisaccia (special teams) – will continue to serve as primary spokesmen in their respective areas.
- ▶ During the regular season, coordinators will be available in-person to a limited number of media in the media auditorium once a week. Offensive and defensive position coaches generally will be available in-person. Specific availability will be included in our weekly advisory.
- ▶ Following games, LaFleur will be the only coach available to the media.
- ▶ Position coaches are available for questions on specific players and their position group only. Broader interview topics need to be directed to the respective coordinators.
- ▶ No assistant coach should be contacted directly by telephone (at his desk, home or on his cell phone), or by email. All interviews must be arranged through the communications department.
- ▶ Sarah Quick (quicks@packers.com) serves as the primary contact for assistant coaches. In her absence, feel free to contact another member of the communications staff.

PRACTICE ACCESS, PHOTOGRAPHY AND SOCIAL-MEDIA GUIDELINES

- ▶ During the regular season, practices will be open to local media who regularly cover the team for designated periods during the beginning of each session. Also as in prior years, photo/video opportunities will be limited to the beginning portions of practice.
- ▶ The team reserves the right to limit photography/video to certain periods for competitive reasons. This restriction applies to both training-camp and regular-season practices.
- ▶ During practice periods in which B-roll and still photography are NOT permitted, the media may not utilize camera phones, either. The communications staff will alert the media of the permissible "shooting" periods before and during each practice.
- ▶ Video of practice or press conferences by an individual or media outlet can be posted on social-media sites in compliance with the NFL online-content policy.
- ▶ No live-streaming or live broadcast of practice or press conferences or open locker room is permitted by an individual or media outlet at any time on any platform.
- ▶ NO entries about specific schemes, personnel groupings or anything that might be related in any way to game planning. If you have ANY questions about this, please ask a member of the Packers' communications staff before posting.
- ▶ NO entries regarding "football communications," including specific exchanges between coaches and players that might be overheard. Acknowledgement that the conversation occurred is acceptable, but we ask that the details of the conversation be withheld.
- ▶ NO detailed speculation as to the potential nature or severity of an injury. Once again, acknowledging that an injury occurred and providing general details (i.e., "right leg ..." or "left wrist ...") is permitted, but anything beyond that would be purely speculative and possibly inaccurate.
- ▶ Media are NOT permitted to photograph or shoot b-roll of injured players rehabbing on the practice field.
- ▶ Photographers (video and still) are asked to avoid filming, photographing, printing and/or airing any shots of any injury situation, while the injury occurs, while trainers attend to/treat the injured player, and while the player is leaving the field, either on his own or with aid. This includes minor injuries.
- ▶ Tripods are not allowed to be used while filming from the sideline.

NFL ONLINE-CONTENT POLICY

- ▶ Accredited Organizations may supplement its traditional media distribution platform (e.g., newspaper, television, radio) with other new media distribution platforms that it controls (e.g., websites, official social

media accounts, applications, podcasts), provided that, with respect to such new media distribution platforms: (i) any use of film or video or digital still images is limited to a reasonable amount or number (as applicable), and used only to illustrate or support news and editorial coverage of the Game or Event (as opposed to use in connection with or on commercial products (e.g., apparel, posters, commemorative programs, or other types of souvenir or other merchandise, or sponsored content) purposes; (ii) any use of film or video or digital still images is not used to create Simulated Video of game action; (iii) no video of game action is used (except that, if the Accredited Organization is a television broadcaster, Game or Event highlights may be shown as part of a single, non-archived, online “simulcast” of any regularly scheduled television news programming the Accredited Organization may broadcast, provided it adheres to the limits on such broadcasts set forth below); and (iv) use of non-game audio and video content obtained as a result of credentialed card access (e.g., press conferences, training camp, practice and/or interviews at NFL venues or events): (1) must be limited to 90 seconds maximum per day (180 seconds maximum -- 90 seconds per Member Club -- in two-Member Club markets), (2) may not be posted or streamed “live” or in real time in any form or medium and may not be archived (i.e., made available for on-demand public access for more than 24 hours after posting, etc.), (3) may appear only in an editorial context (i.e., no sponsorship, merchandising or advertising integrated with or around the content, including digital advertising, etc.), and (4) must be accompanied by links back to NFL.com and to the applicable Member Club’s web site.

INJURY INFORMATION

- ▶ All injury information will be issued by Head Coach Matt LaFleur. Please do not address injury questions to another coach or staff member.

CELL PHONES

- ▶ The team does not tolerate cell-phone distractions at practice. Please set all phones to off or vibrate. Phone conversations are strongly discouraged, but if necessary, should be conducted well away from the field.

POOL REPORTER

- ▶ As assigned by the Professional Football Writers of America (PFWA), the Green Bay pool reporter for this season is Rob Demovsky of ESPN.com.

MISCELLANEOUS

- ▶ All items brought to practice (cameras, bags, tripods, equipment, etc.) should be stored against the wall,

away from the field, for safety reasons.

- ▶ Food is not allowed during practice.
- ▶ Any equipment not stored should be held at all times; when avoiding oncoming action, it is important that anything in your possession moves as you move.
- ▶ No players or coaches may be actively engaged in conversation or interviewed while practice is in progress.

CREDENTIALS

- ▶ All credential requests may be requested through Sarah Quick, assistant director of communications, via email: quicks@packers.com. All media must now register in Accredited. Credentials will not be mailed. Credentials can be picked up on gameday at Media Will Call on the south side of the stadium near the Invalisalign Gate. Media Will Call opens four hours prior to kickoff.

PHOTO CREDENTIALS

- ▶ Photo credentials will not be issued to freelance photographers unless on a specific assignment from an accredited organization. Credentials are not provided to “grips” due to space limitations.

STADIUM ACCESS

- ▶ Please enter through the loading dock/security entrance with your 2024 non-gameday credential. Those with a simplex card can enter through the media workroom entrance. Please email Sarah Quick (quicks@packers.com) if a day pass is needed.

GAME-CREDENTIAL DEADLINES

- ▶ Following are credential application deadlines for the Packers’ regular-season games. All written requests should be directed to Sarah Quick via email at quicks@packers.com.
- ▶ at Chicago Bears – Monday, Nov. 11 by 10 a.m.
- ▶ vs. San Francisco 49ers – Wednesday, Nov. 20 by noon
- ▶ vs. Miami Dolphins – Monday, Nov. 25 by 10 a.m.
- ▶ at Detroit Lions – Thursday, Nov. 28 by noon
- ▶ at Seattle Seahawks – Monday, Dec. 9 by 10 a.m.
- ▶ vs. New Orleans Saints – Wednesday, Dec. 18 by noon
- ▶ at Minnesota Vikings – Monday, Dec. 23 at 10 a.m.
- ▶ vs. Chicago Bears – Tuesday, Dec. 31 by 12 noon

ROSTER/ALPHABETICAL

NO.	NAME	POS	HT	WT	DOB	EXP	COLLEGE	HOMETOWN	HOW ACC
23	Alexander, Jaire	CB	5-10	196	2/9/1997	7	Louisville	Mint Hill, N.C.	D1-18
39	Anderson, Zayne	S	6-2	206	1/3/1997	2	Brigham Young	Stansbury Park, Utah	W-23 (Buf.)
26	Ballentine, Corey	CB	5-11	196	4/13/1996	6	Washburn	Tecumseh, Kan.	FA-22
30	Brooks, Chris	RB	6-1	219	1/11/2000	2	Brigham Young	Oceanside, Calif.	FA-24
94	Brooks, Karl	DL	6-3	296	5/8/2000	2	Bowling Green	Lansing, Mich.	D6a-23
20	Bullard, Javon	S	5-10	198	9/5/2002	R	Georgia	Milledgeville, Ga.	D2a-24
97	Clark, Kenny	DL	6-3	314	10/4/1995	9	UCLA	Rialto, Calif.	D1-16
56	Cooper, Edgerrin	LB	6-2	229	11/17/2001	R	Texas A&M	Covington, La.	D2a-24
57	Cox Jr., Brenton	DL	6-4	250	1/50/2000	2	Florida	Stockbridge, Ga.	FA-23
73	Dillard, Andre	T	6-5	315	10/3/1995	6	Washington State	Woodinville, Wash.	FA-24
87	Doubs, Romeo	WR	6-2	204	4/13/2000	3	Nevada	Los Angeles, Calif.	D4a-22
55	Engabare, Kingsley	DL	6-4	258	1/18/2000	3	South Carolina	Atlanta, Ga.	D5-22
86	FitzPatrick, John	TE	6-7	262	3/9/2000	3	Georgia	Atlanta, Ga.	FA-24 (PS-Alt.)
52	Gary, Rashan	DL	6-5	277	12/3/1997	6	Michigan	Paramus, N.J.	D1a-19
79	Glover, Travis	T	6-6	317	8/17/2000	R	Georgia State	Vienna, Ga.	D6-24
18	Heath, Malik	WR	6-2	213	3/31/2000	2	Mississippi	Jackson, Miss.	FA-23
59	Hopper, Ty Ron	LB	6-2	228	4/26/2001	R	Missouri	Roswell, Ga.	D3a-24
8	Jacobs, Josh	RB	5-10	223	2/11/1998	6	Alabama	Tulsa, Okla.	UFA (LV)-24
74	Jenkins, Elgton	G/T	6-5	311	12/26/1995	6	Mississippi State	Clarksdale, Miss.	D2-19
85	Kraft, Tucker	TE	6-5	259	11/3/2000	2	South Dakota State	Timber Lake, S.D.	D3-23
10	Love, Jordan	QB	6-4	219	11/2/1998	5	Utah State	Bakersfield, Calif.	D1-20
58	McDuffie, Isaiah	LB	6-1	227	7/21/1999	4	Boston College	Buffalo, N.Y.	D6b-21
29	McKinney, Xavier	S	6-0	201	8/9/1999	5	Alabama	Roswell, Ga.	UFA (NYG)-24
17	McManus, Brandon	K	6-3	201	7/25/1981	11	Temple	Lansdale, Pa.	FA-24
60	Melton, Bo	WR	5-11	189	5/18/1999	1	Rutgers	Egg Harbor City, N.J.	FA-22 (PS-Sea.)
82	Monk, Jacob	C/G	6-3	308	6/4/2000	R	Duke	Wendell, N.C.	D5a-24
77	Morgan, Jordan	T/G	6-5	311	8/4/2001	R	Arizona	Tucson, Ariz.	D1-24
53	Mosty, Arron	DL	6-3	250	4/13/1999	2	Fresno State	Sanger, Calif.	W-23 (Car.)
71	Myers, Josh	C/G	6-5	310	7/16/1998	4	Ohio State	Miamisburg, Ohio	D2-21
25	Nixon, Keisean	S	6-10	200	6/22/1997	6	South Carolina	Los Angeles, Calif.	FA-22
27	Odapao, Kitan	S	6-2	216	10/10/2000	R	Oregon State	Portland, Ore.	D5b-24
42	Orzech, Matt	LS	6-3	245	4/2/1995	5	Azusa Pacific	Menifee, Calif.	UFA (LAR)-23
11	Reed, Jayden	WR	5-11	187	4/28/2000	2	Michigan State	Naperville, Ill.	D2b-23
75	Rhyan, Sean	G	6-5	321	9/15/2000	3	UCLA	San Juan Capistrano, Calif.	D3-22
89	Sims, Ben	TE	6-5	250	5/16/2000	2	Baylor	San Antonio, Texas	W-23 (Min.)
93	Slaton, T.J.	DL	6-4	330	10/3/1997	4	Florida	Plantation, Fla.	D5a-21
91	Smith, Preston	DL	6-5	265	11/17/1992	10	Mississippi State	Stone Mountain, Ga.	UFA (Was.)-19
21	Stokes, Eric	CB	6-1	194	3/1/1989	4	Georgia	Covington, Ga.	D1-21
76	Telford, Kadeem	T	6-7	322	11/10/1998	3	UAB	Miami, Fla.	FA-23
50	Tom, Zach	OL	6-4	304	3/26/1999	3	Wake Forest	Baton Rouge, La.	D4b-22
24	Valentine, Carrington	CB	6-0	189	9/9/2001	2	Kentucky	Cincinnati, Ohio	D7a-23
90	Van Ness, Lukas	DL	6-5	272	7/6/2001	2	Iowa	Barrington, Ill.	D1-23
7	Walker, Quay	LB	6-4	241	5/18/2000	3	Georgia	Cordale, Ga.	D1a-22
63	Walker, Rasheed	T	6-6	324	2/10/2000	3	Penn State	Waldorf, Md.	D7c-22
9	Watson, Christian	WR	6-4	208	5/13/1999	3	North Dakota State	Tampa, Fla.	D2-22
19	Whelan, Daniel	P	6-5	216	2/10/1999	2	UC Davis	Rancho Mirage, Calif.	FA-23
13	Wicks, Dontayvion	WR	6-1	206	6/16/2001	2	Virginia	Plaquemine, La.	D5b-23
33	Williams, Evan	S	5-11	200	7/28/2001	R	Oregon	Mountain View, Calif.	D4-24
2	Willis, Malik	QB	6-1	225	5/25/1999	3	Liberty	Roswell, Ga.	T-24 (Ten.)
45	Wilson, Emanuel	RB	5-10	226	5/8/1999	2	Fort Valley State	Huntersville, N.C.	FA-23
96	Wilson, Eric	LB	6-1	230	9/26/1994	8	Cincinnati	Redford, Mich.	FA-22 (PS-NIO)
45	Wooden, Colby	DL	6-4	273	12/21/2000	2	Auburn	Lawrenceville, Ga.	D4-23
95	Wyatt, Devonte	DL	6-3	304	3/31/1998	3	Georgia	Decatur, Ga.	D1b-22
Injured Reserve (5)									
84	Davis, Tyler	TE	6-4	252	4/2/1997	5	Georgia Tech	Bellmore, N.Y.	FA-21 (PS-Ind.)
28	Dillon, AJ	RB	6-0	247	5/2/1998	5	Boston College	Groton, Mass.	D2-20
44	Goforth, Ralen	LB	6-1	227	11/2/2000	R	Washington	Bellflower, Calif.	FA-24
32	Lloyd, MarShawn	RB	5-9	220	1/5/2001	R	Southern California	Hyattsville, Md.	D3a-24
88	Musgrave, Luke	TE	6-6	253	9/2/2000	2	Oregon State	Bend, Ore.	D2a-23
Practice Squad (17)									
49	Alexandre, Deslin	DL	6-3	264	6/11/1998	1	Pittsburgh	Deerfield Beach, Fla.	FA-24
40	Brown, Omar	S	6-1	205	10/12/2000	R	Nebraska	Minneapolis, Minn.	FA-24
6	Clifford, Sean	QB	6-2	218	7/14/1998	2	Penn State	Cincinnati, Ohio	D5a-23
44	Davis, Jamin	LB	6-3	234	12/12/1998	4	Kentucky	Ludowici, Ga.	FA-24
65	Ester, James	DL	6-3	289	8/30/2001	R	Northern Illinois	Detroit, Mich.	FA-24
99	Ford, Jonathan	DL	6-5	338	9/29/1998	2	Miami (Fla.)	Fort Lauderdale, Fla.	D7b-22
36	Hadden, Kamal	CB	6-1	192	1/17/2001	R	Tennessee	River Rouge, Mich.	FA-24
16	Hale, Alex	K	6-1	203	3/7/1998	R	Oklahoma State	East Gosford, Australia	FA-24
81	Hicks, Julian	WR	6-2	201	9/29/1999	R	Albany	Mayfield, Ohio	FA-24
67	Jennings, Donovan	G/T	6-4	323	11/24/1999	R	South Florida	Tampa, Fla.	FA-24
83	Johnson, Cornelius	WR	6-3	212	11/29/2000	R	Michigan	Greenwich, Conn.	FA-24
34	King, Kalen	CB	5-11	190	1/28/2003	R	Penn State	Detroit, Mich.	D7b-24
82	Knowles, Malik	WR	6-2	196	8/17/2000	1	Kansas State	Mansfield, Texas	FA-24
38	Merrifweather, Ellis	RB	6-1	220	4/7/1999	1	Massachusetts	Alphaetta, Ga.	FA-23
22	Rochell, Robert	CB	6-0	193	4/26/1998	4	Central Arkansas	Shreveport, La.	FA-23 (PS-Car.)
72	Rolland, Spencer	T	6-6	306	9/11/1999	R	North Carolina	Apple Valley, Minn.	FA-24
48	Swinson, Messiah	TE	6-7	259	4/20/2000	R	Arizona State	Brookville, N.Y.	FA-24

ROSTER/NUMERICAL

NO.	NAME	POS	HT	WT	DOB	EXP	COLLEGE	HOMETOWN	HOW ACC
2	Malik Willis	QB	6-1	225	5/25/1999	3	Liberty	Roswell, Ga.	T-24 (Ten.)
7	Quay Walker	LB	6-4	241	5/8/2000	3	Georgia	Cordale, Ga.	D1a-22
8	Chris Jacobs	RB	5-10	223	2/11/1998	6	Alabama	Tulsa, Okla.	UFA (LV)-24
9	Christian Watson	WR	6-4	208	5/12/1999	3	North Dakota State	Tampa, Fla.	D2-22
10	Jordan Love	QB	6-4	219	11/2/1998	5	Utah State	Bakersfield, Calif.	D1-20
11	Jayden Reed	WR	5-11	187	4/28/2000	2	Michigan State	Naperville, Ill.	D2b-23
13	Dontayvion Wicks	WR	6-1	206	6/16/2001	2	Virginia	Plaquemine, La.	D5b-23
17	Brandon McManus	K	6-3	201	7/25/1991	11	Temple	Lansdale, Pa.	FA-24
18	Malik Heath	WR	6-2	213	3/31/2000	2	Mississippi	Jackson, Miss.	FA-23
19	Daniel Whelan	P	6-5	216	2/10/1999	2	UC Davis	Rancho Mirage, Calif.	FA-23
20	Javon Bullard	S	5-10	198	9/5/2002	2	Georgia	Milledgeville, Ga.	D2b-24
21	Eric Stokes	CB	6-1	194	3/1/1999	4	Georgia	Covington, Ga.	D1-21
23	Jaire Alexander	CB	5-10	196	2/9/1997	7	Louisville	Mint Hill, N.C.	D1-18
24	Carrington Valentine	CB	6-0	189	9/9/2001	2	Kentucky	Cincinnati, Ohio	D7a-23
25	Keisean Nixon	CB	5-10	200	6/22/1997	6	South Carolina	Los Angeles, Calif.	FA-22
26	Corey Ballentine	CB	5-11	196	4/13/1996	6	Washburn	Tecumseh, Kan.	FA-22
27	Kitan Oladapo	S	6-2	216	10/10/2000	1	Oregon State	Portland, Ore.	FA-22
29	Xavier McKinney	S	6-0	201	8/9/1999	5	Alabama	Roswell, Ga.	UFA (NWG)-24
30	Chris Brooks	RB	6-1	219	1/11/2000	2	Brigham Young	Oceanside, Calif.	FA-24
31	Emanuel Wilson	RB	5-10	226	5/8/1999	2	Fort Valley State	Huntsville, N.C.	FA-23
33	Evan Williams	S	5-11	200	7/28/2001	1	Oregon	Mountain View, Calif.	D4-24
39	Zayne Anderson	S	6-2	206	1/3/1999	2	Brigham Young	Stansbury Park, Utah	D5a-24
42	Matt Orzech	LS	6-3	245	4/12/1995	5	Azusa Pacific	Menifee, Calif.	UFA (LAR)-23
45	Eric Wilson	LB	6-1	230	9/26/1994	8	Cincinnati	Redford, Mich.	FA-22 (PS)-N0
50	Zach Tom	OL	6-4	304	3/26/1999	3	Wake Forest	Baton Rouge, La.	D4b-22
52	Rashan Gary	DL	6-5	277	12/3/1991	6	Michigan	Paramus, N.J.	D1a-19
53	Arron Mosby	DL	6-3	250	4/13/1999	2	Fresno State	Sanger, Calif.	W-23 (Car.)
55	Kingsley Enagbare	DL	6-4	258	1/18/2000	3	South Carolina	Atlanta, Ga.	D5-22
56	Edgerrin Cooper	LB	6-2	229	11/17/2001	1	Texas A&M	Covington, La.	D2a-24
57	Brenton Cox Jr.	DL	6-4	250	1/30/2000	4	Florida	Stockbridge, Ga.	FA-23
58	Isiah McDuffie	LB	6-1	227	7/21/1999	4	Boston College	Buffalo, N.Y.	D6b-21
59	Ty Ron Hopper	LB	6-2	228	4/26/2001	1	Missouri	Roswell, Ga.	D3b-24
62	Jacob Monk	C/G	6-3	308	6/4/2001	3	Duke	Wendell, N.C.	D5a-24
63	Rashed Walker	T	6-6	324	2/13/2000	3	Penn State	Waldorf, Md.	D7c-22
71	Josh Myers	C/G	6-5	310	7/16/1998	4	Ohio State	Miamisburg, Ohio	D5-21
73	Andre Dillard	T	6-5	315	10/3/1998	6	Washington State	Woodinville, Wash.	D2-21
74	Elgton Jenkins	G/T	6-5	311	12/26/1995	6	Mississippi State	Clarksdale, Miss.	D2-19
75	Sean Rhyan	G	6-5	321	9/15/2000	3	UCLA	San Juan Capistrano, Calif.	D3-22
76	Kadeem Telford	T	6-7	322	11/10/1998	1	UAB	Miami, Fla.	FA-23
77	Jordan Morgan	T/G	6-5	311	8/4/2001	1	Arizona	Tucson, Ariz.	FA-24
79	Travis Glover	T	6-6	317	8/17/2000	1	Georgia State	Vienna, Ga.	D6-24
80	Bo Melton	WR	5-11	189	5/18/1999	1	Rutgers	Egg Harbor City, N.J.	FA-22 (PS-Sea.)
85	Tucker Kraft	TE	6-5	259	11/3/2000	2	South Dakota State	Timber Lake, S.D.	D3-23
86	John FitzPatrick	TE	6-7	262	3/9/2000	3	Georgia	Atlanta, Ga.	FA-24 (PS-Att.)
87	Romeo Doubs	WR	6-2	204	4/13/2000	3	Nevada	Los Angeles, Calif.	D4a-22
89	Ben Sims	WR	6-5	250	5/16/2000	2	Baylor	San Antonio, Texas	W-23 (Min.)
90	Lukas Van Ness	DL	6-5	262	7/6/2000	2	Iowa	Barrington, Ill.	D1-23
91	Preston Smith	DL	6-5	275	11/17/1992	10	Mississippi State	Stone Mountain, Ga.	UFA (Was.)-19
93	T.J. Slaton	DL	6-4	330	10/3/1997	4	Florida	Plantation, Fla.	D5a-21
94	Karl Brooks	DL	6-3	296	5/8/2000	2	Bowling Green	Lansing, Mich.	D6a-23
95	Devonte Wyatt	DL	6-3	304	3/31/1998	3	Georgia	Decatur, Ga.	D1b-22
96	Colby Wooden	DL	6-4	273	12/21/2000	2	Auburn	Lawrenceville, Ga.	D4-23
97	Kenny Clark	DL	6-3	314	10/4/1995	9	UCLA	Rialto, Calif.	D1-16

Injured Reserve (5)

28	AJ Dillon	RB	6-0	247	5/2/1998	5	Boston College	Groton, Mass.	D2-20
32	MarShawn Lloyd	RB	5-9	220	1/5/2001	R	Southern California	Hyattsville, Md.	D3a-24
44	Ralen Gorforth	LB	6-1	227	11/2/2000	R	Washington	Bellflower, Calif.	FA-24
84	Tyler Davis	TE	6-4	252	4/2/1997	5	Georgia Tech	Bellmore, N.Y.	FA-21 (PS-Ind.)
88	Luke Musgrave	TE	6-6	253	9/2/2000	2	Oregon State	Bend, Ore.	D2a-23

Practice Squad (17)

6	Sean Clifford	QB	6-2	218	7/14/1998	2	Penn State	Cincinnati, Ohio	D5a-23
16	Alex Hale	K	6-1	203	3/7/1998	R	Oklahoma State	East Gosford, Australia	FA-24
22	Robert Rochell	CB	6-0	193	4/26/1996	4	Central Arkansas	Shreveport, La.	FA-23 (PS-Car.)
34	Kalen King	CB	5-11	190	1/28/2003	R	Penn State	Detroit, Mich.	D7b-24
36	Kamal Hadden	CB	6-1	192	1/17/2001	R	Tennessee	River Rouge, Mich.	FA-24
38	Ellis Merrifweather	RB	6-1	220	4/7/1999	1	Massachusetts	Alphaeta, Ga.	FA-23
40	Omar Brown	S	6-1	205	10/12/2000	R	Nebraska	Minneapolis, Minn.	FA-24
44	Jamin Davis	LB	6-3	234	12/12/1998	4	Kentucky	Ludovici, Ga.	FA-24
48	Mesiah Swinson	TE	6-7	259	4/20/2000	R	Arizona State	Brookville, N.Y.	FA-24
49	Deslin Alexandre	DL	6-3	264	6/11/1998	1	Pittsburgh	Deerfield Beach, Fla.	FA-24
65	James Ester	DL	6-3	289	8/30/2001	R	Northern Illinois	Detroit, Mich.	FA-24
67	Donovan Jennings	G/T	6-4	323	11/24/1999	R	South Florida	Tampa, Fla.	FA-24
72	Spencer Rolland	T	6-6	306	9/1/1999	R	North Carolina	Apple Valley, Minn.	FA-24
81	Julian Hicks	WR	6-2	201	9/29/1999	R	Albany	Mayfield, Ohio	FA-24
82	Malik Knowles	WR	6-2	196	8/17/2000	1	Kansas State	Mansfield, Texas	FA-24
83	Cornelius Johnson	WR	6-3	212	11/29/1990	1	Michigan	Greenwich, Conn.	FA-24
89	Jonathan Ford	DL	6-5	338	9/29/1998	2	Miami (Fla.)	Fort Lauderdale, Fla.	D7b-22

ROSTER/POSITIONAL

NO.	NAME	POS.	HT.	WT.	AGE	EXP.	COLLEGE	HOMETOWN	HOW ACQ.
QUARTERBACKS (2)									
2	Malik Willis	QB	6-1	225	25	3	Liberty	Roswell, Ga.	T-24 (Ten.)
10	Jordan Love	QB	6-4	219	26	5	Utah State	Bakersfield, Calif.	D1-20
RUNNING BACKS (3)									
8	Josh Jacobs	RB	5-10	223	26	6	Alabama	Tulsa, Okla.	UFA (LV)-24
30	Chris Brooks	RB	6-1	219	24	2	Brigham Young	Oceanside, Calif.	FA-24
31	Emanuel Wilson	RB	5-10	226	25	2	Fort Valley State	Huntersville, N.C.	FA-23
WIDE RECEIVERS (6)									
9	Christian Watson	WR	6-4	208	25	3	North Dakota State	Tampa, Fla.	D2-22
11	Jayden Reed	WR	5-11	187	24	2	Michigan State	Naperville, Ill.	D2b-23
13	Dontayvion Wicks	WR	6-1	206	23	2	Virginia	Plaquemine, La.	D5b-23
18	Malik Heath	WR	6-2	213	24	2	Mississippi	Jackson, Miss.	FA-23
80	Bo Melton	WR	5-11	189	25	1	Rutgers	Egg Harbor City, N.J.	FA-22 (PS-Sea.)
87	Romeo Doubs	WR	6-2	204	24	3	Nevada	Los Angeles, Calif.	D4a-22
TIGHT ENDS (3)									
85	Tucker Kraft	TE	6-5	259	24	2	South Dakota State	Timber Lake, S.D.	D3-23
86	John FitzPatrick	TE	6-7	262	24	3	Georgia	Atlanta, Ga.	FA-24 (PS-Atl.)
89	Ben Sims	TE	6-5	250	24	2	Baylor	San Antonio, Texas	W-23 (Min.)
OFFENSIVE LINE (10)									
50	Zach Tom	OL	6-4	304	25	3	Wake Forest	Baton Rouge, La.	D4b-22
62	Jacob Monk	C/G	6-3	308	23	R	Duke	Wendell, N.C.	D5a-24
63	Rasheed Walker	T	6-6	324	24	3	Penn State	Waldorf, Md.	D7c-22
71	Josh Myers	C/G	6-5	310	26	4	Ohio State	Miamisburg, Ohio	D2-21
73	Andre Dillard	T	6-5	315	29	6	Washington State	Woodinville, Wash.	FA-24
74	Elgton Jenkins	G/T	6-5	311	28	6	Mississippi State	Clarksdale, Miss.	D2-19
75	Sean Rhyan	G	6-5	321	24	3	UCLA	San Juan Capistrano, Calif.	D3-22
76	Kadeem Telfort	T	6-7	322	25	1	UAB	Miami, Fla.	FA-23
77	Jordan Morgan	T/G	6-5	311	23	R	Arizona	Tucson, Ariz.	D1-24
79	Travis Glover	T	6-6	317	24	R	Georgia State	Vienna, Ga.	D6-24
LINEBACKERS (5)									
7	Quay Walker	LB	6-4	241	24	3	Georgia	Cordele, Ga.	D1a-22
45	Eric Wilson	LB	6-1	230	30	8	Cincinnati	Redford, Mich.	FA-22 (PS-NO)
56	Edgerrin Cooper	LB	6-2	229	22	R	Texas A&M	Covington, La.	D2a-24
58	Isaiah McDuffie	LB	6-1	227	25	4	Boston College	Buffalo, N.Y.	D6b-21
59	Ty'Ron Hopper	LB	6-2	228	23	R	Missouri	Roswell, Ga.	D3b-24
DEFENSIVE BACKS (10)									
20	Javon Bullard	S	5-10	198	22	R	Georgia	Milledgeville, Ga.	D2b-24
21	Eric Stokes	CB	6-1	194	25	4	Georgia	Covington, Ga.	D1-21
23	Jaire Alexander	CB	5-10	196	27	7	Louisville	Mint Hill, N.C.	D1-18
24	Carrington Valentine	CB	6-0	189	23	2	Kentucky	Cincinnati, Ohio	D7a-23
25	Keisean Nixon	CB	5-10	200	27	6	South Carolina	Los Angeles, Calif.	FA-22
26	Corey Ballentine	CB	5-11	196	28	6	Washburn	Tecumseh, Kan.	FA-22
27	Kitan Oladapo	S	6-2	216	24	R	Oregon State	Portland, Ore.	D5b-24
29	Xavier McKinney	S	6-0	201	25	5	Alabama	Roswell, Ga.	UFA (NYG)-24
33	Evan Williams	S	5-11	200	23	R	Oregon	Mountain View, Calif.	D4-24
39	Zayne Anderson	S	6-2	206	27	2	Brigham Young	Stansbury Park, Utah	W-23 (Buf.)
DEFENSIVE LINE (11)									
52	Rashan Gary	DL	6-5	277	26	6	Michigan	Paramus, N.J.	D1a-19
53	Arron Mosby	DL	6-3	250	25	2	Fresno State	Sanger, Calif.	W-23 (Car.)
55	Kingsley Enagbare	DL	6-4	258	24	3	South Carolina	Atlanta, Ga.	D5-22
57	Brenton Cox Jr.	DL	6-4	250	24	2	Florida	Stockbridge, Ga.	FA-23
90	Lukas Van Ness	DL	6-5	272	23	2	Iowa	Barrington, Ill.	D1-23
91	Preston Smith	DL	6-5	265	31	10	Mississippi State	Stone Mountain, Ga.	UFA (Was.)-19
93	T.J. Slaton	DL	6-4	330	27	4	Florida	Plantation, Fla.	D5a-21
94	Karl Brooks	DL	6-3	296	24	2	Bowling Green	Lansing, Mich.	D6a-23
95	Devonte Wyatt	DL	6-3	304	26	3	Georgia	Decatur, Ga.	D1b-22
96	Colby Wooden	DL	6-4	273	23	2	Auburn	Lawrenceville, Ga.	D4-23
97	Kenny Clark	DL	6-3	314	29	9	UCLA	Rialto, Calif.	D1-16
SPECIALISTS (3)									
17	Brandon McManus	K	6-3	201	33	11	Temple	Lansdale, Pa.	FA-24
19	Daniel Whelan	P	6-5	216	25	2	UC Davis	Rancho Mirage, Calif.	FA-23
42	Matt Orzech	LS	6-3	245	29	5	Azusa Pacific	Menifee, Calif.	UFA (LAR)-23

ROSTER/HOW BUILT

YEAR	DRAFTEES (32)	FREE AGENTS (10)	COLLEGE FREE AGENTS (4)	TRADES/WAIVERS (4)	PRACTICE SQUAD (3)
2016	DL K. Clark (1)				
2018	CB J. Alexander (1)				
2019	DL R. Gary (1a) G/T E. Jenkins (2)	DL P. Smith (UFA Was. -19)			
2020	QB J. Love (1)				
2021	CB E. Stokes (1) C/G J. Myers (2) DL T. Slaton (5a) LB I. McDuffie (6b)				
2022	LB Q. Walker (1a) DL D. Wyatt (1b) WR C. Watson (2) G S. Rhyan (3) WR R. Doubs (4a) OL Z. Tom (4b) DL K. Enagbare (5) T R. Walker (7c)	CB C. Ballentine (FA-22) CB K. Nixon (FA-22)			WR B. Melton (FA-22 PS-Sea.) LB E. Wilson (FA-22 PS-NO)
2023	DL L. Van Ness (1) WR J. Reed (2b) TE T. Kraft (3) DL C. Wooden (4) WR D. Wicks (5b) DL K. Brooks (6a) CB C. Valentine (7a)	LS M. Orzech (UFA LAR -23) P D. Whelan (FA-23)	DL B. Cox Jr. (FA-23) WR M. Heath (FA-23) T K. Telfort (FA-23) RB E. Wilson (FA-23)	S Z. Anderson (W-23 Buf.) DL A. Mosby (W-23 Car.) TE B. Sims (W-23 Min.)	
2024	T/G J. Morgan (1) LB E. Cooper (2a) S J. Bullard (2b) LB T. Hopper (3b) S E. Williams (4) C/G J. Monk (5a) S K. Oladapo (5b) T T. Glover (6)	RB C. Brooks (FA-24) T A. Dillard (FA-24) RB J. Jacobs (UFA LV -24) S X. McKinney (UFA NYG -24) K B. McManus (FA-24)		QB M. Willis (T-24 Ten.)	TE J. FitzPatrick (FA-24 PS-Atl.)

DEPTH CHART

Unofficial, Nov. 5, 2024

OFFENSE

WR:	9	Christian Watson	13	Dontayvion Wicks	
WR:	87	Romeo Doubs	18	Malik Heath	
LT:	63	Rasheed Walker	73	Andre Dillard	
LG:	74	Elgton Jenkins	<u>77</u>	<u>Jordan Morgan</u>	
C:	71	Josh Myers	<u>62</u>	<u>Jacob Monk</u>	
RG:	75	Sean Rhyan	<u>77</u>	<u>Jordan Morgan</u>	
RT:	50	Zach Tom	76	Kadeem Telfort	<u>79</u> <u>Travis Glover</u>
TE:	85	Tucker Kraft	89	Ben Sims	86 John FitzPatrick
WR:	11	Jayden Reed	80	Bo Melton	
QB:	10	Jordan Love	2	Malik Willis	
RB:	8	Josh Jacobs	31	Emanuel Wilson	30 Chris Brooks

DEFENSE

DE:	91	Preston Smith	90	Lukas Van Ness	57 Brenton Cox Jr.
DT:	97	Kenny Clark	95	Devonte Wyatt	96 Colby Wooden
DT:	93	T.J. Slaton	94	Karl Brooks	
DE:	52	Rashan Gary	55	Kingsley Enagbare	53 Arron Mosby
LB:	58	Isaiah McDuffie	<u>59</u>	<u>Ty'Ron Hopper</u>	
LB:	7	Quay Walker	<u>56</u>	<u>Edgerrin Cooper</u>	
LB:	45	Eric Wilson	<u>56</u>	<u>Edgerrin Cooper</u>	
CB:	23	Jaire Alexander	21	Eric Stokes	26 Corey Ballentine
CB:	25	Keisean Nixon	24	Carrington Valentine	
S:	29	Xavier McKinney	39	Zayne Anderson	<u>27</u> <u>Kitan Oladapo</u>
S:	<u>20</u>	<u>Javon Bullard</u>	<u>33</u>	<u>Evan Williams</u>	

SPECIAL TEAMS

K:	17	Brandon McManus		
P:	19	Daniel Whelan		
H:	19	Daniel Whelan		
PR:	25	Keisean Nixon	11	Jayden Reed
KR:	25	Keisean Nixon	11	Jayden Reed
LS:	42	Matt Orzech		

Rookies are underlined

COACH LOCATIONS AT LAMBEAU FIELD

► **Coaches' Box:** Jeff Hafley (defensive coordinator), Adam Stenavich (offensive coordinator), Ryan Downard (defensive backs), Vince Oghobaase (assistant defensive line), Connor Lewis (assistant quarterbacks), Sean Duggan (defensive assistant), Eddie Gordon (assistant offensive line), Sean Mannion (offensive assistant), Rob Grosso (offensive quality control) and Anthony Perkins (defensive quality control).

► **Sideline:** Rich Bisaccia (assistant head coach/special teams coordinator), Aaron Hill (strength & conditioning coordinator), Derrick Ansley (passing game coordinator/defense), Anthony Campanile (linebackers/running game coordinator), Jason Vrable (passing game coordinator), Luke Butkus (offensive line), Tom Clements (quarterbacks), John Dunn (tight ends), Ryan Mahaffey (wide receivers), Jason Rebrovich (defensive line), Ben Sirmans (running backs), Byron Storer (assistant special teams), Wendel Davis (defensive quality control), Kyle Wilber (special teams quality control), Myles White (coaching assistant - minority fellowship), Todd Hunt (strength & conditioning assistant), Marcus Jones (strength & conditioning assistant) and Ben Schumacher (strength & conditioning assistant).

*Locations may vary in away stadiums

GAME-BY-GAME STARTERS

2024 REGULAR SEASON

OFFENSE

DATE	OPPONENT	WR	WR	TE	LT	LG	C	RG	RT	TE	WR	WR	TE	TE	WR	QB	RB
9/6	at Philadelphia	R. Doubs	--	--	R. Walke r	E. Jenkin s	J. Myers	S. Rhya n	Z. To m	--	--	--	L. Musgrav e	T. Kraft	C. Watson n	J. Love	J. Jacob s
9/15	Indianapolis	C. Watson n	--	--	R. Walke r	E. Jenkin s	J. Myers	S. Rhya n	Z. To m	--	--	--	L. Musgrav e	T. Kraft	R. Doubs	M. Willi s	J. Jacob s
9/22	at Tennessee	R. Doubs	--	--	R. Walke r	E. Jenkin s	J. Myers	S. Rhya n	Z. To m	--	J. Reed d	C. Watson	T. Kraft	--	--	M. Willi s	J. Jacob s
9/29	Minnesota	C. Watson n	R. Doubs s	--	R. Walke r	E. Jenkin s	J. Myers	S. Rhya n	Z. To m	--	--	--	T. Kraft	--	J. Reed	J. Love	J. Jacob s
10/6	at L.A. Rams	M. Heath	--	--	R. Walke r	E. Jenkin s	J. Myers	S. Rhya n	Z. To m	T. Kraft	J. Reed d	D. Wicks	--	--	--	J. Love	J. Jacob s
10/13	Arizona	C. Watson n	--	T. Kraft t	R. Walke r	E. Jenkin s	J. Myers	S. Rhya n	Z. To m	B. Sim s	J. Reed d	--	--	--	--	J. Love	J. Jacob s
10/20	Houston	C. Watson n	R. Doubs s	--	R. Walke r	E. Jenkin s	J. Myers	S. Rhya n	Z. To m	--	--	--	T. Kraft	B. Sim s	--	J. Love	J. Jacob s
10/27	at Jacksonville	C. Watson n	R. Doubs s	--	R. Walke r	E. Jenkin s	J. Myers	S. Rhya n	Z. To m	--	--	--	T. Kraft	B. Sim s	--	J. Love	J. Jacob s
11/3	Detroit	C. Watson n	--	--	R. Walke r	<u>J. Morgan</u> s	E. Jenkin s	S. Rhya n	Z. To m	--	--	--	T. Kraft	B. Sim s	R. Doubs	J. Love	J. Jacob s
11/17		--	--	--	--	--	--	--	--	--	--	--	--	--	--	--	--
11/24		--	--	--	--	--	--	--	--	--	--	--	--	--	--	--	--
11/28		--	--	--	--	--	--	--	--	--	--	--	--	--	--	--	--
12/5		--	--	--	--	--	--	--	--	--	--	--	--	--	--	--	--
12/15		--	--	--	--	--	--	--	--	--	--	--	--	--	--	--	--
12/23		--	--	--	--	--	--	--	--	--	--	--	--	--	--	--	--
12/29		--	--	--	--	--	--	--	--	--	--	--	--	--	--	--	--
1/5		--	--	--	--	--	--	--	--	--	--	--	--	--	--	--	--

GAME-BY-GAME STARTERS

2024 REGULAR SEASON

DEFENSE

DATE	OPPONENT	DE	DT	DT	DE	LB	LB	LB	CB	CB	CB	S	S	S
9/6	at Philadelphia	P. Smith	T. Slaton	K. Clark	R. Gary	Q. Walker	E. Wilson	I. McDuffie	E. Stokes	J. Alexander	--	<u>J. Bullard</u>	X. McKinney	--
9/15	Indianapolis	P. Smith	K. Clark	T. Slaton	R. Gary	Q. Walker	I. McDuffie	--	J. Alexander	E. Stokes	K. Nixon	X. McKinney	<u>J. Bullard</u>	--
9/22	at Tennessee	P. Smith	K. Clark	T. Slaton	R. Gary	Q. Walker	E. Wilson	I. McDuffie	J. Alexander	E. Stokes	--	X. McKinney	<u>J. Bullard</u>	--
9/29	Minnesota	P. Smith	K. Clark	T. Slaton	R. Gary	I. McDuffie	Q. Walker	--	E. Stokes	K. Nixon	C. Ballentine	X. McKinney	<u>J. Bullard</u>	--
10/6	at L.A. Rams	P. Smith	K. Clark	T. Slaton	R. Gary	I. McDuffie	Q. Walker	--	E. Stokes	K. Nixon	--	<u>E. Williams</u>	X. McKinney	<u>J. Bullard</u>
10/13	Arizona	P. Smith	K. Clark	T. Slaton	R. Gary	I. McDuffie	Q. Walker	E. Wilson	J. Alexander	K. Nixon	--	X. McKinney	<u>J. Bullard</u>	--
10/20	Houston	P. Smith	K. Clark	T. Slaton	R. Gary	I. McDuffie	Q. Walker	E. Wilson	J. Alexander	K. Nixon	--	X. McKinney	<u>E. Williams</u>	--
10/27	at Jacksonville	P. Smith	K. Clark	T. Slaton	R. Gary	I. McDuffie	E. Wilson	<u>E. Cooper</u>	J. Alexander	K. Nixon	--	X. McKinney	<u>E. Williams</u>	--
11/3	Detroit	P. Smith	K. Clark	T. Slaton	R. Gary	I. McDuffie	Q. Walker	E. Wilson	K. Nixon	E. Stokes	--	X. McKinney	<u>J. Bullard</u>	--
11/17		--	--	--	--	--	--	--	--	--	--	--	--	--
11/24		--	--	--	--	--	--	--	--	--	--	--	--	--
11/28		--	--	--	--	--	--	--	--	--	--	--	--	--
12/5		--	--	--	--	--	--	--	--	--	--	--	--	--
12/15		--	--	--	--	--	--	--	--	--	--	--	--	--
12/23		--	--	--	--	--	--	--	--	--	--	--	--	--
12/29		--	--	--	--	--	--	--	--	--	--	--	--	--
1/5		--	--	--	--	--	--	--	--	--	--	--	--	--

Rookies underlined.

WEEKLY INACTIVES

REGULAR SEASON

9/6/24	at	Philadelphia:	B. Cox Jr., T. Glover, M. Heath, M. Lloyd, A. Mosby, K. Telfort
9/14/24	vs.	Indianapolis:	B. Cox Jr., A. Dillard, T. Glover, J. Love, K. Oladapo, C. Wooden
9/22/24	at	Tennessee:	B. Cox Jr., T. Glover, J. Love, J. Morgan, K. Oladapo, C. Valentine, C. Wooden
9/29/24	vs.	Minnesota:	J. Alexander, B. Cox Jr., T. Glover, J. Morgan, K. Oladapo, C. Valentine, C. Wooden
10/6/24	at	L.A. Rams:	J. Alexander, B. Cox Jr., T. Glover, J. Morgan, C. Watson, D. Wyatt
10/13/24	vs.	Arizona:	B. Cox Jr., A. Dillard, J. FitzPatrick, T. Glover, K. Oladapo, D. Wyatt
10/20/24	vs.	Houston:	B. Cox Jr., J. FitzPatrick, T. Glover, J. Monk, K. Oladapo, D. Wyatt
10/27/24	at	Jacksonville:	C. Ballentine, B. Cox Jr., A. Dillard, T. Glover, K. Oladapo, Q. Walker
11/3/24	vs.	Detroit:	J. Alexander, B. Cox Jr., T. Glover, M. Heath, J. Myers, E. Williams

SEASON TOTALS: B. Cox Jr. (9), T. Glover (9), K. Oladapo (6), J. Alexander (3), A. Dillard (3), J. Morgan (3), C. Wooden (3), D. Wyatt (3), J. FitzPatrick (2), M. Heath (2), J. Love (2), C. Valentine (2), C. Ballentine (1), M. Lloyd (1), J. Monk (1), A. Mosby (1), J. Myers (1), K. Telfort (1), Q. Walker (1), C. Watson (1), E. Williams (1)



Supplemental Stats



TEAM STATS

GREEN BAY PACKERS / REGULAR SEASON WEEK 9 / THROUGH SUNDAY, NOVEMBER 3, 2024

WON 6, LOST 3

09/06	L	29-34	at Philadelphia	47,236
09/15	W	16-10	Indianapolis	77,827
09/22	W	30-14	at Tennessee	67,322
09/29	L	28-31	Minnesota	78,355
10/06	W	24-19	at L.A. Rams	72,842
10/13	W	34-13	Arizona	77,773
10/20	W	24-22	Houston	78,197
10/27	W	30-27	at Jacksonville	65,618
11/03	L	14-24	Detroit	78,330

2024 TEAM STATISTICS

	GB	OPP.
FIRST DOWNS	184	175
Rushing	69	66
Passing	96	96
Penalty	19	13
Third Down-Made/Att	40/107	34/103
Third Down Efficiency	37.4%	33.0%
Fourth Down-Made/Att	4/7	7/12
Fourth Down Efficiency	57.1%	58.3%
TOTAL NET YARDS	3,515	2,880
Avg. Per Game	390.6	320.0
Total Plays	571	544
Avg. Per Play	6.2	5.3
NET YARDS RUSHING	1,393	1,017
Avg. Per Game	154.8	113.0
Total Rushes	280	240
Avg. Per Rush	5.0	4.2
NET YARDS PASSING	2,122	1,863
Avg. Per Game	235.8	207.0
Sacked/Yards Lost	12/78	22/167
Gross Yards	2,200	2,030
Attempts/Completions	279/176	282/183
Pct. of Completion	63.1%	64.9%
Had Intercepted	10	10
PUNTS/AVERAGE	31/47.7	36/50.5
Net Punting Average	43.9	44.5
PUNT RETURN/AVG.	13/7.5	11/7.0
KICKOFF RETURN/AVG.	7/27.9	6/26.3
INTERCEPTION RETURN/AVG.	10/11.6	10/10.5
PENALTIES/YARDS	67/485	55/442
FUMBLER/BALL LOST	9/3	14/9
TOUCHDOWNS	25	23
Rushing	6	8
Passing	18	13
Returns	1	2
EXTRA POINTS/ATTEMPTS	22/22	20/21
TWO POINT CONVERSION/ATT.	2/3	0/2
FIELD GOALS/ATTEMPTS	18/24	12/13
AVG. TIME OF POSSESSION	31:28	28:32

SCORE BY PERIODS									
	Q1	Q2	Q3	Q4	OT	PTS			
TEAM	50	70	55	55	0	230			
OPPONENTS	24	97	41	32	0	194			
SCORING									
	TD	RU	PA	RT	K-PAT	FG	2PT	S	PTS
Brayden Narveson	0	0	0	0	16/16	12/17	0	0	52
Tucker Kraft	5	0	5	0	0/0	0/0	1	0	32
Josh Jacobs	4	3	1	0	0/0	0/0	0	0	24
Brandon McManus	0	0	0	0	6/6	6/7	0	0	24
Jayden Reed	4	1	3	0	0/0	0/0	0	0	24
Dontayvion Wicks	4	0	4	0	0/0	0/0	0	0	24
Christian Watson	2	0	2	0	0/0	0/0	1	0	14
Romeo Doubs	2	0	2	0	0/0	0/0	0	0	12
Emanuel Wilson	2	1	1	0	0/0	0/0	0	0	12
Jaire Alexander	1	0	0	1	0/0	0/0	0	0	6
Malik Willis	1	1	0	0	0/0	0/0	0	0	6
TEAM	25	6	18	1	22/22	18/24	2	0	230
OPPONENTS	23	8	13	2	20/21	12/13	0	0	194

2-PT Conv: Christian Watson 1, Tucker Kraft 1, Josh Jacobs 0, **TM** 2-3, **OPP** 0-2
SACKS: Devontae Wyatt 3.0, Preston Smith 2.5, Edgerin Cooper 2.5, Rashan Gary 2.5, Keisean Nixon 2.0, Eric Wilson 2.0, Kingsley Enagbare 1.5, Quay Walker 1.5, Karl Brooks 1.5, Xavier McKinney 1.0, Lukas Van Ness 1.0, Isaiah McDuffie 0.5, Arron Mosby 0.5, **TM** 22.0, **OPP** 12.0 **FUM/LOST:** Jordan Love 4/0, Josh Jacobs 2/1, Corey Ballentine 1/1, Tucker Kraft 1/1, Jayden Reed 1/0, **TM** 9/3, **OPP** 14/9

PASSING									
	ATT	CMP	YDS	CMP%	YDS/ATT	TD	TD%	INT	INT%
Jordan Love	240	147	1,820	61.3	7.6	15	6.3	10	4.2
Malik Willis	39	29	380	74.4	9.7	3	7.7	0	0.0
TEAM	279	176	2,200	63.1	7.9	18	6.5	10	3.6
OPPONENTS	282	183	2,030	64.9	7.2	13	4.6	10	3.5

RUSHING					
	NO.	YDS	AVG	LONG	TD
Josh Jacobs	158	762	4.8	381	3
Emanuel Wilson	53	254	4.8	19	1
Malik Willis	16	137	8.6	29	1
Jayden Reed	11	110	10.0	33t	1
Chris Brooks	13	53	4.1	11	0
Bo Melton	5	34	6.8	16	0
Jordan Love	13	28	2.2	12	0
MarShawn Lloyd	6	15	2.5	5	0
Tucker Kraft	2	4	2.0	2	0
Christian Watson	1	-4	-4.0	-4	0
TEAM	280	1,393	5.0	381	6
OPPONENTS	240	1,017	4.2	34	8

RECEIVING						
	TAR	NO.	YDS	AVG	LONG	TD
Jayden Reed	47	36	620	17.2	70t	3
Romeo Doubs	45	30	412	13.7	39	2
Tucker Kraft	39	28	376	13.4	67	1
Josh Jacobs	24	19	128	6.7	21	5
Christian Watson	27	16	233	14.6	44t	2
Dontayvion Wicks	43	16	192	12.0	36	4
Emanuel Wilson	12	9	46	5.1	30t	1
Bo Melton	11	5	73	14.6	28	0
Luke Musgrave	7	5	22	4.4	6	0
Chris Brooks	5	4	29	7.3	13	0
Malik Heath	5	4	26	6.5	9	0
Ben Sims	4	3	40	13.3	28	0
MarShawn Lloyd	1	1	3	3.0	3	0
Andrew Beck	1	0	0	0.0	0	0
TEAM	271	176	2,200	12.5	70t	18
OPPONENTS	267	183	2,030	11.1	67t	13

INTERCEPTIONS					
	NO.	YDS	AVG	LONG	TD
Xavier McKinney	6	63	10.5	28	0
Jaire Alexander	2	52	26.0	35t	1
Evan Williams	1	1	1.0	1	0
Eric Wilson	1	0	0.0	0	0
TEAM	10	116	11.6	35t	1
OPPONENTS	10	105	10.5	45	2

FUMBLER/BALL LOST					
	FUM	LST	FF	REC	TD
Corey Ballentine	1	1	0	0	0
Josh Jacobs	2	1	0	0	0
Tucker Kraft	1	1	0	0	0
Jordan Love	4	0	0	2	0
Bo Melton	0	0	0	1	0
Jayden Reed	1	0	0	0	0
Emanuel Wilson	0	0	0	1	0
TEAM	9	3	0	4	0
OPPONENTS	14	9	0	3	0

PUNTING							
	NO.	YDS	AVG	NET	TB	IN	LG
Daniel Whelan	31	1,478	47.7	43.9	2	13	74
TEAM	31	1,478	47.7	43.9	2	13	74
OPPONENTS	36	1,819	50.5	44.5	6	18	73
PUNT RETURNS							
	RET	FC	YDS	AVG	LONG	TD	
Jayden Reed	8	13	49	6.1	13	0	
Keisean Nixon	4	0	48	12.0	39	0	
Corey Ballentine	1	0	0	0.0	0	0	
TEAM	13	13	97	7.5	39	0	
OPPONENTS	11	11	77	7.0	13	0	
KICKOFF RETURNS							
	NO.	YDS	AVG	LONG	TD		
Keisean Nixon	7	195	27.9	37	0		
TEAM	7	195	27.9	37	0		
OPPONENTS	21	552	26.3	42	0		

FIELD GOALS					
	1-19	20-29	30-39	40-49	50+
Brayden Narveson	0/0	4/4	3/4	5/9	0/0
Brandon McManus	0/0	1/1	4/4	1/2	0/0
TEAM	0/0	5/5	7/8	6/11	0/0
OPPONENTS	0/0	3/3	6/6	2/2	1/2

SACKS									
	NO.	SACK	LOST	RATING					
Brayden Narveson	(31G, 23G, 43RU, 26G)	(46G, 42G, 34G, 45WR)	(21G, 26G, 47G)	(37RU, 49WR)	(46G)	(36G, 44WR, 41G)	(-) (-) (-)	Brandon McManus: (-) (-) (-) (-)	(+) (-)
Keisean Nixon	(31G, 38G, 24G)	(30G, 46WL, 38G)	(30G, 36G, 21G)	(34G, 50WL)	(33G)	(38G, 40G)	(23G, 52G, 35G)	(39G, 47G)	(27G)

DEFENSIVE STATS

2024 REGULAR SEASON GREEN BAY PACKERS DEFENSIVE STATS (THROUGH WEEK 9)

PLAYER	TKL.	AST.	COMB	TFL	SACKS/SK.	YDS.	QBH	FR	FF	INT./YDS.	PD
Q. Walker	46	18	64	4	1.5/13.0	2	0	0	0	0/0	0
I. McDuffie	26	28	54	1	0.5/0.0	3	0	0	0	0/0	2
J. Bullard	31	16	47	1	0.0/0.0	0	0	0	0	0/0	1
K. Nixon	30	12	42	4	2.0/14.0	4	0	1	0	0/0	3
X. McKinney	25	15	40	2	1.0/8.0	1	1	0	0	6/63	7
E. Cooper	23	17	40	5	2.5/23.5	4	1	1	0	0/0	2
E. Wilson	19	10	29	7	2.0/17.0	2	0	1	1	1/0	2
E. Williams	17	10	27	1	0.0/0.0	0	0	1	1	1/1	3
E. Stokes	19	7	26	0	0.0/0.0	0	0	0	0	0/0	0
R. Gary	12	12	24	3	2.5/16.0	8	0	0	0	0/0	1
K. Clark	11	9	20	2	0.0/0.0	2	1	0	0	0/0	0
L. Van Ness	14	5	19	4	1.0/4.0	2	1	0	0	0/0	0
K. Enagbare	7	12	19	2	1.5/19.5	3	0	2	0	0/0	0
P. Smith	6	13	19	2	2.5/20.5	4	0	0	0	0/0	0
T. Slaton	6	11	17	0	0.0/0.0	2	0	0	0	0/0	0
J. Alexander	15	1	16	0	0.0/0.0	0	1	0	0	2/52	7
D. Wyatt	9	3	12	6	3.0/16.0	5	2	0	0	0/0	0
K. Brooks	6	6	12	1	1.5/11.5	4	1	1	0	0/0	0
C. Wooden	2	6	8	0	0.0/0.0	2	0	0	0	0/0	1
C. Valentine	1	5	6	0	0.0/0.0	0	0	0	0	0/0	1
C. Ballentine	2	0	2	0	0.0/0.0	0	0	0	0	0/0	0
A. Mosby	0	1	1	0	0.5/4.0	1	0	0	0	0/0	0
TOTALS	327	217	544	45	22.0/167.0	49	8	7	10/116	30	

DEFENSIVE SCORES

INT (1) (:58) (Shotgun) W.Lewis pass short right intended for D.Hopkins INTERCEPTED by J.Alexander at TEN 35. J.Alexander for 35 yards. @ **TEN (09/22/24)**

FR (0)

Safety (0)

SPECIAL TEAMS BIG PLAYS

FR (1) (:50) D.Whelan punts 59 yards to MIN 18, Center-M.Orzech. J.Nailor MUFFS catch, RECOVERED by GB-B.Melton at MIN 3. vs. **MIN (09/29/24)**

REGULAR SEASON DEFENSIVE AND SPECIAL TEAMS STATISTICS ARE BASED ON PRESS BOX STATISTICS.

SPECIAL TEAMS STATS

2024 REGULAR SEASON SPECIAL TEAMS STATS								
PLAYER	TACKLES	SOLO	ASSISTS	FDR FUMBLES	FUMBLE REC	BLKD FG	BLKD PAT	BLKD PUNT
Zayne Anderson	6	6	0	0	0	0	0	0
Ty Ron Hopper	5	3	2	0	0	0	0	0
Javon Bullard	4	3	1	0	0	0	0	0
Edgerrin Cooper	4	3	1	0	0	0	0	0
Eric Wilson	3	2	1	0	0	0	0	0
Corey Ballentine	2	2	0	0	0	0	0	0
Xavier McKinney	2	1	1	0	0	0	0	0
Bo Melton	2	1	1	0	1	0	0	0
Malik Heath	1	1	0	0	0	0	0	0
Isaiah McDuffie	1	1	0	0	0	0	0	0
Arron Mosby	1	1	0	0	0	0	0	0
Matt Orzech	1	1	0	0	0	0	0	0
Robert Rochell	1	1	0	0	0	0	0	0
Evan Williams	1	1	0	0	0	0	0	0
Chris Brooks	1	0	1	0	0	0	0	0
Tucker Kraft	1	0	1	0	0	0	0	0
Lukas Van Ness	1	0	1	0	0	0	0	0
Kitan Oladapo	1	0	1	0	0	0	0	0
Colby Wooden	0	0	0	0	0	0	1	0
2024 TOTALS	38	27	11	0	1	0	1	0
OPPONENTS	27	16	11	0	1	0	0	0

WEEK-BY-WEEK NFL RANKINGS

There are still 14 unfinished games for this week. Please wait until those games are all done before generating this report.

2024 REGULAR SEASON									
OFFENSE					DEFENSE				
DATE	OPPONENT	TOTAL	RUSH	PASS	*POINTS SCORED	TOTAL	RUSH	PASS	*POINTS SCORED
09/06	at Philadelphia	3	T-7	7	T-7	29	23	27	T-29
09/15	Indianapolis	T-4	1	18	13	27	T-21	26	T-17
09/22	at Tennessee	5	1	22	T-7	20	10	22	12
09/29	Minnesota	3	2	7	T-6	20	11	24	20
10/06	at L.A. Rams	4	3	10	8	21	11	23	14
10/13	Arizona	4	2	10	T-8	18	8	25	T-9
10/20	Houston	6	5	9	7	15	13	15	10
10/27	at Jacksonville	5	5	9	6	15	10	19	T-11
11/03	Detroit	4	5	8	9	11	10	13	13

*Points per game

PACKERS IN TEAM RANKINGS - BY SEASON

Year	NFL Offense				NFL Defense			
	Total	Rush	Pass	Points	Total	Rush	Pass	Points
GB in 2023	11	15	12	12	17	28	9	10
GB in 2022	17	15	17	14	17	26	6	17t
GB in 2021	10	18	8	9t	9	11	10	13t
GB in 2020	5	8	9	1	9	13t	7	13t
GB in 2019	18	15	17	15	18	23	14	9
GB in 2018	12	22	9	14t	18	22	12	22
GB in 2017	26	17	25	21	22	17	23	26
GB in 2016	8	20	7	4	22	8	31	21
GB in 2015	23	12	25t	15	15	21	6	12
GB in 2014	6	11	8	1	15	23	10	13t
GB in 2013	3	7	6	8t	25	25	24	21t
GB in 2012	13	20	9	5	11	17	11	11
GB in 2011	3	27	3	1	32	14	32	19
GB in 2010	9	24	5	10	5	18	5	2
GB in 2009	6	14	7	3	2	1	5	7
GB in 2008	8	17	8	5	20	26	12	22t
GB in 2007	2	21	2	4	11	14	12	6t
GB in 2006	9	23	8	22t	12	13	17	25t
GB in 2005	18	30	7	22	7	23	1	19t
GB in 2004	3	10	3	5	25	14	25	23
GB in 2003	4	3	16	4	17	10	23	11
GB in 2002	12	12	10	6	12	21	3	12
GB in 2001	6	21	3	5	12	16	15	4t
GB in 2000	15	23	8	10t	15	8	19	14
GB in 1999	9	21	7	10	19	22	18	20t
GB in 1998	5	25	3	6	4	4	10	12
GB in 1997	4	12	3	2	7	20	8	5
GB in 1996	5	11	5	1	1	4	1	1
GB in 1995	7	26	3	6	14	7	21	5
GB in 1994	9	19	9	4	6	3	15	5t
GB in 1993	19	22	18	6	2	8	7	8t
GB in 1992	15	21	9	17	23	16	23	15

OPPONENT STATS

CHICAGO BEARS / REGULAR SEASON WEEK 10 / THROUGH SUNDAY, NOVEMBER 10, 2024

WON 4, LOST 4				
09/08	W	24-17	Tennessee	59,403
09/15	L	13-19	at Houston	71,412
09/22	L	16-21	at Indianapolis	66,524
09/29	W	24-18	L.A. Rams	59,074
10/06	W	36-10	Carolina	59,307
10/13	W	35-16	Jacksonville	61,182
10/27	L	15-18	at Washington	64,704
11/03	L	9-29	at Arizona	64,609

2024 TEAM STATISTICS				
	CHI	OPP.		
FIRST DOWNS	149	139		
Rushing	52	53		
Passing	79	77		
Penalty	18	9		
Third Down-Made/Att	34/108	35/106		
Third Down Efficiency	31.5%	33.0%		
Fourth Down-Made/Att	10/16	5/10		
Fourth Down Efficiency	62.5%	50.0%		

TOTAL NET YARDS	
Rushing	2,357 2,583
Avg. Per Game	261.9 287.0
Total Plays	517 481
Avg. Per Play	4.6 5.4

NET YARDS RUSHING	
Total	900 1,053
Avg. Per Game	100.0 117.0
Total Rushes	224 212
Avg. Per Rush	4.0 5.0

NET YARDS PASSING	
Total	1,457 1,530
Avg. Per Game	161.9 170.0
Sacked/Yards Lost	29/208 23/162
Gross Yards	1,665 1,692
Attempts/Completions	264/162 246/152
Pct. of Completion	61.4% 61.8%
Had Intercepted	5 7

PUNTS/AVERAGE	
Total	37/49.1 34/48.4
Net Punting Average	42.2 42.6

PUNT RETURN/AVG.	
Total	14/8.2 19/11.5
Kickoff Return/Avg.	12/27.9 10/29.3

INTERCEPTION RETURN/AVG.	
Total	7/8.1 5/7.2

PENALTIES/YARDS	
Total	51/373 54/393

FUMBLES/BALL LOST	
Total	8/3 12/14

TOUCHDOWNS	
Rushing	9 9
Passing	9 5
Returns	2 0

EXTRA POINTS/ATTEMPTS	
Total	15/16 11/11

TWO POINT CONVERSION/ATT.	
Total	2/4 0/2

FIELD GOALS/ATTEMPTS	
Total	11/13 17/20
Avg. Time of Possession	27:03 32:57

SCORE BY PERIODS										
	Q1	Q2	Q3	Q4	OT	PTS				
TEAM	10	63	34	65	0	172				
OPPONENTS	36	50	26	36	0	148				

SCORING										
	TD	RU	PA	RT	K-PAT	FG	2PT	S	PTS	
C. Santos	0	0	0	0	15/16	11/13	0	0	48	
D. Swift	4	4	0	0	0/0	0/0	1	0	26	
R. Johnson	4	4	0	0	0/0	0/0	0	0	24	
C. Kmet	3	0	3	0	0/0	0/0	1	0	20	
D. Moore	3	0	3	0	0/0	0/0	0	0	18	
K. Allen	2	0	2	0	0/0	0/0	0	0	12	
K. Herbert	1	1	0	0	0/0	0/0	0	0	6	
R. Odunze	1	0	1	0	0/0	0/0	0	0	6	
J. Owens	1	0	0	1	0/0	0/0	0	0	6	
T. Stevenson	1	0	0	1	0/0	0/0	0	0	6	
TEAM	20	9	9	2	15/16	11/13	2	0	172	
OPPONENTS	14	9	5	0	11/11	17/20	0	0	148	

PASSING											
	ATT	COMP	YDS	QMP%	YDS/ATT	TD	TD%	INT	INT%	LONG	RATING
C. Williams	264	162	1,665	61.4	6.3	9	3.4	5	1.9	47	29 208 83.0
TEAM	264	162	1,665	61.4	6.3	9	3.4	5	1.9	47	29 208 83.0
OPPONENTS	246	152	1,692	61.8	6.9	5	2.0	7	2.8	61	23 162 77.2

RUSHING						
	NO.	YDS	AVG	LONG	TD	
D. Swift	125	595	4.0	56	4	
C. Williams	38	221	5.8	24	0	
R. Johnson	35	108	3.1	9	4	
K. Herbert	8	16	2.0	6	1	
T. Homer	3	16	5.3	6	0	
D. Moore	4	15	3.8	14	0	
R. Odunze	3	15	5.0	8	0	
V. Jones Jr.	2	11	5.5	6	0	
T. Bagent	6	-7	-1.2	-1	0	
TEAM	224	900	4.0	56	9	
OPPONENTS	212	1,053	5.0	53	9	

RECEIVING						
	TAR	NO.	YDS	AVG	LONG	TD
D. Moore	60	37	374	10.1	44	3
R. Odunze	44	25	391	15.6	47	1
K. Allen	42	21	197	9.4	22	2
C. Kmet	30	27	303	11.2	31	3
D. Swift	29	25	224	9.0	42	0
D. Carter	13	8	67	8.4	14	0
R. Johnson	11	8	65	8.1	17	0
G. Everitt	11	7	30	4.3	17	0
K. Herbert	2	2	4	2.0	2	0
V. Jones Jr.	1	1	8	8.0	8	0
M. Lewis	1	1	2	2.0	2	0
TEAM	244	162	1,665	10.3	47	9
OPPONENTS	229	152	1,692	11.1	61	5

INTERCEPTIONS						
	NO.	YDS	AVG	LONG	TD	
J. Johnson	2	11	5.5	9	0	
T. Stevenson	1	43	43.0	43	1	
J. Blackwell	1	10	10.0	10	0	
J. Brisker	1	0	0.0	0	0	
K. Byard III	1	0	0.0	0	0	
T. Edmunds	1	0	0.0	0	0	
TEAM	7	64	9.1	43	1	
OPPONENTS	5	36	7.2	22	0	

FUMBLES						
	FUM	LST	FF	REC	TD	
C. Williams	4	2	0	1	0	
V. Jones Jr.	1	1	0	0	0	
T. Jenkins	0	0	0	2	0	
R. Odunze	1	0	0	0	0	
M. Pryor	0	0	0	1	0	
D. Swift	2	0	0	0	0	
TEAM	8	3	0	4	0	
OPPONENTS	12	8	0	2	0	

PUNTING									
	NO.	YDS	AVG	NET	TB	IN	LG	B	
T. Taylor	37	1,818	49.1	42.2	2	16	68	0	
TEAM	37	1,818	49.1	42.2	2	16	68	0	
OPPONENTS	34	1,647	48.4	42.6	2	18	67	1	

PUNT RETURNS						
	RET	FC	YDS	AVG	LONG	TD
D. Carter	14	7	115	8.2	20	0
TEAM	14	7	115	8.2	20	0
OPPONENTS	19	8	218	11.5	27	0

KICKOFF RETURNS						
	NO.	YDS	AVG	LONG	TD	
D. Carter	9	285	31.7	67	0	
K. Herbert	1	28	28.0	28	0	
J. Blackwell	1	22	22.0	22	0	
V. Jones Jr.	1	0	0.0	0	0	
TEAM	12	335	27.9	67	0	
OPPONENTS	18	528	29.3	43	0	

FIELD GOALS						
	1-19	20-29	30-39	40-49	50+	
C. Santos	0/0	2/2	1/1	2/3	6/7	
TEAM	0/0	2/2	1/1	2/3	6/7	
OPPONENTS	0/0	5/5	3/3	4/6	5/6	

C. Santos: (24G, 50G, 48G) (53G, 54G) (56SH, 53G) (40G) (33G) (43G) (-) (29G, 53G, 53G) (-)
 OPP: (40G) (56G, 47G, 59G, 53G) (46G, 37G, 43WL, 25G, 52G) (45WL, 27G) (30G) (27G, 30G, 28G, 47G, 51SH) (29G, 55G)

STATS MATCH-UP: PLAYERS

GREEN BAY			CHICAGO		
	PLAYER	STAT		PLAYER	STAT
OFFENSIVE			OFFENSIVE		
Passing Yards	Jordan Love	1,820	Passing Yards	Caleb Williams	1,665
Passing Attempts	Jordan Love	240	Passing Attempts	Caleb Williams	264
Passing Completions	Jordan Love	147	Passing Completions	Caleb Williams	162
Completion Pct.	Malik Willis	74.4%	Completion Pct.	Caleb Williams	61.4%
Passing TDs	Jordan Love	15	Passing TDs	Caleb Williams	9
Rushing Yards	Josh Jacobs	762	Rushing Yards	D'Andre Swift	505
Rushing Avg.	Emanuel Wilson	12	Rushing Avg.	Velus Jones Jr.	6
Rushing TDs	Josh Jacobs	3	Rushing TDs	Roschon Johnson	4
				D'Andre Swift	
Receptions	Jayden Reed	36	Receptions	DJ Moore	37
Receiving Yards	Jayden Reed	620	Receiving Yards	Rome Odunze	391
Avg. Yards-Per-Rec	Jayden Reed	17.2	Avg. Yards-Per-Rec	Rome Odunze	15.6
Receiving TDs	Tucker Kraft	5	Receiving TDs	DJ Moore	3
				Cole Kmet	
Points	Brayden Narveson	52	Points	Cairo Santos	48
DEFENSIVE			DEFENSIVE		
Sacks/Yards	Devonte Wyatt	3.0/16.0	Sacks/Yards	Gervon Dexter Sr.	4.0/28.0
Int/Yards/Longest	Xavier McKinney	6/63/63	Int/Yards/Longest	Tyrique Stevenson	1/43/43T
				Josh Blackwell	
				Tremaine Edmunds	
Solo/Assists/Tackles	Quay Walker	46/18/64	Solo/Assists/Tackles	T.J. Edwards	35/25/60
FF/FR	Devonte Wyatt	2/0	FF/FR	Kevin Byard III	2/0
				Kyler Gordon	
				Elijah Hicks	
Quarterback Hits	Rashan Gary	8	Quarterback Hits	Gervon Dexter Sr.	12
Passes Defensed	Xavier McKinney	7	Passes Defensed	Tyrique Stevenson	8
	Jaire Alexander				
Tackles for Loss	Eric Wilson	7	Tackles for Loss	Montez Sweat	5
SPECIAL TEAMS			SPECIAL TEAMS		
ST Tackles	Zayne Anderson	6	ST Tackles	Daniel Hardy	5
KO Returns	Keisean Nixon	7	KO Returns	DeAndre Carter	9
KO Returns Yards (avg)	Keisean Nixon	195 (27.9)	KO Returns Yards (avg)	DeAndre Carter	285 (31.7)
Punt Returns	Jayden Reed	8	Punt Returns	DeAndre Carter	14
Punt Returns Yards (avg)	Jayden Reed	49 (6.1)	Punt Returns Yards (avg)	DeAndre Carter	115 (8.2)
Field Goals Made/Att	Brayden Narveson	12/17 (70.6%)	Field Goals Made/Att	Cairo Santos	11/13 (84.6%)
Punts	Daniel Whelan	31	Punts	Tory Taylor	37
Punt Yards (Avg/Net Avg)	Daniel Whelan	1,478 (47.7/43.9)	Punt Yards (Avg/Net Avg)	Tory Taylor	1,818 (49.1/42.2)

OFFENSE - TEAM STATS - GAME-BY-GAME

2024 REGULAR SEASON PACKERS GAME-BY-GAME OFFENSE

	09/06 @ PHI	09/15 IND	09/22 @ TEN	09/29 MIN	10/06 @ LAR	10/13 ARI	10/20 HOU	10/27 @ JAX	11/03 DET	11/17 @ CHI	11/24 SF	11/28 MIA	12/05 @ DET	12/15 @ SEA	12/23 NO	12/29 @ MIN	01/05 CHI	Totals
FIRST DOWNS																		
Total	19	19	16	24	19	27	18	22	20									184
Rushing	7	13	9	3	9	9	4	8	7									69
Passing	9	6	6	19	8	15	12	11	10									96
Penalty	3	0	1	2	2	3	2	3	3									19
THIRD DOWNS																		
Attempts	11	17	14	12	8	12	10	11	12									107
Converted	3	10	5	4	1	7	4	3	3									40
Percentage	27.3%	58.8%	35.7%	33.3%	12.5%	58.3%	40.0%	27.3%	25.0%									37.4%
FOURTH DOWNS																		
Attempts	1	0	0	2	0	1	0	0	3									7
Converted	1	0	0	0	0	1	0	0	2									4
Percentage	100.0%	0	0	0.0%	0	100.0%	0	0	66.7%									57.1%
TOT. OFFENSE																		
Net Yards	414	383	378	465	328	437	277	422	411									3,515
Plays	58	67	59	74	58	70	56	67	62									571
Avg./Play	7.1	5.7	6.4	6.3	5.7	6.2	4.9	6.3	6.6									6.2
RUSHING																		
Net Yards	163	261	188	86	126	179	82	170	138									1,393
Rush. Att.	21	53	37	19	30	38	20	39	23									280
Avg./Att.	7.8	4.9	5.1	4.5	4.2	4.7	4.1	4.4	6.0									5.0
PASSING																		
Net Yards	251	122	190	379	202	258	195	252	273									2,122
Attempts	35	14	19	54	26	32	33	27	39									279
Completions	17	12	13	32	15	22	24	18	23									176
Intercepted	1	0	0	3	1	1	2	1	1									10
Gross Yards	260	122	202	389	224	258	220	252	273									2,200
Sacked	2.0	0.0	3.0	1.0	2.0	0.0	3.0	1.0	0.0									12.0
Yards Lost	9	0	12	10	22	0	25	0	0									78
ADVANCES																		
Rushes	21	53	37	19	30	38	20	39	23									280
Completions	17	12	13	32	15	22	24	18	23									176
Totals	38	65	50	51	45	60	44	57	46									456
Total Drives	11	10	10	15	11	11	11	13	9									101
PENALTIES																		
Number	10	6	10	8	7	5	8	3	10									67
Yards	71	50	75	68	39	40	55	20	67									485
FUMBLES																		
Number	1	2	0	1	1	0	1	0	3									9
Lost	0	1	0	1	0	0	1	0	0									3
PUNTING																		
Yards	74	139	244	180	186	46	284	241	84									1,478
Punts	2	3	5	3	5	1	5	5	2									31
Net Avg.	37.0	46.3	36.0	56.7	37.2	46.0	51.6	44.8	42.0									43.9
Gross Avg.	37.0	46.3	48.8	60.0	37.2	46.0	56.8	48.2	42.0									47.7
SCORING																		
Points	29	16	30	29	24	34	24	30	14									230
Q1	6	10	17	0	7	7	0	0	3									50
Q2	13	0	3	7	3	17	14	13	0									70
Q3	7	3	7	0	14	7	7	7	3									55
Q4	3	3	3	22	0	3	3	10	8									55
OT	0	0	0	0	0	0	0	0	0									0
TD Rushing	1	0	1	0	1	0	0	2	1									6
TD Passing	2	1	1	4	2	4	3	1	0									18
TD KO Returns	0	0	0	0	0	0	0	0	0									0
TD Punt Returns	0	0	0	0	0	0	0	0	0									0
TD Sp. Teams	0	0	0	0	0	0	0	0	0									0
TD Def. Returns	0	0	1	0	0	0	0	0	0									1
FG Attempts	4	4	3	2	1	3	1	3	3									24
FG Made	3	3	3	0	1	2	1	3	2									18
Safety	0	0	0	0	0	0	0	0	0									0
2-Pt Attempts	1	0	0	1	0	0	0	0	1									3
2-Pt Made	0	0	0	1	0	0	0	0	1									2
TOP	27:13	40:11	32:28	27:45	27:19	36:35	28:43	34:09	28:49									31:28

DEFENSE - TEAM STATS - GAME-BY-GAME

2024 REGULAR SEASON PACKERS GAME-BY-GAME DEFENSE

	09/06 @ PHI	09/15 IND	09/22 @ TEN	09/29 MIN	10/06 @ LAR	10/13 ARI	10/20 HOU	10/27 @ JAX	11/03 DET	11/17 @ CHI	11/24 SF	11/28 @ MIA	12/05 @ DET	12/15 @ SEA	12/23 NO	12/29 @ MIN	01/05 CHI	Totals
FIRST DOWNS																		
Total	25	19	18	22	24	16	15	19	17									175
Rushing	8	8	3	8	12	5	9	5	8									66
Passing	14	10	14	11	11	8	6	14	8									96
Penalty	3	1	1	3	1	3	0	0	1									13
THIRD DOWNS																		
Attempts	14	9	9	11	16	10	13	9	12									103
Converted	4	2	3	4	8	4	4	1	4									34
Percentage	28.6%	22.2%	33.3%	36.4%	50.0%	40.0%	30.8%	11.1%	33.3%									33.0%
FOURTH DOWNS																		
Attempts	1	2	1	1	4	0	0	1	2									12
Converted	1	1	0	0	2	0	0	1	2									7
Percentage	100.0%	50.0%	0.0%	0.0%	50.0%	0	0	100.0%	100.0%									58.3%
TOT. OFFENSE																		
Net Yards	410	338	237	374	370	303	197	390	261									2,880
Plays	74	53	53	64	76	55	58	56	55									544
Avg./Play	5.5	6.4	4.5	5.8	4.9	5.5	3.4	7.0	4.7									5.3
RUSHING																		
Net Yards	144	140	33	120	134	89	142	91	124									1,017
Rush. Att.	38	18	11	34	28	23	33	23	32									240
Avg./Att.	3.8	7.8	3.0	3.5	4.8	3.9	4.3	4.0	3.9									4.2
PASSING																		
Net Yards	266	198	204	254	236	214	55	299	137									1,863
Attempts	34	34	34	28	45	32	21	32	22									282
Completions	20	17	26	20	29	22	10	21	18									183
Intercepted	2	3	2	1	1	0	0	1	0									10
Gross Yards	278	204	260	275	260	214	86	308	145									2,030
Sacked	2.0	1.0	8.0	2.0	3.0	0.0	4.0	1.0	1.0									22.0
Yards Lost	12	6	56	21	24	0	31	9	8									167
ADVANCES																		
Rushes	38	18	11	34	28	23	33	23	32									240
Completions	20	17	26	20	29	22	10	21	18									183
Totals	58	35	37	54	57	45	43	44	50									423
Total Drives	11	10	11	15	9	10	12	12	8									98
PENALTIES																		
Number	7	3	2	7	5	13	5	8	5									55
Yards	57	20	15	55	30	100	55	59	51									442
FUMBLES																		
Number	2	3	1	2	1	3	0	2	0									14
Lost	1	0	1	2	1	3	0	1	0									9
PUNTING																		
Yards	101	161	187	225	129	211	307	298	200									1,819
Punts	2	3	4	5	3	4	6	5	4									36
Net Avg.	50.5	47.0	43.0	40.8	43.0	36.0	45.7	49.0	48.0									44.5
Gross Avg.	50.5	53.7	46.8	45.0	43.0	52.8	51.2	59.6	50.0									50.5
SCORING																		
Points	34	10	14	31	19	13	22	27	24									194
Q1	0	0	7	14	0	0	3	0	0									24
Q2	17	0	0	14	13	10	16	10	17									97
Q3	14	3	7	0	0	3	0	7	7									41
Q4	3	7	0	3	6	0	3	10	0									32
OT	0	0	0	0	0	0	0	0	0									0
TD Rushing	2	0	0	1	1	0	2	1	1									8
TD Passing	2	1	2	3	1	1	0	2	1									13
TD KO Returns	0	0	0	0	0	0	0	0	0									0
TD Punt Returns	0	0	0	0	0	0	0	0	0									0
TD Sp. Teams	0	0	0	0	0	0	0	0	0									0
TD Def. Returns	0	0	0	0	1	0	0	0	1									2
FG Attempts	2	2	0	1	0	2	3	2	1									13
FG Made	2	1	0	1	0	2	3	2	1									12
Safety	0	0	0	0	0	0	0	0	0									0
2-Pt Attempts	0	0	0	0	1	0	1	0	0									2
2-Pt Made	0	0	0	0	0	0	0	0	0									0
TOP	32:47	19:49	27:32	32:15	32:41	23:25	31:17	25:51	31:11									28:32

SACKS / QB HITS / PASSES DEFENSED

2024 REGULAR SEASON

QUARTERBACK SACKS				
DATE	OPPONENT	SACKS	YARDS	PLAYERS
09/06	at Philadelphia	2.0	12	Rashan Gary 1.0-6.0, Keisean Nixon 1.0-6.0
09/15	Indianapolis	1.0	6	Devonte Wyatt 1.0-6.0
09/22	at Tennessee	8.0	56	Preston Smith 2.0-17.0, Devonte Wyatt 2.0-10.0, Kingsley Enagbare 1.5-19.5, Lukas Van Ness 1.0-4.0, Edgerrin Cooper 0.5-5.5, Isaiah McDuffie 0.5-0.0, Quay Walker 0.5-0.0
09/29	Minnesota	2.0	21	Keisean Nixon 1.0-8.0, Quay Walker 1.0-13.0
10/06	at L.A. Rams	3.0	24	Karl Brooks 1.5-11.5, Edgerrin Cooper 1.0-9.0, Preston Smith 0.5-3.5
10/13	Arizona	0.0	0	--
10/20	Houston	4.0	31	Eric Wilson 2.0-17.0, Rashan Gary 1.0-6.0, Xavier McKinney 1.0-8.0
10/27	at Jacksonville	1.0	9	Edgerrin Cooper 1.0-9.0
11/03	Detroit	1.0	8	Rashan Gary 0.5-4.0, Arron Mosby 0.5-4.0
11/17	at Chicago	--	--	--
11/24	San Francisco	--	--	--
11/28	Miami	--	--	--
12/05	at Detroit	--	--	--
12/15	at Seattle	--	--	--
12/23	New Orleans	--	--	--
12/29	at Minnesota	--	--	--
01/05	Chicago	--	--	--
TOTALS		22.0	167	DEVONTE WYATT 3.0-16.0, EDGERRIN COOPER 2.5-23.5, RASHAN GARY 2.5-16.0, PRESTON SMITH 2.5-20.5, KEISEAN NIXON 2.0-14.0, ERIC WILSON 2.0-17.0, KARL BROOKS 1.5-11.5, KINGSLEY ENAGBARE 1.5-19.5, QUAY WALKER 1.5-13.0, XAVIER MCKINNEY 1.0-8.0, LUKAS VAN NESS 1.0-4.0, ISAAH MCDUFFIE 0.5-0.0, ARRON MOSBY 0.5-4.0

QUARTERBACK HITS			
DATE	OPPONENT	QBH	PLAYERS
09/06	at Philadelphia	5	Rashan Gary 2, Keisean Nixon 2, Isaiah McDuffie 1
09/15	Indianapolis	3	Devonte Wyatt 2, Isaiah McDuffie 1
09/22	at Tennessee	12	Devonte Wyatt 3, Kingsley Enagbare 2, Preston Smith 2, Karl Brooks 1, Edgerrin Cooper 1, Isaiah McDuffie 1, Lukas Van Ness 1, Quay Walker 1
09/29	Minnesota	3	Keisean Nixon 1, T.J. Slaton 1, Quay Walker 1
10/06	at L.A. Rams	10	Karl Brooks 3, Kenny Clark 2, Edgerrin Cooper 2, Kingsley Enagbare 1, T.J. Slaton 1, Preston Smith 1
10/13	Arizona	1	Rashan Gary 1
10/20	Houston	7	Rashan Gary 3, Eric Wilson 2, Xavier McKinney 1, Colby Wooden 1
10/27	at Jacksonville	4	Edgerrin Cooper 1, Rashan Gary 1, Preston Smith 1, Lukas Van Ness 1
11/03	Detroit	4	Rashan Gary 1, Arron Mosby 1, Keisean Nixon 1, Colby Wooden 1
11/17	at Chicago	--	--
11/24	San Francisco	--	--
11/28	Miami	--	--
12/05	at Detroit	--	--
12/15	at Seattle	--	--
12/23	New Orleans	--	--
12/29	at Minnesota	--	--
01/05	Chicago	--	--
TOTALS		49	RASHAN GARY 8, DEVONTE WYATT 5, KARL BROOKS 4, EDGERRIN COOPER 4, KEISEAN NIXON 4, PRESTON SMITH 4, KINGSLEY ENAGBARE 3, ISAAH MCDUFFIE 3, KENNY CLARK 2, T.J. SLATON 2, LUKAS VAN NESS 2, QUAY WALKER 2, ERIC WILSON 2, COLBY WOODEN 2, XAVIER MCKINNEY 1, ARRON MOSBY 1

PASSES DEFENSED			
DATE	OPPONENT	PD	PLAYERS
09/06	at Philadelphia	6	Jaire Alexander 2, Edgerrin Cooper 1, Rashan Gary 1, Xavier McKinney 1, Keisean Nixon 1
09/15	Indianapolis	7	Jaire Alexander 1, Javon Bullard 1, Isaiah McDuffie 1, Xavier McKinney 1, Carrington Valentine 1, Evan Williams 1, Eric Wilson 1
09/22	at Tennessee	2	Jaire Alexander 1, Xavier McKinney 1
09/29	Minnesota	2	Isaiah McDuffie 1, Xavier McKinney 1
10/06	at L.A. Rams	5	Xavier McKinney 2, Evan Williams 2, Keisean Nixon 1
10/13	Arizona	2	Jaire Alexander 1, Keisean Nixon 1
10/20	Houston	1	Eric Wilson 1
10/27	at Jacksonville	5	Jaire Alexander 2, Edgerrin Cooper 1, Xavier McKinney 1, Colby Wooden 1
11/03	Detroit	0	--
11/17	at Chicago	--	--
11/24	San Francisco	--	--
11/28	Miami	--	--
12/05	at Detroit	--	--
12/15	at Seattle	--	--
12/23	New Orleans	--	--
12/29	at Minnesota	--	--
01/05	Chicago	--	--
TOTALS		30	JAIRE ALEXANDER 7, XAVIER MCKINNEY 7, KEISEAN NIXON 3, EVAN WILLIAMS 3, EDGERRIN COOPER 2, ISAAH MCDUFFIE 2, ERIC WILSON 2, JAVON BULLARD 1, RASHAN GARY 1, CARRINGTON VALENTINE 1, COLBY WOODEN 1

INTERCEPTIONS - FUMBLES

INTERCEPTIONS (AS OF NOV 5, 2024, 2:05 AM PST) 2024 : REGULAR SEASON

PACKERS INTERCEPTIONS		
PLAYERS	TIMES	WHERE/WHEN
Xavier McKinney	6	1 at Philadelphia - (9/6); 1 Indianapolis - (9/15); 1 at Tennessee - (9/22); 1 Minnesota - (9/29); 1 at L.A. Rams - (10/6); 1 at Jacksonville - (10/27)
Jaire Alexander	2	1 at Philadelphia - (9/6); 1 at Tennessee - (9/22)
Evan Williams	1	1 Indianapolis - (9/15)
Eric Wilson	1	1 Indianapolis - (9/15)
2024 TOTALS	10	

(AS OF NOV 5, 2024, 2:05 AM PST) 2024 : REGULAR SEASON

PLAYER	FUMBLES	LOST	OWN RECOVERED	OWN REC YARDS	FUMBLED GAMES
Jordan Love	4	0	2	-7	0 - at L.A. Rams (10/6); 0 - vs Detroit (11/3);
Josh Jacobs	2	1	0	0	0 - at Philadelphia (9/6); 1 - vs Indianapolis (9/15);
Corey Ballentine	1	1	0	0	1 - vs Houston (10/20);
Tucker Kraft	1	1	0	0	1 - vs Minnesota (9/29);
Jayden Reed	1	0	0	0	0 - vs Indianapolis (9/15);
Bo Melton	0	0	1	0	0 - at Philadelphia (9/6); 0 - vs Minnesota (9/29);
Emanuel Wilson	0	0	1	0	0 - vs Detroit (11/3);
2024 TOTALS	9	3	4	-7	--

INDIVIDUAL GXG STATS: PASSING

2024 REGULAR SEASON INDIVIDUAL GAME-BY-GAME STATS

PASSING:		JORDAN LOVE												
DATE	OPP.	ATT	CMP	YDS	CMP%	Y/A	Y/C	TD	TD%	INT	INT%	LG	SK/YD	RATE
09/06	at Philadelphia	34	17	260	50.0%	7.6	15.3	2	5.9%	1	2.9%	70t	1/5	83.0
09/15	Indianapolis													
09/22	at Tennessee													
09/29	Minnesota	54	32	389	59.3%	7.2	12.2	4	7.4%	3	5.6%	42	1/10	83.0
10/06	at L.A. Rams	26	15	224	57.7%	8.6	14.9	2	7.7%	1	3.8%	66t	2/22	95.7
10/13	Arizona	32	22	258	68.8%	8.1	11.7	4	12.5%	1	3.1%	44t	0/0	119.5
10/20	Houston	33	24	220	72.7%	6.7	9.2	3	9.1%	2	6.1%	30t	3/25	95.5
10/27	at Jacksonville	22	14	196	63.6%	8.9	14.0	0	0.0%	1	4.5%	67	0/0	73.3
11/03	Detroit	39	23	273	59.0%	7.0	11.9	0	0.0%	1	2.6%	41	0/0	69.7
11/17	at Chicago													
11/24	San Francisco													
11/28	Miami													
12/05	at Detroit													
12/15	at Seattle													
12/23	New Orleans													
12/29	at Minnesota													
TBD	Chicago													
TOTALS		240	147	1,820	61.3%	7.6	12.4	15	6.3%	10	4.2%	70t	7/62	88.2
CAREER TOTALS		902	569	6,585	63.1%	7.3	0.0	50	5.5%	24	2.7%	77	40/327	92.5

PASSING:		MALIK WILLIS												
DATE	OPP.	ATT	CMP	YDS	CMP%	Y/A	Y/C	TD	TD%	INT	INT%	LG	SK/YD	RATE
09/06	at Philadelphia	1	0	0	0.0%	0.0	0.0	0	0.0%	0	0.0%	0	1/4	39.6
09/15	Indianapolis	14	12	122	85.7%	8.7	10.2	1	7.1%	0	0.0%	39	0/0	126.8
09/22	at Tennessee	19	13	202	68.4%	10.6	15.5	1	5.3%	0	0.0%	37	3/12	120.9
09/29	Minnesota													
10/06	at L.A. Rams													
10/13	Arizona													
10/20	Houston													
10/27	at Jacksonville	5	4	56	80.0%	11.2	14.0	1	20.0%	0	0.0%	51	1/0	152.9
11/03	Detroit													
11/17	at Chicago													
11/24	San Francisco													
11/28	Miami													
12/05	at Detroit													
12/15	at Seattle													
12/23	New Orleans													
12/29	at Minnesota													
TBD	Chicago													
TOTALS		39	29	380	74.4%	9.7	13.1	3	7.7%	0	0.0%	51	5/16	130.3
CAREER TOTALS		105	64	730	61.0%	7.0	0.0	3	2.9%	3	2.9%	51	19/95	79.5

INDIVIDUAL GXG STATS: RUSHING

2024 REGULAR SEASON INDIVIDUAL GAME-BY-GAME STATS

RUSHING:	CHRIS BROOKS					JOSH JACOBS					TUCKER KRAFT				
DATE OPP.	NO.	YDS	AVG	LG	TD	NO.	YDS	AVG	LG	TD	NO.	YDS	AVG	LG	TD
09/06 at Philadelphia	<i>PRACTICE SQUAD</i>					16	84	5.3	32	0	0	0	0.0	--	0
09/15 Indianapolis	<i>PRACTICE SQUAD</i>					32	151	4.7	34	0	0	0	0.0	--	0
09/22 at Tennessee	3	3	1.0	3	0	14	43	3.1	10	0	0	0	0.0	--	0
09/29 Minnesota	0	0	0.0	--	0	9	51	5.7	13	0	0	0	0.0	--	0
10/06 at L.A. Rams	0	0	0.0	--	0	19	73	3.8	13	1	0	0	0.0	--	0
10/13 Arizona	4	21	5.3	11	0	18	62	3.4	14	0	1	2	2.0	2	0
10/20 Houston	0	0	0.0	--	0	12	76	6.3	27	0	0	0	0.0	--	0
10/27 at Jacksonville	4	16	4.0	8	0	25	127	5.1	38t	2	0	0	0.0	--	0
11/03 Detroit	2	13	6.5	9	0	13	95	7.3	37	0	1	2	2.0	2	0
11/17 at Chicago															
11/24 San Francisco															
11/28 Miami															
12/05 at Detroit															
12/15 at Seattle															
12/23 New Orleans															
12/29 at Minnesota															
TBD Chicago															
TOTALS	13	53	4.1	11	0	158	762	4.8	38t	3	2	4	2.0	2	0
CAREER TOTALS	32	159	5.0	52	0	1,463	6,307	4.3	86t	49	2	4	2.0	2	0

RUSHING:	MARSHAWN LLOYD					JORDAN LOVE					BO MELTON				
DATE OPP.	NO.	YDS	AVG	LG	TD	NO.	YDS	AVG	LG	TD	NO.	YDS	AVG	LG	TD
09/06 at Philadelphia	<i>INACTIVE/INJURY</i>					0	0	0.0	--	0	0	0	0.0	--	0
09/15 Indianapolis	6	15	2.5	5	0	<i>INACTIVE/INJURY</i>					2	8	4.0	16	0
09/22 at Tennessee	<i>INJURED RESERVE</i>					<i>INACTIVE/INJURY</i>					0	0	0.0	--	0
09/29 Minnesota	<i>INJURED RESERVE</i>					1	6	6.0	6	0	0	0	0.0	--	0
10/06 at L.A. Rams	<i>INJURED RESERVE</i>					3	10	3.3	12	0	0	0	0.0	--	0
10/13 Arizona	<i>INJURED RESERVE</i>					5	13	2.6	6	0	2	27	13.5	16	0
10/20 Houston	<i>INJURED RESERVE</i>					0	0	0.0	--	0	1	-1	-1.0	-1	0
10/27 at Jacksonville	<i>INJURED RESERVE</i>					1	-1	-1.0	-1	0	0	0	0.0	--	0
11/03 Detroit	<i>INJURED RESERVE</i>					3	0	0.0	--	0	0	0	0.0	--	0
11/17 at Chicago															
11/24 San Francisco															
11/28 Miami															
12/05 at Detroit															
12/15 at Seattle															
12/23 New Orleans															
12/29 at Minnesota															
TBD Chicago															
TOTALS	6	15	2.5	5	0	13	28	2.2	12	0	5	34	6.8	16	0
CAREER TOTALS	6	15	2.5	5	0	76	301	4.0	37	4	8	55	6.9	16	0

RUSHING:	JAYDEN REED					CHRISTIAN WATSON					MALIK WILLIS				
DATE OPP.	NO.	YDS	AVG	LG	TD	NO.	YDS	AVG	LG	TD	NO.	YDS	AVG	LG	TD
09/06 at Philadelphia	1	33	33.0	33t	1	0	0	0.0	--	0	0	0	0.0	--	0
09/15 Indianapolis	2	37	18.5	22	0	0	0	0.0	--	0	6	41	6.8	19	0
09/22 at Tennessee	2	19	9.5	15	0	0	0	0.0	--	0	6	73	12.2	29	1
09/29 Minnesota	1	2	2.0	2	0	0	0	0.0	--	0	<i>DID NOT PLAY</i>				
10/06 at L.A. Rams	2	19	9.5	11	0	<i>INACTIVE/INJURY</i>					<i>DID NOT PLAY</i>				
10/13 Arizona	1	0	0.0	--	0	0	0	0.0	--	0	<i>DID NOT PLAY</i>				
10/20 Houston	1	0	0.0	--	0	1	-4	-4.0	-4	0	<i>DID NOT PLAY</i>				
10/27 at Jacksonville	1	0	0.0	--	0	0	0	0.0	--	0	4	23	5.8	20	0
11/03 Detroit	0	0	0.0	--	0	0	0	0.0	--	0	<i>DID NOT PLAY</i>				
11/17 at Chicago															
11/24 San Francisco															
11/28 Miami															
12/05 at Detroit															
12/15 at Seattle															
12/23 New Orleans															
12/29 at Minnesota															
TBD Chicago															
TOTALS	11	110	10.0	33t	1	1	-4	-4.0	-4	0	16	137	8.6	29	1
CAREER TOTALS	22	229	10.4	33t	3	12	87	7.3	46t	2	48	281	5.9	29	2

INDIVIDUAL GXG STATS: RUSHING

RUSHING:		EMANUEL WILSON				
DATE	OPP.	NO.	YDS	AVG	LG	TD
09/06	at Philadelphia	4	46	11.5	18	0
09/15	Indianapolis	5	9	1.8	4	0
09/22	at Tennessee	12	50	4.2	10	0
09/29	Minnesota	8	27	3.4	8	0
10/06	at L.A. Rams	6	24	4.0	7	0
10/13	Arizona	7	54	7.7	16	0
10/20	Houston	5	11	2.2	5	0
10/27	at Jacksonville	4	5	1.3	4	0
11/03	Detroit	4	28	7.0	19	1
11/17	at Chicago					
11/24	San Francisco					
11/28	Miami					
12/05	at Detroit					
12/15	at Seattle					
12/23	New Orleans					
12/29	at Minnesota					
TBD	Chicago					
TOTALS		55	254	4.6	19	1
CAREER TOTALS		69	339	4.9	31	1

INDIVIDUAL GXG STATS: RECEIVING

2024 REGULAR SEASON INDIVIDUAL GAME-BY-GAME STATS

RECEIVING:		CHRIS BROOKS					ROMEO DOUBS					MALIK HEATH					
DATE	OPP.	NO.	YDS	AVG	LG	TD	NO.	YDS	AVG	LG	TD	NO.	YDS	AVG	LG	TD	
09/06	at Philadelphia	<i>PRACTICE SQUAD</i>					4	50	12.5	19	0	<i>INACTIVE</i>					
09/15	Indianapolis	<i>PRACTICE SQUAD</i>					3	62	20.7	39	0	0	0	0.0	--	0	0
09/22	at Tennessee	0	0	0.0	--	0	1	18	18.0	18	0	0	0	0.0	--	0	0
09/29	Minnesota	0	0	0.0	--	0	4	39	9.8	20	0	2	12	6.0	9	0	0
10/06	at L.A. Rams	0	0	0.0	--	0	<i>DID NOT PLAY</i>					2	14	7.0	7	0	0
10/13	Arizona	0	0	0.0	--	0	3	49	16.3	20t	2	0	0	0.0	--	0	0
10/20	Houston	0	0	0.0	--	0	8	94	11.8	23	0	0	0	0.0	--	0	0
10/27	at Jacksonville	1	1	1.0	1	0	3	72	24.0	29	0	0	0	0.0	--	0	0
11/03	Detroit	3	28	9.3	13	0	4	28	7.0	8	0	<i>INACTIVE</i>					
11/17	at Chicago																
11/24	San Francisco																
11/28	Miami																
12/05	at Detroit																
12/15	at Seattle																
12/23	New Orleans																
12/29	at Minnesota																
TBD	Chicago																
TOTALS		4	29	7.3	13	0	30	412	13.7	39	2	4	26	6.5	9	0	0
CAREER TOTALS		4	29	7.3	13	0	131	1,511	11.5	39	13	19	151	7.9	16	1	0

RECEIVING:		JOSH JACOBS					TUCKER KRAFT					MARSHAWN LLOYD					
DATE	OPP.	NO.	YDS	AVG	LG	TD	NO.	YDS	AVG	LG	TD	NO.	YDS	AVG	LG	TD	
09/06	at Philadelphia	2	20	10.0	11	0	2	37	18.5	29	0	<i>INACTIVE/INJURY</i>					
09/15	Indianapolis	0	0	0.0	--	0	2	16	8.0	17	0	1	3	3.0	3	0	0
09/22	at Tennessee	1	5	5.0	5	0	2	24	12.0	21	0	<i>INJURED RESERVE</i>					
09/29	Minnesota	4	27	6.8	9	0	6	53	8.8	21	1	<i>INJURED RESERVE</i>					
10/06	at L.A. Rams	1	21	21.0	21	0	4	88	22.0	66t	2	<i>INJURED RESERVE</i>					
10/13	Arizona	3	28	9.3	14	0	2	13	6.5	8	0	<i>INJURED RESERVE</i>					
10/20	Houston	5	16	3.2	8t	1	3	33	11.0	14t	1	<i>INJURED RESERVE</i>					
10/27	at Jacksonville	1	-2	-2.0	-2	0	3	78	26.0	67	1	<i>INJURED RESERVE</i>					
11/03	Detroit	2	13	6.5	11	0	4	34	8.5	13	0	<i>INJURED RESERVE</i>					
11/17	at Chicago																
11/24	San Francisco																
11/28	Miami																
12/05	at Detroit																
12/15	at Seattle																
12/23	New Orleans																
12/29	at Minnesota																
TBD	Chicago																
TOTALS		19	128	6.7	21	1	28	376	13.4	67	5	1	3	3.0	3	0	0
CAREER TOTALS		216	1,576	7.3	43	1	59	731	12.4	67	7	1	3	3.0	3	0	0

RECEIVING:		BO MELTON					LUKE MUSGRAVE					JAYDEN REED				
DATE	OPP.	NO.	YDS	AVG	LG	TD	NO.	YDS	AVG	LG	TD	NO.	YDS	AVG	LG	TD
09/06	at Philadelphia	0	0	0.0	--	0	0	0	0.0	--	0	4	138	34.5	70t	1
09/15	Indianapolis	0	0	0.0	--	0	1	6	6.0	6	0	2	9	4.5	9	0
09/22	at Tennessee	0	0	0.0	--	0	1	3	3.0	3	0	4	50	12.5	30	0
09/29	Minnesota	1	28	28.0	28	0	3	13	4.3	5	0	7	139	19.9	42	1
10/06	at L.A. Rams	1	12	12.0	12	0	<i>DID NOT PLAY</i>					4	78	19.5	53	0
10/13	Arizona	1	6	6.0	6	0	<i>INJURED RESERVE</i>					6	28	4.7	7	1
10/20	Houston	1	8	8.0	8	0	<i>INJURED RESERVE</i>					2	10	5.0	6	0
10/27	at Jacksonville	0	0	0.0	--	0	<i>INJURED RESERVE</i>					2	55	27.5	51	0
11/03	Detroit	1	19	19.0	19	0	<i>INJURED RESERVE</i>					5	113	22.6	41	0
11/17	at Chicago															
11/24	San Francisco															
11/28	Miami															
12/05	at Detroit															
12/15	at Seattle															
12/23	New Orleans															
12/29	at Minnesota															
TBD	Chicago															
TOTALS		5	73	14.6	28	0	5	22	4.4	6	0	36	620	17.2	70t	3
CAREER TOTALS		21	291	13.9	37	1	39	374	9.6	37	1	100	1,413	14.1	70t	11

INDIVIDUAL GXG STATS: RECEIVING

RECEIVING:		BEN SIMS					CHRISTIAN WATSON					DONTAYVION WICKS				
DATE	OPP.	NO.	YDS	AVG	LG	TD	NO.	YDS	AVG	LG	TD	NO.	YDS	AVG	LG	TD
09/06	at Philadelphia	0	0	0.0	--	0	3	13	4.3	6	1	0	0	0.0	--	0
09/15	Indianapolis	0	0	0.0	--	0	0	0	0.0	--	0	3	26	8.7	14t	1
09/22	at Tennessee	0	0	0.0	--	0	2	67	33.5	37	0	0	0	0.0	--	0
09/29	Minnesota	0	0	0.0	--	0	0	0	0.0	--	0	5	78	15.6	36	2
10/06	at L.A. Rams	0	0	0.0	--	0	<i>INACTIVE/INJURY</i>					2	20	10.0	10	0
10/13	Arizona	2	38	19.0	28	0	3	68	22.7	44t	1	1	9	9.0	9	0
10/20	Houston	1	2	2.0	2	0	1	9	9.0	9	0	3	48	16.0	30t	1
10/27	at Jacksonville	0	0	0.0	--	0	4	39	9.8	14	0	2	11	5.5	6	0
11/03	Detroit	0	0	0.0	--	0	3	37	12.3	19	0	0	0	0.0	--	0
11/17	at Chicago															
11/24	San Francisco															
11/28	Miami															
12/05	at Detroit															
12/15	at Seattle															
12/23	New Orleans															
12/29	at Minnesota															
TBD	Chicago															
TOTALS		3	40	13.3	28	0	16	233	14.6	44t	2	16	192	12.0	36	4
CAREER TOTALS		7	61	8.7	28	1	85	1,266	14.9	77	14	55	773	14.1	36	8

RECEIVING:		EMANUEL WILSON				
DATE	OPP.	NO.	YDS	AVG	LG	TD
09/06	at Philadelphia	2	2	1.0	2	0
09/15	Indianapolis	0	0	0.0	--	0
09/22	at Tennessee	2	35	17.5	30t	1
09/29	Minnesota	0	0	0.0	--	0
10/06	at L.A. Rams	1	-9	-9.0	-9	0
10/13	Arizona	1	19	19.0	19	0
10/20	Houston	0	0	0.0	--	0
10/27	at Jacksonville	2	-2	-1.0	1	0
11/03	Detroit	1	1	1.0	1	0
11/17	at Chicago					
11/24	San Francisco					
11/28	Miami					
12/05	at Detroit					
12/15	at Seattle					
12/23	New Orleans					
12/29	at Minnesota					
TBD	Chicago					
TOTALS		9	46	5.1	30t	1
CAREER TOTALS		13	69	5.3	30t	1

INDIVIDUAL GXG STATS: FIELD GOALS

2024 REGULAR SEASON INDIVIDUAL GAME-BY-GAME STATS

FIELD GOALS:		BRAYDEN NARVESON									
DATE	OPP.	0-19	20-29	30-39	40-49	50+	TOTAL	FGM	FGA	PCT	LG
09/06	at Philadelphia	0/0	2/2	1/1	0/1	0/0	3/4	3	4	75.0%	31
09/15	Indianapolis	0/0	0/0	1/1	2/3	0/0	3/4	3	4	75.0%	46
09/22	at Tennessee	0/0	2/2	0/0	1/1	0/0	3/3	3	3	100.0%	47
09/29	Minnesota	0/0	0/0	0/1	0/1	0/0	0/2	0	2	0.0%	0
10/06	at L.A. Rams	0/0	0/0	0/0	1/1	0/0	1/1	1	1	100.0%	46
10/13	Arizona	0/0	0/0	1/1	1/2	0/0	2/3	2	3	66.7%	41
10/20	Houston	NOT ON ROSTER									
10/27	at Jacksonville	NOT ON ROSTER									
11/03	Detroit	NOT ON ROSTER									
11/17	at Chicago										
11/24	San Francisco										
11/28	Miami										
12/05	at Detroit										
12/15	at Seattle										
12/23	New Orleans										
12/29	at Minnesota										
TBD	Chicago										
TOTALS		0/0	4/4	3/4	5/9	0/0	12/17	12	17	70.6%	47

FIELD GOALS:		BRANDON MCMANUS									
DATE	OPP.	0-19	20-29	30-39	40-49	50+	TOTAL	FGM	FGA	PCT	LG
09/06	at Philadelphia	NOT ON ROSTER									
09/15	Indianapolis	NOT ON ROSTER									
09/22	at Tennessee	NOT ON ROSTER									
09/29	Minnesota	NOT ON ROSTER									
10/06	at L.A. Rams	NOT ON ROSTER									
10/13	Arizona	NOT ON ROSTER									
10/20	Houston	0/0	0/0	0/0	1/1	0/0	1/1	1	1	100.0%	45
10/27	at Jacksonville	0/0	1/1	2/2	0/0	0/0	3/3	3	3	100.0%	38
11/03	Detroit	0/0	0/0	2/2	0/1	0/0	2/3	2	3	66.7%	38
11/17	at Chicago										
11/24	San Francisco										
11/28	Miami										
12/05	at Detroit										
12/15	at Seattle										
12/23	New Orleans										
12/29	at Minnesota										
TBD	Chicago										
TOTALS		0/0	1/1	4/4	1/2	0/0	6/7	6	7	85.7%	45

INDIVIDUAL GXG STATS: PUNTING

2024 REGULAR SEASON INDIVIDUAL GAME-BY-GAME STATS

PUNTING:		DANIEL WHELAN							
DATE	OPP.	NO.	YDS	AVG	TB	IN 20	LG	NET	BLK
09/06	at Philadelphia	2	74	37.0	0	1	41	37.0	0
09/15	Indianapolis	3	139	46.3	0	3	59	46.3	0
09/22	at Tennessee	5	244	48.8	2	0	63	36.0	0
09/29	Minnesota	3	180	60.0	0	2	74	56.7	0
10/06	at L.A. Rams	5	186	37.2	0	1	41	37.2	0
10/13	Arizona	1	46	46.0	0	1	46	46.0	0
10/20	Houston	5	284	56.8	0	0	66	51.6	0
10/27	at Jacksonville	5	241	48.2	0	3	63	44.8	0
11/03	Detroit	2	84	42.0	0	2	51	42.0	0
11/17	at Chicago								
11/24	San Francisco								
11/28	Miami								
12/05	at Detroit								
12/15	at Seattle								
12/23	New Orleans								
12/29	at Minnesota								
TBD	Chicago								
TOTALS		31	1,478	47.7	2	13	74	43.9	0

INDIVIDUAL GXG STATS: KICKOFF RETURNS

2024 REGULAR SEASON INDIVIDUAL GAME-BY-GAME STATS

KICKOFF RETURNS:		KEISEAN NIXON					
DATE	OPP.	NO.	YDS	AVG	LG	FC	TD
09/06	at Philadelphia	1	24	24.0	24	0	0
09/15	Indianapolis	0	0	0.0	0	0	0
09/22	at Tennessee	0	0	0.0	0	0	0
09/29	Minnesota	0	0	0.0	0	0	0
10/06	at L.A. Rams	0	0	0.0	0	0	0
10/13	Arizona	2	60	30.0	37	0	0
10/20	Houston	2	58	29.0	32	0	0
10/27	at Jacksonville	0	0	0.0	0	0	0
11/03	Detroit	2	53	26.5	29	0	0
11/17	at Chicago						
11/24	San Francisco						
11/28	Miami						
12/05	at Detroit						
12/15	at Seattle						
12/23	New Orleans						
12/29	at Minnesota						
TBD	Chicago						
TOTALS		7	195	27.9	37	0	0

INDIVIDUAL GXG STATS: PUNT RETURNS

2024 REGULAR SEASON INDIVIDUAL GAME-BY-GAME STATS

PUNT RETURNS:		COREY BALLENTINE						KEISEAN NIXON						JAYDEN REED					
DATE	OPP.	NO.	YDS	AVG	LG	FC	TD	NO.	YDS	AVG	LG	FC	TD	NO.	YDS	AVG	LG	FC	TD
09/06	at Philadelphia	0	0	0.0	0	0	0	0	0	0.0	0	0	0	0	0	0.0	0	2	0
09/15	Indianapolis	0	0	0.0	0	0	0	0	0	0.0	0	0	0	1	0	0.0	0	1	0
09/22	at Tennessee	0	0	0.0	0	0	0	0	0	0.0	0	0	0	2	15	7.5	12	2	0
09/29	Minnesota	0	0	0.0	0	0	0	1	1	1.0	1	0	0	0	0	0.0	0	1	0
10/06	at L.A. Rams	0	0	0.0	0	0	0	0	0	0.0	0	0	0	0	0	0.0	0	2	0
10/13	Arizona	0	0	0.0	0	0	0	2	39	19.5	39	0	0	1	8	8.0	8	0	0
10/20	Houston	1	0	0.0	0	0	0	1	8	8.0	8	0	0	1	5	5.0	5	2	0
10/27	at Jacksonville	<i>INACTIVE/INJURY</i>						0	0	0.0	0	0	0	1	13	13.0	13	1	0
11/03	Detroit	0	0	0.0	0	0	0	0	0	0.0	0	0	0	2	8	4.0	7	2	0
11/17	at Chicago																		
11/24	San Francisco																		
11/28	Miami																		
12/05	at Detroit																		
12/15	at Seattle																		
12/23	New Orleans																		
12/29	at Minnesota																		
TBD	Chicago																		
TOTALS		1	0	0.0	0	0	0	4	48	12.0	39	0	0	8	49	6.1	13	13	0

INDIVIDUAL SINGLE-GAME HIGHS

2024 REGULAR SEASON PACKERS INDIVIDUAL SINGLE-GAME HIGHS

Touchdowns	2	Josh Jacobs	at Jaguars	10/27
		Romeo Doubs	vs. Cardinals	10/13
		Tucker Kraft	at Rams	10/06
		Dontayvion Wicks	vs. Vikings	09/29
		Jayden Reed	at Eagles	09/06
Passes Attempted	54	Jordan Love	vs. Vikings	09/29
Passes Completed	32	Jordan Love	vs. Vikings	09/29
Completion Percentage	85.7	Malik Willis	vs. Colts	09/15
Passing Yards	389	Jordan Love	vs. Vikings	09/29
Yards Per Attempt	11.2	Malik Willis	at Jaguars	10/27
Touchdown Passes	4	Jordan Love	vs. Cardinals	10/13
		Jordan Love	vs. Vikings	09/29
Pass Receptions	8	Romeo Doubs	vs. Texans	10/20
Receiving Yards	139	Jayden Reed	vs. Vikings	09/29
Touchdown Receptions	2	Romeo Doubs	vs. Cardinals	10/13
		Tucker Kraft	at Rams	10/06
		Dontayvion Wicks	vs. Vikings	09/29
Rushing Yards	151	Josh Jacobs	vs. Colts	09/15
Rushing Attempts	32	Josh Jacobs	vs. Colts	09/15
Rushing Average	7.7	Emanuel Wilson	vs. Cardinals	10/13
Rushing Touchdowns	2	Josh Jacobs	at Jaguars	10/27
Yards From Scrimmage	171	Jayden Reed	at Eagles	09/06
Combined Net Yards	171	Jayden Reed	at Eagles	09/06
Interceptions Made	1	Xavier McKinney	at Jaguars	10/27
		Xavier McKinney	at Rams	10/06
		Xavier McKinney	vs. Vikings	09/29
		Jaire Alexander	at Titans	09/22
		Xavier McKinney	at Titans	09/22
		Xavier McKinney	vs. Colts	09/15
		Evan Williams	vs. Colts	09/15
		Eric Wilson	vs. Colts	09/15
		Jaire Alexander	at Eagles	09/06
		Xavier McKinney	at Eagles	09/06
Interceptions Thrown	3	Jordan Love	vs. Vikings	09/29
INT Return Yards	35	Jaire Alexander	at Titans	09/22
Tackles	12	Quay Walker	vs. Lions	11/03
Sacks	2.0	Eric Wilson	vs. Texans	10/20
		Preston Smith	at Titans	09/22
		Devonte Wyatt	at Titans	09/22
Punts	5	Daniel Whelan	at Jaguars	10/27
		Daniel Whelan	vs. Texans	10/20
		Daniel Whelan	at Rams	10/06
		Daniel Whelan	at Titans	09/22
Punts Inside the 20	3	Daniel Whelan	at Jaguars	10/27
		Daniel Whelan	vs. Colts	09/15
Punting Average	60.0	Daniel Whelan	vs. Vikings	09/29
Punt Returns	2	Jayden Reed	vs. Lions	11/03
		Keisean Nixon	vs. Cardinals	10/13
		Jayden Reed	at Titans	09/22
Punt Return Yards	39	Keisean Nixon	vs. Cardinals	10/13
Kickoff Returns	2	Keisean Nixon	vs. Lions	11/03
		Keisean Nixon	vs. Texans	10/20
		Keisean Nixon	vs. Cardinals	10/13
Kickoff Return Yards	60	Keisean Nixon	vs. Cardinals	10/13
Field Goals Attempted	4	Brayden Narveson	vs. Colts	09/15
		Brayden Narveson	at Eagles	09/06
Field Goals Made	3	Brandon McManus	at Jaguars	10/27
		Brayden Narveson	at Titans	09/22
		Brayden Narveson	vs. Colts	09/15
		Brayden Narveson	at Eagles	09/06

2024 REGULAR SEASON GREEN BAY PACKERS LONGEST PLAYS

Run From Scrimmage	38	Josh Jacobs	at Jaguars	10/27
Touchdown Run	38	Josh Jacobs	at Jaguars	10/27
Passing Long	70	Jordan Love	at Eagles	09/06
Touchdown Pass Long	70	Jordan Love	at Eagles	09/06
Pass Reception	70	Jayden Reed	at Eagles	09/06
Touchdown Reception	70	Jayden Reed	at Eagles	09/06
Interception Return	35	Jaire Alexander	at Titans	09/22
Longest INT Return for TD	35	Jaire Alexander	at Titans	09/22
Longest Opponent's Fumble Return	7	Xavier McKinney	at Rams	10/06
Punt Return	39	Keisean Nixon	vs. Cardinals	10/13
Kickoff Return	37	Keisean Nixon	vs. Cardinals	10/13
Punt	74	Daniel Whelan	vs. Vikings	09/29
Field Goal	47	Brayden Narveson	at Titans	09/22
Field Goal Attempt	49	Brayden Narveson	vs. Vikings	09/29

SCORING DRIVES

PACKERS 2024 REGULAR SEASON SCORING DRIVES

DATE	OPPONENT	ACQUIRED	DRIVE				FIRST			
			START	PLAYS	YARDS	Q/TIME	DOWN	SCORING PLAY	GB	OPP
09/06	at Philadelphia	Interception	PHI 19	5	6	Q1 2:20	1	B. Narveson: 31-yard FG	3	0
		Fumble	PHI 13	8	8	Q1 4:05	1	B. Narveson: 23-yard FG	6	0
		Kickoff	GB 30	5	70	Q2 2:22	3	J. Reed: 33-yard run	12	7
		Kickoff	GB 30	3	70	Q2 0:23	1	J. Reed: 70-yard pass from J. Love	19	14
		Kickoff	GB 30	6	70	Q3 2:14	4	C. Watson: 2-yard pass from J. Love	26	24
		Interception	GB 13	10	79	Q4 5:01	2	B. Narveson: 26-yard FG	29	31
09/15	Indianapolis	Kickoff	GB 30	8	42	Q1 4:30	2	B. Narveson: 46-yard FG	3	0
		Punt	GB 18	11	82	Q1 6:21	5	D. Wicks: 14-yard pass from M.	10	0
		Downs	IND 7	23	23	Q3 3:55	1	Willis	13	0
		Missed FG	46	7	44	Q4 3:22	1	B. Narveson: 42-yard FG	16	3
			GB 40					B. Narveson: 34-yard FG		
09/22	at Tennessee	Kickoff	GB 30	6	70	Q1 2:35	3	M. Willis: 5-yard run	7	0
		Kickoff	GB 30	11	67	Q1 6:10	3	B. Narveson: 21-yard FG	10	7
		Punt	GB 25	12	67	Q2 6:02	3	B. Narveson: 26-yard FG	20	7
		Downs	TEN 5	36	37	Q3 3:13	2	E. Wilson: 30-yard pass from M.	27	7
		Punt	36	8	31	Q4 3:11	2	Willis	30	14
		GB 40				B. Narveson: 47-yard FG				
09/29	Minnesota	Muffed Punt	MIN 3	2	3	Q2 0:24	1	J. Reed: 15-yard pass from J. Love	7	28
		Punt	GB 11	11	89	Q3 3:55	5	Q4: D. Wicks: 6-yard pass from J.	14	28
		Fumble	MIN 2	20	20	Q4 0:27	1	Love	22	28
		Downs	20	5	96	Q4 1:22	4	T. Kraft: 13-yard pass from J. Love	29	31
			GB 4					D. Wicks: 17-yard pass from J. Love		
10/06	at L.A. Rams	Punt	GB 4	9	96	Q1 5:05	5	J. Jacobs: 2-yard run	7	0
		Kickoff	GB 30	9	42	Q2 2:02	3	B. Narveson: 46-yard FG	10	13
		Fumble	GB 30	2	70	Q3 0:43	1	T. Kraft: 66-yard pass from J. Love	17	13
		Interception	GB 46	7	54	Q3 4:06	4	T. Kraft: 7-yard pass from J. Love	24	13
10/13	Arizona	Punt	ARI 44	5	44	Q1 2:31	3	J. Reed: 5-yard pass from J. Love	7	0
		Punt	GB 20	11	80	Q1 6:42	5	Q2: R. Doubs: 10-yard pass from J.	14	0
		Punt	GB 10	12	72	Q2 6:48	3	Love	17	0
		Punt	ARI 44	1	44	Q2 0:07	1	B. Narveson: 36-yard FG	24	0
		Kickoff	GB 30	9	70	Q3 5:15	5	C. Watson: 44-yard pass from J.	31	13
		Fumble	GB 22	12	56	Q3 5:44	4	Love	34	13
							R. Doubs: 20-yard pass from J. Love			
							Q4: B. Narveson: 41-yard FG			
10/20	Houston	Punt	GB 8	13	92	Q1 6:50	6	Q2: T. Kraft: 14-yard pass from J.	7	3
		Kickoff	GB 30	6	70	Q2 3:01	3	Love	14	10
		Punt	GB 29	9	71	Q3 5:22	5	D. Wicks: 30-yard pass from J. Love	21	19
		Kickoff	GB 30	8	44	Q4 1:44	3	J. Jacobs: 8-yard pass from J. Love	24	22
							B. McManus: 45-yard FG			
10/27	at Jacksonville	Interception	JAX 3	28	28	Q2 1:25	2	J. Jacobs: 3-yard run	7	0
		Punt	28	6	67	Q2 3:21	1	B. McManus: 31-yard FG	10	0
		Kickoff	GB 20	10	51	Q2 1:43	3	B. McManus: 38-yard FG	13	7
		Kickoff	GB 30	8	80	Q3 4:49	4	J. Jacobs: 38-yard run	20	17
		Fumble	GB 20	2	5	Q4 0:40	1	T. Kraft: 3-yard pass from M. Willis	27	17
		Kickoff	JAX 5	7	64	Q4 1:48	2	B. McManus: 24-yard FG	30	27
		GB 30								
11/03	Detroit	Kickoff	GB 25	14	63	Q1 7:54	4	B. McManus: 30-yard FG	3	0
		Punt	GB 25	10	55	Q3 5:09	3	B. McManus: 38-yard FG	6	24
		Punt	GB 45	9	55	Q4 2:33	3	E. Wilson: 2-yard run	14	24
11/17	--	--	--	--	--	--	--	--	--	
11/24	--	--	--	--	--	--	--	--	--	
11/28	--	--	--	--	--	--	--	--	--	
12/05	--	--	--	--	--	--	--	--	--	
12/15	--	--	--	--	--	--	--	--	--	
12/23	--	--	--	--	--	--	--	--	--	
12/29	--	--	--	--	--	--	--	--	--	
01/05	--	--	--	--	--	--	--	--	--	
AVG			7.5	55.9	3:30	2.9				
TOTALS			314	2,346	147:14	120				

DRIVE CHARTS - OPENING DRIVES

2024 REGULAR SEASON

		PACKERS								OPPONENT							
		FIRST HALF				SECOND HALF				FIRST HALF				SECOND HALF			
DATE	OPPONENT	PLAYS	YDS	TIME	RESULT	PLAYS	YDS	TIME	RESULT	PLAYS	YDS	TIME	RESULT	PLAYS	YDS	TIME	RESULT
09/06	at Philadelphia	6	22	3:20	Punt	6	70	2:14	TD	3	-5	0:54	INT	2	70	0:51	TD
09/15	Indianapolis	8	42	4:30	FG	7	23	3:55	FG	3	3	0:51	Punt	6	16	2:40	Downs
09/22	at Tennessee	6	70	2:35	TD	5	36	3:13	TD	10	70	5:10	TD	6	22	3:22	Downs
09/29	Minnesota	10	51	5:06	Miss FG	3	6	1:07	Punt	6	73	3:07	TD	7	62	3:35	INT
10/06	at L.A. Rams	3	-5	1:43	Punt	2	70	0:43	TD	3	7	1:27	Punt	5	46	3:02	FUM
10/13	Arizona	5	16	2:02	Punt	9	70	5:15	TD	3	1	1:32	Punt	9	53	5:57	FG
10/20	Houston	4	30	2:12	INT	9	71	5:22	TD	4	6	1:00	FG	3	-3	2:13	Punt
10/27	at Jacksonville	6	16	3:29	Punt	4	20	2:48	Punt	3	8	1:37	Punt	3	8	1:29	Punt
11/03	Detroit	14	63	7:54	FG	3	7	1:28	Punt	13	70	7:10	TD	9	71	5:28	TD

DRIVE EFFICIENCY - GAME-BY-GAME

2024 REGULAR SEASON GREEN BAY PACKERS DRIVES ENDED BY...
(THROUGH WEEK 9)

DATE	TEAMS	DRIVES	3/OUT	TD	FGA	FGM	PNT	DWN	TRN	SAF	CLK	POINTS	PTS/DRV	EFF
9/6	Green Bay	11	1	3	4	3	2	0	1	0	1	29	2.64	0.545
	at Philadelphia	11	4	4	2	2	2	0	3	0	0	34	3.09	0.545
9/15	Green Bay	10	2	1	4	3	3	0	1	0	1	16	1.60	0.400
	Indianapolis	10	1	1	2	1	3	1	3	0	0	10	1.00	0.200
9/22	Green Bay	10	3	2	3	3	5	0	0	0	0	23	2.30	0.500
	at Tennessee	11	3	2	0	0	4	1	3	0	1	14	1.27	0.182
9/29	Green Bay	15	5	4	2	0	3	2	4	0	0	29	1.93	0.267
	Minnesota	15	7	4	1	1	5	1	2	0	2	31	2.07	0.333
10/6	Green Bay	11	5	3	1	1	5	0	1	0	1	24	2.18	0.364
	at L.A. Rams	9	1	2	0	0	3	2	2	0	0	13	1.44	0.222
10/13	Green Bay	11	1	4	3	2	1	0	1	0	1	34	3.09	0.545
	Arizona	10	4	1	2	2	4	0	3	0	0	13	1.30	0.300
10/20	Green Bay	11	6	3	1	1	5	0	2	0	0	24	2.18	0.364
	Houston	12	4	2	3	3	6	0	0	0	1	22	1.83	0.417
10/27	Green Bay	13	3	3	3	3	5	0	1	0	1	30	2.31	0.462
	at Jacksonville	12	7	3	2	2	5	0	2	0	0	27	2.25	0.417
11/3	Green Bay	9	2	1	3	2	2	1	1	0	1	14	1.56	0.333
	Detroit	8	2	2	1	1	4	0	0	0	1	17	2.13	0.375
11/17	Green Bay at Chicago	--	--	--	--	--	--	--	--	--	--	--	--	--
11/24	Green Bay San Francisco	--	--	--	--	--	--	--	--	--	--	--	--	--
11/28	Green Bay Miami	--	--	--	--	--	--	--	--	--	--	--	--	--
12/5	Green Bay at Detroit	--	--	--	--	--	--	--	--	--	--	--	--	--
12/15	Green Bay at Seattle	--	--	--	--	--	--	--	--	--	--	--	--	--
12/23	Green Bay New Orleans	--	--	--	--	--	--	--	--	--	--	--	--	--
12/29	Green Bay at Minnesota	--	--	--	--	--	--	--	--	--	--	--	--	--
1/5	Green Bay Chicago	--	--	--	--	--	--	--	--	--	--	--	--	--
TOTALS	PACKERS	101	28	24	24	18	31	3	12	0	6	223	2.21	0.416
	OPPONENTS	98	33	21	13	12	36	5	18	0	5	181	1.85	0.337

YARDS GAINED BY DOWN

PACKERS 2024 REGULAR SEASON YARDS GAINED BY DOWN

		PACKERS												OPPONENT											
		1ST DOWN			2ND DOWN			3RD DOWN			4TH DOWN			1ST DOWN			2ND DOWN			3RD DOWN			4TH DOWN		
Date	Opponent	Att	Yds	Avg	Att	Yds	Avg	Att	Yds	Avg	Att	Yds	Avg	Att	Yds	Avg	Att	Yds	Avg	Att	Yds	Avg	Att	Yds	Avg
09/06	at Philadelphia	27	219	8.1	19	74	3.9	11	119	10.8	1	2	2.0	32	128	4.0	27	219	8.1	14	56	4.0	1	7	7.0
09/15	Indianapolis	28	147	5.3	22	108	4.9	17	139	8.2	0	0	0.0	27	215	8.0	15	58	3.9	9	54	6.0	2	11	5.5
09/22	at Tennessee	25	170	6.8	20	105	5.3	14	121	8.6	0	0	0.0	26	159	6.1	17	61	3.6	9	17	1.9	1	0	0.0
09/29	Minnesota	35	261	7.5	25	171	6.8	12	54	4.5	2	0	0.0	31	216	7.0	21	66	3.1	11	92	8.4	1	0	0.0
10/06	at L.A. Rams	27	112	4.1	23	206	9.0	8	10	1.3	0	0	0.0	30	161	5.4	26	136	5.2	16	67	4.2	4	6	1.5
10/13	Arizona	31	175	5.6	26	185	7.1	12	63	5.3	1	14	14.0	25	167	6.7	20	128	6.4	10	18	1.8	0	0	0.0
10/20	Houston	26	98	3.8	20	133	6.7	10	46	4.6	0	0	0.0	25	94	3.8	20	105	5.3	13	-2	-0.2	0	0	0.0
10/27	at Jacksonville	32	212	6.6	23	190	8.3	12	32	2.7	0	0	0.0	28	238	8.5	18	137	7.6	9	13	1.4	1	2	2.0
11/03	Detroit	26	184	7.1	21	161	7.7	12	36	3.0	3	30	10.0	23	125	5.4	18	88	4.9	12	30	2.5	2	18	9.0
11/17	at Chicago	--	--	--	--	--	--	--	--	--	--	--	--	--	--	--	--	--	--	--	--	--	--	--	--
11/24	San Francisco	--	--	--	--	--	--	--	--	--	--	--	--	--	--	--	--	--	--	--	--	--	--	--	--
11/28	Miami	--	--	--	--	--	--	--	--	--	--	--	--	--	--	--	--	--	--	--	--	--	--	--	--
12/05	at Detroit	--	--	--	--	--	--	--	--	--	--	--	--	--	--	--	--	--	--	--	--	--	--	--	--
12/15	at Seattle	--	--	--	--	--	--	--	--	--	--	--	--	--	--	--	--	--	--	--	--	--	--	--	--
12/23	New Orleans	--	--	--	--	--	--	--	--	--	--	--	--	--	--	--	--	--	--	--	--	--	--	--	--
12/29	at Minnesota	--	--	--	--	--	--	--	--	--	--	--	--	--	--	--	--	--	--	--	--	--	--	--	--
01/05	Chicago	--	--	--	--	--	--	--	--	--	--	--	--	--	--	--	--	--	--	--	--	--	--	--	--
TOTALS		257	1,578	6.1	199	1,333	6.7	108	620	5.7	7	46	6.6	247	1,503	6.1	182	998	5.5	103	345	3.3	12	44	3.7

THIRD-DOWN EFFICIENCY

PACKERS 2024 REGULAR SEASON THIRD-DOWN EFFICIENCY

PACKERS												
Date	Opponent	3rd & 1	3rd & 2	3rd & 3	3rd & 4	3rd & 5	3rd & 6	3rd & 7	3rd & 8	3rd & 9	3rd & 10+	Total
09/06	at Philadelphia	0/1	0/0	0/0	0/0	1/3	1/3	0/0	0/0	0/0	1/4	3/11
09/15	Indianapolis	2/2	1/1	1/1	1/1	4/4	0/1	0/1	0/0	1/1	0/5	10/17
09/22	at Tennessee	0/0	1/2	0/2	0/0	0/2	1/2	1/2	0/0	0/0	2/4	5/14
09/29	Minnesota	1/1	1/1	0/1	0/1	0/0	1/2	0/1	0/0	0/0	1/5	4/12
10/06	at L.A. Rams	0/0	0/1	0/0	0/0	0/0	0/0	0/1	0/0	0/0	1/6	1/8
10/13	Arizona	1/1	0/1	1/1	2/3	3/4	0/1	0/0	0/0	0/0	0/1	7/12
10/20	Houston	0/1	1/1	1/3	1/1	1/1	0/0	0/1	0/0	0/1	0/1	4/10
10/27	at Jacksonville	1/1	0/0	0/0	1/1	1/3	0/1	0/1	0/0	0/2	0/2	3/11
11/03	Detroit	3/4	0/0	0/2	0/1	0/1	0/1	0/0	0/1	0/0	0/2	3/12
11/17	at Chicago	--	--	--	--	--	--	--	--	--	--	--
11/24	San Francisco	--	--	--	--	--	--	--	--	--	--	--
11/28	Miami	--	--	--	--	--	--	--	--	--	--	--
12/05	at Detroit	--	--	--	--	--	--	--	--	--	--	--
12/15	at Seattle	--	--	--	--	--	--	--	--	--	--	--
12/23	New Orleans	--	--	--	--	--	--	--	--	--	--	--
12/29	at Minnesota	--	--	--	--	--	--	--	--	--	--	--
01/05	Chicago	--	--	--	--	--	--	--	--	--	--	--
TOTALS		8 / 11	4 / 7	3 / 10	5 / 8	10 / 18	3 / 11	1 / 7	0 / 1	1 / 4	5 / 30	40 / 107
		72.7%	57.1%	30.0%	62.5%	55.6%	27.3%	14.3%	0.0%	25.0%	16.7%	37.4%
		3RD & 1-3: 15 / 28 = 53.6%			3RD & 4-6: 18 / 37 = 48.6%			3RD & 7-10+: 7 / 42 = 16.7%				

OPPONENT 2024 REGULAR SEASON THIRD-DOWN EFFICIENCY

OPPONENT												
Date	Opponent	3rd & 1	3rd & 2	3rd & 3	3rd & 4	3rd & 5	3rd & 6	3rd & 7	3rd & 8	3rd & 9	3rd & 10+	Total
09/06	at Philadelphia	2/4	0/1	0/0	0/0	0/0	0/1	1/2	1/3	0/0	0/3	4/14
09/15	Indianapolis	1/2	0/0	0/0	0/0	0/0	0/0	0/1	0/2	0/0	1/4	2/9
09/22	at Tennessee	1/1	0/0	1/2	0/0	0/0	0/0	0/1	0/1	1/1	0/3	3/9
09/29	Minnesota	1/4	0/0	0/0	0/0	0/0	0/1	0/1	0/1	0/0	3/4	4/11
10/06	at L.A. Rams	6/6	0/0	1/3	0/1	1/1	0/1	0/0	0/0	0/0	0/4	8/16
10/13	Arizona	1/2	1/1	2/2	0/0	0/1	0/2	0/1	0/0	0/1	0/0	4/10
10/20	Houston	2/2	1/1	0/0	0/1	0/2	0/1	0/0	0/1	0/1	1/4	4/13
10/27	at Jacksonville	0/1	0/2	0/1	0/1	1/1	0/0	0/1	0/1	0/0	0/1	1/9
11/03	Detroit	2/3	0/0	1/1	0/1	1/1	0/1	0/1	0/0	0/1	0/3	4/12
11/17	at Chicago	--	--	--	--	--	--	--	--	--	--	--
11/24	San Francisco	--	--	--	--	--	--	--	--	--	--	--
11/28	Miami	--	--	--	--	--	--	--	--	--	--	--
12/05	at Detroit	--	--	--	--	--	--	--	--	--	--	--
12/15	at Seattle	--	--	--	--	--	--	--	--	--	--	--
12/23	New Orleans	--	--	--	--	--	--	--	--	--	--	--
12/29	at Minnesota	--	--	--	--	--	--	--	--	--	--	--
01/05	Chicago	--	--	--	--	--	--	--	--	--	--	--
TOTALS		16 / 25	2 / 5	5 / 9	0 / 4	3 / 6	0 / 7	1 / 8	1 / 9	1 / 4	5 / 26	34 / 103
		64.0%	40.0%	55.6%	0.0%	50.0%	0.0%	12.5%	11.1%	25.0%	19.2%	33.0%
		3RD & 1-3: 23 / 39 = 59.0%			3RD & 4-6: 3 / 17 = 17.6%			3RD & 7-10+: 8 / 47 = 17.0%				

FOURTH-DOWN EFFICIENCY

2024 REGULAR SEASON FOURTH-DOWN EFFICIENCY

Date	Opponent	PACKERS						OPPONENT					
		4th & 1	4th & 2	4th & 3	4th & 4	4th & 5+	Total	4th & 1	4th & 2	4th & 3	4th & 4	4th & 5+	Total
09/06	at Philadelphia	0/0	1/1	0/0	0/0	0/0	1/1	0/0	0/0	1/1	0/0	0/0	1/1
09/15	Indianapolis	0/0	0/0	0/0	0/0	0/0	0/0	0/0	0/0	0/0	0/1	1/1	1/2
09/22	at Tennessee	0/0	0/0	0/0	0/0	0/0	0/0	0/0	0/1	0/0	0/0	0/0	0/1
09/29	Minnesota	0/0	0/0	0/0	0/0	0/2	0/2	0/1	0/0	0/0	0/0	0/0	0/1
10/06	at L.A. Rams	0/0	0/0	0/0	0/0	0/0	0/0	2/2	0/0	0/0	0/1	0/1	2/4
10/13	Arizona	1/1	0/0	0/0	0/0	0/0	1/1	0/0	0/0	0/0	0/0	0/0	0/0
10/20	Houston	0/0	0/0	0/0	0/0	0/0	0/0	0/0	0/0	0/0	0/0	0/0	0/0
10/27	at Jacksonville	0/0	0/0	0/0	0/0	0/0	0/0	1/1	0/0	0/0	0/0	0/0	1/1
11/03	Detroit	1/2	0/0	0/0	0/0	1/1	2/3	1/1	0/0	1/1	0/0	0/0	2/2
11/17	at Chicago	--	--	--	--	--	--	--	--	--	--	--	--
11/24	San Francisco	--	--	--	--	--	--	--	--	--	--	--	--
11/28	Miami	--	--	--	--	--	--	--	--	--	--	--	--
12/05	at Detroit	--	--	--	--	--	--	--	--	--	--	--	--
12/15	at Seattle	--	--	--	--	--	--	--	--	--	--	--	--
12/23	New Orleans	--	--	--	--	--	--	--	--	--	--	--	--
12/29	at Minnesota	--	--	--	--	--	--	--	--	--	--	--	--
01/05	Chicago	--	--	--	--	--	--	--	--	--	--	--	--
TOTALS		2/3	1/1	0/0	0/0	1/3	4/7	4/5	0/1	2/2	0/2	1/2	7/12
		66.7%	100.0%	0.0%	0.0%	33.3%	57.1%	80.0%	0.0%	100.0%	0.0%	50.0%	58.3%

INSIDE THE 20

DATE	OPPONENT	OFFENSE	DEFENSE
09/06	at Philadelphia	FG - 31 yards FG - 23 yards TD - Pass FG - 26 yards	TD - Pass TD - Run FG - 38 yards TD - Run Interception FG - 21 yards
09/15	Indianapolis	TD - Pass Fumble FG - 34 yards	FG - 34 yards TD - Pass
09/22	at Tennessee	TD - Run FG - 21 yards FG - 26 yards	TD - Pass TD - Pass
09/29	Minnesota	Missed FG TD - Pass TD - Pass TD - Pass TD - Pass TD - Pass	TD - Pass TD - Run TD - Pass FG - 33 yards Downs
10/06	at L. A. Rams	TD - Run FG - 46 yards TD - Pass	Downs TD - Run TD - Pass
10/13	Arizona	TD - Pass TD - Pass FG - 36 yards End of Game	TD - Pass FG - 38 yards Fumble
10/20	Houston	TD - Pass TD - Pass	FG - 23 yards TD - Run TD - Run FG - 35 yards
10/27	at Jacksonville	Interception TD - Run FG - 31 yards FG - 38 yards TD - Pass FG - 24 yards	TD - Run TD - Pass TD - Pass
11/03	Detroit	FG - 30 yards FG - 38 yards Downs TD - Run	TD - Pass FG - 27 yards TD - Run End of Game
11/17	at Chicago	--	--
11/24	San Francisco	--	--
11/28	Miami	--	--
12/05	at Detroit	--	--
12/15	at Seattle	--	--
12/23	New Orleans	--	--
12/29	at Minnesota	--	--
01/05	Chicago	--	--

	OFFENSE DEFENSE	
Inside the 20	34	32
Scores	29	27
Touchdowns	16	19
Field Goals	13	8
Total Points in 20	153	155
Fumbles	1	1
Interceptions	1	1
Missed Field Goals	1	0
Lost on Downs	1	2
End of Half/Game	1	1
TDs Outside	8	2
Red-Zone Percentage	47.1	59.4

GOAL-TO-GO SITUATIONS

DATE	OPPONENT	OFFENSE	DEFENSE
09/06	at Philadelphia	Field Goal - 23 yards TD - Pass	Field Goal - 21 yards
09/15	Indianapolis	Fumble	TD - Pass
09/22	at Tennessee	TD - Run Field Goal - 21 yards	TD - Pass
09/29	Minnesota	TD - Pass	TD - Pass TD - Run TD - Pass
10/06	at L. A. Rams	TD - Run TD - Pass	Lost on Downs TD - Run TD - Pass
10/13	Arizona	TD - Pass	TD - Pass
10/20	Houston	TD - Pass	TD - Run
10/27	at Jacksonville	TD - Run Field Goal - 31 yards TD - Pass Field Goal - 24 yards	TD - Run
11/03	Detroit	NONE	TD - Pass Field Goal - 27 yards
11/17	at Chicago	--	--
11/24	San Francisco	--	--
11/28	Miami	--	--
12/05	at Detroit	--	--
12/15	at Seattle	--	--
12/23	New Orleans	--	--
12/29	at Minnesota	--	--
01/05	Chicago	--	--

	OFFENSE	DEFENSE
Goal-To-Go Situations	14	14
Scores	13	13
Touchdowns	9	11
Field Goals	4	2
Total Points	75	81
Fumbles	1	0
Interceptions	0	0
Missed Field Goals	0	0
Missed Field Goals (G2G)	0	0
Lost on Downs	0	1
End of Half/Game	0	0
Goal-to-Go Percentage	64.3	78.6

BIG PLAYS OF 20+ YARDS

2024 REGULAR SEASON - BIG PLAYS OF 20+ YARDS													
DATE	OPPONENT	QTR	PACKERS PLAYER	RUN	PASS	DOWN	RESULT	QTR	OPP. PLAYER	RUN	PASS	DOWN	RESULT
09/06	at Philadelphia	2	Jayden Reed run	33		1-10-PHI 33	TD	2	Jalen Hurts -> A.J. Brown	20		3-8-PHI 32	TD
		2	Jordan Love -> Jayden Reed	70		3-10-GB 30	TD	2	Jalen Hurts -> DeVonta Smith	25		2-9-GB 47	TD
		3	Jordan Love -> Tucker Kraft	29		1-10-PHI 45	TD	2	Jalen Hurts -> Dallas Goedert	21		3-7-PHI 39	FG
		3	Josh Jacobs run	22		1-10-PHI 47	Miss FG	3	Jalen Hurts -> A.J. Brown	67		2-9-PHI 33	TD
09/15	Indianapolis	4	Josh Jacobs run	32		1-10-GB 13	FG	3	Saquon Barkley run	34		1-10-PHI 33	INT
		4	Jordan Love -> Jayden Reed	26		3-5-50	FG						
		4	Jordan Love -> Jayden Reed	33		1-10-GB 16	Game						
		1	Josh Jacobs run	34		1-20-GB 35	FG	3	Anthony Richardson -> Mo Alie-Cox	22		1-10-GB 43	FG
09/22	at Tennessee	1	Jayden Reed run	22		1-10-GB 18	TD	3	Jonathan Taylor run	29		1-10-IND 34	Miss FG
		4	Malik Willis -> Romeo Doubs	39		3-5-GB 45	FG	4	Anthony Richardson -> Adonai Mitchell	30		1-10-IND 30	INT
		4	Malik Willis -> Romeo Doubs	21		1-10-IND 20	INT	4	Anthony Richardson run	21		3-10-IND 20	INT
		1	Malik Willis -> Jayden Reed	30		1-10-GB 30	TD	1	Will Lewis -> Josh Whyte	23		1-10-TEN 30	TD
09/29	Minnesota	1	Malik Willis -> Christian Watson	30		3-6-TEN 36	TD	1	Will Lewis -> Tyler Boyd	20		3-9-GB 35	TD
		1	Malik Willis run	20		3-2-GB 38	FG	3	Will Lewis -> Tyjae Spears	29		1-10-TEN 32	TD
		1	Malik Willis run	29		1-10-TEN 31	FG	3	Will Lewis -> DeAndre Hopkins	20		1-10-TEN 30	FUM
		2	Malik Willis -> Tucker Kraft	21		1-10-GB 18	Punt						
10/06	at L.A. Rams	2	Malik Willis -> Christian Watson	37		3-18-50	FG	4	Sam Darnold -> Justin Jefferson	27		2-2-GB 46	FG
		3	Malik Willis -> Emanuel Wilson	30		2-15-TEN 30	TD						
		1	Jordan Love -> Jayden Reed	24		2-8-MIN 40	Miss FG	1	Sam Darnold -> Jalen Nailor	31		3-14-MIN 40	TD
		2	Jordan Love -> Romeo Doubs	20		1-10-GB 30	Miss FG	1	Sam Darnold -> Jordan Addison	29		1-10-GB 29	TD
10/13	Arizona	2	Jordan Love -> Tucker Kraft	21		3-10-GB 30	Downs	3	Sam Darnold -> Jordan Addison	25		3-10-MIN 18	INT
		4	Jordan Love -> Bo Melton	28		2-7-GB 45	TD	4	Sam Darnold -> Justin Jefferson	27		2-2-GB 46	FG
		4	Jordan Love -> Dontayvion Wicks	36		1-10-GB 30	INT						
		4	Jordan Love -> Jayden Reed	21		1-10-GB 20	TD						
10/20	Houston	4	Jordan Love -> Jayden Reed	42		1-10-GB 41	TD						
		1	Jordan Love -> Jayden Reed	53		2-10-GB 45	TD	1	Matthew Stafford -> Tutu Atwell	24		2-2-LAR 38	Downs
		3	Jordan Love -> Tucker Kraft	66		2-6-GB 34	TD	1	Kyren Williams run	30		1-10-GB 38	Downs
		3	Jordan Love -> Josh Jacobs	21		2-8-LAR 41	TD	3	Matthew Stafford -> Jordan Whittington	31		3-1-LAR 38	FUM
10/27	at Jacksonville	1	Jordan Love -> Ben Sims	28		2-5-GB 15	FG	2	Kyle Murray -> Trey McBride	27		1-10-GB 37	TD
		2	Jordan Love -> Christian Watson	44		1-10-ARI 44	TD	3	Trey Benson run	20		1-10-GB 45	FG
		3	Jordan Love -> Romeo Doubs	29		3-4-ARI 20	TD						
		1	Jordan Love -> Romeo Doubs	23		1-10-GB 20	INT	1	C.J. Stroud -> Dalton Schultz	28		1-10-HOU 20	Punt
11/03	Detroit	2	Jordan Love -> Romeo Doubs	30		2-10-HOU 30	TD	2	Joe Mixon run	32		2-6-HOU 49	TD
		3	Josh Jacobs run	27		1-10-HOU 45	TD						
		1	Jordan Love -> Romeo Doubs	29		1-10-GB 8	INT	2	Trevor Lawrence -> Christian Kirk	33		1-10-JAX 30	TD
		2	Jordan Love -> Romeo Doubs	67		2-6-GB 24	FG	2	Trevor Lawrence -> Christian Kirk	23		2-8-JAX 28	FG
11/17	at Jacksonville	2	Jordan Love -> Tucker Kraft	25		2-10-GB 42	FG	2	Trevor Lawrence -> Brian Thomas Jr.	28		1-10-GB 49	FG
		3	Malik Willis run	20		1-10-GB 42	TD	3	Trevor Lawrence -> Tim Jones	20		1-10-JAX 7	TD
		3	Josh Jacobs run	38		1-10-JAX 38	TD	3	Trevor Lawrence -> Christian Kirk	26		2-8-GB 45	TD
		4	Malik Willis -> Jayden Reed	51		2-6-GB 34	FG	4	Trevor Lawrence -> Brenton Strange	21		1-10-JAX 31	FG
11/24	Detroit	4	Jordan Love -> Jayden Reed	28		4-5-GB 36	Downs	4	Trevor Lawrence -> D'Ernest Johnson	20		1-10-JAX 40	TD
		4	Jordan Love -> Jayden Reed	21		3-5-GB 35	TD	4	Trevor Lawrence -> Brenton Strange	21		3-5-GB 35	TD
		2	Jordan Love -> Jayden Reed	37		1-10-GB 24	Punt	2	Jared Goff -> Amon-Ra St. Brown	26		1-10-DET 36	FG
		3	Jordan Love -> Jayden Reed	41		1-10-GB 48	Half						
11/28													
12/05													
12/15													
12/23													
12/29													
01/05													
TOTALS				43	1,409 (32.8), 8 TDS	(11 RUNS, 2 TDS, 32 PASSES, 6 TDS)		33	883 (26.8), 2 TDS	(6 RUNS, 0 TDS, 27 PASSES, 2 TDS)			

BIG PLAYS: RUSH 10+, RECEPTIONS 20+, RETURNS 30+

DATE	OPPONENT	RUSHES				RECEPTIONS				RETURNS			
		GAIN	PLAYER	QTR	RESULT	GAIN	PLAYER	QTR	RESULT	GAIN	PLAYER	QTR	RESULT
09/06	at Philadelphia	14	Emanuel Wilson	2'	TD	70t	Jayden Reed	2	TD				
		18	Emanuel Wilson	2'	TD	29	Tucker Kraft	3	TD				
		33t	Jayden Reed	2'	TD	26	Jayden Reed	4	FG				
		22	Josh Jacobs	3	Miss FG	33	Jayden Reed	4	Game				
		32	Josh Jacobs	4	FG								
09/15	Indianapolis	12	Josh Jacobs	1'	FG	39	Romeo Doubs	4	FG				
		34	Josh Jacobs	1'	FG								
		22	Jayden Reed	1'	TD								
		16	Bo Melton	1'	TD								
		12	Malik Willis	1'	TD								
		15	Jayden Reed	1'	Fumble								
		19	Malik Willis	2'	Fumble								
		16	Josh Jacobs	2	Punt								
20	Josh Jacobs	4	Miss FG										
09/22	at Tennessee	12	Malik Willis	1'	FG	30	Jayden Reed	1'	TD	35t	Jaire Alexander (INT)	1	INT
		29	Malik Willis	1'	FG	30	Christian Watson	1'	TD				
		10	Emanuel Wilson	2	Punt	21	Tucker Kraft	2	Punt				
		15	Jayden Reed	2	FG	37	Christian Watson	2	FG				
		10	Josh Jacobs	4	FG	30t	Emanuel Wilson	3	TD				
09/29	Minnesota	13	Josh Jacobs	1	Miss FG	24	Jayden Reed	1	Miss FG				
		11	Josh Jacobs	4	TD	20	Romeo Doubs	2	Miss FG				
						21	Tucker Kraft	2	Downs				
						28	Bo Melton	4	TD				
						36	Dontayvion Wicks	4	INT				
						21	Jayden Reed	4'	TD				
						42	Jayden Reed	4	TD				
10/06	at L.A. Rams	11	Josh Jacobs	1	TD	53	Jayden Reed	1	TD				
		11	Jayden Reed	3	TD	66t	Tucker Kraft	3	TD				
		12	Jordan Love	4	Punt	21	Josh Jacobs	3	TD				
		13	Josh Jacobs	4	Punt								
10/13	Arizona	14	Josh Jacobs	1'	TD	28	Ben Sims	2	FG	39	Keisean Nixon (PR)	2	Punt
		16	Bo Melton	1'	TD	44t	Christian Watson	2	TD				
		11	Bo Melton	4'	Game	20t	Romeo Doubs	3	TD				
		13	Emanuel Wilson	4'	Game								
		16	Emanuel Wilson	4'	Game								
		11	Chris Brooks	4	Game								
10/20	Houston	13	Josh Jacobs	1	TD	23	Romeo Doubs	1	INT	32	Keisean Nixon (KR)	2	INT
		10	Josh Jacobs	3'	TD	30t	Dontayvion Wicks	2	TD				
		27	Josh Jacobs	3	TD								
10/27	at Jacksonville	20	Malik Willis	3'	TD	29	Romeo Doubs	1	INT				
		38t	Josh Jacobs	3'	TD	67	Tucker Kraft	2	FG				
		11	Josh Jacobs	4	Punt	25	Romeo Doubs	2	FG				
						51	Jayden Reed	4	FG				
11/03	Detroit	13	Josh Jacobs	1'	FG	41	Jayden Reed	2	Half				
		11	Josh Jacobs	1'	FG	32	Jayden Reed	3	FG				
		37	Josh Jacobs	2	Punt	28	Jayden Reed	4	Downs				
		19	Emanuel Wilson	4	TD								
11/17	at Chicago	--	--	--	--	--	--	--	--	--	--	--	
11/24	San Francisco	--	--	--	--	--	--	--	--	--	--	--	
11/28	Miami	--	--	--	--	--	--	--	--	--	--	--	
12/05	at Detroit	--	--	--	--	--	--	--	--	--	--	--	
12/15	at Seattle	--	--	--	--	--	--	--	--	--	--	--	
12/23	New Orleans	--	--	--	--	--	--	--	--	--	--	--	
12/29	at Minnesota	--	--	--	--	--	--	--	--	--	--	--	
TBD	Chicago	--	--	--	--	--	--	--	--	--	--	--	

* - result within the same drive

BIG-YARDAGE GAMES

2024 REGULAR SEASON BIG-YARDAGE GAMES

100-YARD PASS RECEIVERS

DATE	OPPONENT	PLAYER	REC.	YDS.	AVG.	LG	TD
9/6	at Philadelphia	Jayden Reed	4	138	34.5	70t	1
9/29	vs. Minnesota	Jayden Reed	7	139	19.9	42	1
11/3	vs. Detroit	Jayden Reed	5	113	22.6	41	0

100-YARD RUSHERS

DATE	OPPONENT	PLAYER	ATT.	YDS.	AVG.	LG	TD
9/15	vs. Indianapolis	Josh Jacobs	32	151	4.7	34	0
10/27	at Jacksonville	Josh Jacobs	25	127	5.1	38t	2

300-YARD PASSERS

DATE	OPPONENT	PLAYER	ATT.	YDS.	COMP.	LG	TD
9/29	vs. Minnesota	Jordan Love	54	389	32	42	4

2024 OPPONENTS BIG-YARDAGE GAMES

100-YARD PASS RECEIVERS

DATE	OPPONENT	PLAYER	REC.	YDS.	AVG.	LG	TD
9/6	at Philadelphia	A.J. Brown	5	119	23.8	67t	1

100-YARD RUSHERS

DATE	OPPONENT	PLAYER	ATT.	YDS.	AVG.	LG	TD
9/6	at Philadelphia	Saquon Barkley	24	109	4.5	34	2
9/15	vs. Indianapolis	Jonathan Taylor	12	103	8.6	29	0
10/6	at L.A. Rams	Kyren Williams	22	102	4.6	30	1
10/20	vs. Houston	Joe Mixon	25	115	4.6	32	2

300-YARD PASSERS

DATE	OPPONENT	PLAYER	ATT.	YDS.	COMP.	LG	TD
10/27	at Jacksonville	Trevor Lawrence	32	308	21	33	2

COMPLETIONS BY DISTANCE

2024 REGULAR SEASON

DATE	OPPONENT	QUARTERBACK	LOSS	0-9	10-19	20-29	30-39	40-49	50+
09/06	at Philadelphia	Love	--	9 (1)	4	2	1	--	1 (1)
09/15	Indianapolis	Willis	1	7	3 (1)	--	1	--	--
09/22	at Tennessee	Willis	--	7	1	1	4 (1)	--	--
09/29	Minnesota	Love	1	16 (1)	8 (3)	5	1	1	--
10/06	at L.A. Rams	Love	1	6 (1)	5	1	--	--	2 (1)
10/13	Arizona	Love	--	12 (1)	7 (1)	2 (1)	--	1 (1)	--
10/20	Houston	Love	2	11 (1)	8 (1)	2	1 (1)	--	--
		Love	1	7	3	2	--	--	1
10/27	at Jacksonville	Willis	1	2 (1)	--	--	--	--	1
11/03	Detroit	Love	--	13	7	1	1	1	--
11/17	at Chicago	--	--	--	--	--	--	--	--
11/24	San Francisco	--	--	--	--	--	--	--	--
11/28	Miami	--	--	--	--	--	--	--	--
12/05	at Detroit	--	--	--	--	--	--	--	--
12/15	at Seattle	--	--	--	--	--	--	--	--
12/23	New Orleans	--	--	--	--	--	--	--	--
12/29	at Minnesota	--	--	--	--	--	--	--	--
01/05	Chicago	--	--	--	--	--	--	--	--
	PLAYER TOTALS	Love	5	74 (5)	42 (5)	15 (1)	4 (1)	3 (1)	4 (2)
		Willis	2	16 (1)	4 (1)	1	5 (1)	--	1
	TEAM TOTALS		7	90 (6)	46 (6)	16 (1)	9 (2)	3 (1)	5 (2)

WEEKLY INDIVIDUAL STATISTICAL LEADERS

2024 REGULAR SEASON GREEN BAY PACKERS WEEK-BY-WEEK LEADERS (THROUGH WEEK 9)																				
DATE	OPPONENT	SCORING		PASSING YARDS		CARRIES		RUSHING YARDS		RECEPTIONS		RECEIVING YARDS		TACKLES		SOLO TACKLES		SACKS		
		PLAYER	NO.	PLAYER	NO.	PLAYER	NO.	PLAYER	NO.	PLAYER	NO.	PLAYER	NO.	PLAYER	NO.	PLAYER	NO.	PLAYER	NO.	
09/06	at Eagles	J. Reed	12	J. Love	260	J. Jacobs	16	J. Jacobs	84	R. Doubs	4	J. Reed	138	J. Bullard	11	J. Bullard	7	K. Nixon	1.0	
09/15	Colts	B. Narveson	10	M. Willis	122	J. Jacobs	32	J. Jacobs	151	R. Doubs	3	R. Doubs	62	Q. Walker	6	Q. Walker	6	D. Wyatt	1.0	
09/22	at Titans	B. Narveson	12	M. Willis	202	J. Jacobs	14	M. Willis	73	J. Reed	4	C. Watson	67	I. McDuffie	9	I. McDuffie	6	D. Wyatt	2.0	
09/29	Vikings	D. Wicks	12	J. Love	389	J. Jacobs	9	J. Jacobs	51	J. Reed	7	J. Reed	139	Q. Walker	8	Q. Walker	6	Q. Walker	1.0	
10/06	at Rams	T. Kraft	12	J. Love	224	J. Jacobs	19	J. Jacobs	73	T. Kraft	4	T. Kraft	88	E. Williams	10	Q. Walker	6	K. Brooks	1.5	
10/13	Cardinals	R. Doubs	12	J. Love	258	J. Jacobs	18	J. Jacobs	62	J. Reed	6	C. Watson	68	Q. Walker	11	Q. Walker	10	--	--	
10/20	Texans	D. Wicks	6	J. Love	220	J. Jacobs	12	J. Jacobs	76	R. Doubs	8	R. Doubs	94	E. Williams	9	E. Williams	6	E. Wilson	2.0	
10/27	at Jaguars	J. Jacobs B. McManus	12	J. Love	196	J. Jacobs	25	J. Jacobs	127	C. Watson	4	T. Kraft	78	E. Wilson	9	E. Wilson	5	E. Cooper	1.0	
11/03	Lions	E. Wilson B. McManus	6	J. Love	273	J. Jacobs	13	J. Jacobs	95	J. Reed	5	J. Reed	113	Q. Walker	12	Q. Walker	7	R. Gary A. Mosby	0.5	
11/17	at Bears	--	--	--	--	--	--	--	--	--	--	--	--	--	--	--	--	--	--	
11/24	49ers	--	--	--	--	--	--	--	--	--	--	--	--	--	--	--	--	--	--	
11/28	Dolphins	--	--	--	--	--	--	--	--	--	--	--	--	--	--	--	--	--	--	
12/05	at Lions	--	--	--	--	--	--	--	--	--	--	--	--	--	--	--	--	--	--	
12/15	at Seahawks	--	--	--	--	--	--	--	--	--	--	--	--	--	--	--	--	--	--	
12/23	Saints	--	--	--	--	--	--	--	--	--	--	--	--	--	--	--	--	--	--	
12/29	at Vikings	--	--	--	--	--	--	--	--	--	--	--	--	--	--	--	--	--	--	
01/05	Bears	--	--	--	--	--	--	--	--	--	--	--	--	--	--	--	--	--	--	
MOST TIMES LED (INCLUDING TIES)		B. MCMANUS	3	J. LOVE	7	J. JACOBS	9	J. JACOBS	8	J. REED	6	J. REED	3	Q. WALKER	5	Q. WALKER	6	K. NIXON	2	
																		R. GARY		
																			D. WYATT	

OPPONENTS																			
DATE	OPPONENT	SCORING		PASSING YARDS		CARRIES		RUSHING YARDS		RECEPTIONS		RECEIVING YARDS		TACKLES		SOLO TACKLES		SACKS	
		PLAYER	NO.	PLAYER	NO.	PLAYER	NO.	PLAYER	NO.	PLAYER	NO.	PLAYER	NO.	PLAYER	NO.	PLAYER	NO.	PLAYER	NO.
09/06	at Eagles	S. Barkley	18	J. Hurts	278	S. Barkley	24	S. Barkley	109	D. Smith	7	A. Brown	119	Z. Baun	15	Z. Baun	11	Z. Baun	2.0
09/15	Colts	A. Pierce	6	A. Richardson	204	J. Taylor	12	J. Taylor	103	A. Pierce	5	A. Pierce	56	N. Cross	15	N. Cross	10	--	--
09/22	at Titans	D. Hopkins N. Vannett	6	W. Lewis	260	T. Pollard	6	T. Pollard	14	D. Hopkins	6	D. Hopkins	73	E. Jones IV	12	E. Jones IV	10	K. Murray Jr.	2.0
09/29	Vikings	J. Addison	12	S. Darnold	275	A. Jones Sr.	22	A. Jones Sr.	93	J. Jefferson	6	J. Jefferson	85	B. Cashman	11	B. Cashman	6	P. Jones II	1.0
10/06	at Rams	K. Williams D. Robinson J. McCollough	6	M. Stafford	260	K. Williams	22	K. Williams	102	C. Parkinson J. Whittington	7	J. Whittington	89	K. Curl C. Rozeboom	8	Q. Lake K. Turner	5	K. Turner	2.0
10/13	Cardinals	C. Ryland	7	K. Murray	214	J. Conner K. Murray	7	T. Benson	26	T. McBride	8	T. McBride	96	K. Barnes	10	K. Barnes	8	--	--
10/20	Texans	J. Mixon	12	C. Stroud	86	J. Mixon	25	J. Mixon	115	S. Diggs	5	D. Schultz	28	N. Hewitt	9	D. Ross	7	T. Settle Jr. D. Hunter W. Anderson Jr.	1.0
10/27	at Jaguars	C. Little	9	T. Lawrence	308	T. Bigsby	18	T. Bigsby	78	B. Strange	5	B. Thomas Jr.	60	F. Oluokun	9	V. Miller	5	J. Hines-Allen T. Walker	0.5
11/03	Lions	J. Gibbs A. St. Brown K. Joseph J. Bates	6	J. Goff	145	D. Montgomery	17	D. Montgomery	73	A. St. Brown	7	A. St. Brown	56	J. Campbell	10	B. Joseph	6	--	--
11/17	at Bears	--	--	--	--	--	--	--	--	--	--	--	--	--	--	--	--	--	--
11/24	49ers	--	--	--	--	--	--	--	--	--	--	--	--	--	--	--	--	--	--
11/28	Dolphins	--	--	--	--	--	--	--	--	--	--	--	--	--	--	--	--	--	--
12/05	at Lions	--	--	--	--	--	--	--	--	--	--	--	--	--	--	--	--	--	--
12/15	at Seahawks	--	--	--	--	--	--	--	--	--	--	--	--	--	--	--	--	--	--
12/23	Saints	--	--	--	--	--	--	--	--	--	--	--	--	--	--	--	--	--	--
12/29	at Vikings	--	--	--	--	--	--	--	--	--	--	--	--	--	--	--	--	--	--
01/05	Bears	--	--	--	--	--	--	--	--	--	--	--	--	--	--	--	--	--	--

TURNOVER CHART

2024 REGULAR SEASON - DEFENSIVE TAKEAWAYS

DATE	OPPONENT	TAKEAWAY	QTR.	SCORE	YD-LINE	RESULT
09/06	at Philadelphia	X. McKinney INT (J. Hurts)	1	0-0	PHI-36	FG
		D. Wyatt FR (J. Hurts fumble)	1	3-0	PHI-13	FG
		J. Alexander INT (J. Hurts)	4	26-31	GB-(-4)	FG
09/15	Indianapolis	X. McKinney INT (A. Richardson)	1	10-0	GB-13	Fumble
		E. Wilson INT (A. Richardson)	4	16-3	GB-25	Missed FG
		E. Williams INT (A. Richardson)	4	16-10	GB-7	EOG
09/22	at Tennessee	J. Alexander INT (W. Levis)	1	17-7	TEN-35	TD
		L. Van Ness FR (K. Enagbare FF)	3	27-14	GB-47	Punt
		X. McKinney INT (W. Levis)	4	30-14	GB-18	Punt
09/29	Minnesota	X. McKinney INT (S. Darnold)	3	7-28	GB-2	Punt
		E. Cooper FR (K. Nixon FF)	4	14-28	MIN-24	TD
		X. McKinney FR (K. Enagbare FF)	3	10-13	GB-23	TD
10/06	at L.A. Rams	X. McKinney INT (M. Stafford)	3	17-13	GB-18	TD
		K. Brooks FR (K. Brooks FF)	3	31-13	ARZ-30	Missed FG
		J. Alexander FR (E. Williams FF)	3	31-13	GB-22	FG
10/13	Arizona	K. Brooks FR (K. Brooks FF)	4	34-13	GB-21	EOG
		J. Alexander FR (E. Williams FF)	3	31-13	GB-22	FG
		K. Clark FR (K. Murray fumble)	4	34-13	GB-21	EOG
10/20	Houston	None				
10/27	at Jacksonville	X. McKinney INT (T. Lawrence)	2	0-0	JAX-28	TD
		D. Wyatt FR (E. Cooper FF)	4	20-17	JAX-5	TD
11/03	Detroit	None				
11/17	--	--	--	--	--	--
11/24	--	--	--	--	--	--
11/28	--	--	--	--	--	--
12/05	--	--	--	--	--	--
12/15	--	--	--	--	--	--
12/23	--	--	--	--	--	--
12/29	--	--	--	--	--	--
01/05	--	--	--	--	--	--

2024 REGULAR SEASON - OFFENSIVE GIVEAWAYS

DATE	OPPONENT	TAKEAWAY	QTR.	SCORE	YD-LINE	RESULT
09/06	at Philadelphia	J. Love INT (R. Blankenship)	3	26-24	GB-25	TD
09/15	Indianapolis	J. Jacobs fumble (Z. Franklin FF; L. Latu FR: touchback)	2	10-0	IND-(-3)	Punt
09/22	at Tennessee	None				
09/29	Minnesota	J. Love INT (K. Gruglier-Hill)	1	0-14	GB-46	TD
		J. Love INT (S. Griffin)	2	0-21	GB-32	TD
		J. Love INT (B. Murphy Jr.: touchback)	4	22-31	MIN-(-4)	Punt
		T. Kraft fumble (B. Murphy Jr. FF; C. Bynum FR)	4	22-31	GB-42	Downs
10/06	at L.A. Rams	J. Love INT (J. McCollough)	2	7-13	GB-4	TD
10/13	Arizona	J. Love INT (S. Murphy-Bunting)	2	24-7	GB-45	FG
10/20	Houston	J. Love INT (N. Hewitt)	1	0-0	HST-44	FG
		J. Love INT (C. Bullock)	2	14-13	HST-45	TD
10/27	at Jacksonville	J. Love INT (J. Jones)	2	0-0	JAX-6	INT
11/03	Detroit	J. Love INT (K. Joseph)	2	3-17	GB-27	TD
11/17	--	--	--	--	--	--
11/24	--	--	--	--	--	--
11/28	--	--	--	--	--	--
12/05	--	--	--	--	--	--
12/15	--	--	--	--	--	--
12/23	--	--	--	--	--	--
12/29	--	--	--	--	--	--
01/05	--	--	--	--	--	--

2024 REGULAR SEASON - SPECIAL TEAMS/MISC TAKEAWAYS

DATE	OPPONENT	TAKEAWAY	QTR.	SCORE	YD-LINE	RESULT
09/29	Minnesota	B. Melton FR (J. Nailor fumble)	2	0-28	MIN-3	TD

2024 REGULAR SEASON - SPECIAL TEAMS/MISC GIVEAWAYS

DATE	OPPONENT	TAKEAWAY	QTR.	SCORE	YD-LINE	RESULT
10/20	Houston	C. Ballentine; M. Stewart FR	2	7-3	GB-11	TD

2024 REGULAR SEASON - TURNOVERS

Offense:	12 Giveaways 46 Points (6 TD, 2 FG)	Ratio +6 (19 takes, 13 gives)
Defense:	18 Takeaways 55 Points (6 TD, 4 FG)	
Special Teams:	1 Giveaway 7 Points (1 TD, 0 FG)	Points Off Turnovers Ratio +9 (62 scored, 53 allowed)

TAKEAWAY/GIVEAWAY CHART

DATE	OPPONENT	GB +/- RATIO	GB TAKES	POINTS OFF TAKES	GB GIVES	POINTS OFF GIVES	POINTS OFF TO RATIO
09/06	at Philadelphia	+2	3 (1 FUM, 2 INT)	9	1 (0 FUM, 1 INT)	7	+2
09/15	Indianapolis	+2	3 (0 FUM, 3 INT)	0	1 (1 FUM, 0 INT)	0	0
09/22	at Tennessee	+3	3 (1 FUM, 2 INT)	7	0 (0 FUM, 0 INT)	0	+7
09/29	Minnesota	-1	3 (2 FUM, 1 INT)	15	4 (1 FUM, 3 INT)	14	+1
10/06	at L.A. Rams	+1	2 (1 FUM, 1 INT)	14	1 (0 FUM, 1 INT)	6	+8
10/13	Arizona	+2	3 (3 FUM, 0 INT)	3	1 (0 FUM, 1 INT)	3	0
10/20	Houston	-3	0 (0 FUM, 0 INT)	0	3 (1 FUM, 2 INT)	16	-16
10/27	at Jacksonville	+1	2 (1 FUM, 1 INT)	14	1 (0 FUM, 1 INT)	0	+14
11/03	Detroit	-1	0 (0 FUM, 0 INT)	0	1 (0 FUM, 1 INT)	6	-6
11/17		--	--	--	--	--	--
11/24		--	--	--	--	--	--
11/28		--	--	--	--	--	--
12/05		--	--	--	--	--	--
12/15		--	--	--	--	--	--
12/23		--	--	--	--	--	--
12/29		--	--	--	--	--	--
TBD		--	--	--	--	--	--
TOTALS		+6	19 (9 FUM, 10 INT)	62	13 (3 FUM, 10 INT)	52	+10

TEAM HIGHS AND LOWS

2024 REGULAR SEASON GREEN BAY PACKERS OFFENSIVE HIGHS AND LOWS
(THROUGH WEEK 9)

HIGH	DATE	OPPONENT	CATEGORY	OPPONENT	DATE	LOW
34	10/13	vs. Arizona	Points	vs. Detroit	11/3	14
22	9/29	vs. Minnesota	Points in a Quarter	vs. Indianapolis	9/15	0
24	10/13	vs. Arizona	Points in a Half	vs. Minnesota	9/29	
4	9/29	vs. Minnesota	Total Touchdowns	at L.A. Rams	10/6	
74	9/29	vs. Minnesota	Total Plays	vs. Houston	10/20	56
465	9/29	vs. Minnesota	Total Net Yards	vs. Houston	10/20	277
27	10/13	vs. Arizona	Total First Downs	at Tennessee	9/22	16
13	9/15	vs. Indianapolis	First Downs Rushing	vs. Minnesota	9/29	3
19	9/29	vs. Minnesota	First Downs Passing	vs. Indianapolis	9/15	6
3	9/6	at Philadelphia	First-Down Penalties	at Tennessee	9/22	0
58.8%	9/15	vs. Indianapolis	Third-Down Efficiency	vs. Indianapolis	9/15	0
7.1	9/6	at Philadelphia	Average Yards Per Play	at L.A. Rams	10/6	12.5%
261	9/15	vs. Indianapolis	Total Net Yards Rushing	vs. Houston	10/20	4.9
53	9/15	vs. Indianapolis	Rushing Attempts	vs. Houston	10/20	82
7.8	9/6	at Philadelphia	Rushing Average Yards	vs. Minnesota	9/29	19
2	10/27	at Jacksonville	Rushing Touchdowns	vs. Indianapolis	10/20	4.1
379	9/29	vs. Minnesota	Total Net Yards Passing	vs. Minnesota	9/15	0
54	9/29	vs. Minnesota	Passing Attempts	vs. Arizona	10/13	
32	9/29	vs. Minnesota	Passing Completions	vs. Houston	10/20	5.4
4	9/29	vs. Minnesota	Passing Touchdowns	vs. Indianapolis	9/15	0
9	10/27	at Jacksonville	Passing Yards Average	vs. Detroit	11/3	0
3	9/29	vs. Minnesota	Passes Thrown for Interception	vs. Houston	10/20	0
3	9/22	at Tennessee	Times Sacked	vs. Indianapolis	9/15	0
3	9/22	at Tennessee	QB Sacks	vs. Arizona	10/13	
25	10/20	vs. Houston	Sack Yards Lost	vs. Detroit	11/3	
5	9/22	at Tennessee	Total Punts	vs. Indianapolis	9/15	0
284	10/20	vs. Houston	Total Punt Yards	vs. Arizona	10/13	1
60	9/29	vs. Minnesota	Punt Gross Average Yards	vs. Arizona	10/13	46
56.7	9/29	vs. Minnesota	Punt Net Average Yards	at Philadelphia	9/6	37
3	10/13	vs. Arizona	Punt Returns	at Tennessee	9/22	36
47	10/13	vs. Arizona	Punt Return Yards	at Philadelphia	9/6	0
15.7	10/13	vs. Arizona	Punt Return Yards Average	vs. Indianapolis	9/15	0.0
2	10/13	vs. Arizona	Kickoff Returns	vs. Indianapolis	9/15	0
60	10/13	vs. Arizona	Kickoff Return Yards	at Tennessee	9/22	
10	9/6	at Philadelphia	Total Penalties	vs. Minnesota	9/29	
75	9/22	at Tennessee	Penalty Yards	at L.A. Rams	10/6	
3	11/3	vs. Detroit	Total Fumbles	at Jacksonville	10/27	
1	9/15	vs. Indianapolis	Fumbles Lost	vs. Arizona	10/13	
40:11	9/15	vs. Indianapolis	Time of Possession	at Jacksonville	10/27	
4	9/29	vs. Minnesota	Turnovers	at Philadelphia	9/6	27:13
78,335	9/29	vs. Minnesota	Attendance	at Tennessee	9/22	0
				at Philadelphia	9/6	47,236

TEAM HIGHS AND LOWS

2024 REGULAR SEASON GREEN BAY PACKERS DEFENSIVE HIGHS AND LOWS (THROUGH WEEK 9)

HIGH	DATE	OPPONENT	CATEGORY	OPPONENT	DATE	LOW
34	9/6	at Philadelphia	Points	vs. Indianapolis	9/15	10
17	9/6	at Philadelphia	Points in a Quarter	at Philadelphia	9/6	0
				vs. Indianapolis	9/15	
				at Tennessee	9/22	
				vs. Minnesota	9/29	
				at L.A. Rams	10/6	
				vs. Arizona	10/13	
				...3 more at 0.		
28	9/29	vs. Minnesota	Points in a Half	vs. Indianapolis	9/15	0
4	9/6	at Philadelphia	Total Touchdowns	vs. Indianapolis	9/15	1
				vs. Arizona	10/13	
76	10/6	at L.A. Rams	Total Plays	vs. Indianapolis	9/15	53
				at Tennessee	9/22	
410	9/6	at Philadelphia	Total Net Yards	vs. Houston	10/20	197
25	9/6	at Philadelphia	Total First Downs	vs. Houston	10/20	15
12	10/6	at L.A. Rams	First Downs Rushing	at Tennessee	9/22	3
14	9/6	at Philadelphia	First Downs Passing	vs. Houston	10/20	6
3	9/6	at Philadelphia	First-Down Penalties	vs. Houston	10/20	0
				at Jacksonville	10/27	
50.0%	10/6	at L.A. Rams	Third-Down Efficiency	at Jacksonville	10/27	11.1%
7	10/27	at Jacksonville	Average Yards Per Play	vs. Houston	10/20	3.4
144	9/6	at Philadelphia	Total Net Yards Rushing	at Tennessee	9/22	33
38	9/6	at Philadelphia	Rushing Attempts	at Tennessee	9/22	11
7.8	9/15	vs. Indianapolis	Rushing Average Yards	at Tennessee	9/22	3
2	9/6	at Philadelphia	Rushing Touchdowns	vs. Indianapolis	9/15	0
				at Tennessee	9/22	
				vs. Arizona	10/13	
299	10/27	at Jacksonville	Total Net Yards Passing	vs. Houston	10/20	55
45	10/6	at L.A. Rams	Passing Attempts	vs. Houston	10/20	21
29	10/6	at L.A. Rams	Passing Completions	vs. Houston	10/20	10
3	9/29	vs. Minnesota	Passing Touchdowns	vs. Houston	10/20	0
9.1	10/27	at Jacksonville	Passing Yards Average	vs. Houston	10/20	2.2
3	9/15	vs. Indianapolis	Passes Thrown for Interception	vs. Arizona	10/13	0
				vs. Houston	10/20	
				vs. Detroit	11/3	
8	9/22	at Tennessee	Times Sacked	vs. Arizona	10/13	0
8	9/22	at Tennessee	QB Sacks	vs. Arizona	10/13	0
56	9/22	at Tennessee	Sack Yards Lost	vs. Arizona	10/13	0
6	10/20	vs. Houston	Total Punts	at Philadelphia	9/6	2
307	10/20	vs. Houston	Total Punt Yards	at Philadelphia	9/6	101
59.6	10/27	at Jacksonville	Punt Gross Average Yards	at L.A. Rams	10/6	43
50.5	9/6	at Philadelphia	Punt Net Average Yards	vs. Arizona	10/13	36
4	10/20	vs. Houston	Punt Returns	at Philadelphia	9/6	0
				vs. Indianapolis	9/15	
				vs. Arizona	10/13	
				vs. Detroit	11/3	
26	10/20	vs. Houston	Punt Return Yards	at Philadelphia	9/6	0
				vs. Indianapolis	9/15	
				at L.A. Rams	10/6	
				vs. Arizona	10/13	
				vs. Detroit	11/3	
12.0	9/22	at Tennessee	Punt Return Yards Average	at Philadelphia	9/6	0.0
				vs. Indianapolis	9/15	
				at L.A. Rams	10/6	
				vs. Arizona	10/13	
				vs. Detroit	11/3	
6	10/13	vs. Arizona	Kickoff Returns	vs. Indianapolis	9/15	0
156	10/13	vs. Arizona	Kickoff Return Yards	vs. Indianapolis	9/15	0
13	10/13	vs. Arizona	Total Penalties	at Tennessee	9/22	2
100	10/13	vs. Arizona	Penalty Yards	at Tennessee	9/22	15
3	9/15	vs. Indianapolis	Total Fumbles	vs. Houston	10/20	0
				vs. Detroit	11/3	
3	10/13	vs. Arizona	Fumbles Lost	vs. Indianapolis	9/15	0
				vs. Houston	10/20	
				vs. Detroit	11/3	
32:47	9/6	at Philadelphia	Time of Possession	vs. Indianapolis	9/15	19:49
3	9/6	at Philadelphia	Turnovers	vs. Houston	10/20	0
				vs. Detroit	11/3	
78,335	9/29	vs. Minnesota	Attendance	at Philadelphia	9/6	47,236

INDIVIDUAL SINGLE-GAME HIGHS

2024 REGULAR SEASON PACKERS INDIVIDUAL SINGLE-GAME HIGHS

Touchdowns	2	Josh Jacobs	at Jaguars	10/27	3	Saquon Barkley	at Eagles	09/06
		Romeo Doubs	vs. Cardinals	10/13				
		Tucker Kraft	at Rams	10/06				
		Dontayvion Wicks	vs. Vikings	09/29				
		Jayden Reed	at Eagles	09/06				
Passes Attempted	54	Jordan Love	vs. Vikings	09/29	45	Matthew Stafford	at Rams	10/06
Passes Completed	32	Jordan Love	vs. Vikings	09/29	29	Matthew Stafford	at Rams	10/06
Completion Percentage	85.7	Malik Willis	vs. Colts	09/15	81.8	Jared Goff	vs. Lions	11/03
Passing Yards	389	Jordan Love	vs. Vikings	09/29	308	Trevor Lawrence	at Jaguars	10/27
Yards Per Attempt	11.2	Malik Willis	at Jaguars	10/27	9.8	Sam Darnold	vs. Vikings	09/29
Touchdown Passes	4	Jordan Love	vs. Cardinals	10/13	3	Sam Darnold	vs. Vikings	09/29
		Jordan Love	vs. Vikings	09/29				
Pass Receptions	8	Romeo Doubs	vs. Texans	10/20	8	Trey McBride	vs. Cardinals	10/13
Receiving Yards	139	Jayden Reed	vs. Vikings	09/29	119	A.J. Brown	at Eagles	09/06
Touchdown Receptions	2	Romeo Doubs	vs. Cardinals	10/13	1	Amon-Ra St. Brown	vs. Lions	11/03
		Tucker Kraft	at Rams	10/06		Evan Engram	at Jaguars	10/27
		Dontayvion Wicks	vs. Vikings	09/29		Brian Thomas Jr.	at Jaguars	10/27
						Michael Wilson	vs. Cardinals	10/13
						Demarcus Robinson	at Rams	10/06
						Jordan Addison	vs. Vikings	09/29
						Justin Jefferson	vs. Vikings	09/29
						Josh Oliver	vs. Vikings	09/29
						DeAndre Hopkins	at Titans	09/22
						Nick Vannett	at Titans	09/22
						Alec Pierce	vs. Colts	09/15
						Saquon Barkley	at Eagles	09/06
						A.J. Brown	at Eagles	09/06
Rushing Yards	151	Josh Jacobs	vs. Colts	09/15	115	Joe Mixon	vs. Texans	10/20
Rushing Attempts	32	Josh Jacobs	vs. Colts	09/15	25	Joe Mixon	vs. Texans	10/20
Rushing Average	7.7	Emanuel Wilson	vs. Cardinals	10/13	8.6	Jonathan Taylor	vs. Colts	09/15
Rushing Touchdowns	2	Josh Jacobs	at Jaguars	10/27	2	Joe Mixon	vs. Texans	10/20
						Saquon Barkley	at Eagles	09/06
Yards From Scrimmage	171	Jayden Reed	at Eagles	09/06	139	Aaron Jones Sr.	vs. Vikings	09/29
Combined Net Yards	171	Jayden Reed	at Eagles	09/06	139	Aaron Jones Sr.	vs. Vikings	09/29
Interceptions Made	1	Xavier McKinney	at Jaguars	10/27	1	Kerby Joseph	vs. Lions	11/03
		Xavier McKinney	at Rams	10/06		Jarrian Jones	at Jaguars	10/27
		Xavier McKinney	vs. Vikings	09/29		Calen Bullock	vs. Texans	10/20
		Jaire Alexander	at Titans	09/22		Neville Hewitt	vs. Texans	10/20
		Xavier McKinney	at Titans	09/22		Sean Murphy-Bunting	vs. Cardinals	10/13
		Xavier McKinney	vs. Colts	09/15		Jaylen McCollough	at Rams	10/06
		Evan Williams	vs. Colts	09/15		Shaq Griffin	vs. Vikings	09/29
		Eric Wilson	vs. Colts	09/15		Kamu Grugier-Hill	vs. Vikings	09/29
		Jaire Alexander	at Eagles	09/06		Byron Murphy Jr.	vs. Vikings	09/29
		Xavier McKinney	at Eagles	09/06		Reed Blankenship	at Eagles	09/06
Interceptions Thrown	3	Jordan Love	vs. Vikings	09/29	3	Anthony Richardson	vs. Colts	09/15
INT Return Yards	35	Jaire Alexander	at Titans	09/22	45	Neville Hewitt	vs. Texans	10/20
Tackles	12	Quay Walker	vs. Lions	11/03	15	Nick Cross	vs. Colts	09/15
						Zack Baun	at Eagles	09/06
Sacks	2.0	Eric Wilson	vs. Texans	10/20	2.0	Kobie Turner	at Rams	10/06
		Preston Smith	at Titans	09/22		Kenneth Murray Jr.	at Titans	09/22
		Devonte Wyatt	at Titans	09/22		Zack Baun	at Eagles	09/06
Punts	5	Daniel Whelan	at Jaguars	10/27	6	Tommy Townsend	vs. Texans	10/20
		Daniel Whelan	vs. Texans	10/20				
		Daniel Whelan	at Rams	10/06				
		Daniel Whelan	at Titans	09/22				
Punts Inside the 20	3	Daniel Whelan	at Jaguars	10/27	4	Tommy Townsend	vs. Texans	10/20
		Daniel Whelan	vs. Colts	09/15				
Punting Average	60.0	Daniel Whelan	vs. Vikings	09/29	59.6	Logan Cooke	at Jaguars	10/27
Punt Returns	2	Jayden Reed	vs. Lions	11/03	2	Parker Washington	at Jaguars	10/27
		Keisean Nixon	vs. Cardinals	10/13		Tank Dell	vs. Texans	10/20
		Jayden Reed	at Titans	09/22		Desmond King II	vs. Texans	10/20
Punt Return Yards	39	Keisean Nixon	vs. Cardinals	10/13	24	Tank Dell	vs. Texans	10/20
						J'ha'Quan Jackson	at Titans	09/22
Kickoff Returns	2	Keisean Nixon	vs. Lions	11/03	3	DeeJay Dallas	vs. Cardinals	10/13
		Keisean Nixon	vs. Texans	10/20		Blake Corum	at Rams	10/06
		Keisean Nixon	vs. Cardinals	10/13		J'ha'Quan Jackson	at Titans	09/22
Kickoff Return Yards	60	Keisean Nixon	vs. Cardinals	10/13	84	J'ha'Quan Jackson	at Titans	09/22
Field Goals Attempted	4	Brayden Narveson	vs. Colts	09/15	3	Ka'imi Fairbairn	vs. Texans	10/20
		Brayden Narveson	at Eagles	09/06				
Field Goals Made	3	Brandon McManus	at Jaguars	10/27	3	Ka'imi Fairbairn	vs. Texans	10/20
		Brayden Narveson	at Titans	09/22				
		Brayden Narveson	vs. Colts	09/15				
		Brayden Narveson	at Eagles	09/06				
2024 REGULAR SEASON GREEN BAY PACKERS LONGEST PLAYS								
Run From Scrimmage	38	Josh Jacobs	at Jaguars	10/27	34	Saquon Barkley	at Eagles	09/06
Touchdown Run	38	Josh Jacobs	at Jaguars	10/27	15	Jahmyr Gibbs	vs. Lions	11/03
Passing Long	70	Jordan Love	at Eagles	09/06	67	Jalen Hurts	at Eagles	09/06
Touchdown Pass Long	70	Jordan Love	at Eagles	09/06	67	Jalen Hurts	at Eagles	09/06
Pass Reception	70	Jayden Reed	at Eagles	09/06	67	A.J. Brown	at Eagles	09/06
Touchdown Reception	70	Jayden Reed	at Eagles	09/06	67	A.J. Brown	at Eagles	09/06
Interception Return	35	Jaire Alexander	at Titans	09/22	45	Neville Hewitt	vs. Texans	10/20
Longest INT Return for TD	35	Jaire Alexander	at Titans	09/22	27	Kerby Joseph	vs. Lions	11/03
Longest Opponent's Fumble Return	7	Xavier McKinney	at Rams	10/06				
Punt Return	39	Keisean Nixon	vs. Cardinals	10/13	13	Tank Dell	vs. Texans	10/20
						J'ha'Quan Jackson	at Titans	09/22
Kickoff Return	37	Keisean Nixon	vs. Cardinals	10/13	42	Dameon Pierce	vs. Texans	10/20
Punt	74	Daniel Whelan	vs. Vikings	09/29	73	Logan Cooke	at Jaguars	10/27
Field Goal	47	Brayden Narveson	at Titans	09/22	52	Ka'imi Fairbairn	vs. Texans	10/20
Field Goal Attempt	49	Brayden Narveson	vs. Vikings	09/29	52	Ka'imi Fairbairn	vs. Texans	10/20

TEAM RECORD WHEN...

PACKERS REGULAR SEASON RECORD WHEN...

CATEGORY	2024		2024	
	SEASON	FROM 1992	SEASON	FROM 1992
	W-L-T	W-L-T	W-L-T	W-L-T
PACKERS AT HOME	3-2	196-64-2	ON SUNDAY NIGHT	0-0 36-18
PACKERS ON THE ROAD	3-1	133-129	ON THURSDAY NIGHT	0-0 14-12
PACKERS ON GRASS	4-3	269-116-2	ON MONDAY NIGHT	0-0 30-24
PACKERS ON ARTIFICIAL TURF	2-0	60-77	ON SATURDAY	0-0 6-1
PACKERS IN DOMES	0-0	44-45		
PACKERS OUTDOORS	5-3	271-142-2	KICKOFF AT 12:00 CST	5-1 170-94-2
			KICKOFF AT 3:00/3:05/3:15/3:35 CST	1-1 72-42
PACKERS SCORE FIRST	5-2	211-75-2		
OPPONENT SCORES FIRST	1-1	116-118	VS. NFC	2-3 247-140-2
			VS. OWN DIVISION OVERALL	0-2 140-72-2
PACKERS LEAD AFTER 1ST QUARTER	4-2	182-53-1	VS. OWN DIVISION AT HOME	0-2 80-26-2
PACKERS TRAIL AFTER 1ST QUARTER	1-1	70-91	VS. OWN DIVISION ON THE ROAD	0-0 60-46
PACKERS LEAD AT HALFTIME	4-1	251-48-2	VS. AFC	4-0 82-53
PACKERS TRAIL AT HALFTIME	2-2	61-125-1		
SCORE TIED AT HALFTIME	0-0	17-19	OPPONENTS HAVE 100-YARD RUSHER	3-1 59-62-1
PACKERS LEAD AFTER 3RD QUARTER	6-0	277-33-2	WITH A 300-YARD PASSER	0-1 87-42
PACKERS TRAIL AFTER 3RD QUARTER	0-3	34-152-1	VERSUS A 100-YARD RECEIVER	0-1 98-71-2
GAME GOES TO OVERTIME	0-0	13-9-2	VERSUS A 300-YARD PASSER	1-0 52-35-2
			WITH A 100-YARD RECEIVER	0-3 67-46
PACKERS HAVE 100-YARD RUSHER	2-0	92-21-1		
PACKERS HAVE 300 NET PASSING YARDS	0-1	86-42		
PACKERS HAVE 100-YARD RECEIVER	0-3	149-63		

THE LAST TIME

BY PACKERS

BY OPPONENT

PASSING

* Never Has Happened *	500+ YARDS PASSING	503 yards, Philip Rivers vs. San Diego, 10/18/15
54 att., Jordan Love vs. Minnesota, 09/29/24	40+ PASS ATTEMPTS	45 att., Matthew Stafford @ L.A. Rams, 10/06/24
54 att., Jordan Love vs. Minnesota, 09/29/24	50+ PASS ATTEMPTS	53 att., Mitchell Trubisky vs. Chicago, 12/15/19
429 yards, Aaron Rodgers vs. Oakland, 10/20/19	400+ YARDS PASSING	463 yards, Dak Prescott @ Dallas, 10/06/19
389 yards, Jordan Love vs. Minnesota, 09/29/24	300+ YARDS PASSING	308 yards, Trevor Lawrence @ Jacksonville, 10/27/24
* Never Has Happened *	SEVEN TOUCHDOWN PASSES	* Never Has Happened *
6 tds, Aaron Rodgers (1, 4, 73, 40, 56, 18) vs. Chicago, 11/09/14	SIX TOUCHDOWN PASSES	6 tds, Tommy Kramer (23, 13, 36, 2, 17, 7) @ Minnesota, 09/28/86
5 tds, Aaron Rodgers vs. Oakland, 10/20/19	FIVE TOUCHDOWN PASSES	5 tds, Jameis Winston @ New Orleans, 09/12/21
4 tds, Jordan Love: (5, 10, 44, 20) vs. Arizona, 10/13/24	FOUR TOUCHDOWN PASSES	4 tds, Baker Mayfield: (19, 26, 2, 52) vs. Tampa Bay, 12/17/23
3 tds, Jordan Love: (14, 30, 8) vs. Houston, 10/20/24	THREE TOUCHDOWN PASSES	3 tds, Sam Darnold: (29, 2, 14) vs. Minnesota, 09/29/24
* Never Has Happened *	SEVEN INTERCEPTIONS THROWN	* Never Has Happened *
6, Tom O'Malley vs. Detroit, 09/17/50	SIX INTERCEPTIONS THROWN	6, Don Horn vs. Denver, 09/26/71
5 ints, Brett Favre @ Cincinnati, 10/30/05	FIVE INTERCEPTIONS THROWN	5 ints, Russell Wilson vs. Seattle, 12/11/16
4 ints, Brett Favre vs. Chicago, 12/25/05	FOUR INTERCEPTIONS THROWN	4 ints, Baker Mayfield vs. Cleveland, 12/25/21
3 ints, Jordan Love vs. Minnesota, 09/29/24	THREE INTERCEPTIONS THROWN	3 ints, Anthony Richardson vs. Indianapolis, 09/15/24
2 ints, Jordan Love vs. Houston, 10/20/24	TWO INTERCEPTIONS THROWN	2 ints, Will Lewis @ Tennessee, 09/22/24

RUSHING

* Never Has Happened *	300+ YARDS RUSHING	* Never Has Happened *
218 yards, Ahman Green vs. Denver, 12/28/03	200+ YARDS RUSHING	210 yards, Adrian Peterson vs. Minnesota, 12/02/12
151 yards, Josh Jacobs vs. Indianapolis, 09/15/24	150-199 YARDS RUSHING	157 yards, Jalen Hurts @ Philadelphia, 11/27/22
127 yards, Josh Jacobs @ Jacksonville, 10/27/24	100+ YARDS RUSHING	115 yards, Joe Mixon vs. Houston, 10/20/24
127 yards, Josh Jacobs @ Jacksonville, 10/27/24	100-149 YARDS RUSHING	115 yards, Joe Mixon vs. Houston, 10/20/24
106 yards/106 yards, DeShawn Wynn/Ryan Grant vs. Detroit, 12/28/08	TWO 100-YARD RUSHERS	157 yards/143 yards, Jalen Hurts/Miles Sanders @ Philadelphia, 11/27/22
95 yards, Josh Jacobs vs. Detroit, 11/03/24	75+ YARDS RUSHING	78 yards, Tank Bigsby @ Jacksonville, 10/27/24
62 yards/54 yards, Josh Jacobs/Emanuel Wilson vs. Arizona, 10/13/24	50-74 YARDS RUSHING	73 yards/65 yards, David Montgomery/Jahmyr Gibbs vs. Detroit, 11/03/24
* Never Has Happened *	FIVE TOUCHDOWNS RUSHING	* Never Has Happened *
4 tds, Aaron Jones: (18, 3, 5, 1) @ Dallas, 10/06/19	FOUR TOUCHDOWNS RUSHING	4 tds, DeAngelo Williams: (1, 1, 1, 1) vs. Carolina, 11/30/08
3 tds, Aaron Jones: (5, 1, 13) vs. Carolina, 11/10/19	THREE TOUCHDOWNS RUSHING	3 tds, David Montgomery: (3, 2, 1) vs. Detroit, 09/28/23
2 tds, Josh Jacobs: (3, 38) @ Jacksonville, 10/27/24	TWO TOUCHDOWNS RUSHING	2 tds, Joe Mixon: (2, 4) vs. Houston, 10/20/24
Ryan Grant: (3, 56)/Brandon Jackson: (6, 4) vs. Seattle, 12/27/09	TWO PLAYERS WITH TWO TDS RUSHING	Tony Dorsett (9, 33)/Robert Newhouse (14, 3) vs. Dallas, 11/12/78
1 td, Edgar Bennett (3, 1, 13)/Reggie Cobb (9)/ Brett Favre (38) @ Chicago, 10/31/94	THREE PLAYERS WITH ONE TD RUSHING	1 td, Alfred Anderson (8)/Ted Brown (12)/Darrin Nelson (12) vs. Minnesota, 12/07/86
32 att., Josh Jacobs vs. Indianapolis, 09/15/24	30+ RUSHING ATTEMPTS	32 att., David Montgomery vs. Detroit, 09/28/23
* Never Has Happened *	40+ RUSHING ATTEMPTS	40 att., Shaun Alexander @ Seattle, 11/27/06
* Never Has Happened *	400+ YARDS RUSHING (TEAM)	* Never Has Happened *
303 yards, Green Bay 37, Baltimore Colts 14 @ Green Bay, 10/18/53	300+ YARDS RUSHING (TEAM)	363 yards, Philadelphia 40, Green Bay 33 @ Philadelphia, 11/27/22
261 yards, Green Bay 16, Indianapolis 10 vs. Indianapolis, 09/15/24	200+ YARDS RUSHING (TEAM)	363 yards, Philadelphia 40, Green Bay 33 @ Philadelphia, 11/27/22

RECEIVING

123 yards/115 yards, Marquez Valdes-Scantling/Davante Adams @ Minnesota, 11/21/21	TWO 100-YARD RECEIVERS	143 yards/103 yards, Jaylen Waddle/Tyreek Hill @ Miami, 12/25/22
113 yards, Jayden Reed vs. Detroit, 11/03/24	100+ YARDS RECEIVING	119 yards, A.J. Brown @ Philadelphia, 09/06/24
206 yards, Davante Adams @ Cincinnati, 10/10/21	200+ YARDS RECEIVING	226 yards, Amari Cooper @ Dallas, 10/06/19
* Never Has Happened *	300+ YARDS RECEIVING	* Never Has Happened *

THE LAST TIME

* Never Has Happened *	FIVE TOUCHDOWN RECEPTIONS	* Never Has Happened *
4 tds, Sterling Sharpe (1, 36, 30, 5) @ Dallas, 11/24/94	FOUR TOUCHDOWN RECEPTIONS	* Never Has Happened *
3 tds, Christian Watson: (58, 39, 7) vs. Dallas, 11/13/22	THREE TOUCHDOWN RECEPTIONS	3 tds, Vincent Jackson: (23, 5, 29) @ San Diego, 11/06/11
2 tds, Romeo Doubs: (10, 20) vs. Arizona, 10/13/24	TWO TOUCHDOWN RECEPTIONS	2 tds, DJ Chark Jr.: (11, 10) @ Carolina, 12/24/23
Randall Cobb: (22, 3)/Jordy Nelson: (3, 11) @ Chicago, 09/28/14	TWO PLAYERS WITH TWO TD RECEPTIONS	Hassan Jones (36, 17)/Steven Jordan (23, 2) @ Minnesota, 09/28/86
206 yards, Davante Adams @ Cincinnati, 10/10/21	150+ YARDS RECEIVING	155 yards, Chris Godwin vs. Tampa Bay, 12/17/23
10 , Robert Tonyan vs. N.Y. Jets, 10/16/22	10 OR MORE RECEPTIONS	10 , Chris Godwin vs. Tampa Bay, 12/17/23

COMBINED YARDS

111 yards/316 yards, Aaron Jones/Jordan Love vs. Chicago, 01/07/24	100-YARD RUSHER AND 300-YARD PASSER	108 yards/307 yards, Christian McCaffrey/Kyle Allen vs. Carolina, 11/10/19
139 yards/389 yards, Jayden Reed/Jordan Love vs. Minnesota, 09/29/24	100-YARD RECEIVER AND 300-YARD PASSER	155 yards/381 yards, Chris Godwin/Baker Mayfield vs. Tampa Bay, 12/17/23
111 yards/112 yards, Aaron Jones/Jayden Reed vs. Chicago, 01/07/24	100-YARD RUSHER AND 100-YARD RECEIVER	109 yards/119 yards, Saquon Barkley/A.J. Brown @ Philadelphia, 09/06/24
111 yards/316 yards/112 yards, Aaron Jones/Jordan Love Jayden Reed vs. Chicago, 01/07/24	100-YARD RUSHER, 300-YARD PASSER, 100-YARD RECEIVER	108 yards/307 yards/120 yards, Christian McCaffrey/Kyle Allen DJ Moore vs. Carolina, 11/10/19
132 yards/178/128 yards, James Starks/James Jones/Randall Cobb vs. Washington, 09/15/13	100-YARD RUSHER/TWO 100-YARD RECEIVERS	137 yards/116/102 yards, Rob Kelley/Pierre Garcon/Jamison Crowder @ Washington, 11/20/16
123/115 yards/385 yards, Marquez Valdes-Scantling/Davante Adams/Aaron Rodgers @ Minnesota, 11/21/21	TWO 100-YARD RECEIVERS/300-YARD PASSER	143/103 yards/310 yards, Jaylen Waddle/Tyreek Hill/Tua Tagovailoa @ Miami, 12/25/22

DEFENSE

35 yards, Jaire Alexander: (:58) (Shotgun) 8-W Lewis pass short right intended for 10-D.Hopkins INTERCEPTED by 23-J.Alexander at TEN 35. 23-J.Alexander for 35 yards, TOUCHDOWN. @ Tennessee, 09/22/24	INTERCEPTED PASS RETURNED FOR A TOUCHDOWN	27 yards, Kerby Joseph: (:42) (No Huddle, Shotgun) 10-J.Love pass short right intended for 8-J.Jacobs INTERCEPTED by 31-K.Joseph [34-A.Anzalone] at GB 27. 31-K.Joseph for 27 yards, TOUCHDOWN. vs. Detroit, 11/03/24
27 yards, Jonathan Owens: (2:23) (Shotgun) 16-J.Goff sacked at DET 19 for -4 yards (52-R.Gary), FUMBLES (52-R.Gary) [52-R.Gary], RECOVERED by GB-34-J.Owens at DET 27. 34-J.Owens for 27 yards, TOUCHDOWN. The Replay Official reviewed the fumble ruling, and the play was Upheld. The ruling on the field stands. @ Detroit, 11/23/23	FUMBLE RETURNED FOR A TOUCHDOWN	15 yards, Desmond Trufant: (14:17) (Shotgun) 12-A.Rodgers sacked at GB 21 for -9 yards (44-V.Beasley), FUMBLES (44-V.Beasley) [44-V.Beasley], RECOVERED by ATL-21-D.Trufant at GB 15. 21-D.Trufant for 15 yards, TOUCHDOWN. The Replay Official reviewed the backward pass ruling, and the play was Upheld. The ruling on the field stands. @ Atlanta, 09/17/17
Joshiah Deguara: (:15) (Punt formation) 6-J.Gillan left end ran oh in End Zone for -3 yards, SAFETY (81-J.Deguara). Penalty on NYG-27-J.Pinnock, Offensive Holding, declined. vs. N.Y. Giants, 10/09/22	SAFETY SCORED	Mark Barron: (2:54) 33-A.Jones up the middle tackled in End Zone for -1 yards, SAFETY (26-M.Barron). @ L.A. Rams, 10/28/18

Green Bay 17, Seattle 0 vs. Seattle, 11/14/21	SHUTOUT	Detroit 31, Green Bay 0 vs. Detroit, 12/30/18
* Never Has Happened *	SIX-SACK GAME	* Never Has Happened *
5.0 sk, Vonnie Holliday vs. Buffalo, 12/22/02	FIVE-SACK GAME	5.0 sk, Antwan Odom vs. Cincinnati, 09/20/09
4.0 sk, Kabeer Gbaja-Biamila @ Chicago, 01/02/05	FOUR-SACK GAME	4.0 sk, Chris Clemons @ Seattle, 09/24/12
3.0 sk, Rashan Gary @ Detroit, 11/23/23	THREE-SACK GAME	3.0 sk, Ezekiel Ansah @ Detroit, 12/31/17
2.0 sk, Eric Wilson vs. Houston, 10/20/24	TWO-SACK GAME	2.0 sk, Kobie Turner @ L.A. Rams, 10/06/24
* Never Has Happened *	TWO INTERCEPTIONS BY TEAMMATES	Deltha O'Neal: (0:21)/Odell Thurman: (0:10) @ Cincinnati, 10/30/05
2 fr, Morgan Burnett @ Detroit, 11/28/13	TWO OPPONENT FUMBLE RECOVERIES	2 fr, Eric Kendricks @ Minnesota, 12/23/19
75t yards, Darnell Savage vs. Minnesota, 01/01/23	70+ YARD INTERCEPTION RETURN	75t yards, William Jackson III vs. Cincinnati, 09/24/17
2 ints, Rudy Ford vs. Dallas, 11/13/22	TWO INTERCEPTIONS	2 ints, Robert Spillane @ Las Vegas, 10/09/23
3 ints, Tom Flynn vs. Detroit, 10/28/84	THREE INTERCEPTIONS	3 ints, Vencie Glenn @ Minnesota, 12/27/92
4 ints, Willie Buchanon @ San Diego, 09/24/78	FOUR INTERCEPTIONS	* Never Has Happened *
24 yards, Detroit 40, Green Bay 10 @ Detroit, 11/28/13	LESS THAN 25 RUSHING YARDS	16 yards, Green Bay 20, Tampa Bay 3 @ Tampa Bay, 12/21/14
27 yards, Detroit 34, Green Bay 20 vs. Detroit, 09/28/23	LESS THAN 50 RUSHING YARDS	33 yards, Green Bay 30, Tennessee 14 @ Tennessee, 09/22/24
91 yards, Green Bay 30, Jacksonville 27 @ Jacksonville, 10/27/24	LESS THAN 100 RUSHING YARDS	82 yards, Green Bay 24, Houston 22 vs. Houston, 10/20/24
* Never Has Happened *	LESS THAN 50 NET PASSING YARDS	48 yards, Green Bay 27, Chicago 10 vs. Chicago, 09/18/22
96 yards, Green Bay 24, Carolina 16 vs. Carolina, 12/19/20	LESS THAN 100 NET PASSING YARDS	55 yards, Green Bay 24, Houston 22 vs. Houston, 10/20/24
122 yards, Green Bay 16, Indianapolis 10 vs. Indianapolis, 09/15/24	LESS THAN 150 NET PASSING YARDS	137 yards, Detroit 24, Green Bay 14 vs. Detroit, 11/03/24

THE LAST TIME

139 yards, Green Bay 23, Minnesota 10 @ Minnesota, 12/23/19	LESS THAN 150 YARDS NET OFFENSE	140 yards, Denver 29, Green Bay 10 @ Denver, 11/01/15
197 yards, Green Bay 24, Houston 22 vs. Houston, 10/20/24	LESS THAN 200 YARDS NET OFFENSE	198 yards, San Francisco 37, Green Bay 8 @ San Francisco, 11/24/19
261 yards, Detroit 24, Green Bay 14 vs. Detroit, 11/03/24	LESS THAN 300 YARDS NET OFFENSE	277 yards, Green Bay 24, Houston 22 vs. Houston, 10/20/24
3 to, Green Bay 34, Arizona 13 vs. Arizona, 10/13/24	FORCED THREE-PLUS TURNOVERS	3 to, Green Bay 24, Houston 22 vs. Houston, 10/20/24
4 to, Minnesota 31, Green Bay 29 vs. Minnesota, 09/29/24	FORCED FOUR-PLUS TURNOVERS	4 to, Green Bay 41, Minnesota 17 vs. Minnesota, 01/01/23
5 to, Baltimore 23, Green Bay 0 vs. Baltimore, 11/19/17	FORCED FIVE-PLUS TURNOVERS	6 to, Green Bay 38, Seattle 10 vs. Seattle, 12/11/16
1 to, Detroit 24, Green Bay 14 vs. Detroit, 11/03/24	AT LEAST ONE TURNOVER	2 to, Green Bay 30, Jacksonville 27 @ Jacksonville, 10/27/24

SPECIAL TEAMS

105 yards, Keisean Nixon: 1-G.Joseph kicks 70 yards from MIN 35 to 5- 25-K.Nixon for 105 yards, TOUCHDOWN. vs. Minnesota, 01/01/23	KICKOFF RETURNED FOR A TOUCHDOWN	99 yards, Andre Roberts: 2-M.Crosby kicks 64 yards from GB 35 to NYJ 1. 19-A.Roberts for 99 yards, TOUCHDOWN. @ N.Y. Jets, 12/13/23
55 yards, Micah Hyde: (5:04) 6-S.Martin punts 45 yards to GB 45. Center-49-D.Mulbach. 33-M.Hyde for 55 yards, TOUCHDOWN. vs. Detroit, 12/28/14	PUNT RETURNED FOR A TOUCHDOWN	76 yards, Rashid Shaheed: (10:47) 19-D.Whelan punts 40 yards to NO 24. Center-42-M.Orzech. 22-R.Shaheed for 76 yards, TOUCHDOWN. vs. New Orleans, 09/24/23
57 yards, Willie Buchanon (Chester Marcol, Kicker) @ New Orleans, 12/17/72	BLOCKED FIELD GOAL RETURNED FOR A TOUCHDOWN	61 yards, Shawn Springs: (8:10) R.Longwell 50 yard field goal is BLOCKED (L.King). Center-R.Davis, Holder-M.Hasselbeck, RECOVERED by SEA-S.Springs at SEA 39. S.Springs for 61 yards, TOUCHDOWN. vs. Seattle, 11/01/99
Geronimo Allison: (7:33) 6-M.Wile punt is BLOCKED by 81-G.Allison, Center-47-K.McDermott, RECOVERED by GB-37-J.Jackson at MIN -1. TOUCHDOWN. vs. Minnesota, 09/16/18	BLOCKED PUNT RETURNED FOR A TOUCHDOWN	Michæl Clemons: (5:52) 16-P.O'Donnell punt is BLOCKED by 72-M.Clemons, Center-56-J.Coco, RECOVERED by NYJ-39-W.Parks at GB 20. 39-W.Parks for 20 yards, TOUCHDOWN. vs. N.Y. Jets, 10/16/22
53 yards, Anders Carlson: (7:56) 17-A.Carlson 53 yard field goal is GOOD. Center-42-M.Orzech, Holder-19-D.Whelan. @ Carolina, 12/24/23	MADE FIELD GOAL OF 50 YARDS OR LONGER	52 yards, Ka'imi Fairbairn: (4:34) 15-K.Fairbairn 52 yard field goal is GOOD. Center-46-J.Weeks, Holder-6-T.Townsend. vs. Houston, 10/20/24
47 yards, Mason Crosby: (15:00) 2-M.Crosby 47 yard field goal is BLOCKED (95-C.Williams). Center-56-J.Coco, Holder-16-P.O'Donnell. vs. N.Y. Jets, 10/16/22	BLOCKED FIELD GOAL	44 yards, Greg Joseph: (9:50) 1-J.Gosch 44 yard field goal is BLOCKED (94-K.Brooks). Center-42-A.DePaola, Holder-14-R.Wright, RECOVERED by GB-34-J.Owens at GB 21. 34-J.Owens pushed ob at GB 44 for 23 yards (1-G.Joseph). vs. Minnesota, 10/29/23
Pat O'Donnell: (11:59) 16-P.O'Donnell punt is BLOCKED by 44-J.Metellus, Center-56-J.Coco, recovered by GB-6-D.Leavitt at GB 4. 6-D.Leavitt to GB 1 for -3 yards (91-P.Jones). vs. Minnesota, 01/01/23	BLOCKED PUNT	Matt Wile: (7:33) 6-M.Wile punt is BLOCKED by 81-G.Allison, Center-47-K.McDermott, RECOVERED by GB-37-J.Jackson at MIN -1. TOUCHDOWN. vs. Minnesota, 09/16/18
Green Bay 17, Chicago 9 vs. Chicago, 01/07/24	NO PUNTS	Green Bay 24, Washington 10 vs. Washington, 10/24/21
Anders Carlson: 17-A.Carlson extra point is No Good, Wide Left, Center-42-M.Orzech, Holder-19-D.Whelan. @ Minnesota, 12/31/23	MISSED POINT AFTER TOUCHDOWN ATTEMPT	Eddy Piñeiro/Eddy Piñeiro: 4-E.Pineiro extra point is No Good, Wide Left, Center-44-J.Jansen, Holder-10-J.Hekker. 4-E.Pineiro extra point is No Good, Wide Left, Center-44-J.Jansen, Holder-10-J.Hekker. @ Carolina, 12/24/23
Joshua Karty [Colby Wooden blocked]: 16-J.Karty extra point is Blocked (96-C.Wooden). Center-47-A.Ward, Holder-42-E.Evans. @ L.A. Rams, 10/06/24	POINT AFTER TOUCHDOWN ATTEMPT BLOCKED	Anders Carlson [Patrick Peterson blocked]: 17-A.Carlson extra point is Blocked (20-P.Peterson). Center-42-M.Orzech, Holder-19-D.Whelan. @ Pittsburgh, 11/12/23
Jermaine Whitehead: 2-M.Crosby kicks inside 14 yards from GB 35 to GB 49. RECOVERED by GB-35-J.Whitehead. @ Detroit, 12/31/17	SUCCESSFUL ONSIDE KICK	Khalil Herbert: 2-C.Santos kicks inside 19 yards from CHI 35 to GB 46. RECOVERED by CHI-24-K.Herbert. vs. Chicago, 12/12/21
4 fg, Mason Crosby: (36. 46, 28, 26) @ Miami, 12/25/22	FOUR FIELD GOALS	4 fg, Will Lutz: (32, 29, 35, 52) @ Denver, 10/22/23
5 fg, Mason Crosby: (37, 40, 31, 48, 36) vs. Minnesota, 09/16/18	FIVE FIELD GOALS	5 fg, Matt Prater: (26, 22, 41, 51, 54) vs. Detroit, 10/14/19
* Never Has Happened *	SIX FIELD GOALS	* Never Has Happened *
53 yards, Anders Carlson: (.22) 17-A.Carlson 32 yard field goal is GOOD. Center-42-M.Orzech, Holder-19-D.Whelan. @ Carolina, 12/24/23	50-59 YARD FIELD GOAL	52 yards, Ka'imi Fairbairn: (1:48) 15-K.Fairbairn 35 yard field goal is GOOD. Center-46-J.Weeks, Holder-6-T.Townsend. vs. Houston, 10/20/24
* Never Has Happened *	60+ YARD FIELD GOAL	63 yards, David Akers: (.02) 2-D.Akers 63 yard field goal is GOOD. Center-86-B.Jennings, Holder-4-A.Lee. vs. San Francisco, 09/09/12
3 fg, Brandon McManus: (31, 38, 24) @ Jacksonville, 10/27/24	THREE FIELD GOALS	3 fg, Ka'imi Fairbairn: (23, 52, 35) vs. Houston, 10/20/24
65 yards, Trevor Davis @ Cleveland, 12/10/17	50-69 YARD PUNT RETURN	62t yards, Devin Hester @ Chicago, 09/27/10
75t yards, Micah Hyde vs. Philadelphia, 11/16/14	70-89 YARD PUNT RETURN	76t yards, Rashid Shaheed vs. New Orleans, 09/24/23
93t yards, Micah Hyde @ Minnesota, 10/27/13	90+ YARD PUNT RETURN	97t yards, Jakeem Grant Sr. vs. Chicago, 12/12/21
63 yds, Daniel Whelan @ Jacksonville, 10/27/24	60-69 YARD PUNT	60 yds, Jack Fox vs. Detroit, 11/03/24
74 yds, Daniel Whelan vs. Minnesota, 09/29/24	70+ YARD PUNT	73 yds, Logan Cooke @ Jacksonville, 10/27/24
10 punts, Jon Ryan vs. New England, 11/19/06	PUNTED 10+ TIMES	10 punts, Chris Kluge vs. Minnesota, 12/21/06

THE LAST TIME

51 yards, Keisean Nixon vs. L.A. Rams, 11/05/23	50-69 YARD KICKOFF RETURN	68 yards, Trenton Cannon @ San Francisco, 09/26/21
70 yards, Jeff Janis @ Minnesota, 11/22/15	70-89 YARD KICKOFF RETURN	71 yards, Jamal Agnew @ Detroit, 12/13/20
105+ yards, Keisean Nixon vs. Minnesota, 01/01/23	90+ YARD KICKOFF RETURN	99+ yards, Andre Roberts @ N.Y. Jets, 12/23/18
TEAM/MISCELLANEOUS		
411 yards, Green Bay 411, Detroit 261 vs. Detroit, 11/03/24	400+ TOTAL YARDS OF OFFENSE	410 yards, Green Bay 414, Philadelphia 410 @ Philadelphia, 09/06/24
522 yards, Green Bay 522, Minnesota 382 @ Minnesota, 09/13/20	500+ TOTAL YARDS OF OFFENSE	500 yards, Philadelphia 500, Green Bay 342 @ Philadelphia, 11/27/22
ST: (5:33) (Shotgun) K.Cousins pass short middle intended for T.Hockenson INTERCEPTED by D.Savage (R.Douglas) at GB 25. D.Savage for 75 yards, TOUCHDOWN.DEF: (9:31) A.Rodgers scramble right end for 2 yards, TOUCHDOWN.DEF: (2:48) (Shotgun) A.Rodgers pass deep right to R.Tonyan for 21 yards, TOUCHDOWN.DEF: (15:00) A.Dillon left tackle for 2 yards, TOUCHDOWN.OFF: G.Joseph kicks 30 yards from MIN 35 to GB -5, K.Nixon for 105 yards, TOUCHDOWN. vs. Minnesota, 01/01/23	TOUCHDOWN ON OFFENSE, DEFENSE AND SPECIAL TEAMS	ST: (8:52) (Shotgun) J.Freeman pass short right to D.Ward for 6 yards, TOUCHDOWN.ST: (11:44) (Shotgun) J.Freeman pass short left to K.Winslow for 7 yards, TOUCHDOWN.ST: (4:20) (Shotgun) J.Freeman pass short right to S.Stroughler for 7 yards, TOUCHDOWN.DEF: (5:52) (Shotgun) A.Rodgers pass deep left intended for D.Driver INTERCEPTED by T.Jackson at GB 35. T.Jackson for 35 yards, TOUCHDOWN.OFF: (12:09) (Punt formation) J.Kapinos punt is BLOCKED by G.Hays, Center-B.Goode, RECOVERED by TB-R.Barber at GB 31. R.Barber for 31 yards, TOUCHDOWN. @ Tampa Bay, 11/08/09
Jordan Love: TWO-POINT CONVERSION ATTEMPT. 10-J.Love pass to 9-C.Watson is complete. ATTEMPT SUCCEEDS. vs. Detroit, 11/03/24	MADE TWO-POINT CONVERSION	Raheem Blackshear: TWO-POINT CONVERSION ATTEMPT. 3-R.Blackshear rushes left end. ATTEMPT SUCCEEDS. @ Carolina, 12/24/23
Josh Jacobs: 77-J.Morgan reported in as eligible. TWO-POINT CONVERSION ATTEMPT. 8-J.Jacobs rushes left tackle. ATTEMPT FAILS. @ Philadelphia, 09/06/24	FAILED TWO-POINT CONVERSION	Joe Mixon: TWO-POINT CONVERSION ATTEMPT. 28-J.Mixon rushes right tackle. ATTEMPT FAILS. vs. Houston, 10/20/24
Green Bay 53, Philadelphia 20 vs. Philadelphia, 11/16/14	50+ POINTS	New Orleans 51, Green Bay 29 @ New Orleans, 11/24/08
Green Bay 41, Minnesota 17 vs. Minnesota, 01/01/23	40+ POINTS	Philadelphia 40, Green Bay 33 @ Philadelphia, 11/27/22
Green Bay 31, Dallas 28 vs. Dallas, 11/13/22	OVERTIME WIN	Indianapolis 34, Green Bay 31 @ Indianapolis, 11/22/20
Indianapolis 34, Green Bay 31 @ Indianapolis, 11/22/20	OVERTIME LOSS	Green Bay 31, Dallas 28 vs. Dallas, 11/13/22
Minnesota 29, Green Bay 29 vs. Minnesota, 09/16/18	OVERTIME TIE	Minnesota 29, Green Bay 29 vs. Minnesota, 09/16/18
Green Bay 20, Detroit 6 @ Detroit, 11/23/23	20 FIRST-QUARTER POINTS	Tennessee 21, Green Bay 0 @ Tennessee, 11/13/16
Green Bay 21, Chicago 0 vs. Chicago, 09/18/22	20 SECOND-QUARTER POINTS	Chicago 24, Green Bay 21 vs. Chicago, 12/12/21
Green Bay 20, Minnesota 0 @ Minnesota, 10/23/11	20 THIRD-QUARTER POINTS	Arizona 21, Green Bay 8 @ Arizona, 12/27/15
Green Bay 22, Minnesota 3 vs. Minnesota, 09/29/24	20 FOURTH-QUARTER POINTS	Minnesota 24, Green Bay 14 @ Minnesota, 09/13/20
Green Bay 17, Seattle 0 vs. Seattle, 11/14/21	SHUTOUT AT HOME	Detroit 31, Green Bay 0 vs. Detroit, 12/30/18
Green Bay 9, N.Y. Jets 0 @ N.Y. Jets, 10/31/10	SHUTOUT ON THE ROAD	* Never Has Happened *
Green Bay 31, Dallas 28 vs. Dallas, 11/13/22	OVERTIME WIN AT HOME	Miami 23, Green Bay 20 vs. Miami, 10/17/10
Green Bay 25, Cincinnati 22 @ Cincinnati, 10/10/21	OVERTIME WIN ON THE ROAD	Indianapolis 34, Green Bay 31 @ Indianapolis, 11/22/20
10 pen, Detroit 24, Green Bay 14 vs. Detroit, 11/03/24	10 PENALTIES	13 pen, Green Bay 34, Arizona 13 vs. Arizona, 10/13/24
0 pen, Detroit 37, Green Bay 30 @ Detroit, 01/09/22	NO PENALTIES	0 pen, Tampa Bay 38, Green Bay 10 @ Tampa Bay, 10/18/20
0 to, Green Bay 30, Tennessee 14 @ Tennessee, 09/22/24	NO TURNOVERS	0 to, Detroit 24, Green Bay 14 vs. Detroit, 11/03/24
3 td, Green Bay 30, Jacksonville 27 (11:35) (Shotgun) J.Jacobs up the middle for 3 yards, TOUCHDOWN. (3:11) (Shotgun) J.Jacobs up the middle for 38 yards, TOUCHDOWN. (14:12) (Shotgun) M.Willis pass short right to T.Kraft for 3 yards, TOUCHDOWN. @ Jacksonville, 10/27/24	THREE TOTAL TOUCHDOWNS	3 td, Detroit 24, Green Bay 14 (15:00) (Shotgun) J.Goff pass short left to A.St. Brown for 3 yards, TOUCHDOWN. (:42) (No Huddle, Shotgun) J.Love pass short right intended for J.Jacobs INTERCEPTED by K.Joseph [A.Anzalone] at GB 27. K.Joseph for 27 yards, TOUCHDOWN. (9:36) (Shotgun) J.Gibbs up the middle for 15 yards, TOUCHDOWN. vs. Detroit, 11/03/24
4 td, Green Bay 34, Arizona 13 (9:00) (Shotgun) J.Love pass short right to J.Reed for 5 yards, TOUCHDOWN. (15:00) (Shotgun) J.Love pass short right to R.Doubs for 10 yards, TOUCHDOWN. ** Injury Update: ARZ-Ma.Wilson has returned to the game. (4:39) J.Love pass deep middle to C.Watson for 44 yards, TOUCHDOWN. (3:54) (Shotgun) J.Love pass deep right to R.Doubs for 20 yards, TOUCHDOWN. vs. Arizona, 10/13/24	FOUR TOTAL TOUCHDOWNS	4 td, Minnesota 31, Green Bay 29 (11:59) (Shotgun) S.Darnold pass deep right to J.Addison for 29 yards, TOUCHDOWN. Penalty on GB-K.Enagbare, Defensive Offside, declined. (1:41) S.Darnold pass short left to J.Oliver for 2 yards, TOUCHDOWN. (11:54) J.Addison right end for 7 yards, TOUCHDOWN. (5:32) (Shotgun) S.Darnold pass short right to J.Jefferson for 14 yards, TOUCHDOWN. vs. Minnesota, 09/29/24
40:11 TOP, Green Bay 16, Indianapolis 10 vs. Indianapolis, 09/15/24	OVER 40:00 TIME OF POSSESSION (NON-OT)	40:26 TOP, Detroit 40, Green Bay 10 @ Detroit, 11/28/13
vs. Indianapolis, 09/15/24	NO SACKS/NO INTERCEPTIONS ALLOWED	vs. Arizona, 10/13/24
(7, 7, 14, 7 Points), Green Bay 35, Detroit 17 vs. Detroit, 09/20/21	SCORE TOUCHDOWN IN EACH QUARTER	(7, 7, 6, 7 Points), Tennessee 27, Green Bay 17 vs. Tennessee, 11/17/22
31 (first half), Green Bay 34, Detroit 27 vs. Detroit, 09/25/16	30 ONE-HALF POINTS	35 (first half), Tennessee 47, Green Bay 25 @ Tennessee, 11/13/16

THE LAST TIME

Green Bay 34, Arizona 13 vs. Arizona, 10/13/24

WON GAME BY 20+ POINTS

New Orleans 38, Green Bay 3 @ New Orleans, 09/12/21

TRANSACTIONS BY DATE

DATE	POS.	PLAYER	TRANSACTION
11/2	CB	Kamal Hadden	Elevated from the practice squad to the active roster for gameday
10/29	LB	Jamin Davis	Signed to practice squad
10/29	LB	Chris Russell	Released from practice squad
10/26	CB	Robert Rochell	Elevated from the practice squad to the active roster for gameday
10/25	DL	Jonathan Ford	Signed to practice squad
10/23	DL	Jonathan Ford	Released
10/23	LS	Matt Orzech	Signed
10/22	FB	Andrew Beck	Released from practice squad
10/21	DL	Jonathan Ford	Activated off injured reserve/designated to return
10/21	LS	Matt Orzech	Released
10/19	FB	Andrew Beck	Elevated from the practice squad to the active roster for gameday
10/16	WR	Malik Knowles	Signed to practice squad
10/16	K	Brandon McManus	Signed
10/16	K	Brayden Narveson	Released
10/15	T	Spencer Ralland	Signed to practice squad
10/15	G/C	Lectus Smith	Contract terminated by player
10/14	WR	TJ Luther	Placed on practice squad; injured
10/12	FB	Andrew Beck	Elevated from the practice squad to the active roster for gameday
10/11	TE	John FitzPatrick	Signed to the active roster from the Atlanta Falcons' practice squad
10/11	TE	Luke Musgrave	Placed on injured reserve
10/9	CB	Robert Rochell	Signed to practice squad
10/7	CB	Robert Rochell	Released
10/5	FB	Andrew Beck	Elevated from the practice squad to the active roster for gameday
10/5	WR	Romeo Doubs	Placed on the reserve/suspended list by the club for one game
10/5	CB	Robert Rochell	Signed to active roster from practice squad
9/28	CB	Kamal Hadden	Elevated from the practice squad to the active roster for gameday
9/28	CB	Robert Rochell	Elevated from the practice squad to the active roster for gameday
9/26	TE	Messiah Swinson	Signed to practice squad
9/24	TE	Johnny Lumpkin	Released from practice squad
9/21	QB	Sean Clifford	Elevated from the practice squad to the active roster for gameday
9/21	CB	Robert Rochell	Elevated from the practice squad to the active roster for gameday
9/18	WR	Cornelius Johnson	Signed to practice squad
9/17	RB	Chris Brooks	Signed to active roster from practice squad
9/17	RB	MarShawn Lloyd	Placed on injured reserve
9/14	QB	Sean Clifford	Elevated from the practice squad to the active roster for gameday
9/10	TE	Johnny Lumpkin	Signed to practice squad
9/10	WR	TJ Luther	Signed to practice squad
9/10	RB	La'Mical Perine	Released from practice squad
9/10	WR	Jalen Wayne	Released from practice squad
9/6	RB	Ellis Merrriweather	Elevated from the practice squad to the active roster for gameday
9/3	RB	Chris Brooks	Signed to practice squad
9/3	TE	Messiah Swinson	Contract terminated by player
8/30	FB	Andrew Beck	Signed to practice squad
8/30	CB	Kamal Hadden	Signed to practice squad
8/30	RB	Nate McCrary	Placed on practice squad/injured reserve
8/30	RB	La'Mical Perine	Signed to practice squad
8/29	S	Omar Brown	Signed to practice squad
8/29	K	Brayden Narveson	Claimed off waivers from the Tennessee Titans
8/29	LB	Chris Russell	Signed to practice squad
8/28	WR	Jalen Wayne	Signed to practice squad
8/28	DL	Deslin Alexandre	Signed to practice squad
8/28	QB	Sean Clifford	Signed to practice squad
8/28	DL	James Ester	Signed to practice squad
8/28	K	Alex Hale	Signed to practice squad
8/28	WR	Julian Hicks	Signed to practice squad
8/28	G/T	Donovan Jennings	Signed to practice squad
8/28	K	Greg Joseph	Released
8/28	CB	Kalen King	Signed to practice squad
8/28	RB	Nate McCrary	Signed to practice squad
8/28	RB	Ellis Merrriweather	Signed to practice squad
8/28	CB	Robert Rochell	Signed to practice squad
8/28	G/C	Lectus Smith	Signed to practice squad
8/28	TE	Messiah Swinson	Signed to practice squad
8/27	DL	Deslin Alexandre	Released
8/27	DL	Brevin Allen	Released
8/27	DL	Keshawn Banks	Released
8/27	K	Anders Carlson	Released
8/27	QB	Sean Clifford	Released
8/27	CB	LJ Davis	Waived/injured
8/27	TE	Tyler Davis	Placed on injured reserve
8/27	RB	AJ Dillon	Placed on injured reserve
8/27	WR	Grant DuBose	Released
8/27	DL	James Ester	Released
8/27	DL	Jonathan Ford	Placed on injured reserve/designated for return

8/27	LB	Ralen Goforth	Waived/injured
8/27	CB	Gemon Green	Released
8/27	K	Alex Hale	Released
8/27	WR	Julian Hicks	Released
8/27	G/T	Donovan Jennings	Released
8/27	S	Anthony Johnson Jr.	Released
8/27	T	Caieb Jones	Released
8/27	CB	Kalen King	Released
8/27	RB	Nate McCrary	Released
8/27	RB	Ellis Merrriweather	Released
8/27	DL	Zach Morton	Released
8/27	G/T	Royce Newman	Released
8/27	TE	Henry Pearson	Released
8/27	QB	Michael Pratt	Released
8/27	CB	Robert Rochell	Released
8/27	LB	Chris Russell	Released
8/27	S	Benny Sapp III	Released
8/27	DL	Keonte Schad	Released
8/27	G/C	Lectus Smith	Released
8/27	WR	Dimitri Stanley	Released
8/27	TE	Messiah Swinson	Released
8/27	T	Luke Tenuta	Released
8/27	WR	Samori Toure	Released
8/27	DL	Spencer Waage	Released
8/27	WR	Jalen Wayne	Released
8/27	LB	Kristian Welch	Released
8/27	TE	Joel Wilson	Released
8/27	LB	Christian Young	Released
8/22	DL	Keonte Schad	Signed
8/21	DL	Kenneth Odomewgwu	Released
8/20	RB	Jarveon Howard	Waived/injured
8/20	FB	Henry Pearson	Signed
8/14	LS	Peter Bowden	Released
8/14	S	Tyler Coyle	Released
8/14	RB	Nate McCrary	Signed
8/14	LB	Chris Russell	Signed
8/7	DL	Brevin Allen	Signed
8/7	CB	Don Callis	Waived/injured
8/7	DL	Zach Morton	Signed
8/7	WR	Rory Starkey	Waived/injured
8/5	QB	Jacob Eason	Released
7/30	LS	Peter Bowden	Signed
7/30	CB	Don Callis	Signed
7/30	CB	LJ Davis	Signed
7/30	CB	Zyon Gilbert	Released
7/30	FB	Henry Pearson	Released
7/30	K	James Turner	Released
7/27	QB	Jordan Love	Signed contract extension
7/23	LS	Peter Bowden	Released
7/23	QB	Jacob Eason	Signed
7/21	DL	Kenny Clark	Signed contract extension
7/19	WR	Alex McGough	Waived/injured
7/19	WR	Rory Starkey	Signed
7/19	WR	Jalen Wayne	Signed
6/24	K	James Turner	Claimed off waivers from the Detroit Lions
6/19	K	Jack Podlesny	Released
6/13	T/G	Jordan Morgan	Signed
6/3	S	Javon Bullard	Signed
5/23	LB	Edgerrin Cooper	Signed
5/14	OL	Travis Glover	Signed
5/14	LB	Ty Ron Hopper	Signed
5/14	RB	MarShawn Lloyd	Signed
5/14	OL	Jacob Monk	Signed
5/14	S	Kitan Oladapo	Signed
5/14	S	Evan Williams	Signed
5/13	DL	Spencer Waage	Claimed off waivers from the San Francisco 49ers
5/6	WR	Julian Hicks	Signed
5/6	CB	Anthony Johnson	Released
5/6	DL	Deandre Johnson	Released
5/6	WR	Thyrick Pitts	Waived/injured
5/6	OL	Lectus Smith	Signed
5/6	WR	Dimitri Stanley	Signed
5/3	LS	Peter Bowden	Signed
5/3	DL	James Ester	Signed
5/3	LB	Ralen Goforth	Signed
5/3	RB	Jarveon Howard	Signed
5/3	OL	Donovan Jennings	Signed
5/3	CB	Kalen King	Signed
5/3	QB	Michael Pratt	Signed
5/3	TE	Messiah Swinson	Signed
4/18	T	Andre Dillard	Signed
4/10	CB	Gemon Green	Signed
3/28	K	Greg Joseph	Signed
3/23	LB	Eric Wilson	Re-signed
3/19	CB	Robert Rochell	Re-signed
3/15	RB	AJ Dillon	Re-signed
3/15	CB	Keisean Nixon	Re-signed

TRANSACTIONS BY DATE

3/14	RB	Josh Jacobs	Signed	1/22	DL	Jonathan Ford	Signed
3/14	S	Xavier McKinney	Signed	1/22	CB	Zyon Gilbert	Signed
3/14	LB	Kristian Welch	Re-signed	1/22	CB	Anthony Johnson	Signed
3/13	LB	De'Vondre Campbell	Released	1/22	QB	Alex McGough	Signed
3/12	CB	Corey Ballentine	Re-signed	1/22	RB	Ellis Merriweather	Signed
3/12	TE	Tyler Davis	Re-signed	1/22	LB	Arron Mosby	Signed
3/11	T	David Bakhtiari	Released	1/22	LB	Kenneth Odumegwu	Signed
3/11	RB	Aaron Jones	Released	1/22	FB	Henry Pearson	Signed
1/24	K	Jack Podlesny	Signed	1/22	WR	Thyrick Pitts	Signed
1/22	LB	Keshawn Banks	Signed	1/22	T	Kadeem Telfort	Signed
1/22	S	Tyler Coyle	Signed	1/22	TE	Joel Wilson	Signed
1/22	WR	Grant DuBose	Signed				

TRANSACTIONS BY PLAYER

Alexandre, Deslin - DL

8/27/24 Released
8/28/24 Signed to practice squad

Allen, Brevin - DL

8/7/24 Signed
8/27/24 Released

Bakhtiari, David - T

3/11/24 Released

Ballentine, Corey - CB

3/12/24 Re-signed

Banks, Keshawn - DL

1/22/24 Signed
8/27/24 Released

Beck, Andrew - FB

8/30/24 Signed to practice squad
10/5/24 Elevated from the practice squad to the active roster for gameday

10/12/24 Elevated from the practice squad to the active roster for gameday

10/19/24 Elevated from the practice squad to the active roster for gameday

10/22/24 Released from practice squad

Bowden, Peter - LS

5/3/24 Signed
7/23/24 Released
7/30/24 Signed
8/14/24 Released

Brooks, Chris - RB

9/3/24 Signed to practice squad
9/17/24 Signed to active roster from practice squad

Brown, Omar - S

8/29/24 Signed to practice squad

Bullard, Javon - S

6/3/24 Signed

Callis, Don - CB

7/30/24 Signed
8/7/24 Waived/injured

Campbell, De'Vondre - LB

3/13/24 Released

Carlson, Anders - K

8/27/24 Released

Clark, Kenny - DL

7/21/24 Signed contract extension

Clifford, Sean - QB

8/27/24 Released
8/28/24 Signed to practice squad
9/14/24 Elevated from the practice squad to the active roster for gameday
9/21/24 Elevated from the practice squad to the active roster for gameday

Cooper, Edgerrin - LB

5/23/24 Signed

Coyle, Tyler - S

1/22/24 Signed
8/14/24 Released

Davis, Jamin - LB

10/29/24 Signed to practice squad

Davis, LJ - CB

7/30/24 Signed
8/27/24 Waived/injured

Davis, Tyler - TE

3/12/24 Re-signed
8/27/24 Placed on injured reserve

Dillard, Andre - T

4/18/24 Signed

Dillon, AJ - RB

3/15/24 Re-signed
8/27/24 Placed on injured reserve

Doubs, Romeo - WR

10/5/24 Placed on the reserve/suspended list by the club for one game

DuBose, Grant - WR

1/22/24 Signed
8/27/24 Released

Ester, James - DL

5/3/24 Signed
8/27/24 Released
8/28/24 Signed to practice squad

Eason, Jacob - QB

7/23/24 Signed
8/5/24 Released

FitzPatrick, John - TE

10/11/24 Signed to the active roster from the Atlanta Falcons' practice squad

Ford, Jonathan - DL

1/22/24 Signed
8/27/24 Placed on injured reserve/designated for return

10/21/24 Activated off injured reserve/designated for return

10/23/24 Released

10/25/24 Signed to practice squad

Gilbert, Zyon - CB

1/22/24 Signed
7/30/24 Released

Glover, Travis - T

5/14/24 Signed

Goforth, Ralen - LB

5/3/24 Signed
8/27/24 Waived/injured

Green, Gemon - CB

4/10/24 Signed
8/27/24 Released

Hadden, Kamal - CB

8/30/24 Signed to practice squad
9/28/24 Elevated from the practice squad to the active roster for gameday
11/2/24 Elevated from the practice squad to the active roster for gameday

Hale, Alex - K

8/7/24 Signed
8/27/24 Released
8/28/24 Signed to practice squad

Hicks, Julian - WR

5/6/24 Signed
8/27/24 Released
8/28/24 Signed to practice squad

Hopper, Ty'Ron - LB

5/14/24 Signed

Howard, Jarveon - RB

5/3/24 Signed
8/20/24 Waived/injured

Jacobs, Josh - RB

3/14/24 Signed

Jennings, Donovan - G/T

5/3/24 Signed
8/27/24 Released
8/28/24 Signed to practice squad

Johnson, Anthony - CB

1/22/24 Signed
5/6/24 Released

Johnson, Cornelius - WR

9/18/24 Signed to practice squad

Johnson Jr., Anthony - S

8/27/24 Released

Johnson, Deandre - DL

5/6/24 Released

Jones, Aaron - RB

3/11/24 Released

Jones, Caleb - T

8/27/24 Released

Jones, Trente - OL

5/3/24 Signed
5/13/24 Placed on reserve/retired list

Joseph, Greg - K

3/28/24 Signed
8/28/24 Released

King, Kalen - CB

5/3/24 Signed
8/27/24 Released
8/28/24 Signed to practice squad

Knowles, Malik - WR

10/16/24 Signed to practice squad

Lloyd, MarShawn - RB

5/14/24 Signed
9/17/24 Placed on injured reserve

Love, Jordan - QB
7/27/24 Signed contract extension

Lumpkin, Johmmy - TE
9/10/24 Signed to practice squad
9/24/24 Released from practice squad

Luther, TJ - WR
9/10/24 Signed to practice squad
10/14/24 Placed on practice squad; injured

Mathews, Rodney - DL
5/3/24 Signed
5/9/24 Released

McCrary, Nate - RB
8/14/24 Signed
8/27/24 Released
8/28/24 Signed to practice squad
8/30/24 Placed on practice squad/injured reserve

McGough, Alex - WR
1/22/24 Signed
7/19/24 Waived/injured

McKinney, Xavier - S
3/14/24 Signed

McManus, Brandon - K
10/16/24 Signed

Merriweather, Ellis - RB
1/22/24 Signed
8/27/24 Released
8/28/24 Signed to practice squad
9/6/24 Elevated from the practice squad to the active roster for gameday

Monk, Jacob - C/G
5/14/24 Signed

Morgan, Jordan - T/G
6/13/24 Signed

Mosby, Arron - DL
1/22/24 Signed

Morton, Zach - DL
8/7/24 Signed
8/27/24 Released

Musgrave, Luke - TE
10/11/24 Placed on injured reserve

Narveson, Brayden - K
8/29/24 Claimed off waivers from Tennessee Titans
10/16/24 Released

Newman, Royce - G/T
8/27/24 Released

Nixon, Keisean - CB
3/15/24 Re-signed

Odumegwu, Kenneth - DL
1/22/24 Signed
8/21/24 Released

Oladapo, Kitan - S
5/14/24 Signed

Orzech, Matt - LS
10/21/24 Released
10/23/24 Signed

Pearson, Henry - TE
1/22/24 Signed
7/30/24 Released
8/20/24 Signed
8/27/24 Released

Perine, La'Mical - RB
8/30/24 Signed to practice squad
9/10/24 Released from practice squad

Pitts, Thyrick - WR
1/22/24 Signed
5/6/24 Waived/injured

Podlesny, Jack - K
1/24/24 Signed
6/19/24 Released

Pratt, Michael - QB
5/3/24 Signed
8/27/24 Released

Rochell, Robert - CB
3/19/24 Re-signed
8/27/24 Released
8/28/24 Signed to practice squad
9/21/24 Elevated from the practice squad to the active roster for gameday
9/28/24 Elevated from the practice squad to the active roster for gameday

10/5/24 Signed to the active roster from practice squad

10/7/24 Released

10/9/24 Signed to practice squad

10/26/24 Elevated from the practice squad to the active roster for gameday

Rolland, Spencer - T
10/15/24 Signed to practice squad

Russell, Chris - LB
8/14/24 Signed
8/27/24 Released
8/29/24 Signed to practice squad
10/29/24 Released from practice squad

Sapp III, Benny - S
8/27/24 Released

Schad, Keonte - DL
8/22/24 Signed
8/27/24 Released

Smith, Lecitus - G/C
5/6/24 Signed
8/27/24 Released
8/28/24 Signed to practice squad
10/15/24 Contract terminated by player

Stanley, Dimitri - WR
5/6/24 Signed
8/27/24 Released

Starkey, Rory - WR
7/19/24 Signed
8/7/24 Waived/injured

Swinson, Messiah - TE
5/3/24 Signed
8/27/24 Released
8/28/24 Signed to practice squad
9/3/24 Contract terminated by player
9/26/24 Signed to practice squad

Telfort, Kadeem - T
1/22/24 Signed

Tenuta, Luke - T
8/27/24 Released

Toure, Samori - WR
8/27/24 Released

Turner, James - K
6/24/24 Claimed off waivers from Detroit Lions
7/30/24 Released

Waege, Spencer - DL
5/13/24 Claimed off waivers from San Francisco
49ers
8/27/24 Released

Wayne, Jalen - WR
7/19/24 Signed
8/27/24 Released
8/28/24 Signed to practice squad
9/10/24 Released from practice squad

Welch, Kristian - LB
3/14/24 Re-signed
8/27/24 Released

Williams, Evan - S
5/14/24 Signed

Willis, Malik - QB
8/27/24 Acquired via trade from Tennessee Titans

Wilson, Eric - LB
3/23/24 Re-signed

Wilson, Joel - TE
1/22/24 Signed
8/27/24 Released

Young, Christian - LB
8/27/24 Released



GAME SUMMARIES



GAME SUMMARY [LAST MATCHUP]



9



17

2023 WEEK 18

Green Bay Packers 17, Chicago Bears 9
78,188 @ Lambeau Field @ Jan 7, 2024

Chicago Bears	3	3	0	3	—	9
Green Bay Packers	0	7	7	3	—	17

Chicago Bears Starters

OFFENSE			DEFENSE				
WR 2	D. Moore	DE 98	M. Sweat	WR 19	E. St. Brown	DL 93	J. Jones
LT 70	B. Jones	DL 97	A. Billings	LG 76	T. Jenkins	DL 95	D. Walker
LG 76	T. Jenkins	LB 53	T. Edwards	C 67	D. Feeney	LB 49	T. Edwards
RG 64	N. Davis	LB 49	T. Edmunds	RT 58	D. Wright	CB 6	K. Gordon
TE 85	C. Kmet	CB 29	T. Stevenson	RB 24	K. Herbert	S 4	E. Jackson
QB 1	J. Fields	CB 32	T. Smith	RB 35	K. Blasingame	S 9	J. Brisker

Green Bay Packers Starters

OFFENSE			DEFENSE				
WR 87	R. Doubs	DE 97	K. Clark	WR 13	D. Wicks	NT 93	T. Slaton
LT 63	R. Walker	DE 95	D. Wyatt	LG 74	E. Jenkins	OLB 91	P. Smith
LG 74	E. Jenkins	ILB 7	Q. Walker	C 71	J. Myers	ILB 59	D. Campbell
RG 76	J. Runyan	LB 76	J. Alexander	RT 50	Z. Tomi	CB 52	R. Gary
TE 85	T. Kraft	CB 29	T. Stevenson	QB 10	J. Love	S 26	D. Savage
WR 11	J. Reed	CB 24	C. Valentine	RB 33	A. Jones	S 34	J. Owens

SCORING DRIVES

TEAM	QTR	TIME	SCORING PLAY	CHI	GB
Bears	1	08:54	C.Santos 50 yd. Field Goal (10-37, 6:06)	3	0
Packers	2	07:20	D.Wicks 10 yd. pass from J.Love (A.Carlson kick) (11-92, 6:42)	3	7
Bears	2	01:17	C.Santos 39 yd. Field Goal (11-45, 6:03)	6	7
Packers	3	09:47	D.Wicks 12 yd. pass from J.Love (A.Carlson kick) (9-75, 5:13)	6	14
Bears	4	13:03	C.Santos 35 yd. Field Goal (8-41, 3:14)	9	14
Packers	4	10:54	A.Carlson 25 yd. Field Goal (5-65, 2:09)	9	17

CHICAGO BEARS

PASSING	ATT	CP	YDS	SK/YD	TD	LG	INT	RTG
Justin Fields	16	11	148	5/31	0	33	0	97.9
TOTAL	16	11	148	5/31	0	33	0	97.9

RUSHING	ATT	YDS	AVG	LG	TD
Khalil Herbert	12	28	2.3	9	0
Justin Fields	8	27	3.4	7	0
Roschon Johnson	5	20	4.0	8	0
TOTAL	25	75	3.0	9	0

RECEIVING	NO	YDS	AVG	LG	TD
DJ Moore	4	64	16.0	33	0
Cole Kmet	3	41	13.7	27	0
Khalil Herbert	2	13	6.5	16	0
Equanimeous St. Brown	1	18	18.0	18	0
Tyler Scott	1	12	12.0	12	0
TOTAL	11	148	13.5	33	0

TOP DEFENSE	TOT	SOLO	AST	SCK	YDS	INT
Tremaine Edmunds	10	7	3	0.0	0.0	0
T.J. Edwards	10	7	3	0.0	0.0	0
Jaquan Brisker	8	4	4	0.0	0.0	0

FIELD GOALS	FGM/FGA	PERCENT	RESULTS
Cairo Santos	3-3	100.0	50G, 39G, 35G
TOTAL	3-3	100.0	

GREEN BAY PACKERS

PASSING	ATT	CP	YDS	SK/YD	TD	LG	INT	RTG
Jordan Love	32	27	316	1/8	2	59	0	128.6
TOTAL	32	27	316	1/8	2	59	0	128.6

RUSHING	ATT	YDS	AVG	LG	TD
Aaron Jones	22	111	5.0	17	0
Bo Melton	2	14	7.0	12	0
Jordan Love	3	-1	-0.3	1	0
TOTAL	27	124	4.6	17	0

RECEIVING	NO	YDS	AVG	LG	TD
Dontayvion Wicks	6	61	10.2	19	2
Bo Melton	5	62	12.4	24	0
Aaron Jones	5	30	6.0	13	0
Jayden Reed	4	112	28.0	59	0
Tucker Kraft	3	31	10.3	15	0
Malik Heath	3	9	3.0	4	0
Luke Musgrave	1	11	11.0	11	0
TOTAL	27	316	11.7	59	2

TOP DEFENSE	TOT	SOLO	AST	SCK	YDS	INT
Quay Walker	9	6	3	1.0	3.0	0
De'Vondre Campbell	8	4	4	0.0	0.0	0
Jonathan Owens	5	3	2	0.0	0.0	0

FIELD GOALS	FGM/FGA	PERCENT	RESULTS
Anders Carlson	1-2	50.0	41WL, 25G
TOTAL	1-2	50.0	

Team Statistics

First Downs	13
3rd-Down Eff. (Made/Att/Pct)	3/11/27%
4th-Down Eff. (Made/Att/Pct)	1/1/100%
Total Net Yards	192
Total Plays	46
Yards Per Play	4.2
Rushes/Net Yards	25/75
Net Passing	117
Pass Attempts/Completions	16/11
Had Intercepted	0
Sacked/Yards Lost	5/31
Punts/Average	3/45.7
Penalties/Yards	1/10
Fumbles/Lost	0/0
Possession Time	28:36

Bears Packers

First Downs	24
3rd-Down Eff. (Made/Att/Pct)	7/10/70%
4th-Down Eff. (Made/Att/Pct)	0/0/0%
Total Net Yards	432
Total Plays	60
Yards Per Play	7.2
Rushes/Net Yards	27/124
Net Passing	308
Pass Attempts/Completions	32/27
Had Intercepted	0
Sacked/Yards Lost	1/8
Punts/Average	0/0.0
Penalties/Yards	1/5
Fumbles/Lost	1/1
Possession Time	31:24

GAME SUMMARIES



29

WEEK 1
Philadelphia Eagles 34, Green Bay Packers 29
 47,236 🦅 Corinthians Arena 🦅 Sep 6, 2024



34

Green Bay Packers	6	13	7	3	—	29
Philadelphia Eagles	0	17	14	3	—	34

Philadelphia Eagles Starters

OFFENSE		DEFENSE	
WR 11	A. Brown	DE 0	B. Huff
TE 81	G. Calcaterra	OT 98	J. Carter
TE 88	D. Goedert	OT 90	J. Davis
LT 68	J. Mubia	DT 93	M. Williams
LG 69	L. Dickerson	LB 53	Z. Baun
C 51	C. Jurgens	LB 17	N. Dean
RG 77	M. Becton	OLB 19	J. Sweat
RT 65	L. Johnson	CB 27	D. Mitchell
WR 6	D. Smith	CB 2	D. Slay
QB 1	J. Hurts	S 8	C. Gardner-Johnson
RB 26	S. Barkley	S 32	R. Blankenship

Green Bay Packers Starters

OFFENSE		DEFENSE	
WR 87	R. Doubs	DE 91	P. Smith
LT 83	R. Walker	DT 93	T. Slaton
LG 74	E. Jenkins	DT 97	K. Clark
C 71	J. Myers	DE 52	R. Gary
RG 75	S. Rhyan	LB 7	Q. Walker
RT 50	Z. Tom	LB 45	E. Wilson
TE 88	L. Musgrave	LB 58	I. McCuffree
TE 65	T. Kraft	CB 21	E. Stokes
WR 9	C. Watson	CB 23	J. Alexander
QB 10	J. Love	S 20	J. Bullard
RB 8	J. Jacobs	S 29	X. McKinney

OFFICIALS: Referee: Ronald Torbert (62), Umpire: Barry Anderson (20), Down Judge: Frank LeBlanc (44), Line Judge: Brian Bolinger (40), Field Judge: Ryan Dickson (25), Side Judge: Keith Washington (7), Back Judge: Tony Josselyn (67), Replay Official: Mike Chase, Replay Assistant: Jamie Afieri-Tuss

SCORING DRIVES

TEAM	QTR	TIME	SCORING PLAY	GB	PHI
Packers	1	08:26	B.Narveson 31 yd. Field Goal (5-6, 2:20)	3	0
Packers	1	03:01	B.Narveson 23 yd. Field Goal (8-8, 4:05)	6	0
Eagles	2	12:38	S.Barkley 18 yd. pass from J.Hurts (J.Elliott kick) (11-70, 5:23)	6	7
Packers	2	10:16	J.Reed 33 yd. run (run failed) (5-70, 2:22)	12	7
Eagles	2	05:34	S.Barkley 11 yd. run (J.Elliott kick) (9-70, 4:42)	12	14
Packers	2	05:11	J.Reed 70 yd. pass from J.Love (B.Narveson kick) (3-70, 0:23)	18	14
Eagles	2	00:00	J.Elliott 38 yd. Field Goal (15-57, 5:11)	19	17
Eagles	3	14:09	A.Brown 67 yd. pass from J.Hurts (J.Elliott kick) (2-70, 0:51)	19	24
Packers	3	11:55	C.Watson 2 yd. pass from J.Love (B.Narveson kick) (6-70, 2:14)	26	24
Eagles	3	04:26	S.Barkley 2 yd. run (J.Elliott kick) (4-24, 1:42)	26	31
Packers	4	07:52	B.Narveson 26 yd. Field Goal (10-79, 5:01)	29	31
Eagles	4	00:27	J.Elliott 21 yd. Field Goal (16-67, 7:25)	29	34

GREEN BAY PACKERS

PASSING	ATT	CP	YDS	SK/YD	TD	LG	INT	RTG
Jordan Love	34	17	260	1/5	2	70L	1	83.0
Malik Willis	1	0	0	1/4	0	0	0	39.6
TOTAL	35	17	260	2/9	2	70L	1	80.7

RUSHING	ATT	YDS	AVG	LG	TD
Josh Jacobs	16	84	5.3	32	0
Emanuel Wilson	4	46	11.5	18	0
Jayden Reed	1	33	33.0	33L	1
TOTAL	21	163	7.8	33L	1

RECEIVING	NO	YDS	AVG	LG	TD
Jayden Reed	4	138	34.5	70L	1
Romeo Doubs	4	50	12.5	19	0
Christian Watson	3	13	4.3	6	1
Tucker Kraft	2	37	18.5	29	0
Josh Jacobs	2	20	10.0	11	0
Emanuel Wilson	2	2	1.0	2	0
TOTAL	17	260	15.3	70L	2

TOP DEFENSE	TOT	SOLO	AST	SCK	YDS	INT
Javon Bullard	11	7	4	0.0	0.0	0
Quay Walker	11	7	4	0.0	0.0	0
Keisean Nixon	7	6	1	1.0	6.0	0

FIELD GOALS	FGM/FGA	PERCENT	RESULTS
Brayden Narveson	3-4	75.0	31G, 23G, 43RU, 26G
TOTAL	3-4	75.0	

PHILADELPHIA EAGLES

PASSING	ATT	CP	YDS	SK/YD	TD	LG	INT	RTG
Jalen Hurts	34	20	278	2/12	2	67L	2	80.3
TOTAL	34	20	278	2/12	2	67L	2	80.3

RUSHING	ATT	YDS	AVG	LG	TD
Saquon Barkley	24	109	4.5	34	2
Jalen Hurts	13	33	2.5	8	0
Kenneth Gainwell	1	2	2.0	2	0
TOTAL	38	144	3.8	34	2

RECEIVING	NO	YDS	AVG	LG	TD
DeVonta Smith	7	84	12.0	25	0
A.J. Brown	5	119	23.8	67L	1
Dallas Goedert	4	31	7.8	21	0
Saquon Barkley	2	23	11.5	18L	1
Grant Calcaterra	1	11	11.0	11	0
Kenneth Gainwell	1	10	10.0	10	0
TOTAL	20	278	13.9	67L	2

TOP DEFENSE	TOT	SOLO	AST	SCK	YDS	INT
Zack Baun	15	11	4	2.0	9.0	0
Reed Blankenship	8	4	4	0.0	0.0	1
Quinyon Mitchell	5	4	1	0.0	0.0	0

FIELD GOALS	FGM/FGA	PERCENT	RESULTS
Jake Elliott	2-2	100.0	38G, 21G
TOTAL	2-2	100.0	

SAO PAULO (AP) — Saquon Barkley scored three touchdowns Friday night in the first NFL game in South America and led the Eagles to a 34-29 victory over the Green Bay Packers, who lost quarterback Jordan Love to an injury in the closing seconds. Barkley rushed for 109 yards and scored on an 18-yard catch and runs of 11 and 2 yards. Jalen Hurts was 20 of 34 for 278 yards with two touchdowns and two interceptions for the Eagles. Green Bay's Jayden Reed scored on a 33-yard jet sweep and a 70-yard reception, which was the longest touchdown completion of Love's career. Reed became the first player to have a touchdown catch of 30-plus yards and a touchdown run of 30-plus yards in a season opener since Hall of Famer Jim Brown of the Cleveland Browns against Washington in 1963. Love went 17 of 34 for 260 yards with two touchdowns and an interception. Philadelphia committed turnovers on each of its first two series, enabling Green Bay to start back-to-back drives in the red zone, but the Packers settled for field goals both times. The offenses took over in the second and third quarters. Six of seven possessions resulted in touchdowns.

Team Statistics

First Downs	19	25
3rd-Down Eff. (Made/Att/Pct)	3/11/27%	4/14/29%
4th-Down Eff. (Made/Att/Pct)	1/1/100%	1/1/100%
Total Net Yards	414	410
Total Plays	58	74
Yards Per Play	7.1	5.5
Rushes/Net Yards	21/163	38/144
Net Passing	251	266
Pass Attempts/Completions	35/17	34/20
Had Intercepted	1	2
Sacked/Yards Lost	2/9	2/12
Punts/Average	2/37.0	2/50.5
Penalties/Yards	10/71	7/57
Fumbles/Lost	1/0	2/1
Possession Time	27:13	32:47

Packers Eagles

First Downs	19	25
3rd-Down Eff. (Made/Att/Pct)	3/11/27%	4/14/29%
4th-Down Eff. (Made/Att/Pct)	1/1/100%	1/1/100%
Total Net Yards	414	410
Total Plays	58	74
Yards Per Play	7.1	5.5
Rushes/Net Yards	21/163	38/144
Net Passing	251	266
Pass Attempts/Completions	35/17	34/20
Had Intercepted	1	2
Sacked/Yards Lost	2/9	2/12
Punts/Average	2/37.0	2/50.5
Penalties/Yards	10/71	7/57
Fumbles/Lost	1/0	2/1
Possession Time	27:13	32:47

GAME SUMMARIES



WEEK 2 Green Bay Packers 16, Indianapolis Colts 10 77,827 @ Lambeau Field @ Sep 15, 2024

Indianapolis Colts	0	0	3	7	—	10
Green Bay Packers	10	0	3	3	—	16

Indianapolis Colts Starters

OFFENSE		DEFENSE	
LT	79 B. Raimann	DE	94 T. Lewis
LG	56 Q. Nelson	DT	96 T. Bryan
C	78 R. Kelly	NT	90 G. Stewart
RG	75 W. Fries	DE	51 K. Payne
RT	72 B. Smith	WLB	45 E. Speed
TE	85 D. Ogletree	MLB	44 Z. Franklin
WR	10 A. Mitchell	CB	40 J. Jones
WR	14 A. Pierce	CB	23 K. Moore II
WR	11 M. Pittman Jr.	CB	33 S. Wornack III
QB	5 A. Richardson	FS	25 R. Thomas II
RB	28 J. Taylor	SS	20 N. Cross

Green Bay Packers Starters

OFFENSE		DEFENSE	
WR	9 C. Watson	DE	91 P. Smith
LT	63 R. Walker	DT	97 K. Clark
LG	74 E. Jenkins	DT	93 T. Stanton
C	71 J. Myers	DE	52 R. Gary
RG	75 S. Rhyhan	LB	7 Q. Walker
RT	50 Z. Tom	LB	58 I. McDuffie
TE	88 L. Musgrave	CB	23 J. Alexander
TE	85 T. Koath	CB	21 E. Stokes
WR	87 R. Doubs	CB	25 K. Nixon
QB	2 M. Willis	S	29 X. McKinney
RB	8 J. Jacobs	S	20 J. Bullard

OFFICIALS: Referee: Shawn Hochuli (83), Umpire: Terry Killens Jr. (77), Down Judge: Patrick Holt (106), Line Judge: Tim Podraza (47), Field Judge: Jason Ledet (72), Side Judge: Jim Quirk (5), Back Judge: Jimmy Russell (82), Replay Official: James Nicholson, Replay Assistant: Adam Choate

SCORING DRIVES

TEAM	QTR	TIME	SCORING PLAY	IND	GB
Packers	1	10:30	B.Narveson 46 yd. Field Goal (8-42, 4:30)	0	3
Packers	1	03:18	D.Wicks 14 yd. pass from M.Willis (B.Narveson kick) (11-82, 6:21)	0	10
Packers	3	08:25	B.Narveson 42 yd. Field Goal (7-23, 3:55)	0	13
Colts	3	04:32	M.Gay 34 yd. Field Goal (7-54, 3:53)	3	13
Packers	4	10:50	B.Narveson 34 yd. Field Goal (7-44, 3:22)	3	16
Colts	4	01:47	A.Pierce 4 yd. pass from A.Richardson (M.Gay kick) (12-65, 2:23)	10	16

INDIANAPOLIS COLTS

PASSING	ATT	CP	YDS	SK/YD	TD	LG	INT	RTG
Anthony Richardson	34	17	204	1/6	1	30	3	41.8
TOTAL	34	17	204	1/6	1	30	3	41.8

RUSHING	ATT	YDS	AVG	LG	TD
Jonathan Taylor	12	103	8.6	29	0
Anthony Richardson	4	37	9.3	21	0
Trey Sermon	2	0	0.0	4	0
TOTAL	18	140	7.8	29	0

RECEIVING	NO	YDS	AVG	LG	TD
Alec Pierce	5	56	11.2	18	1
Michael Pittman Jr.	3	21	7.0	11	0
Jonathan Taylor	2	32	16.0	18	0
Adonai Mitchell	1	30	30.0	30	0
Mo Alie-Cox	1	22	22.0	22	0
Ashton Dulin	1	13	13.0	13	0
Drew Ogletree	1	12	12.0	12	0
Kylen Granson	1	9	9.0	9	0
Trey Sermon	1	7	7.0	7	0
Tyler Goodson	1	2	2.0	2	0
TOTAL	17	204	12.0	30	1

TOP DEFENSE	TOT	SOLO	AST	SCK	YDS	INT
Nick Cross	15	10	5	0.0	0.0	0
E.J. Speed	12	8	4	0.0	0.0	0
Zaire Franklin	10	5	5	0.0	0.0	0

FIELD GOALS	FGM/FGA	PERCENT	RESULTS
Matt Gay	1-2	50.0	34G, 50WL
TOTAL	1-2	50.0	

GREEN BAY PACKERS

PASSING	ATT	CP	YDS	SK/YD	TD	LG	INT	RTG
Malik Willis	14	12	122	0/0	1	39	0	126.8
TOTAL	14	12	122	0/0	1	39	0	126.8

RUSHING	ATT	YDS	AVG	LG	TD
Josh Jacobs	32	151	4.7	34	0
Malik Willis	6	41	6.8	19	0
Jayden Reed	2	37	18.5	22	0
MarShawn Lloyd	6	15	2.5	5	0
Emanuel Wilson	5	9	1.8	4	0
Bo Melton	2	8	4.0	16	0
TOTAL	53	261	4.9	34	0

RECEIVING	NO	YDS	AVG	LG	TD
Romeo Doubs	3	62	20.7	39	0
Dontayvion Wicks	3	26	8.7	14	1
Tucker Kraft	2	16	8.0	17	0
Jayden Reed	2	9	4.5	9	0
Luke Musgrave	1	6	6.0	6	0
MarShawn Lloyd	1	3	3.0	3	0
TOTAL	12	122	10.2	39	1

TOP DEFENSE	TOT	SOLO	AST	SCK	YDS	INT
Quay Walker	6	6	0	0.0	0.0	0
Javon Bullard	5	3	2	0.0	0.0	0
Isaiah McDuffie	4	3	1	0.0	0.0	0

FIELD GOALS	FGM/FGA	PERCENT	RESULTS
Brayden Narveson	3-4	75.0	46G, 42G, 34G, 45WR
TOTAL	3-4	75.0	

GREEN BAY, Wis. (AP) — With plenty of help from his new teammates, Malik Willis went out and led the Packers to a victory over the Indianapolis Colts, 16-10, on Sunday. Acquired by Green Bay on Aug. 27 in a trade from Tennessee, Willis threw his first career touchdown pass to help the Packers withstand the absence of the injured Jordan Love. Willis played efficiently and went 12 of 14 for 122 yards, including a 14-yard touchdown pass to Dontayvion Wicks. Brayden Narveson went 3 of 4 on field-goal attempts to account for Green Bay's other points. Josh Jacobs ran for 151 yards on 32 carries to lead Green Bay's 261-yard rushing attack. The Packers gained 164 yards rushing in the first quarter alone, the highest first-quarter total for any NFL team since the Denver Broncos had 167 in the opening period of a 41-23 loss to the New England Patriots on Dec. 18, 2011. By halftime, the Packers had 237 yards rushing on 34 carries. The defense hounded Anthony Richardson into three interceptions. Indianapolis' Jonathan Taylor rushed for 103 yards on 12 carries, but didn't touch the ball in the fourth quarter. Richardson was 17 of 34 for 204 yards with one touchdown to go along with his three interceptions. Richardson also ran for 37 yards on four carries. Packers rookie Evan Williams intercepted a Hail Mary attempt from the Indianapolis 41 to end the game.

Team Statistics

First Downs	19
3rd-Down Eff. (Made/Att/Pct)	2/9/22%
4th-Down Eff. (Made/Att/Pct)	1/2/50%
Total Net Yards	338
Total Plays	53
Yards Per Play	6.4
Rushes/Net Yards	18/140
Net Passing	198
Pass Attempts/Completions	34/17
Had Intercepted	3
Sacked/Yards Lost	1/6
Punts/Average	3/53.7
Penalties/Yards	3/20
Fumbles/Lost	3/0
Possession Time	19:49

Colts Packers

19	19
10/17/59%	10/17/59%
0/0/0%	0/0/0%
383	383
67	67
5.7	5.7
53/261	53/261
122	122
3	3
0/0	0/0
3/46.3	3/46.3
6/50	6/50
2/1	2/1
40:11	40:11

GAME SUMMARIES



30

WEEK 3

Green Bay Packers 30, Tennessee Titans 14
67,322 Nissan Stadium Sep 22, 2024



14

Green Bay Packers	17	3	7	3	—	30
Tennessee Titans	7	0	7	0	—	14

Tennessee Titans Starters

OFFENSE		DEFENSE	
WR 16 T. Burks	NT 93 T. Sweat	DT 98 J. Simmons	
TE 81 J. Whyte	DT 98 J. Simmons	OLB 49 A. Key	
LT 55 J. Latham	OLB 56 K. Murray Jr.	ILB 56 K. Murray Jr.	
LG 77 P. Skoronski	OLB 58 H. Landry III	LB 53 E. Jones IV	
C 79 L. Cushenberry III	LB 53 E. Jones IV	CB 13 C. Amaze	
RG 75 D. Radunz	CB 38 L. Sweat	WR 9 C. Watson	
RT 78 N. Petit-Frere	CB 13 C. Amaze	TE 85 T. Kraft	
OL 71 J. Duncan	WR 9 C. Watson	QB 2 M. Willis	
TE 84 N. Vannett	S 28 O. Digs	RB 8 J. Jacobs	
QB 8 W. Lewis	S 33 J. Adams		
RB 20 T. Pollard	S 37 A. Hooker		

Green Bay Packers Starters

OFFENSE		DEFENSE	
WR 87 R. Doubs	DE 91 P. Smith	DT 97 K. Clark	
LT 63 R. Walker	DT 97 K. Clark	T. Slater	
LG 74 E. Jenkins	DE 83 T. Slater	R. Gary	
C 71 J. Myers	DE 52 R. Gary	Q. Walker	
RG 75 S. Rhyhan	LB 7 Q. Walker	E. Wilson	
RT 50 Z. Tom	LB 45 E. Wilson	J. McDuffie	
WR 11 J. Reed	LB 58 J. McDuffie	J. Alexander	
WR 9 C. Watson	CB 23 J. Alexander	E. Stokes	
TE 85 T. Kraft	CB 21 E. Stokes	X. McKinney	
QB 2 M. Willis	S 29 X. McKinney	J. Bullard	
RB 8 J. Jacobs	S 20 J. Bullard		

OFFICIALS: Referee: Clay Martin (19), Umpire: James Carter II (73), Down Judge: Jerod Phillips (6), Line Judge: Brian Perry (170), Field Judge: Dave Hawkshaw (107), Side Judge: Alonzo Ramsey III (80), Back Judge: Greg Wilson (119), Replay Official: Brian Matoren

SCORING DRIVES

TEAM	QTR	TIME	SCORING PLAY	GB	TEN
Packers	1	12:25	M. Willis 5 yd. run (B. Narveson kick) (6-70, 2:35)	7	0
Titans	1	07:15	N. Vannett 1 yd. pass from W. Lewis (N. Folk kick) (10-70, 5:10)	7	7
Packers	1	01:05	B. Narveson 21 yd. Field Goal (11-67, 6:10)	10	7
Packers	1	00:51	J. Alexander 35 yd. interception return (B. Narveson kick)	17	7
Packers	2	00:00	B. Narveson 26 yd. Field Goal (12-67, 6:02)	20	7
Packers	3	08:25	Em. Wilson 30 yd. pass from M. Willis (B. Narveson kick) (5-36, 3:13)	27	7
Titans	3	04:55	D. Hopkins 11 yd. pass from W. Lewis (N. Folk kick) (7-68, 3:30)	27	14
Packers	4	03:29	B. Narveson 47 yd. Field Goal (8-31, 3:11)	30	14

GREEN BAY PACKERS

PASSING	ATT	CP	YDS	SK/YD	TD	LG	INT	RTG
Malik Willis	19	13	202	3/12	1	37	0	120.9
TOTAL	19	13	202	3/12	1	37	0	120.9

RUSHING	ATT	YDS	AVG	LG	TD
Malik Willis	6	73	12.2	29	1
Emanuel Wilson	12	50	4.2	10	0
Josh Jacobs	14	43	3.1	10	0
Jayden Reed	2	19	9.5	15	0
Chris Brooks	3	3	1.0	3	0
TOTAL	37	188	5.1	29	1

RECEIVING	NO	YDS	AVG	LG	TD
Jayden Reed	4	50	12.5	30	0
Christian Watson	2	67	33.5	37	0
Emanuel Wilson	2	35	17.5	30	1
Tucker Kraft	2	24	12.0	21	0
Romeo Doubs	1	18	18.0	18	0
Josh Jacobs	1	5	5.0	5	0
Luke Musgrave	1	3	3.0	3	0
TOTAL	13	202	15.5	37	1

TOP DEFENSE	TOT	SOLO	AST	SCK	YDS	INT
Isaiah McDuffie	9	6	3	0.5	0.0	0
Quay Walker	6	3	3	0.5	0.0	0
Eric Stokes	5	5	0	0.0	0.0	0

FIELD GOALS	FGM/FGA	PERCENT	RESULTS
Brayden Narveson	3-3	100.0	21G, 26G, 47G
TOTAL	3-3	100.0	

TENNESSEE TITANS

PASSING	ATT	CP	YDS	SK/YD	TD	LG	INT	RTG
Will Lewis	34	26	260	8/56	2	29	2	92.8
TOTAL	34	26	260	8/56	2	29	2	92.8

RUSHING	ATT	YDS	AVG	LG	TD
Tony Pollard	6	14	2.3	4	0
Will Lewis	3	12	4.0	8	0
Tyjae Spears	2	7	3.5	6	0
TOTAL	11	33	3.0	8	0

RECEIVING	NO	YDS	AVG	LG	TD
DeAndre Hopkins	6	73	12.2	20	1
Tyjae Spears	4	54	13.5	29	0
Josh Whyte	4	43	10.8	23	0
Tyler Boyd	3	33	11.0	20	0
Tony Pollard	3	15	5.0	12	0
Chig Okonkwo	2	15	7.5	8	0
Nick Vannett	2	9	4.5	8	1
Treyton Burks	1	9	9.0	9	0
Calvin Ridley	1	9	9.0	9	0
TOTAL	26	260	10.0	29	2

TOP DEFENSE	TOT	SOLO	AST	SCK	YDS	INT
Ernest Jones IV	12	10	2	0.0	0.0	0
Quandre Diggs	8	7	1	0.0	0.0	0
Kenneth Murray Jr.	8	5	3	2.0	10.0	0

FIELD GOALS	FGM/FGA	PERCENT	RESULTS
No Field Goals			

NASHVILLE, Tenn. (AP) — Malik Willis ran for a touchdown and threw for a score, leading the Packers to a 30-14 rout of the Tennessee Titans on Sunday. Willis accounted for 134 of the Packers' 137 yards in the first quarter. He finished with 202 yards passing and 73 rushing. Two-time Pro Bowl cornerback Jaire Alexander scored a touchdown on his first career pick-6 late in the first quarter, helping Green Bay lead, 17-7, after 15 minutes and 20-7 at halftime. The Packers had eight sacks, their most since getting nine at Chicago on Jan. 2, 2005. They also forced three turnovers. Will Lewis threw two TD passes, one to Nick Vannett and the other to DeAndre Hopkins. Tennessee's defense forced its first three-and-out after Hopkins: TD pulled the Titans within 27-14. Lewis drove the Titans to the Green Bay 31, but was sacked two plays later by Kingsley Enagbare. Lukas Van Ness recovered the fumble near midfield. Green Bay came in leading the NFL with five interceptions and six takeaways. Now the Packers have seven picks through three games, matching their total from all of 2023. Xavier McKinney got the other interception in the final minutes.

Team Statistics

First Downs	16	18
3rd-Down Eff. (Made/Att/Pct)	5/14/36%	3/9/33%
4th-Down Eff. (Made/Att/Pct)	0/0/0%	0/1/0%
Total Net Yards	378	237
Total Plays	59	53
Yards Per Play	6.4	4.5
Rushes/Net Yards	37/188	11/33
Net Passing	190	204
Pass Attempts/Completions	19/13	34/26
Had Intercepted	0	2
Sacked/Yards Lost	3/12	8/56
Punts/Average	5/48.8	4/46.8
Penalties/Yards	10/75	2/15
Fumbles/Lost	0/0	1/1
Possession Time	32:28	27:32

Packers

Titans

GAME SUMMARIES



31

WEEK 4

Minnesota Vikings 31, Green Bay Packers 29
78,335 @ Lambeau Field @ Sep 29, 2024



29

Minnesota Vikings	14	14	0	3	31
Green Bay Packers	0	7	0	22	29

Minnesota Vikings Starters

DEFENSE		DEFENSE	
WR 18	J. Jefferson	OLB 58	J. Greenard
TE 84	J. Oliver	DL 99	J. Tillery
LT 71	C. Harrislaw	DL 97	H. Phillips
LG 64	B. Brandel	DL 90	J. Bullard
C 56	G. Bradbury	OLB 43	A. Van Ginkel
RG 67	E. Ingram	LB 51	B. Cashman
RT 75	B. O'Neill	CB 2	S. Gilmore
WR 3	J. Addison	CB 7	B. Murphy Jr.
WR 4	B. Powell	S 22	H. Smith
QB 14	S. Darnold	S 24	C. Bynum
RB 33	A. Jones Sr.	S 44	J. Metellus

Green Bay Packers Starters

DEFENSE		DEFENSE	
WR 9	C. Watson	DE 91	P. Smith
WR 87	R. Doubs	DT 97	K. Clark
LT 63	R. Walker	DT 93	T. Stanton
LG 74	E. Jenkins	DE 52	R. Gary
C 71	J. Myers	LB 58	I. McDuffie
RG 75	S. Rhyan	LB 7	Q. Walker
RT 50	Z. Tom	CB 21	E. Stokes
TE 85	T. Kraft	CB 25	K. Nixon
WR 11	J. Reed	CB 26	C. Ballentine
QB 10	J. Love	S 29	X. McKinney
RB 8	J. Jacobs	S 20	J. Bullard

OFFICIALS: Referee: Bill Vinovich (52), Umpire: Scott Walker (11), Down Judge: Dale Keller (129), Line Judge: Tim Podraza (47), Field Judge: Aaron Santi (50), Side Judge: Jimmy Buchanan (86), Back Judge: Todd Prukop (30), Replay Official: Denise Crudup, Replay Assistant: Chad Wakefield

SCORING DRIVES

TEAM	QTR	TIME	SCORING PLAY	MIN	GB
Vikings	1	11:53	J.Addison 29 yd. pass from S.Darnold (W.Reichard kick) (6-73, 3:07)	7	0
Vikings	1	01:37	J.Oliver 2 yd. pass from S.Darnold (W.Reichard kick) (8-73, 5:10)	14	0
Vikings	2	11:50	J.Addison 7 yd. run (W.Reichard kick) (7-46, 3:30)	21	0
Vikings	2	05:28	J.Jefferson 14 yd. pass from S.Darnold (W.Reichard kick) (1-4, 0:27)	28	0
Packers	2	00:15	J.Reed 15 yd. pass from J.Love (B.Narveson kick) (2-3, 0:24)	28	7
Packers	4	11:38	D.Wicks 6 yd. pass from J.Love (B.Narveson kick) (11-89, 3:55)	28	14
Packers	4	10:16	T.Kraft 13 yd. pass from J.Love (J.Love-T.Kraft pass) (2-20, 0:27)	28	22
Vikings	4	06:50	W.Reichard 33 yd. Field Goal (7-55, 3:26)	31	22
Packers	4	00:56	D.Wicks 17 yd. pass from J.Love (B.Narveson kick) (5-96, 1:22)	31	29

MINNESOTA VIKINGS

PASSING	ATT	CP	YDS	SK/YD	TD	LG	INT	RTG
Sam Darnold	28	20	275	2/21	3	31	1	123.4
TOTAL	28	20	275	2/21	3	31	1	123.4

GREEN BAY PACKERS

PASSING	ATT	CP	YDS	SK/YD	TD	LG	INT	RTG
Jordan Love	54	32	389	1/10	4	42	3	83.0
TOTAL	54	32	389	1/10	4	42	3	83.0

RUSHING	ATT	YDS	AVG	LG	TD
Aaron Jones Sr.	22	93	4.2	17	0
Sam Darnold	7	15	2.1	12	0
Jordan Addison	1	7	7.0	7	1
Ty Chandler	3	5	1.7	3	0
Jalen Nailor	1	0	0.0	0	0
TOTAL	34	120	3.5	17	1

RUSHING	ATT	YDS	AVG	LG	TD
Josh Jacobs	9	51	5.7	13	0
Emanuel Wilson	8	27	3.4	8	0
Jordan Love	1	6	6.0	6	0
Jayden Reed	1	2	2.0	2	0
TOTAL	19	86	4.5	13	0

RECEIVING	NO	YDS	AVG	LG	TD
Justin Jefferson	6	85	14.2	27	1
Aaron Jones Sr.	4	46	11.5	14	0
Jordan Addison	3	72	24.0	29	1
Johnny Mundt	2	15	7.5	9	0
Josh Oliver	2	10	5.0	8	1
Jalen Nailor	1	31	31.0	31	0
Ty Chandler	1	8	8.0	8	0
Trent Sheffield Sr.	1	8	8.0	8	0
TOTAL	20	275	13.8	31	3

RECEIVING	NO	YDS	AVG	LG	TD
Jayden Reed	7	139	19.9	42	1
Tucker Kraft	6	53	8.8	21	1
Dontayvion Wicks	5	78	15.6	36	2
Romeo Doubs	4	39	9.8	20	0
Josh Jacobs	4	27	6.8	9	0
Luke Musgrave	3	13	4.3	5	0
Malik Heath	2	12	6.0	9	0
Bo Melton	1	28	28.0	28	0
TOTAL	32	389	12.2	42	4

TOP DEFENSE	TOT	SOLO	AST	SCK	YDS	INT
Blake Cashman	11	6	5	0.0	0.0	0
Camryn Bynum	7	6	1	0.0	0.0	0
Byron Murphy Jr.	7	5	2	0.0	0.0	1

TOP DEFENSE	TOT	SOLO	AST	SCK	YDS	INT
Quay Walker	8	6	2	1.0	13.0	0
Eric Stokes	7	6	1	0.0	0.0	0
Keisean Nixon	7	5	2	1.0	8.0	0

FIELD GOALS	FGM/FGA	PERCENT	RESULTS
Will Reichard	1-1	100.0	33G
TOTAL	1-1	100.0	

FIELD GOALS	FGM/FGA	PERCENT	RESULTS
Brayden Narveson	0-2	0.0	37RU, 49WR
TOTAL	0-2	0.0	

GREEN BAY, Wis. (AP) — Sam Darnold threw three touchdown passes and Jordan Addison scored twice as the undefeated Vikings built an early 28-point lead and hung on down the stretch to beat the Green Bay Packers, 31-29, on Sunday. Jordan Love, who returned after missing two games with an injured left medial collateral ligament, threw for 389 yards and four touchdowns, both career highs. But he also matched a career high with three interceptions while going 32 of 54. Darnold was 20 of 28 for 275 yards with touchdown passes of 29 yards to Addison, 2 yards to Josh Oliver and 14 yards to Justin Jefferson. He also threw an interception and lost a fumble. Former Packers running back Aaron Jones had 22 carries for 93 yards and four catches for 46 yards in his return to Lambeau Field. Jayden Reed had seven receptions for a career-high 139 yards and a touchdown for the Packers. The Vikings led 28-7 and had second-and-1 from the Green Bay 20 in the third quarter when Xavier McKinney picked off Darnold, becoming the first Packer to intercept a pass in each of his first four games with the team. Green Bay got within 31-29 on Dontayvion Wicks' second fourth-quarter touchdown catch — a 17-yarder with 56 seconds left. Oliver recovered Daniel Whelan's ensuing onside kick — it actually was a drop kick — to secure the victory.

Team Statistics

First Downs	22
3rd-Down Eff. (Made/Att/Pct)	4/11/36%
4th-Down Eff. (Made/Att/Pct)	0/1/0%
Total Net Yards	374
Total Plays	64
Yards Per Play	5.8
Rushes/Net Yards	34/120
Net Passing	254
Pass Attempts/Completions	28/20
Had Intercepted	1
Sacked/Yards Lost	2/21
Punts/Average	5/45.0
Penalties/Yards	7/65
Fumbles/Lost	2/2
Possession Time	32:15

Vikings

22
4/12/33%
0/2/0%
465
74
6.3
19/86
379
54/32
3
1/10
3/60.0
8/68
1/1
27:45

Packers

24
4/12/33%
0/2/0%
465
74
6.3
19/86
379
54/32
3
1/10
3/60.0
8/68
1/1
27:45

GAME SUMMARIES



WEEK 5

Green Bay Packers 24, Los Angeles Rams 19
72,842 SoFi Stadium Oct 6, 2024



Green Bay Packers	7	3	14	0	—	24
Los Angeles Rams	0	13	0	6	—	19

Los Angeles Rams Starters

OFFENSE		DEFENSE	
WR 88 J. Whittington	NT 95 B. Brown III	DE 91 K. Turner	DE 97 K. Clark
TE 86 C. Parkinson	DE 91 K. Turner	OLB 0 B. Young	DT 93 T. Slaton
WR 5 T. Atwell	OLB 0 B. Young	J. Wiese	DE 52 R. Gary
LT 77 A. Jackson	OLB 8 J. Wiese		
LG 60 L. Brass	ILB 51 T. Reeder	RG 75 S. Rhyhan	LB 58 I. McDuffie
C 50 B. Limmer	ILB 56 C. Rozeboom	RT 50 Z. Tom	LB 7 Q. Walker
RG 69 K. Dotson	CB 4 A. Witherspoon	TE 85 T. Kraft	CB 21 E. Stokes
RB 79 R. Havenstein	CB 14 C. Durant	WR 11 J. Reed	CB 25 K. Hixon
WR 15 D. Robinson	CB 30 J. Wallace	WR 13 D. Wicks	S 33 E. Williams
QB 9 M. Stafford	S 37 Q. Lake	QB 10 J. Love	S 29 X. McKinney
RB 23 K. Williams	S 3 K. Curti	RB 8 J. Jacobs	S 20 J. Bullard

Green Bay Packers Starters

OFFENSE		DEFENSE	
WR 18 M. Heath	DE 91 P. Smith	DE 91 P. Smith	
LT 63 R. Walker	DT 97 K. Clark	DT 97 K. Clark	
LG 74 E. Jenkins	DT 93 T. Slaton	DT 93 T. Slaton	
C 71 J. Myers	DE 52 R. Gary	DE 52 R. Gary	
RG 75 S. Rhyhan	LB 58 I. McDuffie	LB 58 I. McDuffie	
RT 50 Z. Tom	LB 7 Q. Walker	LB 7 Q. Walker	
TE 85 T. Kraft	CB 21 E. Stokes	CB 21 E. Stokes	
WR 11 J. Reed	CB 25 K. Hixon	CB 25 K. Hixon	
WR 13 D. Wicks	S 33 E. Williams	S 33 E. Williams	
QB 10 J. Love	S 29 X. McKinney	S 29 X. McKinney	
RB 8 J. Jacobs	S 20 J. Bullard	S 20 J. Bullard	

OFFICIALS: Referee: Brad Allen (122), Umpire: Duane Heydt (42), Down Judge: Sarah Thomas (53), Line Judge: Walter Flores (32), Field Judge: Rick Patterson (15), Side Judge: Chad Hill (125), Back Judge: Tyree Walton (2)

SCORING DRIVES

TEAM	QTR	TIME	SCORING PLAY	GB	LAR
Packers	1	06:45	J. Jacobs 2 yd. run (B. Narveson kick) (9-96, 5:05)	7	0
Rams	2	09:47	K. Williams 1 yd. run (J. Karty kick) (13-55, 7:10)	7	7
Rams	2	02:02	J. McCollough 4 yd. interception return (kick blocked)	7	13
Packers	2	00:00	B. Narveson 46 yd. Field Goal (9-42, 2:02)	10	13
Packers	3	11:15	T. Kraft 66 yd. pass from J. Love (B. Narveson kick) (2-70, 0:43)	17	13
Packers	3	03:55	T. Kraft 7 yd. pass from J. Love (B. Narveson kick) (7-54, 4:06)	24	13
Rams	4	03:30	D. Robinson 1 yd. pass from M. Stafford (run failed) (11-91, 2:32)	24	19

GREEN BAY PACKERS

PASSING	ATT	CP	YDS	SK/YD	TD	LG	INT	RTG
Jordan Love	26	15	224	2/22	2	66t	1	95.7
TOTAL	26	15	224	2/22	2	66t	1	95.7

RUSHING	ATT	YDS	AVG	LG	TD
Josh Jacobs	19	73	3.8	13	1
Emanuel Wilson	6	24	4.0	7	0
Jayden Reed	2	19	9.5	11	0
Jordan Love	3	10	3.3	12	0
TOTAL	30	126	4.2	13	1

RECEIVING	NO	YDS	AVG	LG	TD
Tucker Kraft	4	88	22.0	66t	2
Jayden Reed	4	78	19.5	53	0
Dontayvion Wicks	2	20	10.0	10	0
Malik Heath	2	14	7.0	7	0
Josh Jacobs	1	21	21.0	21	0
Bo Melton	1	12	12.0	12	0
Emanuel Wilson	1	-9	-9.0	-9	0
TOTAL	15	224	14.9	66t	2

TOP DEFENSE	TOT	SOLO	AST	SCK	YDS	INT
Evan Williams	10	4	6	0.0	0.0	0
Quay Walker	9	6	3	0.0	0.0	0
Isaiah McDuffie	9	3	6	0.0	0.0	0

FIELD GOALS	FGM/FGA	PERCENT	RESULTS
Brayden Narveson	1-1	100.0	46G
TOTAL	1-1	100.0	

LOS ANGELES RAMS

PASSING	ATT	CP	YDS	SK/YD	TD	LG	INT	RTG
Matthew Stafford	45	29	260	3/24	1	31	1	78.0
TOTAL	45	29	260	3/24	1	31	1	78.0

RUSHING	ATT	YDS	AVG	LG	TD
Kyren Williams	22	102	4.6	30	1
Blake Corum	5	25	5.0	12	0
Tutu Atwell	1	7	7.0	7	0
TOTAL	28	134	4.8	30	1

RECEIVING	NO	YDS	AVG	LG	TD
Jordan Whittington	7	89	12.7	31	0
Colby Parkinson	7	52	7.4	9	0
Tutu Atwell	6	58	9.7	24	0
Demarcus Robinson	3	28	9.3	16	1
Hunter Long	2	16	8.0	9	0
Xavier Smith	2	6	3.0	11	0
Blake Corum	1	8	8.0	8	0
Kyren Williams	1	3	3.0	3	0
TOTAL	29	260	9.0	31	1

TOP DEFENSE	TOT	SOLO	AST	SCK	YDS	INT
Kam Curti	8	4	4	0.0	0.0	0
Christian Rozeboom	8	3	5	0.0	0.0	0
Quentin Lake	6	5	1	0.0	0.0	0

FIELD GOALS	FGM/FGA	PERCENT	RESULTS
	No Field Goals		

INGLEWOOD, Calif. (AP) — Green Bay's Jordan Love completed nine straight passes after his first career pick-six, including a pair of touchdown passes to Tucker Kraft in the second half as the Packers rallied for a 24-19 victory Sunday. The Packers trailed 13-7 late in the second quarter after Jaylen McCollough intercepted Love's off-balance attempt to throw the ball away and ran it in from 4 yards. But Love, who completed 15 of 26 passes for 224 yards, led Green Bay to points on its next three drives and benefited from a pair of turnovers as the Packers beat the Rams for the ninth time in their last 10 regular-season meetings. Josh Jacobs had 19 carries for 73 yards and scored his first TD with the Packers in the first quarter on a 2-yard run around right end. Kraft had four receptions for a career-best 88 yards. Two plays after Xavier McKinney recovered a fumble by Rams running back Kyren Williams and returned it 7 yards to the Green Bay 30, Love connected with Kraft for a 66-yard touchdown to give the Packers a 17-13 lead. After McKinney became the first player since the 1970 merger with an interception in each of his first five games with a team, Kraft completed a seven-play drive when he scored from 7 yards out for the first two-TD game of his career. Matthew Stafford's 1-yard touchdown pass to Demarcus Robinson — the two-point conversion attempt failed — with 3:30 remaining pulled the Rams within 24-19. Los Angeles forced Green Bay to punt on the ensuing possession and took over on its own 29 with 2:57 remaining. The Rams drove to the Packers' 38, but Stafford was unable to connect with Colby Parkinson on fourth-and-5 with 1:01 remaining.

Team Statistics

First Downs	19	24
3rd-Down Eff. (Made/Att/Pct)	1/8/13%	8/16/50%
4th-Down Eff. (Made/Att/Pct)	0/0/0%	2/4/50%
Total Net Yards	328	370
Total Plays	58	76
Yards Per Play	5.7	4.9
Rushes/Net Yards	30/126	28/134
Net Passing	202	236
Pass Attempts/Completions	26/15	45/29
Had Interceptions	1	1
Sacked/Yards Lost	2/22	3/24
Punts/Average	5/37.2	3/43.0
Penalties/Yards	7/39	5/30
Fumbles/Lost	1/0	1/1
Possession Time	27:19	32:41

Packers

Rams

First Downs	19	24
3rd-Down Eff. (Made/Att/Pct)	1/8/13%	8/16/50%
4th-Down Eff. (Made/Att/Pct)	0/0/0%	2/4/50%
Total Net Yards	328	370
Total Plays	58	76
Yards Per Play	5.7	4.9
Rushes/Net Yards	30/126	28/134
Net Passing	202	236
Pass Attempts/Completions	26/15	45/29
Had Interceptions	1	1
Sacked/Yards Lost	2/22	3/24
Punts/Average	5/37.2	3/43.0
Penalties/Yards	7/39	5/30
Fumbles/Lost	1/0	1/1
Possession Time	27:19	32:41

GAME SUMMARIES



13

WEEK 6

Green Bay Packers 34, Arizona Cardinals 13
77,773 @ Lambeau Field @ Oct 13, 2024



34

Arizona Cardinals	0	10	3	0	—	13
Green Bay Packers	7	17	7	3	—	34

Arizona Cardinals Starters

OFFENSE		DEFENSE	
WR 18	M. Harrison Jr.	DT 91	L. Collier
LT 70	P. Johnson Jr.	NT 98	R. Lopez
LG 62	E. Brown	DT 92	B. Nichols
C 72	H. Frohnholt	OLB 25	Z. Collins
RG 63	T. Colon	ILB 7	K. White
RT 68	K. Beachum	ILB 2	M. Wilson Sr.
TE 85	T. McBride	OLB 45	D. Gardock
TE 87	T. Reiman	CB 23	S. Murphy-Bunting
TE 84	E. Higgins	CB 24	S. Thomas V
QB 1	K. Murray	S 3	B. Baker
RB 6	J. Connor	S 34	J. Thompson

Green Bay Packers Starters

OFFENSE		DEFENSE	
WR 9	C. Watson	DE 91	P. Smith
TE 85	T. Kraft	DT 97	K. Clark
LT 63	R. Walker	DT 80	T. Slater
LG 74	E. Jenkins	DE 92	R. Gary
C 71	J. Myers	LB 58	I. McDuffie
RG 75	S. Rhyan	LB 7	O. Walker
RT 50	Z. Tom	LB 45	E. Wilson
TE 88	B. Sims	CB 23	J. Alexander
WR 11	J. Reed	CB 25	K. Nixon
QB 10	J. Love	S 29	X. McKinney
RB 8	J. Jacobs	S 20	J. Bullard

OFFICIALS: Referee: Alex Kemp (55), Umpire: Mike Morton (89), Down Judge: Robert Richeson (168), Line Judge: Rusty Baynes (59), Field Judge: Sean Petty (28), Side Judge: Lu van Pham (99), Back Judge: Scott Helverson (93), Replay Assistant: Gerald Frye, Replay Assistant: Julie Johnson

SCORING DRIVES

TEAM	QTR	TIME	SCORING PLAY	ARI	GB
Packers	1	08:55	J.Reed 5 yd. pass from J.Love (B.Narveson kick) (5-44, 2:31)	0	7
Packers	2	14:55	R.Doubs 10 yd. pass from J.Love (B.Narveson kick) (11-80, 6:42)	0	14
Packers	2	06:32	B.Narveson 36 yd. Field Goal (12-72, 6:48)	0	17
Packers	2	04:32	C.Watson 44 yd. pass from J.Love (B.Narveson kick) (1-44, 0:07)	0	24
Cardinals	2	01:56	Mi.Wilson 18 yd. pass from K.Murray (C.Ryland kick) (6-70, 2:36)	7	24
Cardinals	2	00:04	C.Ryland 38 yd. Field Goal (9-25, 1:00)	10	24
Cardinals	3	09:03	C.Ryland 40 yd. Field Goal (9-53, 5:57)	13	24
Packers	3	03:48	R.Doubs 20 yd. pass from J.Love (B.Narveson kick) (9-70, 5:15)	13	31
Packers	4	09:28	B.Narveson 41 yd. Field Goal (12-56, 5:44)	13	34

ARIZONA CARDINALS

PASSING	ATT	CP	YDS	SK/YD	TD	LG	INT	RTG
Kyler Murray	32	22	214	0/0	1	27	0	97.7
TOTAL	32	22	214	0/0	1	27	0	97.7

RUSHING	ATT	YDS	AVG	LG	TD
Trey Benson	5	26	5.2	20	0
Emari Demercado	4	25	6.3	8	0
James Conner	7	24	3.4	9	0
Kyler Murray	7	14	2.0	5	0
TOTAL	23	89	3.9	20	0

RECEIVING	NO	YDS	AVG	LG	TD
Trey McBride	8	96	12.0	27	0
Emari Demercado	5	39	7.8	13	0
James Conner	4	22	5.5	9	0
Greg Dortch	3	36	12.0	16	0
Michael Wilson	2	21	10.5	18†	1
TOTAL	22	214	9.7	27	1

TOP DEFENSE	TOT	SOLO	AST	SCK	YDS	INT
Krys Barnes	10	8	2	0.0	0.0	0
Budda Baker	7	4	3	0.0	0.0	0
Mack Wilson Sr.	7	3	4	0.0	0.0	0

FIELD GOALS	FGM/FGA	PERCENT	RESULTS
Chad Ryland	2-2	100.0	38G, 40G
TOTAL	2-2	100.0	

GREEN BAY PACKERS

PASSING	ATT	CP	YDS	SK/YD	TD	LG	INT	RTG
Jordan Love	32	22	258	0/0	4	44†	1	119.5
TOTAL	32	22	258	0/0	4	44†	1	119.5

RUSHING	ATT	YDS	AVG	LG	TD
Josh Jacobs	18	62	3.4	14	0
Emanuel Wilson	7	54	7.7	16	0
Bo Melton	2	27	13.5	16	0
Chris Brooks	4	21	5.3	11	0
Jordan Love	5	13	2.6	6	0
Tucker Kraft	1	2	2.0	2	0
Jayden Reed	1	0	0.0	0	0
TOTAL	38	179	4.7	16	0

RECEIVING	NO	YDS	AVG	LG	TD
Jayden Reed	6	28	4.7	7	1
Christian Watson	3	68	22.7	44†	1
Romeo Doubs	3	49	16.3	20†	2
Josh Jacobs	3	28	9.3	14	0
Ben Sims	2	38	19.0	28	0
Tucker Kraft	2	13	6.5	8	0
Emanuel Wilson	1	19	19.0	19	0
Dontayvion Wicks	1	9	9.0	9	0
Bo Melton	1	6	6.0	6	0
TOTAL	22	258	11.7	44†	4

TOP DEFENSE	TOT	SOLO	AST	SCK	YDS	INT
Quay Walker	11	10	1	0.0	0.0	0
Javon Bullard	7	6	1	0.0	0.0	0
Edgerrin Cooper	7	5	2	0.0	0.0	0

FIELD GOALS	FGM/FGA	PERCENT	RESULTS
Brayden Narveson	2-3	66.7	36G, 44WR, 41G
TOTAL	2-3	66.0	

GREEN BAY, Wis. (AP) — Romeo Doubs caught two of Jordan Love's four touchdown passes in the Packers' 34-13 victory over the Arizona Cardinals on Sunday. Doubs' first two touchdowns of the season included a 10-yard score to open the second quarter and a 20-yard reception in the third quarter. Love also threw touchdown passes of 5 yards to Jayden Reed and 44 yards to Christian Watson while going 22 of 32 — completing throws to nine players — for 258 yards with one interception. His four touchdown passes matched a career high. Love threw three touchdown passes in the first 25½ minutes as the Packers took a 24-0 lead. The Cardinals got back into it by scoring 13 straight points — 10 in the final two minutes of the first half and a field goal on the opening drive of the second half. The Cardinals had been averaging a league-low 3.8 penalties per game, but they were penalized 13 times for 100 yards on Sunday. They also committed three turnovers. Kyler Murray went 22 of 32 yards for 214 yards, including an 18-yard touchdown to Michael Wilson. Arizona's James Conner gained just 24 yards on seven carries as the Packers outstrued the Cardinals, 179-89.

Team Statistics

First Downs	16	27
3rd-Down Eff. (Made/Att/Pct)	4/10/40%	7/12/58%
4th-Down Eff. (Made/Att/Pct)	0/0/0%	1/1/100%
Total Net Yards	303	437
Total Plays	55	70
Yards Per Play	5.5	6.2
Rushes/Net Yards	23/89	38/179
Net Passing	214	258
Pass Attempts/Completions	32/22	32/22
Had Intercepted	0	1
Sacked/Yards Lost	0/0	0/0
Punts/Average	4/52.8	1/46.0
Penalties/Yards	13/100	5/40
Fumbles/Lost	3/3	0/0
Possession Time	23:25	36:35

Cardinals Packers

First Downs	16	27
3rd-Down Eff. (Made/Att/Pct)	4/10/40%	7/12/58%
4th-Down Eff. (Made/Att/Pct)	0/0/0%	1/1/100%
Total Net Yards	303	437
Total Plays	55	70
Yards Per Play	5.5	6.2
Rushes/Net Yards	23/89	38/179
Net Passing	214	258
Pass Attempts/Completions	32/22	32/22
Had Intercepted	0	1
Sacked/Yards Lost	0/0	0/0
Punts/Average	4/52.8	1/46.0
Penalties/Yards	13/100	5/40
Fumbles/Lost	3/3	0/0
Possession Time	23:25	36:35

GAME SUMMARIES



22

WEEK 7

Green Bay Packers 24, Houston Texans 22
78,197 @ Lambeau Field Oct 20, 2024



24

Houston Texans	3	16	0	3	—	22
Green Bay Packers	0	14	7	3	—	24

Houston Texans Starters

OFFENSE		DEFENSE	
WR 3	T. Dell	DE 51	W. Anderson Jr.
WR 1	S. Diggs	DE 55	D. Hunter
TE 85	T. Quatraro	DT 96	T. Settle Jr.
TE 87	C. Stover	DT 91	F. Fabiani
LT 78	L. Tunsil	LB 35	J. Hansen
LG 76	K. Green	LB 43	N. Hewitt
C 70	J. Scruggs	CB 37	D. Ross
RG 69	S. Mason	CB 24	D. Singletary Jr.
RT 71	T. Howard	S 21	C. Bullock
QB 7	C. Stroud	S 23	E. Murray
RB 28	J. Mixon	S 5	J. Pitre

Green Bay Packers Starters

OFFENSE		DEFENSE	
WR 9	C. Watson	DE 91	P. Smith
WR 87	R. Doubs	DT 97	K. Clark
LT 63	R. Walker	DT 93	T. Sitton
LG 74	E. Jenkins	DE 92	R. Gary
RG 75	J. Myers	LB 58	I. McDuffie
RB 70	S. Rhyhan	LB 7	O. Walker
RT 50	Z. Tom	LB 45	E. Wilson
TE 65	T. Kraft	CB 23	J. Alexander
TE 89	B. Sims	CB 25	K. Nixon
QB 10	J. Love	S 29	X. McKinney
RB 8	J. Jacobs	S 33	E. Williams

OFFICIALS: Referee: Scott Novak (1), Umpire: Mark Pellis (131), Down Judge: Brian Sakowski (112), Line Judge: Mark Stewart (75), Field Judge: Terry Brown (43), Side Judge: Dave Meslow (118), Back Judge: Terrence Miles (111), Replay Official: Matt Sunstine, Replay Assistant: Tim Englund

SCORING DRIVES

TEAM	QTR	TIME	SCORING PLAY	HOU	GB
Texans	1	11:48	K.Fairbairn 23 yd. Field Goal (4-6, 1:00)	3	0
Packers	2	13:16	T.Kraft 14 yd. pass from J.Love (B.McManus kick) (13-92, 6:50)		3
Texans	2	11:52	J.Mixon 2 yd. run (K.Fairbairn kick) (2-11, 0:37)		10
Packers	2	08:51	D.Wicks 30 yd. pass from J.Love (B.McManus kick) (6-70, 3:01)		10
Texans	2	04:30	K.Fairbairn 52 yd. Field Goal (9-23, 4:21)		13
Texans	2	01:13	J.Mixon 4 yd. run (run failed) (5-55, 3:05)		19
Packers	3	07:25	J.Jacobs 8 yd. pass from J.Love (B.McManus kick) (9-71, 5:22)		19
Texans	4	01:44	K.Fairbairn 35 yd. Field Goal (13-45, 6:27)		22
Packers	4	00:00	B.McManus 45 yd. Field Goal (8-44, 1:44)		22

HOUSTON TEXANS

PASSING	ATT	CP	YDS	SK/YD	TD	LG	INT	RTG
C.J. Stroud	21	10	86	4/31	0	28	0	58.8
TOTAL	21	10	86	4/31	0	28	0	58.8

RUSHING	ATT	YDS	AVG	LG	TD
Joe Mixon	25	115	4.6	32	2
C.J. Stroud	5	19	3.8	10	0
Dare Ogunbowale	1	6	6.0	6	0
Dameon Pierce	2	2	1.0	2	0
TOTAL	33	142	4.3	32	2

RECEIVING	NO	YDS	AVG	LG	TD
Stefon Diggs	5	23	4.6	17	0
Joe Mixon	2	9	4.5	11	0
Dalton Schultz	1	28	28.0	28	0
Cade Stover	1	15	15.0	15	0
Xavier Hutchinson	1	11	11.0	11	0
TOTAL	10	86	8.6	28	0

TOP DEFENSE	TOT	SOLO	AST	SCK	YDS	INT
Neville Hewitt	9	6	3	0.0	0.0	1
D'Angelo Ross	8	7	1	0.0	0.0	0
Jake Hansen	7	4	3	0.0	0.0	0

FIELD GOALS	FGM/FGA	PERCENT	RESULTS
Ka Iimi Fairbairn	3-3	100.0	23G, 52G, 35G
TOTAL	3-3	100.0	

GREEN BAY PACKERS

PASSING	ATT	CP	YDS	SK/YD	TD	LG	INT	RTG
Jordan Love	33	24	220	3/25	3	30t	2	95.5
TOTAL	33	24	220	3/25	3	30t	2	95.5

RUSHING	ATT	YDS	AVG	LG	TD
Josh Jacobs	12	76	6.3	27	0
Emanuel Wilson	5	11	2.2	5	0
Jayden Reed	1	0	0.0	0	0
Bo Melton	1	-1	-1.0	-1	0
Christian Watson	1	-4	-4.0	-4	0
TOTAL	20	82	4.1	27	0

RECEIVING	NO	YDS	AVG	LG	TD
Romeo Doubs	8	94	11.8	23	0
Josh Jacobs	5	16	3.2	8t	1
Dontayvion Wicks	3	48	16.0	30t	1
Tucker Kraft	3	33	11.0	14t	1
Jayden Reed	2	10	5.0	6	0
Christian Watson	1	9	9.0	9	0
Bo Melton	1	8	8.0	8	0
Ben Sims	1	2	2.0	2	0
TOTAL	24	220	9.2	30t	3

TOP DEFENSE	TOT	SOLO	AST	SCK	YDS	INT
Evan Williams	9	6	3	0.0	0.0	0
Xavier McKinney	6	5	1	1.0	8.0	0
Eric Wilson	5	5	0	2.0	17.0	0

FIELD GOALS	FGM/FGA	PERCENT	RESULTS
Brandon McManus	1-1	100.0	45G
TOTAL	1-1	100.0	

GREEN BAY, Wis. (AP) — Brandon McManus insisted he hadn't planned to do a "Lambeau leap" if he made a winning field goal in his Green Bay Packers debut. But when he kicked a 45-yard field goal as time expired to give Green Bay a 24-22 victory over Houston on Sunday, McManus couldn't help himself. C.J. Stroud was just 10 of 21 for a career-low 86 yards and was sacked four times in a game that had seven lead changes. Houston's Joe Mixon rushed for 115 yards and two touchdowns on 25 carries. Ka Iimi Fairbairn was 3 of 3 on field-goal attempts and put the Texans ahead by making a 35-yarder with 1:44 left. Josh Jacobs put the Packers ahead midway through the third quarter when he got his first career touchdown catch — on the sixth-year pro's 212th overall reception. Jacobs had the NFL record for most career catches without a touchdown reception. But the Packers went three-and-out on their next three possessions, allowing the Texans to come back again on Fairbairn's last field goal. Green Bay trailed, 22-21, when it got the ball at its own 30 with one timeout remaining. The Packers were at midfield when Love hit Romeo Doubs for a 13-yard gain. An offside penalty on Houston's Will Anderson brought the Packers 5 yards closer. After a 6-yard completion from Love to Doubs got Green Bay to Houston's 26, the Packers called a timeout with three seconds left to set things up for McManus.

Team Statistics

First Downs	15	18
3rd-Down Eff. (Made/Att/Pct)	4/13/31%	4/10/40%
4th-Down Eff. (Made/Att/Pct)	0/0/0%	0/0/0%
Total Net Yards	197	277
Total Plays	58	56
Yards Per Play	3.4	4.9
Rushes/Net Yards	33/142	20/82
Net Passing	55	195
Pass Attempts/Completions	21/10	33/24
Had Intercepted	0	2
Sacked/Yards Lost	4/31	3/25
Punts/Average	6/51.2	5/56.8
Penalties/Yards	5/65	8/55
Fumbles/Lost	0/0	1/1
Possession Time	31:17	28:43

Texans Packers

First Downs	15	18
3rd-Down Eff. (Made/Att/Pct)	4/13/31%	4/10/40%
4th-Down Eff. (Made/Att/Pct)	0/0/0%	0/0/0%
Total Net Yards	197	277
Total Plays	58	56
Yards Per Play	3.4	4.9
Rushes/Net Yards	33/142	20/82
Net Passing	55	195
Pass Attempts/Completions	21/10	33/24
Had Intercepted	0	2
Sacked/Yards Lost	4/31	3/25
Punts/Average	6/51.2	5/56.8
Penalties/Yards	5/65	8/55
Fumbles/Lost	0/0	1/1
Possession Time	31:17	28:43

GAME SUMMARIES



WEEK 8

Green Bay Packers 30, Jacksonville Jaguars 27
65,618 🦉 EverBank Stadium 🦉 Oct 27, 2024



Green Bay Packers	0	13	7	10	—	30
Jacksonville Jaguars	0	10	7	10	—	27

Jacksonville Jaguars Starters

OFFENSE		DEFENSE	
WR 13	C. Kirk	DT 52	D. Hamilton
LT 72	W. Little	DT 93	T. Lacy
LG 76	E. Cleveland	DE 41	J. Hines-Allen
C 65	M. Moore	DE 44	T. Walker
RG 68	B. Scherff	LB 23	F. Oluokun
RT 77	A. Harrison	LB 33	D. Lloyd
TE 89	L. Farrell	CB 25	R. Darby
TE 17	E. Ingram	CB 3	T. Campbell
QB 16	T. Lawrence	S 5	A. Cisco
RB 4	T. Bigsby	S 6	D. Savage
WR 7	B. Thomas Jr.	CB 22	J. Jones

Green Bay Packers Starters

OFFENSE		DEFENSE	
WR 9	C. Watson	DE 91	P. Smith
WR 87	R. Doubs	DT 97	K. Clark
LT 63	R. Walker	DT 83	T. Slaton
LG 74	E. Jenkins	DE 52	R. Gary
C 71	J. Myers	LB 58	I. McDuffie
RG 75	S. Rhyan	LB 45	E. Wilson
RT 50	Z. Tom	LB 56	E. Cooper
TE 85	T. Kraft	CB 23	J. Alexander
TE 89	B. Sims	CB 25	K. Nixon
QB 10	J. Love	S 29	X. McKinney
RB 8	J. Jacobs	S 33	E. Williams

OFFICIALS: Referee: Land Clark (130), Umpire: Paul King (121), Field Judge: Jabir Walker (26), Down Judge: Tom Stephan (88), Side Judge: Dominique Pender (114), Line Judge: Jeff Hutchison (46), Back Judge: Brad Freeman (88), Replay Official: Bob Hubbel, Replay Assistant: Jim Van Geffen

SCORING DRIVES

TEAM	QTR	TIME	SCORING PLAY	GB	JAX
Packers	2	11:31	J.Jacobs 3 yd. run (B.McManus kick) (3-28, 1:25)	7	0
Packers	2	06:03	B.McManus 31 yd. Field Goal (6-67, 3:21)	10	0
Jaguars	2	02:37	T.Lawrence 6 yd. run (C.Little kick) (6-70, 3:26)	10	7
Packers	2	00:54	B.McManus 38 yd. Field Goal (10-51, 1:43)	13	7
Jaguars	2	00:03	C.Little 39 yd. Field Goal (6-53, 0:51)	13	10
Jaguars	3	05:10	B.Thomas 14 yd. pass from T.Lawrence (C.Little kick) (10-93, 5:33)	13	17
Packers	3	00:21	J.Jacobs 38 yd. run (B.McManus kick) (8-80, 4:49)	20	17
Packers	4	14:06	T.Kraft 3 yd. pass from M.Willis (B.McManus kick) (2-5, 0:40)	27	17
Jaguars	4	05:36	C.Little 47 yd. Field Goal (8-51, 4:04)	27	20
Jaguars	4	01:48	E.Ingram 14 yd. pass from T.Lawrence (C.Little kick) (8-87, 2:02)	27	27
Packers	4	00:00	B.McManus 24 yd. Field Goal (7-64, 1:48)	30	27

GREEN BAY PACKERS

PASSING	ATT	CP	YDS	SK/YD	TD	LG	INT	RTG
Jordan Love	22	14	196	0/0	0	67	1	73.3
Malik Willis	5	4	56	1/0	1	51	0	152.9
TOTAL	27	18	252	1/0	1	67	1	93.4

RUSHING	ATT	YDS	AVG	LG	TD
Josh Jacobs	25	127	5.1	38t	2
Malik Willis	4	23	5.8	20	0
Chris Brooks	4	16	4.0	8	0
Emanuel Wilson	4	5	1.3	4	0
Jayden Reed	1	0	0.0	0	0
Jordan Love	1	-1	-1.0	-1	0
TOTAL	39	170	4.4	38t	2

RECEIVING	NO	YDS	AVG	LG	TD
Christian Watson	4	39	9.8	14	0
Tucker Kraft	3	78	26.0	67	1
Romeo Doubs	3	72	24.0	29	0
Jayden Reed	2	55	27.5	51	0
Dontayvion Wicks	2	11	5.5	6	0
Emanuel Wilson	2	-2	-1.0	1	0
Chris Brooks	1	1	1.0	1	0
Josh Jacobs	1	-2	-2.0	-2	0
TOTAL	18	252	14.0	67	1

TOP DEFENSE	TOT	SOLO	AST	SCK	YDS	INT
Eric Wilson	9	5	4	0.0	0.0	0
Isaiah McDuffie	8	4	4	0.0	0.0	0
Edgerrin Cooper	8	3	5	1.0	9.0	0

FIELD GOALS	FGM/FGA	PERCENT	RESULTS
Brandon McManus	3-3	100.0	31G, 38G, 24G
TOTAL	3-3	100.0	

JACKSONVILLE JAGUARS

PASSING	ATT	CP	YDS	SK/YD	TD	LG	INT	RTG
Trevor Lawrence	32	21	308	1/9	2	33	1	104.7
TOTAL	32	21	308	1/9	2	33	1	104.7

RUSHING	ATT	YDS	AVG	LG	TD
Tank Bigsby	18	78	4.3	16	0
Trevor Lawrence	4	10	2.5	6t	1
D'Ernest Johnson	1	3	3.0	3	0
TOTAL	23	91	4.0	16	1

RECEIVING	NO	YDS	AVG	LG	TD
Brenton Strange	5	59	11.8	21	0
Evan Ingram	4	36	9.0	14t	1
Brian Thomas Jr.	3	60	20.0	28	1
Parker Washington	3	46	15.3	23	0
Christian Kirk	2	59	29.5	33	0
Tank Bigsby	2	8	4.0	6	0
D'Ernest Johnson	1	20	20.0	20	0
Tim Jones	1	20	20.0	20	0
TOTAL	21	308	14.7	33	2

TOP DEFENSE	TOT	SOLO	AST	SCK	YDS	INT
Foyesade Oluokun	9	4	5	0.0	0.0	0
DaVon Hamilton	7	3	4	0.0	0.0	0
Ventrell Miller	6	5	1	0.0	0.0	0

FIELD GOALS	FGM/FGA	PERCENT	RESULTS
Cam Little	2-2	100.0	39G, 47G
TOTAL	2-2	100.0	

JACKSONVILLE, Fla. (AP) — Jordan Love injured his left groin on the opening possession against Jacksonville, left the game for good in the third quarter and then had a front-row seat as backup Malik Willis rallied the Packers to a 30-27 victory. Willis completed a 51-yard pass to Jayden Reed that set up Brandon McManus' second winning kick in as many weeks. Willis completed 4 of 5 passes for 56 yards and a touchdown. Josh Jacobs ran for 127 yards and two touchdowns for Green Bay. Tucker Kraft led the team with 78 yards and a touchdown on three receptions, including a career-long 67-yard catch in the second quarter. Trevor Lawrence, who completed 21 of 32 passes for 308 yards, rallied Jacksonville from a 10-point deficit in the fourth quarter and tied the game at 27 with a 14-yard touchdown pass to Evan Ingram. Jacksonville tried to let the Packers score with a minute left to play, but Chris Brooks dropped to the ground to help set up McManus' game-winning 24-yarder.

Team Statistics

First Downs	22
3rd-Down Eff. (Made/Att/Pct)	3/11/27%
4th-Down Eff. (Made/Att/Pct)	0/0/0%
Total Net Yards	422
Total Plays	67
Yards Per Play	6.3
Rushes/Net Yards	39/170
Net Passing	252
Pass Attempts/Completions	32/21
Had Intercepted	1
Sacked/Yards Lost	1/0
Punts/Average	5/48.2
Penalties/Yards	3/20
Fumbles/Lost	0/0
Possession Time	34:09

Packers Jaguars

First Downs	19
3rd-Down Eff. (Made/Att/Pct)	1/9/11%
4th-Down Eff. (Made/Att/Pct)	1/1/100%
Total Net Yards	390
Total Plays	67
Yards Per Play	7.0
Rushes/Net Yards	23/91
Net Passing	299
Pass Attempts/Completions	32/21
Had Intercepted	1
Sacked/Yards Lost	1/9
Punts/Average	5/59.6
Penalties/Yards	8/59
Fumbles/Lost	2/1
Possession Time	25:51

GAME SUMMARIES



WEEK 9 Detroit Lions 24, Green Bay Packers 14 78,330 @ Lambeau Field Nov 3, 2024

Detroit Lions	0	17	7	0	—	24
Green Bay Packers	3	0	3	8	—	14

Detroit Lions Starters

OFFENSE		DEFENSE	
WR 11 K. Raymond	DL 98 D. Reader		
WR 14 A. St. Brown	DL 54 A. McNeill		
WR 17 T. Patrick	DL 91 L. Onwuazurike		
LT 68 T. Decker	DL 69 A. Muhammad		
LG 60 G. Glasgow	LB 34 A. Anzalone		
C 77 F. Ragnow	LB 46 J. Campbell		
RG 71 K. Zeiler	LB 53 T. Nowaske		
TE 87 S. LaPorta	CB 0 T. Arnold		
RB 5 D. Montgomery	CB 23 C. Davis III		
RT 58 P. Sewell	S 31 K. Joseph		
QB 16 J. Goff	S 32 B. Branch		

Green Bay Packers Starters

OFFENSE		DEFENSE	
WR 9 C. Watson	DE 91 P. Smith		
LT 63 R. Walker	DT 97 K. Clark		
LG 77 J. Morgan	DT 93 T. Slater		
C 74 E. Jenkins	DE 52 R. Gary		
RG 75 S. Rhyan	LB 58 I. McDuffie		
RT 50 Z. Tom	LB 7 Q. Walker		
TE 85 T. Kraft	LB 45 E. Wilson		
TE 89 B. Sims	CB 25 K. Nixon		
WR 87 R. Doubs	CB 21 E. Stokes		
QB 10 J. Love	S 29 X. McKinney		
RB 8 J. Jacobs	S 20 J. Bullard		

OFFICIALS: Reference: Clete Blakeman (34), Umpire: Scott Campbell (127), Down Judge: Dana McKenzie (8), Line Judge: Julian Mapp (10), Field Judge: Karina Tovar (0), Side Judge: James Coleman (95), Back Judge: Jonah Monroe (120), Replay Official: Chad Adams, Replay Assistant: Amber Cornell

SCORING DRIVES

TEAM	QTR	TIME	SCORING PLAY	DET	GB
Packers	1	07:06	B.McManus 30 yd. Field Goal (14-63, 7:54)	0	3
Lions	2	14:56	A.St. Brown 3 yd. pass from J.Goff (J.Bates kick) (13-70, 7:10)	7	3
Lions	2	00:58	J.Bates 27 yd. Field Goal (10-55, 4:25)	10	3
Lions	2	00:32	K.Joseph 27 yd. interception return (J.Bates kick)	17	3
Lions	3	09:32	J.Gibbs 15 yd. run (J.Bates kick) (9-71, 5:28)	24	3
Packers	3	00:48	B.McManus 38 yd. Field Goal (10-55, 5:09)	24	6
Packers	4	03:49	Em.Wilson 2 yd. run (J.Love-C.Watson pass) (9-55, 2:33)	24	14

DETROIT LIONS

PASSING	ATT	CP	YDS	SK/YD	TD	LG	INT	RTG
Jared Goff	22	18	145	1/8	1	26	0	109.3
TOTAL	22	18	145	1/8	1	26	0	109.3

RUSHING	ATT	YDS	AVG	LG	TD
David Montgomery	17	73	4.3	12	0
Jahmyr Gibbs	11	65	5.9	18	1
Jared Goff	3	-2	-0.7	0	0
Kalif Raymond	1	-12	-12.0	-12	0
TOTAL	32	124	3.9	18	1

RECEIVING	NO	YDS	AVG	LG	TD
Amon-Ra St. Brown	7	56	8.0	26	1
David Montgomery	3	23	7.7	14	0
Sam LaPorta	2	28	14.0	19	0
Tim Patrick	2	12	6.0	9	0
Kalif Raymond	1	12	12.0	12	0
Jahmyr Gibbs	1	11	11.0	11	0
Allen Robinson II	1	2	2.0	2	0
Brock Wright	1	1	1.0	1	0
TOTAL	18	145	8.1	26	1

TOP DEFENSE	TOT	SOLO	AST	SCK	YDS	INT
Jack Campbell	10	5	5	0.0	0.0	0
Carlton Davis III	7	5	2	0.0	0.0	0
Brandon Joseph	6	6	0	0.0	0.0	0

FIELD GOALS	FGM/FGA	PERCENT	RESULTS
Jake Bates	1-1	100.0	2/7G
TOTAL	1-1	100.0	

GREEN BAY PACKERS

PASSING	ATT	CP	YDS	SK/YD	TD	LG	INT	RTG
Jordan Love	39	23	273	0/0	0	41	1	69.7
TOTAL	39	23	273	0/0	0	41	1	69.7

RUSHING	ATT	YDS	AVG	LG	TD
Josh Jacobs	13	95	7.3	37	0
Emanuel Wilson	4	28	7.0	19	1
Chris Brooks	2	13	6.5	9	0
Tucker Kraft	1	2	2.0	2	0
Jordan Love	3	0	0.0	0	0
TOTAL	23	138	6.0	37	1

RECEIVING	NO	YDS	AVG	LG	TD
Jayden Reed	5	113	22.6	41	0
Tucker Kraft	4	34	8.5	13	0
Romeo Doubs	4	28	7.0	8	0
Christian Watson	3	37	12.3	19	0
Chris Brooks	3	28	9.3	13	0
Josh Jacobs	2	13	6.5	11	0
Bo Melton	1	19	19.0	19	0
Emanuel Wilson	1	1	1.0	1	0
TOTAL	23	273	11.9	41	0

TOP DEFENSE	TOT	SOLO	AST	SCK	YDS	INT
Quay Walker	12	7	5	0.0	0.0	0
Keisean Nixon	6	4	2	0.0	0.0	0
Edgerrin Cooper	6	3	3	0.0	0.0	0

FIELD GOALS	FGM/FGA	PERCENT	RESULTS
Brandon McManus	2-3	66.7	30G, 46WL, 38G
TOTAL	2-3	66.0	

GREEN BAY, Wis. (AP) — Kerby Joseph scored on a 27-yard interception return, and the Lions converted two fourth downs into touchdowns as they continued one of the best starts in franchise history by beating the Green Bay Packers, 24-14, on a rainy and windy Sunday. Jared Goff completed his first 11 passes and finished 18 of 22 for 145 yards and a touchdown. Detroit took the lead for good on the first play of the second quarter when Goff hit Amon-Ra St. Brown for a 3-yard touchdown on fourth-and-goal. Jahmyr Gibbs capped the opening drive of the second half by rushing for a 15-yard touchdown on fourth-and-1 to extend the Lions' lead to 24-3. Green Bay's Jordan Love went 23 of 39 for 273 yards with an interception, one week after he left in the third quarter of a 30-27 victory at Jacksonville with a groin strain. Jayden Reed had five catches for 113 yards and Josh Jacobs rushed for 95 yards. The Packers outgained the Lions, 411 yards to 261, but wasted several opportunities. Green Bay drove inside Detroit's 35-yard line on three possessions without scoring. The Packers' four trips to the red zone resulted in one touchdown and two field goals.

Team Statistics

First Downs	17	20
3rd-Down Eff. (Made/Att/Pct)	4/12/33%	3/12/25%
4th-Down Eff. (Made/Att/Pct)	2/2/100%	2/3/67%
Total Net Yards	261	411
Total Plays	55	62
Yards Per Play	4.7	6.6
Rushes/Net Yards	32/124	23/138
Net Passing	137	273
Pass Attempts/Completions	22/18	39/23
Had Intercepted	0	1
Sacked/Yards Lost	1/8	0/0
Punts/Average	4/50.0	2/42.0
Penalties/Yards	5/51	10/67
Fumbles/Lost	0/0	3/0
Possession Time	31:11	28:49

Lions Packers

First Downs	17	20
3rd-Down Eff. (Made/Att/Pct)	4/12/33%	3/12/25%
4th-Down Eff. (Made/Att/Pct)	2/2/100%	2/3/67%
Total Net Yards	261	411
Total Plays	55	62
Yards Per Play	4.7	6.6
Rushes/Net Yards	32/124	23/138
Net Passing	137	273
Pass Attempts/Completions	22/18	39/23
Had Intercepted	0	1
Sacked/Yards Lost	1/8	0/0
Punts/Average	4/50.0	2/42.0
Penalties/Yards	5/51	10/67
Fumbles/Lost	0/0	3/0
Possession Time	31:11	28:49

National Football League Game Summary

NFL Copyright © 2024 by The National Football League. All rights reserved. This summary and play-by-play is for the express purpose of assisting media in their coverage of the game; any other use of this material is prohibited without the written permission of the National Football League.

Date: Sunday, 11/3/2024

Detroit Lions at Green Bay Packers

Start Time: 3:25 PM CST

at Lambeau Field, Green Bay, WI

Game Day Weather

Game Weather: Rain
Open Stadium on SISGrass

Temp: 50° F (10.0° C) Humidity: 86%, Wind: E 15 mph
Wind Chill: 45

Officials

Referee: Blakeman, Clete (34)
Line Judge: Mapp, Julian (10)
Back Judge: Monroe, Jonah (120)

Umpire: Campbell, Scott (127)
Field Judge: Tovar, Karina (91)
Replay Official: Adams, Chad (0)

Down Judge: McKenzie, Dana (8)
Side Judge: Coleman, James (95)

Lineups

Detroit Lions

Offense	Defense
WR 17 T.Patrick	DL 54 A.McNeill
WR 14 A.St. Brown	DL 98 D.Reader
LT 68 T.Decker	DL 91 L.Onwuzurike
LG 60 G.Glasgow	DL 69 A.Muhammad
C 77 F.Ragnow	LB 34 A.Anzalone
RG 71 K.Zeitler	LB 46 J.Campbell
RT 58 P.Sewell	LB 53 T.Nowaske
TE 87 S.LaPorta	CB 23 C.Davis
WR 11 K.Raymond	CB 0 T.Arnold
QB 16 J.Goff	S 32 B.Branch
RB 5 D.Montgomery	S 31 K.Joseph

Green Bay Packers

Offense	Defense
WR 9 C.Watson	DE 91 P.Smith
LT 63 R.Walker	DT 97 K.Clark
LG 77 J.Morgan	DT 93 T.Slaton
C 74 E.Jenkins	DE 52 R.Gary
RG 75 S.Rhyan	LB 58 I.McDuffie
RT 50 Z.Tom	LB 7 Q.Walker
TE 85 T.Kraft	LB 45 Er.Wilson
TE 89 B.Sims	CB 25 K.Nixon
WR 87 R.Doubs	CB 21 E.Stokes
QB 10 J.Love	S 29 X.McKinney
RB 8 J.Jacobs	S 20 J.Bullard

Substitutions

P 3 J.Fox, WR 8 A.Robinson, S 12 B.Joseph, RB 13 C.Reynolds, CB 15 E.Rakestraw, CB 21 A.Robertson, S 24 L.Strickland, RB 26 J.Gibbs, CB 29 K.Vildor, CB 30 K.Dorsey, DL 35 I.Thomas, K 39 J.Bates, LB 41 J.Houston, LB 42 J.Reeves-Maybin, LB 48 A.Beauplan, LS 49 H.Hatten, LB 51 B.Niemann, OL 62 M.Niese, T 70 D.Skipper, G 74 K.Awosika, WR 83 I.Williams, TE 84 S.Zylstra, TE 89 B.Wright, DL 90 C.Smith, DL 95 P.O'Connor

Substitutions

WR 11 J.Reed, WR 13 D.Wicks, K 17 B.McManus, P 19 D.Whelan, CB 24 C.Valentine, CB 26 K.Ballentine, S 27 K.Oladapo, RB 30 C.Brooks, RB 31 Em.Wilson, CB 36 K.Hadden, S 39 Z.Anderson, LS 42 M.Orzech, DL 53 A.Mosby, DL 55 K.Enagbare, LB 56 E.Cooper, LB 59 T.Hopper, C/G 62 J.Monk, T 76 K.Telfort, WR 80 B.Melton, TE 86 J.FitzPatrick, DL 90 L.Van Ness, DL 94 K.Brooks, DL 95 D.Wyatt, DL 96 C.Wooden

Did Not Play

QB 2 H.Hooker

Did Not Play

QB 2 M.Willis, T 73 A.Dillard

Not Active

RB 33 S.Vaki, LB 44 M.Rodriguez, OL 59 G.Manu, OL 73 C.Mahogany, OL 75 C.Sorsdal, DL 93 J.Paschal, DL 94 M.Wingo

Not Active

WR 18 M.Heath, CB 23 J.Alexander, S 33 E.Williams, DL 57 B.Cox, C/G 71 J.Myers, T 79 T.Glover

Field Goals (made) & missed)

J.Bates	(27)	B.McManus	(30)	46WL (38)			
		1	2	3	4	OT	Total
VISITOR:	Detroit Lions	0	17	7	0	0	24
HOME:	Green Bay Packers	3	0	3	8	0	14

Scoring Plays

Team	Qtr	Time	Play Description (Extra Point) (Drive Info)	Visitor	Home
Packers	1	7:06	B.McManus 30 yd. Field Goal (14-63, 7:54)	0	3
Lions	2	14:56	A.St. Brown 3 yd. pass from J.Goff (J.Bates kick) (13-70, 7:10)	7	3
Lions	2	0:58	J.Bates 27 yd. Field Goal (10-55, 4:25)	10	3
Lions	2	0:32	K.Joseph 27 yd. interception return (J.Bates kick)	17	3
Lions	3	9:32	J.Gibbs 15 yd. run (J.Bates kick) (9-71, 5:28)	24	3
Packers	3	0:48	B.McManus 38 yd. Field Goal (10-55, 5:09)	24	6
Packers	4	3:49	Em.Wilson 2 yd. run (J.Love-C.Watson pass) (9-55, 2:33)	24	14

Paid Attendance: 78,330

Time: 2:58

Detroit Lions vs Green Bay Packers
11/3/2024 at Lambeau Field

Final Team Statistics

	Visitor Lions	Home Packers
TOTAL FIRST DOWNS	17	20
By Rushing	8	7
By Passing	8	10
By Penalty	1	3
THIRD DOWN EFFICIENCY	4-12-33.3%	3-12-25.0%
FOURTH DOWN EFFICIENCY	2-2-100.0%	2-3-66.7%
TOTAL NET YARDS	261	411
Total Offensive Plays (inc. times thrown passing)	55	62
Average gain per offensive play	4.7	6.6
NET YARDS RUSHING	124	138
Total Rushing Plays	32	23
Average gain per rushing play	3.9	6.0
Tackles for a loss-number and yards	3-15	0-0
NET YARDS PASSING	137	273
Times thrown - yards lost attempting to pass	1-8	0-0
Gross yards passing	145	273
PASS ATTEMPTS-COMPLETIONS-HAD INTERCEPTED	22-18-0	39-23-1
Avg gain per pass play (inc.# thrown passing)	6.0	7.0
KICKOFFS Number-In End Zone-Touchbacks	5-4-3	4-2-1
PUNTS Number and Average	4-50.0	2-42.0
Had Blocked	0	0
FGs - PATs Had Blocked	0-0	0-0
Net Punting Average	48.0	42.0
TOTAL RETURN YARDAGE (Not Including Kickoffs)	27	8
No. and Yards Punt Returns	0-0	2-8
No. and Yards Kickoff Returns	2-66	2-53
No. and Yards Interception Returns	1-27	0-0
PENALTIES Number and Yards	5-51	10-67
FUMBLES Number and Lost	0-0	3-0
TOUCHDOWNS	3	1
Rushing	1	1
Passing	1	0
Interceptions	1	0
EXTRA POINTS Made-Attempts	3-3	1-1
Kicking Made-Attempts	3-3	0-0
Passing Made-Attempts	0-0	1-1
FIELD GOALS Made-Attempts	1-1	2-3
RED ZONE EFFICIENCY	2-4-50%	1-4-25%
GOAL TO GO EFFICIENCY	1-2-50%	0-0-0%
SAFETIES	0	0
FINAL SCORE	24	14
TIME OF POSSESSION	31:11	28:49

Detroit Lions vs Green Bay Packers
11/3/2024 at Lambeau Field

Ball Possession And Drive Chart

Detroit Lions

#	Time Recd	Time Lost	Time Poss	How Ball Obtained	Drive Began	# Play	Yds Gain	Yds Pen	Net Yds	1st Down	Last Scrm	How Given Up
1	7:06	14:56	7:10	Kickoff	DET 30	13	68	2	70	5	* GB 3	Touchdown
2	12:09	9:19	2:50	Punt	DET 9	4	9	0	9	1	DET 18	Punt
3	5:23	0:58	4:25	Missed FG	DET 36	10	55	0	55	3	* GB 9	Field Goal
4	15:00	9:32	5:28	Kickoff	DET 29	9	71	0	71	4	* GB 15	Touchdown
5	8:04	5:57	2:07	Punt	DET 6	3	9	0	9	0	DET 15	Punt
6	0:48	14:07	1:41	Kickoff	DET 39	3	0	0	0	0	DET 39	Punt
7	10:03	6:22	3:41	Downs	DET 9	6	12	0	12	1	DET 21	Punt
8	3:49	0:00	3:49	Kickoff	DET 47	8	37	0	37	3	* GB 15	End of Game

(205) Average DET 26

Green Bay Packers

#	Time Recd	Time Lost	Time Poss	How Ball Obtained	Drive Began	# Play	Yds Gain	Yds Pen	Net Yds	1st Down	Last Scrm	How Given Up
1	15:00	7:06	7:54	Kickoff	GB 25	14	68	-5	63	4	* DET 12	Field Goal
2	14:56	12:09	2:47	Kickoff	GB 24	4	44	-10	34	1	DET 42	Punt
3	9:19	5:23	3:56	Punt	GB 18	9	39	15	54	4	DET 28	Missed FG
4	0:58	0:32	0:26	Kickoff	GB 30	2	8	0	8	0	GB 38	Interception
5	0:32	0:00	0:32	Kickoff	GB 30	3	59	0	59	2	GB 48	End of Half
6	9:32	8:04	1:28	Kickoff	GB 30	3	7	0	7	0	GB 37	Punt
7	5:57	0:48	5:09	Punt	GB 25	10	55	0	55	3	* DET 20	Field Goal
8	14:07	10:03	4:04	Punt	GB 17	11	79	-5	74	3	* DET 9	Downs
9	6:22	3:49	2:33	Punt	GB 45	9	45	10	55	3	* DET 2	Touchdown

(244) Average GB 27

*** inside opponent's 20**

Time of Possession by Quarter

Visitor	1st	2nd	3rd	4th	OT	Total
Detroit Lions	7:06	7:19	8:23	8:23		31:11
Home Green Bay Packers	7:54	7:41	6:37	6:37		28:49

Kickoff Drive No.-Start Average

Lions: 3 - DET 33 Packers: 5 - GB 28

Detroit Lions vs Green Bay Packers at Lambeau Field

First Quarter

11/3/2024

Play By Play

GB wins toss, elects to Receive, and DET elects to defend the South goal.

J.Bates kicks 54 yards from DET 35 to GB 11. K.Nixon pushed ob at GB 40 for 29 yards (J.Campbell).

PENALTY on GB-K.Nixon, Unnecessary Roughness, 15 yards, enforced at GB 40.

Green Bay Packers at 15:00, (1st play from scrimmage 14:56)

1-10-GB 25	(14:56) (Shotgun) J.Jacobs right tackle to GB 34 for 9 yards (B.Branch; C.Davis).	
2-1-GB 34	(14:17) (Shotgun) J.Jacobs right end pushed ob at GB 47 for 13 yards (K.Joseph).	R1
<u>1-10-GB 47</u>	(13:41) (Shotgun) J.Love pass short left to R.Doubs pushed ob at DET 47 for 6 yards (T.Arnold).	
2-4-DET 47	(13:03) (Shotgun) J.Jacobs right end to DET 46 for 1 yard (J.Campbell; A.McNeill).	
3-3-DET 46	(12:16) (Shotgun) J.Love pass short right to J.Jacobs to DET 44 for 2 yards (J.Campbell; C.Davis).	
4-1-DET 44	(11:46) (Shotgun) Direct snap to T.Kraft. T.Kraft up the middle to DET 42 for 2 yards (L.Onwuzurike).	R2
<u>1-10-DET 42</u>	<i>(11:04) PENALTY on GB-J.Jacobs, False Start, 5 yards, enforced at DET 42 - No Play.</i>	
1-15-DET 47	(10:47) (Shotgun) J.Love pass incomplete short right to R.Doubs.	
2-15-DET 47	(10:44) J.Love pass deep right to C.Watson pushed ob at DET 28 for 19 yards (C.Davis).	P3
<u>1-10-DET 28</u>	(10:08) (Shotgun) J.Jacobs right end to DET 28 for no gain (L.Onwuzurike).	
2-10-DET 28	(9:26) (Shotgun) J.Jacobs right tackle to DET 17 for 11 yards (A.Anzalone).	R4
<u>1-10-DET 17</u>	(8:40) J.Jacobs left tackle to DET 16 for 1 yard (B.Branch, J.Campbell).	
2-9-DET 16	(7:58) (Shotgun) C.Brooks left guard to DET 12 for 4 yards (A.McNeill).	
3-5-DET 12	(7:14) (Shotgun) J.Love pass incomplete short middle to C.Brooks.	
4-5-DET 12	(7:09) B.McManus 30 yard field goal is GOOD, Center-M.Orzech, Holder-D.Wheatan.	

Timeout at 07:06.

DET 0 GB 3, 14 plays, 63 yards, 7:54 drive, 7:54 elapsed

B.McManus kicks 65 yards from GB 35 to end zone, Touchback to the DET 30.

Detroit Lions at 7:06

1-10-DET 30	(7:06) D.Montgomery left guard to DET 38 for 8 yards (Q.Walker, X.McKinney).	
2-2-DET 38	(6:32) D.Montgomery right tackle to DET 42 for 4 yards (Q.Walker).	R1
<u>1-10-DET 42</u>	(5:56) J.Goff pass short middle to A.St. Brown to DET 43 for 1 yard (E.Stokes).	
2-9-DET 43	(5:18) D.Montgomery left guard to GB 46 for 11 yards (K.Nixon; X.McKinney).	R2
<u>1-10-GB 46</u>	(4:51) (No Huddle, Shotgun) J.Goff pass short right to A.St. Brown to GB 41 for 5 yards (Q.Walker).	
2-5-GB 41	(4:14) D.Skipper reported in as eligible. J.Goff pass deep middle to S.LaPorta to GB 22 for 19 yards (E.Stokes).	P3
<u>1-10-GB 22</u>	(3:39) D.Montgomery right end pushed ob at GB 18 for 4 yards (K.Nixon).	
2-6-GB 18	(3:04) J.Goff pass short right to B.Wright to GB 17 for 1 yard (K.Nixon).	
3-5-GB 17	(2:22) (Shotgun) D.Montgomery right guard to GB 8 for 9 yards (E.Cooper, X.McKinney).	R4
<u>1-8-GB 8</u>	(1:43) D.Montgomery right guard to GB 7 for 1 yard (Q.Walker; J.Bullard).	
2-7-GB 7	(1:01) (Shotgun) D.Montgomery up the middle to GB 7 for no gain (L.Van Ness; Er.Wilson).	
3-7-GB 7	(:19) (Shotgun) D.Montgomery right end to GB 5 for 2 yards (E.Cooper; K.Enagbare).	

END OF QUARTER

	Score	Time	First Downs				Efficiencies	
		Poss	R	P	X	T	3 Down	4 Down
Detroit Lions	0	7:06	3	1	0	4	1/2	0/0
Green Bay Packers	3	7:54	3	1	0	4	0/2	1/1

Detroit Lions vs Green Bay Packers at Lambeau Field

Second Quarter

11/3/2024

Play By Play

Detroit Lions continued.

- 4-5-GB 5 (15:00) (Shotgun) PENALTY on GB-T.Slaton, Encroachment, 2 yards, enforced at GB 5 - No Play.
- 4-3-GB 3 (15:00) (Shotgun) J.Goff pass short left to A.St. Brown for 3 yards, TOUCHDOWN.

P5

J.Bates extra point is GOOD, Center-H.Hatten, Holder-J.Fox.

Timeout at 14:56.

DET 7 GB 3, 13 plays, 70 yards, 1 penalty, 7:10 drive, 0:04 elapsed

J.Bates kicks 65 yards from DET 35 to GB 0. K.Nixon to GB 24 for 24 yards (J.Houston, J.Campbell).

Green Bay Packers at 14:56, (1st play from scrimmage 14:49)

- 1-10-GB 24 (14:49) (Shotgun) J.Jacobs up the middle to DET 39 for 37 yards (K.Joseph).
- 1-10-DET 39 (14:06) J.Jacobs right tackle to DET 35 for 4 yards (J.Campbell, L.Onwuzurike).
- 2-6-DET 35 (13:25) (Shotgun) Em.Wilson up the middle to DET 32 for 3 yards (C.Davis).
- 3-3-DET 32 (12:44) (Shotgun) PENALTY on GB-S.Rhyan, False Start, 5 yards, enforced at DET 32 - No Play.
- 3-8-DET 37 (12:23) (Shotgun) J.Love pass incomplete deep right to C.Watson.
- 4-8-DET 37 (12:17) (Shotgun) PENALTY on GB, Delay of Game, 5 yards, enforced at DET 37 - No Play.
- 4-13-DET 42 (12:17) D.Whelan punts 33 yards to DET 9, Center-M.Orzech, downed by GB-B.Melton.

R5

Timeout at 12:09.

Detroit Lions at 12:09

- 1-10-DET 9 (12:09) J.Goff pass short left to J.Gibbs pushed ob at DET 20 for 11 yards (Q.Walker).
- 1-10-DET 20 (11:35) J.Gibbs up the middle to DET 24 for 4 yards (Q.Walker, D.Wyatt).
- 2-6-DET 24 (10:57) (Shotgun) J.Gibbs left guard to DET 26 for 2 yards (L.McDuffie; R.Gary).
- 3-4-DET 26 (10:19) (Shotgun) J.Goff sacked at DET 18 for -8 yards (sack split by A.Mosby and R.Gary).
- 4-12-DET 18 (9:31) J.Fox punts 55 yards to GB 27, Center-H.Hatten. J.Reed to GB 32 for 5 yards (J.Campbell; H.Hatten).

P6

PENALTY on GB-K.Hadden, Offensive Holding, 10 yards, enforced at GB 28.

Timeout at 09:19.

Green Bay Packers at 9:19

- 1-10-GB 18 (9:19) (Shotgun) J.Love pass short middle to T.Kraft to GB 24 for 6 yards (J.Reeves-Maybin; A.Anzalone).
- 2-4-GB 24 (8:36) (Shotgun) J.Love pass short right to J.Jacobs pushed ob at GB 35 for 11 yards (A.Anzalone).
- 1-10-GB 35 (7:58) (Shotgun) J.Jacobs left guard to GB 43 for 8 yards (K.Joseph, T.Arnold).
- 2-2-GB 43 (7:20) (Shotgun) J.Jacobs left end to GB 48 for 5 yards (A.Anzalone; J.Campbell).
- 1-10-GB 48 (6:42) (Shotgun) J.Love pass incomplete short right to J.Reed (C.Davis).
- 2-10-GB 48 (6:39) J.Love pass short middle to C.Brooks to DET 46 for 6 yards (A.Anzalone; J.Campbell).
- 2-20-GB 38 (6:18) (Shotgun) J.Love pass incomplete deep left to B.Melton [J.Houston].

P6

PENALTY on GB-J.Morgan, Offensive Holding, 10 yards, enforced at GB 48 - No Play.

PENALTY on DET-B.Branch, Disqualification, 15 yards, enforced at GB 38 - No Play.

PENALTY on DET-B.Branch, Unsportsmanlike Conduct, 15 yards, enforced between downs.

- 1-10-DET 32 (6:10) (Shotgun) PENALTY on GB-R.Doubs, False Start, 5 yards, enforced at DET 32 - No Play.
- 1-15-DET 37 (6:10) (Shotgun) J.Love pass short right to J.Reed pushed ob at DET 28 for 9 yards (C.Davis).
- 2-6-DET 28 (5:36) (Shotgun) J.Love pass incomplete short middle.
- 3-6-DET 28 (5:31) (Shotgun) J.Love pass incomplete short left to T.Kraft.
- 4-6-DET 28 (5:28) B.McManus 46 yard field goal is No Good, Wide Left, Center-M.Orzech, Holder-D.Whelan.

X8,
X9

Timeout at 05:23.

Detroit Lions at 5:23

- 1-10-DET 36 (5:23) J.Goff pass deep middle to A.St. Brown to GB 38 for 26 yards (J.Bullard).
- 1-10-GB 38 (4:45) J.Goff pass short right to D.Montgomery to GB 35 for 3 yards (Er.Wilson).
- 2-7-GB 35 (4:09) J.Goff pass short left to D.Montgomery to GB 29 for 6 yards (E.Cooper; K.Nixon).
- 3-1-GB 29 (3:26) J.Goff pass short right to A.Robinson to GB 27 for 2 yards (K.Nixon) [C.Wooden].
- 1-10-GB 27 (2:45) (Shotgun) J.Goff pass short middle to T.Patrick to GB 18 for 9 yards (E.Cooper).

P7

P8

Two-Minute Warning

- 2-1-GB 18 (2:00) D.Skipper reported in as eligible. D.Montgomery right tackle to GB 10 for 8 yards (Q.Walker, K.Enagbare).
- Timeout #1 by DET at 01:12.
- 1-10-GB 10 (1:12) D.Skipper reported in as eligible. D.Montgomery left end to GB 7 for 3 yards (T.Slaton, X.McKinney).

R9

Detroit Lions vs Green Bay Packers at Lambeau Field

Timeout #1 by GB at 01:07.

2-7-GB 7 (1:07) D.Montgomery up the middle to GB 9 for -2 yards (R.Gary, I.McDuffie).

Timeout #2 by GB at 01:03.

3-9-GB 9 (1:03) (Shotgun) J.Goff pass incomplete short right.

4-9-GB 9 (1:01) **J.Bates 27 yard field goal is GOOD, Center-H.Hatten, Holder-J.Fox.**

Timeout at 00:58.

DET 10 GB 3, 10 plays, 55 yards, 4:25 drive, 14:02 elapsed

J.Bates kicks 65 yards from DET 35 to end zone, Touchback to the GB 30.

Green Bay Packers at 0:58

1-10-GB 30 (:58) (Shotgun) J.Love pass short middle to R.Doubs to GB 38 for 8 yards (J.Campbell).

2-2-GB 38 (:42) (No Huddle, Shotgun) J.Love pass short right intended for J.Jacobs INTERCEPTED by K.Joseph [A.Anzalone] at GB 27. K.Joseph for 27 yards, TOUCHDOWN.

Detroit Lions at 0:32

J.Bates extra point is GOOD, Center-H.Hatten, Holder-J.Fox.

Timeout at 00:32.

DET 17 GB 3, 0 plays, 27 yards, 0:00 drive, 14:28 elapsed
--

J.Bates kicks 65 yards from DET 35 to end zone, Touchback to the GB 30.

Green Bay Packers at 0:32

1-10-GB 30 (:32) (Shotgun) J.Love pass short left to C.Brooks pushed ob at GB 35 for 5 yards (B.Joseph).

2-5-GB 35 (:23) (Shotgun) J.Love pass short right to C.Brooks to GB 48 for 13 yards (A.Robertson). P10

Timeout #3 by GB at 00:14.

1-10-GB 48 (:14) (Shotgun) J.Love pass deep left to J.Reed to DET 11 for 41 yards (B.Joseph). P11

END OF QUARTER

	Score	Time Poss	First Downs				Efficiencies	
			R	P	X	T	3 Down	4 Down
Detroit Lions	17	7:19	1	4	0	5	1/3	1/1
Green Bay Packers	3	7:41	2	3	2	7	0/2	0/0

Detroit Lions vs Green Bay Packers at Lambeau Field

Third Quarter

11/3/2024

Play By Play

DET elects to Receive, and GB elects to defend the South goal.

B.McManus kicks 66 yards from GB 35 to DET -1. K.Dorsey to DET 29 for 30 yards (T.Hopper, J.Bullard).

Detroit Lions at 15:00, (1st play from scrimmage 14:53)

<u>1-10-DET 29</u>	(14:53) J.Goff pass short right to A.St. Brown to DET 40 for 11 yards (J.Bullard).	P10
<u>1-10-DET 40</u>	(14:15) J.Gibbs left guard to DET 41 for 1 yard (T.Slaton; P.Smith).	
2-9-DET 41	(13:38) (Shotgun) J.Gibbs right end to DET 49 for 8 yards (Q.Walker).	
3-1-DET 49	(12:57) (Shotgun) J.Gibbs up the middle to 50 for 1 yard (I.McDuffie).	
	<i>PENALTY on DET, Illegal Shift, 5 yards, enforced at DET 49 - No Play.</i>	
3-6-DET 44	(12:36) (Shotgun) J.Goff pass incomplete short middle to K.Raymond.	
	<i>PENALTY on GB-K.Nixon, Defensive Holding, 5 yards, enforced at DET 44 - No Play.</i>	X11
<u>1-10-DET 49</u>	(12:33) D.Skipper reported in as eligible. J.Goff pass short middle to S.LaPorta to GB 42 for 9 yards (Q.Walker; I.McDuffie).	
2-1-GB 42	(11:49) J.Gibbs right tackle to GB 24 for 18 yards (C.Valentine).	R12
<u>1-10-GB 24</u>	(11:05) (Shotgun) J.Gibbs right guard to GB 20 for 4 yards (T.Slaton).	
2-6-GB 20	(10:26) J.Gibbs right tackle to GB 15 for 5 yards (K.Nixon).	
3-1-GB 15	(9:41) (Shotgun) J.Goff pass incomplete short right to J.Gibbs.	
4-1-GB 15	(9:36) (Shotgun) J.Gibbs up the middle for 15 yards, TOUCHDOWN.	R13
	J.Bates extra point is GOOD, Center-H.Hatten, Holder-J.Fox.	

Timeout at 09:32.

DET 24 GB 3, 9 plays, 71 yards, 1 penalty, 5:28 drive, 5:28 elapsed

J.Bates kicks 65 yards from DET 35 to end zone, Touchback to the GB 30.

Green Bay Packers at 9:32

1-10-GB 30	(9:32) (Shotgun) J.Jacobs up the middle to GB 33 for 3 yards (J.Campbell).
2-7-GB 33	(8:57) (Shotgun) Em.Wilson up the middle to GB 37 for 4 yards (J.Campbell).
3-3-GB 37	(8:15) (Shotgun) J.Love pass incomplete short middle to D.Wicks.
4-3-GB 37	(8:11) D.Whelan punts 51 yards to DET 12, Center-M.Orzech, fair catch by K.Raymond.
	<i>PENALTY on DET-T.Arnold, Offensive Holding, 6 yards, enforced at DET 12.</i>

Timeout at 08:04.

Detroit Lions at 8:04

1-10-DET 6	(8:04) J.Goff pass short right to T.Patrick to DET 9 for 3 yards (Q.Walker).
2-7-DET 9	(7:29) D.Montgomery right tackle to DET 10 for 1 yard (E.Cooper; C.Wooden).
3-6-DET 10	(6:43) (Shotgun) J.Goff pass short middle to A.St. Brown to DET 15 for 5 yards (Q.Walker; P.Smith).
4-1-DET 15	(6:04) J.Fox punts 60 yards to GB 25, Center-H.Hatten, fair catch by J.Reed.

Timeout at 05:57.

Green Bay Packers at 5:57

1-10-GB 25	(5:57) (Shotgun) J.Love pass short right to C.Watson to GB 29 for 4 yards (T.Arnold).	
2-6-GB 29	(5:14) (Shotgun) J.Love pass deep right to J.Reed pushed ob at DET 39 for 32 yards (B.Joseph).	P12
<u>1-10-DET 39</u>	(4:41) (Shotgun) J.Love pass short left to R.Doubs ran ob at DET 33 for 6 yards.	
2-4-DET 33	(4:07) (Shotgun) J.Jacobs up the middle to DET 30 for 3 yards (L.Onwuzurike, T.Nowaske).	
3-1-DET 30	(3:22) (Shotgun) J.Love pass short right to J.Reed ran ob at DET 27 for 3 yards. Detroit challenged the pass completion ruling, and the play was Upheld. The ruling on the field stands. (Timeout #1.) ** Injury Update: GB-C.Wooden return is Questionable.	P13
1-10-DET 27	(3:05) (Shotgun) J.Love pass short right to T.Kraft pushed ob at DET 14 for 13 yards (J.Campbell).	P14
<u>1-10-DET 14</u>	(2:21) (Shotgun) J.Love pass incomplete short right to C.Watson.	
2-10-DET 14	(2:17) (Shotgun) J.Love FUMBLES (Aborted) at DET 18, recovered by GB-Em.Wilson at DET 23. Em.Wilson to DET 14 for 9 yards (T.Arnold; C.Smith).	
3-10-DET 14	(1:31) (Shotgun) J.Love FUMBLES (Aborted) at DET 19, and recovers at DET 20.	
4-16-DET 20	(:52) B.McManus 38 yard field goal is GOOD, Center-M.Orzech, Holder-D.Whelan.	

Timeout at 00:48.

DET 24 GB 6, 10 plays, 55 yards, 5:09 drive, 14:12 elapsed

B.McManus kicks 62 yards from GB 35 to DET 3. I.Williams to DET 39 for 36 yards (X.McKinney; K.Oladapo).

Detroit Lions at 0:48, (1st play from scrimmage 0:42)

1-10-DET 39	(:42) (Shotgun) D.Montgomery left tackle to DET 38 for -1 yards (I.McDuffie, L.Van Ness).
-------------	---

Detroit Lions vs Green Bay Packers at Lambeau Field

END OF QUARTER

	Score	Time Poss	First Downs				Efficiencies	
			R	P	X	T	3 Down	4 Down
Detroit Lions	24	8:23	2	1	1	4	0/2	1/1
Green Bay Packers	6	6:37	0	3	0	3	1/3	0/0

Detroit Lions vs Green Bay Packers at Lambeau Field

Fourth Quarter

11/3/2024

Play By Play

Detroit Lions continued.

- 2-11-DET 38 (15:00) (Shotgun) J.Gibbs left tackle to DET 39 for 1 yard (C.Valentine; T.Slaton).
- 3-10-DET 39 (14:19) (Shotgun) J.Goff pass incomplete short left to S.LaPorta.
- 4-10-DET 39 (14:14) J.Fox punts 44 yards to GB 17, Center-H.Hatten, fair catch by J.Reed.

Timeout at 14:07.

Green Bay Packers at 14:07

- 1-10-GB 17 (14:07) (Shotgun) J.Love pass short middle to C.Watson to GB 31 for 14 yards (B.Joseph). P15
- 1-10-GB 31 (13:50) *PENALTY on GB-Z.Tom, False Start, 5 yards, enforced at GB 31 - No Play.*
- 1-15-GB 26 (13:25) (Shotgun) J.Love pass incomplete deep right to D.Wicks (C.Davis).
- 2-15-GB 26 (13:19) (Shotgun) J.Love pass incomplete deep left to C.Watson [A.McNeill].
- 3-15-GB 26 (13:13) (Shotgun) J.Love pass short middle to C.Brooks to GB 36 for 10 yards (J.Reeves-Maybin).
- 4-5-GB 36 (12:30) (No Huddle, Shotgun) J.Love pass deep right to J.Reed to DET 36 for 28 yards (E.Rakestraw). P16
- 1-10-DET 36 (12:00) (No Huddle, Shotgun) J.Love FUMBLES (Aborted) at DET 40, and recovers at DET 38. J.Love to DET 37 for 1 yard (A.Anzalone).
- 2-11-DET 37 (11:21) (No Huddle, Shotgun) J.Love pass deep right to B.Melton to DET 18 for 19 yards (K.Joseph). P17
- 1-10-DET 18 (10:51) (No Huddle, Shotgun) C.Brooks right guard to DET 9 for 9 yards (B.Joseph). DET-C.Davis was injured during the play.
- 2-1-DET 9 (10:23) (Shotgun) J.Love pass incomplete short right.
- 3-1-DET 9 (10:12) J.Love pass incomplete short right to D.Wicks.
Timeout #1 by GB at 10:07.
- 4-1-DET 9 (10:07) (Shotgun) J.Jacobs up the middle to DET 9 for no gain (T.Nowaske; J.Campbell).

Timeout at 10:03.

Detroit Lions

** Injury Update: DET-J.Reeves-Maybin return is Questionable.

Detroit Lions at 10:03

- 1-10-DET 9 (10:03) J.Gibbs left tackle to DET 12 for 3 yards (Q.Walker; P.Smith).
- 2-7-DET 12 (9:25) J.Gibbs left guard to DET 16 for 4 yards (D.Wyatt).
- 3-3-DET 16 (8:48) (Shotgun) J.Goff pass short middle to A.St. Brown to DET 21 for 5 yards (E.Stokes). P14
- 1-10-DET 21 (8:10) K.Raymond right end to DET 9 for -12 yards (K.Enagbare).
- 2-22-DET 9 (7:27) (Shotgun) J.Goff pass incomplete short right [K.Nixon].
- 3-22-DET 9 (7:20) (Shotgun) J.Goff pass short left to K.Raymond to DET 21 for 12 yards (J.Bullard).
- 4-10-DET 21 (6:32) J.Fox punts 41 yards to GB 38, Center-H.Hatten. J.Reed to GB 45 for 7 yards (T.Nowaske). ** Injury Update: DET-J.Reeves-Maybin has returned to the game.

Timeout at 06:22.

Green Bay Packers at 6:22

- 1-10-GB 45 (6:22) (Shotgun) J.Love pass short left to Em.Wilson to GB 46 for 1 yard (T.Arnold). ** Injury Update: DET-C.Davis has returned to the game.
- 2-9-GB 46 (5:57) (No Huddle, Shotgun) J.Love pass short right to R.Doubs pushed ob at DET 46 for 8 yards (C.Davis).
- 3-1-DET 46 (5:35) (No Huddle) Em.Wilson right end to DET 27 for 19 yards (J.Houston). R18
- 1-10-DET 27 (5:02) (No Huddle, Shotgun) J.Love pass incomplete deep right to C.Watson.
- 2-10-DET 27 (4:57) (Shotgun) J.Love pass short right to T.Kraft to DET 21 for 6 yards (C.Davis, A.Anzalone).
- 3-4-DET 21 (4:31) (No Huddle, Shotgun) J.Love pass incomplete deep left to B.Melton.
PENALTY on DET-A.Robertson, Unsportsmanlike Conduct, 10 yards, enforced at DET 21.
- 1-10-DET 11 (4:26) (Shotgun) J.Love pass incomplete short right to T.Kraft.
- 2-10-DET 11 (4:18) (Shotgun) J.Love pass short middle to T.Kraft to DET 2 for 9 yards (B.Joseph).
- 3-1-DET 2 (3:52) **(No Huddle, Shotgun) Em.Wilson right guard for 2 yards, TOUCHDOWN.** R20
TWO-POINT CONVERSION ATTEMPT. J.Love pass to C.Watson is complete. ATTEMPT SUCCEEDS.

DET 24 GB 14, 9 plays, 55 yards, 1 penalty, 2:33 drive, 11:11 elapsed

B.McManus kicks inside 18 yards from GB 35 to DET 47, out of bounds.

Penalty on GB-B.McManus, Kickoff Out of Bounds, declined.

Detroit Lions at 3:49

- 1-10-DET 47 (3:49) D.Montgomery right end to GB 46 for 7 yards (I.McDuffie; Er.Wilson).
Timeout #2 by GB at 03:42.
- 2-3-GB 46 (3:42) D.Montgomery left guard to GB 44 for 2 yards (X.McKinney; C.Valentine).

Detroit Lions vs Green Bay Packers at Lambeau Field

3-1-GB 44 (2:54) D.Montgomery left end to GB 40 for 4 yards (R.Gary). R15

1-10-GB 40 (2:09) D.Montgomery up the middle to GB 28 for 12 yards (K.Enagbare). R16

Timeout #3 by GB at 02:03.

1-10-GB 28 (2:03) J.Goff pass short middle to D.Montgomery to GB 14 for 14 yards (E.Cooper). P17

Two-Minute Warning

1-10-GB 14 (1:54) J.Goff kneels to GB 15 for -1 yards.

2-11-GB 15 (1:13) J.Goff kneels to GB 15 for no gain.

3-11-GB 15 (:36) J.Goff kneels to GB 16 for -1 yards.

END OF QUARTER

	Score	Time Poss	First Downs				Efficiencies	
			R	P	X	T	3 Down	4 Down
Detroit Lions	24	8:23	2	2	0	4	2/5	0/0
Green Bay Packers	14	6:37	2	3	1	6	2/5	1/2

Miscellaneous Statistics Report

Detroit Lions vs Green Bay Packers
11/3/2024 at Lambeau Field

Ten Longest Plays for Detroit Lions

Yards	Qtr	Play Start	Play Description
26	2	1-10-DET 36	(5:23) J.Goff pass deep middle to A.St. Brown to GB 38 for 26 yards (J.Bullard).
19	1	2-5-GB 41	(4:14) D.Skipper reported in as eligible. J.Goff pass deep middle to S.LaPorta to GB 22 for 19 yards (E.Stokes).
18	3	2-1-GB 42	(11:49) J.Gibbs right tackle to GB 24 for 18 yards (C.Valentine).
15	3	4-1-GB 15	(9:36) (Shotgun) J.Gibbs up the middle for 15 yards, TOUCHDOWN.
14	4	1-10-GB 28	(2:03) J.Goff pass short middle to D.Montgomery to GB 14 for 14 yards (E.Cooper).
12	4	3-22-DET 9	(7:20) (Shotgun) J.Goff pass short left to K.Raymond to DET 21 for 12 yards (J.Bullard).
12	4	1-10-GB 40	(2:09) D.Montgomery up the middle to GB 28 for 12 yards (K.Enagbare).
11	1	2-9-DET 43	(5:18) D.Montgomery left guard to GB 46 for 11 yards (K.Nixon; X.McKinney).
11	2	1-10-DET 9	(12:09) J.Goff pass short left to J.Gibbs pushed ob at DET 20 for 11 yards (Q.Walker).
11	3	1-10-DET 29	(14:53) J.Goff pass short right to A.St. Brown to DET 40 for 11 yards (J.Bullard).

Ten Longest Plays for Green Bay Packers

Yards	Qtr	Play Start	Play Description
41	2	1-10-GB 48	(:14) (Shotgun) J.Love pass deep left to J.Reed to DET 11 for 41 yards (B.Joseph).
37	2	1-10-GB 24	(14:49) (Shotgun) J.Jacobs up the middle to DET 39 for 37 yards (K.Joseph).
32	3	2-6-GB 29	(5:14) (Shotgun) J.Love pass deep right to J.Reed pushed ob at DET 39 for 32 yards (B.Joseph).
28	4	4-5-GB 36	(12:30) (No Huddle, Shotgun) J.Love pass deep right to J.Reed to DET 36 for 28 yards (E.Rakestraw).
19	1	2-15-DET 47	(10:44) J.Love pass deep right to C.Watson pushed ob at DET 28 for 19 yards (C.Davis).
19	4	2-11-DET 37	(11:21) (No Huddle, Shotgun) J.Love pass deep right to B.Melton to DET 18 for 19 yards (K.Joseph).
19	4	3-1-DET 46	(5:35) (No Huddle) Em.Wilson right end to DET 27 for 19 yards (J.Houston).
14	4	1-10-GB 17	(14:07) (Shotgun) J.Love pass short middle to C.Watson to GB 31 for 14 yards (B.Joseph).
13	1	2-1-GB 34	(14:17) (Shotgun) J.Jacobs right end pushed ob at GB 47 for 13 yards (K.Joseph).
13	2	2-5-GB 35	(:23) (Shotgun) J.Love pass short right to C.Brooks to GB 48 for 13 yards (A.Robertson).

Touchdown Scoring Information

		Offense	Defense	Special Teams
VISITOR	Detroit Lions	2	1	0
HOME	Green Bay Packers	1	0	0

Player Scoring Information

Club	Player	TD	Rush TD	Rec TD	KO TD	Punt TD	Int TD	Fum TD	Misc TD	FG	XP	2Pt Rush	2Pt Rec	Sfty	Points
DET	J.Gibbs	0	1	0	0	0	0	0	0	0	0	0	0	0	6
DET	A.St. Brown	0	0	1	0	0	0	0	0	0	0	0	0	0	6
DET	K.Joseph	0	0	0	0	0	1	0	0	0	0	0	0	0	6
DET	J.Bates	0	0	0	0	0	0	0	0	1	3	0	0	0	6
GB	Em.Wilson	0	1	0	0	0	0	0	0	0	0	0	0	0	6
GB	B.McManus	0	0	0	0	0	0	0	0	2	0	0	0	0	6
GB	C.Watson	0	0	0	0	0	0	0	0	0	0	0	1	0	2

Possession Detail

	First Half		Second Half		Game	
	Visitor	Home	Visitor	Home	Visitor	Home
Largest Lead	14	3	21	0	21	3
Drives Leading	2	0	5	0	7	0
Time of Possession Leading	7:15	0:00	16:46	0:00	24:01	0:00
Largest Deficit	-3	-14	0	-21	-3	-21
Drives Trailing	1	4	0	4	1	8
Time of Possession Trailing	7:10	7:41	0:00	13:14	7:10	20:55
Times Score Tied Up		0		0		0
Lead Changes		2		0		2

Playtime Percentage

Percent of playtime per player on offense, defense and special teams (Unofficial)

Detroit Lions					Green Bay Packers							
		Offense	Defense	Special Teams		Offense	Defense	Special Teams				
G.Glasgow	G	57	100%	4	18%	T.Kraft	TE	65	100%	5	23%	
K.Zeitler	G	57	100%	4	18%	R.Walker	T	65	100%	3	14%	
P.Sewell	T	57	100%	4	18%	S.Rhyan	G	65	100%	3	14%	
T.Decker	T	57	100%			Z.Tom	T	65	100%	3	14%	
F.Ragnow	C	57	100%			J.Morgan	T	65	100%	3	14%	
J.Goff	QB	57	100%			J.Love	QB	65	100%			
A.St. Brown	WR	53	93%	1	5%	E.Jenkins	G	65	100%			
S.LaPorta	TE	48	84%	1	5%	R.Doubs	WR	54	83%			
T.Patrick	WR	44	77%			J.Reed	WR	44	68%	4	18%	
B.Wright	TE	34	60%	8	36%	C.Watson	WR	37	57%			
D.Montgomery	RB	32	56%			J.Jacobs	RB	36	55%			
K.Raymond	WR	22	39%	3	14%	D.Wicks	WR	35	54%			
J.Gibbs	RB	22	39%			C.Brooks	RB	17	26%	5	23%	
A.Robinson	WR	11	19%			Em.Wilson	RB	13	20%			
S.Zylstra	TE	9	16%	13	59%	B.Sims	TE	12	18%	5	23%	
D.Skipper	T	4	7%	4	18%	B.Melton	WR	11	17%	6	27%	
C.Reynolds	RB	3	5%	9	41%	J.FitzPatrick	TE	1	2%	5	23%	
I.Williams	WR	3	5%	3	14%	J.Bullard	SS		57	100%	12	55%
K.Joseph	FS		65	100%	4	18%	K.Nixon	CB	57	100%	10	45%
T.Arnold	CB		65	100%	2	9%	X.McKinney	FS	57	100%	8	36%
A.Anzalone	LB		65	100%	1	5%	Q.Walker	LB	57	100%	4	18%
C.Davis	CB		62	95%	1	5%	Er.Wilson	LB	42	74%	15	68%
J.Campbell	LB		60	92%	11	50%	E.Cooper	LB	38	67%	5	23%
A.McNeill	DT		54	83%	4	18%	E.Stokes	CB	37	65%		
L.Onwuzurike	DE		49	75%	3	14%	K.Clark	DT	37	65%		
B.Joseph	SS		41	63%	5	23%	R.Gary	DE	36	63%		
J.Houston	DE		36	55%	9	41%	C.Valentine	CB	35	61%	3	14%
T.Nowaske	LB		35	54%	16	73%	T.Slaton	DT	31	54%	7	32%
A.Muhammad	DE		33	51%	1	5%	D.Wyatt	DT	26	46%		
D.Reader	NT		32	49%	1	5%	L.Van Ness	DE	24	42%	16	73%
A.Robertson	CB		28	43%			K.Enagbare	DE	22	39%	10	45%
B.Branch	SS		24	37%			P.Smith	DE	21	37%		
J.Reeves-Maybin	LB		23	35%	16	73%	I.McDuffie	LB	19	33%	6	27%
P.O'Connor	DE		11	17%	11	50%	K.Brooks	DT	15	26%	8	36%
C.Smith	DT		10	15%	3	14%	C.Wooden	DT	11	19%	4	18%
E.Rakestraw	CB		8	12%	6	27%	A.Mosby	DE	5	9%	12	55%
I.Thomas	LB		8	12%			C.Ballentine	CB			15	68%
B.Niemann	LB		3	5%	17	77%	Z.Anderson	FS			15	68%
K.Vildor	CB		3	5%	9	41%	T.Hopper	LB			13	59%
K.Dorsey	CB				17	77%	K.Oladapo	FS			9	41%
J.Bates	K				9	41%	B.McManus	K			7	32%
A.Beauplan	LB				9	41%	D.Whelan	P			6	27%
L.Strickland	SS				9	41%	M.Orzech	LS			5	23%
J.Fox	P				8	36%	K.Hadden	CB			4	18%
H.Hatten	LS				8	36%						

K,Awosika	T	4	18%	J,Monk	C	3	14%
M,Niese	T	4	18%	K,Telfort	T	3	14%



UPDATED BIOGRAPHIES



JAIRE ALEXANDER

23

CORNERBACK
LOUISVILLE

Seventh NFL Season | Seventh Packers Season



Ht: 5-10 | Wt: 196 | Born: February 9, 1997 | NFL Games Played/Started: 77/75 | Acquired: D1-18

AT A GLANCE

- » Dating back to the start of his career (2018), is tied for No. 1 in the NFL in postseason interceptions (three in seven games).
- » Earned second-team All-Pro Honors from *The Associated Press* in 2022 for the second time (2020), joining Charles Woodson (four) and Herb Adderley (seven) as the only Packers cornerbacks to be named to multiple AP All-Pro teams.
- » Named to his second career Pro Bowl in 2022, becoming the 13th defensive back in franchise history to be named to multiple Pro Bowls.
- » According to Stathread.com, became the sixth Packers defensive back to earn multiple Pro Bowl honors in the first five years of his career and the first since S Nick Collins (2008-09).
- » Named to the All-NFC team by the Pro Football Writers of America in 2020 and 2022.
- » Has led the team in passes defended four times (14 in 2022, 13 in 2020, career-high 23 in 2019, 15 in 2018).
- » Was named to the PFWA's All-Rookie team in 2018, becoming just the second Packers CB to be honored since 1974 (CB Casey Hayward, 2012).
- » Earned second-team All-Atlantic Coast Conference recognition as a sophomore in 2016 after posting a team-high five INTs (tied for No. 11 in the country) along with a career-best 39 tackles (31 solo) and 14 passes defended.

2024 SEASON: Has started all six contests he has played in (missed Weeks 4-5 due to quadricep/groin injuries and missed Week 9 with a knee injury), recording 16 tackles (15 solo), two interceptions (No. 2 on the team), an interception return for a TD, a fumble recovery and seven passes defended (tied for No. 1 on the team)...Tied for No. 8 in the NFL with three takeaways...Became the first Packer with multiple interceptions, an interception return for a TD and four-plus passes defended in the first three games of the season since S Nick Collins and CB Charles Woodson both did it in 2008...**At Philadelphia (Sept. 6):** Played all 76 defensive snaps, posting four tackles (all solo) and a team-best two passes defended, and picked off QB Jalen Hurts early in the fourth quarter in the end zone. It was the second time in his career he registered an interception in Week 1 (2020)...**Vs. Indianapolis (Sept. 15):** Was one of three defenders to play all 56 snaps, posting two tackles (both solo) and a pass defended...**At Tennessee (Sept. 22):** Saw action on 53 of 54 defensive snaps, recording five tackles (four solo), a pass defended and jumped a route to pick off QB Will Levis late in the first quarter and returned it 35 yards for his first career TD...**Vs. Minnesota (Sept. 29):** Inactive (quadricep/groin)...**At L.A. Rams (Oct. 6):** Inactive (groin)...**Vs. Arizona (Oct. 13):** Played 46 defensive snaps, recording a tackle (solo), a pass defended and a fumble recovery when he jumped on a WR Greg Dortch fumble at the Green Bay 22 that was punched out by S Evan Williams late in the third quarter...**Vs. Houston (Oct. 20):** Played 63 of 64 defensive snaps, posting three tackles (all solo) and helping to limit QB C.J. Stroud to a career-low 86 passing yards on 10-of-21 passing for a 58.8 rating...**At Jacksonville (Oct. 27):** One of three Packers to play all 57 defensive snaps, registering a tackle (solo) and leading the team with two passes defended that both came with Jacksonville driving with less than three minutes left in the game...**Vs. Detroit (Nov. 3):** Inactive (knee).

JAIRE ALEXANDER'S NFL REGULAR-SEASON DEFENSIVE STATISTICS

YEAR	TEAM	GP	GS	TACKLES							INTERCEPTIONS							ST			MISC						
				TK	S	A	TFL	YDS	SK	YDS	QBH	NO	YDS	LG	TD	PD	FF	FR	TD	YDS	TK	S	A	FF	FR	S	A
2018	Packers	13	11	76	61	15	3	27	0.5	3.0	1	1	27	27	0	15	0	0	0	0	2	2	0	0	2	0	0
2019	Packers	16	16	63	41	22	2	4	0.0	0.0	0	2	37	37	0	23	1	1	0	0	0	0	0	0	0	0	0
2020	Packers	15	15	51	40	11	2	6	1.0	4.0	1	1	-4	0	0	13	1	0	0	0	0	0	0	0	0	0	0
2021	Packers	4	4	13	9	4	0	0	0.0	0.0	0	1	30	30	0	3	0	0	0	0	0	0	0	0	0	0	0
2022	Packers	16	16	56	43	13	4	11	0.0	0.0	0	5	59	29	0	14	0	0	0	0	0	0	0	0	0	0	0
2023	Packers	7	7	27	23	4	1	2	0.0	0.0	0	0	0	0	0	5	1	0	0	0	0	0	0	0	0	0	0
2024	Packers	6	6	16	15	1	0	0	0.0	0.0	0	2	52	35t	1	7	0	1	0	0	0	0	0	0	0	0	0
NFL TOTALS		77	75	302	232	70	12	50	1.5	7.0	2	12	201	37	1	80	3	2	0	0	2	2	0	0	2	0	0

JAIRE ALEXANDER'S NFL POSTSEASON DEFENSIVE STATISTICS

YEAR	TEAM	GP	GS	TACKLES							INTERCEPTIONS							ST			MISC						
				TK	S	A	TFL	YDS	SK	YDS	QBH	NO	YDS	LG	TD	PD	FF	FR	TD	YDS	TK	S	A	FF	FR	S	A
2019	Packers	2	2	13	10	3	0	0	0.0	0.0	0	0	0	0	0	1	0	0	0	0	0	0	0	0	0	0	0
2020	Packers	2	2	4	3	1	1	3	0.0	0.0	0	2	16	16	0	3	0	0	0	0	0	0	0	0	0	0	0
2021	Packers	1	0	0	0	0	0	0	0.0	0.0	0	0	0	0	0	0	0	0	0	0	0	0	0	0	0	0	0
2023	Packers	2	2	12	7	5	0	0	0.0	0.0	0	1	0	0	0	1	0	0	0	0	0	0	0	0	0	0	0
NFL TOTALS		7	6	29	20	9	1	3	0.0	0.0	0	3	16	16	0	5	0	0	0	0	0	0	0	0	0	0	0

SINGLE-GAME HIGHS: DEFENSIVE

Total Tackles 12 vs. Atlanta Falcons, Dec 09, 2018
 10 vs. Minnesota Vikings, Sep 16, 2018
Solo Tackles 10 vs. Atlanta Falcons, Dec 09, 2018
 7 vs. Dallas Cowboys, Nov 13, 2022
 ...2 more at 7.
Sacks 1.0 at Minnesota Vikings, Sep 13, 2020
 0.5 vs. Minnesota Vikings, Sep 16, 2018
Passes Defensed 5 at Los Angeles Rams, Oct 28, 2018
 4 at Buffalo Bills, Oct 30, 2022
 ...1 more at 4.
Forced Fumbles 1 at Carolina Panthers, Dec 24, 2023
 1 at Chicago Bears, Jan 03, 2021
 ...1 more at 1.

Fumble Recoveries 1 vs. Arizona Cardinals, Oct 13, 2024
 1 vs. Denver Broncos, Sep 22, 2019
Tackles For Loss 2 at Chicago Bears, Dec 04, 2022
 1 vs. New York Giants, Oct 09, 2022
 ...8 more at 1.
Interceptions 1 at Tennessee Titans, Sep 22, 2024
 1 at Philadelphia Eagles, Sep 06, 2024
 ...10 more at 1.
Interception Return Yards 37 at Dallas Cowboys, Oct 06, 2019
 35 at Tennessee Titans, Sep 22, 2024
Safeties 1 at Minnesota Vikings, Sep 13, 2020

2024 GXG REGULAR SEASON (PACKERS)

DATE OPPONENT	P/S	TK	S	A	SK	YDS	INT	PD	FF	FR
09/06 at Eagles	S	4	4	0	0	0.0	1	2	0	0
09/15 Colts	S	2	2	0	0	0.0	0	1	0	0
09/22 at Titans	S	5	4	1	0	0.0	1	1	0	0
09/29 Vikings		INACTIVE/INJURY								
10/06 at Rams		INACTIVE/INJURY								
10/13 Cardinals	S	1	1	0	0	0.0	0	1	0	1
10/20 Texans	S	3	3	0	0	0.0	0	0	0	0
10/27 at Jaguars	S	1	1	0	0	0.0	0	2	0	0
11/03 Lions		INACTIVE/INJURY								
2024 TOTALS	6-6	16	15	1	0	0.0	2	7	0	1

ZAYNE ANDERSON

39

SAFETY
BRIGHAM YOUNG

Second NFL Season | Second Packers Season



Ht: 6-2 | Wt: 206 | Born: January 3, 1997 | NFL Games Played/Started: 26/0 | Acquired: W-23 (Buf.)

AT A GLANCE

- » Claimed off waivers by the Green Bay Packers from the Buffalo Bills after the 2023 training camp and set career highs in games played (10) and special teams tackles (four, tied for No. 4 on the team).
- » Originally signed as an undrafted free agent in 2021 by the Kansas City Chiefs and spent time on the Chiefs' practice squad in 2021-22, appearing in seven games and posting a tackle on special teams during the regular season.
- » Has also played in five postseason contests (two for the Packers and three for the Chiefs), totaling two tackles on special teams and one (solo) on defense.
- » Appeared in 50 games as a linebacker/defensive back at Brigham Young (2015-20), recording 162 tackles. Redshirted in 2018 and medically redshirted in 2019, serving as a team captain both seasons.

2024 SEASON: Has played in all nine games and leads the team with six special teams tackles...**At Philadelphia (Sept. 6):** Appeared on 18 special teams snaps, recording one tackle on kickoff coverage...**Vs. Indianapolis (Sept. 15):** Played 14 snaps on special teams...**At Tennessee (Sept. 22):** Appeared on 19 special teams snaps...**Vs. Minnesota (Sept. 29):** Played 17 snaps on special teams, recording one tackle on kickoff coverage...**At L.A. Rams (Oct. 6):** Appeared on 16 special teams snaps, recording a tackle on kickoff coverage...**Vs. Arizona (Oct. 13):** Played 16 snaps on special teams, recording one tackle on kickoff coverage...**Vs. Houston (Oct. 20):** Appeared on 20 special teams snaps, posting a tackle on punt coverage...**At Jacksonville (Oct. 27):** Played two snaps on defense and 21 on special teams, recording a tackle on punt coverage...**Vs. Detroit (Nov. 3):** Appeared on 15 special teams snaps.

ZAYNE ANDERSON'S NFL REGULAR-SEASON DEFENSIVE STATISTICS

YEAR	TEAM	GP	GS	TACKLES					INTERCEPTIONS								ST			MISC											
				TK	S	A	TFL	YDS	SK	YDS	QBH	NO	YDS	LG	TD	PD	FF	FR	TD	YDS	TK	S	A	FF	FR	S	A				
2021	Chiefs	4	0	0	0	0	0	0	0	0	0	0	0	0	0	0	0	0	0	0	0	0	0	0	1	1	0	0	0	0	0
2022	Chiefs	3	0	0	0	0	0	0	0	0	0	0	0	0	0	0	0	0	0	0	0	0	0	0	0	0	0	0	0	0	0
2023	Packers	10	0	0	0	0	0	0	0	0	0	0	0	0	0	0	0	0	0	0	0	0	0	0	4	3	1	0	0	0	0
2024	Packers	9	0	0	0	0	0	0	0	0	0	0	0	0	0	0	0	0	0	0	0	0	0	0	6	6	0	0	0	0	0
NFL TOTALS		26	0	0	0	0	0	0	0	0	0	0	0	0	0	0	0	0	0	0	0	0	0	0	11	10	1	0	0	0	0

ZAYNE ANDERSON'S NFL POSTSEASON DEFENSIVE STATISTICS

YEAR	TEAM	GP	GS	TACKLES					INTERCEPTIONS								ST			MISC											
				TK	S	A	TFL	YDS	SK	YDS	QBH	NO	YDS	LG	TD	PD	FF	FR	TD	YDS	TK	S	A	FF	FR	S	A				
2021	Chiefs	3	0	0	0	0	0	0	0	0	0	0	0	0	0	0	0	0	0	0	0	0	0	0	1	1	0	0	0	0	0
2023	Packers	2	0	1	1	0	0	0	0	0	0	0	0	0	0	0	0	0	0	0	0	0	0	0	1	1	0	0	0	0	0
NFL TOTALS		5	0	1	1	0	0	0	0	0	0	0	0	0	0	0	0	0	0	0	0	0	0	0	2	2	0	0	0	0	0

SINGLE-GAME HIGHS: SPECIAL TEAMS

- Special Teams Tackles
- 1 at Philadelphia Eagles, Sep 06, 2024
 - 1 vs. Chicago Bears, Jan 07, 2024
 - 1 vs. Los Angeles Chargers, Nov 19, 2023
 - 1 at Pittsburgh Steelers, Nov 12, 2023
 - 1 vs. Los Angeles Rams, Nov 05, 2023
 - ...1 more at 1.

2024 GXG REGULAR SEASON (PACKERS)

DATE	OPPONENT	P/S	TK	S	A	SK	YDS	INT	PD	FF	FR
09/06	at Eagles	P	0	0	0	0	0.0	0	0	0	0
09/15	Colts	P	0	0	0	0	0.0	0	0	0	0
09/22	at Titans	P	0	0	0	0	0.0	0	0	0	0
09/29	Vikings	P	0	0	0	0	0.0	0	0	0	0
10/06	at Rams	P	0	0	0	0	0.0	0	0	0	0
10/13	Cardinals	P	0	0	0	0	0.0	0	0	0	0
10/20	Texans	P	0	0	0	0	0.0	0	0	0	0
10/27	at Jaguars	P	0	0	0	0	0.0	0	0	0	0
11/03	Lions	P	0	0	0	0	0.0	0	0	0	0
2024 TOTALS		9-0	0	0	0	0	0.0	0	0	0	0

COREY BALLENTINE

26

CORNERBACK
WASHBURN

Sixth NFL Season | Third Packers Season



Ht: 5-11 | Wt: 196 | Born: April 13, 1996 | NFL Games Played/Started: 62/11 | Acquired: FA-22

AT A GLANCE

- » Last name is pronounced bal-en-tine.
- » Started each of the last two seasons on the Packers' practice squad and finished on the active roster, playing in eight games in 2022 and seeing action in 14 games with a career-best six starts in 2023 as well as playing in both 2023 postseason contests.
- » Prior to joining the Packers, the former sixth-round pick played for the N.Y. Giants (2019-20), N.Y. Jets (2020) and Detroit Lions (2021) while spending the 2022 offseason and training camp with the Atlanta Falcons.
- » In his first four NFL seasons, recorded 36 tackles (28 solo), two passes defended and a QB hit as well as 15 tackles and a forced fumble on special teams. Also returned 36 kickoffs for 855 yards (23.8 avg.) with a long of 66 yards.
- » Was one of only six players in the league to register a kickoff return of 50-plus yards in both 2019 and 2020.
- » Named the Cliff Harris Award winner as the small-college defensive player of the year as a senior and was the first player from Washburn and one of only three NCAA Division II players to be selected for the 2019 Reese's Senior Bowl.

2024 SEASON: Has played in eight games, making one start and recording two tackles (both solo)...Has posted two tackles on special teams...Was inactive (ankle) for one game (Week 8)...**At Philadelphia (Sept. 6):** Appeared on 18 special teams snaps...**Vs. Indianapolis (Sept. 15):** Played 13 snaps on special teams...**At Tennessee (Sept. 22):** Played one snap on defense and 18 on special teams...**Vs. Minnesota (Sept. 29):** Started in place of injured CB Jaire Alexander (quadriceps/groin), playing 37 snaps on defense and recording two tackles (both solo). Also played seven snaps on special teams...**At L.A. Rams (Oct. 6):** Played two snaps on defense and a team-high 18 on special teams, recording a tackle on punt coverage...**Vs. Arizona (Oct. 13):** Appeared on a team-high 20 special teams snaps and one defensive snap...**Vs. Houston (Oct. 20):** Played two snaps on defense and 20 on special teams, posting a special teams tackle on kickoff coverage...**At Jacksonville (Oct. 27):** Inactive (ankle)...**Vs. Detroit (Nov. 3):** Played 15 snaps on special teams.

COREY BALLENTINE'S NFL REGULAR-SEASON DEFENSIVE STATISTICS

YEAR	TEAM	GP	TACKLES										INTERCEPTIONS										ST			MISC		
			GS	TK	S	A	TFL	YDS	SK	YDS	QBH	NO	YDS	LG	TD	PD	FF	FR	TD	YDS	TK	S	A	FF	FR	S	A	
2019	Giants	13	2	25	20	5	0	0	0.0	0.0	1	0	0	0	0	2	0	0	0	0	1	10	0	0	0	0	0	0
2020	Giants	9	2	10	8	2	0	0	0.0	0.0	0	0	0	0	0	0	0	0	0	0	6	5	1	0	0	0	0	
2020	Jets	6	0	0	0	0	0	0	0.0	0.0	0	0	0	0	0	0	0	0	0	0	4	4	0	0	0	0	0	
2020	TOTAL	15	2	10	8	2	0	0	0.0	0.0	0	0	0	0	0	0	0	0	0	10	9	1	0	0	0	0	0	
2021	Lions	4	0	0	0	0	0	0	0.0	0.0	0	0	0	0	0	0	0	0	0	0	0	0	0	0	0	0	0	
2022	Packers	8	0	1	0	1	0	0	0.0	0.0	0	0	0	0	0	0	0	0	0	0	4	4	0	1	0	0	0	
2023	Packers	14	6	39	27	12	0	0	0.0	0.0	0	1	0	0	7	0	0	0	0	4	13	0	0	0	0	0	0	
2024	Packers	8	1	2	2	0	0	0	0.0	0.0	0	0	0	0	0	0	0	0	0	2	2	0	0	0	0	0	0	
NFL TOTALS		62	11	77	57	20	0	0	0.0	0.0	1	1	0	0	9	0	0	0	0	21	17	4	1	0	0	0	0	

COREY BALLENTINE'S NFL POSTSEASON DEFENSIVE STATISTICS

YEAR	TEAM	GP	TACKLES										INTERCEPTIONS										ST			MISC		
			GS	TK	S	A	TFL	YDS	SK	YDS	QBH	NO	YDS	LG	TD	PD	FF	FR	TD	YDS	TK	S	A	FF	FR	S	A	
2023	Packers	2	0	5	4	1	0	0	0.0	0.0	0	0	0	0	0	0	0	0	0	0	0	0	0	0	0	0	0	0
NFL TOTALS		2	0	5	4	1	0	0	0.0	0.0	0	0	0	0	0	0	0	0	0	0	0	0	0	0	0	0	0	

COREY BALLENTINE'S NFL REGULAR-SEASON RETURN STATISTICS

DATE	TEAM	KICKOFF RETURNS					PUNT RETURNS					
		RET.	YDS.	AVG.	LG	TD	NO.	FC	YDS.	AVG.	LG	TD
2019	Giants	10	256	25.6	52	0	0	0	0	0.0	0	0
2020	Giants	9	191	21.2	28	0	0	0	0	0.0	0	0
2020	Jets	12	314	26.2	66	0	0	0	0	0.0	0	0
2020	TOTAL	21	505	24.0	66	0	0	0	0	0.0	0	0
2021	Lions	4	94	23.5	26	0	0	0	0	0.0	0	0
2022	Packers	1	0	0.0	0	0	0	0	0	0.0	0	0
2023	Packers	0	0	0.0	0	0	0	0	0	0.0	0	0
2024	Packers	0	0	0.0	0	0	1	0	0	0.0	0	0
NFL TOTALS		36	855	23.8	66	0	1	0	0	0.0	0	0

SINGLE-GAME HIGHS: DEFENSIVE

Total Tackles 10 vs. Kansas City Chiefs, Dec 03, 2023
 9 vs. Pittsburgh Steelers, Sep 14, 2020
 ...1 more at 9.

Solo Tackles 8 at Chicago Bears, Nov 24, 2019
 7 vs. Pittsburgh Steelers, Sep 14, 2020

Passes Defensed 3 at Minnesota Vikings, Dec 31, 2023
 2 at Pittsburgh Steelers, Nov 12, 2023

Interceptions 1 at Minnesota Vikings, Dec 31, 2023

Special Teams Tackles 3 vs. Cleveland Browns, Dec 27, 2020
 3 vs. Washington Football Team, Oct 18, 2020

Special Teams Forced Fumbles 1 vs. Dallas Cowboys, Nov 13, 2022

SINGLE-GAME HIGHS: RETURNS

All-Purpose Yards 100 at Seattle Seahawks, Dec 13, 2020
 94 at Chicago Bears, Oct 03, 2021

Kickoff Returns 4 at Chicago Bears, Oct 03, 2021
 3 at Seattle Seahawks, Dec 13, 2020
 ...1 more at 3.

Kickoff Return Yards 100 at Seattle Seahawks, Dec 13, 2020
 94 at Chicago Bears, Oct 03, 2021

Longest Kickoff Return 66 at Seattle Seahawks, Dec 13, 2020
 52 vs. Minnesota Vikings, Oct 06, 2019

Kickoff Return Average 23.5 at Chicago Bears, Oct 03, 2021

Special Teams Tackles 3 vs. Cleveland Browns, Dec 27, 2020
 3 vs. Washington Football Team, Oct 18, 2020

2024 GXG REGULAR SEASON (PACKERS)

DATE	OPPONENT	P/S	TK	S	A	SK	YDS	INT	PD	FF	FR
09/06	at Eagles	P	0	0	0	0.0	0.0	0	0	0	0
09/15	Colts	P	0	0	0	0.0	0.0	0	0	0	0
09/22	at Titans	P	0	0	0	0.0	0.0	0	0	0	0
09/29	Vikings	S	2	2	0	0.0	0.0	0	0	0	0
10/06	at Rams	P	0	0	0	0.0	0.0	0	0	0	0
10/13	Cardinals	P	0	0	0	0.0	0.0	0	0	0	0
10/20	Texans	P	0	0	0	0.0	0.0	0	0	0	0
10/27	at Jaguars	INACTIVE/INJURY									
11/03	Lions	P	0	0	0	0.0	0.0	0	0	0	0
2024 TOTALS		8-1	2	2	0	0.0	0.0	0	0	0	0

CHRIS BROOKS

30

RUNNING BACK
BRIGHAM YOUNG

Second NFL Season | First Packers Season



Ht: 6-1 | Wt: 219 | Born: January 11, 2000 | NFL Games Played/Started: 16/0 | Acquired: FA-24

AT A GLANCE

- » Originally signed by the Miami Dolphins as an undrafted free agent on May 12, 2023. Played in nine games for the Dolphins as a rookie, recording 19 carries for 106 yards (5.6 avg.), and appeared in a postseason contest.
- » Spent four years at the University of California-Berkeley (2018-21) before spending one season at BYU (2022), where he registered 130 carries for 817 yards (6.3 avg.) and six TDs. His rushing average ranked No. 4 in single-season school history.

2024 SEASON: Has appeared in seven games, seeing time on offense and special teams...Has rushed for 53 yards on 13 carries (4.1 avg.) and has four receptions for 29 yards (7.3 avg.)...Has posted one tackle on special teams...Was signed to the Packers' practice squad on Sept. 3 and then was signed to the active roster on Sept. 17...**At Tennessee (Sept. 22):** Played four snaps on offense and three on special teams in his Green Bay debut, carrying the ball three times for 3 yards (1.0 avg.)...**Vs. Minnesota (Sept. 29):** Appeared on six plays on special teams...**At L.A. Rams (Oct. 6):** Played eight snaps on special teams...**Vs. Arizona (Sept. 29):** Appeared on 10 plays on offense and four on special teams, posting a season-high 21 yards rushing on four carries (5.3 avg.), including an 11-yard run with just under two minutes remaining to close out the win...**Vs. Houston (Oct. 20):** Played eight snaps on offense and six on special teams...**At Jacksonville (Oct. 27):** Played 17 snaps on offense and 14 on special teams, rushing for 16 yards on four carries (4.0 avg.), highlighted by an 8-yard run up the middle to pick up a first down with under a minute remaining to help set up Brandon McManus' game-winning 24-yard FG as time expired. Added a tackle on special teams...**Vs. Detroit (Nov. 3):** Appeared on 17 snaps on offense and four on special teams, carrying the ball two times for 13 yards (6.5 avg.) while adding three catches for 28 yards (9.3 avg.).

CHRIS BROOKS' NFL REGULAR-SEASON RUSHING/RECEIVING STATISTICS

DATE	TEAM	RUSHING							RECEIVING				
		GP	GS	NO.	YDS.	AVG.	LG	TD	NO.	YDS.	AVG.	LG	TD
2023	Dolphins	9	0	19	106	5.6	52	0	0	0	0.0	0	0
2024	Packers	7	0	13	53	4.1	11	0	4	29	7.3	13	0
NFL TOTALS		16	0	32	159	5.0	52	0	4	29	7.3	13	0

CHRIS BROOKS' NFL POSTSEASON RUSHING/RECEIVING STATISTICS

DATE	TEAM	RUSHING							RECEIVING				
		GP	GS	NO.	YDS.	AVG.	LG	TD	NO.	YDS.	AVG.	LG	TD
2023	Dolphins	1	0	0	0	0.0	0	0	0	0	0.0	0	0
NFL TOTALS		1	0	0	0	0.0	0	0	0	0	0.0	0	0

SINGLE-GAME HIGHS: RUSHING/RECEIVING

Rush Attempts	9 vs. Denver Broncos, Sep 24, 2023 6 vs. Carolina Panthers, Oct 15, 2023	Receiving Yards	28 vs. Detroit Lions, Nov 03, 2024 1 at Jacksonville Jaguars, Oct 27, 2024
Rushing Yards	66 vs. Denver Broncos, Sep 24, 2023 28 vs. Carolina Panthers, Oct 15, 2023	Receiving Average	9.3 vs. Detroit Lions, Nov 03, 2024
Rushing Average	7.3 vs. Denver Broncos, Sep 24, 2023	Longest Receptions	13 vs. Detroit Lions, Nov 03, 2024 10 vs. Detroit Lions, Nov 03, 2024
Longest Runs	52 vs. Denver Broncos, Sep 24, 2023 28 vs. Carolina Panthers, Oct 15, 2023	All-Purpose Yards	66 vs. Denver Broncos, Sep 24, 2023 41 vs. Detroit Lions, Nov 03, 2024
Receptions	3 vs. Detroit Lions, Nov 03, 2024 1 at Jacksonville Jaguars, Oct 27, 2024	Scrimmage Yards	66 vs. Denver Broncos, Sep 24, 2023 41 vs. Detroit Lions, Nov 03, 2024

2024 GXG REGULAR SEASON (PACKERS)

DATE	OPPONENT	P/S	RUSHING					RECEIVING				
			NO.	YDS.	AVG.	LG	TD	NO.	YDS.	AVG.	LG	TD
09/06	at Eagles											
09/15	Colts											
09/22	at Titans	P	3	3	1.0	3	0	0	0	0.0	0	0
09/29	Vikings	P	0	0	0.0	0	0	0	0	0.0	0	0
10/06	at Rams	P	0	0	0.0	0	0	0	0	0.0	0	0
10/13	Cardinals	P	4	21	5.3	11	0	0	0	0.0	0	0
10/20	Texans	P	0	0	0.0	0	0	0	0	0.0	0	0
10/27	at Jaguars	P	4	16	4.0	8	0	1	1	1.0	1	0
11/03	Lions	P	2	13	6.5	9	0	3	28	9.3	13	0
2024 TOTALS		7-0	13	53	4.1	11	0	4	29	7.3	13	0

KARL BROOKS

94

DEFENSIVE LINEMAN
BOWLING GREEN

Second NFL Season | Second Packers Season



Ht: 6-3 | Wt: 296 | Born: May 8, 2000 | NFL Games Played/Started: 26/0 | Acquired: D6a-23

AT A GLANCE

- » Became the first Packers rookie to register four-plus sacks (four) and multiple fumble recoveries (two) in a season since LB Clay Matthews in 2009 and was one of only two NFL rookies to accomplish that feat during the 2023 season, joining Buccaneers LB YaYa Diaby.
- » Became the first Green Bay rookie with two fumble recoveries in a season since CB Jaire Alexander in 2018.
- » Finished his Bowling Green career with 27½ career sacks to rank No. 3 all-time in program history.
- » Started all 52 games he played in over five seasons (2018-22) and served as a team captain for his final two seasons.
- » Selected first-team All-American by Pro Football Focus, honorable mention All-American by Pro Football Network and first-team All-MAC (PFF, PFN) in 2022 and earned third-team All-MAC honors and honorable mention All-MAC (PFF) in 2021.

2024 SEASON: Has played in all nine games, recording 12 tackles (six solo), 1.5 sacks, a tackle for a loss, four quarterback hits, a forced fumble and a fumble recovery... **At Philadelphia (Sept. 6):** Played 20 snaps on defense, recording a career-high four tackles (two solo). Also appeared on eight special teams snaps... **Vs. Indianapolis (Sept. 15):** Played 23 snaps on defense and three on special teams... **At Tennessee (Sept. 22):** Posted a solo tackle and a QB hit on 26 defensive snaps. Also played two special teams snaps... **Vs. Minnesota (Sept. 29):** Played 27 snaps on defense, recording two tackles (one solo)... **At L.A. Rams (Oct. 6):** Played 46 snaps on defense, posting two tackles (one solo), a career-high 1.5 sacks, a tackle for a loss and three QB hits. Recorded a full sack of QB Matthew Stafford for a loss of 8 yards on third-and-6, forcing the Rams to punt early in the fourth quarter. Split a sack of Stafford with DL Preston Smith for a loss of 7 yards on second-and-5 with 1:17 left to play, forcing the Rams to use their final timeout and into a third-and-long situation. Also saw action on two special teams plays... **Vs. Arizona (Oct. 13):** Appeared on 29 defensive snaps, posting a solo tackle, a forced fumble and a fumble recovery. Tackled QB Kyler Murray and forced him to fumble, recovering the ball at the Arizona 30 in the third quarter... **Vs. Houston (Oct. 20):** Played 22 snaps on defense and five on special teams... **At Jacksonville (Oct. 27):** Recorded two tackles (both assists) on 23 defensive snaps. Also saw action on five special teams snaps... **Vs. Detroit (Nov. 3):** Played 15 snaps on defense and eight on special teams.

KARL BROOKS' NFL REGULAR-SEASON DEFENSIVE STATISTICS

YEAR	TEAM	GP	GS	TACKLES							INTERCEPTIONS							ST			MISC							
				TK	S	A	TFL	YDS	SK	YDS	QBH	NO	YDS	LG	TD	PD	FF	FR	TD	YDS	TK	S	A	FF	FR	S	A	
2023	Packers	17	0	20	12	8	6	34	4.0	31.0	5	0	0	0	0	4	1	2	0	0	0	0	0	0	0	0	0	0
2024	Packers	9	0	12	6	6	1	8	1.5	11.5	4	0	0	0	0	1	1	0	0	0	0	0	0	0	0	0	0	
NFL TOTALS		26	0	32	18	14	7	42	5.5	42.5	9	0	0	0	0	4	2	3	0	0	0	0	0	0	0	0	0	

KARL BROOKS' NFL POSTSEASON DEFENSIVE STATISTICS

YEAR	TEAM	GP	GS	TACKLES							INTERCEPTIONS							ST			MISC						
				TK	S	A	TFL	YDS	SK	YDS	QBH	NO	YDS	LG	TD	PD	FF	FR	TD	YDS	TK	S	A	FF	FR	S	A
2023	Packers	2	0	3	0	3	0	0	0.0	0.0	1	0	0	0	0	0	0	0	0	0	0	0	0	0	0	0	0
NFL TOTALS		2	0	3	0	3	0	0	0.0	0.0	1	0	0	0	0	0	0	0	0	0	0	0	0	0	0	0	

SINGLE-GAME HIGHS: DEFENSIVE

Total Tackles 4 at Philadelphia Eagles, Sep 06, 2024
2 at Jacksonville Jaguars, Oct 27, 2024
...9 more at 2.

Solo Tackles 2 at Philadelphia Eagles, Sep 06, 2024
2 vs. Chicago Bears, Jan 07, 2024
...2 more at 2.

Sacks 1.5 at Los Angeles Rams, Oct 06, 2024
1.0 vs. Chicago Bears, Jan 07, 2024
...3 more at 1.0.

Passes Defensed 2 vs. Los Angeles Rams, Nov 05, 2023
1 vs. Detroit Lions, Sep 28, 2023
...1 more at 1.

Tackles For Loss 2 vs. Chicago Bears, Jan 07, 2024
1 at Los Angeles Rams, Oct 06, 2024
...4 more at 1.

2024 GYG REGULAR SEASON (PACKERS)

DATE	OPPONENT	P/S	TK	S	A	SK	YDS	INT	PD	FF	FR
09/06	at Eagles	P	4	2	2	0	0.0	0	0	0	0
09/15	Colts	P	0	0	0	0	0.0	0	0	0	0
09/22	at Titans	P	1	1	0	0.0	0.0	0	0	0	0
09/29	Vikings	P	2	1	1	0.0	0.0	0	0	0	0
10/06	at Rams	P	2	1	1	1.5	11.5	0	0	0	0
10/13	Cardinals	P	1	1	0	0.0	0.0	0	0	1	1
10/20	Texans	P	0	0	0	0.0	0.0	0	0	0	0
10/27	at Jaguars	P	2	0	2	0.0	0.0	0	0	0	0
11/03	Lions	P	0	0	0	0.0	0.0	0	0	0	0
2024 TOTALS			9-0	12	6	6	1.5	11.5	0	0	1

JAVON BULLARD

20 SAFETY GEORGIA

Rookie



Ht: 5-10 | Wt: 198 | Born: September 5, 2002 | NFL Games Played/Started: 9/7 | Acquired: D2b-24

AT A GLANCE

- » Appeared in 40 games with 22 starts at defensive back for the Bulldogs, finishing his career with 114 tackles (80 solo), eight tackles for a loss, 3½ sacks, four interceptions, 12 passes defended and a fumble recovery.
- » Earned second-team All-Southeastern Conference honors from *The Associated Press* in 2023 after ranking No. 3 on the team with a career-high 56 tackles (39 solo) while adding two INTs and seven passes defended.
- » Was named the Defensive MVP of the 2022 College Football Playoff national title game after posting two INTs and a fumble recovery against TCU.
- » Appeared in 14 contests with 10 starts in 2022, posting 46 tackles (33 solo), a career-high 3½ sacks, a career-best seven tackles for a loss, two INTs and five passes defended.
- » Was a part of Georgia defenses that finished in the top 10 in the nation in scoring defense (No. 5 in both 2022 and 2023) and total defense (No. 9 in both 2022 and 2023) in both of his final two seasons.
- » Selected by the Packers in the second round (No. 58 overall) of the 2024 NFL Draft, just the third defensive back drafted by Green Bay out of the University of Georgia (DB Darryl Jones, fourth round in 1984; CB Eric Stokes, first round in 2021).
- » Was a four-time all-region selection at Baldwin High School (Milledgeville, Ga.), recording a team-high 74 tackles, seven tackles for a loss, 10 passes defended and two sacks as a senior in 2020.

2024 SEASON: Has played in all nine games, making seven starts and recording 47 tackles (31 solo), a tackle for a loss and a pass defended...Ranks No. 3 on the team in tackles...Is tied for No. 3 on the team with four special teams tackles...**At Philadelphia (Sept. 6):** Started and played all 76 snaps on defense in his NFL debut, finishing tied for the team lead with 11 tackles (seven solo). His 11 tackles were the most by a rookie defensive back in the NFL in a season opener since Dolphins CB Xavien Howard (11) in 2016. Also saw action on 15 special teams snaps. Became just the sixth rookie safety to start in Week 1 for the Packers since the 1970 merger and the first since S Darnell Savage at Chicago in 2019...**Vs. Indianapolis (Sept. 15):** Started and played 42 snaps on defense, posting five tackles (three solo) and his first career pass defended. Broke up a pass intended for TE Kylen Granson in the fourth quarter. Also appeared on 12 special teams snaps...**At Tennessee (Sept. 22):** Started and played 49 snaps on defense and 12 on special teams...**Vs. Minnesota (Sept. 29):** Started and played 57 snaps on defense, posting four tackles (two solo) and his first career tackle for a loss. Chased down RB Aaron Jones and tackled him from behind for a loss of 2 yards on a first-down play in the third quarter...**At L.A. Rams (Oct. 6):** Started and played 57 snaps on defense, recording seven tackles (four solo). Also posted a tackle on special teams on kickoff coverage...**Vs. Arizona (Oct. 13):** Started and played 54 snaps on defense, posting seven tackles (six solo). Also saw action on 10 special teams snaps and recorded a tackle on kickoff coverage...**Vs. Houston (Oct. 20):** Played 29 snaps on defense and 12 on special teams, recording four tackles (three solo) on defense...**At Jacksonville (Oct. 27):** Appeared on 49 defensive snaps, recording five tackles (three solo). Also played 15 snaps on special teams, posting a tackle on kickoff coverage...**Vs. Detroit (Nov. 3):** Started and played all 57 snaps on defense, recording four tackles (three solo). Also appeared on 12 special teams plays, posting a tackle on kickoff coverage in the third quarter.

JAVON BULLARD'S NFL REGULAR-SEASON DEFENSIVE STATISTICS

YEAR	TEAM	GP	GS	TK	S	A	TACKLES										INTERCEPTIONS					ST			MISC				
							TFL	YDS	SK	YDS	QBH	NO	YDS	LG	TD	PD	FF	FR	TD	YDS	TK	S	A	FF	FR	S	A		
2024	Packers	9	7	47	31	16	1	2	0.0	0.0	0	0	0	0	0	1	0	0	0	0	0	4	3	1	0	0	0	0	0
NFL TOTALS		9	7	47	31	16	1	2	0.0	0.0	0	0	0	0	0	1	0	0	0	0	4	3	1	0	0	0	0	0	0

SINGLE-GAME HIGHS: DEFENSIVE

Total Tackles 11 at Philadelphia Eagles, Sep 06, 2024
7 vs. Arizona Cardinals, Oct 13, 2024
...1 more at 7.

Solo Tackles 7 at Philadelphia Eagles, Sep 06, 2024
6 vs. Arizona Cardinals, Oct 13, 2024

Passes Defended 1 vs. Indianapolis Colts, Sep 15, 2024

Tackles For Loss 1 vs. Minnesota Vikings, Sep 29, 2024

Special Teams Tackles 1 vs. Detroit Lions, Nov 03, 2024
1 at Jacksonville Jaguars, Oct 27, 2024
...2 more at 1.

2024 GXG REGULAR SEASON (PACKERS)

DATE	OPPONENT	P/S	TK	S	A	SK	YDS	INT	PD	FF	FR
09/06	at Eagles	S	11	7	4	0	0.0	0	0	0	0
09/15	Colts	S	5	3	2	0	0.0	0	1	0	0
09/22	at Titans	S	0	0	0	0	0.0	0	0	0	0
09/29	Vikings	S	4	2	2	0	0.0	0	0	0	0
10/06	at Rams	S	7	4	3	0	0.0	0	0	0	0
10/13	Cardinals	S	7	6	1	0	0.0	0	0	0	0
10/20	Texans	P	4	3	1	0	0.0	0	0	0	0
10/27	at Jaguars	P	5	3	2	0	0.0	0	0	0	0
11/03	Lions	S	4	3	1	0	0.0	0	0	0	0
2024 TOTALS		9-7	47	31	16	0	0.0	0	1	0	0

KENNY CLARK

97

DEFENSIVE LINEMAN
UCLA

Ninth NFL Season | Ninth Packers Season



Ht: 6-3 | Wt: 314 | Born: October 4, 1995 | NFL Games Played/Started: 132/118 | Acquired: D1-16

AT A GLANCE

- Has earned three trips to the Pro Bowl (2019, 2021, 2023), joining Henry Jordan (1960-61, 1963, 1966) as the only Packers defensive tackles to make three-plus Pro Bowls.
- With 34 career sacks, passed DE Vonnie Holiday and LB Nick Perry (32) for No. 10 and LB Bryce Paup (32½) for No. 9 on Green Bay's all-time list (since 1982). Trails LB Tony Bennett (36) for the No. 8 spot on the list.
- Has five career postseason sacks, No. 4 in team history (since 1982) and No. 6 in the NFL from 2019-23.
- Has led or tied for the lead on the defensive line in tackles in seven of his eight years with the Packers.
- His 34 sacks from 2017-23 ranked No. 2 on the team over that span (LB Preston Smith, 41½) and his seven forced fumbles led the Packers.
- Earned third-team All-America honors from *The Associated Press* and first-team All-Pacific-12 recognition from the coaches and media as a junior at UCLA in 2015.

2024 SEASON: Has started all nine contests, posting 20 tackles (11 solo), a fumble recovery, two tackles for a loss and two QB hits, and ranks No. 2 on the team with 15 NextGenStat QB pressures (TruMedia)...With seven career fumble recoveries, is tied for No. 7 among DE, DL, DT since 2016 (Stathead.com)...**At Philadelphia (Sept. 6):** Led the defensive line with 56 snaps played, recording two tackles (one solo) and tied for the team lead with three NGS QB pressures...**Vs. Indianapolis (Sept. 15):** Played 35 defensive snaps, registering three tackles (two solo) and three NGS QB pressures (No. 2 on the team)...**At Tennessee (Sept. 22):** Saw action on 34 defensive snaps, recording a tackle (solo) and a NGS QB pressure...**Vs. Minnesota (Sept. 29):** Led the defensive line with 55 snaps played, posting a season-high four tackles (three solo), two of which were for no gain and one for a gain of a yard. Also posted two NGS QB pressures...**At L.A. Rams (Oct. 6):** Led the defensive line with 51 snaps played, recording two tackles (one solo), two QB hits and two NGS QB pressures. Both QB hits resulted in incompletions...**Vs. Arizona (Oct. 13):** Played 44 defensive snaps to lead the defensive line, registering a tackle (assist), two NGS QB pressures (tied for the team lead) and a fumble recovery when he beat the tackle to the inside to jump on QB Tyler Murray fumble at the Green Bay 21 that happened on a botched exchange with just under six minutes to play in the fourth quarter...**Vs. Houston (Oct. 20):** Led the defensive line with 47 snaps played, recording four tackles (two solo), two tackles for a loss and a NGS QB pressure when he beat the guard inside on a stunt and made QB C.J. Stroud side-step before he was sacked by LB Eric Wilson early in the third quarter. Both TFLs came on first downs and totaled a loss of 3 yards...**At Jacksonville (Oct. 27):** Played 35 defensive snaps and posted three tackles (one solo). Beat the left guard and chased down the line to combine with DL Lukas Van Ness to tackle RB Tank Bigsby for a loss of a yard...**Vs. Detroit (Nov. 3):** Led the defensive line with 37 snaps played, recording an NGS QB pressure when he pushed the guard straight back on the play where DL Arron Mosby and DL Rashan Gary came from each edge to sack QB Jared Goff.

KENNY CLARK'S NFL REGULAR-SEASON DEFENSIVE STATISTICS

YEAR	TEAM	GP	GS	TACKLES							INTERCEPTIONS									
				TK	S	A	TFL	YDS	SK	YDS	QBH	NO	YDS	LG	TD	PD	FF	FR	TD	YDS
2016	Packers	16	2	33	14	19	1	1	0.0	0.0	2	0	0	0	0	2	0	2	0	2
2017	Packers	15	15	78	39	39	6	24	4.5	26.5	6	0	0	0	0	1	2	0	0	0
2018	Packers	13	13	73	46	27	11	48	6.0	43.0	9	0	0	0	0	3	1	2	0	0
2019	Packers	16	16	89	52	37	11	34	6.0	36.5	28	0	0	0	0	0	1	0	0	0
2020	Packers	13	13	42	28	14	3	14	2.0	12.0	6	0	0	0	0	0	0	0	0	0
2021	Packers	16	16	48	27	21	6	34	4.0	46.0	13	0	0	0	0	0	0	1	0	0
2022	Packers	17	17	53	27	26	5	17	4.0	24.0	10	0	0	0	0	0	1	1	0	0
2023	Packers	17	17	44	22	22	9	47	7.5	48.5	16	0	0	0	0	3	2	0	0	0
2024	Packers	9	9	20	11	9	2	3	0.0	0.0	2	0	0	0	0	0	0	1	0	0
NFL TOTALS		132	118	480	266	214	54	222	34.0	236.5	92	0	0	0	0	9	7	7	0	2

KENNY CLARK'S NFL POSTSEASON DEFENSIVE STATISTICS

YEAR	TEAM	GP	GS	TACKLES							INTERCEPTIONS									
				TK	S	A	TFL	YDS	SK	YDS	QBH	NO	YDS	LG	TD	PD	FF	FR	TD	YDS
2016	Packers	3	0	9	5	4	1	2	0.0	0.0	0	0	0	0	0	0	0	0	0	0
2019	Packers	2	2	7	5	2	1	2	1.0	2.0	3	0	0	0	0	0	0	0	0	0
2020	Packers	2	2	11	6	5	2	11	2.5	15.5	3	0	0	0	0	0	0	0	0	0
2021	Packers	1	1	6	4	2	1	6	1.0	6.0	2	0	0	0	0	0	0	0	0	0
2023	Packers	2	2	7	4	3	1	1	0.5	3.5	2	0	0	0	0	0	0	0	0	0
NFL TOTALS		10	7	40	24	16	6	22	5.0	27.0	10	0	0	0	0	0	0	0	0	0

SINGLE-GAME HIGHS: DEFENSIVE

Total Tackles 10 at Washington Redskins, Sep 23, 2018
 10 at Minnesota Vikings, Oct 15, 2017

Solo Tackles 7 vs. Arizona Cardinals, Dec 02, 2018
 7 at Washington Redskins, Sep 23, 2018
 ...1 more at 7.

Sacks 2.0 vs. Tampa Bay Buccaneers, Dec 17, 2023
 2.0 at Tampa Bay Buccaneers, Sep 25, 2022
 ...4 more at 2.0.

Passes Defensed 1 at Minnesota Vikings, Dec 31, 2023
 1 vs. Tampa Bay Buccaneers, Dec 17, 2023
 ...7 more at 1.

Forced Fumbles 1 at Chicago Bears, Sep 10, 2023
 1 vs. Minnesota Vikings, Jan 01, 2023
 ...4 more at 1.

Fumble Recoveries 1 vs. Arizona Cardinals, Oct 13, 2024
 1 vs. Minnesota Vikings, Jan 01, 2023
 ...5 more at 1.

Tackles For Loss 4 at Los Angeles Rams, Oct 28, 2018
 3 vs. Chicago Bears, Dec 15, 2019

Longest Opp Fumble Return 2 vs. New York Giants, Oct 09, 2016

2024 GXG REGULAR SEASON (PACKERS)

DATE OPPONENT	P/S	TK	S	A	SK	YDS	INT	PD	FF	FR
09/06 at Eagles	S	2	1	1	0.0	0.0	0	0	0	0
09/15 Colts	S	3	2	1	0.0	0.0	0	0	0	0
09/22 at Titans	S	1	1	0	0.0	0.0	0	0	0	0
09/29 Vikings	S	4	3	1	0.0	0.0	0	0	0	0
10/06 at Rams	S	2	1	1	0.0	0.0	0	0	0	0
10/13 Cardinals	S	1	0	1	0.0	0.0	0	0	0	1
10/20 Texans	S	4	2	2	0.0	0.0	0	0	0	0
10/27 at Jaguars	S	3	1	2	0.0	0.0	0	0	0	0
11/03 Lions	S	0	0	0	0.0	0.0	0	0	0	0
2024 TOTALS	9-9	20	11	9	0.0	0.0	0	0	0	1

EDGERRIN COOPER

56

LINEBACKER
TEXAS A&M

Rookie



Ht: 6-2 | Wt: 229 | Born: November 17, 2001 | NFL Games Played/Started: 9/1 | Acquired: D2a-24

AT A GLANCE

- ▶ Saw action in 45 games with 21 starts in four seasons (2020-23) at Texas A&M, recording 205 tackles (111 solo), 30½ tackles for a loss, 8½ sacks, 17 QB hurries, two interceptions, eight passes defended, three forced fumbles and two fumble recoveries.
- ▶ Received first-team All-America honors from the Walter Camp Football Foundation, *The Associated Press* and the American Football Coaches Association to become a consensus All-America selection in 2023. Also earned first-team All-America accolades from The Athletic, ESPN and CBS Sports.
- ▶ Earned first-team All-SEC honors from the league's coaches in 2023 and was named the Defensive MVP at the annual team banquet.
- ▶ Played in 23 total games in 2021-22, making nine starts and finishing No. 4 on the team in tackles in each of those seasons with 58 in 2021 and 61 in 2022.
- ▶ Selected by the Packers with the first of two picks in the second round (No. 45 overall) of the 2024 NFL Draft, becoming just the second Texas A&M linebacker to be drafted by Green Bay (Johnny Holland, second round, No. 41 overall, 1987).
- ▶ Was a three-year letterwinner at Covington (La.) High School, where he played running back and linebacker.

2024 SEASON: Has played in all nine games with one start, recording 40 tackles (23 solo), 2.5 sacks, five tackles for a loss, four quarterback hits, two passes defended, a forced fumble and a fumble recovery...Is tied for No. 2 on the team in sacks and is No. 3 on the team in tackles for a loss...Is tied for No. 3 on the team in special teams tackles with four...**At Philadelphia (Sept. 6):** Made his NFL debut, playing 11 snaps on defense and recording three tackles (two solo) and a pass defended. Broke up a pass intended for WR A.J. Brown on the first play of the fourth quarter. Also saw action on seven special teams snaps and made a tackle on kickoff coverage that pinned Philadelphia inside its own 20...**Vs. Indianapolis (Sept. 15):** Appeared on seven defensive snaps, recording a solo tackle. Also played five snaps on special teams...**At Tennessee (Sept. 22):** Played 18 snaps on defense, recording three tackles (all assists), a QB hit and his first career shared sack. Combined with DL Kingsley Enagbare to sack QB Will Levis for a loss of 11 yards on third-and-long, forcing Tennessee to punt in the fourth quarter. Also played six snaps on special teams, recording a tackle on kickoff coverage...**Vs. Minnesota (Sept. 29):** Recorded his first career tackle for a loss and fumble recovery and posted four tackles (all solo) on 21 defensive snaps. In the fourth quarter, recovered QB Sam Darnold's fumble that was forced by CB Keisean Nixon and returned it 4 yards to set up the Packers' offense to score two plays later, making it a one-score game with 10:16 left. On Minnesota's next drive, tackle Darnold for a loss of 5 yards and helped hold the Vikings to just a field goal. Also saw action on five special teams plays...**At L.A. Rams (Oct. 6):** Played 30 snaps on defense, recording five tackles (three solo), his first career full sack, a tackle for a loss and two QB hits. Sacked QB Matthew Stafford for a loss of 9 yards on third-and-long in the second quarter, forcing the Rams to punt. Pressured Stafford on the Rams' final offensive play of the game, a pass on fourth-and-5 that fell incomplete and forced a turnover on downs to seal the game...**Vs. Arizona (Oct. 13):** Recorded a career-high seven tackles (five solo) on 38 defensive snaps. Also played seven snaps on special teams, posting a tackle on kickoff coverage...**Vs. Houston (Oct. 20):** Played 41 snaps on defense, recording three tackles (two solo) and a career-high two tackles for a loss. Tackled RB Joe Mixon for a loss on back-to-back plays on the Texans' final drive of the game to help hold Houston to a field goal. Also saw action on four special teams plays...**At Jacksonville (Oct. 27):** Made his first career start with LB Quay Walker (concussion) sidelined, playing 34 defensive snaps and recording a career-best eight tackles (three solo), a sack, a tackle for a loss, a QB hit, a pass defended and his first career forced fumble. Became the first Green Bay rookie since 2000 to post eight-plus tackles, a sack, a forced fumble and a pass defended in a game. In the fourth quarter, forced QB Trevor Lawrence to fumble when he sacked him, and the ball was recovered by DL Devonte Wyatt at the Jacksonville 5, leading to a Green Bay touchdown two plays later. On the Jaguars' next series, broke up a pass intended for WR Christian Kirk on third-and-long and Jacksonville had to punt. Also saw action on seven special teams plays, recording a tackle on kickoff coverage...**Vs. Detroit (Nov. 3):** Played 38 snaps on defense, recording six tackles (three solo). Also saw action on five special teams plays.

EDGERRIN COOPER'S NFL REGULAR-SEASON DEFENSIVE STATISTICS

YEAR	TEAM	GP	TACKLES										INTERCEPTIONS							ST				MISC			
			GS	TK	S	A	TFL	YDS	SK	YDS	QBH	NO	YDS	LG	TD	PD	FF	FR	TD	YDS	TK	S	A	FF	FR	S	A
2024	Packers	9	1	40	23	17	5	28	2.5	23.5	4	0	0	0	0	2	1	1	0	4	4	3	1	0	0	0	0
NFL TOTALS		9	1	40	23	17	5	28	2.5	23.5	4	0	0	0	0	2	1	1	0	4	4	3	1	0	0	0	0

SINGLE-GAME HIGHS: DEFENSIVE

Total Tackles	8 at Jacksonville Jaguars, Oct 27, 2024	Forced Fumbles	1 at Jacksonville Jaguars, Oct 27, 2024
	7 vs. Arizona Cardinals, Oct 13, 2024	Fumble Recoveries	1 vs. Minnesota Vikings, Sep 29, 2024
Solo Tackles	5 vs. Arizona Cardinals, Oct 13, 2024	Tackles For Loss	2 vs. Houston Texans, Oct 20, 2024
	4 vs. Minnesota Vikings, Sep 29, 2024		1 at Jacksonville Jaguars, Oct 27, 2024
Sacks	1.0 at Jacksonville Jaguars, Oct 27, 2024		...2 more at 1.
	1.0 at Los Angeles Rams, Oct 06, 2024	Special Teams Tackles	1 at Jacksonville Jaguars, Oct 27, 2024
Passes Defensed	1 at Jacksonville Jaguars, Oct 27, 2024		1 vs. Arizona Cardinals, Oct 13, 2024
	1 at Philadelphia Eagles, Sep 06, 2024		...2 more at 1.

2024 GXG REGULAR SEASON (PACKERS)

DATE	OPPONENT	P/S	TK	S	A	SK	YDS	INT	PD	FF	FR
09/06	at Eagles	P	3	2	1.0	0.0	0	1	0	0	0
09/15	Colts	P	1	1	0.0	0.0	0	0	0	0	0
09/22	at Titans	P	3	0	3.0	5.5	0	0	0	0	0
09/29	Vikings	P	4	4	0.0	0.0	0	0	0	1	
10/06	at Rams	P	5	3	2	1.0	9.0	0	0	0	0
10/13	Cardinals	P	7	5	2	0.0	0.0	0	0	0	0
10/20	Texans	P	3	2	1	0.0	0.0	0	0	0	0
10/27	at Jaguars	S	8	3	5	1.0	9.0	0	1	1	0
11/03	Lions	P	6	3	3	0.0	0.0	0	0	0	0
2024 TOTALS		9-1	40	23	17	2.5	23.5	0	2	1	1

BRENTON COX JR.

57

DEFENSIVE LINEMAN
FLORIDA

Second NFL Season | Second Packers Season



Ht: 6-4 | Wt: 250 | Born: January 30, 2000 | NFL Games Played/Started: 4/0 | Acquired: FA-23

AT A GLANCE

- » Was active for five games, playing in four contests, and was inactive (healthy scratch) for the other 12 regular-season games as a rookie in 2023.
- » Originally signed by Green Bay as an undrafted free agent on May 5, 2023.
- » Spent one season at Georgia (2018) and three seasons at Florida (2020-22).
- » Appeared in 46 games with 34 starts during his collegiate career.
- » Registered 137 tackles (69 solo), 34 tackles for a loss, 15½ sacks, 40 QB hurries, 10 passes defended, a forced fumble and a fumble recovery.
- » Earned second-team All-SEC honors from *The Associated Press* after posting 41 tackles (21 solo), 9½ tackles for a loss, four sacks and a team-high 18 QB hurries in his first season at Florida (2020).

2024 SEASON: Has been inactive (healthy scratch) for all nine games.

BRENTON COX JR.'S NFL REGULAR-SEASON DEFENSIVE STATISTICS

YEAR	TEAM	GP	GS	TACKLES							INTERCEPTIONS							ST				MISC				
				TK	S	A	TFL	YDS	SK	YDS	QBH	NO	YDS	LG	TD	PD	FF	FR	TD	YDS	TK	S	A	FF	FR	S
2023	Packers	4	0	0	0	0	0	0	0.0	0.0	0	0	0	0	0	0	0	0	0	0	0	0	0	0	0	0
NFL TOTALS		4	0	0	0	0	0	0	0.0	0.0	0	0	0	0	0	0	0	0	0	0	0	0	0	0	0	0

2024 GXG REGULAR SEASON (PACKERS)

DATE	OPPONENT	P/S	TK	S	A	SK	YDS	INT	PD	FF	FR
09/06	at Eagles										INACTIVE
09/15	Colts										INACTIVE
09/22	at Titans										INACTIVE
09/29	Vikings										INACTIVE
10/06	at Rams										INACTIVE
10/13	Cardinals										INACTIVE
10/20	Texans										INACTIVE
10/27	at Jaguars										INACTIVE
11/03	Lions										INACTIVE
2024 TOTALS			0	0	0	0	0.0	0	0	0	0

TYLER DAVIS

84

TIGHT END
GEORGIA TECH

Fifth NFL Season | Fourth Packers Season



Ht: 6-4 | Wt: 252 | Born: April 2, 1997 | NFL Games Played/Started: 39/1 | Acquired: FA-21 (PS-Ind.)

AT A GLANCE

- » Played in all 17 games with one start in 2022, appearing on a team-high 342 plays on special teams and ranking No. 4 on the club with a career-high 10 tackles on special teams.
- » Appeared in 14 games for the Packers in 2021, recording four catches for 35 yards (8.8 avg.) along with five tackles on special teams.
- » Ranked No. 1 on the Packers in 2021-22 with 15 tackles on special teams over those two seasons.
- » Played in eight games as a rookie for the Jacksonville Jaguars in 2020, seeing time primarily on special teams.
- » Appeared in 48 games with 26 starts during his collegiate career (Connecticut, 2016-18; Georgia Tech, 2019), posting 64 catches for 648 yards (10.1 avg.) and eight TDs.
- » Posted six TD receptions as a junior at Connecticut in 2018, tied for the second most in a season in school history by a tight end.

2024 SEASON: Placed on injured reserve on Aug. 27.

TYLER DAVIS' NFL REGULAR-SEASON RECEIVING STATISTICS

DATE	TEAM	GP	GS	RECEIVING				TD
				NO.	YDS.	AVG.	LG	
2020	Jaguars	8	0	0	0	0.0	0	0
2021	Packers	14	0	4	35	8.8	22	0
2022	Packers	17	1	4	26	6.5	23	0
NFL TOTALS		39	1	8	61	7.6	23	0

TYLER DAVIS' NFL POSTSEASON RECEIVING STATISTICS

DATE	TEAM	GP	GS	RECEIVING				TD
				NO.	YDS.	AVG.	LG	
2021	Packers	1	0	0	0	0.0	0	0
NFL TOTALS		1	0	0	0	0.0	0	0

SINGLE-GAME HIGHS: RECEIVING

Receptions 2 at Tampa Bay Buccaneers, Sep 25, 2022
2 vs. Minnesota Vikings, Jan 02, 2022

Receiving Yards 26 at Tampa Bay Buccaneers, Sep 25, 2022
22 at Baltimore Ravens, Dec 19, 2021

Longest Receptions 23 at Tampa Bay Buccaneers, Sep 25, 2022
22 at Baltimore Ravens, Dec 19, 2021


Special Teams Tackles 2 vs. Minnesota Vikings, Jan 01, 2023
2 vs. Los Angeles Rams, Dec 19, 2022
...1 more at 2.

ANDRE DILLARD

73

TACKLE
WASHINGTON STATE

Sixth NFL Season | First Packers Season



Ht: 6-5 | Wt: 315 | Born: October 3, 1995 | NFL Games Played/Started: 63/19 | Acquired: FA-24

AT A GLANCE

- » Appeared in 16 games with a career-high 10 starts for the Tennessee Titans in 2023, with all 10 starts coming at left tackle.
- » Played in 59 games with 19 starts (18 at LT, one at RT) from 2019-23, spending his first four seasons in the NFL with the Philadelphia Eagles (2019-22).
- » Was selected by the Eagles in the first round (No. 22 overall) of the 2019 NFL Draft, becoming the first-ever Washington State offensive lineman to be drafted in the first round.
- » Earned first-team All-Pacific-12 honors as a senior in 2018 and was part of a line that helped the Cougars rank No. 8 in the nation in sacks allowed (13.0 in 13 games).
- » Helped Washington State rank in the top three in the country in passing yards in each of his final three seasons (No. 1 in 2018, No. 2 in 2017, No. 3 in 2016) as the Cougars ranked No. 1 in the nation in passing yards from 2016-18.

2024 SEASON: Has appeared in four games, seeing action on special teams...Dressed, but did not play in two contests and was inactive (healthy scratch) for three games...**At Philadelphia (Sept. 6):** Dressed, but did not see any action...**Vs. Indianapolis (Sept. 15):** Inactive (healthy scratch)...**At Tennessee (Sept. 22):** Appeared on seven plays on special teams in his Green Bay debut...**Vs. Minnesota (Sept. 29):** Played five snaps on special teams...**At L.A. Rams (Oct. 6):** Appeared on four snaps on special teams...**Vs. Arizona (Oct. 13):** Inactive (healthy scratch)...**Vs. Houston (Oct. 20):** Played three snaps on special teams...**At Jacksonville (Oct. 27):** Inactive (healthy scratch)...**Vs. Detroit (Nov. 3):** Was active, but did not see any action.

ANDRE DILLARD'S NFL REGULAR-SEASON STATISTICS

DATE	TEAM	GP	GS
2019	Eagles	16	4
2021	Eagles	15	5
2022	Eagles	12	0
2023	Titans	16	10
2024	Packers	4	0
NFL TOTALS		63	19

ANDRE DILLARD'S NFL POSTSEASON STATISTICS

DATE	TEAM	GP	GS
2019	Eagles	1	0
2021	Eagles	1	0
2022	Eagles	3	0
NFL TOTALS		5	0

AJ DILLON

28

RUNNING BACK
BOSTON COLLEGE

Fifth NFL Season | Fifth Packers Season



Ht: 6-0 | Wt: 247 | Born: May 2, 1998 | NFL Games Played/Started: 60/11 | Acquired: D2-20

AT A GLANCE

- » Ranked No. 2 on the team with 2,928 yards from scrimmage over the last three seasons (2021-23).
- » Was one of only two running backs in the league (Steelers RB Najee Harris) to rush for 750-plus yards and play in all 17 games in both 2021 and 2022.
- » Led the team with a career-best seven rushing TDs in 2022 despite starting only three games, the most rushing TDs by a Green Bay player with three or fewer starts since RB Vince Workman in 1991 (seven rushing TDs, zero starts).
- » Posted at least one rushing TD in five straight games in 2022 (Weeks 12-13, 15-17), tied for the fourth-longest streak in franchise history.
- » Posted a career-best 124 yards rushing and a career-high two TDs on 21 carries (5.9 avg.) in 2020 vs. Tennessee in Week 16, becoming the first rookie in franchise history to rush for 120-plus yards and two TDs in a game.
- » Was a three-time All-Atlantic Coast Conference first-team selection and finished his career as Boston College's all-time leader in rushing yards (4,238), rushing touchdowns (38) and all-purpose yards (4,618).

2024 SEASON: Placed on injured reserve on Aug. 27.

AJ DILLON'S NFL REGULAR-SEASON RUSHING/RECEIVING STATISTICS

DATE	TEAM	GP	GS	RUSHING					RECEIVING				
				NO.	YDS.	AVG.	LG	TD	NO.	YDS.	AVG.	LG	TD
2020	Packers	11	0	46	242	5.3	30t	2	2	21	10.5	16	0
2021	Packers	17	2	187	803	4.3	36	5	34	313	9.2	50	2
2022	Packers	17	3	186	770	4.1	27	7	28	206	7.4	17	0
2023	Packers	15	6	178	613	3.4	40	2	22	223	10.1	35	0
NFL TOTALS		60	11	597	2,428	4.1	40	16	86	763	8.9	50	2

AJ DILLON'S NFL POSTSEASON RUSHING/RECEIVING STATISTICS

DATE	TEAM	GP	GS	RUSHING					RECEIVING				
				NO.	YDS.	AVG.	LG	TD	NO.	YDS.	AVG.	LG	TD
2020	Packers	2	0	9	44	4.9	9	0	1	13	13.0	13	0
2021	Packers	1	0	7	25	3.6	6t	1	0	0	0.0	0	0
NFL TOTALS		3	0	16	69	4.3	9	1	1	13	13.0	13	0

SINGLE-GAME HIGHS: RUSHING/RECEIVING

Rush Attempts	21 vs. Seattle Seahawks, Nov 14, 2021 21 vs. Tennessee Titans, Dec 27, 2020	Receiving Yards	62 vs. Seattle Seahawks, Nov 14, 2021 49 at Cincinnati Bengals, Oct 10, 2021
Rushing Yards	124 vs. Tennessee Titans, Dec 27, 2020 93 at Chicago Bears, Dec 04, 2022	Receiving Average	12.7 at Detroit Lions, Nov 23, 2023 12.3 at Cincinnati Bengals, Oct 10, 2021
Rushing Average	8.0 at Philadelphia Eagles, Nov 27, 2022 7.8 at Pittsburgh Steelers, Nov 12, 2023	Longest Receptions	50 vs. Seattle Seahawks, Nov 14, 2021 35 at New York Giants, Dec 11, 2023
Longest Runs	40 at Pittsburgh Steelers, Nov 12, 2023 36 at Chicago Bears, Oct 17, 2021	Receiving TDs	1 vs. Los Angeles Rams, Nov 28, 2021 1 at Cincinnati Bengals, Oct 10, 2021
Rushing TDs	2 vs. Los Angeles Rams, Dec 19, 2022 2 vs. Minnesota Vikings, Jan 02, 2022 ...2 more at 2.	Most TDs	2 vs. Los Angeles Rams, Dec 19, 2022 2 vs. Minnesota Vikings, Jan 02, 2022 ...2 more at 2.
Receptions	6 at Minnesota Vikings, Nov 21, 2021 5 vs. Minnesota Vikings, Oct 29, 2023 ...2 more at 5.	Scrimmage Yards	129 vs. Tennessee Titans, Dec 27, 2020 128 vs. Seattle Seahawks, Nov 14, 2021

ROMEO DOUBS

87

WIDE RECEIVER
NEVADA

Third NFL Season | Third Packers Season



Ht: 6-2 | Wt: 204 | Born: April 13, 2000 | NFL Games Played/Started: 38/30 | Acquired: D4a-22

AT A GLANCE

- » Last name is pronounced DOBBS.
- » Is one of only three players in team history to post 100-plus catches, 1,000-plus receiving yards and 10-plus receiving TDs in his first two NFL seasons, joining WRs James Lofton (1978-79) and Sterling Sharpe (1988-89). Was the only player selected in the 2022 NFL Draft to hit those marks in the last two seasons.
- » Was tied for the team lead and tied for No. 8 in the NFL with eight receiving TDs in 2023, including seven receiving TDs in the red zone (No. 4 in the league).
- » Played in 13 games with seven starts as a rookie in 2022 and ranked No. 4 on the team with 42 catches for 425 yards (10.1 avg.) and three TDs (No. 4 on the team).
- » Posted 26 catches in the first six games in 2022, the most in franchise history by a rookie in the team's opening six contests.
- » Earned first-team All-Mountain West honors as a senior at Nevada in 2021 after tying for the conference lead with 11 receiving TDs and ranking No. 2 in receiving yards per game (100.8).
- » Led the Mountain West in receiving yards (1,002) as a junior in 2020 and was tied for the conference lead with nine TD catches. Among players with 50-plus catches, ranked No. 3 in the nation in yards per catch (17.3).

2024 SEASON: Has appeared in eight games with seven starts and ranks No. 2 on the team with 30 receptions for 412 yards (13.7 avg.) and two TDs, with 21 of his catches going for first downs (70.0 pct.)...Was placed on reserve/suspended by the club on Oct. 5 and did not play in Week 5 at the L.A. Rams...**At Philadelphia (Sept. 6):** Started and played 58 of 67 snaps, tying for the team lead with four receptions for 50 yards (12.5 avg.)...**Vs. Indianapolis (Sept. 15):** Started and played 55 of 70 snaps, pacing the team with 62 receiving yards on three catches (20.7 avg.), highlighted by a 39-yard grab on third down over CB Jaylon Jones early in the fourth quarter down to the Indianapolis 16...**At Tennessee (Sept. 22):** Started and played 46 of 63 snaps, posting an 18-yard reception...**Vs. Minnesota (Sept. 29):** Started and played 65 of 76 snaps, hauling in four passes for 39 yards (9.8 avg.)...**Vs. Arizona (Oct. 13):** Played 54 of 73 snaps, catching three passes for 49 yards (16.3 avg.) and two TDs to match his career high (at Chicago on Sept. 10, 2023). Hauled in a 10-yard TD catch early in the second quarter and added another late in the third quarter when he made a 20-yard grab...**Vs. Houston (Oct. 20):** Started and played 48 of 58 snaps, leading the team with a season-high eight catches for a season-best 94 yards (11.8 avg.). Posted a career-high six receiving first downs, including a pair of key catches (12, 6 yards) on Green Bay's game-winning drive...**At Jacksonville (Oct. 27):** Started and played 59 of 70 snaps, hauling in three passes for 72 yards (24.0 avg.) with a career-high three explosive catches (29, 25, 18)...**Vs. Detroit (Nov. 3):** Started and played 54 of 65 snaps, catching four passes for 28 yards (7.0 avg.).

ROMEO DOUBS' NFL REGULAR-SEASON RUSHING/RECEIVING STATISTICS

DATE	TEAM	GP	GS	RECEIVING				RUSHING					
				NO.	YDS.	AVG.	LG	TD	NO.	YDS.	AVG.	LG	TD
2022	Packers	13	7	42	425	10.1	26	3	1	11	11.0	11	0
2023	Packers	17	16	59	674	11.4	36	8	0	0	0.0	0	0
2024	Packers	8	7	30	412	13.7	39	2	0	0	0.0	0	0
NFL TOTALS		38	30	131	1,511	11.5	39	13	1	11	11.0	11	0

ROMEO DOUBS' NFL POSTSEASON RUSHING/RECEIVING STATISTICS

DATE	TEAM	GP	GS	RECEIVING				RUSHING					
				NO.	YDS.	AVG.	LG	TD	NO.	YDS.	AVG.	LG	TD
2023	Packers	2	2	10	234	23.4	46	1	0	0	0.0	0	0
NFL TOTALS		2	2	10	234	23.4	46	1	0	0	0.0	0	0

SINGLE-GAME HIGHS: RECEIVING

Receptions	9 vs. Detroit Lions, Sep 28, 2023	Longest Receptions	39 vs. Indianapolis Colts, Sep 15, 2024
	8 vs. Houston Texans, Oct 20, 2024 ...1 more at 8.		36 at Carolina Panthers, Dec 24, 2023
Receiving Yards	95 vs. Detroit Lions, Sep 28, 2023	Receiving TDs	2 vs. Arizona Cardinals, Oct 13, 2024
	94 vs. Houston Texans, Oct 20, 2024		2 at Chicago Bears, Sep 10, 2023
Receiving Average	24.0 at Jacksonville Jaguars, Oct 27, 2024	Scrimmage Yards	95 vs. Detroit Lions, Sep 28, 2023
	20.7 vs. Indianapolis Colts, Sep 15, 2024		94 vs. Houston Texans, Oct 20, 2024

2024 GXG REGULAR SEASON (PACKERS)

DATE	OPPONENT	P/S	RECEIVING				RUSHING					
			NO.	YDS.	AVG.	LG	TD	NO.	YDS.	AVG.	LG	TD
09/06	at Eagles	S	4	50	12.5	19	0	0	0	0.0	0	0
09/15	Colts	S	3	62	20.7	39	0	0	0	0.0	0	0
09/22	at Titans	S	1	18	18.0	18	0	0	0	0.0	0	0
09/29	Vikings	S	4	39	9.8	20	0	0	0	0.0	0	0
10/06	at Rams		DID NOT PLAY									
10/13	Cardinals	P	3	49	16.3	20t	2	0	0	0.0	0	0
10/20	Texans	S	8	94	11.8	23	0	0	0	0.0	0	0
10/27	at Jaguars	S	3	72	24.0	29	0	0	0	0.0	0	0
11/03	Lions	S	4	28	7.0	8	0	0	0	0.0	0	0
2024 TOTALS		8-7	30	412	13.7	39	2	0	0	0.0	0	0

KINGSLEY ENAGBARE

55

DEFENSIVE LINEMAN
SOUTH CAROLINA

Third NFL Season | Third Packers Season



Ht: 6-4 | Wt: 258 | Born: January 18, 2000 | NFL Games Played/Started: 43/11 | Acquired: D5-22

AT A GLANCE

- » Last name is pronounced ee-nag-BAR-ee.
- » One of five players on Green Bay's defense to play in all 34 regular-season games in 2022-23.
- » Saw action in all 17 games with four starts in his second season (2023) and recorded a career-high 35 tackles (25 solo), two sacks, eight tackles for a loss (tied for No. 2 on the team), six quarterback hits, a pass defended, a forced fumble and a fumble recovery.
- » Played in all 17 games with seven starts as a rookie in 2022, registering 31 tackles (18 solo), three sacks, five tackles for a loss, eight QB hits and three passes defended.
- » Earned first-team All-Southeastern Conference honors and third-team All-America recognition from Pro Football Focus as a senior in 2021 after leading the team in tackles for a loss (seven), sacks (4½) and QB hurries (11).
- » Finished his junior season (2020) with a career-high six sacks on his way to earning first-team All-SEC honors from the coaches and second-team recognition from *The Associated Press*.

2024 SEASON: Has played in all nine games, recording 19 tackles (seven solo), two tackles for a loss, 1.5 sacks, three quarterback hits and a career-high and team-leading two forced fumbles... **At Philadelphia (Sept. 6):** Played 30 snaps on defense and 17 on special teams... **Vs. Indianapolis (Sept. 15):** Appeared on 31 defensive snaps, recording an assisted tackle when he helped CB Carrington Valentine take down RB Jonathan Taylor after a gain of only 2 yards... **At Tennessee (Sept. 22):** Posted a season-high four tackles (one solo), a career-high 1.5 sacks, a tackle for a loss, two QB hits and a forced fumble on 22 defensive snaps. Sacked QB Will Levis and forced a fumble late in the third quarter, which was recovered by DL Lukas Van Ness. Split a sack of Levis with LB Edgerrin Cooper for a loss of 11 yards on third-and-long, forcing the Titans to punt midway through the fourth quarter. Also saw action on 11 special teams snaps... **Vs. Minnesota (Sept. 29):** Played 23 snaps on defense and 12 on special teams... **At L.A. Rams (Oct. 6):** Played 28 defensive snaps, posting three tackles (one solo), a QB hit and a forced fumble. Forced RB Kyren Williams to fumble on a run up the middle and S Xavier McKinney recovered the ball, returning it 7 yards and setting up a Green Bay TD two plays later. Also saw action on 10 special teams plays... **Vs. Arizona (Oct. 13):** Played 27 snaps on defense and nine on special teams, recording a solo tackle on defense... **Vs. Houston (Oct. 20):** Played 36 snaps on defense, posting four tackles (two solo). Also saw action on 15 special teams plays... **At Jacksonville (Oct. 27):** Appeared on 24 defensive snaps, recording two tackles (both assists). Also played 15 snaps on special teams... **Vs. Detroit (Nov. 3):** Played 22 snaps on defense, recording four tackles (two solo) and a tackle for a loss. Tackled WR Kalif Raymond for a loss of 12 yards on a double-reverse play in the fourth quarter. Also saw action on 10 special teams snaps.

KINGSLEY ENAGBARE'S NFL REGULAR-SEASON DEFENSIVE STATISTICS

YEAR	TEAM	GP	TACKLES										INTERCEPTIONS							ST				MISC				
			GS	TK	S	A	TFL	YDS	SK	YDS	QBH	NO	YDS	LG	TD	PD	FF	FR	TD	YDS	TK	S	A	FF	FR	S	A	
2022	Packers	17	7	31	18	13	5	17	3.0	8.0	8	0	0	0	3	0	0	0	0	0	0	0	0	0	0	0	0	0
2023	Packers	17	4	35	25	10	8	15	2.0	9.0	6	0	0	0	1	1	1	0	0	2	2	0	0	0	0	0	0	
2024	Packers	9	0	19	7	12	2	26	1.5	19.5	3	0	0	0	0	2	0	0	0	0	0	0	0	0	0	0	0	
NFL TOTALS		43	11	85	50	35	15	58	6.5	36.5	17	0	0	0	4	3	1	0	0	2	2	0	0	0	0	0	0	

KINGSLEY ENAGBARE'S NFL POSTSEASON DEFENSIVE STATISTICS

YEAR	TEAM	GP	TACKLES										INTERCEPTIONS							ST				MISC				
			GS	TK	S	A	TFL	YDS	SK	YDS	QBH	NO	YDS	LG	TD	PD	FF	FR	TD	YDS	TK	S	A	FF	FR	S	A	
2023	Packers	1	0	1	1	0	0	0	0.0	0.0	2	0	0	0	0	0	0	0	0	0	0	0	0	0	0	0	0	0
NFL TOTALS		1	0	1	1	0	0	0	0.0	0.0	2	0	0	0	0	0	0	0	0	0	0	0	0	0	0	0	0	

SINGLE-GAME HIGHS: DEFENSIVE

Total Tackles	7 at Philadelphia Eagles, Nov 27, 2022 5 vs. Detroit Lions, Sep 28, 2023 ...1 more at 5.	Forced Fumbles	1 at Los Angeles Rams, Oct 06, 2024 1 at Tennessee Titans, Sep 22, 2024 ...1 more at 1.
Solo Tackles	4 vs. Detroit Lions, Sep 28, 2023 3 vs. New Orleans Saints, Sep 24, 2023 ...2 more at 3.	Tackles For Loss	2 vs. Chicago Bears, Jan 07, 2024 2 at Las Vegas Raiders, Oct 09, 2023 ...1 more at 2.
Sacks	1.5 at Tennessee Titans, Sep 22, 2024 1.0 vs. Tampa Bay Buccaneers, Dec 17, 2023 1.0 at Las Vegas Raiders, Oct 09, 2023 ...3 more at 1.0.	Special Teams Tackles	1 at Denver Broncos, Oct 22, 2023 1 at Atlanta Falcons, Sep 17, 2023
Passes Defended	1 at Chicago Bears, Sep 10, 2023 1 at Miami Dolphins, Dec 25, 2022 ...2 more at 1.		


2024 GXG REGULAR SEASON (PACKERS)

DATE	OPPONENT	P/S	TK	S	A	SK	YDS	INT	PD	FF	FR
09/06	at Eagles	P	0	0	0	0.0	0.0	0	0	0	0
09/15	Colts	P	1	0	1	0.0	0.0	0	0	0	0
09/22	at Titans	P	4	1	3	1.5	19.5	0	0	1	0
09/29	Vikings	P	0	0	0	0.0	0.0	0	0	0	0
10/06	at Rams	P	3	1	2	0.0	0.0	0	0	1	0
10/13	Cardinals	P	1	1	0	0.0	0.0	0	0	0	0
10/20	Texans	P	4	2	2	0.0	0.0	0	0	0	0
10/27	at Jaguars	P	2	0	2	0.0	0.0	0	0	0	0
11/03	Lions	P	4	2	2	0.0	0.0	0	0	0	0
2024 TOTALS		9-0	19	7	12	1.5	19.5	0	0	2	0

JOHN FITZPATRICK

86

TIGHT END
GEORGIA



Third NFL Season | First Packers Season



Ht: 6-7 | Wt: 262 | Born: March 9, 2000 | NFL Games Played/Started: 11/0 | Acquired: FA-24 (PS-Atl.)

AT A GLANCE

- » Appeared in nine games for the Atlanta Falcons in 2023, posting a 12-yard reception.
- » Spent his entire rookie season (2022) on injured reserve after being drafted by the Falcons in the sixth round (No. 213 overall) of the 2022 NFL Draft.
- » Played in 38 games with 13 starts in three seasons at Georgia (2019-21) after redshirting in 2018, recording 17 catches for 200 yards (11.8 avg.) and a TD.

2024 SEASON: Has played in two games and has been inactive (healthy scratch) for two contests...Was signed to Green Bay's active roster from the Atlanta Falcons' practice squad on Oct. 11...**Vs. Arizona (Oct. 13):** Inactive (healthy scratch)...**Vs. Houston (Oct. 20):** Inactive (healthy scratch)...**At Jacksonville (Oct. 27):** Made his Green Bay debut, appearing on six plays on offense and six plays on special teams...**Vs. Detroit (Nov. 3):** Played one snap on offense and five on special teams.

JOHN FITZPATRICK'S NFL REGULAR-SEASON RUSHING/RECEIVING STATISTICS

DATE	TEAM	GP	GS	RECEIVING					RUSHING				
				NO.	YDS.	AVG.	LG	TD	NO.	YDS.	AVG.	LG	TD
2023	Falcons	9	0	1	12	12.0	12	0	0	0	0.0	0	0
2024	Packers	2	0	0	0	0.0	0	0	0	0	0.0	0	0
NFL TOTALS		11	0	1	12	12.0	12	0	0	0	0.0	0	0

SINGLE-GAME HIGHS: RECEIVING

Receptions 1 at New Orleans Saints, Jan 07, 2024
 Receiving Yards 12 at New Orleans Saints, Jan 07, 2024
 Longest Receptions 12 at New Orleans Saints, Jan 07, 2024
 All-Purpose Yards 12 at New Orleans Saints, Jan 07, 2024

Special Teams Tackles 2 at Tennessee Titans, Oct 29, 2023
 1 at Detroit Lions, Sep 24, 2023
 Miscellaneous Tackles 1 at New Orleans Saints, Jan 07, 2024
 Scrimmage Yards 12 at New Orleans Saints, Jan 07, 2024

2024 GXG REGULAR SEASON (FALCONS/PACKERS)

DATE	OPPONENT	P/S	RECEIVING					RUSHING					
			NO.	YDS.	AVG.	LG	TD	NO.	YDS.	AVG.	LG	TD	
09/08	Steelers												
09/16	at Eagles												
09/22	Chiefs												
09/29	Saints												
10/03	Buccaneers												
Went from Falcons to Packers .													
10/13	Cardinals												
10/20	Texans												
10/27	at Jaguars	P	0	0	0.0	0	0	0	0	0.0	0	0	
11/03	Lions	P	0	0	0.0	0	0	0	0	0.0	0	0	
2024 TOTALS		2-0	0	0	0.0	0	0	0	0	0.0	0	0	

RASHAN GARY

52

DEFENSIVE LINEMAN
MICHIGAN

Sixth NFL Season | Sixth Packers Season



Ht: 6-5 | Wt: 277 | Born: December 3, 1997 | NFL Games Played/Started: 82/51 | Acquired: D1a-19

AT A GLANCE

- » In 2023, was one of four NFL players with nine-plus sacks (nine), two-plus forced fumbles (two) and two-plus fumble recoveries (two) during the regular season.
- » From 2020-23, ranked in the top 10 among NFL linebackers in fumble recoveries (five, t-No. 4), QB hits per game (1.28, No. 5), QB hits (73, No. 7), sacks (29.5, t-No. 9), sacks per game (0.52, No. 9) and NextGenStats QB pressures (73, No. 10), according to TruMedia.
- » Started nine contests in 2022 before a knee injury ended his season. From Weeks 1-9, ranked in the top 10 among NFL linebackers in QB hits (12, t-No. 6), sacks (six, t-No. 8) and pressures (27, No. 9) according to TruMedia.
- » Led the team in both sacks (9½) and QB hits (28, No. 7 in the NFL) in 2021 and finished No. 5 among NFL LBs with 53 QB pressures according to NFL Next Gen Stats.
- » Finished No. 2 on the team with five sacks and tied for No. 2 on the team with 11 QB hits in 2020. Also appeared in both postseason contests, finishing with 1½ sacks (No. 2 on the team) and three QB hits (tied for No. 1 on the team).
- » Earned first-team All-Big Ten recognition from the league's coaches as a sophomore and as a junior at the University of Michigan, also earning second-team honors from *The Associated Press* in both of those seasons.

2024 SEASON: Has started all nine contests, recording 24 tackles (12 solo), three tackles for a loss, 2.5 sacks (tied for No. 2 on the team), eight QB hits (No. 1 on the team) and a pass defended. Leads the team with 28 NextGenStat QB pressures (TruMedia)...**At Philadelphia (Sept. 6):** Played 49 defensive snaps, contributing three tackles (one solo), two QB hits, three NGS QB pressures, a tackle for a loss, a pass defended and beat T Lane Johnson around the corner to sack QB Jalen Hurts for a loss of 6 yards on a third-and-8 early in the third quarter to force a punt...**vs. Indianapolis (Sept. 15):** Led the defensive line with 37 snaps played and finished No. 3 on the team with two NGS QB pressures...**At Tennessee (Sept. 22):** Led the defensive line with 37 snaps played and posted two tackles (one solo) and tied for the team lead with four NGS QB pressures. On three of his four pressures, the Packers recorded a sack and the other led to an incompletion...**vs. Minnesota (Sept. 29):** Saw action on 45 defensive plays, recording four tackles (all solo) and tying for No. 2 on the team with two NGS QB pressures. All four tackles were within 3 yards of the line of scrimmage, including chasing down RB Aaron Jones outside for no gain on a third-and-1 at the Green Bay 4-yard line with just over three minutes to play in the game. The Packers stopped the Vikings on the ensuing play for a turnover on downs...**At L.A. Rams (Oct. 6):** Played 49 defensive snaps, registering two tackles (one solo) and tying for the team lead with three NGS QB pressures, which resulted in two incompletions, one on a third down and one on a fourth down, and a third-down sack by DL Karl Brooks...**vs. Arizona (Oct. 13):** Saw action on 38 defensive snaps and finished with three tackles (one solo), a QB hit and two NGS QB pressures...**vs. Houston (Oct. 20):** Played 38 defensive snaps, posting a season-high five tackles (two solo), three QB hits, seven NGS QB pressures and a sack. Two of the pressures came in the first quarter with Houston in the red zone and both resulted in incompletions on second and third down, forcing a field goal. The seven NGS pressures were the most of his career and the most by a Packer since DL Kenny Clark registered seven in Week 12 last season at Detroit...**At Jacksonville (Oct. 27):** Led the defensive line with 36 snaps played, recording a tackle (solo), a QB hit and a team-best three NGS QB pressures. Two of the three pressures resulted in gains of 2 yards and the other was an incompletion on a third-and-11 early in the fourth quarter...**vs. Detroit (Nov. 3):** Saw action on 36 defensive snaps, registering four tackles (two solo), a half-sack, a QB hit, a tackle for a loss and two NGS QB pressures. Bull-rushed from the edge and met DL Arron Mosby to split a sack of QB Jared Goff on a third-and-8 with just over 10 minutes to play in the second quarter. Other pressure came on third-and-9 with over a minute in the second quarter and the play resulted in an incompletion, forcing a field goal.

RASHAN GARY'S NFL REGULAR-SEASON DEFENSIVE STATISTICS

YEAR	TEAM	GP	GS	TK	TACKLES					INTERCEPTIONS											ST				MISC													
					S	A	TFL	YDS	SK	YDS	QBH	NO	YDS	LG	TD	PD	FF	FR	TD	YDS	TK	S	A	FF	FR	S	A											
2019	Packers	16	0	30	14	16	3	16	2.0	13.0	7	0	0	0	0	0	1	0	0	0	0	0	0	0	0	0	0	0	0	0	0	0	0	0	0			
2020	Packers	15	4	35	19	16	5	27	5.0	31.0	11	0	0	0	0	1	0	1	0	1	0	0	0	0	0	0	0	0	0	0	0	0	0	0	0	0		
2021	Packers	16	16	47	27	20	8	52	9.5	71.0	28	0	0	0	0	2	1	0	0	0	0	0	0	0	0	0	0	0	0	0	0	0	0	0	0	0	0	
2022	Packers	9	9	32	21	11	7	41	6.0	45.0	12	0	0	0	0	1	1	1	0	0	0	0	0	0	0	0	0	0	0	0	0	0	0	0	0	0	0	0
2023	Packers	17	13	44	23	21	7	46	9.0	47.5	22	0	0	0	0	2	2	2	0	0	0	0	0	0	0	0	0	0	0	0	0	0	0	0	0	0	0	0
2024	Packers	9	9	24	12	12	3	14	2.5	16.0	8	0	0	0	0	1	2	0	0	0	0	0	0	0	0	0	0	0	0	0	0	0	0	0	0	0	0	0
NFL TOTALS		82	51	212	116	96	33	196	34.0	223.5	88	0	0	0	0	5	5	6	0	1	0	0	0	0	0	0	0	0	0	0	0	0	0	0	0	0	0	0

RASHAN GARY'S NFL POSTSEASON DEFENSIVE STATISTICS

YEAR	TEAM	GP	GS	TK	TACKLES					INTERCEPTIONS											ST				MISC																
					S	A	TFL	YDS	SK	YDS	QBH	NO	YDS	LG	TD	PD	FF	FR	TD	YDS	TK	S	A	FF	FR	S	A														
2019	Packers	2	0	2	0	2	0	0	0.0	0.0	0	0	0	0	0	0	0	0	0	0	0	0	0	0	0	0	0	0	0	0	0	0	0	0	0	0	0	0	0	0	
2020	Packers	2	0	5	3	2	1	4	1.5	8.5	3	0	0	0	0	0	0	0	0	0	0	0	0	0	0	0	0	0	0	0	0	0	0	0	0	0	0	0	0	0	0
2021	Packers	1	1	4	4	0	3	10	2.0	10.0	3	0	0	0	0	0	0	0	0	0	0	0	0	0	0	0	0	0	0	0	0	0	0	0	0	0	0	0	0	0	0
2023	Packers	2	2	5	1	4	0	0	0.0	0.0	2	0	0	0	0	0	0	0	0	0	0	0	0	0	0	0	0	0	0	0	0	0	0	0	0	0	0	0	0	0	0
NFL TOTALS		7	3	16	8	8	4	14	3.5	18.5	8	0	0	0	0	0	0	0	0	0	0	0	0	0	0	0	0	0	0	0	0	0	0	0	0	0	0	0	0	0	

SINGLE-GAME HIGHS: DEFENSIVE

Total Tackles 7 at Detroit Lions, Nov 23, 2023
 7 vs. New England Patriots, Oct 02, 2022
 ...2 more at 7.

Solo Tackles 5 at Detroit Lions, Nov 23, 2023
 4 vs. Minnesota Vikings, Sep 29, 2024
 ...3 more at 4.

Sacks 3.0 at Detroit Lions, Nov 23, 2023
 3.0 vs. New Orleans Saints, Sep 24, 2023

Passes Defensed 1 at Philadelphia Eagles, Sep 06, 2024
 1 vs. Chicago Bears, Jan 07, 2024
 ...3 more at 1.

Forced Fumbles 2 at Detroit Lions, Nov 23, 2023
 1 vs. New England Patriots, Oct 02, 2022
 ...2 more at 1.

Fumble Recoveries 1 at Detroit Lions, Nov 23, 2023
 1 vs. Los Angeles Chargers, Nov 19, 2023
 ...4 more at 1.

Tackles For Loss 3 vs. New Orleans Saints, Sep 24, 2023
 2 vs. New York Jets, Oct 16, 2022
 ...3 more at 2.

Longest Opp Fumble Return 1 at Chicago Bears, Jan 03, 2021

2024 GXG REGULAR SEASON (PACKERS)

DATE OPPONENT	P/S	TK	S	A	SK	YDS	INT	PD	FF	FR
09/06 at Eagles	S	3	1	2	1.0	6.0	0	1	0	0
09/15 Colts	S	0	0	0	0.0	0.0	0	0	0	0
09/22 at Titans	S	2	1	1	0.0	0.0	0	0	0	0
09/29 Vikings	S	4	4	0	0.0	0.0	0	0	0	0
10/06 at Rams	S	2	1	1	0.0	0.0	0	0	0	0
10/13 Cardinals	S	3	1	2	0.0	0.0	0	0	0	0
10/20 Texans	S	5	1	4	1.0	6.0	0	0	0	0
10/27 at Jaguars	S	1	1	0	0.0	0.0	0	0	0	0
11/03 Lions	S	4	2	2	0.5	4.0	0	0	0	0
2024 TOTALS	9-9	24	12	12	2.5	16.0	0	1	0	0

TRAVIS GLOVER 79

TACKLE
GEORGIA STATE

Rookie



Ht: 6-6 | Wt: 317 | Born: August 17, 2000 | Acquired: D6-24

AT A GLANCE

- » Played in 59 games with 57 starts (35 at left tackle, 18 at right tackle and four at left guard) in five seasons at Georgia State (2019-23).
- » Made 45 consecutive starts to begin his career at Georgia State from 2019-2022 before missing a game due to injury late in the 2022 season.
- » Earned first-team All-Sun Belt Conference honors from the coaches and media as a senior in 2023.
- » Was named to the FWAA-Shaun Alexander Freshman All-America team in 2019, joining WR Penny Hart (2015) as the only honorees in program history.
- » Helped the Panthers to four bowl games in five seasons while being part of an offense that set single-season program records in multiple categories during his career.
- » Helped Georgia State rank No. 8 in the nation in rushing (209.2 ypg) from 2021-23.
- » Earned first-team all-state honors from the *Atlanta Journal-Constitution* and the Georgia Sportswriters Association and first-team All-Region 4-A recognition after helping Dooly County reach the state playoffs as a senior.

2024 SEASON: Has been inactive (healthy scratch) for all nine games.

RALEN GOFORTH

44

LINEBACKER
WASHINGTON

Rookie



Ht: 6-1 | Wt: 227 | Born: November 2, 2000 | Acquired: FA-24

AT A GLANCE

- » Signed by Green Bay as an undrafted free agent on May 3, 2024.
- » Appeared in 55 games with 18 starts in a combined five seasons at the University of Southern California (2019-22) and Washington (2023), recording 186 tackles (96 solo), eight tackles for a loss, an interception returned for a TD, five passes defended, a forced fumble and three fumble recoveries.
- » Played in all 15 games with one start in his lone season at Washington in 2023, recording 37 tackles (20 solo), four tackles for a loss, two passes defended and a fumble recovery.
- » Attended St. John Bosco High School (Bellflower, Calif.), helping his team advance to the CIF Division I championship game in 2018 after posting 103 tackles, seven tackles for a loss, six sacks, three passes defended and a fumble recovery as a senior.

2024 SEASON: Was waived/injured on Aug. 27 and reverted to injured reserve on Aug. 28.

MALIK HEATH

18

WIDE RECEIVER
MISSISSIPPI

Second NFL Season | Second Packers Season



Ht: 6-2 | Wt: 213 | Born: March 31, 2000 | NFL Games Played/Started: 20/2 | Acquired: FA-23

AT A GLANCE

- Started in the season opener last season at Chicago, becoming the first undrafted rookie to start at WR for the Packers in Week 1 since the 1970 AFL-NFL merger.
- Appeared in 13 games as a rookie last season, posting 15 catches for 125 yards (8.3 avg.) and a TD along with two tackles on special teams.
- Posted a career-high four catches for a career-best 46 yards (11.5 avg.) in just 11 snaps of work at Detroit in Week 12, including a career-long 16-yard grab.
- Earned third-team All-SEC honors from Pro Football Focus in 2022 after leading Ole Miss with 60 receptions for a team-high 971 yards (16.2 avg.) and five TDs.
- Played two seasons at Mississippi State (2020-21), appearing in 34 games with 21 starts during his three seasons in the SEC and posting 131 receptions for 1,720 yards (13.1 avg.) and 13 TDs.

2024 SEASON: Has appeared in seven games with one start, seeing action on offense and special teams...Has registered four catches for 26 yards (6.5 avg.) and one tackle on special teams...Has been inactive (healthy scratch) for two contests...**At Philadelphia (Sept. 6):** Inactive (healthy scratch)...**Vs. Indianapolis (Sept. 15):** Appeared on one play on special teams...**At Tennessee (Sept. 22):** Played 11 snaps on offense and four on special teams...**Vs. Minnesota (Sept. 29):** Played 10 snaps on offense, posting two catches for 12 yards (6.0 avg.), and registered a tackle on special teams in 10 snaps of action...**At L.A. Rams (Oct. 6):** Made his first start of the season and appeared on a season-high 45 snaps, hauling in two passes for 14 yards (7.0 avg.)...**Vs. Arizona (Oct. 13):** Played on 17 snaps on offense and four on special teams...**Vs. Houston (Oct. 20):** Appeared on one play on offense and six on special teams...**At Jacksonville (Oct. 27):** Played one snap on offense and six on special teams...**Vs. Detroit (Nov. 3):** Inactive (healthy scratch).

MALIK HEATH'S NFL REGULAR-SEASON RECEIVING STATISTICS

DATE	TEAM	GP	GS	RECEIVING				
				NO.	YDS.	AVG.	LG	TD
2023	Packers	13	1	15	125	8.3	16	1
2024	Packers	7	1	4	26	6.5	9	0
NFL TOTALS		20	2	19	151	7.9	16	1

MALIK HEATH'S NFL REGULAR-SEASON RETURN STATISTICS

DATE	TEAM	KICKOFF RETURNS					PUNT RETURNS					
		RET.	YDS.	AVG.	LG	TD	NO.	FC	YDS.	AVG.	LG	TD
2023	Packers	1	1	1.0	1	0	0	0	0	0.0	0	0
2024	Packers	0	0	0.0	0	0	0	0	0	0.0	0	0
NFL TOTALS		1	1	1.0	1	0	0	0	0	0.0	0	0

SINGLE-GAME HIGHS: RUSHING/RECEIVING

Receptions	4 at Detroit Lions, Nov 23, 2023 3 vs. Chicago Bears, Jan 07, 2024 ...1 more at 3.	Longest Kickoff Return	1 vs. Los Angeles Chargers, Nov 19, 2023
Receiving Yards	46 at Detroit Lions, Nov 23, 2023 29 vs. Tampa Bay Buccaneers, Dec 17, 2023	Special Teams Tackles	2 vs. Los Angeles Chargers, Nov 19, 2023
Receiving Average	11.5 at Detroit Lions, Nov 23, 2023 9.7 vs. Tampa Bay Buccaneers, Dec 17, 2023	Most TDs	1 at New York Giants, Dec 11, 2023
Longest Receptions	16 at Detroit Lions, Nov 23, 2023 15 vs. Tampa Bay Buccaneers, Dec 17, 2023 ...1 more at 15.	Scrimmage Yards	46 at Detroit Lions, Nov 23, 2023 29 vs. Tampa Bay Buccaneers, Dec 17, 2023
Receiving TDs	1 at New York Giants, Dec 11, 2023		

2024 GXG REGULAR SEASON (PACKERS)

DATE	OPPONENT	P/S	RECEIVING					RUSHING						
			NO.	YDS.	AVG.	LG	TD	NO.	YDS.	AVG.	LG	TD		
09/06	at Eagles													
09/15	Colts	P	0	0	0.0	0	0	0	0	0.0	0	0	0	0
09/22	at Titans	P	0	0	0.0	0	0	0	0	0.0	0	0	0	0
09/29	Vikings	P	2	12	6.0	9	0	0	0	0.0	0	0	0	0
10/06	at Rams	S	2	14	7.0	7	0	0	0	0.0	0	0	0	0
10/13	Cardinals	P	0	0	0.0	0	0	0	0	0.0	0	0	0	0
10/20	Texans	P	0	0	0.0	0	0	0	0	0.0	0	0	0	0
10/27	at Jaguars	P	0	0	0.0	0	0	0	0	0.0	0	0	0	0
11/03	Lions													
2024 TOTALS		7-1	4	26	6.5	9	0	0	0	0.0	0	0	0	0

TY'RON HOPPER

59

LINEBACKER
MISSOURI

Rookie



Ht: 6-2 | Wt: 228 | Born: April 26, 2001 | NFL Games Played/Started: 9/0 | Acquired: D3b-24

AT A GLANCE

- » Appeared in 51 games with 26 starts during his five seasons in the Southeastern Conference (Florida, 2019-21; Missouri, 2022-23), posting 214 tackles (135 solo), 31½ tackles for a loss, 9½ sacks, 13 QB hurries, an interception, 10 passes defended and two forced fumbles.
- » Earned second-team All-Southeastern Conference honors from the coaches in 2023, posting a team-high 55 tackles (36 solo), six tackles for a loss and three sacks through 10 games before an injury sidelined him for the final two contests of the regular season.
- » Was named one of five finalists for the Butkus Award in 2023, which honors the nation's most outstanding linebacker, as he became just the third Missouri player to be selected as a finalist (Sean Weatherspoon, 2008-09; Nick Bolton, 2020).
- » Led the team with 14 tackles for a loss and ranked No. 2 on the Tigers with a career-high 77 tackles (59 solo) in his first season at Missouri in 2022.
- » Selected by the Packers with the second of two picks in the third round (No. 91 overall) of the 2024 NFL Draft, just the second linebacker out of Missouri to be drafted by Green Bay (Bill Powell, seventh round in 1967).
- » As a senior at Roswell (Ga.) High School, posted 74 tackles, five interceptions, a forced fumble and a fumble recovery and was selected to play in the 2019 All-American Bowl.

2024 SEASON: Has played in all nine games on special teams and is No. 2 on the team in special teams tackles with five...**At Philadelphia (Sept. 6):** Made his NFL debut, playing 14 snaps on special teams...**Vs. Indianapolis (Sept. 15):** Appeared on 10 special teams snaps...**At Tennessee (Sept. 22):** Played 13 snaps on special teams...**Vs. Minnesota (Sept. 29):** Appeared on 14 special teams plays and recorded his first career tackle on special teams on kickoff coverage...**At L.A. Rams (Oct. 6):** Played 11 special teams snaps...**Vs. Arizona (Oct. 13):** Appeared on 15 special teams snaps, recording a team-high and career-best three special teams tackles on kickoff coverage. Became the first Green Bay rookie with three special teams tackles in a game since CB Natrell Jamerson at the N.Y. Jets (Dec. 23, 2018)...**Vs. Houston (Oct. 20):** Played 15 special teams snaps...**At Jacksonville (Oct. 27):** Appeared on 16 snaps on special teams...**Vs. Detroit (Nov. 3):** Played 13 snaps on special teams, recording a tackle on kickoff coverage.

TY'RON HOPPER'S NFL REGULAR-SEASON DEFENSIVE STATISTICS

YEAR	TEAM	GP	GS	TACKLES							INTERCEPTIONS							ST			MISC										
				TK	S	A	TFL	YDS	SK	YDS	QBH	NO	YDS	LG	TD	PD	FF	FR	TD	YDS	TK	S	A	FF	FR	S	A				
2024	Packers	9	0	0	0	0	0	0	0	0.0	0.0	0	0	0	0	0	0	0	0	0	0	0	0	0	5	3	2	0	0	0	0
NFL TOTALS		9	0	0	0	0	0	0	0	0.0	0.0	0	0	0	0	0	0	0	0	0	0	0	0	0	5	3	2	0	0	0	0

SINGLE-GAME HIGHS: DEFENSIVE

Special Teams Tackles

3 vs. Arizona Cardinals, Oct 13, 2024
1 vs. Minnesota Vikings, Sep 29, 2024

2024 GXG REGULAR SEASON (PACKERS)

DATE	OPPONENT	P/S	TK	S	A	SK	YDS	INT	PD	FF	FR
09/06	at Eagles	P	0	0	0	0.0	0.0	0	0	0	0
09/15	Colts	P	0	0	0	0.0	0.0	0	0	0	0
09/22	at Titans	P	0	0	0	0.0	0.0	0	0	0	0
09/29	Vikings	P	0	0	0	0.0	0.0	0	0	0	0
10/06	at Rams	P	0	0	0	0.0	0.0	0	0	0	0
10/13	Cardinals	P	0	0	0	0.0	0.0	0	0	0	0
10/20	Texans	P	0	0	0	0.0	0.0	0	0	0	0
10/27	at Jaguars	P	0	0	0	0.0	0.0	0	0	0	0
11/03	Lions	P	0	0	0	0.0	0.0	0	0	0	0
2024 TOTALS		9-0	0	0	0	0.0	0.0	0	0	0	0

JOSH JACOBS

8

RUNNING BACK
ALABAMA

Sixth NFL Season | First Packers Season



Ht: 5-10 | Wt: 223 | Born: February 11, 1998 | NFL Games Played/Started: 82/81 | Acquired: UFA (LV)-24

AT A GLANCE

- » Ranks No. 2 in the NFL in rushing yards (6,307) and rushing first downs (320) and tied for No. 2 in rushing TDs (49) since entering the league in 2019.
- » Is one of six players in NFL history to post 5,500-plus rushing yards, 45-plus rushing TDs and 175-plus receptions in his first five seasons in the league (Emmitt Smith, Ricky Watters, Curtis Martin, LaDainian Tomlinson, Ezekiel Elliott).
- » Was the only RB in the league to register 1,100-plus yards from scrimmage and six-plus scrimmage TDs each of the last five seasons (2019-23).
- » Earned first-team All-Pro honors from *The Associated Press* and Pro Bowl recognition in 2022 after posting a league-high 1,653 rushing yards, becoming just the third player in Raiders history to win the league rushing title (Marcus Allen in 1985; Clem Daniels, AFL in 1963).
- » Was selected to his first career Pro Bowl in 2020 after rushing for 1,065 yards and 12 TDs on 273 attempts (3.9 avg.).
- » Was named the 2019 PFWA Offensive Rookie of the Year after setting a franchise rookie record with 1,150 rushing yards and seven TDs on 242 carries (4.8 avg.), including five 100-yard games, the most by a rookie in team history.
- » Played in 42 games during his three seasons at Alabama (2016-18), rushing for 1,491 yards and 16 TDs on 251 carries (5.9 avg.) while adding 18 kickoff returns for 514 yards and a TD as he finished his career ranked No. 3 in school history with an average of 28.6 yards per return.

2024 SEASON: Has started all nine games and has posted a team-high 762 rushing yards and three TDs on 158 carries (4.8 avg.). ...Ranks No. 3 in the NFL in rushing yards and No. 5 in yards from scrimmage (890)...Per TruMedia, ranks No. 2 in the league in rushing yards after contact with 583...Is tied for No. 5 in the NFL in explosive runs (12-plus yards) with 14...His rushing-yardage total is the top mark by a Packer through the first nine games of a season since RB Ahmad Green (864) in 2004...Has added 19 receptions for 128 yards (6.7 avg.) and a TD...**At Philadelphia (Sept. 6):** Started and led the team with 84 rushing yards on 16 carries (5.3 avg.) in his Green Bay debut, including 80 yards on 10 carries (8.0 avg.) in the second half. His 84 yards on the ground were the most by a Packer in his Green Bay debut dating back to 1950. Posted a 32-yard run early in the fourth quarter and added a pair of receptions for 20 yards (10.0 avg.)...**Vs. Indianapolis (Sept. 15):** Started and posted a team-high 151 rushing yards on 32 carries (4.7 avg.), including 128 rushing yards in the first half, the most by a Packer in a first half since Green registered 133 yards vs. Detroit on Sept. 9, 2001...**At Tennessee (Sept. 22):** Started and rushed for 43 yards on 14 attempts (3.1 avg.). Added a 5-yard reception, the 200th reception of his career in the regular season...**Vs. Minnesota (Sept. 29):** Started and led the team with 51 yards rushing on nine carries (5.7 avg.) while adding a season-high four receptions for 27 yards (6.8 avg.)...**At L.A. Rams (Oct. 6):** Started and led the team with 73 rushing yards on 19 carries (3.8 avg.), posting his first rushing TD in a Green Bay uniform when he scored from 2 yards out in the first quarter. Added a season-long 21-yard reception to the Los Angeles TD in the third quarter...**Vs. Arizona (Oct. 13):** Started and paced the team with 62 rushing yards on 18 carries (3.4 avg.) while adding three catches for 28 yards (9.3 avg.)...**Vs. Houston (Oct. 20):** Started and led the team with 76 rushing yards on just 12 carries (6.3 avg.). Added a season-high five receptions for 16 yards (3.2 avg.), highlighted by the first TD reception of his career, an 8-yarder midway through the third quarter on his 212th career reception...**At Jacksonville (Oct. 27):** Started and led the team with 127 rushing yards and a season-high two rushing TDs on 25 carries (5.1 avg.). Scored on a 3-yard run early in the second quarter and then posted his longest run in a Green Bay uniform when he scored from 38 yards out with 21 seconds remaining in the third quarter to give the Packers a 20-17 lead...**Vs. Detroit (Nov. 3):** Started and paced the team with 95 rushing yards on 13 carries (7.3 avg.), with 89 of the yards coming on 10 carries (8.9 avg.) in the first half. Is the only player in the league this season to post 85-plus rushing yards in the first half of two games this season (Week 2 vs. Indianapolis).

JOSH JACOBS' NFL REGULAR SEASON RUSHING/RECEIVING STATISTICS

DATE	TEAM	RUSHING							RECEIVING				
		GP	GS	NO.	YDS.	AVG.	LG	TD	NO.	YDS.	AVG.	LG	TD
2019	Raiders	13	13	242	1,150	4.8	51	7	20	166	8.3	28	0
2020	Raiders	15	15	273	1,065	3.9	28t	12	33	238	7.2	29	0
2021	Raiders	15	14	217	872	4.0	28	9	54	348	6.4	29	0
2022	Raiders	17	17	340	1,653	4.9	86t	12	53	400	7.5	43	0
2023	Raiders	13	13	233	805	3.5	63t	6	37	296	8.0	21	0
2024	Packers	9	9	158	762	4.8	38t	3	19	128	6.7	21	1
NFL TOTALS		82	81	1,463	6,307	4.3	86t	49	216	1,576	7.3	43	1

JOSH JACOBS' NFL POSTSEASON RUSHING/RECEIVING STATISTICS

DATE	TEAM	RUSHING							RECEIVING				
		GP	GS	NO.	YDS.	AVG.	LG	TD	NO.	YDS.	AVG.	LG	TD
2021	Raiders	1	1	13	83	6.4	35	0	4	44	11.0	15	0
NFL TOTALS		1	1	13	83	6.4	35	0	4	44	11.0	15	0

SINGLE-GAME HIGHS: RUSHING/RECEIVING

Rush Attempts 33 at Seattle Seahawks, Nov 27, 2022
 32 vs. Indianapolis Colts, Sep 15, 2024
Rushing Yards 229 at Seattle Seahawks, Nov 27, 2022
 154 at Kansas City Chiefs, Oct 10, 2022
Rushing Average 8.3 vs. Kansas City Chiefs, Sep 15, 2019
 7.3 at Kansas City Chiefs, Oct 10, 2022
 ...1 more at 7.3.
Longest Runs 86t at Seattle Seahawks, Nov 27, 2022
 63t vs. Kansas City Chiefs, Nov 26, 2023
Rushing TDs 3 vs. Houston Texans, Oct 23, 2022
 3 at Carolina Panthers, Sep 13, 2020
Receptions 9 vs. Washington Football Team, Dec 05, 2021
 8 at Los Angeles Chargers, Oct 01, 2023

Receiving Yards 81 at Los Angeles Chargers, Oct 01, 2023
 74 at Seattle Seahawks, Nov 27, 2022
Receiving Average 17.0 at Denver Broncos, Nov 20, 2022
 14.0 at Cleveland Browns, Dec 20, 2022
Longest Receptions 43 at Denver Broncos, Nov 20, 2022
 29 at Denver Broncos, Oct 17, 2021
 ...1 more at 29.
Receiving TDs 1 vs. Houston Texans, Oct 20, 2024
Most TDs 3 vs. Houston Texans, Oct 23, 2022
 3 at Carolina Panthers, Sep 13, 2020
Scrimmage Yards 303 at Seattle Seahawks, Nov 27, 2022
 193 at Kansas City Chiefs, Oct 10, 2022

2024 GXG REGULAR SEASON (PACKERS)

DATE	OPPONENT	P/S	RUSHING					RECEIVING				
			NO.	YDS.	AVG.	LG	TD	NO.	YDS.	AVG.	LG	TD
09/06	at Eagles	S	16	84	5.3	32	0	2	20	10.0	11	0
09/15	Colts	S	32	151	4.7	34	0	0	0	0.0	0	0
09/22	at Titans	S	14	43	3.1	10	0	1	5	5.0	5	0
09/29	Vikings	S	9	51	5.7	13	0	4	27	6.8	9	0
10/06	at Rams	S	19	73	3.8	13	1	1	21	21.0	21	0
10/13	Cardinals	S	18	62	3.4	14	0	3	28	9.3	14	0
10/20	Texans	S	12	76	6.3	27	0	5	16	3.2	8t	1
10/27	at Jaguars	S	25	127	5.1	38t	2	1	-2	-2.0	-2	0
11/03	Lions	S	13	95	7.3	37	0	2	13	6.5	11	0
2024 TOTALS		9-9	158	762	4.8	38t	3	19	128	6.7	21	1

ELGTON JENKINS

74

GUARD/TACKLE
MISSISSIPPI STATE

Sixth NFL Season | Sixth Packers Season



Ht: 6-5 | Wt: 311 | Born: December 26, 1995 | NFL Games Played/Started: 79/77 | Acquired: D2-19

AT A GLANCE

- » Has appeared in 79 career games with 77 starts and has started games at four different positions on the line (59 at LG, eight at LT, six at RT, four at C).
- » In 2022, started all 15 games he appeared in (10 at LG and five at RT) and earned Pro Bowl recognition for the second time (replacement for Eagles G Landon Dickerson).
- » Was selected to his first career Pro Bowl in 2020, becoming just the third offensive lineman in team history to be named to the Pro Bowl within his first two seasons in the NFL (Deral Teteak, 1952; Charley Brock, 1940).
- » Started games at three different positions in 2020 (12 at LG, three at C, one at RT), becoming the first Green Bay offensive lineman to start a game at guard, center and tackle in the same season since the 1970 AFL-NFL merger.
- » Was named to the PFWA All-Rookie team in 2019, only the second Packers guard to be selected since 1974 (Daryn Colledge, 2006), after appearing in all 16 games with 14 starts at LG.
- » Selected by the Packers in the second round (No. 44 overall) of the 2019 NFL Draft out of Mississippi State, where he opened games at four different spots on the line (26 at C, five at LT, two at LG, one at RT).

2024 SEASON: Has started all nine games (eight at LG, one at C) and has helped the offense rank No. 4 in total offense (390.6 ypg), yards per play (6.16) and explosive runs (31), No. 3 in explosive plays (74), No. 5 in the NFL in rushing (154.8 ypg), No. 8 in yards per carry (4.88) and No. 2 in sacks allowed (12)...Part of a line that has allowed zero sacks in three games this season, tied for No. 1 in the league...**At Philadelphia (Sept. 6):** Started at LG and played all 67 snaps, taking over at center for the final two plays of the game for an injured Josh Myers. Helped protect QB Jordan Love as he was sacked just once on the evening and cleared holes for Green Bay to register 163 rushing yards on just 21 carries (7.8 avg.)...**Vs. Indianapolis (Sept. 15):** Started at LG and played all 70 snaps. Was part of a line that did not allow a sack of QB Malik Willis and cleared the way for the Packers' 261 rushing yards on 53 carries (4.9 avg.), the highest rushing-yardage total in a game by Green Bay since Sep. 28, 2003, vs. Denver (262 yards)...**At Tennessee (Sept. 22):** Started at LG and played all 63 snaps, helping to clear the way for the Packers' 188 rushing yards on 37 attempts (5.1 avg.), bringing their total over their past two games to 449 rushing yards, the most over a two-game span by Green Bay in a single season since Nov. 2-10, 2003 (502 yards)...**Vs. Minnesota (Sept. 29):** Started at LG and helped the offense register a season-high 465 total yards as Love posted single-game career highs for passing yards (389), passing TDs (four) and completions (32)...**At L.A. Rams (Oct. 6):** Started at LG and played all 59 snaps, helping to clear the way for the Packers' 126 rushing yards and a TD on 30 carries (4.2 avg.)...**Vs. Arizona (Oct. 13):** Started at LG and played all 73 snaps, sliding over to center for five plays early in the fourth quarter for an injured Myers. Helped to clear the way for the Packers' 437 total yards and was part of a line that did not allow a sack of Love as he tied his career high with four TD passes...**Vs. Houston (Oct. 20):** Started at LG and played all 58 snaps, helping to protect Love as he threw for 220 yards and three TDs on 24-of-33 passing...**At Jacksonville (Oct. 27):** Started at LG and played all 70 snaps, helping to clear the way for the Packers' 170 rushing yards and two TDs on 39 carries (4.4 avg.) as the line allowed just one sack on the afternoon...**Vs. Detroit (Nov. 3):** Made his first start at C since Week 15 of 2020, appearing on all 65 snaps as the line did not allow a sack and cleared the way for 138 rushing yards on 23 attempts (6.0 avg.).

ELGTON JENKINS' NFL REGULAR SEASON STATISTICS

DATE	TEAM	GP	GS
2019	Packers	16	14
2020	Packers	16	16
2021	Packers	8	8
2022	Packers	15	15
2023	Packers	15	15
2024	Packers	9	9
NFL TOTALS		79	77

ELGTON JENKINS' NFL POSTSEASON STATISTICS

DATE	TEAM	GP	GS
2019	Packers	2	2
2020	Packers	2	2
2023	Packers	2	2
NFL TOTALS		6	6

TUCKER KRAFT

85

TIGHT END
SOUTH DAKOTA STATE

Second NFL Season | Second Packers Season



Ht: 6-5 | Wt: 259 | Born: November 3, 2000 | NFL Games Played/Started: 26/17 | Acquired: D3-23

AT A GLANCE

- » Posted the second-most receiving yards (355) and the third-most receptions (31) by a rookie tight end in team history last season.
- » Registered 55 receptions in his first 25 NFL games, the most by a Green Bay TE in the Super Bowl era.
- » Ranked No. 3 in the NFL in receiving yards and No. 4 in receptions among rookie TEs in 2023, and among TEs with 20-plus catches, ranked No. 1 among rookies and No. 8 in the league in yards per catch (11.5 avg.).
- » In Weeks 14-17 last season, became the first Green Bay tight end since the 1970 merger to register four-plus receptions and 45-plus receiving yards in four straight games in a single season.
- » Selected by the Packers in the third round (No. 78 overall) of the 2023 NFL Draft, becoming the fourth-highest pick in South Dakota State history. Was the first Jackrabbit drafted by the Packers since G Adam Timmerman (seventh round, No. 230 overall) in 1995.
- » Earned numerous All-America honors (third-team recognition in 2022; first- and second-team honors in 2021) and was a first-team All-Missouri Valley Football Conference selection in each of his last two seasons at South Dakota State.
- » Ranked in the top 10 among FCS tight ends in receptions (92, No. 4), receiving yards (1,128, No. 5) and receiving TDs (nine, t-No. 7) in 2021-22.

2024 SEASON: Has started all nine games and ranks No. 3 on the team with 28 receptions for 376 yards (13.4 avg.) and a team-high five TDs...Is one of only two tight ends in the league (George Kittle) to post 20-plus receptions, 300-plus receiving yards and four-plus receiving TDs this season...Among tight ends, ranks No. 2 in the NFL in TD catches, No. 3 in yards per catch and No. 6 in receiving yards...Among players with 20-plus targets, ranks No. 1 among TEs and No. 3 among all players in passer rating when targeted (141.7)...Of his 28 catches, five have resulted in TDs, a 17.9 percentage that ranks No. 1 in the NFL among TEs and No. 4 among all players...Per TruMedia, ranks No. 2 in the league among tight ends in yards after the catch with 259...Has posted six explosive receptions (16-plus yards), tied for No. 9 among NFL tight ends...Is the only Green Bay tight end in the Super Bowl era to record two receptions of 65-plus yards in a season and is one of only two players in the NFL to do so this season (Jaguars WR Brian Thomas Jr.)...Has helped the offense rank No. 5 in the NFL in rushing (154.8 ypg) and No. 4 in explosive runs (31)...**At Philadelphia (Sept. 6):** Started and played 64 of 67 snaps, hauling in two passes for 37 yards (18.5 avg.) and helping to clear the way for the Packers' 163 rushing yards on 21 carries (7.8 avg.)...**Vs. Indianapolis (Sept. 15):** Started and played 56 of 70 snaps, catching two passes for 16 yards (8.0 avg.) and helping to block for the Packers' 261 rushing yards on 53 carries (4.9 avg.), the highest rushing-yardage total in a game by Green Bay since Sept. 28, 2003, vs. Denver (262 yards)...**At Tennessee (Sept. 22):** Started and played 42 of 63 snaps, posting a pair of catches for 24 yards (12.0 avg.) and helping to block for the Packers' 188 rushing yards on 37 carries (5.1 avg.). Added a tackle on special teams...**Vs. Minnesota (Sept. 29):** Started and played 65 of 76 snaps, matching his career high with six receptions for 53 yards (8.8 avg.) and a 13-yard TD grab with 10:16 remaining in the game...**At L.A. Rams (Oct. 6):** Started and played 50 of 59 snaps, finishing with a career-high 88 receiving yards and a career-best two TDs on four catches (22.0 avg.). Scored on a 66-yard catch early in the third quarter, tied for the third-longest TD catch by a Green Bay TE in the Super Bowl era behind only Paul Coffman's 78-yarder (Oct. 28, 1979) and Tom Crabtree's 72-yarder (Nov. 4, 2012). Added a 7-yard TD grab later in the third quarter...**Vs. Arizona (Oct. 13):** Started and played 60 of 73 snaps, catching two passes for 13 yards (6.5 avg.). Posted his first career rushing attempt, going under center on third-and-1 early in the fourth quarter and picking up the first down with a 2-yard sneak...**Vs. Houston (Oct. 20):** Started and played 55 of 58 snaps, posting three receptions for 33 yards (11.0 avg.) and a TD. Early in the second quarter, made a diving catch over the middle for a 14-yard TD...**At Jacksonville (Oct. 27):** Started and played 59 of 70 snaps, finishing with a team-high 78 yards receiving and a TD on three catches (26.0 avg.). It marked his 16th consecutive game with multiple catches, the longest streak by a Green Bay TE in the Super Bowl era. Posted a career-long 67-yard catch down the middle of the field from QB Jordan Love midway through the second quarter that he took to the Jacksonville 9. Added a 3-yard TD grab early in the fourth quarter from QB Malik Willis to give Green Bay a 27-17 lead...**Vs. Detroit (Nov. 3):** Started and played all 65 snaps, hauling in four passes for 34 yards (8.5 avg.).

TUCKER KRAFT'S NFL REGULAR-SEASON RECEIVING STATISTICS

DATE	TEAM	GP	GS	NO.	YDS.	RECEIVING		
						AVG.	LG	TD
2023	Packers	17	8	31	355	11.5	43	2
2024	Packers	9	9	28	376	13.4	67	5
NFL TOTALS		26	17	59	731	12.4	67	7

TUCKER KRAFT'S NFL POSTSEASON RECEIVING STATISTICS

DATE	TEAM	GP	GS	NO.	YDS.	RECEIVING		
						AVG.	LG	TD
2023	Packers	2	2	5	24	4.8	10	1
NFL TOTALS		2	2	5	24	4.8	10	1

SINGLE-GAME HIGHS: RUSHING/RECEIVING

Longest Runs	2 vs. Detroit Lions, Nov 03, 2024	Receiving TDs	2 at Los Angeles Rams, Oct 06, 2024 1 at Jacksonville Jaguars, Oct 27, 2024 ...4 more at 1.
Receptions	2 vs. Arizona Cardinals, Oct 13, 2024 6 vs. Minnesota Vikings, Sep 29, 2024 6 at Minnesota Vikings, Dec 31, 2023	Special Teams Tackles	1 vs. Los Angeles Rams, Nov 05, 2023 1 vs. Minnesota Vikings, Oct 29, 2023 ...1 more at 1.
Receiving Yards	88 at Los Angeles Rams, Oct 06, 2024 78 at Jacksonville Jaguars, Oct 27, 2024	Most TDs	2 at Los Angeles Rams, Oct 06, 2024 1 at Jacksonville Jaguars, Oct 27, 2024 ...4 more at 1.
Receiving Average	26.0 at Jacksonville Jaguars, Oct 27, 2024 22.0 at Los Angeles Rams, Oct 06, 2024	Scrimmage Yards	88 at Los Angeles Rams, Oct 06, 2024 78 at Jacksonville Jaguars, Oct 27, 2024
Longest Receptions	67 at Jacksonville Jaguars, Oct 27, 2024 66 at Los Angeles Rams, Oct 06, 2024		

2024 GXG REGULAR SEASON (PACKERS)

DATE	OPPONENT	P/S	RECEIVING					RUSHING				
			NO.	YDS.	AVG.	LG	TD	NO.	YDS.	AVG.	LG	TD
09/06	at Eagles	S	2	37	18.5	29	0	0	0	0.0	0	0
09/15	Colts	S	2	16	8.0	17	0	0	0	0.0	0	0
09/22	at Titans	S	2	24	12.0	21	0	0	0	0.0	0	0
09/29	Vikings	S	6	53	8.8	21	1	0	0	0.0	0	0
10/06	at Rams	S	4	88	22.0	66t	2	0	0	0.0	0	0
10/13	Cardinals	S	2	13	6.5	8	0	1	2	2.0	2	0
10/20	Texans	S	3	33	11.0	14t	1	0	0	0.0	0	0
10/27	at Jaguars	S	3	78	26.0	67	1	0	0	0.0	0	0
11/03	Lions	S	4	34	8.5	13	0	1	2	2.0	2	0
2024 TOTALS		9-9	28	376	13.4	67	5	2	4	2.0	2	0

MARSHAWN LLOYD

32

RUNNING BACK
SOUTHERN CALIFORNIA

Rookie



Ht: 5-9 | Wt: 220 | Born: January 5, 2001 | NFL Games Played/Started: 1/0 | Acquired: D3a-24

AT A GLANCE

- » Spent three years at the University of South Carolina (2020-22) before transferring to the University of Southern California for a season (2023).
- » Appeared in 32 games with 14 starts during his three collegiate seasons, registering 1,621 rushing yards and 19 TDs on 291 carries (5.6 avg.) along with 34 receptions for 452 yards (13.3 avg.) and two TDs.
- » Earned All-Pacific-12 honorable mention in 2023 after recording 820 rushing yards and nine TDs on 116 carries, an average of 7.07 yards per carry that ranked No. 11 in the nation.
- » Selected by the Packers with the first of two picks in the third round (No. 88 overall) of the 2024 NFL Draft, becoming just the second running back from the University of Southern California to be drafted by Green Bay (Al Carmichael, No. 7 overall in 1953).
- » Was a four-year letterman at DeMatha High School (Hyattsville, Md.) and was selected for The Opening Finals, the Under Armour All-American Bowl and the Polynesian Bowl.

2024 SEASON: Has played in one game and has rushed for 15 yards on six carries (2.5 avg.)...Was placed on injured reserve (ankle) on Sept. 17...**At Philadelphia (Sept. 6):** Inactive (hamstring)...**Vs. Indianapolis (Sept. 15):** Made his NFL debut, appearing on 10 snaps and rushing for 15 yards on six carries (2.5 avg.).

MARSHAWN LLOYD'S NFL REGULAR-SEASON RUSHING/RECEIVING STATISTICS

DATE	TEAM	RUSHING							RECEIVING				
		GP	GS	NO.	YDS.	AVG.	LG	TD	NO.	YDS.	AVG.	LG	TD
2024	Packers	1	0	6	15	2.5	5	0	1	3	3.0	3	0
NFL TOTALS		1	0	6	15	2.5	5	0	1	3	3.0	3	0

SINGLE-GAME HIGHS: RUSHING/RECEIVING

Rush Attempts 6 vs. Indianapolis Colts, Sep 15, 2024
 Rushing Yards 15 vs. Indianapolis Colts, Sep 15, 2024
 Longest Runs 5 vs. Indianapolis Colts, Sep 15, 2024
 4 vs. Indianapolis Colts, Sep 15, 2024

Longest Receptions 3 vs. Indianapolis Colts, Sep 15, 2024
 All-Purpose Yards 15 vs. Indianapolis Colts, Sep 15, 2024
 Scrimmage Yards 15 vs. Indianapolis Colts, Sep 15, 2024

2024 GXG REGULAR SEASON (PACKERS)

DATE	OPPONENT	P/S	RUSHING					RECEIVING					
			NO.	YDS.	AVG.	LG	TD	NO.	YDS.	AVG.	LG	TD	
09/06	at Eagles												
09/15	Colts	P	6	15	2.5	5	0	1	3	3.0	3	0	
09/22	at Titans												
09/29	Vikings												
10/06	at Rams												
10/13	Cardinals												
10/20	Texans												
10/27	at Jaguars												
11/03	Lions												
2024 TOTALS		1-0	6	15	2.5	5	0	1	3	3.0	3	0	

JORDAN LOVE

10

QUARTERBACK
UTAH STATE

Fifth NFL Season | Fifth Packers Season



Ht: 6-4 | Wt: 219 | Born: November 2, 1998 | NFL Games Played/Started: 34/25 | Acquired: D1-20

AT A GLANCE

- ▶ Became just the third quarterback in NFL history to post 4,000-plus passing yards (4,159) and 32-plus passing TDs (32) in his first season with multiple starts, joining Kurt Warner (1999) and Patrick Mahomes (2018).
- ▶ Became the first QB to help lead the Packers to the postseason in his first full year as a starter since at least 1950, when the league began recording starts for every player.
- ▶ Was one of four QBs (Dak Prescott, Brock Purdy, Baker Mayfield) to rank in the top 10 in the league in passing TDs (No. 2), passing yards (No. 7) and TD/INT ratio (No. 7, 2.91) in 2023.
- ▶ His 32 passing TDs were the fourth most by a QB in his first season with multiple starts, trailing only Mahomes (50 in 2018), Warner (41 in 1999) and Daunte Culpepper (33 in 2000).
- ▶ Threw for multiple TD passes with no INTs in a league-high nine games in 2023, tied for No. 1 in NFL history (Purdy) for the most by a QB in his first 18 career starts.
- ▶ Over the final eight games last season, completed 196 of 279 passes (70.3 pct.) for 2,150 yards and 18 TDs with one INT for a 112.7 rating, joining Aaron Rodgers (Nov. 14, 2021-Jan. 9, 2022) as the only Green Bay QBs to post 2,150-plus passing yards, 18-plus passing TDs, one/zero interceptions and a completion percentage of 70-plus over an eight-game span in a single season.
- ▶ Finished his career at Utah State ranked No. 2 in school history in passing yards (8,600), completions (689) and attempts (1,125), tied for No. 2 in TD passes (60), and No. 3 in completion percentage (61.2) despite playing just three seasons.
- ▶ Earned honorable mention All-Mountain West recognition as a junior in 2019 after setting a single-season school record with 293 completions and posting 3,402 passing yards, the second most in a season in school history. As a sophomore in 2018, set Utah State single-season records for TD passes (32), passing yards (3,567) and 300-yard passing games (seven).

2024 SEASON: Has started all seven games he has appeared in and has thrown for 1,820 yards and 15 TDs with 10 INTs on 147-of-240 passing (61.3 pct.) for an 88.2 rating...Ranks No. 7 in the NFL in TD percentage (6.3) and is tied for No. 7 in TD passes...Is tied for No. 2 in the NFL in games with three-plus passing TDs (three)...Is tied for No. 5 in the league in completions of 25-plus yards (18)...Has rushed for 28 yards on 13 carries (2.2 avg.)...Was sidelined for two games (Weeks 2-3) due to a knee injury...**At Philadelphia (Sept. 6):** Threw for 260 yards and two TDs on 17-of-34 passing (50.0 pct.) with one INT for an 83.0 rating. Connected with WR Jayden Reed on a 70-yard TD pass with just over five minutes remaining in the third quarter, the longest TD pass of his career and the second-longest completion of his career. Went over the 5,000-yard passing mark for his career on his 33-yard completion to Reed late in the fourth quarter. Sustained a knee injury with six seconds remaining in the game and was sidelined for the final two plays of the game...**Vs. Indianapolis (Sept. 15):** Inactive (knee), the first game he had missed due to injury in his career...**At Tennessee (Sept. 22):** Inactive (knee)...**Vs. Minnesota (Sept. 29):** Threw for a career-high 389 yards and a career-best four TDs on 32-of-54 passing (59.3 pct.), with the 32 completions being a single-game career high. Became just the third QB in team history to post 375-plus passing yards, four-plus TD pass and 30-plus completions in a game (Matt Flynn, Jan. 1, 2012; Aaron Rodgers, Sept. 15, 2013). Posted 271 passing yards in the second half, the most in his career in either half, along with three TD passes and one INT for a 114.7 rating. Posted a career-high nine explosive passes (16-plus yards) on the afternoon...**At L.A. Rams (Oct. 6):** Connected on 15 of 26 passes (57.7 pct.) for 224 yards and two TDs with one INT for a 95.7 rating, the 11th time in his last 12 games that he has thrown multiple TD passes. Threw a 66-yard TD pass to TE Tucker Kraft in the third quarter and found WR Jayden Reed on a 53-yard completion in the first quarter, the first time in his career that he had completed a pair of 50-yard passes in a game...**Vs. Arizona (Oct. 13):** Tied his career high with four TD passes, connecting on 22 of 32 passes (68.8 pct.) for 258 yards with one INT for a 119.5 rating. Became the first Green Bay QB since Brett Favre in 1995 to throw four-plus TD passes in back-to-back games at Lambeau Field in the same season...**Vs. Houston (Oct. 20):** Threw for 220 yards and three TDs on 24-of-33 passing (72.7 pct.) with two INTs for a 95.5 rating, becoming the first Green Bay QB to throw three-plus TD passes in three straight home games in a single season since Rodgers in 2014. Posted multiple TD passes in his ninth straight game, the third-longest streak in team history behind only Rodgers' 13-game streak in 2011 and Favre's 12-game streak in 1994-95. His final TD pass of the afternoon, an 8-yarder to RB Josh Jacobs midway through the third quarter, was the 50th TD pass of his career...**At Jacksonville (Oct. 27):** Connected on 14 of 22 passes (63.6 pct.) for 196 yards with an INT for a 73.3 rating before departing the game on Green Bay's first series of the second half due to a groin injury he originally sustained on the Packers' opening drive of the game...**Vs. Detroit (Nov. 3):** Threw for 273 yards on 23-of-39 passing (59.0 pct.) with one INT for a 69.7 rating. Posted five explosive passes (16-plus yards), tied for his second most in a game this season.

JORDAN LOVE'S NFL REGULAR-SEASON PASSING/RUSHING STATISTICS

DATE	TEAM	PASSING													RUSHING				
		GP	GS	ATT.	CMP.	PCT.	YDS	AVG.	TD	INT.	LG	SK	LST	RATE	NO.	YDS.	AVG.	LG	TD
2021	Packers	6	1	62	36	58.1	411	6.6	2	3	62t	3	23	68.7	12	27	2.3	10	0
2022	Packers	4	0	21	14	66.7	195	9.3	1	0	63t	0	0	112.2	1	-1	-1.0	0	0
2023	Packers	17	17	579	372	64.2	4,159	7.2	32	11	77	30	242	96.1	50	247	4.9	37	4
2024	Packers	7	7	240	147	61.3	1,820	7.6	15	10	70t	7	62	88.2	13	28	2.2	12	0
TOTALS		34	25	902	569	63.1	6,585	7.3	50	24	77	40	327	92.5	76	301	4.0	37	4

JORDAN LOVE'S NFL POSTSEASON PASSING/RUSHING STATISTICS

DATE	TEAM	PASSING													RUSHING				
		GP	GS	ATT.	CMP.	PCT.	YDS	AVG.	TD	INT.	LG	SK	LST	RATE	NO.	YDS.	AVG.	LG	TD
2023	Packers	2	2	55	37	67.3	466	8.5	5	2	46	0	0	108.6	6	2	0.3	3	0
TOTALS		2	2	55	37	67.3	466	8.5	5	2	46	0	0	108.6	6	2	0.3	3	0

SINGLE-GAME HIGHS: QUARTERBACK

Pass Attempts 54 vs. Minnesota Vikings, Sep 29, 2024
 44 vs. New Orleans Saints, Sep 24, 2023
Pass Completions 32 vs. Minnesota Vikings, Sep 29, 2024
 29 vs. Tampa Bay Buccaneers, Dec 17, 2023
Yards Passing 389 vs. Minnesota Vikings, Sep 29, 2024
 322 vs. Los Angeles Chargers, Nov 19, 2023
TD Passes 4 vs. Arizona Cardinals, Oct 13, 2024
 4 vs. Minnesota Vikings, Sep 29, 2024
Long Passes 77 at Las Vegas Raiders, Oct 09, 2023
 70t at Philadelphia Eagles, Sep 06, 2024
Completion Percentage 84.4 vs. Chicago Bears, Jan 07, 2024
 76.9 vs. Los Angeles Rams, Nov 05, 2023

Passer Rating 128.6 vs. Chicago Bears, Jan 07, 2024
 125.5 at Detroit Lions, Nov 23, 2023
Rush Attempts 9 vs. New Orleans Saints, Sep 24, 2023
 5 vs. Arizona Cardinals, Oct 13, 2024
 ...1 more at 5.
Rushing Yards 39 at Detroit Lions, Nov 23, 2023
 39 vs. New Orleans Saints, Sep 24, 2023
Rushing Average 4.3 vs. New Orleans Saints, Sep 24, 2023
Longest Runs 37 at Detroit Lions, Nov 23, 2023
 26 at Las Vegas Raiders, Oct 09, 2023
Rushing TDs 1 at Minnesota Vikings, Dec 31, 2023
 1 at Carolina Panthers, Dec 24, 2023
 ...2 more at 1.

2024 GXG REGULAR SEASON (PACKERS)

DATE	OPPONENT	P/S	PASSING											RUSHING			
			ATT	CMP	YDS	PCT	Y/A	Y/C	TD	INT	LG	SK/YD	RATE	ATT	YDS	LG	TD
09/06	at Eagles	S	34	17	260	50.0	7.6	15.3	2	1	70t	1/5	83.0	0	0	0	0
09/15	Colts		INACTIVE/INJURY														
09/22	at Titans		INACTIVE/INJURY														
09/29	Vikings	S	54	32	389	59.3	7.2	12.2	4	3	42	1/10	83.0	1	6	6	0
10/06	at Rams	S	26	15	224	57.7	8.6	14.9	2	1	66t	2/22	95.7	3	10	12	0
10/13	Cardinals	S	32	22	258	68.8	8.1	11.7	4	1	44t	0/0	119.5	5	13	6	0
10/20	Texans	S	33	24	220	72.7	6.7	9.2	3	2	30t	3/25	95.5	0	0	0	0
10/27	at Jaguars	S	22	14	196	63.6	8.9	14.0	0	1	67	0/0	73.3	1	-1	-1	0
11/03	Lions	S	39	23	273	59.0	7.0	11.9	0	1	41	0/0	69.7	3	0	0	0
2024 TOTALS		7-7	240	147	1,820	61.3	7.6	12.4	15	10	70t	7/62	88.2	13	28	12	0

ISAIAH MCDUFFIE

58

LINEBACKER
BOSTON COLLEGE

Fourth NFL Season | Fourth Packers Season



Ht: 6-1 | Wt: 227 | Born: July 21, 1999 | NFL Games Played/Started: 55/18 | Acquired: D6b-21

AT A GLANCE

- » Played in 16 games in 2023 and set career highs in games started (eight), tackles (82, No. 2 on the team), solo tackles (52, tied for No. 3 on the team), tackles for a loss (five) and QB hits (three), and recorded the first half-sack and pass defended of his career. Also appeared in both postseason contests and made his first career playoff start.
- » Saw action in all 17 games in 2022 and made his first career start. Posted 30 tackles (19 solo) on defense and was tied for the team lead with a career-high 13 special teams tackles.
- » Played in 13 games as a rookie and registered two tackles on special teams while also appearing in the postseason contest, where he recorded a special teams tackle.
- » Earned second-team All-Atlantic Coast Conference honors in 2020 after ranking No. 5 in the nation and No. 2 in the ACC with a career-best 107 tackles (54 solo).
- » A two-way performer at linebacker and running back who played for his dad, head coach Stevenson McDuffie, at Bennett High School in Buffalo, N.Y. Was a three-time captain and finished with school records for single-season tackles (161), single-game tackles (29), career touchdowns (70) and career rushing yards (5,529).

2024 SEASON: Has started all nine games, recording 54 tackles (26 solo), a shared sack, a tackle for a loss, three quarterback hits and a career-high two passes defended...Ranks No. 2 on the team in tackles...Has posted one tackle on special teams...**At Philadelphia (Sept. 6):** Started and played 74 of 76 snaps on defense, recording six tackles (three solo) and a QB hit. Also saw action on nine special teams snaps...**Vs. Indianapolis (Sept. 15):** Started and played 50 of 56 snaps on defense, recording four tackles (three solo), a QB hit and a pass defended. Broke up a pass intended for RB Jonathan Taylor on third down on the Colts' first drive of the game, forcing Indianapolis to punt. Hit QB Anthony Richardson, forcing an incompleton to WR Michael Pittman Jr. on the Colts' first drive of the second half...**At Tennessee (Sept. 22):** Started and played 42 snaps on defense, leading the team with a season-high nine tackles (six solo), a shared sack and a QB hit. Helped LB Quay Walker sack QB Will Levis on fourth-and-2 to force a turnover on downs and give the Packers' offense the ball at the Tennessee 36...**Vs. Minnesota (Sept. 29):** Started and played 52 snaps on defense, recording six tackles (two solo) and a pass defended. Deflected a pass intended for WR Justin Jefferson on the Vikings' first drive of the game. Also appeared on 10 special teams snaps, posting a tackle on punt coverage...**At L.A. Rams (Oct. 6):** Started and played 46 snaps on defense, finishing with nine tackles (three solo) to tie his season high. Also saw action on seven special teams plays...**Vs. Arizona (Oct. 13):** Started and played 26 defensive snaps, posting three tackles (two solo). Also appeared on five special teams snaps...**Vs. Houston (Oct. 20):** Started and played 44 snaps on defense, recording four tackles (two solo). Also saw action on 10 special teams snaps...**At Jacksonville (Oct. 27):** Started and played 38 snaps on defense, recording eight tackles (four solo). Also appeared on 11 special teams plays...**Vs. Detroit (Nov. 3):** Started and played 19 snaps on defense, recording five tackles (one solo) and a tackle for a loss. Tackled RB David Montgomery for a loss of a yard on the final play of the third quarter. Also saw action on six special teams snaps.

ISAIAH MCDUFFIE'S NFL REGULAR-SEASON DEFENSIVE STATISTICS

YEAR	TEAM	GP	GS	TACKLES					INTERCEPTIONS										ST				MISC			
				TK	S	A	TFL	YDS	SK	YDS	QBH	NO	YDS	LG	TD	PD	FF	FR	TD	YDS	TK	S	A	FF	FR	S
2021	Packers	13	0	0	0	0	0	0	0	0	0	0	0	0	0	0	0	0	0	2	0	2	0	0	0	0
2022	Packers	17	1	30	19	11	0	0	0	0	0	0	0	0	0	0	0	0	0	13	8	5	0	1	0	0
2023	Packers	16	8	82	52	30	5	8	0.5	5.0	3	0	0	0	0	1	0	0	0	4	4	0	0	0	0	0
2024	Packers	9	9	54	26	28	1	1	0.5	0.0	3	0	0	0	0	2	0	0	0	1	1	0	0	0	0	0
NFL TOTALS		55	18	166	97	69	6	9	1.0	5.0	6	0	0	0	0	3	0	0	0	20	13	7	0	1	0	0

ISAIAH MCDUFFIE'S NFL POSTSEASON DEFENSIVE STATISTICS

YEAR	TEAM	GP	GS	TACKLES					INTERCEPTIONS										ST				MISC			
				TK	S	A	TFL	YDS	SK	YDS	QBH	NO	YDS	LG	TD	PD	FF	FR	TD	YDS	TK	S	A	FF	FR	S
2021	Packers	1	0	0	0	0	0	0	0	0.0	0.0	0	0	0	0	0	0	0	0	1	1	0	0	0	0	0
2023	Packers	2	1	4	3	1	0	0	0	0.0	0.0	0	0	0	0	0	0	0	0	2	2	0	0	0	0	0
NFL TOTALS		3	1	4	3	1	0	0	0	0.0	0.0	0	0	0	0	0	0	0	0	3	3	0	0	0	0	0

SINGLE-GAME HIGHS: DEFENSIVE

Total Tackles	12 vs. Dallas Cowboys, Nov 13, 2022 11 at Detroit Lions, Nov 23, 2023	Passes Defended	1 vs. Minnesota Vikings, Sep 29, 2024 1 vs. Indianapolis Colts, Sep 15, 2024 ...1 more at 1.
Solo Tackles	7 at Pittsburgh Steelers, Nov 12, 2023 7 at Denver Broncos, Oct 22, 2023 ...1 more at 7.	Tackles For Loss	2 vs. Los Angeles Rams, Nov 05, 2023 1 vs. Detroit Lions, Nov 03, 2024 ...3 more at 1.
Sacks	0.5 at Tennessee Titans, Sep 22, 2024 0.5 at Minnesota Vikings, Dec 31, 2023	Special Teams Tackles	2 vs. Detroit Lions, Sep 28, 2023 2 vs. Detroit Lions, Jan 08, 2023 ...1 more at 2.

2024 GXG REGULAR SEASON (PACKERS)

DATE OPPONENT	P/S	TK	S	A	SK	YDS	INT	PD	FF	FR
09/06 at Eagles	S	6	3	3	0.0	0.0	0	0	0	0
09/15 Colts	S	4	3	1	0.0	0.0	0	1	0	0
09/22 at Titans	S	9	6	3	0.5	0.0	0	0	0	0
09/29 Vikings	S	6	2	4	0.0	0.0	0	1	0	0
10/06 at Rams	S	9	3	6	0.0	0.0	0	0	0	0
10/13 Cardinals	S	3	2	1	0.0	0.0	0	0	0	0
10/20 Texans	S	4	2	2	0.0	0.0	0	0	0	0
10/27 at Jaguars	S	8	4	4	0.0	0.0	0	0	0	0
11/03 Lions	S	5	1	4	0.0	0.0	0	0	0	0
2024 TOTALS	9-9	54	26	28	0.5	0.0	0	2	0	0

XAVIER MCKINNEY

29 SAFETY ALABAMA

Fifth NFL Season | First Packers Season



Ht: 6-0 | Wt: 201 | Born: August 9, 1999 | NFL Games Played/Started: 58/55 | Acquired: UFA (NYG)-24

AT A GLANCE

- » First name is pronounced ZAY-vier.
- » Was one of only two NFL players (S Jordan Whitehead) to register 250-plus tackles (254), eight-plus interceptions (eight) and 25-plus passes defended (26) over the past three seasons (2021-23).
- » Ranked No. 2 in the NFL (per STATS) among NFL safeties in passes defended (26) over the past three seasons (2021-23) behind only Justin Simmons (27).
- » In 2023, was one of only four players in the league (Antoine Winfield Jr., Julian Love, Quincy Williams) to post 100-plus tackles (116), 10-plus passes defended (11), a forced fumble (one) and a fumble recovery (two). Was the first Giant to hit those marks in a season since DB Terrell Thomas in 2010.
- » Was tied for the league lead among safeties with a career-high five INTs in 2021.
- » During his four seasons with the Giants, helped the defense rank No. 10 in the NFL over that span in opponent passer rating (89.0) and tied for No. 7 in TD passes allowed (91).
- » As a junior at Alabama in 2019, earned first-team All-Southeastern Conference honors from the coaches and media and was named a semifinalist for the Jim Thorpe Award, presented annually to the nation's top defensive back.

2024 SEASON: Has started all nine contests and has posted 40 tackles (25 solo), a sack, two tackles for a loss, seven passes defended (tied for No. 1 on the team), a QB hit, a fumble recovery and six interceptions (tied for No. 1 in the NFL)...Is the first player in team history to record six games with an INT in the first eight games of a season...Since the 1970 AFL-NFL merger, is tied for the second-most games with an INT (six) in the first eight contests behind only Washington DB Lemar Parrish (seven games in 1979)...Is the first Packer since CB Willie Buchanan in 1978 to post six interceptions in the team's first eight games of the season...Became the first player in team history to register an INT in each of his first five games in a Green Bay uniform...Is the first NFL player since the 1970 merger with an INT in each of his first five games with a team...His streak of five straight games with an INT tied for the longest streak in franchise history (Irv Comp in 1943)...Is the fourth NFL player since 1970 with a takeaway in each of his team's first five games of a season, joining Trevon Diggs (2021), Brian Russell (2003) and Lemar Parrish (1979)...Dating back to last season, had at least one INT in six games (Week 18 of 2023 and Weeks 1-5 of 2024), tied with eight other players for the longest INT streak since the 1970 merger...Tied for the sixth-longest streak in NFL history behind only Tom Morrow (eight in 1962-63) and four players with seven...His seven INTs over six games tied for the most in the NFL since 2010 over a six-game span with Cowboys CB Trevon Diggs (2021) and Chiefs CB Marcus Peters (2015-16)...**At Philadelphia (Sept. 6):** Played all 76 defensive snaps in his Packer debut, posting four tackles (three solo), a pass defended and intercepted QB Jalen Hurts when he undercut a deep pass early in the first quarter, returning it 17 yards to the Philadelphia 19-yard line. It was his fourth interception in five regular-season games against the Eagles, the most he has against one team. Tied Dallas CB Trevon Diggs for the most interceptions against Philadelphia since 2020...**Vs. Indianapolis (Sept. 15):** Was one of three players to play all 56 defensive snaps, recording four tackles (three solo), a tackle for a loss, a pass defended and picked off QB Anthony Richardson on an overthrow deep over the middle, returning it 18 yards to the Green Bay 31-yard line. On third-and-1 on the first play of the fourth quarter, tracked down RB Trey Sermon on an option play for a loss of 4 yards, forcing a 50-yard field goal that missed wide left...**At Tennessee (Sept. 22):** One of two defenders to play all 54 defensive snaps, recording four tackles (three solo) and a pass defended, and leaped into the air on a deep ball down the sideline to intercept QB Will Levis at the Green Bay 18-yard line with just over two minutes to play in the game...**Vs. Minnesota (Sept. 29):** One of two Packers to see action on all 68 defensive snaps, posting four tackles (two solo), an interception and a pass defended. With 10:24 left in the third quarter and the Vikings on the Green Bay 20-yard line, intercepted a pass to the sideline at the Green Bay 2 when he jumped to cut in front of RB Aaron Jones...**At L.A. Rams (Oct. 6):** One of four Packers to play on all 78 defensive snaps, recording three tackles (two solo), an interception, two passes defended and a fumble recovery. Both takeaways came in the third quarter on back-to-back drives and each led to a TD on the Packers' ensuing drive. Became the first Packer to have an INT and an opponent fumble recovery in a quarter since Charles Woodson (third quarter) at Carolina in Week 2 of 2011...**Vs. Arizona (Oct. 13):** One of three Packers to play all 58 defensive snaps, recording four tackles (all solo for a season high)...**Vs. Houston (Oct. 20):** One of three Packers to play all 64 defensive snaps, registering six tackles (five solo), a tackle for a loss and a QB hit, and registered the first sack as a Packer (second of his career) when he blitzed off the edge to blindside QB C.J. Stroud for as loss of 8 yards on third-and-6. Part of a defense that held Stroud to a career-low 86 passing yards on 10-of-21 passing for a 58.8 rating...**At Jacksonville (Oct. 27):** One of three Packer defenders to play all 57 snaps, recording six tackles (four solo), a pass defended and an interception of QB Trevor Lawrence on a deep pass that set up Green Bay at the Jacksonville 28. The Packers scored four plays later to go up, 7-0...**Vs. Detroit (Nov. 3):** One of four Packers to play all 57 defensive snaps and posted five tackles (all assists).

XAVIER MCKINNEY'S NFL REGULAR-SEASON DEFENSIVE STATISTICS

YEAR	TEAM	GP	TACKLES										INTERCEPTIONS										ST				MISC			
			GS	TK	S	A	TFL	YDS	SK	YDS	QBH	NO	YDS	LG	TD	PD	FF	FR	TD	YDS	TK	S	A	FF	FR	S	A			
2020	Giants	6	4	24	14	10	1	3	0.0	0.0	0	1	0	0	0	1	0	0	0	0	1	0	1	0	0	0	0	0		
2021	Giants	17	16	93	59	34	1	2	0.0	0.0	0	5	64	41	1	10	0	0	0	0	0	0	0	0	0	0	0			
2022	Giants	9	9	44	28	16	2	8	1.0	8.0	1	0	0	0	5	1	0	0	0	0	1	1	0	0	0	0	0			
2023	Giants	17	17	116	78	38	2	2	0.5	3.0	1	3	22	18	0	11	1	2	0	0	0	0	0	0	0	0	0			
2024	Packers	9	9	40	25	15	2	12	1.0	8.0	1	6	63	28	0	7	0	1	0	7	2	1	1	0	0	0	0			
NFL TOTALS		58	55	317	204	113	8	27	2.5	19.0	3	15	149	41	1	34	2	3	0	7	4	2	2	0	0	0	0			

XAVIER MCKINNEY'S NFL POSTSEASON DEFENSIVE STATISTICS

YEAR	TEAM	GP	TACKLES										INTERCEPTIONS										ST				MISC			
			GS	TK	S	A	TFL	YDS	SK	YDS	QBH	NO	YDS	LG	TD	PD	FF	FR	TD	YDS	TK	S	A	FF	FR	S	A			
2022	Giants	2	2	16	8	8	1	1	1.0	6.0	0	0	0	0	0	2	1	0	0	0	0	0	0	0	0	0	0			
NFL TOTALS		2	2	16	8	8	1	1	1.0	6.0	0	0	0	0	0	2	1	0	0	0	0	0	0	0	0	0	0			

SINGLE-GAME HIGHS: DEFENSIVE

Total Tackles 13 at Washington Commanders, Nov 19, 2023
 10 at Philadelphia Eagles, Dec 25, 2023
 ...3 more at 10.

Solo Tackles 8 at Washington Commanders, Nov 19, 2023
 8 at Dallas Cowboys, Nov 12, 2023

Sacks 1.0 at Seattle Seahawks, Oct 30, 2022
 0.5 at Philadelphia Eagles, Dec 25, 2023
 3 vs. Philadelphia Eagles, Jan 07, 2024

Passes Defensed 2 vs. New England Patriots, Nov 26, 2023
 ...7 more at 2.

Forced Fumbles 1 at Miami Dolphins, Oct 08, 2023
 1 at Jacksonville Jaguars, Oct 23, 2022

Fumble Recoveries 1 at Los Angeles Rams, Oct 06, 2024
 1 vs. Green Bay Packers, Dec 11, 2023
 ...1 more at 1.

Tackles For Loss 1 vs. Indianapolis Colts, Sep 15, 2024
 1 vs. Los Angeles Rams, Dec 31, 2023
 ...5 more at 1.

Interceptions 2 vs. Philadelphia Eagles, Jan 07, 2024
 2 vs. Las Vegas Raiders, Nov 07, 2021
 ...1 more at 2.

Interception Return Yards 41 vs. Las Vegas Raiders, Nov 07, 2021
 28 at Los Angeles Rams, Oct 06, 2024

Special Teams Tackles 1 vs. Detroit Lions, Nov 03, 2024
 1 at Tennessee Titans, Sep 22, 2024
 ...2 more at 1.

Longest Opp Fumble Return 7 at Los Angeles Rams, Oct 06, 2024

2024 GXG REGULAR SEASON (PACKERS)

DATE OPPONENT	P/S	TK	S	A	SK	YDS	INT	PD	FF	FR
09/06 at Eagles	S	4	3	1	0.0	0.0	1	1	0	0
09/15 Colts	S	4	3	1	0.0	0.0	1	1	0	0
09/22 at Titans	S	4	3	1	0.0	0.0	1	1	0	0
09/29 Vikings	S	4	1	3	0.0	0.0	1	1	0	0
10/06 at Rams	S	3	2	1	0.0	0.0	1	2	0	1
10/13 Cardinals	S	4	4	0	0.0	0.0	0	0	0	0
10/20 Texans	S	6	5	1	1.0	8.0	0	0	0	0
10/27 at Jaguars	S	6	4	2	0.0	0.0	1	1	0	0
11/03 Lions	S	5	0	5	0.0	0.0	0	0	0	0
2024 TOTALS	9-9	40	25	15	1.0	8.0	6	7	0	1

BRANDON MCMANUS 17

KICKER
TEMPLE



11th NFL Season | First Packers Season



Ht: 6-3 | Wt: 201 | Born: July 25, 1991 | NFL Games Played/Started: 164/0 | Acquired: FA-24

AT A GLANCE

- » Ranks No. 4 in the NFL in field goals (257) and points scored (1,089) since 2014 and ranks No. 3 in the league over that span in field goals of 50-plus yards (45). Led the NFL with 28 field goals of 50-plus yards over the last four seasons (2020-23).
- » In the regular season, has made 257 of 315 field goals (81.6 pct.) with a long of 61 yards and has connected on 318 of 327 extra points (97.2 pct.). Has made all 10 field goals and all three extra points in the postseason.
- » Appeared in all 17 games for the Jacksonville Jaguars in 2023, connecting on 30 of 37 field goals (81.1 pct.) and all 35 extra points.
- » Has spent time with the New York Giants (2014), Denver Broncos (2014-22), Jacksonville Jaguars (2023) and Washington Commanders (2024), appearing in 161 regular-season games and four postseason contests. Was originally signed by the Indianapolis Colts as an undrafted free agent in 2013.
- » Of his 760 kickoffs, 550 have resulted in touchbacks (72.4 pct.) in the regular season and 16 of 21 postseason kickoffs went for touchbacks (76.2 pct.).

2024 SEASON: Has played in three games, connecting on 6 of 7 field-goal attempts (85.7 pct.) and all six extra points (100 pct.)...Of his 14 kickoffs, eight have resulted in a touchback (57.1 pct.)...Was signed on Oct. 16...**Vs. Houston (Oct. 20):** Connected on a game-winning 45-yard FG as time expired in his Packers debut. Made all three extra points. Posted three touchbacks on four kickoffs...**At Jacksonville (Oct. 27):** Connected on a season-high three FGs (31, 38, 24), including a game-winning 24-yard FG as time expired. Became first kicker in NFL history to make a game-winning FG as time expired in both of his first two games with a team. Made all three extra points. Posted four touchbacks on six kickoffs...**Vs. Detroit (Nov. 3):** Connected on 2 of 3 FGs (30, 38) and posted one touchback on four kickoffs.

BRANDON MCMANUS' NFL REGULAR-SEASON KICKING STATISTICS

DATE	TEAM	GP	FGM	FGA	PCT.	LG	XP	XPA	PCT.	BLK	PTS
2014	Broncos	15	9	13	69.2	44	41	41	100.0	0	68
2015	Broncos	16	30	35	85.7	57	35	36	97.2	0	125
2016	Broncos	16	29	34	85.3	55	32	33	97.0	0	119
2017	Broncos	16	24	32	75.0	53	27	27	100.0	2	99
2018	Broncos	16	20	25	80.0	53	35	35	100.0	0	95
2019	Broncos	16	29	34	85.3	53	25	26	96.2	0	112
2020	Broncos	15	28	34	82.4	58	24	27	88.9	2	108
2021	Broncos	17	26	31	83.9	61	33	34	97.1	1	111
2022	Broncos	17	28	36	77.8	55	25	27	92.6	2	109
2023	Jaguars	17	30	37	81.1	56	35	35	100.0	1	125
2024	Packers	3	6	7	85.7	45	6	6	100.0	0	24
NFL TOTALS		164	259	318	81.4	61	318	327	97.2	8	1,095

BRANDON MCMANUS' NFL POSTSEASON KICKING STATISTICS

DATE	TEAM	GP	FGM	FGA	PCT.	LG	XP	XPA	PCT.	BLK	PTS
2014	Broncos	1	0	0	0.0	0	0	0	0.0	0	0
2015	Broncos	3	10	10	100.0	52	3	3	100.0	0	33
NFL TOTALS		4	10	10	100.0	52	3	3	100.0	0	33

BRANDON MCMANUS' NFL REGULAR-SEASON FIELD-GOAL ACCURACY STATISTICS

DATE	TEAM	1-19	PCT.	20-29	PCT.	30-39	PCT.	40-49	PCT.	50+	PCT.
2014	Broncos	0-0	0.0	5-5	100.0	2-3	66.7	2-3	66.7	0-2	0.0
2015	Broncos	0-0	0.0	12-12	100.0	8-8	100.0	5-8	62.5	5-7	71.4
2016	Broncos	0-0	0.0	9-9	100.0	10-10	100.0	7-9	77.8	3-6	50.0
2017	Broncos	0-0	0.0	6-8	75.0	11-12	91.7	4-6	66.7	3-6	50.0
2018	Broncos	0-0	0.0	5-5	100.0	6-6	100.0	7-7	100.0	2-7	28.6
2019	Broncos	0-0	0.0	6-6	100.0	9-9	100.0	10-12	83.3	4-7	57.1
2020	Broncos	0-0	0.0	6-6	100.0	4-5	80.0	8-8	100.0	10-15	66.7
2021	Broncos	0-0	0.0	7-8	87.5	6-6	100.0	8-8	100.0	5-9	55.6
2022	Broncos	0-0	0.0	6-7	85.7	4-6	66.7	10-10	100.0	8-13	61.5
2023	Jaguars	0-0	0.0	4-4	100.0	10-10	100.0	11-13	84.6	5-10	50.0
2024	Packers	0-0	0.0	1-1	100.0	4-4	100.0	1-2	50.0	0-0	0.0
NFL TOTALS		0-0	0.0	67-71	94.4	74-79	93.7	73-86	84.9	45-82	54.9

BRANDON MCMANUS' NFL POSTSEASON FIELD-GOAL ACCURACY STATISTICS

DATE	TEAM	1-19	PCT.	20-29	PCT.	30-39	PCT.	40-49	PCT.	50+	PCT.
2014	Broncos	0-0	0.0	0-0	0.0	0-0	0.0	0-0	0.0	0-0	0.0
2015	Broncos	0-0	0.0	1-1	100.0	4-4	100.0	3-3	100.0	2-2	100.0
NFL TOTALS		0-0	0.0	1-1	100.0	4-4	100.0	3-3	100.0	2-2	100.0

SINGLE-GAME HIGHS: KICKER

Field Goals Made	4 vs. Carolina Panthers, Dec 31, 2023 4 at Pittsburgh Steelers, Oct 29, 2023 ...5 more at 4.	Points	14 vs. Carolina Panthers, Dec 31, 2023 14 vs. New York Jets, Sep 26, 2021 ...2 more at 14.
Field Goal Attempts	6 vs. Las Vegas Raiders, Jan 03, 2021 5 vs. Indianapolis Colts, Sep 18, 2016 ...2 more at 5.	Special Teams Tackles	1 vs. Cincinnati Bengals, Dec 04, 2023 1 at Los Angeles Chargers, Jan 02, 2022 ...8 more at 1.
Longest Field Goals Made	61 at Los Angeles Chargers, Jan 02, 2022 58 vs. New Orleans Saints, Nov 29, 2020	Kickoff Average	67.6 at Cincinnati Bengals, Dec 22, 2014 67.3 vs. Green Bay Packers, Nov 01, 2015
Longest Field Goal Attempts	70 vs. Las Vegas Raiders, Jan 03, 2021 64 at Seattle Seahawks, Sep 12, 2022 ...1 more at 64.	Extra Point Attempt Percentage	100.0 vs. Detroit Lions, Dec 12, 2021 100.0 at Houston Texans, Dec 08, 2019 ...6 more at 100.0.
PATs Made	6 at Arizona Cardinals, Oct 18, 2018 6 vs. Dallas Cowboys, Sep 17, 2017 ...1 more at 6.	Field Goal Percentage	100.0 vs. Carolina Panthers, Dec 31, 2023 100.0 at Pittsburgh Steelers, Oct 29, 2023 ...2 more at 100.0.
PAT Attempts	6 at Arizona Cardinals, Oct 18, 2018 6 vs. Dallas Cowboys, Sep 17, 2017 ...1 more at 6.	Touchbacks	8 at New York Jets, Oct 01, 2020 8 vs. Arizona Cardinals, Oct 05, 2014

2024 GXG REGULAR SEASON (PACKERS)

DATE	OPPONENT	FIELD GOALS					EXTRA POINTS				
		FGM	FGA	PCT	LG	XP	XPA	PCT	BLK	PTS	
09/06	at Eagles										
09/15	Colts										
09/22	at Titans										
09/29	Vikings										
10/06	at Rams										
10/13	Cardinals										
10/20	Texans	P	1	1	100.0	45	3	3	100.0	0	6
10/27	at Jaguars	P	3	3	100.0	38	3	3	100.0	0	12
11/03	Lions	P	2	3	66.7	38	0	0	0.0	0	6
2024 TOTALS		3	6	7	85.7	45	6	6	100.0	0	24

BO MELTON

80

WIDE RECEIVER
RUTGERS

First NFL Season | First Packers Season



Ht: 5-11 | Wt: 189 | Born: May 18, 1999 | NFL Games Played/Started: 14/1 | Acquired: FA-22 (PS-Sea.)

AT A GLANCE

- » Appeared in five games with one start for the Packers last season, posting 16 receptions for 218 yards (13.6 avg.) and a TD along with three carries for 21 yards (7.0 avg.).
- » Made his first NFL start at Minnesota in Week 17 and posted a career-high six catches for a career-best 105 yards (17.5 avg.) and a TD, becoming the first Packer to post 100-plus receiving yards and a receiving TD in his first NFL start since WR Jarrett Boykin in 2013.
- » Was signed to Green Bay's active roster from Seattle's practice squad on Dec. 27, 2022.
- » Was selected by the Seahawks in the seventh round (No. 229 overall) of the 2022 NFL Draft, the first WR from Rutgers to be drafted since Leonte Carroo (third round) by the Miami Dolphins in 2016.
- » Appeared in 56 games with 42 starts in five seasons at Rutgers (2017-21), finishing his career ranked No. 3 in school history in games played, No. 6 in receptions (164), tied for No. 8 in 100-yard receiving games (five) and No. 10 in receiving yards (2,011).

2024 SEASON: Has appeared in all nine games, seeing time on offense and special teams...Has posted five catches for 73 yards (14.6 avg.) and 34 rushing yards on five carries (6.8 avg.)...Has added two tackles and a fumble recovery on special teams...**At Philadelphia (Sept. 6):** Appeared on eight plays on offense and nine on special teams...**Vs. Indianapolis (Sept. 15):** Played 16 snaps on offense and seven on special teams...**At Tennessee (Sept. 22):** Appeared on 17 plays on offense and six on special teams...**Vs. Minnesota (Sept. 29):** Played 11 snaps on offense and hauled in a 28-yard pass early in the fourth quarter. Also appeared on 14 plays on special teams and recovered a muffed punt by Vikings WR Jalen Nailor with under a minute remaining in the first half, giving Green Bay the ball at the Minnesota 3 to set up a TD two plays later...**At L.A. Rams (Oct. 6):** Appeared on a season-high 29 snaps on offense and one on special teams, posting a 12-yard reception...**Vs. Arizona (Oct. 13):** Played 27 snaps on offense and six on special teams, posting a career-high 27 rushing yards on two carries (13.6 avg.) while adding a 6-yard reception. Added a special teams tackle...**Vs. Houston (Oct. 20):** Appeared on eight plays on offense and nine on special teams, posting an 8-yard reception...**At Jacksonville (Oct. 27):** Played 12 snaps on offense and registered a tackle in 17 snaps of work on special teams...**Vs. Detroit (Nov. 3):** Appeared on 11 snaps on offense and six on special teams, posting a 19-yard reception and downing a Daniel Whelan punt at the Detroit 9 early in the second quarter.

BO MELTON'S NFL REGULAR-SEASON RECEIVING STATISTICS

DATE	TEAM	GP	GS	RECEIVING				
				NO.	YDS.	AVG.	LG	TD
2023	Packers	5	1	16	218	13.6	37	1
2024	Packers	9	0	5	73	14.6	28	0
NFL TOTALS		14	1	21	291	13.9	37	1

BO MELTON'S NFL POSTSEASON RECEIVING STATISTICS

DATE	TEAM	GP	GS	RECEIVING				
				NO.	YDS.	AVG.	LG	TD
2023	Packers	2	0	2	26	13.0	19t	1
NFL TOTALS		2	0	2	26	13.0	19t	1

SINGLE-GAME HIGHS: RUSHING/RECEIVING

Rush Attempts 2 vs. Arizona Cardinals, Oct 13, 2024
2 vs. Indianapolis Colts, Sep 15, 2024
...1 more at 2.

Rushing Yards 27 vs. Arizona Cardinals, Oct 13, 2024
14 vs. Chicago Bears, Jan 07, 2024

Longest Runs 16 vs. Arizona Cardinals, Oct 13, 2024
16 vs. Indianapolis Colts, Sep 15, 2024

Receptions 6 at Minnesota Vikings, Dec 31, 2023
5 vs. Chicago Bears, Jan 07, 2024

Receiving Yards 105 at Minnesota Vikings, Dec 31, 2023
62 vs. Chicago Bears, Jan 07, 2024

Receiving Average 17.5 at Minnesota Vikings, Dec 31, 2023
12.4 vs. Chicago Bears, Jan 07, 2024

Longest Receptions 37 at Minnesota Vikings, Dec 31, 2023
28 vs. Minnesota Vikings, Sep 29, 2024
...1 more at 28.

Receiving TDs 1 at Minnesota Vikings, Dec 31, 2023

Special Teams Tackles 1 at Minnesota Vikings, Dec 31, 2023

Most TDs 1 at Minnesota Vikings, Dec 31, 2023

Scrimmage Yards 105 at Minnesota Vikings, Dec 31, 2023
76 vs. Chicago Bears, Jan 07, 2024

2024 GXG REGULAR SEASON (PACKERS)

DATE	OPPONENT	P/S	RECEIVING					RUSHING				
			NO.	YDS.	AVG.	LG	TD	NO.	YDS.	AVG.	LG	TD
09/06	at Eagles	P	0	0	0.0	0	0	0	0	0.0	0	0
09/15	Colts	P	0	0	0.0	0	0	2	8	4.0	16	0
09/22	at Titans	P	0	0	0.0	0	0	0	0	0.0	0	0
09/29	Vikings	P	1	28	28.0	28	0	0	0	0.0	0	0
10/06	at Rams	P	1	12	12.0	12	0	0	0	0.0	0	0
10/13	Cardinals	P	1	6	6.0	6	0	2	27	13.5	16	0
10/20	Texans	P	1	8	8.0	8	0	1	-1	-1.0	-1	0
10/27	at Jaguars	P	0	0	0.0	0	0	0	0	0.0	0	0
11/03	Lions	P	1	19	19.0	19	0	0	0	0.0	0	0
2024 TOTALS		9-0	5	73	14.6	28	0	5	34	6.8	16	0

JACOB MONK 62

CENTER/GUARD
DUKE

Rookie



Ht: 6-3 | Wt: 308 | Born: June 4, 2001 | NFL Games Played/Started: 8/0 | Acquired: D5a-24

AT A GLANCE

- » Appeared in 59 games with 58 starts in his five seasons at Duke, opening games at three different spots on the offensive line (34 at right guard, 12 at center, 12 at right tackle).
- » Earned second-team All-Atlantic Coast honors in 2023 and twice earned All-ACC honorable mention (2021-22) while also being a two-time team captain (2022-23).
- » Anchored an offensive line that helped the Blue Devils rank tied for No. 24 in the nation in sacks allowed per game in 2023 (1.31, 17 sacks in 13 games).
- » In 2022, helped clear the way for Duke to register a school-record 31 rushing TDs as the Blue Devils also ranked No. 1 in the ACC in sacks allowed (17).
- » In 2019, became the first true freshman to start a season opener on the offensive line for Duke since Bryan Morgan in 2007.
- » Selected by the Packers with the first of two picks in the fifth round (No. 163 overall) of the 2024 NFL Draft, becoming the first offensive lineman from Duke to be drafted by Green Bay.
- » Was a three-year team captain and a three-time all-conference selection at Corinth Holders High School in Wendell, N.C.

2024 SEASON: Has appeared in eight games, seeing time on special teams...Has been inactive (healthy scratch) for one contest...**At Philadelphia (Sept. 6):** Appeared on seven plays on special teams in his NFL debut...**Vs. Indianapolis (Sept. 15):** Played five snaps on special teams...**At Tennessee (Sept. 22):** Appeared on seven plays on special teams...**Vs. Minnesota (Sept. 29):** Played five snaps on special teams...**At L.A. Rams (Oct. 6):** Played four snaps on special teams...**Vs. Arizona (Oct. 13):** Appeared on two snaps on special teams...**Vs. Houston (Oct. 20):** Inactive (healthy scratch)...**At Jacksonville (Oct. 27):** Played four snaps on special teams...**Vs. Detroit (Nov. 3):** Appeared on three snaps on special teams.

JACOB MONK'S NFL REGULAR-SEASON STATISTICS

DATE	TEAM	GP	GS
2024	Packers	8	0
NFL TOTALS		8	0

JORDAN MORGAN

77

TACKLE/GUARD
ARIZONA

Rookie



Ht: 6-5 | Wt: 311 | Born: August 4, 2001 | NFL Games Played/Started: 6/1 | Acquired: D1-24

AT A GLANCE

- » Appeared in 41 games with 37 starts at left tackle during his five seasons at the University of Arizona, starting all 33 games he played in over his final three seasons.
- » Earned first-team All-Pacific-12 honors from *The Associated Press* and from the coaches in 2023, helping the Wildcats rank No. 20 in the nation in total offense (448.0 ypg), No. 8 in passing offense (308.3 ypg) and No. 18 in scoring offense (34.6 ppg).
- » Allowed only two sacks in 787 snaps of work in 2023 as he led the Arizona offensive line in total blocking grade (84.3), run-blocking grade (77.0) and pass-blocking grade (87.3), per Pro Football Focus.
- » Helped the Wildcats post a 10-3 record in 2023, a nine-win improvement from 2021, the largest win improvement over two years in the history of the program.
- » Started all 10 games he played in at LT during the 2022 season, taking home first-team AP All-Pac-12 recognition after allowing just one sack in 670 snaps of action and helping Arizona rank No. 6 in the nation in passing offense (318.4 ypg).
- » Selected by the Packers in the first round (No. 25 overall) of the 2024 NFL Draft, the first offensive lineman from the University of Arizona to be picked in the first round since John Fina (No. 27 overall) by Buffalo in 1992.
- » Earned all-state honors at Marana High School (Tucson, Ariz.), helping lead the team to three consecutive appearances in the state playoffs (2016-18).

2024 SEASON: Has played in six games with one start (at LG), seeing action on offense and special teams...Was sidelined for three games (Weeks 3-5) due to a shoulder injury...**At Philadelphia (Sept. 6):** Rotated with Sean Rhyhan at RG, appearing on 28 of 67 snaps as he played one out of every three series...**Vs. Indianapolis (Sept. 15):** Rotated with Rhyhan at RG in the first half, playing two series (20 snaps) before sustaining a shoulder injury that sidelined him for the second half...**At Tennessee (Sept. 22):** Inactive (shoulder)...**Vs. Minnesota (Sept. 29):** Inactive (shoulder)...**Vs. Arizona (Oct. 13):** Returned to action, appearing on 38 snaps on offense as he rotated with Rhyhan at RG. Helped protect QB Jordan Love as he was not sacked on the afternoon and as he tied his career high with four TD passes...**Vs. Houston (Oct. 20):** Played 13 snaps at RG, coming in for Ryan for the Packers' third series...**At Jacksonville (Oct. 27):** Played 22 snaps at RG as he rotated in for Rhyhan, helping to clear the way for the Packers' 170 rushing yards and two TDs on 39 carries (4.4 avg.) as the line allowed just one sack on the afternoon...**Vs. Detroit (Nov. 3):** Made his first NFL start, opening at LG in place of Elgton Jenkins with Jenkins sliding over to C in place of an injured Josh Myers (wrist). Appeared on all 65 snaps as the line did not allow a sack and cleared the way for 138 rushing yards on 23 attempts (6.0 avg.).

JORDAN MORGAN'S NFL REGULAR-SEASON STATISTICS

DATE	TEAM	GP	GS
2024	Packers	6	1
NFL TOTALS		6	1

ARRON MOSBY 53

DEFENSIVE LINEMAN
FRESNO STATE

Second NFL Season | First Packers Season



Ht: 6-3 | Wt: 250 | Born: April 13, 1999 | NFL Games Played/Started: 11/0 | Acquired: W-23 (Car.)

AT A GLANCE

- » Second-year player out of Fresno State, originally signed with the Carolina Panthers as an undrafted free agent in 2022.
- » He spent his rookie season on the Panthers' practice squad and active roster, appearing in three games.
- » In college, Mosby played in 58 games over five seasons with the Bulldogs (2017-21). As a senior, he led the team with 15.5 tackles for a loss, tied for the sixth most in a season in program history.

2024 SEASON: Has played in eight games, recording an assisted tackle, a shared sack and a quarterback hit...Has posted one tackle on special teams...Was inactive for one game (Week 1)...**At Philadelphia (Sept. 6):** Inactive...**Vs. Indianapolis (Sept. 15):** Made his Packers debut, appearing on eight special teams snaps...**At Tennessee (Sept. 22):** Played 17 snaps on special teams...**Vs. Minnesota (Sept. 29):** Appeared on 12 special teams snaps...**At L.A. Rams (Oct. 6):** Saw action on 13 special teams snaps, recording a tackle on kickoff coverage...**Vs. Arizona (Oct. 13):** Played 11 snaps on special teams...**Vs. Houston (Oct. 20):** Appeared on 17 special teams snaps...**At Jacksonville (Oct. 27):** Played two snaps on defense and a team-high 26 snaps on special teams...**Vs. Detroit (Nov. 3):** Recorded his first career sack and QB hit when he combined with DL Rashan Gary to bring down QB Jared Goff for a loss of 8 yards on third down, forcing Detroit to punt. Also appeared on 12 special teams plays.

ARRON MOSBY'S NFL REGULAR-SEASON DEFENSIVE STATISTICS

YEAR	TEAM	GP	GS	TACKLES					INTERCEPTIONS							ST				MISC						
				TK	S	A	TFL	YDS	SK	YDS	QBH	NO	YDS	LG	TD	PD	FF	FR	TD	YDS	TK	S	A	FF	FR	S
2022	Panthers	3	0	1	1	0	0	0.0	0.0	0	0	0	0	0	0	0	0	0	0	0	0	0	0	0	0	0
2024	Packers	8	0	1	0	1	0	0.5	4.0	1	0	0	0	0	0	0	0	0	0	1	1	0	0	0	0	0
NFL TOTALS		11	0	2	1	1	0	0.5	4.0	1	0	0	0	0	0	0	0	0	0	1	1	0	0	0	0	0

SINGLE-GAME HIGHS: DEFENSIVE

Total Tackles 1 vs. Detroit Lions, Nov 03, 2024
1 at Los Angeles Rams, Oct 16, 2022

Sacks 0.5 vs. Detroit Lions, Nov 03, 2024

Solo Tackles 1 at Los Angeles Rams, Oct 16, 2022


2024 GXG REGULAR SEASON (PACKERS)

DATE	OPPONENT	P/S	TK	S	A	SK	YDS	INT	PD	FF	FR	
09/06	at Eagles		INACTIVE									
09/15	Colts	P	0	0	0	0	0.0	0	0	0	0	
09/22	at Titans	P	0	0	0	0	0.0	0	0	0	0	
09/29	Vikings	P	0	0	0	0	0.0	0	0	0	0	
10/06	at Rams	P	0	0	0	0	0.0	0	0	0	0	
10/13	Cardinals	P	0	0	0	0	0.0	0	0	0	0	
10/20	Texans	P	0	0	0	0	0.0	0	0	0	0	
10/27	at Jaguars	P	0	0	0	0	0.0	0	0	0	0	
11/03	Lions	P	1	0	1	0.5	4.0	0	0	0	0	
2024 TOTALS		8-0	1	0	1	0.5	4.0	0	0	0	0	

LUKE MUSGRAVE

88

TIGHT END
OREGON STATE



Second NFL Season | Second Packers Season



Ht: 6-6 | Wt: 253 | Born: September 2, 2000 | NFL Games Played/Started: 15/11 | Acquired: D2a-23

AT A GLANCE

- » Tied the franchise rookie record (Bubba Franks, 2000) for the most receptions by a tight end with 34 despite missing six contests due to injury last season.
- » Finished with 352 receiving yards last season, good for No. 3 among rookie TEs in team history behind only Franks (363 in 2000) and Tucker Kraft (355 in 2023).
- » Ranked No. 3 in the NFL among rookie tight ends in receptions and yards per reception (min. 20 rec.) and No. 4 in receiving yards in 2023.
- » Ranked No. 2 among Pacific-12 tight ends and No. 8 among tight ends in the Power Five in yards per reception (14.3) in 2021-22.
- » Set career highs in games played (13), games started (nine), receptions (22) and receiving yards (304) in 2021. Also blocked a punt and returned it 27 yards for a TD.
- » Became the highest-drafted tight end out of Oregon State in school history and was the highest-drafted TE by Green Bay since Franks (first round, No. 14 overall) in 2000.

2024 SEASON: Has appeared in four games with two starts and has posted five catches for 22 yards (4.4 avg.)...Dressed for the Week 5 contest, but did not play...Was placed on injured reserve (ankle) on Oct. 11...**At Philadelphia (Sept. 6):** Appeared on 17 plays on offense...**Vs. Indianapolis (Sept. 15):** Started and played 31 of 70 snaps, posting a 6-yard catch and helping to block for the Packers' 261 rushing yards on 53 carries (4.9 avg.), the highest rushing-yardage total in a game by Green Bay since Sept. 28, 2003, vs. Denver (262 yards)...**At Tennessee (Sept. 22):** Appeared on 35 of 63 offensive snaps and recorded a 3-yard catch...**Vs. Minnesota (Sept. 29):** Played 25 snaps and caught three passes for 13 yards (4.3 avg.)...**At L.A. Rams (Oct. 6):** Was active, but did not see any action after dealing with an ankle injury during the week.

LUKE MUSGRAVE'S NFL REGULAR-SEASON RECEIVING STATISTICS

DATE	TEAM	GP	GS	RECEIVING				TD
				NO.	YDS.	AVG.	LG	
2023	Packers	11	9	34	352	10.4	37	1
2024	Packers	4	2	5	22	4.4	6	0
NFL TOTALS		15	11	39	374	9.6	37	1

LUKE MUSGRAVE'S NFL POSTSEASON RECEIVING STATISTICS

DATE	TEAM	GP	GS	RECEIVING				TD
				NO.	YDS.	AVG.	LG	
2023	Packers	2	1	6	66	11.0	38t	1
NFL TOTALS		2	1	6	66	11.0	38t	1

SINGLE-GAME HIGHS: RECEIVING

Receptions	6 at Las Vegas Raiders, Oct 09, 2023	Receiving TDs	1 vs. Los Angeles Rams, Nov 05, 2023
	6 vs. New Orleans Saints, Sep 24, 2023	Most TDs	1 vs. Los Angeles Rams, Nov 05, 2023
Receiving Yards	64 at Pittsburgh Steelers, Nov 12, 2023	Scrimmage Yards	64 at Pittsburgh Steelers, Nov 12, 2023
	51 vs. Los Angeles Rams, Nov 05, 2023		51 vs. Los Angeles Rams, Nov 05, 2023
Receiving Average	17.0 vs. Los Angeles Rams, Nov 05, 2023		
	16.7 at Chicago Bears, Sep 10, 2023		
Longest Receptions	37 at Chicago Bears, Sep 10, 2023		
	36 at Pittsburgh Steelers, Nov 12, 2023		

2024 GXG REGULAR SEASON (PACKERS)

DATE	OPPONENT	P/S	RECEIVING						RUSHING			
			NO.	YDS.	AVG.	LG	TD	NO.	YDS.	AVG.	LG	TD
09/06	at Eagles	S	0	0	0.0	0	0	0	0	0.0	0	0
09/15	Colts	S	1	6	6.0	6	0	0	0	0.0	0	0
09/22	at Titans	P	1	3	3.0	3	0	0	0	0.0	0	0
09/29	Vikings	P	3	13	4.3	5	0	0	0	0.0	0	0
10/06	at Rams							DID NOT PLAY				
10/13	Cardinals							INJURED RESERVE				
10/20	Texans							INJURED RESERVE				
10/27	at Jaguars							INJURED RESERVE				
11/03	Lions							INJURED RESERVE				
2024 TOTALS		4-2	5	22	4.4	6	0	0	0	0.0	0	0

JOSH MYERS

71

CENTER/GUARD
OHIO STATE

Fourth NFL Season | Fourth Packers Season



Ht: 6-5 | Wt: 310 | Born: July 16, 1998 | NFL Games Played/Started: 48/48 | Acquired: D2-21

AT A GLANCE

- » Started all 34 games at center in 2022-23, one of only two offensive linemen on the Packers (G Jon Runyan) to open every game over that span.
- » Was one of only six centers in the NFL (Jake Brendel, Mason Cole, Jason Kelce, Robert Hainsey, Luke Fortner) to start all 34 regular-season games over the past two seasons.
- » Part of a line that allowed just 62 sacks in 2022-23, tied for No. 4 in the NFL over that span.
- » Started all 17 games at center in 2022 and appeared on a team-high 1,047 offensive snaps.
- » In 2021, joined Corey Linsley (2014) as the only rookies to start at center for the Packers in the season opener since the 1970 AFL-NFL merger.
- » Played in 31 games in three years (2018-20) at Ohio State and started his final 21 contests at center for the Buckeyes. Was a part of teams that only lost one game each season he played, won three Big Ten titles and appeared in back-to-back College Football Playoffs (2019-20).
- » In 2020, earned second-team All-America honors from Sporting News and first-team All-Big Ten recognition from the coaches.

2024 SEASON: Has started all eight games he has appeared in at C and has helped the offense rank No. 4 in total offense (390.6 ypg), yards per play (6.16) and explosive runs (31), No. 3 in explosive plays (74), No. 5 in the NFL in rushing (154.8 ypg), No. 8 in yards per carry (4.88) and No. 2 in sacks allowed (12)...Part of a line that has allowed zero sacks in three games this season, tied for No. 1 in the league...**At Philadelphia (Sept. 6):** Started at C and played 65 of 67 snaps, missing the final two plays due to injury. Helped protect QB Jordan Love as he was sacked just once on the evening and cleared holes for Green Bay to register 163 rushing yards on just 21 carries (7.8 avg.)...**Vs. Indianapolis (Sept. 15):** Started at C and played all 70 snaps. Was part of a line that did not allow a sack of QB Malik Willis and cleared the way for the Packers' 261 rushing yards on 53 carries (4.9 avg.), the highest rushing-yardage total in a game by Green Bay since Sept. 28, 2003, vs. Denver (262 yards)...**At Tennessee (Sept. 22):** Started at C and played all 63 snaps, helping to clear the way for the Packers' 188 rushing yards on 37 attempts (5.1 avg.), bringing their total over their past two games to 449 rushing yards, the most over a two-game span by Green Bay in a single season since Nov. 2-10, 2003 (502 yards)...**Vs. Minnesota (Sept. 29):** Started at C and played all 76 snaps, helping the offense register a season-high 465 total yards as Love posted single-game career highs for passing yards (389), passing TDs (four) and completions (32)...**At L.A. Rams (Oct. 6):** Started at C and played all 59 snaps, helping to clear the way for the Packers' 126 rushing yards and a TD on 30 carries (4.2 avg.)...**Vs. Arizona (Oct. 13):** Started at C and played 68 of 73 snaps, missing five plays early in the fourth quarter due to injury. Helped to clear the way for the Packers' 437 total yards and was part of a line that did not allow a sack of Love as he tied his career high with four TD passes...**Vs. Houston (Oct. 20):** Started at C and played all 58 snaps, helping to protect Love as he threw for 220 yards and three TDs on 24-of-33 passing...**At Jacksonville (Oct. 27):** Started at C and played all 70 snaps, helping to clear the way for the Packers' 170 rushing yards and two TDs on 39 carries (4.4 avg.) as the line allowed just one sack on the afternoon...**Vs. Detroit (Nov. 3):** Was sidelined due to a wrist injury, snapping a streak of 43 consecutive games played.

JOSH MYERS' NFL REGULAR-SEASON STATISTICS

DATE	TEAM	GP	GS
2021	Packers	6	6
2022	Packers	17	17
2023	Packers	17	17
2024	Packers	8	8
NFL TOTALS		48	48

JOSH MYERS' NFL POSTSEASON STATISTICS

DATE	TEAM	GP	GS
2021	Packers	1	1
2023	Packers	2	2
NFL TOTALS		3	3

KEISEAN NIXON

25

CORNERBACK
SOUTH CAROLINA

Sixth NFL Season | Third Packers Season



Ht: 5-10 | Wt: 200 | Born: June 22, 1997 | NFL Games Played/Started: 83/26 | Acquired: FA-22

AT A GLANCE

- » First name is pronounced KEY-shawn.
- » Became the fourth kick returner to be named first-team All-Pro by *The Associated Press* in back-to-back years (2022-23), joining Cordarrelle Patterson (2019-20), Devin Hester (2006-07) and Mel Gray (1990-91). Was the first Packer to earn a spot on the AP All-Pro team at KR since the position was added in 1976.
- » Was also named to the All-NFL and All-NFC teams as a kick returner by the Pro Football Writers of America in both 2022 and 2023, and in 2023 he was selected to the NFLPA Players' All-Pro team as a kick returner. Became just the second kick returner in franchise history to be selected to the All-NFL team by the PFWA (KR Roell Preston in 1998).
- » In 2022-23, joined Al Carmichael (1956-57) as the only players in team history to lead the NFL in kickoff return yards in back-to-back seasons (min. 20 att.).
- » Ranked No. 2 in the NFL with an average of 28.83 yards per kickoff return in 2022, the best single-season mark in franchise history among players with 30-plus kickoff returns.
- » Spent the first three years of his career (2019-21) with the Raiders, appearing in 40 games with two starts.
- » Played two years at the University of South Carolina after transferring from Arizona Western College (Yuma, Ariz.), where he earned second-team All-America honors.

2024 SEASON: Has played in all nine games with seven starts, recording 42 tackles (30 solo), four tackles for a loss, a career-high two sacks, a career-best four quarterback hits, three passes defended and a forced fumble...Is one of only two defensive backs in the NFL this season with multiple sacks and four-plus tackles for a loss (Saints CB Alontae Taylor)...Is the first Packers defensive back to reach those numbers since S Adrian Amos in 2020...Has returned seven kickoffs for 195 yards (27.9 avg.) and four punts for 48 yards (12.0 avg.)...Ranks No. 4 on the team in tackles, tied for No. 4 in tackles for a loss and tied for No. 5 in sacks...**At Philadelphia (Sept. 6):** Saw action on 52 defensive snaps, recording six tackles (one solo), his first career full sack, two tackles for a loss, two quarterback hits and a pass defended. Brought down QB Jalen Hurts for a loss of 6 yards on first down near the end of the first half to help hold the Eagles to a field goal. Broke up a pass intended for WR Jahan Dotson early in the fourth quarter. Also appeared on 12 special teams snaps, returning one kickoff for 24 yards (24.0 avg.) in the fourth quarter...**Vs. Indianapolis (Sept. 15):** Started and played 47 snaps on defense, recording three tackles (all solo). Also appeared on seven special teams plays...**At Tennessee (Sept. 22):** Recorded two tackles (both solo) on 40 defensive snaps. Also saw action on five special teams plays...**Vs. Minnesota (Sept. 29):** Started and played 66 of 68 defensive snaps, recording seven tackles (five solo), a sack, a tackle for a loss, a QB hit and a forced fumble. Sacked QB Sam Darnold for a loss of 8 yards and forced him to fumble, one that was recovered by LB Edgerrin Cooper and led to a TD two plays later to make it a one-score game with 10:16 left. Also played 13 snaps on special teams and returned a punt for 1 yard...**At L.A. Rams (Oct. 6):** Started and played all 78 snaps on defense, recording five tackles (four solo), a tackle for a loss and a pass defended. Broke up a pass intended for WR Demarcus Robinson in the second quarter on second-and-3. Tackled WR Xavier Smith for a loss of 5 yards on a first-down pass play near the end of the third quarter. Also saw action on six special teams snaps...**Vs. Arizona (Oct. 13):** Started and played all 58 snaps on defense, recording three tackles (two solo) and a pass defended. Broke up a pass intended for WR Michael Wilson on a third-down play in the first quarter, forcing Arizona to punt. On special teams, returned a career-long 39-yard punt, which set up a 44-yard TD pass to WR Christian Watson on the next play. Also returned two kickoffs for 60 yards (30.0 avg.) with a season-long return of 37 yards...**Vs. Houston (Oct. 20):** Started and played all 64 snaps on defense, posting five tackles (two solo). Returned two kickoffs for 58 yards (29.0 avg.) with a long of 32 yards and one punt for 8 yards (8.0 avg.)...**At Jacksonville (Oct. 27):** Started and played 56 of 57 snaps on defense, recording four tackles (three solo). Made back-to-back tackles on RB Tank Bigsby to help force a three-and-out by the Jacksonville offense in the second quarter. Also appeared on 12 special teams plays...**Vs. Detroit (Nov. 3):** Started and played all 57 snaps on defense, recording six tackles (four solo) and a QB hit. Posted a QB hit in the fourth quarter that forced QB Jared Goff to throw an incomplection, which brought up third-and-22 and Detroit could not convert. Also returned two kickoffs for 53 yards (26.5 average) with a long of 29 yards.

KEISEAN NIXON'S NFL REGULAR-SEASON DEFENSIVE STATISTICS

YEAR	TEAM	GP	GS	TACKLES							INTERCEPTIONS							ST			MISC									
				TK	S	A	TFL	YDS	SK	YDS	QBH	NO	YDS	LG	TD	PD	FF	FR	TD	YDS	TK	S	A	FF	FR	S	A			
2019	Raiders	14	0	3	3	0	0	0.0	0.0	0	0	0	0	0	1	0	0	0	0	0	0	0	0	0	9	9	0	0	0	0
2020	Raiders	15	1	9	6	3	0	0.0	0.0	0	0	0	0	0	1	0	0	0	0	0	0	0	0	0	5	3	2	0	0	0
2021	Raiders	11	1	8	6	2	0	0.0	0.0	0	1	0	0	0	0	0	0	0	0	0	0	0	0	0	4	1	3	0	0	0
2022	Packers	17	4	17	14	3	1	2.0	0.0	0	1	1	1	1	2	1	0	0	0	0	0	0	0	0	6	4	2	0	0	0
2023	Packers	17	13	79	58	21	3	8.0	5.0	4.0	1	1	2	2	6	0	0	0	0	0	1	1	0	0	2	0	0	0	0	0
2024	Packers	9	7	42	30	12	4	22.0	14.0	4.0	4	0	0	0	3	1	0	0	0	0	0	0	0	0	0	0	0	0	0	0
NFL TOTALS		83	26	158	117	41	8	32.2	18.0	7	2	3	2	0	12	2	0	0	0	0	25	18	7	0	2	0	0	0	0	0

KEISEAN NIXON'S NFL POSTSEASON DEFENSIVE STATISTICS

YEAR	TEAM	GP	GS	TACKLES							INTERCEPTIONS							ST			MISC										
				TK	S	A	TFL	YDS	SK	YDS	QBH	NO	YDS	LG	TD	PD	FF	FR	TD	YDS	TK	S	A	FF	FR	S	A				
2021	Raiders	1	0	0	0	0	0	0.0	0.0	0	0	0	0	0	0	0	0	0	0	0	0	0	0	0	2	0	2	0	0	0	
2023	Packers	2	1	16	10	6	1	6.0	1.0	6.0	1	0	0	0	2	0	0	0	0	0	0	0	0	0	0	0	0	0	0	0	0
NFL TOTALS		3	1	16	10	6	1	6.0	6.0	1	0	0	0	0	2	0	0	0	0	0	2	0	2	0	0	0	0	0	0	0	

KEISEAN NIXON'S NFL REGULAR-SEASON RETURN STATISTICS

DATE	TEAM	KICKOFF RETURNS					PUNT RETURNS					
		RET.	YDS.	AVG.	LG	TD	NO.	FC	YDS.	AVG.	LG	TD
2019	Raiders	3	63	21.0	26	0	0	0	0	0.0	0	0
2020	Raiders	3	21	7.0	18	0	0	0	0	0.0	0	0
2021	Raiders	0	0	0.0	0	0	0	0	0	0.0	0	0
2022	Packers	35	1,009	28.8	105t	1	11	0	140	12.7	24	0
2023	Packers	30	782	26.1	51	0	14	1	95	6.8	34	0
2024	Packers	7	195	27.9	37	0	4	0	48	12.0	39	0
NFL TOTALS		78	2,070	26.5	105t	1	29	1	283	9.8	39	0

KEISEAN NIXON'S NFL POSTSEASON RETURN STATISTICS

DATE	TEAM	KICKOFF RETURNS					PUNT RETURNS					
		RET.	YDS.	AVG.	LG	TD	NO.	FC	YDS.	AVG.	LG	TD
2021	Raiders	0	0	0.0	0	0	0	0	0	0.0	0	0
2023	Packers	2	97	48.5	73	0	0	0	0	0.0	0	0
NFL TOTALS		2	97	48.5	73	0	0	0	0	0.0	0	0

SINGLE-GAME HIGHS: DEFENSIVE

Total Tackles	11 at Minnesota Vikings, Dec 31, 2023 7 vs. Minnesota Vikings, Sep 29, 2024 ...4 more at 7.
Solo Tackles	7 at Minnesota Vikings, Dec 31, 2023 6 at Philadelphia Eagles, Sep 06, 2024 ...3 more at 6.
Sacks	1.0 vs. Minnesota Vikings, Sep 29, 2024 1.0 at Philadelphia Eagles, Sep 06, 2024
Passes Defensed	2 vs. Minnesota Vikings, Oct 29, 2023 1 vs. Arizona Cardinals, Oct 13, 2024 ...9 more at 1.

Forced Fumbles	1 vs. Minnesota Vikings, Sep 29, 2024 1 at Tampa Bay Buccaneers, Sep 25, 2022 2 at Philadelphia Eagles, Sep 06, 2024 1 at Los Angeles Rams, Oct 06, 2024 ...5 more at 1.
Tackles For Loss	1 at Los Angeles Rams, Oct 06, 2024 ...5 more at 1.
Interceptions	1 vs. Kansas City Chiefs, Dec 03, 2023 1 at Chicago Bears, Dec 04, 2022
Special Teams Fumble Recoveries	1 at New York Giants, Dec 11, 2023 1 vs. Los Angeles Chargers, Nov 19, 2023

SINGLE-GAME HIGHS: SPECIAL TEAMS

Kickoff Returns	5 at Pittsburgh Steelers, Nov 12, 2023 5 vs. Detroit Lions, Sep 28, 2023 ...3 more at 5.
Kickoff Return Yards	172 at Philadelphia Eagles, Nov 27, 2022 139 at Pittsburgh Steelers, Nov 12, 2023
Longest Kickoff Return	105t vs. Minnesota Vikings, Jan 01, 2023 93 at Miami Dolphins, Dec 25, 2022
Punt Return Yards	39 vs. Arizona Cardinals, Oct 13, 2024 38 vs. Detroit Lions, Jan 08, 2023
Longest Punt Return	39 vs. Arizona Cardinals, Oct 13, 2024 34 vs. Detroit Lions, Sep 28, 2023

Punt Returns	4 vs. Detroit Lions, Jan 08, 2023 2 vs. Arizona Cardinals, Oct 13, 2024 ...6 more at 2.
Punt Return Average	9.5 vs. Detroit Lions, Jan 08, 2023
Kickoff Return Average	34.4 at Philadelphia Eagles, Nov 27, 2022 27.8 at Pittsburgh Steelers, Nov 12, 2023
Special Teams Tackles	3 at Los Angeles Chargers, Dec 22, 2019 2 at Washington Commanders, Oct 23, 2022 ...3 more at 2.

2024 GXG REGULAR SEASON (PACKERS)

DATE	OPPONENT	P/S	TK	S	A	SK	YDS	INT	PD	FF	FR
09/06	at Eagles	P	7	6	1	1.0	6.0	0	1	0	0
09/15	Colts	S	3	3	0	0.0	0.0	0	0	0	0
09/22	at Titans	P	2	2	0	0.0	0.0	0	0	0	0
09/29	Vikings	S	7	5	2	1.0	8.0	0	0	1	0
10/06	at Rams	S	5	4	1	0.0	0.0	0	1	0	0
10/13	Cardinals	S	3	1	2	0.0	0.0	0	1	0	0
10/20	Texans	S	5	2	3	0.0	0.0	0	0	0	0
10/27	at Jaguars	S	4	3	1	0.0	0.0	0	0	0	0
11/03	Lions	S	6	4	2	0.0	0.0	0	0	0	0
2024 TOTALS		9-7	42	30	12	2.0	14.0	0	3	1	0

2024 GXG REGULAR SEASON (PACKERS)

DATE	OPPONENT	P/S	KICKOFF RETURNS					PUNT RETURNS						W/L	SCORE	
			RET	YDS	AVG	LG	TD	NO	FC	YDS	AVG	LG	TD			
09/06	at Eagles	P	1	24	24.0	24	0	0	0	0	0.0	0	0	0	L	29-34
09/15	Colts	S	0	0	0.0	0	0	0	0	0	0.0	0	0	0	W	16-10
09/22	at Titans	P	0	0	0.0	0	0	0	0	0	0.0	0	0	0	W	30-14
09/29	Vikings	S	0	0	0.0	0	0	1	0	1	1.0	1	0	L	29-31	
10/06	at Rams	S	0	0	0.0	0	0	0	0	0	0.0	0	0	W	24-19	
10/13	Cardinals	S	2	60	30.0	37	0	2	0	39	19.5	39	0	W	34-13	
10/20	Texans	S	2	58	29.0	32	0	1	0	8	8.0	8	0	W	24-22	
10/27	at Jaguars	S	0	0	0.0	0	0	0	0	0	0.0	0	0	W	30-27	
11/03	Lions	S	2	53	26.5	29	0	0	0	0	0.0	0	0	L	14-24	
2024 TOTALS		9-7	7	195	27.9	37	0	4	0	48	12.0	39	0	6-3		

KITAN OLADAPO 27

SAFETY
OREGON STATE

Rookie



Ht: 6-2 | Wt: 216 | Born: October 10, 2000 | NFL Games Played/Started: 3/0 | Acquired: D5b-24

AT A GLANCE

- » Name is pronounced kuh-TAWN oh-luh-DAPP-oh.
- » Played in 46 games with 38 starts in five seasons (2019-23) at Oregon State, recording 248 tackles (145 solo), 15½ tackles for a loss, 6½ sacks, five QB hurries, three INTs, 27 passes defended, two forced fumbles and a fumble recovery.
- » Earned first-team All-America honors from Pro Football Focus and first-team All-Pacific-12 recognition from *The Associated Press* in 2023.
- » Started all 26 games over his final two seasons and finished No. 2 on the team in tackles in both of those seasons, including a career-best 80 tackles in 2022 on his way to earning first-team AP All-Pac-12 recognition.
- » Selected by the Packers with the second of two picks in the fifth round (No. 169 overall) of the 2024 NFL Draft, becoming just the second Oregon State defensive back to be drafted by the Packers (DB Tim Smith, eighth round in 1980).
- » Earned first-team all-state honors at Central Catholic High School (Portland Ore.), helping the Rams win a state title in 2017.

2024 SEASON: Has played in three games on special teams, recording one tackle on kickoff coverage...Has been inactive (healthy scratch) for six games...**At Philadelphia (Sept. 6):** Made his NFL debut, appearing on six special teams snaps...**Vs. Indianapolis (Sept. 15):** Inactive (healthy scratch)...**At Tennessee (Sept. 22):** Inactive (healthy scratch)...**Vs. Minnesota (Sept. 29):** Inactive (healthy scratch)...**At L.A. Rams (Oct. 6):** Appeared on three special teams snaps...**Vs. Arizona (Oct. 13):** Inactive (healthy scratch)...**Vs. Houston (Oct. 20):** Inactive (healthy scratch)...**At Jacksonville (Oct. 27):** Inactive (healthy scratch)...**Vs. Detroit (Nov. 3):** Played nine snaps on special teams, recording his first career tackle on kickoff coverage in the third quarter.

KITAN OLADAPO'S NFL REGULAR-SEASON DEFENSIVE STATISTICS

YEAR	TEAM	GP	TACKLES							INTERCEPTIONS											ST				MISC		
			GS	TK	S	A	TFL	YDS	SK	YDS	QBH	NO	YDS	LG	TD	PD	FF	FR	TD	YDS	TK	S	A	FF	FR	S	A
2024	Packers	3	0	0	0	0	0	0	0.0	0.0	0	0	0	0	0	0	0	0	0	1	0	1	0	0	0	0	0
NFL TOTALS		3	0	0	0	0	0	0.0	0.0	0	0	0	0	0	0	0	0	0	0	1	0	1	0	0	0	0	

2024 GXG REGULAR SEASON (PACKERS)

DATE	OPPONENT	P/S	TK	S	A	SK	YDS	INT	PD	FF	FR
09/06	at Eagles	P	0	0	0	0.0	0.0	0	0	0	0
09/15	Colts		INACTIVE								
09/22	at Titans		INACTIVE								
09/29	Vikings		INACTIVE								
10/06	at Rams	P	0	0	0	0.0	0.0	0	0	0	0
10/13	Cardinals		INACTIVE								
10/20	Texans		INACTIVE								
10/27	at Jaguars		INACTIVE								
11/03	Lions	P	0	0	0	0.0	0.0	0	0	0	0
2024 TOTALS		3-0	0	0	0	0.0	0.0	0	0	0	0

MATT ORZECH

42

LONG SNAPPER
AZUSA PACIFIC

Fifth NFL Season | Second Packers Season



Ht: 6-3 | Wt: 245 | Born: April 12, 1995 | NFL Games Played/Started: 76/0 | Acquired: UFA (LAR)-23

AT A GLANCE

- » Last name is pronounced OR-zick.
- » Appeared in 67 regular-season games during his first four seasons in the league, handling snapping duties for all 17 contests for the Packers last season, for all 34 games for the Los Angeles Rams in 2021-22 and all 16 games for the Jacksonville Jaguars in 2019.
- » Helped Rams K Matt Gay connect on 60 of 64 field goals in 2021-22, a 93.8 percentage that ranked No. 2 in the NFL over that span.
- » Handled snapping duties for the Packers during both 2023 playoff contests and for the Rams for all four of their postseason games in 2021 as the team captured a world title with a win over the Cincinnati Bengals in Super Bowl LVI.
- » As a rookie with Jacksonville in 2019, helped K Josh Lambo set a single-season team record for field goals made (33) and P Logan Cooke lead the NFL with a franchise-record net punting average of 44.5 yards.
- » Played in 46 games with eight starts during his five seasons at Azusa Pacific (2013-15, 2017-18), seeing time at tight end and long snapper.

2024 SEASON: Has played in all nine games, handling the snapping duties for all punts and placements...Has posted one tackle on special teams...Was released on Oct. 21 and re-signed on Oct. 23...**At Philadelphia (Sept. 6):** Played 10 special teams snaps, handling the snapping duties for all punts and placements. Helped rookie K Brayden Narveson connect on three field goals (31, 23, 26) and two extra points in his NFL debut...**Vs. Indianapolis (Sept. 15):** Appeared on eight special teams snaps, handling the snapping duties for all punts and placements. Helped Narveson make three FGs (46, 42, 34) and his lone extra point. Also snapped for P Daniel Whelan, who placed a season-high three punts inside the 20...**At Tennessee (Sept. 22):** Played 13 special teams snaps, handling the snapping duties for all punts and placements. Helped Narveson connect on all three field goals (21, 26, 47) and all three extra points, including a career-long 47-yard FG in the fourth quarter. Also snapped for Whelan, who recorded a season-long punt of 63 yards...**Vs. Minnesota (Sept. 29):** Played eight special teams snaps, handling the snapping duties for all punts and placements. Snapped for Whelan, who recorded a career-long 74-yard punt. Helped Narveson connect on all three extra points...**At L.A. Rams (Oct. 6):** Appeared on nine special teams snaps, handling the snapping duties for all punts and placements. Helped Narveson connect on a 46-yard FG and all three extra points...**Vs. Arizona (Oct. 13):** Played eight special teams snaps, handling the snapping duties for all punts and placements. Snapped for Narveson who connected on two FGs (36, 41) and all four extra points. Helped Whelan place his lone punt of the game inside the 20...**Vs. Houston (Oct. 20):** Appeared on nine special teams snaps, handling the snapping duties for all punts and placements. Recorded a tackle on punt coverage. Snapped for Whelan, who set career highs in gross punting yards, gross punting average, and net punting yards. Also snapped for K Brandon McManus, who made his Packers debut and drilled a 45-yard, game-winning FG as time expired...**At Jacksonville (Oct. 27):** Played 11 snaps on special teams, handling the snapping duties for all punts and placements. Snapped for McManus as he connected on all three of his field-goal attempts, including a 24-yard game winner for the second week in a row, and all three of his extra points. Helped Whelan tie his season high with three punts inside the 20...**Vs. Detroit (Nov. 3):** Appeared on five special teams snaps, handling the snapping duties for all punts and placements. Snapped for Whelan, who placed both of his punts inside the 20. Helped McManus connect on two FGs (30, 38).

MATT ORZECH'S NFL REGULAR-SEASON STATISTICS

DATE	TEAM	GP
2019	Jaguars	16
2021	Rams	17
2022	Rams	17
2023	Packers	17
2024	Packers	9
NFL TOTALS		76

MATT ORZECH'S NFL POSTSEASON STATISTICS

DATE	TEAM	GP
2021	Rams	4
2023	Packers	2
NFL TOTALS		6

JAYDEN REED

11

WIDE RECEIVER
MICHIGAN STATE

Second NFL Season | Second Packers Season



Ht: 5-11 | Wt: 187 | Born: April 28, 2000 | NFL Games Played/Started: 25/17 | Acquired: D2b-23

AT A GLANCE

- ▶ Became the first NFL player since the 1970 AFL-NFL merger to post 80-plus receptions (81), 1,000-plus receiving yards (1,129), 10-plus receiving TDs (10) and 200-plus rushing yards (210) in his first 20 NFL games.
- ▶ Set a franchise rookie record with 64 receptions in 2023, eclipsing WR Sterling Sharpe's mark of 55 catches in 1988.
- ▶ Tied for the team lead with eight receiving TDs last season, the third most by a rookie in team history, and posted a team-best 793 receiving yards as he became the first rookie to lead the Packers in catches and receiving yards since Sharpe in 1988.
- ▶ Became the first rookie in NFL history to post 100-plus rushing yards (119), multiple rushing TDs (two), 60-plus receptions, 750-plus receiving yards and eight-plus receiving TDs.
- ▶ Was one of only three players in the NFL last season (Cowboys WR CeeDee Lamb, Raiders WR Jakobi Meyers) to post eight-plus receiving TDs and multiple rushing TDs and was just the third rookie WR in NFL history to hit those marks in a season (Ray Ramsey, 1947; Chase Claypool, 2020).
- ▶ Played three seasons at Michigan State (2020-22), finishing his career ranked No. 6 in school history in receptions (147) and tied for No. 7 in TD catches (18).
- ▶ Earned first-team All-America honors from the American Football Coaches Association as a junior in 2021 as an all-purpose player after leading the Big Ten in punt return TDs (two) and ranking No. 2 in the conference in all-purpose yards (128.8 ypg).

2024 SEASON: Has played in all nine games with four starts and has posted a team-high 36 catches for a team-best 620 yards (17.2 avg.) and three TDs...Ranks No. 6 in the league in receiving yards and No. 9 in yards per catch...Among the 37 players with 35-plus catches this season, ranks No. 1 in the league in yards per catch at 17.2...Is tied for No. 2 in the league with three 100-yard receiving games...Is tied for No. 1 in the league in catches of 25-plus yards (10)...Per TruMedia, ranks No. 5 among NFL wide receivers with 280 yards after the catch...Among players with 40-plus targets, ranks No. 1 in the league in passer rating when targeted (139.3), six points higher than the next-closest player...Leads all NFL wide receivers with 110 rushing yards on 11 carries (10.0 avg.), with five of his attempts going for 10-plus yards...Is the only player in the league with 500-plus receiving yards and 100-plus rushing yards this season...Is one of only three NFL players since the 1970 AFL-NFL merger to post 35-plus catches, 600-plus receiving yards, an average of 17-plus yards per catch and 100-plus rushing yards in the first nine games of a season (Broncos WR Javon Walker in 2006, Packers WR James Lofton in 1982)...Ranks No. 2 in the league among WRs in yards from scrimmage (730)...Is tied for No. 4 in the NFL in explosive plays (18)...**At Philadelphia (Sept. 6):** Played 48 snaps and led the team with 138 yards on four receptions (34.5 avg.), highlighted by a career-long 70-yard TD catch with 5:11 remaining in the third quarter. It marked his second TD of the night as he posted a career-long 33-yard TD run early in the second quarter, becoming the first Packer since the 1970 AFL-NFL merger and just the fifth NFL player since 1970 to register a TD catch of 70-plus yards and a TD run of 30-plus yards in the same game. Became the first NFL player to post a TD catch of 30-plus yards and a TD run of 30-plus yards in a season opener since Browns RB Jim Brown in 1963. Became the first NFL wide receiver to record a TD run of 30-plus yards in back-to-back seasons since Eagles WR DeSean Jackson and Jets WR Brad Smith in 2009-10. Became the first Green Bay WR to register 135-plus receiving yards and 30-plus rushing yards in a game since Max McGee at Philadelphia on Nov. 11, 1962. Became the first NFL wide receiver with 170-plus yards from scrimmage (171), a rushing TD and a receiving TD in the same game since Broncos WR Javon Walker at Pittsburgh on Nov. 5, 2006...**Vs. Indianapolis (Sept. 15):** Appeared on 39 snaps and posted two receptions for 9 yards (4.5 avg.) and 37 rushing yards on two attempts (18.5 avg.), becoming the first Green Bay WR since the 1970 merger to register 30-plus rushing yards in back-to-back games...**At Tennessee (Sept. 22):** Started and played 36 of 63 snaps, pacing the team with four receptions for 50 yards (12.5 avg.), highlighted by a 30-yard catch over the middle on Green Bay's first play from scrimmage. Added 19 rushing yards on two carries (9.5 avg.)...**Vs. Minnesota (Sept. 29):** Started and played 59 of 76 snaps, leading the team with a career-high 139 yards receiving and a TD on seven catches (19.9 avg.). Caught a 15-yard TD pass with 15 seconds remaining in the first half. Posted a 42-yard grab down to the Minnesota 17 with 1:35 remaining in the game...**At L.A. Rams (Oct. 6):** Started and played 49 of 55 snaps, hauling in four passes for 78 yards (19.5 avg.), highlighted by a 53-yard catch down to the Los Angeles 2 in the first quarter that set up a TD on the next play. Added 19 rushing yards on two carries (9.5 avg.)...**Vs. Arizona (Oct. 13):** Started and played 39 snaps, leading the team with six receptions for 28 yards (4.7 avg.) and a TD. Got the Packers on the board with a 5-yard TD reception midway through the first quarter...**Vs. Houston (Oct. 20):** Played 43 snaps and caught two passes for 10 yards (5.0 avg.)...**At Jacksonville (Oct. 27):** Played 41 snaps and posted a pair of receptions for 55 yards (27.5 avg.), highlighted by a 51-yard catch with just over a minute remaining down to the Jacksonville 15 that helped set up the game-winning 24-yard FG by K Brandon McManus...**Vs. Detroit (Nov. 3):** Played 44 snaps and led the team with 113 receiving yards on five catches (22.6 avg.). Matched his career high (Week 1 this season at Philadelphia) with three receptions of 25-plus yards (41, 32, 28).

JAYDEN REED'S NFL REGULAR-SEASON RUSHING/RECEIVING STATISTICS

DATE	TEAM	GP	GS	RECEIVING					RUSHING				
				NO.	YDS.	AVG.	LG	TD	NO.	YDS.	AVG.	LG	TD
2023	Packers	16	13	64	793	12.4	59	8	11	119	10.8	32t	2
2024	Packers	9	4	36	620	17.2	70t	3	11	110	10.0	33t	1
NFL TOTALS		25	17	100	1,413	14.1	70t	11	22	229	10.4	33t	3

JAYDEN REED'S NFL POSTSEASON RUSHING/RECEIVING STATISTICS

DATE	TEAM	GP	GS	RECEIVING					RUSHING				
				NO.	YDS.	AVG.	LG	TD	NO.	YDS.	AVG.	LG	TD
2023	Packers	2	1	4	35	8.8	27	0	1	9	9.0	9	0
NFL TOTALS		2	1	4	35	8.8	27	0	1	9	9.0	9	0

JAYDEN REED'S NFL REGULAR-SEASON RETURN STATISTICS

		PUNT RETURNS					
DATE	TEAM	NO.	FC	YDS.	AVG.	LG	TD
2023	Packers	11	14	94	8.5	35	0
2024	Packers	8	13	49	6.1	13	0
NFL TOTALS		19	27	143	7.5	35	0

JAYDEN REED'S NFL POSTSEASON RETURN STATISTICS

		PUNT RETURNS					
DATE	TEAM	NO.	FC	YDS.	AVG.	LG	TD
2023	Packers	2	4	16	8.0	12	0
NFL TOTALS		2	4	16	8.0	12	0

SINGLE-GAME HIGHS: RUSHING/RECEIVING/RETURNS

Rush Attempts	4 at New York Giants, Dec 11, 2023 3 vs. Los Angeles Chargers, Nov 19, 2023	Longest Receptions	70t at Philadelphia Eagles, Sep 06, 2024 59 vs. Chicago Bears, Jan 07, 2024
Rushing Yards	46 vs. Los Angeles Chargers, Nov 19, 2023 38 at New York Giants, Dec 11, 2023	Receiving TDs	2 at Minnesota Vikings, Dec 31, 2023 2 at Atlanta Falcons, Sep 17, 2023
Longest Runs	33t at Philadelphia Eagles, Sep 06, 2024 32t vs. Los Angeles Chargers, Nov 19, 2023	Punt Return Yards	54 at Chicago Bears, Sep 10, 2023 22 vs. Los Angeles Rams, Nov 05, 2023
Rushing TDs	1 at New York Giants, Dec 11, 2023 1 vs. Los Angeles Chargers, Nov 19, 2023	Longest Punt Return	35 at Chicago Bears, Sep 10, 2023 22 vs. Los Angeles Rams, Nov 05, 2023
Receptions	8 at New York Giants, Dec 11, 2023 7 vs. Minnesota Vikings, Sep 29, 2024	Punt Returns	3 at Chicago Bears, Sep 10, 2023 2 vs. Detroit Lions, Nov 03, 2024
Receiving Yards	139 vs. Minnesota Vikings, Sep 29, 2024 138 at Philadelphia Eagles, Sep 06, 2024	Most TDs	...3 more at 2. 2 at Philadelphia Eagles, Sep 06, 2024 2 at Minnesota Vikings, Dec 31, 2023
Receiving Average	34.5 at Philadelphia Eagles, Sep 06, 2024 28.0 vs. Chicago Bears, Jan 07, 2024	Scrimmage Yards	...1 more at 2. 171 at Philadelphia Eagles, Sep 06, 2024 141 vs. Minnesota Vikings, Sep 29, 2024

2024 GXG REGULAR SEASON (PACKERS)

DATE	OPPONENT	P/S	RECEIVING				RUSHING					
			NO.	YDS.	AVG.	LG	TD	NO.	YDS.	AVG.	LG	TD
09/06	at Eagles	P	4	138	34.5	70t	1	1	33	33.0	33t	1
09/15	Colts	P	2	9	4.5	9	0	2	37	18.5	22	0
09/22	at Titans	S	4	50	12.5	30	0	2	19	9.5	15	0
09/29	Vikings	S	7	139	19.9	42	1	1	2	2.0	2	0
10/06	at Rams	S	4	78	19.5	53	0	2	19	9.5	11	0
10/13	Cardinals	S	6	28	4.7	7	1	1	0	0.0	0	0
10/20	Texans	P	2	10	5.0	6	0	1	0	0.0	0	0
10/27	at Jaguars	P	2	55	27.5	51	0	1	0	0.0	0	0
11/03	Lions	P	5	113	22.6	41	0	0	0	0.0	0	0
2024 TOTALS		9-4	36	620	17.2	70t	3	11	110	10.0	33t	1

SEAN RHYAN

75

GUARD
UCLA

Third NFL Season | Third Packers Season



Ht: 6-5 | Wt: 321 | Born: September 15, 2000 | NFL Games Played/Started: 22/9 | Acquired: D3-22

AT A GLANCE

- » Played in 12 contests for the Packers in 2023, splitting time at right guard with Jon Runyan for the final four regular-season games and both playoff contests.
- » Part of a line that did not allow a sack in the playoffs, the first time in franchise history that the Packers did not give up a sack in back-to-back games in a single postseason.
- » Selected by the Packers in the third round (No. 92 overall) of the 2022 NFL Draft, becoming the first UCLA offensive lineman to be drafted by Green Bay since C Mike Flanagan (third round) in 1996.
- » Started all 31 games he appeared in at LT during his three years at UCLA, helping the Bruins rank No. 2 in the Pac-12 with an average of 193.5 rushing yards per game from 2019-21.
- » Earned first-team All-Pac-12 honors from the league's coaches and Phil Steele's College Football as a junior in 2021 as UCLA ranked No. 14 in the nation in rushing offense (215.1 ypg).

2024 SEASON: Has started all nine games at RG and has helped the offense rank No. 4 in total offense (390.6 ypg), yards per play (6.16) and explosive runs (31), No. 3 in explosive plays (74), No. 5 in the NFL in rushing (154.8 ypg), No. 8 in yards per carry (4.88) and No. 2 in sacks allowed (12)...Part of a line that has allowed zero sacks in three games this season, tied for No. 1 in the league...**At Philadelphia (Sept. 6):** Started at RG and played 42 of 67 snaps, rotating with Jordan Morgan at RG. Moved over to LG for the final two plays of the game after G Elgton Jenkins slid over to center in place of an injured Josh Myers. Helped protect QB Jordan Love as he was sacked just once on the evening and cleared holes for Green Bay to register 163 rushing yards on just 21 carries (7.8 avg.)...**Vs. Indianapolis (Sept. 15):** Started at RG and played 50 of 70 snaps, appearing on offense on eight of 10 drives with Morgan rotating in for two in the first half. Was part of a line that did not allow a sack of QB Malik Willis and cleared the way for the Packers' 261 rushing yards on 53 carries (4.9 avg.), the highest rushing-yardage total in a game by Green Bay since Sept. 28, 2003, vs. Denver (262 yards)...**At Tennessee (Sept. 22):** Started at RG and played all 63 snaps, helping to clear the way for the Packers' 188 rushing yards on 37 attempts (5.1 avg.), bringing their total over their past two games to 449 rushing yards, the most over a two-game span by Green Bay in a single season since Nov. 2-10, 2003 (502 yards)...**Vs. Minnesota (Sept. 29):** Started at RG and helped the offense register a season-high 465 total yards as Love posted single-game career highs for passing yards (389), passing TDs (four) and completions (32)...**At L.A. Rams (Oct. 6):** Started at RG and played all 59 snaps, helping to clear the way for the Packers' 126 rushing yards and a TD on 30 carries (4.2 avg.)...**Vs. Arizona (Oct. 13):** Started at RG and played 40 of 73 snaps as he rotated with Morgan at RG. Played his Moved over to LG for five snaps early in the fourth quarter with Jenkins sliding over to C for an injured Myers. Helped to clear the way for the Packers' 437 total yards and was part of a line that did not allow a sack of Love as he tied his career high with four TD passes...**Vs. Houston (Oct. 20):** Started at RG and played all but one series (45 of 58 snaps), helping to protect Love as he threw for 220 yards and three TDs on 24-of-33 passing...**At Jacksonville (Oct. 27):** Started at RG and played 48 of 70 snaps as he rotated with Morgan, helping to clear the way for the Packers' 170 rushing yards and two TDs on 39 carries (4.4 avg.) as the line allowed just one sack on the afternoon...**Vs. Detroit (Nov. 3):** Started at LG and played all 65 snaps as the line did not allow a sack and cleared the way for 138 rushing yards on 23 attempts (6.0 avg.).

SEAN RHYAN'S NFL REGULAR-SEASON STATISTICS

DATE	TEAM	GP	GS
2022	Packers	1	0
2023	Packers	12	0
2024	Packers	9	9
NFL TOTALS		22	9

SEAN RHYAN'S NFL POSTSEASON STATISTICS

DATE	TEAM	GP	GS
2023	Packers	2	0
NFL TOTALS		2	0

BEN SIMS 89

TIGHT END
BAYLOR

Second NFL Season | Second Packers Season



Ht: 6-5 | Wt: 250 | Born: May 16, 2000 | NFL Games Played/Started: 26/5 | Acquired: W-23 (Min.)

AT A GLANCE

- » Played in all 17 games with one start for Green Bay as a rookie last season, posting four catches for 21 yards (5.3 avg.) and a TD.
- » Registered his first NFL touchdown catch vs. Kansas City in Week 13, capping off Green Bay's opening drive with a 1-yard TD grab from QB Jordan Love.
- » Signed with the Minnesota Vikings as an undrafted free agent in May 2023 and was claimed off waivers by the Packers on Aug. 31, 2023.
- » Among tight ends at Baylor, finished No. 1 in school history in receiving TDs (12), No. 2 in receptions (78) and No. 4 in receiving yards (785).
- » Earned All-Big 12 honorable mention from the conference's coaches in 2022 after catching 31 passes for 255 yards (8.2 avg.) and three TDs.
- » Caught nine TD passes in 2021, the most by a tight end in a season in school history.

2024 SEASON: Has appeared in all nine games with four starts, seeing time on offense and special teams...Has posted three catches for 40 yards (13.3 avg.)...**At Philadelphia (Sept. 6):** Appeared on one play on offense and eight on special teams...**Vs. Indianapolis (Sept. 15):** Played six snaps on offense and two on special teams...**At Tennessee (Sept. 22):** Appeared on two plays on offense and three on special teams...**Vs. Minnesota (Sept. 29):** Played two snaps on offense and six on special teams...**At L.A. Rams (Oct. 6):** Appeared on 19 snaps on offense and four on special teams...**Vs. Arizona (Oct. 13):** Made his first start of the season, appearing on 28 snaps and posting a career-high two catches for a career-best 38 yards (19.0 avg.), highlighted by a 28-yard grab down the sideline early in the second quarter...**Vs. Houston (Oct. 20):** Started and appeared on 16 plays on offense and six on special teams, posting a 2-yard catch...**At Jacksonville (Oct. 27):** Started as the Packers opened with two tight ends, playing 25 snaps on offense and six on special teams...**Vs. Detroit (Nov. 3):** Started for the fourth straight game as the Packers opened with two tight ends, appearing on 12 snaps on offense and five on special teams.

BEN SIMS' NFL REGULAR-SEASON RECEIVING STATISTICS

DATE	TEAM	GP	GS	RECEIVING				
				NO.	YDS.	AVG.	LG	TD
2023	Packers	17	1	4	21	5.3	12	1
2024	Packers	9	4	3	40	13.3	28	0
NFL TOTALS		26	5	7	61	8.7	28	1

BEN SIMS' NFL POSTSEASON RECEIVING STATISTICS

DATE	TEAM	GP	GS	RECEIVING				
				NO.	YDS.	AVG.	LG	TD
2023	Packers	2	0	1	4	4.0	4	0
NFL TOTALS		2	0	1	4	4.0	4	0

SINGLE-GAME HIGHS: RECEIVING

Receptions	2 vs. Arizona Cardinals, Oct 13, 2024 1 at Minnesota Vikings, Dec 31, 2023 ...3 more at 1.	Receiving TDs	1 vs. Kansas City Chiefs, Dec 03, 2023
Receiving Yards	38 vs. Arizona Cardinals, Oct 13, 2024 12 at Las Vegas Raiders, Oct 09, 2023	All-Purpose Yards	38 vs. Arizona Cardinals, Oct 13, 2024 12 at Las Vegas Raiders, Oct 09, 2023
Longest Receptions	28 vs. Arizona Cardinals, Oct 13, 2024 12 at Las Vegas Raiders, Oct 09, 2023	Most TDs	1 vs. Kansas City Chiefs, Dec 03, 2023

2024 GXG REGULAR SEASON (PACKERS)

DATE	OPPONENT	P/S	RECEIVING					RUSHING				
			NO.	YDS.	AVG.	LG	TD	NO.	YDS.	AVG.	LG	TD
09/06	at Eagles	P	0	0	0.0	0	0	0	0	0.0	0	0
09/15	Colts	P	0	0	0.0	0	0	0	0	0.0	0	0
09/22	at Titans	P	0	0	0.0	0	0	0	0	0.0	0	0
09/29	Vikings	P	0	0	0.0	0	0	0	0	0.0	0	0
10/06	at Rams	P	0	0	0.0	0	0	0	0	0.0	0	0
10/13	Cardinals	S	2	38	19.0	28	0	0	0	0.0	0	0
10/20	Texans	S	1	2	2.0	2	0	0	0	0.0	0	0
10/27	at Jaguars	S	0	0	0.0	0	0	0	0	0.0	0	0
11/03	Lions	S	0	0	0.0	0	0	0	0	0.0	0	0
2024 TOTALS		9-4	3	40	13.3	28	0	0	0	0.0	0	0

T.J. SLATON

93

DEFENSIVE LINEMAN
FLORIDA

Fourth NFL Season | Fourth Packers Season



Ht: 6-4 | Wt: 330 | Born: October 3, 1997 | NFL Games Played/Started: 60/28 | Acquired: D5a-21

AT A GLANCE

- » Was the only defensive player to appear in all 54 games for the Packers (including postseason) from 2021-23.
- » In his first three seasons, recorded 103 tackles (51 solo), four tackles for a loss, a sack, four QB hits, four passes defended and a blocked FG.
- » Has appeared in three postseason contests with two starts.
- » Set career highs in 2023 in games started (17), tackles (49) and solo tackles (22) while tying his career-best mark in tackles for a loss (two), QB hits (two) and passes defended (two).
- » Played in 45 games with 14 starts in four seasons at Florida (2017-20), recording 98 tackles (34 solo), 3½ sacks, 10 tackles for a loss, nine QB hurries, a pass defended and a fumble recovery.

2024 SEASON: Has started all nine games, recording 17 tackles (six solo) and two quarterback hits...**At Philadelphia (Sept. 6):** Started and played 40 snaps on defense, leading the defensive line with five tackles (one solo). Also appeared on 12 special teams snaps...**Vs. Indianapolis (Sept. 15):** Started and played 19 snaps on defense, recording an assisted tackle when he helped DL Kenny Clark stop RB Jonathan Taylor after a gain of only a yard on a run up the middle. Also appeared on eight special teams snaps...**At Tennessee (Sept. 22):** Started and played 15 snaps on defense and nine on special teams...**Vs. Minnesota (Sept. 29):** Started and played 33 snaps on defense, recording two tackles (both assists) and a QB hit. Also saw action on 11 special teams snaps...**At L.A. Rams (Oct. 6):** Started and played 27 snaps on defense, posting three tackles (all solo) and a QB hit. Made back-to-back tackles on RB Blake Corum on first- and second-and-goal to keep Corum from scoring in the second quarter. Helped force an incompletion when he pressured QB Matthew Stafford on a deep pass intended for WR Tutu Atwell in the third quarter. Also saw action on six special teams plays...**Vs. Arizona (Oct. 13):** Started and appeared on 18 defensive snaps, posting an assisted tackle when he helped DL Kenny Clark take down RB Trey Benson after a short gain. Also played 10 special teams snaps...**Vs. Houston (Oct. 20):** Started and played 30 snaps on defense and nine on special teams, recording an assisted tackle on defense...**At Jacksonville (Oct. 27):** Started and played 16 snaps on defense and 12 on special teams...**Vs. Detroit (Nov. 3):** Started and played 31 snaps on defense, posting four tackles (two solo). Also appeared on four special teams snaps.

T.J. SLATON'S NFL REGULAR-SEASON DEFENSIVE STATISTICS

YEAR	TEAM	GP	GS	TACKLES					INTERCEPTIONS							ST			MISC								
				TK	S	A	TFL	YDS	SK	YDS	QBH	NO	YDS	LG	TD	PD	FF	FR	TD	YDS	TK	S	A	FF	FR	S	A
2021	Packers	17	0	23	14	9	0	0	1.0	4.5	2	0	0	0	0	0	0	0	0	0	0	0	0	0	0	0	0
2022	Packers	17	2	31	15	16	2	0	0.0	0.0	0	0	0	0	2	0	0	0	0	0	0	0	0	0	0	0	0
2023	Packers	17	17	49	22	27	2	4	0.0	0.0	2	0	0	0	2	0	0	0	0	0	1	1	0	0	0	0	0
2024	Packers	9	9	17	6	11	0	0	0.0	0.0	2	0	0	0	0	0	0	0	0	0	0	0	0	0	0	0	0
NFL TOTALS		60	28	120	57	63	4	4	1.0	4.5	6	0	0	0	4	0	0	0	0	0	1	1	0	0	0	0	0

T.J. SLATON'S NFL POSTSEASON DEFENSIVE STATISTICS

YEAR	TEAM	GP	GS	TACKLES					INTERCEPTIONS							ST			MISC								
				TK	S	A	TFL	YDS	SK	YDS	QBH	NO	YDS	LG	TD	PD	FF	FR	TD	YDS	TK	S	A	FF	FR	S	A
2021	Packers	1	0	1	1	0	1	2	0.0	0.0	0	0	0	0	0	0	0	0	0	0	0	0	0	0	0	0	0
2023	Packers	2	2	6	4	2	0	0	0.0	0.0	0	0	0	0	0	0	0	0	0	0	0	0	0	0	0	0	0
NFL TOTALS		3	2	7	5	2	1	2	0.0	0.0	0	0	0	0	0	0	0	0	0	0	0	0	0	0	0	0	0

SINGLE-GAME HIGHS: DEFENSIVE

Total Tackles 9 vs. Minnesota Vikings, Oct 29, 2023
8 at Pittsburgh Steelers, Nov 12, 2023

Solo Tackles 4 at Pittsburgh Steelers, Nov 12, 2023

4 vs. Minnesota Vikings, Oct 29, 2023

Sacks 0.5 at Cincinnati Bengals, Oct 10, 2021
0.5 at San Francisco 49ers, Sep 26, 2021

Passes Defended 2 vs. Minnesota Vikings, Jan 01, 2023
1 vs. Kansas City Chiefs, Dec 03, 2023
...1 more at 1.

Tackles For Loss 2 vs. Minnesota Vikings, Oct 29, 2023
1 vs. Minnesota Vikings, Jan 01, 2023
...1 more at 1.

2024 GXG REGULAR SEASON (PACKERS)

DATE	OPPONENT	P/S	TK	S	A	SK	YDS	INT	PD	FF	FR
09/06	at Eagles	S	5	1	4	0	0.0	0	0	0	0
09/15	Colts	S	1	0	1	0	0.0	0	0	0	0
09/22	at Titans	S	0	0	0	0	0.0	0	0	0	0
09/29	Vikings	S	2	0	2	0	0.0	0	0	0	0
10/06	at Rams	S	3	3	0	0	0.0	0	0	0	0
10/13	Cardinals	S	1	0	1	0	0.0	0	0	0	0
10/20	Texans	S	1	0	1	0	0.0	0	0	0	0
10/27	at Jaguars	S	0	0	0	0	0.0	0	0	0	0
11/03	Lions	S	4	2	2	0	0.0	0	0	0	0
2024 TOTALS		9-9	17	6	11	0	0.0	0	0	0	0

PRESTON SMITH

91

DEFENSIVE LINEMAN
MISSISSIPPI STATE

10th NFL Season | Sixth Packers Season



Ht: 6-5 | Wt: 265 | Born: November 17, 1992 | NFL Games Played/Started: 155/138 | Acquired: UFA (Was.)-19

AT A GLANCE

- » Is No. 1 in the NFL among defensive players in games played (155) since 2015.
- » With 43½ sacks as a Packer, passed Ezra Johnson for No. 6 on Green Bay's all-time list. His 43½ sacks since 2019 lead the team.
- » Was one of only two NFL players (T.J. Watt) to register 65-plus sacks (66), five-plus interceptions (five) and five-plus forced fumbles (nine) from 2015-23.
- » Was one of only 11 players in the NFL to post eight-plus sacks each of the last three seasons (2021-23).
- » Is the only active player in the NFL with 30-plus tackles and four-plus sacks in each of the last nine seasons (2015-23).
- » Played in 64 games with 50 starts for the Washington Redskins (2015-18), including starts in all 48 games over his final three seasons with the team.
- » Played collegiately at Mississippi State from 2011-14. As a senior, earned first-team All-SEC honors from the league's coaches and became the first player in conference history to be named SEC Defensive Lineman of the Week for three consecutive weeks.

2024 SEASON: Has started all nine contests, recording 19 tackles (six solo), 2.5 sacks (tied for No. 2 on the team) and four QB hits (tied for No. 3 on the team), and is tied for No. 4 on the team with 11 NextGenStat QB pressures (TruMedia)...**At Philadelphia (Sept. 6):** Played 54 defensive snaps, posting two tackles (one solo) and two NGS QB pressures (TruMedia). Both tackles came on QB Jalen Hurts, stopping him for no gain and teaming with CB Keisean Nixon to bring Hurts down for a loss of 3 yards...**Vs. Indianapolis (Sept. 15):** Saw action on 28 defensive snaps, recording a tackle (solo) and a NGS QB pressure...**At Tennessee (Sept. 22):** Played 33 defensive snaps, registering three tackles (all solo), two tackles for a loss, two QB hits, two sacks for a total loss of 17 yards and four NGS QB pressures. It was his 11th regular-season game (eighth as a Packer) with two-plus sacks...**Vs. Minnesota (Sept. 29):** Played in his 150th career game and saw action on 44 defensive snaps, posting two tackles (both assists) and a NGS QB pressure. Took on a chip from the tight end before beating the tackle to the inside to pressure QB Sam Darnold on an incompleton on third-and-8 in the second quarter...**At L.A. Rams (Oct. 6):** Played 39 defensive snaps and recorded four tackles (all assists), a half-sack, a QB hit and two NGS QB pressures. With just over a minute to play in the game, spun inside to combine with DL Karl Brooks on a sack of QB Matthew Stafford to make it third-and-12...**Vs. Arizona (Oct. 13):** Saw action on 30 defensive snaps and recorded a tackle (solo) when he worked off the tight end to take RB Trey Benson down for a 1-yard gain early in the third quarter...**Vs. Houston (Oct. 20):** Played 28 defensive snaps and registered a tackle (assist). Came off a block by the tight end and teamed with DL Kenny Clark to stuff RB Joe Mixon for a loss of 2 yards on the first offensive play of the second half...**At Jacksonville (Oct. 27):** Saw action on 31 defensive snaps, posting a tackle (assist), a QB hit and an NGS QB pressure. Went outside and then spun to the inside to beat the tackle and help take down RB Tank Bigsby for no gain in the third quarter...**Vs. Detroit (Nov. 3):** Played 21 defensive snaps and finished with three tackles (all assists).

PRESTON SMITH'S NFL REGULAR-SEASON DEFENSIVE STATISTICS

YEAR	TEAM	GP	GS	TACKLES							INTERCEPTIONS							ST			MISC					
				TK	S	A	TFL	YDS	SK	YDS	QBH	NO	YDS	LG	TD	PD	FF	FR	TD	YDS	TK	S	A	FF	FR	S
2015	Redskins	16	2	30	20	10	6	39	8.0	77.0	10	0	0	0	4	2	1	0	0	5	4	1	1	0	0	0
2016	Redskins	16	16	38	22	16	8	37	4.5	31.5	12	1	22	22	0	3	0	0	0	0	0	0	0	0	0	0
2017	Redskins	16	16	42	31	11	10	48	8.0	40.5	21	2	26	18	0	3	1	1	0	12	0	0	0	0	0	0
2018	Redskins	16	16	53	30	23	5	26	4.0	32.5	16	1	3	3	0	3	0	1	1	1	0	0	0	0	0	0
2019	Packers	16	16	75	42	33	11	69	12.0	88.0	29	1	5	5	0	3	1	0	0	0	0	0	0	0	0	0
2020	Packers	16	13	42	29	13	7	25	4.0	24.0	11	0	0	0	0	3	0	1	1	14	0	0	0	0	0	0
2021	Packers	16	16	38	25	13	9	55	9.0	65.0	17	0	0	0	2	2	1	0	6	0	0	0	0	0	0	0
2022	Packers	17	17	59	38	21	9	49	8.5	64.0	20	0	0	0	1	1	0	0	0	0	0	0	0	0	0	0
2023	Packers	17	17	48	28	20	4	30	8.0	44.0	21	0	0	0	4	2	0	0	0	0	0	0	0	0	0	0
2024	Packers	9	9	19	6	13	2	17	2.5	20.5	4	0	0	0	0	0	0	0	0	0	0	0	0	0	0	0
NFL TOTALS		155	138	444	271	173	71	395	68.5	487.0	161	5	56	22	0	26	9	5	2	33	5	4	1	1	0	0

PRESTON SMITH'S NFL POSTSEASON DEFENSIVE STATISTICS

YEAR	TEAM	GP	GS	TACKLES							INTERCEPTIONS							ST			MISC						
				TK	S	A	TFL	YDS	SK	YDS	QBH	NO	YDS	LG	TD	PD	FF	FR	TD	YDS	TK	S	A	FF	FR	S	A
2015	Redskins	1	0	3	2	1	1	5	1.0	5.0	1	0	0	0	0	0	0	0	0	0	0	0	0	0	0	0	0
2019	Packers	2	2	7	4	3	1	6	2.0	6.0	3	0	0	0	0	0	0	0	0	0	0	0	0	0	0	0	0
2020	Packers	2	2	6	4	2	0	0	0.0	0.0	2	0	0	0	2	0	0	0	0	0	0	0	0	0	0	0	0
2021	Packers	1	1	9	6	3	0	0	0.0	0.0	0	0	0	0	0	0	0	0	0	0	0	0	0	0	0	0	0
2023	Packers	2	2	3	2	1	1	5	1.5	8.5	3	0	0	0	1	0	0	0	0	0	0	0	0	0	0	0	0
NFL TOTALS		8	7	28	18	10	3	16	4.5	19.5	9	0	0	0	3	0	0	0	0	0	0	0	0	0	0	0	0

SINGLE-GAME HIGHS: DEFENSIVE

Total Tackles 9 vs. Carolina Panthers, Nov 10, 2019
 9 at Los Angeles Chargers, Nov 03, 2019
Solo Tackles 7 vs. Carolina Panthers, Nov 10, 2019
 6 at Los Angeles Chargers, Nov 03, 2019
 ...1 more at 6.
Sacks 3.0 vs. Denver Broncos, Sep 22, 2019
 3.0 at Philadelphia Eagles, Dec 26, 2015
Passes Defensed 1 at Detroit Lions, Nov 23, 2023
 1 vs. Los Angeles Rams, Nov 05, 2023
 ...24 more at 1.
Forced Fumbles 1 at Minnesota Vikings, Dec 31, 2023
 1 vs. Minnesota Vikings, Oct 29, 2023
 ...7 more at 1.

Fumble Recoveries 1 vs. Los Angeles Rams, Nov 28, 2021
 1 vs. Chicago Bears, Nov 29, 2020
 ...3 more at 1.
Tackles For Loss 2 at Tennessee Titans, Sep 22, 2024
 2 vs. Los Angeles Rams, Dec 19, 2022
 ...13 more at 2.
Interceptions 1 vs. Minnesota Vikings, Sep 15, 2019
 1 vs. Houston Texans, Nov 18, 2018
 ...3 more at 1.
Interception Return Yards 22 vs. Minnesota Vikings, Nov 13, 2016
 18 vs. Arizona Cardinals, Dec 17, 2017

2024 GXG REGULAR SEASON (PACKERS)

DATE OPPONENT	P/S	TK	S	A	SK	YDS	INT	PD	FF	FR
09/06 at Eagles	S	2	1	1	0.0	0.0	0	0	0	0
09/15 Colts	S	2	1	1	0.0	0.0	0	0	0	0
09/22 at Titans	S	3	3	0	2.0	17.0	0	0	0	0
09/29 Vikings	S	2	0	2	0.0	0.0	0	0	0	0
10/06 at Rams	S	4	0	4	0.5	3.5	0	0	0	0
10/13 Cardinals	S	1	1	0	0.0	0.0	0	0	0	0
10/20 Texans	S	1	0	1	0.0	0.0	0	0	0	0
10/27 at Jaguars	S	1	0	1	0.0	0.0	0	0	0	0
11/03 Lions	S	3	0	3	0.0	0.0	0	0	0	0
2024 TOTALS	9-9	19	6	13	2.5	20.5	0	0	0	0

ERIC STOKES

21

CORNERBACK
GEORGIA

Fourth NFL Season | Fourth Packers Season

Ht: 6-1 | Wt: 194 | Born: March 1, 1999 | NFL Games Played/Started: 37/31 | Acquired: D1-21

AT A GLANCE

- Was limited to three games with two starts last season as he recovered from ankle/knee injuries from the 2022 season and a hamstring injury suffered in Week 7 of the 2023 season.
- Started the first nine games of the 2022 season before ankle/knee injuries ended his season.
- Played in 16 games with 14 starts as a rookie and recorded a team-high 14 passes defended, tied for No. 11 in the NFL and tied for No. 1 among NFL rookies in 2021.
- For all NFL defensive backs targeted over 45 times in 2021, ranked No. 4 in the league in lowest completion percentage (49.5) when targeted (Stathead.com).
- Started at CB in all nine regular-season games as a junior at Georgia in 2020, earning first-team All-Southeastern Conference honors for No. 2 in the conference and tied for No. 8 in the nation with four interceptions.
- Earned Class 4A honorable mention from the *Atlanta Journal-Constitution* as a senior at Eastside High School (Covington, Ga.) in 2016 after posting 20 tackles, two INTs and five passes defended.

2024 SEASON: Has played in all nine contests with six starts, recording 26 tackles (19 solo)...**At Philadelphia (Sept. 6):** Played 67 defensive snaps, posting two tackles (one solo)...**vs. Indianapolis (Sept. 15):** Saw action on 24 defensive snaps, recording a tackle (assist)...**At Tennessee (Sept. 22):** Played 53 of 54 defensive snaps and finished No. 3 on the team with five tackles (all solo). On second-and-15, came up on a screen play and tackled RB Tony Pollard for a 1-yard gain on a series that would result in a turnover on downs early in the third quarter, giving the Packers the ball at the Tennessee 36...**vs. Minnesota (Sept. 29):** Saw action on 66 of 68 defensive snaps and tied for No. 2 on the team with a season-best seven tackles and tied for the team lead with six solo tackles. Took WR Jalen Nailor down for no gain on an end around on fourth-and-1 at the Green Bay 4 with just over two minutes to play in the game...**At L.A. Rams (Oct. 6):** Played 55 defensive snaps and tied his season high with seven tackles (three solo), including a solo stop on TE Colby Parkinson on third-and-12 with just over minute to play to force a fourth-and-5 that was not converted...**vs. Arizona (Oct. 13):** Saw action on 16 defensive plays...**vs. Houston (Oct. 20):** Played on eight defensive snaps...**At Jacksonville (Oct. 27):** Saw action on 21 defensive snaps and registered a tackle (solo)...**vs. Detroit (Nov. 3):** Started for injured CB Jaire Alexander and posted three tackles (all solo) on 37 defensive snaps. Came up on a short crossing route to tackle WR Amon-Ra St. Brown for a gain of a yard.

ERIC STOKES' NFL REGULAR-SEASON DEFENSIVE STATISTICS

YEAR	TEAM	GP	GS	TK	S	A	TACKLES								INTERCEPTIONS							ST			MISC																				
							TFL	YDS	SK	YDS	QBH	NO	YDS	LG	TD	PD	FF	FR	TD	YDS	TK	S	A	FF	FR	S	A																		
2021	Packers	16	14	55	43	12	0	0	0.0	0.0	0	1	0	0	0	0	14	0	0	0	0	0	0	0	0	0	0	0	0	0	0	0	0	0	0	0	0	0	0	0	0	0			
2022	Packers	9	9	25	20	5	0	0	0.0	0.0	0	0	1	0	0	0	0	0	0	0	0	0	0	0	0	1	1	0	0	0	0	0	0	0	0	0	0	0	0	0	0	0			
2023	Packers	3	2	6	5	1	1	0	0.0	0.0	0	0	0	0	0	0	0	0	0	0	0	0	0	0	0	0	0	0	0	0	0	0	0	0	0	0	0	0	0	0	0	0	0	0	
2024	Packers	9	6	26	19	7	0	0	0.0	0.0	0	0	0	0	0	0	0	0	0	0	0	0	0	0	0	0	0	0	0	0	0	0	0	0	0	0	0	0	0	0	0	0	0	0	0
NFL TOTALS		37	31	112	87	25	1	0	0.0	0.0	0	1	0	0	0	14	0	0	0	0	0	0	0	0	0	1	1	0	0	0	0	0	0	0	0	0	0	0	0	0	0	0	0	0	

ERIC STOKES' NFL POSTSEASON DEFENSIVE STATISTICS

YEAR	TEAM	GP	GS	TK	S	A	TACKLES								INTERCEPTIONS							ST			MISC																				
							TFL	YDS	SK	YDS	QBH	NO	YDS	LG	TD	PD	FF	FR	TD	YDS	TK	S	A	FF	FR	S	A																		
2021	Packers	1	1	4	3	1	0	0	0.0	0.0	0	0	0	0	0	0	0	0	0	0	0	0	0	0	0	0	0	0	0	0	0	0	0	0	0	0	0	0	0	0	0	0	0	0	0
NFL TOTALS		1	1	4	3	1	0	0	0.0	0.0	0	0	0	0	0	0	0	0	0	0	0	0	0	0	0	0	0	0	0	0	0	0	0	0	0	0	0	0	0	0	0	0	0	0	0

SINGLE-GAME HIGHS: DEFENSIVE

Total Tackles 8 vs. Pittsburgh Steelers, Oct 03, 2021
7 at Los Angeles Rams, Oct 06, 2024
...2 more at 7.

Solo Tackles 8 vs. Pittsburgh Steelers, Oct 03, 2021
7 at Baltimore Ravens, Dec 19, 2021

Passes Defended 2 vs. Los Angeles Rams, Nov 28, 2021
2 vs. Pittsburgh Steelers, Oct 03, 2021
...1 more at 2.

Interceptions 1 vs. Pittsburgh Steelers, Oct 03, 2021

2024 GXG REGULAR SEASON (PACKERS)

DATE	OPPONENT	P/S	TK	S	A	SK	YDS	INT	PD	FF	FR
09/06	at Eagles	S	2	1	1	0.0	0.0	0	0	0	0
09/15	Colts	S	1	0	1	0.0	0.0	0	0	0	0
09/22	at Titans	S	5	5	0	0.0	0.0	0	0	0	0
09/29	Vikings	S	7	6	1	0.0	0.0	0	0	0	0
10/06	at Rams	S	7	3	4	0.0	0.0	0	0	0	0
10/13	Cardinals	P	0	0	0	0.0	0.0	0	0	0	0
10/20	Texans	P	0	0	0	0.0	0.0	0	0	0	0
10/27	at Jaguars	P	1	1	0	0.0	0.0	0	0	0	0
11/03	Lions	S	3	3	0	0.0	0.0	0	0	0	0
2024 TOTALS		9-6	26	19	7	0.0	0.0	0	0	0	0

KADEEM TELFORT 76

TACKLE
UAB

First NFL Season | First Packers Season



Ht: 6-7 | Wt: 322 | Born: November 10, 1998 | NFL Games Played/Started: 8/0 | Acquired: FA-23

AT A GLANCE

- » Spent the entire 2023 season on Green Bay's practice squad.
- » Originally signed by the Packers as an undrafted free agent on May 5, 2023.
- » Appeared in 31 games with 28 starts in three seasons at UAB (2020-22), earning first-team All-Conference USA honors in his final season as he helped the Blazers rank No. 8 in the country in rushing offense with an average of 235.6 yards per game.
- » Began his college career at the University of Florida (2017) and later went on to attend Garden City (Kan.) Community College in 2018 and Highland Community College (Freeport, Ill.) in 2019.
- » Attended Booker T. Washington High School (Miami, Fla.) as a senior, where he helped the Tornados to a semifinal appearance in the 2016 FHSAA Class 4A state playoffs.

2024 SEASON: Has appeared in eight games, seeing time primarily on special teams...Has been inactive (healthy scratch) for one contest...**At Philadelphia (Sept. 6):** Inactive (healthy scratch)...**Vs. Indianapolis (Sept. 15):** Made his NFL regular-season debut, appearing on five snaps on special teams...**At Tennessee (Sept. 22):** Played seven snaps on special teams...**Vs. Minnesota (Sept. 29):** Appeared on five plays on special teams...**At L.A. Rams (Oct. 6):** Played four snaps on special teams...**Vs. Arizona (Oct. 13):** Appeared on seven plays on special teams...**Vs. Houston (Oct. 20):** Saw the first action of his career on offense, coming in for Zach Tom (equipment issue) at RT for one snap in the first quarter. Also played four snaps on special teams...**At Jacksonville (Oct. 27):** Appeared on six plays on special teams...**Vs. Detroit (Nov. 3):** Played three snaps on special teams.

KADEEM TELFORT'S NFL REGULAR-SEASON STATISTICS

DATE	TEAM	GP	GS
2024	Packers	8	0
NFL TOTALS		8	0

ZACH TOM 50

OFFENSIVE LINEMAN
WAKE FOREST

Third NFL Season | Third Packers Season



Ht: 6-4 | Wt: 304 | Born: March 26, 1999 | NFL Games Played/Started: 35/31 | Acquired: D4b-22

AT A GLANCE

- » Has appeared in 35 games with 31 starts in his first two-plus NFL seasons, opening games at three different spots on the offensive line (26 at RT, four at LT, one at LG).
- » Part of a line that has allowed 49 total sacks in the 31 games he has started, including 16 contests with one sack/zero sacks.
- » Started all 17 games at RT in 2023 and helped the Packers rank No. 3 in the NFL in sacks allowed (30) and No. 4 in sacks allowed per passing play (4.9 pct.).
- » Played in nine games with five starts as a rookie in 2022, opening four contests at LT and one at LG. Made his first NFL start at Washington in Week 7, becoming the first Green Bay rookie to start a game at LT since David Bakhtiari in 2013.
- » Appeared in 48 games with 37 starts (23 at LT, 14 at C) over the course of four seasons at Wake Forest (2018-21), giving up just two sacks in 3,107 collegiate snaps.
- » In 2021, earned second-team All-America honors from Phil Steele's College Football, The Athletic and the Football Writers Association of America and earned first-team All-Atlantic Coast Conference recognition from the coaches and media.

2024 SEASON: Has started all nine games at RT and has helped the offense rank No. 4 in total offense (390.6 ypg), yards per play (6.16) and explosive runs (31), No. 3 in explosive plays (74), No. 5 in the NFL in rushing (154.8 ypg), No. 8 in yards per carry (4.88) and No. 2 in sacks allowed (12)...Part of a line that has allowed zero sacks in three games this season, tied for No. 1 in the league...**At Philadelphia (Sept. 6):** Started at RT and played all 67 snaps. Helped protect QB Jordan Love as he was sacked just once on the evening and cleared holes for Green Bay to register 163 rushing yards on just 21 carries (7.8 avg.)...**Vs. Indianapolis (Sept. 15):** Started at RT and played all 70 snaps. Was part of a line that did not allow a sack of QB Malik Willis and cleared the way for the Packers' 261 rushing yards on 53 carries (4.9 avg.), the highest rushing-yardage total in a game by Green Bay since Sept. 28, 2003, vs. Denver (262 yards)...**At Tennessee (Sept. 22):** Started at RT and played all 63 snaps, helping to clear the way for the Packers' 188 rushing yards on 37 attempts (5.1 avg.), bringing their total over their past two games to 449 rushing yards, the most over a two-game span by Green Bay in a single season since Nov. 2-10, 2003 (502 yards)...**Vs. Minnesota (Sept. 29):** Started at RT and helped the offense register a season-high 465 total yards as Love posted single-game career highs for passing yards (389), passing TDs (four) and completions (32)...**At L.A. Rams (Oct. 6):** Started at RT and played all 59 snaps, helping to clear the way for the Packers' 126 rushing yards and a TD on 30 carries (4.2 avg.)...**Vs. Arizona (Oct. 13):** Started at RT and played all 73 snaps. Helped to clear the way for the Packers' 437 total yards and was part of a line that did not allow a sack of Love as he tied his career high with four TD passes...**Vs. Houston (Oct. 20):** Started at RT and played 57 of 58 snaps (missed one snap due to equipment issue in the first quarter), helping to protect Love as he threw for 220 yards and three TDs on 24-of-33 passing...**At Jacksonville (Oct. 27):** Started at RT and played all 70 snaps, helping to clear the way for the Packers' 170 rushing yards and two TDs on 39 carries (4.4 avg.) as the line allowed just one sack on the afternoon...**Vs. Detroit (Nov. 3):** Started at RT and played all 65 snaps as the line did not allow a sack and cleared the way for 138 rushing yards on 23 attempts (6.0 avg.).

ZACH TOM'S NFL REGULAR-SEASON STATISTICS

DATE	TEAM	GP	GS
2022	Packers	9	5
2023	Packers	17	17
2024	Packers	9	9
NFL TOTALS		35	31

ZACH TOM'S NFL POSTSEASON STATISTICS

DATE	TEAM	GP	GS
2023	Packers	2	2
NFL TOTALS		2	2

CARRINGTON VALENTINE

24

CORNERBACK
KENTUCKY

Second NFL Season | Second Packers Season



Ht: 6-0 | Wt: 189 | Born: September 9, 2001 | NFL Games Played/Started: 24/12 | Acquired: D7a-23

AT A GLANCE

- » Led the team and ranked No. 7 among NFL rookies with nine passes defended last season. Dating back to 2000, became the sixth Packer rookie to post nine-plus passes defended and the first since CB Eric Stokes (14) in 2021.
- » Played in all 17 games with 12 starts and recorded 42 tackles (32 solo), nine passes defended and a fumble recovery as a rookie. Also started both postseason contests and was tied for No. 4 on the team with 12 tackles (nine solo).
- » Became the first Green Bay rookie to register two games (Weeks 9 and 11) with three-plus passes defended since CB Casey Hayward (2012).
- » Played in 35 career games with 25 straight starts to finish his career at Kentucky (2020-22). In 2022, led the Wildcats and ranked No. 9 in the Southeastern Conference in passes defended with 11.

2024 SEASON: Has played in seven games, recording six tackles (one solo) and a pass defended...Was inactive (ankle) for two games (Weeks 3-4)...**At Philadelphia (Sept. 6):** Appeared on nine snaps on defense and 16 on special teams...**Vs. Indianapolis (Sept. 15):** Played 32 snaps on defense, recording two tackles (both assists) and a pass defended. Broke up a deep pass intended for WR Michael Pittman Jr. in the fourth quarter...**At Tennessee (Sept. 22):** Inactive (ankle)...**Vs. Minnesota (Sept. 29):** Inactive (ankle)...**At L.A. Rams (Oct. 6):** Played 41 snaps on defense, recording an assisted tackle...**Vs. Arizona (Oct. 13):** Appeared on 11 special teams snaps...**Vs. Houston (Oct. 20):** Played 13 snaps on special teams...**At Jacksonville (Oct. 27):** Appeared on 12 snaps on defense and 19 on special teams...**Vs. Detroit (Nov. 3):** Played a season-high 35 snaps on defense, recording three tackles (one solo). Also saw action on three special teams plays.

CARRINGTON VALENTINE'S NFL REGULAR-SEASON DEFENSIVE STATISTICS

YEAR	TEAM	GP	GS	TACKLES							INTERCEPTIONS							ST				MISC					
				TK	S	A	TFL	YDS	SK	YDS	QBH	NO	YDS	LG	TD	PD	FF	FR	TD	YDS	TK	S	A	FF	FR	S	A
2023	Packers	17	12	42	32	10	0	0	0.0	0.0	0	0	0	0	0	9	0	1	0	50	2	1	1	0	0	0	0
2024	Packers	7	0	6	1	5	0	0	0.0	0.0	0	0	0	0	1	0	0	0	0	0	0	0	0	0	0	0	0
NFL TOTALS		24	12	48	33	15	0	0	0.0	0.0	0	0	0	0	10	0	1	0	50	2	1	1	0	0	0	0	0

CARRINGTON VALENTINE'S NFL POSTSEASON DEFENSIVE STATISTICS

YEAR	TEAM	GP	GS	TACKLES							INTERCEPTIONS							ST				MISC					
				TK	S	A	TFL	YDS	SK	YDS	QBH	NO	YDS	LG	TD	PD	FF	FR	TD	YDS	TK	S	A	FF	FR	S	A
2023	Packers	2	2	12	9	3	0	0	0.0	0.0	0	0	0	0	0	0	0	0	0	0	0	0	0	0	0	0	0
NFL TOTALS		2	2	12	9	3	0	0	0.0	0.0	0	0	0	0	0	0	0	0	0	0	0	0	0	0	0	0	0

SINGLE-GAME HIGHS: DEFENSIVE

Total Tackles 8 at Denver Broncos, Oct 22, 2023
5 vs. Tampa Bay Buccaneers, Dec 17, 2023

Solo Tackles 7 at Denver Broncos, Oct 22, 2023
4 vs. Tampa Bay Buccaneers, Dec 17, 2023
...2 more at 4.

Passes Defended 3 vs. Los Angeles Chargers, Nov 19, 2023
3 vs. Los Angeles Rams, Nov 05, 2023

Fumble Recoveries 1 at New York Giants, Dec 11, 2023
Special Teams Tackles 2 vs. Minnesota Vikings, Oct 29, 2023

2024 GXG REGULAR SEASON (PACKERS)

DATE	OPPONENT	P/S	TK	S	A	SK	YDS	INT	PD	FF	FR	
09/06	at Eagles	P	0	0	0	0	0.0	0	0	0	0	
09/15	Colts	P	2	0	2	0	0.0	0	1	0	0	
09/22	at Titans		INACTIVE/INJURY									
09/29	Vikings		INACTIVE/INJURY									
10/06	at Rams	P	1	0	1	0	0.0	0	0	0	0	
10/13	Cardinals	P	0	0	0	0	0.0	0	0	0	0	
10/20	Texans	P	0	0	0	0	0.0	0	0	0	0	
10/27	at Jaguars	P	0	0	0	0	0.0	0	0	0	0	
11/03	Lions	P	3	1	2	0	0.0	0	0	0	0	
2024 TOTALS		7-0	6	1	5	0	0.0	0	1	0	0	

LUKAS VAN NESS

90

DEFENSIVE LINEMAN
IOWA

Second NFL Season | Second Packers Season



Ht: 6-5 | Wt: 272 | Born: July 6, 2001 | NFL Games Played/Started: 26/0 | Acquired: D1-23

AT A GLANCE

- » Saw action in all 17 games as a rookie, registering 32 tackles (24 solo), eight tackles for a loss (tied for No. 2 on the team), a pass defended, four sacks and 10 quarterback hits (No. 5 on the team).
- » Became the first Packers rookie to post four-plus sacks and eight-plus tackles for a loss since LB Clay Matthews in 2009.
- » Appeared in both postseason contests, recording five tackles (four solo), a sack, a tackle for a loss and a QB hit.
- » Earned second-team All-Big Ten honors from the conference's coaches and media as a redshirt sophomore in 2022, playing both end and tackle and recording 38 tackles (17 solo), a team-high 11 tackles for a loss and 6½ sacks (tied for team lead).
- » Earned first-team all-state honors from the *Champaign News Gazette* as a senior in 2019 at Barrington (Ill.) High School after posting 67 tackles, eight tackles for a loss, 17 QB pressures, five sacks, a forced fumble and a blocked punt.

2024 SEASON: Has played in all nine contests, recording 19 tackles (14 solo), a sack, two QB hits, four tackles for a loss (tied for No. 4 on the team) and 10 NextGenStat QB pressure (TruMedia)...**At Philadelphia (Sept. 6):** Recorded two tackles (both solo) on 19 defensive snaps...**vs. Indianapolis (Sept. 15):** Posted a tackle (solo), a tackle for a loss and a NGS QB pressure. With just over six minutes to play in the third quarter, worked down the line to drop RB Jonathan Taylor for a 3-yard loss on second-and-5. The Colts did not convert the ensuing third down and settled for a field goal...**At Tennessee (Sept. 22):** Played 22 defensive snaps and recorded a tackle (solo), a tackle for a loss, a QB hit, a sack and recovered a fumble on a sack by DL Kingsley Enagbare to give the Packers the ball at their own 47-yard line late in the third quarter. Sacked QB Will Levis for a loss of 4 yards on a third-and-3 to force a punt in the second quarter...**vs. Minnesota (Sept. 29):** Saw action on 24 plays on defense, posting three tackles (all solo) and two NGS QB pressures (tied for No. 2 on the team)...**At L.A. Rams (Oct. 6):** Played 42 defensive snaps and registered a career-high five tackles (three solo, tied career high). Three of his five stops were for 2 yard gains...**vs. Arizona (Oct. 13):** Saw action on 26 defensive snaps and tied for the team lead with two NGS QB Pressures...**vs. Houston (Oct. 20):** Played on 35 defensive snaps, finishing with two tackles (one solo), a tackle for a loss and two NGS QB pressures. Beat a tight end and pulling guard to take RB Joe Mixon down for a loss of a yard in the fourth quarter...**At Jacksonville (Oct. 27):** Saw action on 21 defensive snaps, recording three tackles (all solo), a QB hit and a tackle for a loss when he chased RB Tank Bigsby all the way down the line and combined with DL Kenny Clark for a loss of a yard early in the fourth quarter...**vs. Detroit (Nov. 3):** Played 24 snaps on defense and posted one NGS QB pressure and two tackles (both assists). Helped bring down RB David Montgomery for no gain and a loss of a yard.

LUKAS VAN NESS' NFL REGULAR-SEASON DEFENSIVE STATISTICS

YEAR	TEAM	GP	GS	TACKLES							INTERCEPTIONS							ST				MISC					
				TK	S	A	TFL	YDS	SK	YDS	QBH	NO	YDS	LG	TD	PD	FF	FR	TD	YDS	TK	S	A	FF	FR	S	A
2023	Packers	17	0	32	24	8	8	40	4.0	31.0	10	0	0	0	1	0	0	0	0	0	0	0	0	0	0	0	0
2024	Packers	9	0	19	14	5	4	9	1.0	4.0	2	0	0	0	0	0	0	0	0	0	0	0	0	0	0	0	
NFL TOTALS		26	0	51	38	13	12	49	5.0	35.0	12	0	0	0	1	0	1	0	0	0	0	0	0	0	0	0	

LUKAS VAN NESS' NFL POSTSEASON DEFENSIVE STATISTICS

YEAR	TEAM	GP	GS	TACKLES							INTERCEPTIONS							ST				MISC				
				TK	S	A	TFL	YDS	SK	YDS	QBH	NO	YDS	LG	TD	PD	FF	FR	TD	YDS	TK	S	A	FF	FR	S
2023	Packers	2	0	5	4	1	1	5	1.0	5.0	1	0	0	0	0	0	0	0	0	0	0	0	0	0	0	0
NFL TOTALS		2	0	5	4	1	1	5	1.0	5.0	1	0	0	0	0	0	0	0	0	0	0	0	0	0	0	0

SINGLE-GAME HIGHS: DEFENSIVE

Total Tackles	5 at Los Angeles Rams, Oct 06, 2024	Fumble Recoveries	1 at Tennessee Titans, Sep 22, 2024
	4 vs. Tampa Bay Buccaneers, Dec 17, 2023	Tackles For Loss	1 at Jacksonville Jaguars, Oct 27, 2024
Solo Tackles	3 at Jacksonville Jaguars, Oct 27, 2024		1 vs. Houston Texans, Oct 20, 2024
	3 at Los Angeles Rams, Oct 06, 2024		...10 more at 1.
	...3 more at 3.	Special Teams Tackles	1 at Tennessee Titans, Sep 22, 2024
Sacks	1.0 vs. Chicago Bears, Jan 07, 2024		
	1.0 vs. Tampa Bay Buccaneers, Dec 17, 2023		
	...2 more at 1.0.		
Passes Defensed	1 vs. Minnesota Vikings, Oct 29, 2023		

2024 GXG REGULAR SEASON (PACKERS)

DATE	OPPONENT	P/S	TK	S	A	SK	YDS	INT	PD	FF	FR
09/06	at Eagles	P	2	2	0	0	0.0	0	0	0	0
09/15	Colts	P	1	1	0	0	0.0	0	0	0	0
09/22	at Titans	P	1	1	0	1.0	4.0	0	0	0	1
09/29	Vikings	P	3	3	0	0.0	0.0	0	0	0	0
10/06	at Rams	P	5	3	2	0.0	0.0	0	0	0	0
10/13	Cardinals	P	0	0	0	0.0	0.0	0	0	0	0
10/20	Texans	P	2	1	1	0.0	0.0	0	0	0	0
10/27	at Jaguars	P	3	3	0	0.0	0.0	0	0	0	0
11/03	Lions	P	2	2	0	0.0	0.0	0	0	0	0
2024 TOTALS		9-0	19	14	5	1.0	4.0	0	0	0	1

QUAY WALKER

7

LINEBACKER
GEORGIA

Third NFL Season | Third Packers Season



Ht: 6-4 | Wt: 241 | Born: May 8, 2000 | NFL Games Played/Started: 39/38 | Acquired: D1a-22

AT A GLANCE

- Is one of six NFL players with 300-plus tackles, five-plus sacks, 10-plus passes defended and three-plus forced fumbles since 2022.
- Is one of three Packers since the merger (1970) with 100-plus tackles in both of his first two NFL seasons (Nick Barnett, 2003-04; A.J. Hawk, 2006-07), per Stathead.
- Has led Green Bay in tackles for two straight seasons, tying for the third-longest streak for the Packers since 1975 (Nick Barnett, 2003-05; Blake Martinez, 2017-19).
- Ranked No. 2 among NFL rookies with a team-best 119 total tackles in 2022, the fifth most by a Green Bay rookie since 1975 (Johnnie Gray, 123 in 1975 / Nick Barnett, 134 in 2003 / A.J. Hawk, 155 in 2006 / Rich Wingo, 166 in 1979).
- Earned All-Rookie team honors from the Pro Football Writers of America, the first Green Bay insider LB to be selected to the team since Hawk in 2006.
- Started at LB in all 15 games as a senior in 2021, tying for No. 3 on the team with a career-high 67 tackles (39 solo) while adding 5½ tackles for a loss, 1½ sacks and 25 QB pressures. Was part of a Georgia defense that ranked No. 1 in the country in 2021 in points allowed (10.2 ppg), the top mark posted since Alabama (8.2 ppg) in 2011, and helped the Bulldogs win their first national championship since 1980.

2024 SEASON: Has started all eight contests he has played in (missed Week 8 with a concussion), posting a team-high 64 tackles (46 solo), 1.5 sacks, two QB hits, four tackles for a loss (tied for No. 4 on the team) and four NextGenStat QB pressures...Has posted six-plus tackles in seven games this season...**At Philadelphia (Sept. 6):** Played all 76 defensive snaps and tied for the team lead in tackles (11) and solo tackles (seven). Five tackles were for gains of 3 yards or less, including bringing down RB Saquon Barkley for a loss of 2 yards with just under eight minutes to play in the fourth quarter...**Vs. Indianapolis (Sept. 15):** Was one of three defenders to play all 56 snaps, leading the team with six tackles (all solo)...**At Tennessee (Sept. 22):** One of two Packers to play all 54 defensive snaps, finishing No. 2 on the team with six tackles (three solo) and a QB hit, and registered a half-sack when he teamed with LB Isaiah McDuffie to chase down QB Will Levis on a fourth-and-2, giving Green Bay the ball at the Tennessee 36-yard line early in the third quarter. The ensuing drive resulted in a touchdown to put the Packers up, 27-7...**Vs. Minnesota (Sept. 29):** One of two Green Bay defenders to play all 68 snaps, leading the team with eight tackles (six solo), a tackle for a loss, a QB hit, a NGS QB pressure and blitzed up the middle, splitting the running back and guard to sack QB Sam Darnold for a loss of 13 yards in the third quarter. Dating back to last season, has four sacks in the last seven regular-season games...**At L.A. Rams (Oct. 6):** One of four Packers to play all 78 defensive snaps, tying for No. 2 on the team with nine tackles (six solo), a tackle for a loss and two NGS QB pressures. Worked down the line and then slashed through to team up with S Evan Williams and tackle RB Kyren Williams for a loss of 6 yards in the second quarter...**Vs. Arizona (Oct. 13):** One of three Packers to play all 58 defensive snaps, leading the team with 11 tackles (10 solo, tied career high) and a tackle for a loss...**Vs. Houston (Oct. 20):** Played on 13 defensive snaps and registered a tackle (solo) before suffering a concussion...**At Jacksonville (Oct. 27):** Inactive (concussion)...**Vs. Detroit (Nov. 3):** One of four Packers to play all 57 defensive snaps, leading the team with a season-best 12 tackles (seven solo). It marked the 10th 10-plus tackle game of his career during the regular season.

QUAY WALKER'S NFL REGULAR-SEASON DEFENSIVE STATISTICS

YEAR	TEAM	GP	GS	TK	S	TACKLES					INTERCEPTIONS										ST			MISC										
						A	TFL	YDS	SK	YDS	QBH	NO	YDS	LG	TD	PD	FF	FR	TD	YDS	TK	S	A	FF	FR	S	A							
2022	Packers	17	16	119	73	46	5	8	1.5	13.5	4	0	0	0	0	7	3	1	0	63	2	2	0	0	0	0	0	0	0	0	0	0	0	
2023	Packers	14	14	118	59	59	7	20	2.5	16.5	5	1	37	37	1	3	0	0	0	0	0	0	0	0	0	0	0	0	0	0	0	0	0	
2024	Packers	8	8	64	46	18	4	22	1.5	13.0	2	0	0	0	0	0	0	0	0	0	0	0	0	0	0	0	0	0	0	0	0	0	0	
NFL TOTALS		39	38	301	178	123	16	50	5.5	43.0	11	1	37	37	1	10	3	1	0	63	2	2	0	0	0	0	0	0	0	0	0	0	0	0

QUAY WALKER'S NFL POSTSEASON DEFENSIVE STATISTICS

YEAR	TEAM	GP	GS	TK	S	TACKLES					INTERCEPTIONS										ST			MISC									
						A	TFL	YDS	SK	YDS	QBH	NO	YDS	LG	TD	PD	FF	FR	TD	YDS	TK	S	A	FF	FR	S	A						
2023	Packers	2	2	20	9	11	1	0	0.0	0.0	0	0	0	0	0	0	0	0	0	0	0	0	0	0	0	0	0	0	0	0	0	0	0
NFL TOTALS		2	2	20	9	11	1	0	0.0	0.0	0	0	0	0	0	0	0	0	0	0	0	0	0	0	0	0	0	0	0	0	0	0	0

SINGLE-GAME HIGHS: DEFENSIVE

Total Tackles	19 vs. Detroit Lions, Sep 28, 2023 17 at Atlanta Falcons, Sep 17, 2023	Fumble Recoveries	1 at Philadelphia Eagles, Nov 27, 2022
Solo Tackles	10 vs. Arizona Cardinals, Oct 13, 2024 10 vs. Detroit Lions, Sep 28, 2023	Tackles For Loss	2 at Denver Broncos, Oct 22, 2023 1 vs. Arizona Cardinals, Oct 13, 2024 ...13 more at 1.
Sacks	1.0 vs. Minnesota Vikings, Sep 29, 2024 1.0 vs. Chicago Bears, Jan 07, 2024 ...2 more at 1.0.	Interceptions	1 at Chicago Bears, Sep 10, 2023
Passes Defended	2 vs. Los Angeles Rams, Dec 19, 2022 1 at Atlanta Falcons, Sep 17, 2023 ...6 more at 1.	Interception Return Yards	37 at Chicago Bears, Sep 10, 2023
Forced Fumbles	1 vs. Los Angeles Rams, Dec 19, 2022 1 at Buffalo Bills, Oct 30, 2022 ...1 more at 1.	Special Teams Tackles	1 vs. Tennessee Titans, Nov 17, 2022 1 vs. New England Patriots, Oct 02, 2022

2024 GXG REGULAR SEASON (PACKERS)

DATE	OPPONENT	P/S	TK	S	A	SK	YDS	INT	PD	FF	FR
09/06	at Eagles	S	11	7	4	0.0	0.0	0	0	0	0
09/15	Colts	S	6	6	0	0.0	0.0	0	0	0	0
09/22	at Titans	S	6	3	3	0.5	0.0	0	0	0	0
09/29	Vikings	S	8	6	2	1.0	13.0	0	0	0	0
10/06	at Rams	S	9	6	3	0.0	0.0	0	0	0	0
10/13	Cardinals	S	11	10	1	0.0	0.0	0	0	0	0
10/20	Texans	S	1	1	0	0.0	0.0	0	0	0	0
10/27	at Jaguars										
11/03	Lions	S	12	7	5	0.0	0.0	0	0	0	0
2024 TOTALS		8-8	64	46	18	1.5	13.0	0	0	0	0

RASHEED WALKER

63

TACKLE
PENN STATE

Third NFL Season | Third Packers Season



Ht: 6-6 | Wt: 324 | Born: February 13, 2000 | NFL Games Played/Started: 27/24 | Acquired: D7c-22

AT A GLANCE

- » Appeared in all 17 games with 15 starts at LT in 2023 and was part of a line that helped the Packers rank No. 3 in the NFL in sacks allowed (30) and No. 4 in sacks allowed per passing play (4.9 pct.).
- » His 15 starts last season were the most by a Green Bay offensive lineman selected in the seventh round within his first two NFL seasons since T Mark Tauscher started all 16 games in his second season (2001).
- » Selected by the Packers with the third of four picks in the seventh round (No. 249 overall) of the 2022 NFL Draft, becoming the first offensive lineman drafted by Green Bay out of Penn State since G Marco Rivera in 1996.
- » Appeared in 36 games over four seasons at Penn State (2018-21), starting the final 32 contests at LT.
- » Earned third-team All-Big Ten honors as a senior in 2021, helping the Nittany Lions feature a 3,000-yard passer (QB Sean Clifford, 3,107) and a 1,000-yard receiver (WR Jahan Dotson, 1,182) for only the second time in school history.

2024 SEASON: Has started all nine games at LT and has helped the offense rank No. 4 in total offense (390.6 ypg), yards per play (6.16) and explosive runs (31), No. 3 in explosive plays (74), No. 5 in the NFL in rushing (154.8 ypg), No. 8 in yards per carry (4.88) and No. 2 in sacks allowed (12)...Part of a line that has allowed zero sacks in three games this season, tied for No. 1 in the league...**At Philadelphia (Sept. 6):** Started at LT and played all 67 snaps. Helped protect QB Jordan Love as he was sacked just once on the evening and cleared holes for Green Bay to register 163 rushing yards on just 21 carries (7.8 avg.)...**Vs. Indianapolis (Sept. 15):** Started at LT and played all 70 snaps. Was part of a line that did not allow a sack of QB Malik Willis and cleared the way for the Packers' 261 rushing yards on 53 carries (4.9 avg.), the highest rushing-yardage total in a game by Green Bay since Sept. 28, 2003, vs. Denver (262 yards)...**At Tennessee (Sept. 22):** Started at LT and played all 63 snaps, helping to clear the way for the Packers' 188 rushing yards on 37 attempts (5.1 avg.), bringing their total over their past two games to 449 rushing yards, the most over a two-game span by Green Bay in a single season since Nov. 2-10, 2003 (502 yards)...**Vs. Minnesota (Sept. 29):** Started at LT and helped the offense register a season-high 465 total yards as Love posted single-game career highs for passing yards (389), passing TDs (four) and completions (32)...**At L.A. Rams (Oct. 6):** Started at LT and played all 59 snaps, helping to clear the way for the Packers' 126 rushing yards and a TD on 30 carries (4.2 avg.)...**Vs. Arizona (Oct. 13):** Started at LT and played all 73 snaps. Helped to clear the way for the Packers' 437 total yards and was part of a line that did not allow a sack of Love as he tied his career high with four TD passes...**Vs. Houston (Oct. 20):** Started at LT and played all 58 snaps, helping to protect Love as he threw for 220 yards and three TDs on 24-of-33 passing...**At Jacksonville (Oct. 27):** Started at LT and played all 70 snaps, helping to clear the way for the Packers' 170 rushing yards and two TDs on 39 carries (4.4 avg.) as the line allowed just one sack on the afternoon...**Vs. Detroit (Nov. 3):** Started at LT and played all 65 snaps as the line did not allow a sack and cleared the way for 138 rushing yards on 23 attempts (6.0 avg.).

RASHEED WALKER'S NFL REGULAR-SEASON STATISTICS

DATE	TEAM	GP	GS
2022	Packers	1	0
2023	Packers	17	15
2024	Packers	9	9
NFL TOTALS		27	24

RASHEED WALKER'S NFL POSTSEASON STATISTICS

DATE	TEAM	GP	GS
2023	Packers	2	2
NFL TOTALS		2	2

CHRISTIAN WATSON

9

WIDE RECEIVER
NORTH DAKOTA STATE

Third NFL Season | Third Packers Season



Ht: 6-4 | Wt: 208 | Born: May 12, 1999 | NFL Games Played/Started: 31/28 | Acquired: D2-22

AT A GLANCE

- Of his 82 career receptions, 14 have gone to touchdowns, a 17.1 percentage that ranks No. 1 in the NFL since 2022 among players with 75-plus catches.
- Posted a team-high 12 TD receptions in 2022-23, the fifth most by a Packer in his first two NFL seasons behind only Billy Howton (17), Greg Jennings (15), Don Hutson (14) and Sterling Sharpe (13)
- Led the team with seven TD catches in 2022, the fourth most in team history by a rookie behind only Howton (13 in 1952), Max McGee (nine in 1954) and Jayden Reed (eight in 2023).
- In 2022, became only the third player in franchise history to that point to post seven-plus receiving TDs and multiple rushing TDs in a season, joining Johnny "Blood" McNally (1931) and Don Hutson (1941).
- Posted eight TDs from scrimmage in Weeks 10-13 in 2022, tied for the most over a four-game span by a rookie WR in league history (Vikings WR Randy Moss, 1998).
- Finished his career at North Dakota State ranked No. 2 in school history (min. 50 rec.) in yards per reception (20.4 avg.) and yards per kickoff return (26.4 avg.), No. 8 in receiving yards (2,140) and No. 10 in receptions (105).
- Earned second-team All-America honors at wide receiver from *The Associated Press* as a senior in 2021 after leading the Bison with a career-high 43 catches for a career-best 801 yards (18.6 avg.) and seven TDs. Earned first-team AP All-America recognition at kickoff returner as a junior in 2020 after averaging 33.8 yards on 10 kickoff returns.

2024 SEASON: Has started all eight games he has appeared in and has posted 16 catches for 233 yards (14.6 avg.) and two TDs...**At Philadelphia (Sept. 6):** Started and played 42 of 67 snaps, posting three catches for 13 yards (4.3 avg.), highlighted by a 2-yard TD catch early in the second half...**Vs. Indianapolis (Sept. 15):** Started and appeared on 41 plays on offense...**At Tennessee (Sept. 22):** Started and played 34 of 63 snaps, leading the team with 67 yards receiving on two catches (33.5 avg.), posting a 37-yard grab down to the Tennessee 13 late in the first half on third-and-18 and a 30-yard leaping grab to the Tennessee 6 on third-and-6 on Green Bay's opening drive that helped set up a QB Malik Willis TD run two plays later. Became the first Packer to register two third-down catches of 30-plus yards each since WR Davante Adams did so at San Francisco on Nov. 5, 2020...**Vs. Minnesota (Sept. 29):** Started and played nine snaps before sustaining an ankle injury late in the first quarter that sidelined him for the remainder of the game...**At L.A. Rams (Oct. 6):** Inactive (ankle)...**Vs. Arizona (Oct. 13):** Started and played 44 snaps, leading the team with 68 yards receiving on three catches (22.7 avg.). Posted a 44-yard TD reception on a long pass from QB Jordan Love with 4:32 remaining in the first half to give the Packers a 24-0 lead...**Vs. Houston (Oct. 20):** Started and played 31 snaps, posting a 9-yard reception...**At Jacksonville (Oct. 27):** Started and played 52 of 70 snaps, finishing with a season-high four catches for 39 yards (9.8 avg.) with three of the receptions picking up first downs...**Vs. Detroit (Nov. 3):** Started and played 37 snaps, hauling in three passes for 37 yards (12.3 avg.).

CHRISTIAN WATSON'S NFL REGULAR-SEASON RUSHING/RECEIVING STATISTICS

DATE	TEAM	GP	GS	RECEIVING				RUSHING					
				NO.	YDS.	AVG.	LG	TD	NO.	YDS.	AVG.	LG	TD
2022	Packers	14	11	41	611	14.9	63t	7	7	80	11.4	46t	2
2023	Packers	9	9	28	422	15.1	77	5	4	11	2.8	13	0
2024	Packers	8	8	16	233	14.6	44t	2	1	-4	-4.0	-4	0
NFL TOTALS		31	28	85	1,266	14.9	77	14	12	87	7.3	46t	2

CHRISTIAN WATSON'S NFL POSTSEASON RUSHING/RECEIVING STATISTICS

DATE	TEAM	GP	GS	RECEIVING				RUSHING					
				NO.	YDS.	AVG.	LG	TD	NO.	YDS.	AVG.	LG	TD
2023	Packers	2	0	2	20	10.0	11	0	0	0	0.0	0	0
NFL TOTALS		2	0	2	20	10.0	11	0	0	0	0.0	0	0

CHRISTIAN WATSON'S NFL REGULAR-SEASON RETURN STATISTICS

DATE	TEAM	RET.	KICKOFF RETURNS			
			YDS.	AVG.	LG	TD
2022	Packers	2	35	17.5	18	0
2023	Packers	0	0	0.0	0	0
2024	Packers	0	0	0.0	0	0
NFL TOTALS		2	35	17.5	18	0

SINGLE-GAME HIGHS: RUSHING/RECEIVING

Rush Attempts	2 vs. Kansas City Chiefs, Dec 03, 2023 2 vs. Detroit Lions, Jan 08, 2023	Receiving Yards	110 at Philadelphia Eagles, Nov 27, 2022 107 vs. Dallas Cowboys, Nov 13, 2022
Rushing Yards	46 at Chicago Bears, Dec 04, 2022 15 vs. Kansas City Chiefs, Dec 03, 2023 ...1 more at 15.	Receiving Average	30.3 at Las Vegas Raiders, Oct 09, 2023 27.5 at Philadelphia Eagles, Nov 27, 2022
Longest Runs	46t at Chicago Bears, Dec 04, 2022 15t vs. New England Patriots, Oct 02, 2022	Longest Receptions	77 at Las Vegas Raiders, Oct 09, 2023 63t at Philadelphia Eagles, Nov 27, 2022
Rushing TDs	1 at Chicago Bears, Dec 04, 2022 1 vs. New England Patriots, Oct 02, 2022	Receiving TDs	3 vs. Dallas Cowboys, Nov 13, 2022 2 vs. Kansas City Chiefs, Dec 03, 2023 ...1 more at 2.
Receptions	7 vs. Kansas City Chiefs, Dec 03, 2023 6 at Miami Dolphins, Dec 25, 2022	Scrimmage Yards	116 vs. Detroit Lions, Jan 08, 2023 110 at Philadelphia Eagles, Nov 27, 2022

2024 GXG REGULAR SEASON (PACKERS)

DATE	OPPONENT	P/S	RECEIVING					RUSHING				
			NO.	YDS.	AVG.	LG	TD	NO.	YDS.	AVG.	LG	TD
09/06	at Eagles	S	3	13	4.3	6	1	0	0	0.0	0	0
09/15	Colts	S	0	0	0.0	0	0	0	0	0.0	0	0
09/22	at Titans	S	2	67	33.5	37	0	0	0	0.0	0	0
09/29	Vikings	S	0	0	0.0	0	0	0	0	0.0	0	0
10/06	at Rams		INACTIVE/INJURY									
10/13	Cardinals	S	3	68	22.7	44t	1	0	0	0.0	0	0
10/20	Texans	S	1	9	9.0	9	0	1	-4	-4.0	-4	0
10/27	at Jaguars	S	4	39	9.8	14	0	0	0	0.0	0	0
11/03	Lions	S	3	37	12.3	19	0	0	0	0.0	0	0
2024 TOTALS		8-8	16	233	14.6	44t	2	1	-4	-4.0	-4	0

DANIEL WHELAN

19

PUNTER
UC DAVIS

Second NFL Season | Second Packers Season



Ht: 6-5 | Wt: 216 | Born: February 10, 1999 | NFL Games Played/Started: 26/0 | Acquired: FA-23

AT A GLANCE

- » Averaged 46.2 yards per punt in 2023 in his first season with the Packers, the second-best single-season mark in team history behind only Corey Bojorquez (46.5 avg. in 2021).
- » Posted 22 punts of 50-plus yards last season, tied for the third most in a season by a Green Bay punter since 2000 behind only Jon Ryan (24 in 2006) and Justin Vogel (23 in 2017).
- » Became the first Irish-born player to play in the NFL since 1985 (Cardinals K Neil O'Donoghue).
- » Played for the D.C. Defenders in 2023, earning All-XFL honors after ranking No. 3 in the league in both punting average (45.6) and punts inside the 20 (11).
- » Played in 47 games in five seasons (2017-21) at UC-Davis, finishing his career ranked No. 1 in school history in punting average (44.0) and punts inside the 20 (86).
- » Moved to California with his mother when he was 13 years old and earned All-Southern Section and All-DeAnza League honors in both of his final two years at Rancho Mirage (Calif.) High School.

2024 SEASON: Has played in all nine games, punting 31 times for 1,478 yards (47.7-yard gross average, 43.9-yard net average)...Has posted 13 punts of 50-plus yards...Has placed 13 punts inside the 20...Is tied for No. 6 in the NFL in net punting average...Recorded a long of 74 yards, which is the fifth-longest punt in the NFL this season...**Philadelphia (Sept. 6):** Punted twice for a total of 74 yards (37.0-yard gross and net average), placing one punt inside the 20 and recording a long of 41 yards...**Vs. Indianapolis (Sept. 15):** Punted three times for 139 yards (46.3-yard gross and net average) with a long of 59 yards in the third quarter that pinned the Colts at their own 16. Placed a season-high three punts inside the 20...**At Tennessee (Sept. 22):** Punted a season-high five times for 244 yards, averaging 48.8 yards (36.0-yard net average). Recorded a season-long punt of 63 yards in the fourth quarter, the second-longest punt of his career...**Vs. Minnesota (Sept. 29):** Punted three times for 180 yards, registering a 60.0-yard average, which was the top mark by a Green Bay punter (min. three punts) since Boyd Dowler recorded a 62.0-yard average on three punts vs. San Francisco on Oct. 21, 1962. Posted a 56.7-yard net average, which was the top mark by a Packers punter (since 1976) with three-plus punts in a game, topping Tim Masthay's mark of 55.3 yards on three punts at Minnesota on Oct. 23, 2011. His 56.7-yard net average was also the top mark by an NFL punter (min. three punts) since Seahawks P Michael Dickson averaged 57.5 yards on six punts at Denver on Sept. 9, 2018. Recorded a career-long 74-yard punt, which is the second-longest punt by a Packer (since 2000) behind only Corey Bojorquez's 82-yarder at Chicago on Oct. 17, 2021. Two of his three punts landed inside the 20...**At L.A. Rams (Oct. 6):** Matched his season high with five punts for 186 yards (37.2-yard gross and net average), recording a long of 41 yards and placing one punt inside the 20. Pinned the Rams are their own 9 on his 41-yard punt in the fourth quarter...**Vs. Arizona (Oct. 13):** Punted one time for 46 yards (46.0-yard gross and net average) in the first quarter and pinned the Cardinals at their own 8...**Vs. Houston (Oct. 20):** Punted five times for 284 yards, a 56.8-yard gross average that is the second-best single-game average in team history (min. four punts) behind only Roy McKay's 61.6-yard average on five punts vs. the Chicago Cardinals on Oct. 28, 1945. His 51.6-yard net average is the top single-game mark in team history (since 1976, min. four punts). Tied his single-game career high with two punts of 60-plus yards (66, 61). Became the first NFL punter to punt five-plus times and post a gross average of 56-plus yards and a net average of 51-plus yards in a game since Raiders P AJ Cole vs. Indianapolis on Nov. 13, 2022...**At Jacksonville (Oct. 27):** Punted five times for 241 yards (48.2-yard gross average, 44.8-net yard average) with a long of 63 yards. Placed three punts inside the 20, tying his season high...**Vs. Detroit (Nov. 3):** Punted two times for 84 yards (42.0-yard gross and net average), placing both punts inside the 20 and recording a long of 51 yards.

DANIEL WHELAN'S NFL REGULAR-SEASON PUNTING STATISTICS

DATE	TEAM	GP	GROSS			OPP.		NET			TB	IN20	LG	BK
			NO.	YDS.	AVG.	RET.	YDS.	YDS.	AVG.					
2023	Packers	17	57	2,634	46.2	23	270	2,264	39.7	5	18	68	0	
2024	Packers	9	31	1,478	47.7	11	77	1,361	43.9	2	13	74	0	
NFL TOTALS		26	88	4,112	46.7	34	347	3,625	41.2	7	31	74	0	

DANIEL WHELAN'S NFL POSTSEASON PUNTING STATISTICS

DATE	TEAM	GP	GROSS			OPP.		NET			TB	IN20	LG	BK
			NO.	YDS.	AVG.	RET.	YDS.	YDS.	AVG.					
2023	Packers	2	4	155	38.8	0	0	155	38.8	0	3	42	0	
NFL TOTALS		2	4	155	38.8	0	0	155	38.8	0	3	42	0	

SINGLE-GAME HIGHS: PUNTER

Punts	5 at Jacksonville Jaguars, Oct 27, 2024 5 vs. Houston Texans, Oct 20, 2024 ...4 more at 5.	Net Punting Avg	56.7 vs. Minnesota Vikings, Sep 29, 2024 51.6 vs. Houston Texans, Oct 20, 2024
Gross Punting Yards	284 vs. Houston Texans, Oct 20, 2024 259 vs. Detroit Lions, Sep 28, 2023	Longest Punts	74 vs. Minnesota Vikings, Sep 29, 2024 68 at Chicago Bears, Sep 10, 2023
Gross Punting Avg	56.8 vs. Houston Texans, Oct 20, 2024 51.8 vs. Minnesota Vikings, Oct 29, 2023 ...1 more at 51.8.	Inside the 20	3 at Detroit Lions, Nov 23, 2023 3 at Jacksonville Jaguars, Oct 27, 2024 ...1 more at 3.
Net Punting Yards	258 vs. Houston Texans, Oct 20, 2024 232 vs. Detroit Lions, Sep 28, 2023		

2024 GXG REGULAR SEASON (PACKERS)

DATE	OPPONENT		NO.	YDS.	AVG.	OPP. RET.	YDS.	NET YDS.	AVG	TB	IN20	LG	BK
09/06	at Eagles	P	2	74	37.0	0	0	74	37.0	0	1	41	0
09/15	Colts	P	3	139	46.3	0	0	139	46.3	0	3	59	0
09/22	at Titans	P	5	244	48.8	2	24	180	36.0	2	0	63	0
09/29	Vikings	P	3	180	60.0	2	10	170	56.7	0	2	74	0
10/06	at Rams	P	5	186	37.2	1	0	186	37.2	0	1	41	0
10/13	Cardinals	P	1	46	46.0	0	0	46	46.0	0	1	46	0
10/20	Texans	P	5	284	56.8	4	26	258	51.6	0	0	66	0
10/27	at Jaguars	P	5	241	48.2	2	17	224	44.8	0	3	63	0
11/03	Lions	P	2	84	42.0	0	0	84	42.0	0	2	51	0
2024 TOTALS		9	31	1,478	47.7	11	77	1,361	43.9	2	13	74	0

DONTAYVION WICKS

13

WIDE RECEIVER
VIRGINIA

Second NFL Season | Second Packers Season



Ht: 6-1 | Wt: 206 | Born: June 16, 2001 | NFL Games Played/Started: 24/7 | Acquired: D5B-23

AT A GLANCE

- » Is one of just five players in team history to register four-plus TD catches in both of first two seasons in the league, joining Don Hutson (1935-36), Billy Howton (1952-53), James Lofton (1978-79) and Christian Watson (2022-23).
- » Of his 55 career catches, 21 have been explosive gains (16-plus yards), a 38.2 percentage that ranks No. 9 in the NFL since 2023 among players with 50-plus receptions.
- » Ranked No. 3 on the team with 39 receptions for 581 yards (14.9 avg.) and four TDs in 2023, finishing No. 2 in the league in yards per catch among rookies.
- » Posted a team-high 18 explosive receptions (16-plus yards), the most by a Packers rookie dating back to 2000 and tied for No. 4 among NFL rookies last season.
- » Of his 39 receptions, 18 went for 16-plus yards, a 46.2 percentage that ranked No. 4 in the NFL among players with two-plus catches a game. Dating back to 2000, his 46.2 mark was the top percentage posted by a Packer with 30-plus receptions.
- » Set the University of Virginia single-season school record for receiving yards with 1,203 yards on 57 catches (21.1 avg.) in 2021, surpassing WR Herman Moore's mark of 1,190 yards in 1990.
- » His average of 21.1 yards per reception in 2021 led the Atlantic Coast Conference and ranked No. 5 in the country.

2024 SEASON: Has appeared in all nine games with one start and has posted 16 receptions for 192 yards (12.0 avg.) and four TDs (No. 2 on the team)...Of his 16 catches, four have resulted in TDs, a 25.0 percentage that ranks No. 3 in the NFL (min. 15 rec.)...**At Philadelphia (Sept. 6):** Appeared on 31 plays on offense...**Vs. Indianapolis (Sept. 15):** Played 36 snaps and caught three passes for 26 yards (8.7 avg.), highlighted by a 14-yard TD grab from QB Malik Willis late in the first quarter; his fourth TD reception in his last four regular-season games...**At Tennessee (Sept. 22):** Appeared on 29 plays on offense...**Vs. Minnesota (Sept. 29):** Played a season-high 58 snaps and posted a season-best five catches for a season-high 78 yards (15.6 avg.) and two TDs (tied career high). All five of his receptions came in the second half with both of his TD catches (6, 17 yards) coming in the fourth quarter...**At L.A. Rams (Oct. 6):** Started and played 45 of 59 snaps, hauling in two passes for 20 yards (10.0 avg.)...**Vs. Arizona (Oct. 13):** Played 10 snaps, posting a 9-yard reception on a third down late in the first quarter to pick up a first down, before departing the game in the second quarter (shoulder)...**Vs. Houston (Oct. 20):** Appeared on 24 plays and caught three passes for 48 yards (16.0 avg.), highlighted by a 30-yard TD grab midway through the second quarter...**At Jacksonville (Oct. 27):** Played 21 snaps and caught two passes for 11 yards (5.5 avg.)...**Vs. Detroit (Nov. 3):** Appeared on 35 plays on offense.

DONTAYVION WICKS' NFL REGULAR-SEASON RECEIVING STATISTICS

DATE	TEAM	GP	GS	RECEIVING				
				NO.	YDS.	AVG.	LG	TD
2023	Packers	15	6	39	581	14.9	35	4
2024	Packers	9	1	16	192	12.0	36	4
NFL TOTALS		24	7	55	773	14.1	36	8

DONTAYVION WICKS' NFL POSTSEASON RECEIVING STATISTICS

DATE	TEAM	GP	GS	RECEIVING				
				NO.	YDS.	AVG.	LG	TD
2023	Packers	2	2	2	25	12.5	20t	1
NFL TOTALS		2	2	2	25	12.5	20t	1

SINGLE-GAME HIGHS: RUSHING/RECEIVING

Longest Runs	1 at Denver Broncos, Oct 22, 2023	Longest Receptions	36 vs. Minnesota Vikings, Sep 29, 2024
Receptions	6 vs. Chicago Bears, Jan 07, 2024		35 vs. Los Angeles Chargers, Nov 19, 2023
	6 vs. Tampa Bay Buccaneers, Dec 17, 2023	Receiving TDs	2 vs. Minnesota Vikings, Sep 29, 2024
Receiving Yards	97 vs. Tampa Bay Buccaneers, Dec 17, 2023		2 vs. Chicago Bears, Jan 07, 2024
	91 vs. Los Angeles Chargers, Nov 19, 2023	Most TDs	2 vs. Minnesota Vikings, Sep 29, 2024
Receiving Average	30.3 vs. Los Angeles Chargers, Nov 19, 2023		2 vs. Chicago Bears, Jan 07, 2024
	17.0 at Pittsburgh Steelers, Nov 12, 2023	Scrimmage Yards	97 vs. Tampa Bay Buccaneers, Dec 17, 2023
			91 vs. Los Angeles Chargers, Nov 19, 2023


2024 GXG REGULAR SEASON (PACKERS)

DATE	OPPONENT	P/S	RECEIVING					RUSHING				
			NO.	YDS.	AVG.	LG	TD	NO.	YDS.	AVG.	LG	TD
09/06	at Eagles	P	0	0	0.0	0	0	0	0	0.0	0	0
09/15	Colts	P	3	26	8.7	14t	1	0	0	0.0	0	0
09/22	at Titans	P	0	0	0.0	0	0	0	0	0.0	0	0
09/29	Vikings	P	5	78	15.6	36	2	0	0	0.0	0	0
10/06	at Rams	S	2	20	10.0	10	0	0	0	0.0	0	0
10/13	Cardinals	P	1	9	9.0	9	0	0	0	0.0	0	0
10/20	Texans	P	3	48	16.0	30t	1	0	0	0.0	0	0
10/27	at Jaguars	P	2	11	5.5	6	0	0	0	0.0	0	0
11/03	Lions	P	0	0	0.0	0	0	0	0	0.0	0	0
2024 TOTALS		9-1	16	192	12.0	36	4	0	0	0.0	0	0

EVAN WILLIAMS

33 SAFETY OREGON

Rookie



Ht: 5-11 | Wt: 200 | Born: July 28, 2001 | NFL Games Played/Started: 8/3 | Acquired: D4-24

AT A GLANCE

- » Played four seasons at Fresno State (2019-22) and one season at Oregon (2023).
- » Overall, saw action in 52 games with 45 starts in five seasons (2019-23), recording 307 tackles (214 solo), 16 tackles for a loss, 5½ sacks, four QB hurries, four interceptions, 16 passes defended, four forced fumbles and five fumble recoveries.
- » Was selected to an all-conference team in each of his final four seasons in college.
- » Earned second-team All-Pacific-12 honors from the coaches and third-team All-Pac-12 recognition from Phil Steele's College Football in 2023 after leading the Ducks with 82 tackles (49 solo) and recording a career-high 4½ sacks (No. 2 on the team and No. 1 among Pac-12 defensive backs).
- » Selected by the Packers in the fourth round (No. 111 overall) of the 2024 NFL Draft, becoming the first University of Oregon defensive player to be drafted by Green Bay since DE Emery Barnes (18th round, No. 207 overall) in 1954.
- » Was named the CIF-Central Coast Section All-Around Player of the Year and the West Catholic Athletic League Player of the Year in 2018 at St. Francis High School (Mountain View, Calif.).

2024 SEASON: Has played in eight games with three starts, recording 27 tackles (17 solo), a tackle for a loss, an interception, three passes defended and a forced fumble...Is one of two players on the team (LB Eric Wilson) and one of only three NFL rookies with an interception and a forced fumble this season (Buccaneers DB Tykee Smith and 49ers DB Renardo Green)...On special teams, has posted a tackle on kickoff coverage and recovered an onside kick...Was inactive for one game (Week 9) due to a hamstringing injury...**At Philadelphia (Sept. 6):** Made his NFL debut, seeing action on 16 special teams snaps...**Vs. Indianapolis (Sept. 15):** Played 20 snaps on defense, recording two tackles (both solo), an interception and a pass defended. Snagged his first career interception on a Hail Mary attempt by QB Anthony Richardson to seal the victory for Green Bay. Became the first Packer to register an INT within his first two NFL games since S Jeron McMillian in 2012. Also contributed on special teams, playing 11 snaps and recovering an onside-kick attempt by the Colts late in the fourth quarter...**At Tennessee (Sept. 22):** Played 13 special teams snaps, posting a tackle on kickoff coverage. Also saw action on four defensive snaps...**Vs. Minnesota (Sept. 29):** Played 10 snaps on defense and 15 on special teams...**At L.A. Rams (Oct. 6):** Made his first career start, playing all 78 snaps on defense and leading the team with a career-high 10 tackles (four solo) and a career-best two passes defended. Recorded his first pass defended on a deep pass to WR Tutu Atwell in the third quarter. Broke up his second pass of the game on a short pass over the middle intended for TE Jordan Whittington on the Rams' final drive of the game. Also saw action on 11 special teams plays. Became the first Green Bay rookie with 10-plus tackles and multiple passes defended in a game since S Nick Collins (11/21/05)...**Vs. Arizona (Oct. 13):** Recorded his first career tackle for a loss and forced fumble to go along with four tackles (all solo) on 38 defensive snaps. Tackled QB Kyle Murray for a loss of 2 yards on third down to force Arizona to punt. In the third quarter, punched the ball loose from WR Greg Dortch, which was recovered by CB Jaire Alexander. Also saw action on 11 special teams snaps...**Vs. Houston (Oct. 20):** Started and played all 64 snaps on defense, recording a team-high nine tackles (six solo). Stopped RB Joe Mixon short of the end zone on a two-point conversion attempt in the second quarter. Also saw action on 16 special teams plays...**At Jacksonville (Oct. 27):** Started and played 18 snaps on defense before sustaining a hamstring injury in the second quarter that sidelined him for the remainder of the game. Recorded two tackles (one solo)...**Vs. Detroit (Nov. 3):** Inactive (hamstring).

EVAN WILLIAMS' NFL REGULAR-SEASON DEFENSIVE STATISTICS

YEAR	TEAM	GP	GS	TACKLES										INTERCEPTIONS							ST				MISC				
				S	A	TFL	YDS	SK	YDS	QBH	NO	YDS	LG	TD	PD	FF	FR	TD	YDS	TK	S	A	FF	FR	S	A			
2024	Packers	8	3	27	17	10	1	2	0.0	0.0	0	1	1	1	0	3	1	0	0	0	0	1	1	0	0	0	0	0	0
NFL TOTALS		8	3	27	17	10	1	2	0.0	0.0	0	1	1	1	0	3	1	0	0	0	0	1	1	0	0	0	0	0	

SINGLE-GAME HIGHS: DEFENSIVE

Total Tackles	10 at Los Angeles Rams, Oct 06, 2024	Forced Fumbles	1 vs. Arizona Cardinals, Oct 13, 2024
	9 vs. Houston Texans, Oct 20, 2024	Interceptions	1 vs. Indianapolis Colts, Sep 15, 2024
Solo Tackles	6 vs. Houston Texans, Oct 20, 2024		
	4 vs. Arizona Cardinals, Oct 13, 2024		
	...1 more at 4.		
Passes Defensed	2 at Los Angeles Rams, Oct 06, 2024		
	1 vs. Indianapolis Colts, Sep 15, 2024		

2024 GXG REGULAR SEASON (PACKERS)

DATE	OPPONENT	P/S	TK	S	A	SK	YDS	INT	PD	FF	FR	
09/06	at Eagles	P	0	0	0	0	0	0	0	0	0	
09/15	Colts	P	2	2	0	0	0	0	1	1	0	
09/22	at Titans	P	0	0	0	0	0	0	0	0	0	
09/29	Vikings	P	0	0	0	0	0	0	0	0	0	
10/06	at Rams	S	10	4	6	0	0	0	2	2	0	
10/13	Cardinals	P	4	4	0	0	0	0	0	1	0	
10/20	Texans	S	9	6	3	0	0	0	0	0	0	
10/27	at Jaguars	S	2	1	1	0	0	0	0	0	0	
11/03	Lions	INACTIVE/INJURY										
2024 TOTALS		8-3	27	17	10	0	0	0	1	3	1	0

MALIK WILLIS

2

QUARTERBACK
LIBERTY

Third NFL Season | First Packers Season



Ht: 6-1 | Wt: 225 | Born: May 25, 1999 | NFL Games Played/Started: 15/5 | Acquired: T-24 (Ten.)

AT A GLANCE

- » Appeared in 11 regular-season games with three starts for the Tennessee Titans in 2022-23.
- » Originally selected by the Titans in the third round (No. 86 overall) of the 2022 NFL Draft.
- » Appeared in 38 games with 23 starts in four total collegiate seasons, playing two seasons at Liberty University (2020-21) after starting his collegiate career at Auburn (2017-18).
- » In his four collegiate seasons, completed 388 of 618 passes (62.8 pct.) for 5,191 yards and 48 TDs with 18 interceptions. He also rushed for 2,131 yards and 29 TDs on 366 career rushing attempts (5.8 avg.). His 74 total passing and rushing TDs in 2020-21 ranked No. 1 among all FBS players.
- » In his final season at Liberty University in 2021, completed 207 of 339 passes (61.1 pct.) for 2,862 yards and 27 touchdowns to go along with 197 rushing attempts for 878 yards (4.5 avg.) and 13 TDs.
- » Named the 2021 Bobby Bowden Trophy winner, which is presented annually to "a college football player who epitomizes a student-athlete of faith and conducts himself as an exemplary model in the classroom, on the field, on the campus and in the community."

2024 SEASON: Has played in four games with two starts, connecting on 29 of 39 passes (74.4 pct.) for 380 yards and three TDs with no INTs for a 130.3 rating...Among QBs with 25-plus attempts this season, ranks No. 1 in the league in yards per attempt (9.74)...Ranks No. 3 on the team with 137 rushing yards and a TD on 16 carries (8.6 avg.)...Has posted a 123.1 passer rating on third down (14 of 19 for 192 yards and a TD) with an average of 10.11 yards per attempt...Became the first QB since the 1970 merger to post a 120-plus passer rating and 40-plus rushing yards in both of his first two starts with a team...Became only the fifth QB since the merger with a 120-plus passer rating in both of his first two starts with a team, joining Brad Johnson (1999 with Washington), Jeff George (1994 with Atlanta), Jim Plunkett (1980 with the Oakland Raiders) and John Hadl (1973 with the Los Angeles Rams)...**At Philadelphia (Sept. 6):** Took over for an injured Jordan Love (knee) for the final two plays of the game in his Green Bay debut and had one passing attempt...**Vs. Indianapolis (Sept. 15):** Made his first start in a Green Bay uniform with Love (knee) sidelined, connecting on 12 of 14 passes (pct.) for 122 yards and a TD with no INTs for a 126.8 rating. Late in the first quarter, threw his first TD pass in the NFL when he found WR Dontayvion Wicks for a 14-yard score. Completed 7 of 8 passes (87.5 pct.) for 94 yards and a TD for a 155.2 rating, on third down, including a 39-yard completion to WR Romeo Doubs to the Indianapolis 16 early in the fourth quarter on third-and-5. Added 41 rushing yards on six carries (6.8 avg.), highlighted by runs of 19 and 12 yards...**At Tennessee (Sept. 22):** Started for the second straight week in place of an injured Love (knee), posting a career-high 202 passing yards and a TD on 13-of-19 passing (68.4 pct.) along with a career-best 73 rushing yards and a TD on six carries (12.2 avg.). Became just the fourth QB in NFL history to post 200-plus passing yards, a passing TD, no INTs and a 120-plus passer rating along with 70-plus rushing yards, a rushing TD and an average of 12-plus yards per carry (Lamar Jackson, Sept. 18, 2022; Russell Wilson, Dec. 21, 2014; Randall Cunningham, Nov. 4, 1990). His rushing-yardage total was the second-best single-game mark by a QB in franchise history (since 1960) behind only QB Don Majkowski's 88-yard total at Detroit on Sept. 30, 1990. Capped off the opening drive of the game with a 5-yard TD run, a drive that featured a pair of 30-yard completions (30-yarder to WR Jayden Reed, 30-yarder to WR Christian Watson). Became the first NFL QB with 150-plus passing yards and 70-plus rushing yards (158/73) in a first half since Jackson (168/111) vs. Cincinnati on Oct. 13, 2019...**Vs. Minnesota (Sept. 29):** Served as the No. 2 QB, but did not see any action...**At L.A. Rams (Oct. 6):** Served as the No. 2 QB, but did not see any action...**Vs. Arizona (Oct. 13):** Was the No. 2 QB, but did not play...**Vs. Houston (Oct. 20):** Served as the No. 2 QB, but did not see any action...**At Jacksonville (Oct. 27):** Came on in relief for an injured Love (groin) on Green Bay's fourth offensive play of the second half, leading the Packers to TDs on both of his first two full drives at QB. Completed 4 of 5 passes (80.0 pct.) for 56 yards and a TD for a 152.9 rating. Added four carries for 23 yards (5.8 avg.), highlighted by a 20-yard run up the middle to the Jacksonville 38 late in the third quarter that set up RB Josiah Jacobs' 38-yard TD run on the next play. Found TE Tucker Kraft for a 3-yard TD pass with 14:06 remaining. With the game tied at 27 and less than two minutes remaining, found Reed on a career-long 51-yard pass down the left sideline to the Jacksonville 12 to help set up a game-winning 24-yard FG as time expired from K Brandon McManus. Became the first Green Bay QB since the merger to post a 120-plus rating (min. five att.), a TD pass, no INTs and an average of 8.5 yards per attempt in three straight games in a single season. Became the first NFL quarterback to accomplish that feat in his first three games with a team (min. five att.) since Hadl with the Rams (first four games) in 1973...**Vs. Detroit (Nov. 3):** Served as the No. 2 QB, but did not see any action.

MALIK WILLIS' NFL REGULAR-SEASON PASSING/RUSHING STATISTICS

DATE	TEAM	PASSING											RUSHING						
		GP	GS	ATT.	CMP.	PCT.	YDS.	AVG.	TD	INT.	LG	SK	LST	RATE	NO.	YDS.	AVG.	LG	TD
2022	Titans	8	3	61	31	50.8	276	4.5	0	3	48	10	49	42.8	27	123	4.6	17	1
2023	Titans	3	0	5	4	80.0	74	14.8	0	0	48	4	30	118.8	5	21	4.2	11	0
2024	Packers	4	2	39	29	74.4	380	9.7	3	0	51	5	16	130.3	16	137	8.6	29	1
TOTALS		15	5	105	64	61.0	730	7.0	3	3	51	19	95	79.5	48	281	5.9	29	2

SINGLE-GAME HIGHS: QUARTERBACK

Pass Attempts	23 vs. Houston Texans, Dec 24, 2022 19 at Tennessee Titans, Sep 22, 2024	Passer Rating	120.9 at Tennessee Titans, Sep 22, 2024 49.0 at Kansas City Chiefs, Nov 06, 2022
Pass Completions	14 vs. Houston Texans, Dec 24, 2022 13 at Tennessee Titans, Sep 22, 2024	Rush Attempts	8 at Kansas City Chiefs, Nov 06, 2022 7 vs. Houston Texans, Dec 24, 2022
Yards Passing	202 at Tennessee Titans, Sep 22, 2024 122 vs. Indianapolis Colts, Sep 15, 2024	Rushing Yards	73 at Tennessee Titans, Sep 22, 2024 43 vs. Houston Texans, Dec 24, 2022
TD Passes	1 at Jacksonville Jaguars, Oct 27, 2024 1 at Tennessee Titans, Sep 22, 2024 ...1 more at 1.	Rushing Average	6.1 vs. Houston Texans, Dec 24, 2022 5.0 at Kansas City Chiefs, Nov 06, 2022
Long Passes	51 at Jacksonville Jaguars, Oct 27, 2024 48 vs. Baltimore Ravens, Oct 15, 2023 ...1 more at 48.	Longest Runs	29 at Tennessee Titans, Sep 22, 2024 20 at Jacksonville Jaguars, Oct 27, 2024 ...1 more at 20.
Completion Percentage	68.4 at Tennessee Titans, Sep 22, 2024 60.9 vs. Houston Texans, Dec 24, 2022	Rushing TDs	1 vs. Houston Texans, Dec 24, 2022

2024 GXG REGULAR SEASON (PACKERS)

DATE	OPPONENT	P/S	PASSING											RUSHING			
			ATT	CMP	YDS	PCT	Y/A	Y/C	TD	INT	LG	SK/YD	RATE	ATT	YDS	LG	TD
09/06	at Eagles	P	1	0	0	0.0	0.0	0.0	0	0	0	1/4	39.6	0	0	0	0
09/15	Colts	S	14	12	122	85.7	8.7	10.2	1	0	39	0/0	126.8	6	41	19	0
09/22	at Titans	S	19	13	202	68.4	10.6	15.5	1	0	37	3/12	120.9	6	73	29	1
09/29	Vikings		DID NOT PLAY														
10/06	at Rams		DID NOT PLAY														
10/13	Cardinals		DID NOT PLAY														
10/20	Texans		DID NOT PLAY														
10/27	at Jaguars	P	5	4	56	80.0	11.2	14.0	1	0	51	1/0	152.9	4	23	20	0
11/03	Lions		DID NOT PLAY														
2024 TOTALS		4-2	39	29	380	74.4	9.7	13.1	3	0	51	5/16	130.3	16	137	29	1

EMANUEL WILSON

31

RUNNING BACK
FORT VALLEY STATE

Second NFL Season | Second Packers Season



Ht: 5-10 | Wt: 226 | Born: May 8, 1999 | NFL Games Played/Started: 16/0 | Acquired: FA-23

AT A GLANCE

- ▶ Played in seven games for the Packers as a rookie last season, posting 85 rushing yards on 14 carries (6.1 avg.) while adding four receptions for 23 yards (5.8 avg.).
- ▶ Rushed for a career-best 43 yards on four carries (10.8 avg.) vs. the L.A. Rams in Week 9, including a career-long 31-yard run late in the fourth quarter, the longest run by a rookie RB for the Packers since Aaron Jones' 46-yarder vs. New Orleans on Oct. 22, 2017.
- ▶ Led Fort Valley State with 1,371 rushing yards and 17 TDs on 209 carries (6.6 avg.) in 2022 on his way to being named the Southern Intercollegiate Athletic Conference Player of the Year and the conference's Offensive Player of the Year.
- ▶ Started all 17 games he appeared in at Fort Valley State (2021-22), rushing for 2,206 yards and 24 TDs on 356 carries (6.2 avg.) along with 35 receptions for 330 yards (9.4 avg.) and two TDs after beginning his career at Johnson C. Smith University in 2019.
- ▶ Was named the CIAA Freshman of the Year at Johnson C. Smith in 2019 after leading the team with 1,040 yards and 13 TDs on 159 carries (6.5 avg.).

2024 SEASON: Has appeared in all nine games and ranks No. 2 on the team with 254 yards on 55 carries (4.6 avg.) while adding nine catches for 46 yards (5.1 avg.) and a TD...**At Philadelphia (Sept. 6):** Rushed for 46 yards on just four carries (11.5 avg.), posting runs of 14 and 18 yards on Green Bay's second-quarter drive that was capped off with WR Jayden Reed's 33-yard TD run. Added two catches for 2 yards (1.0 avg.)...**Vs. Indianapolis (Sept. 15):** Played 13 snaps and posted 9 rushing yards on five carries (1.8 avg.)...**At Tennessee (Sept. 22):** Appeared on a career-high 26 offensive plays, rushing for 50 yards on 12 carries (4.5 avg.) while adding a career-best 35 receiving yards on two catches (17.5 avg.), highlighted by a 30-yard TD catch on a screen pass on the opening drive of the second half for his first career NFL touchdown. His 85 yards from scrimmage on the afternoon were a career high...**Vs. Minnesota (Sept. 29):** Played 30 snaps and rushed for 27 yards on eight carries (3.4 avg.)...**At L.A. Rams (Oct. 6):** Played 15 snaps and posted 24 yards rushing on six carries (4.0 avg.)...**Vs. Arizona (Oct. 13):** Appeared on 23 plays, rushing for a career-high 54 yards on just seven carries (7.7 avg.) while adding a 19-yard reception...**Vs. Houston (Oct. 20):** Played 12 snaps and rushed for 11 yards on five carries (2.2 avg.)...**At Jacksonville (Oct. 27):** Played 12 snaps and posted 5 rushing yards on four carries (1.3 avg.)...**Vs. Detroit (Nov. 3):** Appeared on 13 snaps and rushed for 28 yards on four carries (7.0 avg.), including the first rushing TD of his career when he scored from 2 yards out with 3:49 remaining in the game. Added a 1-yard reception.

EMANUEL WILSON'S NFL REGULAR-SEASON RUSHING/RECEIVING STATISTICS

DATE	TEAM	GP	GS	RUSHING					RECEIVING				
				NO.	YDS.	AVG.	LG	TD	NO.	YDS.	AVG.	LG	TD
2023	Packers	7	0	14	85	6.1	31	0	4	23	5.8	9	0
2024	Packers	9	0	55	254	4.6	19	1	9	46	5.1	30†	1
NFL TOTALS		16	0	69	339	4.9	31	1	13	69	5.3	30†	1

EMANUEL WILSON'S NFL POSTSEASON RUSHING/RECEIVING STATISTICS

DATE	TEAM	GP	GS	RUSHING					RECEIVING				
				NO.	YDS.	AVG.	LG	TD	NO.	YDS.	AVG.	LG	TD
2023	Packers	2	0	12	36	3.0	8	0	1	11	11.0	11	0
NFL TOTALS		2	0	12	36	3.0	8	0	1	11	11.0	11	0

SINGLE-GAME HIGHS: RUSHING/RECEIVING

Rush Attempts	12 at Tennessee Titans, Sep 22, 2024 8 vs. Minnesota Vikings, Sep 29, 2024	Receiving Yards	35 at Tennessee Titans, Sep 22, 2024 19 vs. Arizona Cardinals, Oct 13, 2024
Rushing Yards	54 vs. Arizona Cardinals, Oct 13, 2024 50 at Tennessee Titans, Sep 22, 2024	Longest Receptions	30† at Tennessee Titans, Sep 22, 2024 19 vs. Arizona Cardinals, Oct 13, 2024
Rushing Average	7.7 vs. Arizona Cardinals, Oct 13, 2024 4.2 at Tennessee Titans, Sep 22, 2024	Receiving TDs	1 at Tennessee Titans, Sep 22, 2024
Longest Runs	31 vs. Los Angeles Rams, Nov 05, 2023 19 vs. Detroit Lions, Nov 03, 2024	Most TDs	1 vs. Detroit Lions, Nov 03, 2024
Rushing TDs	1 vs. Detroit Lions, Nov 03, 2024	Scrimmage Yards	1 at Tennessee Titans, Sep 22, 2024 85 at Tennessee Titans, Sep 22, 2024 73 vs. Arizona Cardinals, Oct 13, 2024
Receptions	2 at Jacksonville Jaguars, Oct 27, 2024 2 at Tennessee Titans, Sep 22, 2024 ...2 more at 2.		

2024 GXG REGULAR SEASON (PACKERS)

DATE	OPPONENT	P/S	RUSHING					RECEIVING				
			NO.	YDS.	AVG.	LG	TD	NO.	YDS.	AVG.	LG	TD
09/06	at Eagles	P	4	46	11.5	18	0	2	2	1.0	2	0
09/15	Colts	P	5	9	1.8	4	0	0	0	0.0	0	0
09/22	at Titans	P	12	50	4.2	10	0	2	35	17.5	30†	1
09/29	Vikings	P	8	27	3.4	8	0	0	0	0.0	0	0
10/06	at Rams	P	6	24	4.0	7	0	1	-9	-9.0	-9	0
10/13	Cardinals	P	7	54	7.7	16	0	1	19	19.0	19	0
10/20	Texans	P	5	11	2.2	5	0	0	0	0.0	0	0
10/27	at Jaguars	P	4	5	1.3	4	0	2	-2	-1.0	1	0
11/03	Lions	P	4	28	7.0	19	1	1	1	1.0	1	0
2024 TOTALS		9-0	55	254	4.6	19	1	9	46	5.1	30†	1

ERIC WILSON

45

LINEBACKER
CINCINNATI

Eighth NFL Season | Third Packers Season



Ht: 6-1 | Wt: 230 | Born: September 26, 1994 | NFL Games Played/Started: 117/33 | Acquired: FA-22 (PS-NO)

AT A GLANCE

- » In his first seven seasons in the NFL, appeared in 108 regular-season games with 27 starts for the Minnesota Vikings (2017-20), Philadelphia Eagles (2021), Houston Texans (2021) and Packers (2022-23), recording 278 tackles (147 solo), nine sacks, four interceptions, nine passes defended, two forced fumbles and three fumble recoveries.
- » Has played in six postseason contests with two starts, recording 13 tackles (five solo), a QB hit and two special teams tackles.
- » Ranks No. 4 in the NFL with 24 special teams tackles over the past two seasons (2022-23), per TruMedia.
- » Posted 50 special teams tackles from 2017-23, tied for No. 7 in the NFL among linebackers over that span (TruMedia).
- » Started a career-high 15 games for the Vikings in 2020 and posted career bests in tackles (121), sacks (three) and INTs (three), the only player in the NFL to register 100-plus tackles, three-plus sacks and three-plus INTs in 2020.

2024 SEASON: Has played in all nine games with six starts, recording 29 tackles (19 solo), two sacks, seven tackles for a loss, two quarterback hits, an interception, two passes defended and a forced fumble...**Is No. 1** on the team in tackles for a loss and tied for No. 5 in sacks...Has posted three tackles on special teams...**At Philadelphia (Sept. 6):** Made his first start as a Packer and played 15 snaps on defense, recording four tackles (three solo) and two tackles for a loss. Brought down RB Saquon Barkley for a loss of 5 yards on the Eagles' first play from scrimmage. Tackled Barkley again for a loss of a yard on a run up the middle in the second quarter. Also played a team-high 24 special teams snaps...**Vs. Indianapolis (Sept. 15):** Played eight snaps on defense, recording a solo tackle, an interception, a pass defended and a forced fumble. Forced RB Jonathan Taylor to fumble the ball out of bounds after a catch-and-run late in the third quarter. On the Colts' next drive early in the fourth quarter, intercepted QB Anthony Richardson's pass intended for WR Michael Pittman Jr. over the middle for his first INT as a Packer. Also played a team-high 17 special teams snaps...**At Tennessee (Sept. 22):** Started and played eight snaps on defense, posting a solo tackle. Also appeared on a team-high 21 special teams snaps and recorded a season-high two tackles, one on kickoff coverage and one on punt coverage...**Vs. Minnesota (Sept. 29):** Played 26 snaps on defense, recording two tackles (one solo). Also saw action on a team-high 24 special teams snaps...**At L.A. Rams (Oct. 6):** Recorded an assisted tackle on defense and saw action on 16 special teams snaps...**Vs. Arizona (Oct. 13):** Started and played 14 snaps on defense, posting three tackles (two solo). Also played a team-high 20 snaps on special teams...**Vs. Houston (Oct. 20):** Started and played 57 snaps on defense, taking over for LB Quay Walker (concussion), who got injured in the second quarter and did not return. Recorded a season-high five tackles (all solo), two sacks (tied career best), a career-high four tackles for a loss, two QB hits and a pass defended. Helped hold the Texans to a long field goal when he tackled RB Joe Mixon for a loss of 2 yards on a second-down play. Sacked QB C.J. Stroud twice in the third quarter, both on third downs, forcing the Texans to punt both times. His pass defended also came on third down when he deflected a pass intended for TE Dalton Schultz to bring up fourth-and-5, forcing another punt by Houston. Tackled Mixon again for a loss of 3 yards in the fourth quarter to bring up third-and-long, which Houston was unable to convert and the Texans had to punt. Also played a team-high 24 snaps on special teams, recording a tackle on punt coverage in the fourth quarter...**At Jacksonville (Oct. 27):** Started and played all 57 snaps on defense, leading the team with a season-high nine tackles (five solo) and a tackle for a loss. Tackled RB Tank Bigsby for a loss of 1 yard on third-and-2 to force the Jaguars to punt in the second quarter. Also appeared on 10 special teams snaps...**Vs. Detroit (Nov. 3):** Started and played 42 snaps on defense, recording three tackles (one solo). Also appeared on 15 special teams plays.

ERIC WILSON'S NFL REGULAR-SEASON DEFENSIVE STATISTICS

YEAR	TEAM	GP	GS	TACKLES										INTERCEPTIONS										ST			MIS C						
				TK	S	A	TF	YD	SK	YDS	QB	N	YD	L	T	P	F	F	T	YD	T	S	A	F	R	S	A						
2017	Vikings	16	0	0	0	0	0	0	0.0	0.0	0	0	0	0	0	0	0	0	0	0	0	0	0	0	8	5	3	1	0	0	0		
2018	Vikings	16	4	32	23	9	4	18	2.0	13.0	5	0	0	0	0	0	0	0	0	0	0	0	0	0	10	8	2	0	0	0	0		
2019	Vikings	16	6	57	32	25	6	28	3.0	24.0	5	0	0	0	0	0	0	0	0	0	0	0	0	0	5	4	1	0	1	0	0		
2020	Vikings	16	15	12	62	59	8	36	3.0	14.5	9	3	23	16	0	8	1	2	0	0	0	0	0	7	1	0	1	0	0	0	0		
2021	Eagles	7	2	43	18	25	1	3	0.0	0.0	1	1	7	7	0	1	0	0	0	0	0	0	0	0	0	0	0	0	0	0	0	0	
2021	Texans	7	0	1	1	0	0	0	0.0	0.0	0	0	0	0	0	0	0	0	0	0	0	0	0	0	2	1	1	0	0	0	0	0	
2021	TOTAL	14	2	44	19	25	1	3	0.0	0.0	1	1	7	7	0	1	0	0	0	0	0	0	0	0	2	1	1	0	0	0	0	0	
2022	Packers	13	0	4	2	2	1	2	1.0	2.0	0	0	0	0	0	0	0	0	0	0	0	0	0	0	13	7	6	0	0	0	0	0	
2023	Packers	17	0	20	9	11	0	0	0.0	0.0	1	0	0	0	0	0	0	0	0	0	0	0	0	0	11	7	4	0	0	0	0	0	0
2024	Packers	9	6	29	19	10	7	29	2.0	17.0	2	1	0	0	0	2	1	0	0	0	0	0	0	0	0	3	2	1	0	0	0	0	0
NFL TOTALS		117	33	30	16	14	27	116	11.0	70.0	23	5	30	16	0	11	2	2	0	0	0	0	0	0	7	53	3	1	1	1	0	0	0

ERIC WILSON'S NFL POSTSEASON DEFENSIVE STATISTICS

YEAR	TEAM	GP	GS	TACKLES										INTERCEPTIONS										ST			MISC							
				TK	S	A	TF	YDS	SK	YDS	QB	N	YDS	LG	TD	PD	FF	FR	TD	YDS	TK	S	A	FF	FR	S	A							
2017	Vikings	2	0	0	0	0	0	0	0.0	0.0	0	0	0	0	0	0	0	0	0	0	0	0	0	0	0	1	0	1	0	0	0	0	0	
2019	Vikings	2	2	13	9	4	0	0	0.0	0.0	1	0	0	0	0	0	0	0	0	0	0	0	0	0	0	0	0	0	0	0	0	0	0	0
2023	Packers	2	0	5	4	1	0	0	0.0	0.0	0	0	0	0	0	0	0	0	0	0	0	0	0	0	0	1	1	0	0	1	0	0	0	0
NFL TOTALS		6	2	18	13	5	0	0	0.0	0.0	1	0	0	0	0	0	0	0	0	0	0	0	0	0	0	2	1	1	0	1	0	0	0	0

SINGLE-GAME HIGHS: DEFENSIVE

Total Tackles 13 vs. Detroit Lions, Nov 08, 2020
 12 vs. Chicago Bears, Dec 29, 2019
Solo Tackles 8 vs. Detroit Lions, Nov 08, 2020
 7 vs. Chicago Bears, Dec 29, 2019
 ...1 more at 7.
Sacks 2.0 vs. Houston Texans, Oct 20, 2024
 2.0 vs. Oakland Raiders, Sep 22, 2019
Passes Defensed 2 at New Orleans Saints, Dec 25, 2020
 1 vs. Houston Texans, Oct 20, 2024
 ...8 more at 1.
Forced Fumbles 1 vs. Green Bay Packers, Sep 13, 2020
Fumble Recoveries 1 at Green Bay Packers, Nov 01, 2020
 1 vs. Atlanta Falcons, Oct 18, 2020
Tackles For Loss 4 vs. Houston Texans, Oct 20, 2024
 3 at Detroit Lions, Dec 23, 2018

Interceptions 1 vs. Indianapolis Colts, Sep 15, 2024
 1 vs. Kansas City Chiefs, Oct 03, 2021
 ...3 more at 1.
Interception Return Yards 16 vs. Detroit Lions, Nov 08, 2020
 7 vs. Kansas City Chiefs, Oct 03, 2021
 ...1 more at 7.
Special Teams Tackles 3 at Detroit Lions, Nov 06, 2022
 2 at Tennessee Titans, Sep 22, 2024
 ...9 more at 2.
Special Teams Forced Fumbles 1 vs. Cincinnati Bengals, Dec 17, 2017
Special Teams Fumble Recoveries 1 vs. Denver Broncos, Nov 17, 2019
Longest Opp Fumble Return 4 at Green Bay Packers, Nov 01, 2020
 3 vs. Atlanta Falcons, Oct 18, 2020

2024 GXG REGULAR SEASON (PACKERS)

DATE	OPPONENT	P/S	TK	S	A	SK	YDS	INT	PD	FF	FR
09/06	at Eagles	S	4	3	1	0.0	0.0	0	0	0	0
09/15	Colts	P	1	1	0	0.0	0.0	1	1	1	0
09/22	at Titans	S	1	1	0	0.0	0.0	0	0	0	0
09/29	Vikings	P	2	1	1	0.0	0.0	0	0	0	0
10/06	at Rams	P	1	0	1	0.0	0.0	0	0	0	0
10/13	Cardinals	S	3	2	1	0.0	0.0	0	0	0	0
10/20	Texans	S	5	5	0	2.0	17.0	0	1	0	0
10/27	at Jaguars	S	9	5	4	0.0	0.0	0	0	0	0
11/03	Lions	S	3	1	2	0.0	0.0	0	0	0	0
2024 TOTALS		9-6	29	19	10	2.0	17.0	1	2	1	0

COLBY WOODEN

96

DEFENSIVE LINEMAN
AUBURN

Second NFL Season | Second Packers Season



Ht: 6-4 | Wt: 273 | Born: December 21, 2000 | NFL Games Played/Started: 23/0 | Acquired: D4-23

AT A GLANCE

- » Played in all 17 regular-season games as a rookie and registered 17 tackles (10 solo), a half-sack, a tackle for a loss and two QB hits.
- » Appeared in both 2023 postseason contests, recording three tackles (one solo) and a QB hit on defense and adding a blocked field goal on special teams.
- » Appeared in 40 games with 36 starts in four seasons with Auburn, finishing his career with 152 tackles (91 solo), 30 tackles for a loss, 15 sacks, 23 QB hurries, six passes defended, three forced fumbles and three fumble recoveries.
- » Earned first-team all-state honors at Archer High School (Lawrenceville, Ga.), where he helped the Tigers advance to the Class 7A state semifinals.

2024 SEASON: Has played in six games, recording eight tackles (two solo), two quarterback hits and a pass defended...Has blocked an extra point on special teams...Has been inactive (healthy scratch) for three games...**At Philadelphia (Sept. 6):** Played two snaps on special teams...**Vs. Indianapolis (Sept. 15):** Inactive (healthy scratch)...**At Tennessee (Sept. 22):** Inactive (healthy scratch)...**Vs. Minnesota (Sept. 29):** Inactive (healthy scratch)...**At L.A. Rams (Oct. 6):** Played 30 snaps on defense, recording three tackles (all assists). Appeared on three special teams plays and blocked an extra point in the second quarter, the first blocked extra point by Green Bay since CB Tony Brown vs. Minnesota on Sept. 15, 2019...**Vs. Arizona (Oct. 13):** Played 19 snaps on defense and eight on special teams...**Vs. Houston (Oct. 20):** Played 19 snaps on defense, recording two tackles (one solo) and a QB hit. Also appeared on four special teams snaps...**At Jacksonville (Oct. 27):** Played 15 snaps on defense, recording two tackles (one solo) and his first career pass defended. Broke up a pass intended for RB Tank Bigsby on the first play of the fourth quarter. Also saw action on six special teams snaps...**Vs. Detroit (Nov. 3):** Played 11 snaps on defense before sustaining a shoulder injury in the third quarter that sidelined him for the remainder of the game. Recorded an assisted tackle and a QB hit. Also appeared on four special teams plays.

COLBY WOODEN'S NFL REGULAR-SEASON DEFENSIVE STATISTICS

YEAR	TEAM	GP	GS	TACKLES							INTERCEPTIONS							ST			MISC							
				TK	S	A	TFL	YDS	SK	YDS	QBH	NO	YDS	LG	TD	PD	FF	FR	TD	YDS	TK	S	A	FF	FR	S	A	
2023	Packers	17	0	17	10	7	1	2	0.5	5.0	2	0	0	0	0	0	0	0	0	0	0	0	0	0	0	0	0	0
2024	Packers	6	0	8	2	6	0	0	0.0	0.0	2	0	0	0	0	1	0	0	0	0	0	0	0	0	0	0	0	0
NFL TOTALS		23	0	25	12	13	1	2	0.5	5.0	4	0	0	0	0	1	0	0	0	0	0	0	0	0	0	0	0	0

COLBY WOODEN'S NFL POSTSEASON DEFENSIVE STATISTICS

YEAR	TEAM	GP	GS	TACKLES							INTERCEPTIONS							ST			MISC							
				TK	S	A	TFL	YDS	SK	YDS	QBH	NO	YDS	LG	TD	PD	FF	FR	TD	YDS	TK	S	A	FF	FR	S	A	
2023	Packers	2	0	3	1	2	0	0	0.0	0.0	1	0	0	0	0	0	0	0	0	0	0	0	0	0	0	0	0	0
NFL TOTALS		2	0	3	1	2	0	0	0.0	0.0	1	0	0	0	0	0	0	0	0	0	0	0	0	0	0	0	0	0

SINGLE-GAME HIGHS: DEFENSIVE

Total Tackles 4 vs. Detroit Lions, Sep 28, 2023
3 at Los Angeles Rams, Oct 06, 2024
...1 more at 3.

Solo Tackles 2 at New York Giants, Dec 11, 2023
2 at Denver Broncos, Oct 22, 2023
...1 more at 2.

Passes Defended 1 at Jacksonville Jaguars, Oct 27, 2024
Tackles For Loss 1 vs. Detroit Lions, Sep 28, 2023

2024 GXG REGULAR SEASON (PACKERS)

DATE	OPPONENT	P/S	TK	S	A	SK	YDS	INT	PD	FF	FR	
09/06	at Eagles	P	0	0	0	0.0	0.0	0	0	0	0	
09/15	Colts		INACTIVE									
09/22	at Titans		INACTIVE									
09/29	Vikings		INACTIVE									
10/06	at Rams	P	3	0	3	0.0	0.0	0	0	0	0	
10/13	Cardinals	P	0	0	0	0.0	0.0	0	0	0	0	
10/20	Texans	P	2	1	1	0.0	0.0	0	0	0	0	
10/27	at Jaguars	P	2	1	1	0.0	0.0	0	1	0	0	
11/03	Lions	P	1	0	1	0.0	0.0	0	0	0	0	
2024 TOTALS		6-0	8	2	6	0.0	0.0	0	1	0	0	

DEVONTE WYATT

95

DEFENSIVE LINEMAN
GEORGIA

Third NFL Season | Third Packers Season



Ht: 6-3 | Wt: 304 | Born: March 31, 1998 | NFL Games Played/Started: 39/5 | Acquired: D1b-22

AT A GLANCE

- » Set career marks for games played (17), games started (five), tackles (36), solo tackles (18), tackles for a loss (six, tied for No. 4 on the team), sacks (5½, No. 4 on the team) and QB hits (11, No. 4 on the team), and registered his first career fumble recovery in 2023.
- » Appeared in 16 games as a rookie in 2022 and recorded 15 tackles (eight solo), 1½ sacks, three QB hits, a pass defended and a forced fumble.
- » Was one of only two rookie defensive linemen (Dallas DE Sam Williams) to record at least one sack, one forced fumble and three QB hits in 2022 (Stathead.com).
- » Earned second-team All-America honors from *The Associated Press*, first-team All-SEC recognition from the coaches and second-team AP All-SEC honors in 2021.
- » Attended Towers High School (Decatur, Ga.) and earned Class 3A all-state honors as a senior in 2016 from the *Atlanta Journal-Constitution* and the Georgia Sportswriters Association.

2024 SEASON: Has played in six games, recording 12 tackles (nine solo), six tackles for a loss, three sacks, five quarterback hits and two fumble recoveries...Ranks No. 1 on the team in sacks and is No. 2 in tackles for a loss and QB hits...Became the first Green Bay defensive lineman since 2008 to register three-plus sacks and six-plus tackles for a loss in the first four games of a season...Was sidelined for three games (Weeks 5-7) due to an ankle injury...**At Philadelphia (Sept. 6):** Played 36 snaps on defense, recording a solo tackle, a tackle for a loss and a fumble recovery. Recovered a fumbled snap by QB Jalen Hurts in the first quarter that gave Green Bay the ball at the Philadelphia 13 and the drive resulted in a field goal to extend the lead. Brought down RB Saquon Barkley for a loss of 3 yards on a run up the middle in the fourth quarter...**Vs. Indianapolis (Sept. 15):** Appeared on 25 defensive snaps, recording two tackles (both solo), two tackles for a loss, a sack and two QB hits. Tackled RB Jonathan Taylor for a loss of a yard on a run up the middle in the second quarter. Sacked QB Anthony Richardson for a loss of 6 yards on second-and-10 and the Colts turned it over on downs two plays later...**At Tennessee (Sept. 22):** Played 26 defensive snaps, tying his career high in total tackles (four) and tackles for a loss (two) and set new career highs in sacks (two) and QB hits (three). Became the first Green Bay defensive lineman with two-plus sacks and three-plus QB hits in a game since DL Kenny Clark at the L.A. Rams on Oct. 28, 2018. Sacked QB Will Levis for a loss of 5 yards on a first-down play in the third quarter, leading to a Tennessee punt three plays later. Brought down Levis again for a loss of 5 yards on second-and-8 in the fourth quarter, another drive that ended in a punt two plays later...**Vs. Minnesota (Sept. 29):** Played 25 snaps on defense, recording three tackles (two solo) and a tackle for a loss before exiting in the fourth quarter with an injury. Tackled RB Aaron Jones for a loss of 1 yard in the first quarter...**At L.A. Rams (Oct. 6):** Inactive (ankle)...**Vs. Arizona (Oct. 13):** Inactive (ankle)...**Vs. Houston (Oct. 20):** Inactive (ankle)...**At Jacksonville (Oct. 27):** Played 23 snaps on defense, recovering a fumble at the Jacksonville 5 that was forced by LB Edgerrin Cooper early in the fourth quarter that helped set up a Green Bay touchdown two plays later...**Vs. Detroit (Nov. 3):** Appeared on 26 defensive snaps, recording two tackles (one solo).

DEVONTE WYATT'S NFL REGULAR-SEASON DEFENSIVE STATISTICS

YEAR	TEAM	GP	TACKLES							INTERCEPTIONS							ST			MISC								
			GS	TK	S	A	TFL	YDS	SK	YDS	QBH	NO	YDS	LG	TD	PD	FF	FR	TD	YDS	TK	S	A	FF	FR	S	A	
2022	Packers	16	0	15	8	7	0	0	1.5	6.5	3	0	0	0	0	1	1	0	0	0	0	0	0	0	0	0	0	0
2023	Packers	17	5	36	18	18	6	37	5.5	35.5	11	0	0	0	0	0	0	0	0	0	0	0	0	0	0	0	0	
2024	Packers	6	0	12	9	3	6	21	3.0	16.0	5	0	0	0	0	0	0	2	0	0	0	0	0	0	0	0	0	
NFL TOTALS		39	5	63	35	28	12	58	10.0	58.0	19	0	0	0	0	1	1	3	0	0	0	0	0	0	0	0	0	

DEVONTE WYATT'S NFL POSTSEASON DEFENSIVE STATISTICS

YEAR	TEAM	GP	TACKLES							INTERCEPTIONS							ST			MISC								
			GS	TK	S	A	TFL	YDS	SK	YDS	QBH	NO	YDS	LG	TD	PD	FF	FR	TD	YDS	TK	S	A	FF	FR	S	A	
2023	Packers	2	1	2	2	0	0	0	0.0	0.0	0	0	0	0	0	0	0	0	0	0	0	0	0	0	0	0	0	0
NFL TOTALS		2	1	2	2	0	0	0	0.0	0.0	0	0	0	0	0	0	0	0	0	0	0	0	0	0	0	0	0	

SINGLE-GAME HIGHS: DEFENSIVE

Total Tackles 4 at Tennessee Titans, Sep 22, 2024
4 at New York Giants, Dec 11, 2023
...1 more at 4.
Solo Tackles 4 at New York Giants, Dec 11, 2023
3 at Tennessee Titans, Sep 22, 2024
...2 more at 3.
Sacks 2.0 at Tennessee Titans, Sep 22, 2024
1.5 at Chicago Bears, Sep 10, 2023
Passes Defensed 1 at Detroit Lions, Nov 06, 2022

Forced Fumbles 1 vs. Detroit Lions, Jan 08, 2023
Fumble Recoveries 1 at Jacksonville Jaguars, Oct 27, 2024
1 at Philadelphia Eagles, Sep 06, 2024
...1 more at 1.
Tackles For Loss 2 at Tennessee Titans, Sep 22, 2024
2 vs. Indianapolis Colts, Sep 15, 2024
...2 more at 2.

2024 GXG REGULAR SEASON (PACKERS)

DATE OPPONENT	P/S	TK	S	A	SK	YDS	INT	PD	FF	FR
09/06 at Eagles	P	1	1	0	0.0	0.0	0	0	0	1
09/15 Colts	P	2	2	0	1.0	6.0	0	0	0	0
09/22 at Titans	P	4	3	1	2.0	10.0	0	0	0	0
09/29 Vikings	P	3	2	1	0.0	0.0	0	0	0	0
10/06 at Rams		INACTIVE/INJURY								
10/13 Cardinals		INACTIVE/INJURY								
10/20 Texans		INACTIVE/INJURY								
10/27 at Jaguars	P	0	0	0	0.0	0.0	0	0	0	1
11/03 Lions	P	2	1	1	0.0	0.0	0	0	0	0
2024 TOTALS	6-0	12	9	3	3.0	16.0	0	0	0	2