



WEEKLY MEDIA INFORMATION PACKET

GREEN BAY PACKERS
AT
DALLAS COWBOYS

WEEK 4

SUNDAY, SEPTEMBER 28, 2025
7:20 P.M. CT
AT&T STADIUM



THE DOPE SHEET

OFFICIAL PROGRAM AND PUBLICATION, ACME-PACKERS FOOTBALL TEAM.

Packers Communications • Lambeau Field Atrium • 1265 Lombardi Avenue • Green Bay, WI 54304
920/569-7500 • 920/569-7201 fax

Jason Wahlers, Sarah Quick, Tom Fanning, Nate LoCascio

VOL. XXVII; NO. 9

REGULAR-SEASON GAME 4



GREEN BAY PACKERS (2-1)

AT

DALLAS COWBOYS (1-2)

Sunday, Sept. 28 | AT&T Stadium | 7:20 p.m. CT



PACKERS TO FACE COWBOYS IN PRIME TIME

The Packers travel to Dallas to take on the Cowboys on Sunday Night Football.

- ▶ It will be the first-ever Sunday Night Football meeting with the Cowboys in Dallas (played in 2008 and 2010 on SNF in Green Bay).
- ▶ Green Bay is 22-17 against the Cowboys (including postseason) and has won five in a row and 10 of the last 11.
- ▶ Including playoffs, the Packers have scored 34-plus points against Dallas in all five of their games at AT&T Stadium, including the last meeting, a 48-32 Green Bay victory in the 2023 Wild Card Playoff.
- ▶ The Packers are the only NFL team with four-plus wins and no losses against Dallas at AT&T Stadium (5-0, including playoffs).
- ▶ The Packers' current five-game winning streak (including playoffs) is the longest opponent road winning streak against the Cowboys in team history.
- ▶ In those five games, the Packers have turned the ball over a total of three times and have a turnover differential of plus-8, the top mark by an opposing team at AT&T Stadium.
- ▶ Among teams that have played three-plus games at the stadium, the Packers rank No. 1 in the NFL in scoring with an average of 37.6 points per game. Green Bay has scored 34-plus points in all five contests.
- ▶ Green Bay is in a stretch of four road games in six weeks. The Packers have one home game (Oct. 12 vs. Cincinnati) over a 51-day span (Sept. 11 vs. Washington – Nov. 2 vs. Carolina).
- ▶ Green Bay will be on the bye next week, marking its earliest bye week since 2020 (Week 5).
- ▶ It is the second time in the last four seasons that Green Bay has back-to-back road games heading into the bye week (2022).

IN PRIME TIME

- ▶ Under LaFleur, Green Bay is 23-11 in prime-time contests, a winning percentage of .676 that ranks **No. 5 in the league** since 2019 (TruMedia). The Packers' 23 wins in prime time are **No. 2 in the NFL** since 2019, trailing only the Kansas City Chiefs (25-8, .758).
- ▶ Green Bay has averaged 27.32 points scored per prime-time game since 2019, **No. 3 in the NFL** behind the Detroit Lions (29.20) and Baltimore Ravens (29.22).
- ▶ Over his last nine starts in prime time, QB **Jordan Love** has completed 179 of 276 passes (64.9 pct.) for 2,184 yards and 17 TDs with two INTs for a 106.6 passer rating. Love has posted a 110-plus passer rating in six of those nine games, including four of the last five.
- ▶ Under LaFleur, the Packers are 11-4 in games played on Sunday night. The 11 wins are **No. 2 in the NFL** since 2019 behind Kansas City (12-5, .706) and the .733 winning percentage is **No. 2 among NFL teams with five-plus games** over that span.
- ▶ QB **Jordan Love** has started three Sunday night games, posting eight passing TDs and zero INTs with passer ratings of 118.6, 125.3 and 123.8. The Packers won all three contests (27-19 vs. Kansas City, 33-10 at Minnesota and 30-13 at Seattle).
- ▶ Dating back to 2023, Love **leads the NFL** with a passer rating of 122.4 in Sunday night games.

WITH THE CALL

NBC will broadcast the game as play-by-play man **Mike Tirico** joins analyst **Cris Collinsworth** in the booth with **Melissa Stark** reporting from the sidelines.

- ▶ All Packers games can be heard on the Packers Radio Network, which is made up of 54 stations in Wisconsin, Michigan, Minnesota, Illinois and North and South Dakota. 97.3 The Game – WRNW-Milwaukee begins its fourth season as the flagship station of the Packers Radio Network. For a map and full listing of radio affiliates, go to packers.com/video/radio-network. **Wayne Larrivee** (play-by-play) and two-time Packers Pro Bowler **Larry McCarren** (analyst) call the action. McCarren first joined the team's broadcasts in 1995 and enters his 31st season calling Packers games. After originally being paired together in 1999, McCarren and Larrivee enter their 27th season of broadcasts together. They surpassed Jim Irwin and Max McGee for the most regular-season and postseason games broadcast for the Packers with 313 at the 2018 season opener against Chicago.
- ▶ The broadcast is also available on Sirius Satellite Radio on Channel 81 or 226 or through the app (Packers Radio Network feed).
- ▶ Westwood One will be broadcasting on radio to a national audience with **Ryan Radtke** (play-by-play) and **Mike Golic** (analyst) on the call and **Scott Graham** hosting pregame and halftime shows.

REGULAR SEASON

Date	Opponent	Time (CT)	TV
Sun., Sept. 7	DETROIT LIONS	W, 27-13	77,239
Thu., Sept. 11	WASHINGTON COMMANDERS (Gold Pkg.)	W, 27-18	77,289
Sun., Sept. 21	at Cleveland Browns	L, 10-13	65,470
Sun., Sept. 28	at Dallas Cowboys	7:20 p.m.	NBC
Sun., Oct. 5	BYE		
Sun., Oct. 12	CINCINNATI BENGALS	*3:25 p.m.	CBS
Sun., Oct. 19	at Arizona Cardinals	*3:25 p.m.	FOX
Sun., Oct. 26	at Pittsburgh Steelers	*7:20 p.m.	NBC
Sun., Nov. 2	CAROLINA PANTHERS	*12 p.m.	FOX
Mon., Nov. 10	PHILADELPHIA EAGLES (Gold Pkg.)	7:15 p.m.	ABC/ESPN
Sun., Nov. 16	at New York Giants	*12 p.m.	FOX
Sun., Nov. 23	MINNESOTA VIKINGS	*12 p.m.	FOX
Thu., Nov. 27	at Detroit Lions	12 p.m.	FOX
Sun., Dec. 7	CHICAGO BEARS	*12 p.m.	FOX
Sun., Dec. 14	at Denver Broncos	*3:25 p.m.	CBS
Sat., Dec. 20	at Chicago Bears	3:30/7 p.m.	FOX
Sat./Sun., Dec. 27/28	BALTIMORE RAVENS	TBD	TBD
Sat./Sun., Jan. 3/4	at Minnesota Vikings	TBD	TBD

*Start time and broadcast may shift due to NFL flexible scheduling

NFL POSTSEASON DATES

Jan. 10-12	AFC and NFC Wild Card Playoffs
Jan. 17-18	AFC and NFC Divisional Playoffs
Jan. 25	AFC and NFC Championship Games
Feb. 8	Super Bowl LV, Levi's Stadium, Santa Clara, Calif.



HEAD COACH MATT LAFLEUR

LAFLEUR LEADS THE PACK

Head Coach **Matt LaFleur** (la-flew-er) led the Packers to three straight NFC North titles, is the only coach in franchise history to post 10-plus wins in each of his first three seasons with the team and is the only coach in NFL history to win at least 12 games (13) in each of his first three seasons (2019-21) as an NFL head coach (Elias Sports Bureau).

- ▶ LaFleur has led Green Bay to the playoffs in five of his first six seasons (2019-21, 2023-24). The Packers have three postseason wins under LaFleur, tied for **No. 8 in the NFL** since 2019.
- ▶ Green Bay has four 11-plus-win seasons under LaFleur (2019-21, 2024), the **most in the NFC** and tied for **No. 3 in the NFL** since 2019 (Kansas City, six / Buffalo, five / Baltimore, four).
- ▶ LaFleur's 67 career regular-season wins (2019-24) were the **second-most wins by a head coach in his first six NFL seasons** behind only George Seifert (75), per Elias.
- ▶ LaFleur tied John Harbaugh, Mike Holmgren, Mike McCarthy and Andy Reid for the **sixth-most wins** (66) by a head coach in the first 100 games (regular and postseason, since 1970).
- ▶ LaFleur guided the Packers to 67 wins in his first 100 games as head coach. Only **Vince Lombardi (73) and Holmgren (68) had more wins in their first 100 games** as a head coach in Packers history.
- ▶ LaFleur tied Holmgren, Bill Cowher and Reid (67 each) for the **second-most regular-season wins** by any NFL head coach in their first 100 games in the last 40 seasons (Seifert, 78).
- ▶ Among Green Bay head coaches, LaFleur is the **second fastest** (89 games) to reach 60 wins behind only Lombardi (82 games).
- ▶ LaFleur has the **third-highest** regular-season winning percentage among active head coaches (min. 50 games):

Head Coach	Winning Percentage
------------	--------------------

1. Nick Sirianni, PHI	.718 (51-20-0)
2. Jim Harbaugh, SF/LAC	.696 (58-25-1)
3. Matt LaFleur, GB	.670 (69-34-0)
4. Kevin O'Connell, MIN	.667 (36-18-0)
5. Sean McDermott, BUF	.664 (89-45-0)

- ▶ Dating back to 2019, the Packers are **tied for the third-best** regular-season record in the NFL and have the **top mark in the NFC**:

Team	Regular-Season Record (Since 2019)
------	------------------------------------

1. Kansas City	79-24 (.767)
2. Buffalo	74-28 (.725)
3t. Green Bay	69-34 (.670)
3t. Baltimore	69-34 (.670)
5. Philadelphia	64-38-1 (.626)

- ▶ The Packers have had at least **one winning streak of three-plus games in every season** under LaFleur (2019-24).
- ▶ LaFleur has guided the Packers to a 40-12 record at home (.769) in the regular season, **No. 2 in the NFL** since 2019 (Buffalo, 40-11, .784).
- ▶ Since 2019, Green Bay is 29-22 on the road in the regular season, a .569 winning percentage that is **No. 8 in the NFL** over that span.
- ▶ LaFleur posted 29 road wins in his first 50 road contests as head coach, the second-most wins through 50 road games as Green Bay coach, behind only Lombardi's 33 (STATS).
- ▶ The Packers are 33-22 in one-score games under LaFleur, a .600 winning percentage that ranks **No. 6 in the NFL** since 2019.

- ▶ LaFleur (23-2) tied Guy Chamberlin (23-1-1) for the **most wins in NFL history** by a head coach in his first 25 regular-season home games (Elias).
- ▶ LaFleur (39-10, .796, 2019-21) passed Seifert (38-10, .791, 1989-91) for the **most wins by an NFL head coach in his first three seasons** in the league (per Elias).
- ▶ LaFleur's 39 wins from 2019-21 **tied for the second most** by a coach over any three-season span in league history behind Mike Ditka's 40 wins with Chicago from 1985-87 and Reid's 40 with Kansas City from 2020-22 (Elias).
- ▶ LaFleur (2019-21) is the **only head coach in NFL history** to post 13-plus wins in three straight seasons (Elias).
- ▶ LaFleur tied Seifert for the **third fastest to 40 wins** by a head coach in NFL history (51 games) behind only Paul Brown (47) and Chuck Knox (50).
- ▶ According to Elias, LaFleur was the **sixth head coach since 1970** to lead his team to the conference championship game in both of his first two seasons as a head coach (2019-20), joining Jim Harbaugh (2011-12), Rex Ryan (2009-10), Barry Switzer (1994-95), Seifert (1989-90) and Don McCafferty (1970-71).
- ▶ LaFleur (26) posted the **second-most wins in NFL history** by a coach in his first two seasons (2019-20) behind only Seifert (28 in 1989-90).
- ▶ LaFleur led the **biggest one-year win improvement** in franchise history in 2019:

Seasons	Win Improvement
---------	-----------------

1. 2018 (6) to 2019 (13)	+7
2t. 1928 (6) to 1929 (12)	+6
2t. 1958 (1) to 1959 (7)	+6
2t. 1971 (4) to 1972 (10)	+6
2t. 1988 (4) to 1989 (10)	+6

- ▶ Under LaFleur, the Packers are 24-13 against the NFC North. The .649 winning percentage in division games is **tied for No. 4 in the NFL** since 2019:

Team	Record in Division Games (Since 2019)
------	---------------------------------------

1. Kansas City	30-7 (.811)
2. Buffalo	29-9 (.757)
3. Dallas	26-12 (.684)
4t. Green Bay	24-13 (.649)
4t. Philadelphia	24-13 (.649)
6. New Orleans	23-13 (.639)

- ▶ Green Bay is 12-7 (.632) in division games at home, **tied for No. 8 in the NFL** since 2019.
- ▶ The Packers are 12-6 in road division contests, a .667 winning percentage that ranks **No. 6 in the NFL** since 2019.
- ▶ LaFleur's winning percentage of .917 (11-1) against division opponents in 2019-20 **tied for the second best** by a coach in his first two seasons as head coach, dating back to 1970 (Mike Tomlin, 11-1, .917 in 2007-08 / Mariucci, 15-1, .938 in 1997-98).
- ▶ Among head coaches who began their career since 1970, LaFleur was the **first one** to win his first seven road divisional games (Elias).
- ▶ LaFleur was the **only coach in NFL history** (Elias) to win his first 11 games against the Bears (Dennis Green won his first six for Minnesota in 1992-94). The 11-game win streak over Chicago (2019-24) was the longest by either team in the history of the series (10 straight by the Packers from 1994-98). Green Bay's 11-game streak against Chicago was its second-longest winning streak against any franchise (15 games, Chicago Cardinals, 1937-46).



Two years after he co-founded the Packers with Curly Lambeau, George Calhoun began writing a piece called The Dope Sheet, which served as the official press release from 1921-24.



NOTES AFTER WEEK 3

- ▶ It is the **third time since 2000** (2001, 2019) that Green Bay has held each of its first three opponents to less than 20 points (13, 18, 13).
- ▶ Dating back to 2024, the Packers have held their opponents to less than 20 points 12 times, **tied for No. 1 in the NFL** over that span (Denver, Philadelphia and Los Angeles Chargers).
- ▶ Dating back to last season, Green Bay has held its opponent to less than 20 points in eight of its last 11 games.
- ▶ The Packers are the **only NFL team** to not allow a first-half TD this season. Green Bay has allowed a **league-low** six points in first halves this year, the fewest allowed by Green Bay in the first three games of a season dating back to 2000.
- ▶ This is just the **fourth time** since the 1970 AFL-NFL merger that the Packers have allowed fewer than 45 points and fewer than 700 total yards in the first three games of a season (1996, 1998, 2001).
- ▶ Green Bay has allowed less than 250 total yards in all three of its games this season, its **first time doing so in each of their first three games since 1967**.
- ▶ The Packers have allowed less than 250 yards in four straight games dating back to last season, Green Bay's **longest streak since 1967** (five straight from Sept. 17-Oct. 15).
- ▶ Green Bay's streak of 11 straight wins against teams outside of the NFC North, which is the **longest streak by the Packers** in games played outside the division since the 1970 AFL-NFL merger (per the Elias Sports Bureau) and the longest streak by an NFC North team since divisional realignment in 2002, was snapped with a Week 3 loss at Cleveland.
- ▶ The Packers' streak of scoring 20-plus points in 12 straight road games in the regular season, the **longest streak in team history** (STATS), came to an end in Week 3 at Cleveland.
- ▶ The 2025 Packers joined the 1966 Packers as the only NFL teams in the Super Bowl era to start 2-0 and allow fewer than 500 total yards versus two top-five scoring offenses from the previous season.
- ▶ Dating back to 1933, this season was the **first time** Green Bay allowed fewer than 100 rushing yards and fewer than 35 points combined in their first two games of a season (Elias Sports Bureau).
- ▶ The Packers have won their first home game of the season in 13 consecutive seasons (2013-25), which ties the Miami Dolphins (1976-88) for the **longest winning streak in home openers in NFL history** (per STATS).
- ▶ Dating back to 2000, Green Bay has allowed the **third-fewest** points in the first three games of the season (44), behind 2019 (35) and 2001 (13).
- ▶ The Packers rank in the **top 10 of the NFL** this season in numerous defensive categories:

Points allowed	14.7	No. 1
Yards per game	232.3	No. 3
Yards per play	3.73	No. 1
Rushing yards per game	64.3	No. 3
Rushing yards per play	3.22	No. 4
Passing yards per game	168.0	No. 7
Yards per passing play	3.97	No. 1
Sacks per pass attempt	8.55	No. 10
First downs per game	15.3	No. 4
Third-down percentage	31.82	No. 6
Red-zone percentage	42.86	t-No. 5
Goal-to-go percentage	50.0	t-No. 3
Points per game	14.7	No. 1
Sacks	10	No. 5
QB hits	28	No. 2
Next Gen Stats QB pressures	49	t-No. 6
Tackles for a loss	17	t-No. 9

- ▶ Green Bay has allowed only 10 explosive plays (12-plus yard rushes / 16-plus yard receptions) this season, **No. 1 in the NFL**. Dating back to 2000, this is the fewest allowed by Green Bay in the first three games of a season (previous low was 14 in 2001).
- ▶ The Packers have allowed seven explosive passing plays, tied with Buffalo for **No. 1 in the league** this season. Dating back to 2000, this is the fewest allowed by Green Bay in the first three games of a season (previous low was nine in 2012).
- ▶ The Packers rank near the top of the league in opponent first-down efficiency, which is the percentage of plays gaining 4-plus yards (36.62, **No. 1**), and opponent average yards gained on first down (3.28, **No. 2**).
- ▶ This season, the Green Bay offense ranks in the top 10 in the following explosive categories: plays (20, **t-10**) and receptions (17, **t-2**).
- ▶ Dating back to 2024, the Packers rank in the top five of the NFL in explosive plays:

Team	Explosive Plays
1. Baltimore	187
2. Detroit	172
3. Tampa Bay	163
4. Green Bay	156
5. Atlanta	153

- ▶ QB **Jordan Love** ranks **No. 4 in the NFL** this season in passer rating (110.1) and yards per attempt (8.50).
- ▶ Love made his 35th career start in Week 2 and became just the **fifth NFL quarterback** to post 60-plus TD passes (62) and fewer than 25 interceptions (23) in his first 35 pro starts, joining Lamar Jackson, Patrick Mahomes, Aaron Rodgers and Carson Wentz.
- ▶ Love's streak of consecutive passing attempts without an INT ended at 249 in Week 3, the **sixth-longest streak in team history** behind QB Aaron Rodgers (402, 277, 257, 251) and QB Bart Starr (294).
- ▶ From Week 12 of 2024 through Week 2 of 2025, Love posted nine straight games without an INT (min. 10 att.), which **tied the longest streak by a Packer since the 1970 merger** (Rodgers, nine straight in 2018).
- ▶ Love registered his 14th career start with multiple TD passes (two) and no INTs in Week 2. That ranks **No. 3 in NFL history by a QB in his first 35 starts** behind only Patrick Mahomes (16) and Brock Purdy (15).
- ▶ Love's 214 passing yards in Week 2 were the most he has posted in a first half in his career (194 vs. Arizona on Oct. 13, 2024).
- ▶ Love's 128.6 passer rating (16 of 22, 188 yards, two TDs, no INTs) in Week 1 was the **third-best mark of his career** (min. 15 att.).
- ▶ RB **Josh Jacobs'** franchise-record streaks of consecutive games with a rushing TD and games with a TD (10 straight games) came to an end in Week 3.
- ▶ Jacobs posted a rushing TD in 11 consecutive games (including the playoffs) from Week 11 of the 2024 season through Week 2 of this season. It **tied for the second-longest streak in the NFL** since 2000 behind only RB LaDainian Tomlinson (12 straight in 2004).
- ▶ TE **Tucker Kraft** finished Week 2 with a career-high 124 receiving yards and a TD on six catches (20.7 avg.), the top yardage total by a Green Bay tight end since Richard Rodgers had 146 at Detroit on Dec. 3, 2015.
- ▶ Kraft (124) and TE **Luke Musgrave** (32) combined for 156 receiving yards in Week 2, **tied for the most by a group of Green Bay tight ends** in a game since the merger (156 at Minnesota on Oct. 5, 2009).
- ▶ Among NFL tight ends (min. six receptions), Kraft **leads the league** in yards per reception this season (15.4).

- Kraft is **tied for No. 1 among NFL tight ends** in receiving TDs this season (two).
- Kraft ranks **No. 6 among NFL tight ends** in receiving yards (169).
- Dating back to 2024, Kraft ranks in the **top five among NFL tight ends** :

<u>Tight End</u>	<u>TD Receptions (Since 2024)</u>
1. Mark Andrews, BAL	13
2t. Tucker Kraft, GB	9
2t. Zach Ertz, WAS	9
2t. George Kittle, SF	9
2t. Jonnu Smith, PIT	9

<u>Tight End</u>	<u>Yards After Catch Per Reception (Min. 50 Targets, Since 2024)</u>
1. Tucker Kraft, GB	9.1
2. George Kittle, SF	6.4
3. Dalton Kincaid, BUF	6.2

<u>Tight End</u>	<u>Explosive Receptions (Since 2024)</u>
1. George Kittle, SF	25
2. Brock Bowers, LV	24
3. Trey McBride, ARI	21
4. Tucker Kraft, GB	20
5. Travis Kelce, KC	19

- DL **Rashan Gary** has 4.5 sacks this season, bringing his career total to 43.5 to pass Ezra Johnson for **No. 7 in franchise history** (since 1982). LB Preston Smith is No. 6 with 44.0 sacks.
- Gary (4.5) is the first Packer to **lead the NFL** in sacks through three games since LB Clay Matthews (6.0) in 2012.
- Gary's streak of four straight games with a sack dating back to last season matches his career high (Weeks 1-4 in 2022) and is **tied for the third-longest streak in team history** (since 1982) behind only five-game streaks from LB Tim Harris (1989) and DE Kabeer Gbajiri-Biamila (2000-01).
- Gary **leads the team and is tied for No. 3 in the NFL** with seven QB hits this season (TruMedia).
- Gary is **tied for No. 8 in the league** with four tackles for a loss this season (TruMedia).
- DL **Micah Parsons** has 12.5 sacks over his last 12 games.
- Parsons was credited with eight QB pressures (Next Gen Stats) in each of the last two games (Weeks 2-3), the only player in the NFL this season to register two games with eight-plus pressures. In Week 3, it was the 15th time he has posted eight-plus QB pressures in a game since entering the NFL in 2021 (per TruMedia), **No. 1 in the NFL over that span** .
- Parsons ranks **No. 2 in the NFL** in Next Gen Stat pressures (19) and is **tied for No. 6** in QB hits (six) this season.
- CB **Keisean Nixon** led the team with a **career-high** five passes defended in Week 2, the most by a Packer since CB Jaire Alexander registered five at the L.A. Rams on Oct. 28, 2018.
- Nixon is **tied for No. 2 in the NFL** this season with five passes defended.
- DL **Devonte Wyatt** has registered a sack in two games this season and has posted a sack in four of his last seven games.
- K **Brandon McManus'** streak of consecutive field goals ended in Week 2 at 17. It tied K Chris Jacke (1993) for the **fourth-longest streak in franchise annals** behind only Mason Crosby's streaks of 27, 23 and 19.

THE FIRST MONTH

Green Bay has been one of the most successful teams in the league early in the season.

- From 2008-25, the Packers finished the month of September with a record at or above .500 in 16 of 17 seasons, including each of the last 10 (2015-25):

<u>Season</u>	<u>September Record</u>	<u>Winning Pct.</u>
2025	2-1	.667
2024	2-2	.500
2023	2-2	.500
2022	2-1	.667
2021	2-1	.667
2020	3-0	1.000
2019	3-1	.750
2018	2-1-1	.625
2017	3-1	.750
2016	2-1	.667
2015	3-0	1.000
2014	2-2	.500
2013	1-2	.333
2012	2-2	.500
2011	3-0	1.000
2010	2-1	.667
2009	2-1	.667
2008	2-2	.500

- Over the past 10 years (2016-25), the Packers have the **second-best** opening-month record in the NFL:

<u>Team</u>	<u>September Record (Since 2016)</u>
1. Kansas City	25-7-0 (.781)
2. Green Bay	23-11-1 (.671)
3t. Buffalo	22-11-0 (.667)
3t. L.A. Rams	22-11-0 (.667)
5. Philadelphia	21-11-1 (.652)
6. Baltimore	21-12-0 (.636)

- Dating back to 2019, Green Bay ranks **No. 5 in the NFL** in September winning percentage:

<u>Season</u>	<u>September Record (Since 2019)</u>	<u>Winning Pct.</u>
1. Buffalo	18-5	.783
2. Kansas City	17-6	.739
3. San Francisco	16-6	.727
4. Tampa Bay	16-7	.696
5. Green Bay	16-8	.667

- The Packers are 9-3 at home in the month of September since 2019, a .750 winning percentage that is **tied for No. 2 in the NFL** . Green Bay is **No. 12 in the NFL** in month of September in road winning percentage over that span (7-5, .583).
- Green Bay ranks **tied for No. 3 in the NFL** in turnover margin (plus-14) in the month of September since 2019.
- QB **Jordan Love** has thrown 19 passing touchdowns in the month of September since 2023, the **most in the NFL** over that span.
- RB **Josh Jacobs** has 509 rushing yards in the month of September as a Packer (2024-25), **No. 8 in the NFL** over that span.
- DL **Micah Parsons** has recorded 12 sacks in the month of September in his career, **tied for No. 9 in the NFL** since 2021. Parsons ranks **No. 2 in the NFL** since 2021 with 35 QB hits in the month of September. Parsons is **tied for No. 6 in the NFL** with 23 havoc plays (TFL, FF, INT, PBU or Sack, TruMedia) in the month of September since 2021.

THE DOPE ON THIS WEEK'S OPPONENT:

Packers at Cowboys:

- All-time, regular season:** 17-13
- All-time, postseason:** 5-4
- All-time, at Dallas (regular season):** 9-12
- Streaks:** Green Bay has won 10 of the last 11 matchups, including postseason.
- Last meeting, regular season:** Nov. 13, 2022, Lambeau Field, Packers won, 31-28 (OT)



COACHES CAPSULES

Matt LaFleur: 69-34-0, .667; (3-5 postseason); 7th NFL season

Brian Schottenheimer: 1-2-0, .333; (0-0 postseason); 1st NFL season

Head to Head: LaFleur 0-0 vs. Schottenheimer

vs. Opponent: LaFleur 3-0 vs. Cowboys (including 1-0 postseason); Schottenheimer 0-0 vs. Packers

MATT LAFLEUR...In his seventh season as the Packers' 15th head coach.

- Is in his 17th season in the NFL, having previously served as an offensive coordinator for two seasons (Los Angeles Rams, 2017; Tennessee Titans, 2018), a quarterbacks coach for six seasons (Washington Redskins, 2010-13; Atlanta Falcons, 2015-16), and an offensive assistant for two seasons (Houston Texans, 2008-09).
- In his first six seasons leading the Packers, has authored one of the greatest starts to a head-coaching career in NFL history. Per the Elias Sports Bureau, his 67 wins are the second most in league history by a head coach in his first six seasons in the NFL, trailing only George Seifert (75 in 1989-94). Green Bay's 67-33 regular-season record since 2019 is No. 4 in the NFL and ranks No. 1 in the NFC.
- Became the first coach in NFL history to post 13-plus wins in three straight seasons and his 39 wins from 2019-21 passed Seifert (38) for the most wins by an NFL head coach in his first three seasons in the league (Elias). His 39 wins are also tied for the second most by a coach over any three-season span in league history, trailing only Andy Reid's 40 wins with the Kansas City Chiefs from 2020-22 and Mike Ditka's 40 wins with the Chicago Bears from 1985-87 (Elias).
- Led Green Bay to the playoffs last season for the fifth time in six years (tied for No. 3 in the NFL over that span), guiding the two youngest playoff teams in the NFL over the past 45 seasons in 2023 (weighted age of 25.25) and 2024 (25.72).
- In his first season leading the Packers in 2019, became the first coach in club history to guide the team to the playoffs in his debut season. Also led the largest one-year win improvement in team history (plus-seven wins).

BRIAN SCHOTTENHEIMER...In his first season as the Cowboys' 10th head coach.

- Has 25 years of NFL experience, including 14 seasons as an offensive coordinator. Was the offensive coordinator for six seasons with the New York Jets (2006-11), three seasons with the St. Louis Rams (2012-14), three seasons with the Seattle Seahawks (2018-20) and two seasons with the Dallas Cowboys (2023-24).
- In his first season as Dallas' offensive coordinator in 2023, the Cowboys led the league in scoring offense (29.9 ppg), ranked fifth in total offense (371.6 ypg) and third in passing offense (258.6 ypg).
- In 2023, Dallas scored the second-most points in a sea-

son in franchise history (509) and led the league with five 40-point games, tied for the most such games in team history.

THE PACKERS-COWBOYS SERIES

- These two franchises faced each other in one of the most storied games in league history, the 1967 NFL Championship, known as the 'Ice Bowl.' The temperature at kickoff was minus 13 degrees with a minus 46 wind chill, the coldest game in NFL history. Green Bay came out on top as Bart Starr scored the game-winning touchdown with 13 seconds left.
- Green Bay won 10 of the first 15 in the series, in which Tom Landry and Vince Lombardi - former assistants on the same N.Y. Giants staff in the 1950s - turned it into one of the NFL's preeminent rivalries.
- Green Bay has won 10 of the last 11 games played, including five consecutive contests. The Packers have also won the last five games played in Dallas.

LAST MEETING, REGULAR SEASON

Nov. 13, 2022, Lambeau Field, Packers won, 31-28 (OT)

- Packers QB Aaron Rodgers completed 14 of 20 passes for 224 yards and three touchdowns.
- Packers WR Christian Watson tied the single-game team rookie record with three TD catches, finishing with four receptions for 107 yards (26.8 avg.).
- Packers K Mason Crosby made the game-winning 28-yard field goal in overtime.
- Cowboys QB Dak Prescott connected on 27 of 46 passes for 265 yards and three touchdowns with two interceptions.

NOTABLE CONNECTIONS

Packers players and staff from Texas: WR Matthew Golden is from Harris County, Texas, and attended Klein Cain (Klein, Texas) High School...WR Savion Williams is from Marshall, Texas, and went to Marshall High School...TE Ben Sims is from San Antonio, Texas, where he attended Clark High School...Assistant defensive line coach Vince Oghobaase was born in Houston and attended Alief Hastings (Houston) High School...Defensive quality control coach Wendel Davis was born in Galveston, Texas, and attended Sweeny (Texas) High School...**Packers players and staff who played college football in Texas:** Golden played at Houston (2022-23) and Texas (2024)...Williams played at TCU from 2020-24...Sims played at Baylor from 2018-22...LB Edgerrin Cooper played at Texas A&M from 2020-23...DL Barryn Sorrell played at Texas from 2021-24...**Packers coaches who have coached in Texas:** DBs coach Ryan Downard was a graduate assistant at Texas Tech in 2013...Davis was an ILBs coach/graduate assistant at West Texas A&M from 2010-12...Davis spent two seasons as the ILBs coach/travel coordinator at Texas A&M Commerce (2013-14) before serving as a defensive football analyst at Texas in 2015...Defensive assistant Jeff Koonz was a graduate assistant at Texas for two seasons (2005-06) and later returned to serve as a defensive quality control coach in 2009...Koonz spent two seasons on the coaching staff at North Texas, where he served as the LBs coach (2017) and the co-defensive coordinator/LBs coach (2018)...**Cowboys with connections to Wisconsin:** TE Jake Ferguson attended Vel Phillips Memorial High School in Madison, Wis., and played at Wisconsin from 2017-21...MLB Jack Sanborn played at Wisconsin from 2018-21...Vice president of player personnel Will McClay was the defensive coordinator for the Milwaukee Mustangs (Arena Football League) in 1995...**Former Cowboys:** DL Micah Parsons was a first-round pick (No. 12 overall) by the Cowboys in 2021 and played for Dallas from 2021-24...Assistant head coach/special teams coordinator Rich Bisaccia spent five seasons with

NOTABLE CONNECTIONS CONTINUED...

Dallas, serving as the team's special teams coordinator (2013-14) and the assistant head coach/special teams coordinator (2015-17)...Offensive coordinator Adam Stenavich spent time on the Cowboys' roster during training camp in 2008...**Former Packers:** DT Kenny Clark played for the Packers from 2016-24 and was the second defensive tackle in team history to be named to three-plus Pro Bowls...Game management coordinator Ryan Feder spent four seasons with the Packers (2015-18), serving as a football technology analyst...**Notable NFL connections:** Packers head coach Matt LaFleur was on the Atlanta Falcons' coaching staff from 2015-16, where he crossed paths with Cowboys CB C.J. Goodwin...Cowboys defensive assistant/quality control coach Tanzel Smart played for the Los Angeles Rams in 2017 when LaFleur was on the coaching staff...Cowboys head coach Brian Schottenheimer was an offensive assistant for the Kansas City Chiefs in 1998, where he overlapped with Packers general manager Brian Gutekunst, who was a scouting assistant, and executive vice president/director of football operations Russ Ball, who was an administrative assistant to the head coach...Schottenheimer and Ball also crossed paths at the Washington Redskins, where Ball was the director of football administration and Schottenheimer was the QBs coach in 2001...Ball worked in football administration for the New Orleans Saints when Cowboys director of pro scouting Alex Loomis served as an operations intern (2000-06) and scouting intern (2007-09)...Schottenheimer was the offensive coordinator for the St. Louis Rams from 2012-14 when Packers RBs coach Ben Sirmans was on the coaching staff and special teams quality control coach Cory Harkey played there...Packers senior assistant Luke Getsy was the Chicago Bears' offensive coordinator from 2022-23 when Cowboys defensive coordinator Matt Eberflus was the head coach and MLB Jack Sanborn played there...Getsy also worked with Cowboys LBs coach Dave Borboni, defensive passing game coordinator/safeties coach Andre Curtis, secondary/CBs coach David Overstreet II and assistant special teams coach Carlos Polk in his time with the Bears...Bisaccia, Packers assistant special teams coach Byron Storer and passing game coordinator Derrick Ansley were on the Las Vegas Raiders' coaching staff when Cowboys LS Trent Sieg played there...Bisaccia and Storer were on the coaching staff when DT Solomon Thomas played for the Raiders in 2021...Sieg and Thomas were teammates with Packers RB Josh Jacobs, CB Nate Hobbs and CB Keisean Nixon during their time with the Raiders in 2021...Stenavich, Oghobaase and Packers defensive coordinator Jeff Hafley and were on the coaching staff in San Francisco when Thomas played for the 49ers...Bisaccia was the San Diego Chargers' special teams coordinator when Cowboys assistant special teams coach Carlos Polk was a special teams assistant there from 2010-12...**Notable college connections:** Cowboys CB Trevon Diggs was teammates with Packers S Xavier McKinney and Jacobs at Alabama...Diggs also overlapped with Ansley during his time at Alabama...Hafley was the head coach at Boston College when Cowboys DE Donovan Ezeiruaku played there and when QBs coach Steve Shimko was on the coaching staff...Packers LBs coach Sean Duggan was also on Boston College's coaching staff when Ezeiruaku and Shimko were there...Packers S Evan Williams and Cowboys CB DaRon Bland were teammates at Fresno State in 2021...Packers C/G Elgton Jenkins and Cowboys QB Dak Prescott played together at Mississippi State from 2014-15...Packers T Rasheed Walker, Parsons and Cowboys RB Miles Sanders were teammates at Penn State in 2018...Packers S Javon Bullard, DL Devonte Wyatt, LB Quay Walker, TE John FitzPatrick, DL Nazir Stackhouse and DL Warren Brinson were teammates with Cowboys WR George Pickens at Georgia...**Other notable connections:** Golden and Cowboys RB Jaydon Blue were teammates at Klein Cain High School.

REPLAY CHALLENGES - REGULAR SEASON

Packers

Season	Challenges Used	Challenges Overturned
2025	2	1
2024	7	1
2023	7	2
2022	6	4
2021	7	3
2020	3	2
2019	8	4
2018	3	1
2017	3	2
2016	5	3
2015	5	4
2014	3	0
2013	5	2
2012	8	5
2011	9	5
2010	6	3
2009	14	5
2008	7	4
2007	11	5
2006	4	2
2005	7	1

Opponent

Season	Challenges Used	Challenges Overturned
2025	0	0
2024	5	3
2023	6	3
2022	4	3
2021	5	3
2020	7	5
2019	9	3
2018	4	4
2017	8	6
2016	4	2
2015	4	1
2014	5	3
2013	5	4
2012	4	2
2011	7	3
2010	11	3
2009	8	2
2008	8	1
2007	5	0
2006	11	4
2005	6	0

REPLAY CHALLENGES - POSTSEASON

Packers

Season	Challenge Used	Challenge Overturned
2024	0	0
2023	2	1
2021	0	0
2020	1	1
2019	2	1
2016	0	0
2015	2	0
2014	1	1
2013	0	0
2012	1	1
2011	1	1
2010	2	1
2009	0	0
2007	2	1

Opponent

Season	Challenge Used	Challenge Overturned
2024	0	0
2023	0	0
2021	0	0
2020	0	0
2019	0	0
2016	1	1
2015	1	1
2014	0	0
2013	0	0
2012	0	0
2011	1	0
2010	1	1
2009	0	0
2007	0	0



A LOOK AT THE SCHEDULE

The Green Bay Packers' 2025 NFL schedule will feature eight home games and nine road contests and is highlighted by four prime-time contests (subject to flexible scheduling). Of the 17 games on the schedule, nine will be against teams that made the playoffs last season, including four versus division champions.

- ▶ The Packers are tied for the fifth-hardest schedule based on opponents' combined 2024 winning percentage (161-128, .557).
- ▶ Green Bay has seven contests against teams that won 12-plus regular-season games in 2024, including five games against teams that had 14-plus wins.
- ▶ Over half of the Packers' games will be against teams that recorded double-digit wins in 2024 (nine of 17).
- ▶ Five of the Packers' eight regular-season home games will come against 2024 playoff teams, including both teams that made it to the 2024 NFC Championship Game.
- ▶ Green Bay opened the season with back-to-back home games against 2024 playoff teams (Detroit and Washington). It was the first time since 2018 that Green Bay played its first two games at home.
- ▶ The Packers opened the season at home for the first time since 2018 and only the third time in the last 13 seasons. Green Bay was the only team in the NFL to open the season on the road each of the last six years (2019-24).
- ▶ The Packers play one NFC North contest in the first 10 games.
- ▶ Green Bay has four road games in a five-game stretch from Weeks 3-8 (Week 5 bye). Green Bay will have one home game (Oct. 12 vs. Cincinnati) over a 51-day span between home games (Sept. 11 vs. Washington – Nov. 2 vs. Carolina).
- ▶ The Packers have three separate instances of back-to-back road trips (Weeks 3-4, Weeks 7-8, Weeks 15-16).
- ▶ The Packers went on the road for the first time in Week 3 when they traveled to take on the Cleveland Browns, kicking off a stretch of three AFC North opponents in five games.
- ▶ Green Bay faces a prime-time road test in Week 4 at Dallas against the Cowboys on Sunday Night Football.
- ▶ It is the second time in the last four seasons that Green Bay has back-to-back road games heading into the bye week (2022).
- ▶ The Packers will be on the bye the following week, marking its earliest bye week since 2020 (Week 5).
- ▶ Green Bay takes on the Cincinnati Bengals at home in Week 6 before going west to take on the Arizona Cardinals in Week 7.
- ▶ The Packers go east in Week 8 to play a Sunday night game at the Pittsburgh Steelers.
- ▶ Green Bay follows up back-to-back road games with two straight home games, a Week 9 contest against the Carolina Panthers and then a Week 10 *Monday Night Football* game against the Philadelphia Eagles, marking the third time playing the defending Super Bowl champion at home in the last four seasons (defeated the Los Angeles Rams in 2022 and Kansas City Chiefs in 2023). It is the 33rd straight season (1993-2025) that Green Bay will play on *MNF*.
- ▶ Week 11 brings another game against the NFC East as the Packers travel to play the New York Giants.
- ▶ Between the Nov. 16 game at the Giants through the Nov. 27 game at the Lions, it will be three games over

a 12-day span for Green Bay.

- ▶ The next three games will come against the NFC North. After hosting the Minnesota Vikings in Week 12, the Packers will play at the Lions on Thanksgiving, marking the third straight year that Green Bay has played on Thanksgiving, including the second time over that span in Detroit. The Packers begin December at home against the Chicago Bears in Week 14. After a road game at the Denver Broncos in Week 15, Green Bay faces the Bears again in Week 16 at Chicago on a Saturday.
- ▶ Since realignment in 2002, it is just the second time (2012) the Packers will play five of their last seven games against NFC North foes.
- ▶ The final two regular season contests are against teams with 12-plus wins in 2024 (vs Baltimore, at Minnesota).
- ▶ Green Bay is scheduled to play on a Saturday or Sunday in both Week 17 (vs. Baltimore) and 18 (at Minnesota). If either of those two games is played on a Saturday, it will mark multiple Saturday games for the Packers for first time since 1966.
- ▶ Green Bay finishes the regular season with three of four games on the road.
- ▶ It is the first time since 2020 that the Packers are not finishing the season with back-to-back division contests and the first time since 2021 that Green Bay will finish the regular season on the road.
- ▶ It is the fifth time in seven seasons under LaFleur that the Packers start and end the season with an NFC North game.
- ▶ The Packers and Vikings finish the regular season against each other for the first time since 2015 and in Minnesota for the first time since 2012.

A CLOSER LOOK AT THE 2025 OPPONENTS:

Home Games	'24 Record	Last Overall	Last Lambeau Field
		Meeting/Result	Meeting/Result
Lions	15-2	12/5/24, L, 34-31	11/3/24, L, 24-14
Commanders	12-5	10/23/22, L, 23-21	10/24/21, W, 24-10
Bengals	9-8	10/10/21, W, 25-22 (OT)	9/24/17, W, 27-24 (OT)
Panthers	5-12	12/24/23, W, 33-30	12/19/20, W, 24-16
Eagles	14-3	+1/12/25, L, 22-10	12/6/20, W, 30-16
Vikings	14-3	12/29/24, L, 27-25	9/29/24, L, 31-29
Bears	5-12	1/5/25, L, 24-22	1/5/25, L, 24-22
Ravens	12-5	12/19/21, W, 31-30	11/19/17, L, 23-0
Totals	86-50	(.632)	

Road Games	'24 Record	Last Overall	Last Meeting
		Meeting/Result	at Site/Result
Browns	3-14	12/25/21, W, 24-22	12/10/17, W, 27-21 (OT)
Cowboys	7-10	+1/14/24, W, 48-32	+1/14/24, W, 48-32
Cardinals	8-9	10/13/24, W, 34-13	10/28/21, W, 24-21
Steelers	9-8	11/12/23, L, 23-19	11/12/23, L, 23-19
Giants	3-14	12/11/23, L, 24-22	12/11/23, L, 24-22
Lions	15-2	12/5/24, L, 34-31	12/5/24, L, 34-31
Broncos	10-7	10/22/23, L, 19-17	10/22/23, L, 19-17
Bears	5-12	1/5/25, L, 24-22	11/17/24, W, 20-19
Vikings	14-3	12/29/24, L, 27-25	12/29/24, L, 27-25
Totals	74-79	(.484)	
Overall	160-129	(.554)	

- + – NFC Wild Card Playoff
- ^ – NFC Divisional Playoff
- * – NFC Championship

CONSECUTIVE-SELLOUT STREAK

Due to health-and-safety concerns, the Packers made the decision to first not have fans at home games and then to sell a limited number tickets to a few home games in 2020 due to the pandemic, which put a pause to the franchise's sellout streak. The Packers were happy to welcome back full crowds for the 2021 season and after Week 2 against the Washington Commanders this season, the sellout streak moved to 384 regular-season games at Lambeau Field (not including replacement games).

- ▶ The league's longest-tenured stadium, Lambeau Field is hosting its 68th season of football in 2024. For the victory over Seattle in the Divisional round of the 2019 playoffs, 78,998 Packers fans filled Lambeau Field for the second-highest paid attendance in stadium history (79,704 in the Divisional round of the 2014 playoffs versus Dallas).
- ▶ Across American professional sports, only Boston's Fenway Park (1912) and Chicago's Wrigley Field (1914) have longer tenures.
- ▶ Including the postseason, Green Bay is 284-140-6 (.668) at Lambeau Field (1957-2024).
- ▶ Under Head Coach **Matt LaFleur**, the Packers are 42-14 at home (including the postseason), a .750 winning percentage that ranks **No. 3 in the NFL** since 2019:

Team	Home Record (Since 2019)
1. Buffalo	48-13-0 (.787)
2. Kansas City	49-14-0 (.778)
3. Green Bay	42-14-0 (.750)
4. Philadelphia	39-18-1 (.681)
5. Baltimore	37-19-0 (.661)
6. L.A. Rams	34-20-0 (.630)

PACKERS DIGITAL & SOCIAL MEDIA

Media and fans can visit www.packers.com and follow the Packers on social media for the most up-to-date information throughout training camp.

- ▶ On-demand video clips of all general manager, coach and player interviews will be available on the website and apps.
- ▶ Video conferences will be live streamed on packers.com, the Packers' mobile app, CTV app (Apple TV, Roku, Amazon Fire TV), Facebook, X and YouTube.
- ▶ Daily written stories covering practice and interviews with General Manager Brian Gutekunst, Head Coach Matt LaFleur, assistant coaches and players will be available on the website.
- ▶ 'Packers Unscripted' is posted twice a week as a video and podcast, featuring hosts Wes Hodkiewicz and Mike Spofford.
- ▶ 'Three Things' videos, featuring various Packers analysts, will recap events once per week.
- ▶ 'Packers Daily' video packages will be posted on the site and socially.
- ▶ 'Rock Report' videos featuring Larry McCarren will also be available.
- ▶ Fun 'off-the field' videos will be shared to give fans a closer look at the personalities on this year's team.

PRONUNCIATION GUIDE

PLAYERS

Deslin Alexandre	al-ex-an-der
Romeo Doubs	DOBBS
Kingsley Enagbare	ee-NAG-bar-ee
Mecole Hardman	muh-COLE
Elgton Jenkins	EL-ton
Xavier McKinney	ZAY-vier
Mark McNamee	mack-nuh-mee
Isaiah Neyor	nay-er
Nick Niemann	KNEE-min
Keisean Nixon	KEY-shawn
Kitan Oladapo	kuh-TAWN oh-luh-DAPP-oh
Matt Orzech	.OR-zick
Barry Sorrell	BAIR-in sore-ELL
Nazir Stackhouse	NAH-zeer
Carrington Valentine	CAIR-ing-ton
Daniel Whelan	WEE-lan
Josh Whyte	WHY-lee
Dontayvion Wicks	don-TAY-vee-in
Savion Williams	SAY-vee-on

COACHES/FRONT OFFICE

Rich Bisaccia	bis-SOTCH-ee-uh
Wendel Davis	WEN-del
Ryan Downard	DOWN-erd
Sean Duggan	DUG-an
Rob Grosso	GROW-so
Brian Gutekunst	GOO-tuh-kunst
Jeremiah Kolone	kuh-LOW-nay
Matt LaFleur	la-flew-er
Jamael Lett	juh-MALL
Ryan Mahaffey	muh-HAFF-ee
Vince Oghobaase	oh-guh-BAH-see
Adam Stenavich	STEN-uh-vitch

BRIAN GUTEKUNST INTERVIEWS

- ▶ One-on-one interviews with Gutekunst should be arranged through Jason Wahlers (wahlersj@packers.com).

MATT LaFLEUR PRESS CONFERENCES

- ▶ During the regular season, LaFleur generally will be available in-person to media in the media auditorium on Monday, Wednesday, Thursday, Friday and after games.
- ▶ One-on-one interviews with LaFleur should be arranged through Jason Wahlers (wahlersj@packers.com).

PLAYER INTERVIEWS

- ▶ During the regular season, players on the active roster will be available in-person to media in the locker room generally on Monday, Wednesday, Thursday, Friday and following games.
- ▶ All interviews with players on the practice squad or injured reserve need to be requested and approved through the communications department.
- ▶ At the conclusion of all games, players will be made available following the NFL's standard "cooling-off" period.
- ▶ Any requests to interview players other than on the aforementioned days should be directed to a member of the Packers' communications department.

ASSISTANT COACH AVAILABILITY

- ▶ Coordinators – Adam Stenavich (offense), Jeff Hafley (defense) and Rich Bisaccia (special teams) – will continue to serve as primary spokesmen in their respective areas.
- ▶ During the regular season, coordinators will be available in-person to a limited number of media in the media auditorium once a week. Offensive and defensive position coaches generally will be available in-person. Specific availability will be included in our weekly advisory.
- ▶ Following games, LaFleur will be the only coach available to the media.
- ▶ Position coaches are available for questions on specific players and their position group only. Broader interview topics need to be directed to the respective coordinators.
- ▶ No assistant coach should be contacted directly by telephone (at his desk, home or on his cell phone), or by email. All interviews must be arranged through the communications department.
- ▶ Sarah Quick (quicks@packers.com) serves as the primary contact for assistant coaches. In her absence, feel free to contact another member of the communications staff.

PRACTICE ACCESS, PHOTOGRAPHY AND SOCIAL-MEDIA GUIDELINES

- ▶ During the regular season, practices will be open to local media who regularly cover the team for designated periods during the beginning of each session. Also as in prior years, photo/video opportunities will be limited to the beginning portions of practice.
- ▶ The team reserves the right to limit photography/video to certain periods for competitive reasons. This restriction applies to both training-camp and regular-season practices.
- ▶ During practice periods in which B-roll and still photography are NOT permitted, the media may not utilize camera phones, either. The communications staff will alert the media of the permissible "shooting" periods before and during each practice.
- ▶ Video of practice or press conferences by an individual or media outlet can be posted on social-media sites in compliance with the NFL online-content policy.
- ▶ No live-streaming or live broadcast of practice or press conferences or open locker room is permitted by an individual or media outlet at any time on any platform.
- ▶ NO entries about specific schemes, personnel groupings or anything that might be related in any way to game planning. If you have ANY questions about this, please ask a member of the Packers' communications staff before posting.
- ▶ NO entries regarding "football communications," including specific exchanges between coaches and players that might be overheard. Acknowledgement that the conversation occurred is acceptable, but we ask that the details of the conversation be withheld.
- ▶ NO detailed speculation as to the potential nature or severity of an injury. Once again, acknowledging that an injury occurred and providing general details (i.e., "right leg ..." or "left wrist ...") is permitted, but anything beyond that would be purely speculative and possibly inaccurate.
- ▶ Media are NOT permitted to photograph or shoot b-roll of injured players rehabbing on the practice field.
- ▶ Photographers (video and still) are asked to avoid filming, photographing, printing and/or airing any shots of any injury situation, while the injury occurs, while trainers attend to/treat the injured player, and while the player is leaving the field, either on his own or with aid. This includes minor injuries.
- ▶ Tripods are not allowed to be used while filming from the sideline.

NFL ONLINE-CONTENT POLICY

- ▶ Accredited Organizations may supplement its traditional media distribution platform (e.g., newspaper, television, radio) with other new media distribution platforms that it controls (e.g., websites, official social

media accounts, applications, podcasts), provided that, with respect to such new media distribution platforms: (i) any use of film or video or digital still images is limited to a reasonable amount or number (as applicable), and used only to illustrate or support news and editorial coverage of the Game or Event (as opposed to use in connection with or on commercial products (e.g., apparel, posters, commemorative programs, or other types of souvenir or other merchandise, or sponsored content) purposes; (ii) any use of film or video or digital still images is not used to create Simulated Video of game action; (iii) no video of game action is used (except that, if the Accredited Organization is a television broadcaster, Game or Event highlights may be shown as part of a single, non-archived, online "simulcast" of any regularly scheduled television news programming the Accredited Organization may broadcast, provided it adheres to the limits on such broadcasts set forth below); and (iv) use of non-game audio and video content obtained as a result of credentialed card access (e.g., press conferences, training camp, practice and/or interviews at NFL venues or events): (1) must be limited to 90 seconds maximum per day (180 seconds maximum -- 90 seconds per Member Club -- in two-Member Club markets), (2) may not be posted or streamed "live" or in real time in any form or medium and may not be archived (i.e., made available for on-demand public access for more than 24 hours after posting, etc.), (3) may appear only in an editorial context (i.e., no sponsorship, merchandising or advertising integrated with or around the content, including digital advertising, etc.), and (4) must be accompanied by links back to NFL.com and to the applicable Member Club's web site.

INJURY INFORMATION

- All injury information will be issued by Head Coach Matt LaFleur. Please do not address injury questions to another coach or staff member.

CELL PHONES

- The team does not tolerate cell-phone distractions at practice. Please set all phones to off or vibrate. Phone conversations are strongly discouraged, but if necessary, should be conducted well away from the field.

POOL REPORTER

- As assigned by the Professional Football Writers of America (PFWA), the Green Bay pool reporter for this season is Rob Demovsky of ESPN.com.

MISCELLANEOUS

- All items brought to practice (cameras, bags, tripods, equipment, etc.) should be stored against the wall,

away from the field, for safety reasons.

- Food is not allowed during practice.
- Any equipment not stored should be held at all times; when avoiding oncoming action, it is important that anything in your possession moves as you move.
- No players or coaches may be actively engaged in conversation or interviewed while practice is in progress.

CREDENTIALS

- All credential requests may be requested through Sarah Quick, assistant director of communications, via email: quicks@packers.com. All media must now register in Accredited. Credentials will not be mailed. Credentials can be picked up on gameday at Media Will Call on the south side of the stadium near the Invisalign Gate. Media Will Call opens four hours prior to kickoff.

PHOTO CREDENTIALS

- Photo credentials will not be issued to freelance photographers unless on a specific assignment from an accredited organization.

STADIUM ACCESS

- Please enter through the loading dock/security entrance with your 2025 non-gameday credential. Those with a simplex card can enter through the media workroom entrance. Please email Sarah Quick (quicks@packers.com) if a day pass is needed.

GAME-CREDENTIAL DEADLINES

- Following are credential application deadlines for the Packers' regular-season games. All written requests should be directed to Sarah Quick via email at quicks@packers.com.
- at Dallas Cowboys – Monday, Sept. 22 by noon
- vs. Cincinnati Bengals – Wednesday, Oct. 8 by 5 p.m.
- at Arizona Cardinals – Monday, Oct. 13 by noon
- at Pittsburgh Steelers – Monday, Oct. 20 by noon
- vs. Carolina Panthers – Wednesday, Oct. 29 by 5 p.m.
- vs. Philadelphia Eagles – Wednesday, Nov. 5 by 5 p.m.
- at New York Giants – Monday, Nov. 10 by noon
- vs. Minnesota Vikings – Wednesday, Nov. 19 by 5 p.m.
- at Detroit Lions (Thanksgiving) – Thursday, Nov. 20 by noon
- vs. Chicago Bears – Wednesday, Dec. 3 by 5 p.m.
- at Denver Broncos – Monday, Dec. 8 by noon
- at Chicago Bears (Saturday) – Friday, Dec. 12 by noon
- vs. Baltimore Ravens – Tuesday, Dec. 23 by 5 p.m.
- at Minnesota Vikings – Monday, Dec. 29 by noon

ROSTER/ALPHABETICAL

NO.	NAME	POS	HT	WT	DOB	EXP	COLLEGE	HOMETOWN	HOW ACQ
Active (51)									
39	Anderson, Zayne	S	6-2	206	1/3/1997	3	Brigham Young	Stansbury Park, Utah	W-23 (Buf.)
65	Banks, Aaron	G	6-5	325	9/3/1997	5	Notre Dame	El Cerrito, Calif.	UFA (SF)-25
71	Belton, Anthony	T	6-6	336	2/23/2001	R	North Carolina State	Tallahassee, Fla.	D2-25
91	Brinson, Warren	DL	6-5	315	2/4/2002	R	Georgia	Bradenton, Fla.	D6-25
30	Brooks, Chris	RB	6-1	219	1/11/2000	3	Brigham Young	Oceanside, Calif.	FA-24
94	Brooks, Karl	DL	6-3	296	5/8/2000	3	Bowling Green	Lansing, Mich.	D6a-23
20	Bullard, Javon	S	5-10	198	9/5/2002	2	Georgia	Milledgeville, Ga.	D2b-24
56	Cooper, Edgerrin	LB	6-2	229	11/17/2001	2	Texas A&M	Covington, La.	D2a-24
87	Doubs, Romeo	WR	6-2	204	4/13/2000	4	Nevada	Los Angeles, Calif.	D4a-22
55	Enagbare, Kingsley	DL	6-4	258	1/18/2000	4	South Carolina	Atlanta, Ga.	D5-22
86	FitzPatrick, John	TE	6-7	262	3/9/2000	4	Georgia	Atlanta, Ga.	FA-24 (PS-Att.)
52	Gary, Rashaan	DL	6-5	277	12/3/1997	7	Michigan	Paramus, N.J.	D1a-19
0	Golden, Matthew	WR	5-11	191	8/1/2003	R	Texas	Klein, Texas	D1-25
36	Hadden, Kamal	CB	6-1	192	1/17/2001	1	Tennessee	River Rouge, Mich.	FA-24
18	Heath, Malik	WR	6-2	213	3/31/2000	3	Mississippi	Jackson, Miss.	FA-23
21	Hobbs, Nate	CB	6-0	195	6/24/1999	5	Illinois	Louisville, Ky.	UFA (LV)-25
59	Hopper, TyRon	LB	6-2	228	4/26/2001	2	Missouri	Roswell, Ga.	D3b-24
8	Jacobs, Josh	RB	5-10	223	2/11/1998	7	Alabama	Tulsa, Okla.	UFA (LV)-24
74	Jenkins, Elgton	C/G	6-5	311	12/26/1995	7	Mississippi State	Clarksdale, Miss.	D2-19
67	Jennings, Donovan	G/T	6-4	323	11/24/1999	1	South Florida	Tampa, Fla.	FA-24
70	Kinnard, Darian	T/G	6-5	322	12/29/1999	3	Kentucky	Cleveland, Ohio	T-25 (Ph.)
85	Kraft, Tucker	TE	6-5	259	11/3/2000	3	South Dakota State	Timber Lake, S.D.	D3i-23
10	Love, Jordan	QB	6-4	219	11/21/1998	6	Utah State	Bakersfield, Calif.	D1-20
58	McDuffie, Isaiah	LB	6-1	227	7/21/1999	5	Boston College	Buffalo, N.Y.	D6b-21
29	McKinney, Xavier	S	6-0	201	8/9/1999	6	Alabama	Roswell, Ga.	UFA (NYG)-24
17	McManus, Brandon	K	6-3	201	7/25/1991	12	Temple	Lansdale, Pa.	FA-24
16	Melton, Bo	CB	5-11	189	5/18/1999	2	Rutgers	Egg Harbor City, N.J.	FA-22 (PS-Se.)
77	Morgan, Jordan	T/G	6-5	311	8/4/2001	2	Arizona	Tucson, Ariz.	D1-24
88	Musgrave, Luke	TE	6-6	253	9/2/2000	3	Oregon State	Bend, Ore.	D2a-23
31	Niemann, Nick	LB	6-3	234	12/21/1997	5	Iowa	Sycamore, Ill.	FA-25
25	Nixon, Keisean	CB	5-10	200	6/22/1997	7	South Carolina	Los Angeles, Calif.	FA-22
27	Oladapo, Kitan	S	6-2	216	10/10/2000	2	Oregon State	Portland, Ore.	D5b-24
42	Orzech, Matt	LS	6-3	245	4/12/1995	6	Azusa Pacific	Menifee, Calif.	UFA (LAR)-23
1	Parsons, Micah	DL	6-3	250	5/26/1999	5	Penn State	Harrisburg, Pa.	T-25 (Dal.)
75	Rhyan, Sean	G	6-5	321	9/15/2000	4	UCLA	San Juan Capistrano, Calif.	D3-22
89	Sims, Ben	TE	6-5	250	5/16/2000	3	Baylor	San Antonio, Texas	W-23 (Min.)
99	Sorrell, Barryn	DL	6-3	256	12/22/2002	R	Texas	New Orleans, La.	D4-25
93	Stackhouse, Nazir	DL	6-4	327	4/18/2002	R	Georgia	Decatur, Ga.	FA-25
50	Tom, Zach	OL	6-4	304	3/26/1999	4	Wake Forest	Baton Rouge, La.	D4b-22
24	Valentine, Carrington	CB	6-0	189	9/9/2001	3	Kentucky	Cincinnati, Ohio	D7a-23
90	Van Ness, Lukas	DL	6-5	272	7/6/2001	3	Iowa	Barrington, Ill.	D1-23
7	Walker, Quay	LB	6-4	241	5/8/2000	4	Georgia	Cordele, Ga.	D1a-22
63	Walker, Rasheed	T	6-6	324	2/13/2000	4	Penn State	Waldorf, Md.	D7c-22
19	Whelan, Daniel	P	6-5	216	2/10/1999	3	UC Davis	Rancho Mirage, Calif.	FA-23
13	Wicks, Dontayvion	WR	6-1	206	6/16/2001	3	Virginia	Plaquemine, La.	D5b-23
33	Williams, Evan	S	5-11	200	7/28/2001	2	Oregon	Mountain View, Calif.	D4-24
3	Williams, Savion	WR	6-4	222	11/22/2001	R	TCU	Marshall, Texas	D3-25
2	Willis, Malik	QB	6-1	225	5/25/1999	4	Liberty	Roswell, Ga.	T-24 (Ten.)
23	Wilson, Emanuel	RB	5-10	226	5/8/1999	3	Fort Valley State	Huntersville, N.C.	FA-23
96	Wooden, Colby	DL	6-4	273	12/21/2000	3	Auburn	Lawrenceville, Ga.	D4-23
95	Wyatt, Devonte	DL	6-3	304	3/31/1998	4	Georgia	Decatur, Ga.	D1b-22
Injured Reserve (3)									
57	Cox Jr., Brenton	DL	6-4	250	1/30/2000	3	Florida	Stockbridge, Ga.	FA-23
79	Glover, Travis	T	6-6	317	8/17/2000	2	Georgia State	Vienna, Ga.	D6-24
11	Reed, Jayden	WR	5-11	187	4/28/2000	3	Michigan State	Naperville, Ill.	D2b-23
Injured Reserve - Designated For Return (2)									
32	Lloyd, MarShawn	RB	5-9	220	1/5/2001	2	Southern California	Hyattsville, Md.	D3a-24
62	Monk, Jacob	C/G	6-3	308	6/4/2001	2	Duke	Wendell, N.C.	D5a-24
Practice Squad (17)									
49	Alexandre, Deslin	DL	6-3	264	6/11/1998	1	Pittsburgh	Deerfield Beach, Fla.	FA-24
37	Baldwin, Johnathan	DB	6-0	190	2/8/2003	R	UNLV	Houston, Texas	FA-25
72	Banks, Brant	T	6-7	306	5/1/2000	R	Rice	Houston, Texas	FA-25
78	Cooper, Dalton	T	6-6	326	3/15/2001	R	Oklahoma State	Prague, Okla.	FA-25
9	Ester, James	DL	6-3	289	8/30/2001	1	Northern Illinois	Detroit, Mich.	FA-24
6	Hardman, Mecole	WR	5-10	187	3/12/1998	7	Georgia	Elberton, Ga.	UFA (KC)-25
48	Johnson, Jamon	LB	6-1	236	11/28/2001	R	Kentucky	Baltimore, Md.	FA-25
41	McNamee, Mark	K	6-4	208	10/11/1999	R	—	Dublin, Ireland	FA-25
53	Mosby, Arron	DL	6-3	250	4/13/1999	3	Fresno State	Sanger, Calif.	W-23 (Car.)
80	Neyor, Isaiah	WR	6-4	218	6/7/2001	R	Nebraska	Arlington, Texas	FA-25
26	Robinson, Micah	CB	5-11	183	2/5/2002	R	Tulane	Atlanta, Ga.	D7a-25
82	Sheppard, Will	WR	6-3	196	2/11/2002	R	Colorado	Mandeville, La.	FA-25
38	Simpson, Jaylin	DB	6-0	180	3/17/2000	1	Auburn	Saint Simons Island, Ga.	FA-25
22	Strong Jr., Pierre	RB	5-11	207	12/10/1998	4	South Dakota State	Little Rock, Ark.	FA-25
19	Tune, Clayton	OL	6-3	220	3/23/1999	3	Houston	Carrollton, TX	FA-25
54	Welch, Kristian	LB	6-3	240	5/24/1998	6	Iowa	Iola, Wis.	UFA (Bal.)-25
81	Whyile, Josh	TE	6-7	248	9/8/1999	3	Cincinnati	Cincinnati, Ohio	FA-25
Reserve/PUP (3)									
45	Oliver, Collin	DL	6-2	240	9/23/2002	R	Oklahoma State	Edmond, Okla.	D5-25
9	Watson, Christian	WR	6-4	208	5/12/1999	4	North Dakota State	Tampa, Fla.	D2-22
73	Williams, John	G	6-4	322	1/17/2002	R	Cincinnati	Bolingbrook, Ill.	D7b-25

ROSTER/NUMERICAL

NO.	NAME	POS	HT	WT	DOB	EXP	COLLEGE	HOMETOWN	HOW ACQ
Active (51)									
0	Matthew Golden	WR	5-11	191	8/1/2003	R	Texas	Klein, Texas	D1-25
1	Micha Parsons	DL	6-3	250	5/26/1999	5	Penn State	Harrisburg, Pa.	T-25 (Dal.)
2	Malik Willis	QB	6-1	225	5/25/1999	4	Liberty	Roswell, Ga.	T-24 (Ten.)
7	Quay Walker	LB	6-4	241	5/8/2000	4	Georgia	Cordale, Ga.	D1a-22
8	Josh Jacobs	RB	5-10	223	2/11/1998	7	Alabama	Tulsa, Okla.	UFA (LV)-24
10	Jordan Love	QB	6-4	219	11/2/1998	6	Utah State	Bakersfield, Calif.	D1-20
13	Dontayvion Wicks	WR	6-1	206	6/16/2001	3	Virginia	Plaquemine, La.	D5b-23
16	Bo Melton	CB	5-11	189	5/18/1999	2	Rutgers	Egg Harbor City, N.J.	FA-22 (PS-Sea.)
17	Brandon McManus	K	6-3	201	7/25/1991	12	Temple	Lansdale, Pa.	FA-24
18	Malik Heath	WR	6-2	213	3/31/2000	3	Mississippi	Jackson, Miss.	FA-23
19	Daniel Whelan	P	6-5	216	2/10/1999	3	UC Davis	Rancho Mirage, Calif.	FA-23
20	Javon Bullard	S	5-10	198	9/5/2002	2	Georgia	Milledgeville, Ga.	D2b-24
21	Nate Hobbs	CB	6-0	195	6/24/1999	5	Illinois	Louisville, Ky.	UFA (LV)-25
23	Emanuel Wilson	RB	5-10	226	5/8/1999	3	Fort Valley State	Huntersville, N.C.	FA-23
24	Carrington Valentine	CB	6-0	189	9/9/2001	3	Kentucky	Cincinnati, Ohio	D7a-23
25	Keisean Nixon	CB	5-10	200	6/22/1997	7	South Carolina	Los Angeles, Calif.	FA-22
27	Kitan Oladapo	S	6-2	216	10/10/2000	2	Oregon State	Portland, Ore.	D5b-24
29	Xavier McKinney	S	6-0	201	8/9/1999	6	Alabama	Roswell, Ga.	UFA (NYG)-24
30	Chris Brooks	RB	6-1	219	1/11/2000	3	Brigham Young	Oceanside, Calif.	FA-24
31	Nick Niemann	LB	6-3	234	12/2/1997	5	Iowa	Sycamore, Ill.	FA-25
33	Evan Williams	S	5-11	200	7/28/2001	2	Oregon	Mountain View, Calif.	D4-24
36	Kamal Hadden	CB	6-1	192	1/17/2001	1	Tennessee	River Rouge, Mich.	FA-24
39	Zayne Anderson	S	6-2	206	1/3/1997	3	Brigham Young	Stansbury Park, Utah	W-23 (Buf.)
42	Matt Orzech	LS	6-3	245	4/12/1995	6	Azusa Pacific	Menifee, Calif.	UFA (LAR)-25
50	Zach Tom	OL	6-4	304	3/26/1999	4	Wake Forest	Baton Rouge, La.	D4b-22
52	Rashan Gary	DL	6-5	277	12/3/1997	7	Michigan	Paramus, N.J.	D1a-19
55	Kingsley Enagbare	DL	6-4	258	1/18/2000	4	South Carolina	Atlanta, Ga.	D5-22
56	Edgerrin Cooper	LB	6-2	229	11/17/2001	2	Texas A&M	Covington, La.	D2a-24
58	Isaiah McDuffie	LB	6-1	227	7/21/1999	5	Boston College	Buffalo, N.Y.	D6b-21
59	Ty Ron Hopper	LB	6-2	228	4/26/2001	2	Missouri	Roswell, Ga.	D3b-24
63	Rashed Walker	T	6-6	324	2/13/2000	4	Penn State	Waldorf, Md.	D7c-22
65	Aaron Banks	G	6-5	325	9/3/1997	5	Notre Dame	El Cerrito, Calif.	UFA (SF)-25
67	Donovan Jennings	G/T	6-4	323	11/24/1999	1	South Florida	Tampa, Fla.	FA-24
70	Darian Kinnard	T/G	6-5	322	12/29/1999	3	Kentucky	Cleveland, Ohio	T-25 (Phi.)
71	Anthony Belton	T	6-6	336	2/23/2001	R	North Carolina State	Tallahassee, Fla.	D2-25
74	Elton Jenkins	C/G	6-5	311	12/26/1995	7	Mississippi State	Clarksdale, Miss.	D2-19
75	Sean Rhyan	G	6-5	321	9/15/2000	4	UCLA	San Juan Capistrano, Calif.	D3-22
77	Jordan Morgan	T/G	6-5	311	8/4/2001	2	Arizona	Tucson, Ariz.	D1-24
83	Savion Williams	WR	6-4	222	11/22/2001	R	TCU	Marshall, Texas	D3-25
85	Tucker Kraft	TE	6-5	259	11/3/2000	3	South Dakota State	Timber Lake, S.D.	D3-23
86	John FitzPatrick	TE	6-7	262	3/9/2000	4	Georgia	Atlanta, Ga.	FA-24 (PS-Atl.)
87	Romeo Doubs	WR	6-2	204	4/13/2000	4	Nevada	Los Angeles, Calif.	D4a-22
88	Luke Musgrave	TE	6-6	253	9/2/2000	3	Oregon State	Bend, Ore.	D2a-23
89	Ben Sims	TE	6-5	250	5/16/2000	3	Baylor	San Antonio, Texas	W-23 (Min.)
90	Lukas Van Ness	DL	6-5	272	7/6/2001	3	Iowa	Barrington, Ill.	D1-23
91	Warren Brinson	DL	6-5	315	2/4/2002	R	Georgia	Bradenton, Fla.	D6-25
93	Nazir Stackhouse	DL	6-4	327	4/18/2002	R	Georgia	Decatur, Ga.	FA-25
94	Karl Brooks	DL	6-3	296	5/8/2000	3	Bowling Green	Lansing, Mich.	D6a-23
95	Devonte Wyatt	DL	6-3	304	3/31/1998	4	Georgia	Decatur, Ga.	D1b-22
96	Colby Wooden	DL	6-4	273	12/21/2000	3	Auburn	Lawrenceville, Ga.	D4-23
99	Barry Sorrell	DL	6-3	256	12/22/2002	R	Texas	New Orleans, La.	D4-25
Injured Reserve (3)									
11	Jayden Reed	WR	5-11	187	4/28/2000	3	Michigan State	Naperville, Ill.	D2b-23
57	Brenton Cox Jr.	DL	6-4	250	1/30/2000	3	Florida	Stockbridge, Ga.	FA-23
79	Travis Glover	T	6-6	317	8/17/2000	2	Georgia State	Vienna, Ga.	D6-24
Injured Reserve - Designated For Return (2)									
32	MarShawn Lloyd	RB	5-9	220	1/5/2001	2	Southern California	Hyattsville, Md.	D3a-24
62	Jacob Monk	C/G	6-3	308	6/4/2001	2	Duke	Wendell, N.C.	D5a-24
Practice Squad (17)									
6	Mecole Hardman	WR	5-10	187	3/12/1998	7	Georgia	Elberton, Ga.	UFA (KC)-25
19	Clayton Tune	QB	6-3	220	3/23/1999	3	Houston	Carrollton, TX	FA-25
22	Pierre Strong Jr.	RB	5-11	207	12/10/1998	4	South Dakota State	Little Rock, Ark.	FA-25
26	Micha Robinson	CB	5-11	183	2/5/2002	R	Tulane	Atlanta, Ga.	D7a-25
37	Johnathan Baldwin	DB	6-0	190	2/8/2003	R	UNLV	Houston, Texas	FA-25
38	Jaylin Simpson	DB	6-0	180	3/17/2000	1	Auburn	Saint Simons Island, Ga.	FA-25
41	Mark McNamee	K	6-4	208	10/11/1999	R	—	Dublin, Ireland	FA-25
48	Jamon Johnson	LB	6-1	236	11/28/2001	R	Kentucky	Baltimore, Md.	FA-25
49	Deshaun Alexander	DL	6-3	264	6/11/1998	1	Pittsburgh	Deerfield Beach, Fla.	FA-24
53	Aaron Mosby	DL	6-3	250	4/13/1999	3	Fresno State	Sanger, Calif.	W-23 (Car.)
54	Kristian Welch	LB	6-3	240	5/24/1998	6	Iowa	Iola, Wis.	UFA (Bal.)-25
72	Brant Banks	T	6-7	306	5/1/2000	R	Rice	Houston, Texas	FA-25
78	Dalton Cooper	T	6-6	326	3/15/2001	R	Oklahoma State	Prague, Okla.	FA-25
80	Isaiah Neyor	WR	6-4	218	6/7/2001	R	Nebraska	Arlington, Texas	FA-25
81	Josh Whyte	TE	6-7	248	9/8/1999	3	Cincinnati	Cincinnati, Ohio	FA-25
82	Will Sheppard	WR	6-3	196	2/11/2002	R	Colorado	Mandeville, La.	FA-25
98	James Ester	DL	6-3	289	8/30/2001	1	Northern Illinois	Detroit, Mich.	FA-24
Reserve/PUP (3)									
9	Christian Watson	WR	6-4	208	5/12/1999	4	North Dakota State	Tampa, Fla.	D2-22
45	Collin Oliver	DL	6-2	240	9/23/2002	R	Oklahoma State	Edmond, Okla.	D5-25
73	John Williams	G	6-4	322	1/17/2002	R	Cincinnati	Bolingbrook, Ill.	D7b-25

ROSTER/POSITIONAL

NO.	NAME	POS.	HT.	WT.	AGE	EXP.	COLLEGE	HOMETOWN	HOW ACQ.
QUARTERBACKS (2)									
2	Malik Willis	QB	6-1	225	26	4	Liberty	Roswell, Ga.	T-24 (Ten.)
10	Jordan Love	QB	6-4	219	26	6	Utah State	Bakersfield, Calif.	D1-20
RUNNING BACKS (3)									
8	Josh Jacobs	RB	5-10	223	27	7	Alabama	Tulsa, Okla.	UFA (LV)-24
23	Emanuel Wilson	RB	5-10	226	26	3	Fort Valley State	Huntersville, N.C.	FA-23
30	Chris Brooks	RB	6-1	219	25	3	Brigham Young	Oceanside, Calif.	FA-24
WIDE RECEIVERS (5)									
0	Matthew Golden	WR	5-11	191	22	R	Texas	Klein, Texas	D1-25
13	Dontayvion Wicks	WR	6-1	206	24	3	Virginia	Plaquemine, La.	D5b-23
18	Malik Heath	WR	6-2	213	25	3	Mississippi	Jackson, Miss.	FA-23
83	Savion Williams	WR	6-4	222	23	R	TCU	Marshall, Texas	D3-25
87	Romeo Doubs	WR	6-2	204	25	4	Nevada	Los Angeles, Calif.	D4a-22
TIGHT ENDS (4)									
85	Tucker Kraft	TE	6-5	259	24	3	South Dakota State	Timber Lake, S.D.	D3-23
86	John FitzPatrick	TE	6-7	262	25	4	Georgia	Atlanta, Ga.	FA-24 (PS-Atl.)
88	Luke Musgrave	TE	6-6	253	25	3	Oregon State	Bend, Ore.	D2a-23
89	Ben Sims	TE	6-5	250	25	3	Baylor	San Antonio, Texas	W-23 (Min.)
OFFENSIVE LINE (9)									
50	Zach Tom	OL	6-4	304	26	4	Wake Forest	Baton Rouge, La.	D4b-22
63	Rasheed Walker	T	6-6	324	25	4	Penn State	Waldorf, Md.	D7c-22
65	Aaron Banks	G	6-5	325	28	5	Notre Dame	El Cerrito, Calif.	UFA (SF)-25
67	Donovan Jennings	G/T	6-4	323	25	1	South Florida	Tampa, Fla.	FA-24
70	Darian Kinnard	T/G	6-5	322	25	3	Kentucky	Cleveland, Ohio	T-25 (Phi.)
71	Anthony Belton	T	6-6	336	24	R	North Carolina State	Tallahassee, Fla.	D2-25
74	Elgton Jenkins	C/G	6-5	311	29	7	Mississippi State	Clarksdale, Miss.	D2-19
75	Sean Rhyan	G	6-5	321	25	4	UCLA	San Juan Capistrano, Calif.	D3-22
77	Jordan Morgan	T/G	6-5	311	24	2	Arizona	Tucson, Ariz.	D1-24
LINEBACKERS (5)									
7	Quay Walker	LB	6-4	241	25	4	Georgia	Cordele, Ga.	D1a-22
31	Nick Niemann	LB	6-3	234	27	5	Iowa	Sycamore, Ill.	FA-25
56	Edgerrin Cooper	LB	6-2	229	23	2	Texas A&M	Covington, La.	D2a-24
58	Isaiah McDuffie	LB	6-1	227	26	5	Boston College	Buffalo, N.Y.	D6b-21
59	Ty'Ron Hopper	LB	6-2	228	24	2	Missouri	Roswell, Ga.	D3b-24
DEFENSIVE BACKS (10)									
16	Bo Melton	CB	5-11	189	26	2	Rutgers	Egg Harbor City, N.J.	FA-22 (PS-Sea.)
20	Javon Bullard	S	5-10	198	23	2	Georgia	Milledgeville, Ga.	D2b-24
21	Nate Hobbs	CB	6-0	195	26	5	Illinois	Louisville, Ky.	UFA (LV)-25
24	Carrington Valentine	CB	6-0	189	24	3	Kentucky	Cincinnati, Ohio	D7a-23
25	Keisean Nixon	CB	5-10	200	28	7	South Carolina	Los Angeles, Calif.	FA-22
27	Kitan Oladapo	S	6-2	216	24	2	Oregon State	Portland, Ore.	D5b-24
29	Xavier McKinney	S	6-0	201	26	6	Alabama	Roswell, Ga.	UFA (NYG)-24
33	Evan Williams	S	5-11	200	24	2	Oregon	Mountain View, Calif.	D4-24
36	Kamal Hadden	CB	6-1	192	24	1	Tennessee	River Rouge, Mich.	FA-24
39	Zayne Anderson	S	6-2	206	28	3	Brigham Young	Stansbury Park, Utah	W-23 (Buf.)
DEFENSIVE LINE (10)									
1	Micah Parsons	DL	6-3	250	26	5	Penn State	Harrisburg, Pa.	T-25 (Dal.)
52	Rashan Gary	DL	6-5	277	27	7	Michigan	Paramus, N.J.	D1a-19
55	Kingsley Enagbare	DL	6-4	258	25	4	South Carolina	Atlanta, Ga.	D5-22
90	Lukas Van Ness	DL	6-5	272	24	3	Iowa	Barrington, Ill.	D1-23
91	Warren Brinson	DL	6-5	315	23	R	Georgia	Bradenton, Fla.	D6-25
93	Nazir Stackhouse	DL	6-4	327	23	R	Georgia	Decatur, Ga.	FA-25
94	Karl Brooks	DL	6-3	296	25	3	Bowling Green	Lansing, Mich.	D6a-23
95	Devonte Wyatt	DL	6-3	304	27	4	Georgia	Decatur, Ga.	D1b-22
96	Colby Wooden	DL	6-4	273	24	3	Auburn	Lawrenceville, Ga.	D4-23
99	Barryn Sorrell	DL	6-3	256	22	R	Texas	New Orleans, La.	D4-25
SPECIALISTS (3)									
17	Brandon McManus	K	6-3	201	34	12	Temple	Lansdale, Pa.	FA-24
19	Daniel Whelan	P	6-5	216	26	3	UC Davis	Rancho Mirage, Calif.	FA-23
42	Matt Orzech	LS	6-3	245	30	6	Azusa Pacific	Menifee, Calif.	UFA (LAR)-23

ROSTER/HOW BUILT

YEAR	DRAFTTEES (29)	FREE AGENTS (11)	COLLEGE FREE AGENTS (4)	TRADES/WAIVERS (5)	PRACTICE SQUAD (2)
2019	DL R. Gary (1a) C/G E. Jenkins (2)				
2020	QB J. Love (1)				
2021	LB I. McDuffie (6b)				
2022	LB Q. Walker (1a) DL D. Wyatt (1b) G S. Rhyan (3) WR R. Doubs (4a) OL Z. Tom (4b) DL K. Enagbare (5) T R. Walker (7c)	CB K. Nixon (FA-22)			CB B. Melton (FA-22 PS-Sea.)
2023	DL L. Van Ness (1) TE L. Musgrave (2a) TE T. Kraft (3) DL C. Wooden (4) WR D. Wicks (5b) DL K. Brooks (6a) CB C. Valentine (7a)	LS M. Orzech (UFA LAR -23) P D. Whelan (FA-23)	WR M. Heath (FA-23) RB E. Wilson (FA-23)	S Z. Anderson (W-23 Buf.) TE B. Sims (W-23 Min.)	
2024	T/G J. Morgan (1) LB E. Cooper (2a) S J. Bullard (2b) LB T. Hopper (3b) S E. Williams (4) S K. Oladapo (5b)	RB C. Brooks (FA-24) CB K. Hadden (FA-24) RB J. Jacobs (UFA LV -24) S X. McKinney (UFA NYG -24) K B. McManus (FA-24)	G/T D. Jennings (FA-24)	QB M. Willis (T-24 Ten.)	TE J. FitzPatrick (FA-24 PS-Atl.)
2025	WR M. Golden (1) T A. Belton (2) WR S. Williams (3) DL B. Sorrell (4) DL W. Brinson (6)	G A. Banks (UFA SF -25) CB N. Hobbs (UFA LV -25) LB N. Niemann (FA-25)	DL N. Stackhouse (FA-25)	T/G D. Kinnard (T-25 Phi.) DL M. Parsons (T-25 Dal.)	

DEPTH CHART

Unofficial, Sept. 23, 2025

OFFENSE

WR:	87	Romeo Doubs	<u>83</u>	<u>Savion Williams</u>		
WR:	<u>0</u>	<u>Matthew Golden</u>	18	Malik Heath		
LT:	63	Rasheed Walker	77	Jordan Morgan		
LG:	65	Aaron Banks	67	Donovan Jennings		
C:	74	Elgton Jenkins	75	Sean Rhyan		
RG:	75	Sean Rhyan	70	Darian Kinnard		
RT:	50	Zach Tom	<u>71</u>	<u>Anthony Belton</u>		
TE:	85	Tucker Kraft	88	Luke Musgrave	86	John FitzPatrick
					89	Ben Sims
WR:	13	Dontayvion Wicks	18	Malik Heath		
QB:	10	Jordan Love	2	Malik Willis		
RB:	8	Josh Jacobs	23	Emanuel Wilson	30	Chris Brooks

DEFENSE

DE:	52	Rashan Gary	90	Lukas Van Ness	<u>99</u>	<u>Barry Sorrell</u>
DT:	95	Devonte Wyatt	94	Karl Brooks	<u>91</u>	<u>Warren Brinson</u>
DT:	96	Colby Wooden	<u>93</u>	<u>Nazir Stackhouse</u>		
DE:	1	Micah Parsons	55	Kingsley Enagbare		
LB:	58	Isaiah McDuffie	59	Ty'Ron Hopper		
LB:	7	Quay Walker	59	Ty'Ron Hopper		
LB:	56	Edgerrin Cooper	31	Nick Niemann		
CB:	25	Keisean Nixon	24	Carrington Valentine	36	Kamal Hadden
CB:	21	Nate Hobbs	16	Bo Melton		
S:	29	Xavier McKinney	20	Javon Bullard	27	Kitan Oladapo
S:	33	Evan Williams	39	Zayne Anderson		

SPECIAL TEAMS

K:	17	Brandon McManus				
P:	19	Daniel Whelan				
H:	19	Daniel Whelan				
PR:	25	Keisean Nixon	<u>0</u>	<u>Matthew Golden</u>		
KR:	25	Keisean Nixon	<u>83</u>	<u>Savion Williams</u>	23	Emanuel Wilson
LS:	42	Matt Orzech				

Rookies are underlined

COACH LOCATIONS AT LAMBEAU FIELD

- **Coaches' Box:** Jeff Hafley (defensive coordinator), Adam Stenavich (offensive coordinator), Ryan Downard (defensive backs), Luke Getsy (senior assistant), Eddie Gordon (assistant offensive line), Connor Lewis (pass game specialist/game management), Wendel Davis (defensive quality control), Rob Grosso (offensive quality control), Jeff Koonz (defensive assistant) and Jamael Lett (defensive quality control).
- **Sideline:** Rich Bisaccia (assistant head coach/special teams coordinator), Aaron Hill (strength & conditioning coordinator), Derrick Ansley (passing game coordinator/defense), DeMarcus Covington (defensive line/run game coordinator), Jason Vrable (passing game coordinator), Luke Butkus (offensive line), Sean Duggan (linebackers), John Dunn (tight ends), Ryan Mahaffey (wide receivers), Sean Mannion (quarterbacks), Ben Sirmans (running backs), Vince Oghobaase (assistant defensive line), Byron Storer (assistant special teams), Cory Harkey (special teams quality control), Jeremiah Kolone (offensive assistant - minority fellowship), Todd Hunt (strength & conditioning assistant), Marcus Jones (strength & conditioning assistant) and Ben Schumacher (strength & conditioning assistant).

*Locations may vary in away stadiums

GAME-BY-GAME STARTERS

2025 REGULAR SEASON												
OFFENSE												
DATE	OPPONENT	WR	WR	LT	LG	C	RG	RT	TE	TE	QB	RB
9/7	Detroit	R. Doubs	<u>M. Golden</u>	R. Walker	A. Banks	E. Jenkins	S. Rhyan	Z. Tom	T. Kraft	L. Musgrave	J. Love	J. Jacobs
9/11	Washington	R. Doubs/ D. Wicks	J. Reed	R. Walker	J. Morgan	E. Jenkins	S. Rhyan	<u>A. Batton</u>	T. Kraft	--	J. Love	J. Jacobs
9/21	at Cleveland	R. Doubs/ D. Wicks	<u>M. Golden</u>	R. Walker	A. Banks	E. Jenkins	S. Rhyan	Z. Tom	T. Kraft	--	J. Love	J. Jacobs
9/28		--	--	--	--	--	--	--	--	--	--	--
10/12		--	--	--	--	--	--	--	--	--	--	--
10/19		--	--	--	--	--	--	--	--	--	--	--
10/26		--	--	--	--	--	--	--	--	--	--	--
11/2		--	--	--	--	--	--	--	--	--	--	--
11/10		--	--	--	--	--	--	--	--	--	--	--
11/16		--	--	--	--	--	--	--	--	--	--	--
11/23		--	--	--	--	--	--	--	--	--	--	--
11/27		--	--	--	--	--	--	--	--	--	--	--
12/7		--	--	--	--	--	--	--	--	--	--	--
12/14		--	--	--	--	--	--	--	--	--	--	--
12/20		--	--	--	--	--	--	--	--	--	--	--
12/27		--	--	--	--	--	--	--	--	--	--	--
1/4		--	--	--	--	--	--	--	--	--	--	--

2025 REGULAR SEASON												
DEFENSE												
DATE	OPPONENT	DE	DT	DT	DE	LB	LB	LB	CB	CB	S	S
9/7	Detroit	R. Gary	D. Wyatt	C. Wooden	L. Van Ness	I. McDuffie	Q. Walker	E. Cooper	K. Nixon	C. Valentine	X. McKinney	J. Bullard
9/11	Washington	R. Gary	D. Wyatt	C. Wooden	M. Parsons	I. McDuffie	Q. Walker	E. Cooper	K. Nixon	N. Hobbs	X. McKinney	E. Williams
9/21	at Cleveland	R. Gary	D. Wyatt	C. Wooden	M. Parsons	--	Q. Walker	E. Cooper	K. Nixon	N. Hobbs	X. McKinney	J. Bullard/ E. Williams
9/28		--	--	--	--	--	--	--	--	--	--	--
10/12		--	--	--	--	--	--	--	--	--	--	--
10/19		--	--	--	--	--	--	--	--	--	--	--
10/26		--	--	--	--	--	--	--	--	--	--	--
11/2		--	--	--	--	--	--	--	--	--	--	--
11/10		--	--	--	--	--	--	--	--	--	--	--
11/16		--	--	--	--	--	--	--	--	--	--	--
11/23		--	--	--	--	--	--	--	--	--	--	--
11/27		--	--	--	--	--	--	--	--	--	--	--
12/7		--	--	--	--	--	--	--	--	--	--	--
12/14		--	--	--	--	--	--	--	--	--	--	--
12/20		--	--	--	--	--	--	--	--	--	--	--
12/27		--	--	--	--	--	--	--	--	--	--	--
1/4		--	--	--	--	--	--	--	--	--	--	--

Rookies underlined

PLAYER PARTICIPATION

2025 REGULAR SEASON GREEN BAY PACKERS PLAYER PARTICIPATION																								
PLAYERS	DET	WAS	AT CLE	9/7	9/11	9/21	9/28	10/12	10/19	10/26	11/2	11/10	11/16	11/23	11/27	12/7	12/14	12/20	12/27	1/4	GP	GS	DNP	IN
I. Abanikanda	PS	NOT	NOT	-	-	-	-	-	-	-	-	-	-	-	-	-	-	-	-	-	0	0	0	0
D. Alexandre	PS	PS	PS	-	-	-	-	-	-	-	-	-	-	-	-	-	-	-	-	-	0	0	0	0
Z. Anderson	GXGI	GXGI	P	-	-	-	-	-	-	-	-	-	-	-	-	-	-	-	-	-	1	0	0	2
J. Baldwin	PS	PS	PS	-	-	-	-	-	-	-	-	-	-	-	-	-	-	-	-	-	0	0	0	0
A. Banks	LG	GXGI	LG	-	-	-	-	-	-	-	-	-	-	-	-	-	-	-	-	-	2	2	0	1
B. Banks	PS	P	PS	-	-	-	-	-	-	-	-	-	-	-	-	-	-	-	-	-	1	0	0	0
A. Belton	P	RT	P	-	-	-	-	-	-	-	-	-	-	-	-	-	-	-	-	-	3	1	0	0
W. Brinson	N	N	N	-	-	-	-	-	-	-	-	-	-	-	-	-	-	-	-	-	0	0	0	3
C. Brooks	P	P	P	-	-	-	-	-	-	-	-	-	-	-	-	-	-	-	-	-	3	0	0	0
K. Brooks	P	P	P	-	-	-	-	-	-	-	-	-	-	-	-	-	-	-	-	-	3	0	0	0
J. Bullard	S	P	S	-	-	-	-	-	-	-	-	-	-	-	-	-	-	-	-	-	3	2	0	0
D. Cooper	PS	PS	PS	-	-	-	-	-	-	-	-	-	-	-	-	-	-	-	-	-	0	0	0	0
E. Cooper	LB	LB	LB	-	-	-	-	-	-	-	-	-	-	-	-	-	-	-	-	-	3	3	0	0
B. Cox Jr.	P	IR	IR	-	-	-	-	-	-	-	-	-	-	-	-	-	-	-	-	-	1	0	0	0
R. Doubs	WR	WR	WR	-	-	-	-	-	-	-	-	-	-	-	-	-	-	-	-	-	3	3	0	0
K. Enagbare	P	P	P	-	-	-	-	-	-	-	-	-	-	-	-	-	-	-	-	-	3	0	0	0
J. Ester	PS	PS	PS	-	-	-	-	-	-	-	-	-	-	-	-	-	-	-	-	-	0	0	0	0
J. FitzPatrick	P	P	P	-	-	-	-	-	-	-	-	-	-	-	-	-	-	-	-	-	3	0	0	0
R. Gary	DE	DE	DE	-	-	-	-	-	-	-	-	-	-	-	-	-	-	-	-	-	3	3	0	0
T. Glover	IR	IR	IR	-	-	-	-	-	-	-	-	-	-	-	-	-	-	-	-	-	0	0	0	0
M. Golden	WR	P	WR	-	-	-	-	-	-	-	-	-	-	-	-	-	-	-	-	-	3	2	0	0
K. Hadden	P	P	N	-	-	-	-	-	-	-	-	-	-	-	-	-	-	-	-	-	2	0	0	1
M. Hardman	PS	PS	PS	-	-	-	-	-	-	-	-	-	-	-	-	-	-	-	-	-	0	0	0	0
M. Heath	P	P	P	-	-	-	-	-	-	-	-	-	-	-	-	-	-	-	-	-	3	0	0	0
N. Hobbs	GXGI	CB	CB	-	-	-	-	-	-	-	-	-	-	-	-	-	-	-	-	-	2	2	0	1
T. Hopper	P	P	P	-	-	-	-	-	-	-	-	-	-	-	-	-	-	-	-	-	3	0	0	0
J. Jacobs	RB	RB	RB	-	-	-	-	-	-	-	-	-	-	-	-	-	-	-	-	-	3	3	0	0
E. Jenkins	C	C	C	-	-	-	-	-	-	-	-	-	-	-	-	-	-	-	-	-	3	3	0	0
D. Jennings	N	X	N	-	-	-	-	-	-	-	-	-	-	-	-	-	-	-	-	-	0	0	1	2
C. Johnson	PS	NOT	NOT	-	-	-	-	-	-	-	-	-	-	-	-	-	-	-	-	-	0	0	0	0
J. Johnson	PS	PS	PS	-	-	-	-	-	-	-	-	-	-	-	-	-	-	-	-	-	0	0	0	0
D. Kinnard	P	P	P	-	-	-	-	-	-	-	-	-	-	-	-	-	-	-	-	-	3	0	0	0
T. Kraft	TE	TE	TE	-	-	-	-	-	-	-	-	-	-	-	-	-	-	-	-	-	3	3	0	0
M. Lloyd	IRD	IRD	IRD	-	-	-	-	-	-	-	-	-	-	-	-	-	-	-	-	-	0	0	0	0
J. Love	QB	QB	QB	-	-	-	-	-	-	-	-	-	-	-	-	-	-	-	-	-	3	3	0	0
I. McDuffie	LB	LB	P	-	-	-	-	-	-	-	-	-	-	-	-	-	-	-	-	-	3	2	0	0
X. McKinney	S	S	S	-	-	-	-	-	-	-	-	-	-	-	-	-	-	-	-	-	3	3	0	0
B. McManus	P	P	P	-	-	-	-	-	-	-	-	-	-	-	-	-	-	-	-	-	3	0	0	0
M. McNamee	PS	PS	PS	-	-	-	-	-	-	-	-	-	-	-	-	-	-	-	-	-	0	0	0	0
B. Melton	P	GXGI	P	-	-	-	-	-	-	-	-	-	-	-	-	-	-	-	-	-	2	0	0	1
J. Monk	IRD	IRD	IRD	-	-	-	-	-	-	-	-	-	-	-	-	-	-	-	-	-	0	0	0	0
J. Morgan	P	LG	P	-	-	-	-	-	-	-	-	-	-	-	-	-	-	-	-	-	3	1	0	0
A. Mosby	PS	PS	PS	-	-	-	-	-	-	-	-	-	-	-	-	-	-	-	-	-	0	0	0	0
L. Musgrave	TE	P	P	-	-	-	-	-	-	-	-	-	-	-	-	-	-	-	-	-	3	1	0	0
I. Naylor	PS	PS	PS	-	-	-	-	-	-	-	-	-	-	-	-	-	-	-	-	-	0	0	0	0
N. Niemann	P	P	P	-	-	-	-	-	-	-	-	-	-	-	-	-	-	-	-	-	3	0	0	0
K. Nixon	CB	CB	CB	-	-	-	-	-	-	-	-	-	-	-	-	-	-	-	-	-	3	3	0	0
K. Oladapo	P	P	P	-	-	-	-	-	-	-	-	-	-	-	-	-	-	-	-	-	3	0	0	0
C. Oliver	R/PUP	R/PUP	R/PUP	-	-	-	-	-	-	-	-	-	-	-	-	-	-	-	-	-	0	0	0	0
M. Orzech	P	P	P	-	-	-	-	-	-	-	-	-	-	-	-	-	-	-	-	-	3	0	0	0
M. Parsons	P	DE	DE	-	-	-	-	-	-	-	-	-	-	-	-	-	-	-	-	-	3	2	0	0
J. Reed	P	WR	IR	-	-	-	-	-	-	-	-	-	-	-	-	-	-	-	-	-	2	1	0	0
S. Rhyan	RG	RG	RG	-	-	-	-	-	-	-	-	-	-	-	-	-	-	-	-	-	3	3	0	0
M. Robinson	X	X	PS	-	-	-	-	-	-	-	-	-	-	-	-	-	-	-	-	-	0	0	2	0
W. Sheppard	PS	PS	PS	-	-	-	-	-	-	-	-	-	-	-	-	-	-	-	-	-	0	0	0	0
J. Simpson	PS	PS	PS	-	-	-	-	-	-	-	-	-	-	-	-	-	-	-	-	-	0	0	0	0
B. Sims	N	N	P	-	-	-	-	-	-	-	-	-	-	-	-	-	-	-	-	-	1	0	0	2
B. Sorrell	GXGI	P	P	-	-	-	-	-	-	-	-	-	-	-	-	-	-	-	-	-	2	0	0	1
N. Stackhouse	P	P	P	-	-	-	-	-	-	-	-	-	-	-	-	-	-	-	-	-	3	0	0	0
P. Strong Jr.	NOT	PS	PS	-	-	-	-	-	-	-	-	-	-	-	-	-	-	-	-	-	0	0	0	0
Z. Tom	RT	GXGI	RT	-	-	-	-	-	-	-	-	-	-	-	-	-	-	-	-	-	2	2	0	1
C. Tune	PS	PS	PS	-	-	-	-	-	-	-	-	-	-	-	-	-	-	-	-	-	0	0	0	0
C. Valentine	CB	P	P	-	-	-	-	-	-	-	-	-	-	-	-	-	-	-	-	-	3	1	0	0
L. Van Ness	DE	P	P	-	-	-	-	-	-	-	-	-	-	-	-	-	-	-	-	-	3	1	0	0
Q. Walker	LB	LB	LB	-	-	-	-	-	-	-	-	-	-	-	-	-	-	-	-	-	3	3	0	0
R. Walker	LT	LT	LT	-	-	-	-	-	-	-	-	-	-	-	-	-	-	-	-	-	3	3	0	0
C. Watson	R/PUP	R/PUP	R/PUP	-	-	-	-	-	-	-	-	-	-	-	-	-	-	-	-	-	0	0	0	0
K. Welch	PS	PS	PS	-	-	-	-	-	-	-	-	-	-	-	-	-	-	-	-	-	0	0	0	0
D. Whelan	P	P	P	-	-	-	-	-	-	-	-	-	-	-	-	-	-	-	-	-	3	0	0	0
J. Whyte	PS	PS	PS	-	-	-	-	-	-	-	-	-	-	-	-	-	-	-	-	-	0	0	0	0
D. Wicks	P	WR	WR	-	-	-	-	-	-	-	-	-	-	-	-	-	-	-	-	-	3	2	0	0
E. Williams	P	S	S	-	-	-	-	-	-	-	-	-	-	-	-	-	-	-	-	-	3	2	0	0
J. Williams	R/PUP	R/PUP	R/PUP	-	-	-	-	-	-	-	-	-	-	-	-	-	-	-	-	-	0	0	0	0
S. Williams	P	P	P	-	-	-	-	-	-	-	-	-	-	-	-	-	-	-	-	-	3	0	0	0
M. Willis	X	X	X	-	-	-	-	-	-	-	-	-	-	-	-	-	-	-	-	-	0	0	3	0
E. Wilson	P	P	P	-	-	-	-	-	-	-	-	-	-	-	-	-	-	-	-	-	3	0	0	0
C. Wooden	DT	DT	DT	-	-	-	-	-	-	-	-	-	-	-	-	-	-	-	-	-	3	3	0	0
D. Wyatt	DT	DT	DT	-	-	-	-	-	-	-	-	-	-	-	-	-	-	-	-	-	3	3	0	0

LEGEND:

CAPS=Starter, P=Player was a substitution, GXGI=Inactive/Injury, N=On Inactive List, X=Did Not Play, NOT=Not on Roster, PS=Practice Squad, IR=Injured Reserve, IRD=Injured Reserve - Designated For Return, R/PUP=Reserve/PUP

WEEKLY INACTIVES

REGULAR SEASON

9/7/25	vs.	Detroit	Z. Anderson, W. Brinson, N. Hobbs, D. Jennings, B. Sims, B. Sorrell
9/11/25	vs.	Washington	Z. Anderson, A. Banks, W. Brinson, B. Melton, B. Sims, Z. Tom
9/21/25	at	Cleveland	W. Brinson, K. Hadden, D. Jennings

REGULAR-SEASON TOTALS: W. Brinson (3), Z. Anderson (2), D. Jennings (2), B. Sims (2), A. Banks (1), K. Hadden (1), N. Hobbs (1), B. Melton (1), B. Sorrell (1), Z. Tom (1)



Supplemental Stats



TEAM STATS

GREEN BAY PACKERS / REGULAR SEASON WEEK 3 / THROUGH SUNDAY, SEPTEMBER 21, 2025

WON 2, LOST 1				
09/07	W	27-13	Detroit	77,239
09/11	W	27-18	Washington at Cleveland	77,289
09/21	L	10-13		65,470

2025 TEAM STATISTICS

	GB	OPP.
FIRST DOWNS		
	50	46
Rushing	14	10
Passing	30	30
Penalty	6	6
Third Down-Made/Att	19/40	14/44
Third Down Efficiency	47.5%	31.8%
Fourth Down-Made/Att	1/2	5/9
Fourth Down Efficiency	50.0%	55.6%
TOTAL NET YARDS		
	900	697
Avg. Per Game	300.0	232.3
Total Plays	171	187
Avg. Per Play	5.3	3.7
NET YARDS RUSHING		
	294	193
Avg. Per Game	98.0	64.3
Total Rushes	86	60
Avg. Per Rush	3.4	3.2
NET YARDS PASSING		
	606	504
Avg. Per Game	202.0	168.0
Sacked/Yards Lost	7/57	10/63
Gross Yards	663	567
Attempts/Completions	78/53	117/76
Pct. of Completion	67.9%	65.0%
Held Intercepted	1	2
PUNTS/AVERAGE		
	12/53.5	13/47.7
Net Punting Average	43.2	41.5
PUNT RETURN/AVG.		
	8/5.1	7/12.0
KICKOFF RETURN/AVG.		
	7/24.9	10/27.4
INTERCEPTION RETURN/AVG.		
	2/0.0	1/25.0
PENALTIES/YARDS		
	28/192	20/160
FUMBLES/BALL LOST		
	1/0	0/0
TOUCHDOWNS		
	7	4
Rushing	2	1
Passing	5	3
Returns	0	0
EXTRA POINTS/ATTEMPTS		
	7/7	3/3
TWO POINT CONVERSION/ATT.		
	0/0	1/1
FIELD GOALS/ATTEMPTS		
	5/7	5/7
AVG. TIME OF POSSESSION		
	30:25	29:35

SCORE BY PERIODS	Q1	Q2	Q3	Q4	OT	PTS
TEAM	17	17	10	20	0	64
OPPONENTS	0	6	3	35	0	44
SCORING						
	TD	RU	PA	RT	K-PAT	FG 2PT S PTS
Brandon McManus	0	0	0	0	7/7	5/7 0 0 22
Josh Jacobs	2	2	0	0	0/0	0/0 0 0 12
Tucker Kraft	2	0	2	0	0/0	0/0 0 0 12
Romeo Doubs	1	0	1	0	0/0	0/0 0 0 6
John FitzPatrick	1	0	1	0	0/0	0/0 0 0 6
Jayden Reed	1	0	1	0	0/0	0/0 0 0 6
TEAM	7	2	5	0	7/7	5/7 0 0 64
OPPONENTS	4	1	3	0	3/3	5/7 1 0 44

2-PT Conv: TM 0-0, OPP 1-1

SACKS: Rashaan Gary 4.5, Devonte Wyatt 2.0, Micah Parsons 1.5, Lukas Van Ness 0.5, Karl Brooks 0.5, Barryn Sorrell 0.5, Edgering Cooper 0.5, TM 10.0, OPP 7.0

FUM/LOST: Josh Jacobs 1/0, TM 1/0, OPP 0/0

PASSING	ATT	CMP	YDS	CMP%	YDS/ATT	TD	TD%	INT	INT%	LONG	SACK	LOST	RATING
Jordan Love	78	53	663	67.9	8.5	5	6.4	1	1.3	57	7	57	110.1
TEAM	78	53	663	67.9	8.5	5	6.4	1	1.3	57	7	57	110.1
OPPONENTS	117	76	567	65.0	4.8	3	2.6	2	1.7	32	10	63	77.8

RUSHING	NO.	YDS	AVG	LONG	TD
Josh Jacobs	58	160	3.1	15	2
Jordan Love	10	34	3.4	14	0
Emanuel Wilson	7	29	4.1	9	0
Matthew Golden	5	24	4.8	9	0
Savion Williams	4	23	5.8	16	0
Tucker Kraft	1	3	3.0	3	0
Chris Brooks	1	1	1.0	1	0
TEAM	86	294	3.4	16	2
OPPONENTS	60	193	3.2	38	1

RECEIVING	TAR	NO.	YDS	AVG	LONG	TD
Tucker Kraft	15	11	169	15.4	57	2
Dontayvion Wicks	12	8	95	11.9	16	0
Romeo Doubs	11	7	121	17.3	48	1
Matthew Golden	8	6	68	11.3	34	0
Josh Jacobs	10	6	48	8.0	31	0
Chris Brooks	5	4	29	7.3	16	0
John FitzPatrick	3	3	14	4.7	9	1
Luke Musgrave	3	3	36	12.0	23	0
Jayden Reed	5	3	45	15.0	26	1
Malik Heath	1	1	37	37.0	37	0
Savion Williams	1	1	1	1.0	1	0
TEAM	74	53	663	12.5	57	5
OPPONENTS	111	76	567	7.5	32	3

INTERCEPTIONS	NO.	YDS	AVG	LONG	TD
Xavier McKinney	1	0	0.0	0	0
Evan Williams	1	0	0.0	0	0
TEAM	2	0	0.0	0	0
OPPONENTS	1	25	25.0	25	0

FUMBLES	FUM	LST	FF	REC	TD
Josh Jacobs	1	0	0	1	0
TEAM	1	0	0	1	0

PUNTING	NO.	YDS	AVG	NET	TB	IN	LG	B
Daniel Whelan	12	642	53.5	43.2	2	2	65	0
TEAM	12	642	53.5	43.2	2	2	65	0
OPPONENTS	13	620	47.7	41.5	2	5	58	0

PUNT RETURNS	RET	FC	YDS	AVG	LONG	TD
Jayden Reed	2	0	21	10.5	20	0
Matthew Golden	4	0	17	4.3	11	0
Keisean Nixon	2	0	3	1.5	3	0
TEAM	8	0	41	5.1	20	0
OPPONENTS	7	3	84	12.0	24	0

KICKOFF RETURNS	NO.	YDS	AVG	LONG	TD
Savion Williams	6	147	24.5	35	0
Emanuel Wilson	1	27	27.0	27	0
TEAM	7	174	24.9	35	0
OPPONENTS	10	274	27.4	50	0

FIELD GOALS	1-19	20-29	30-39	40-49	50+
Brandon McManus	0/0	1/1	3/3	0/2	1/1
TEAM	0/0	1/1	3/3	0/2	1/1
OPPONENTS	0/0	1/1	2/2	0/0	2/4

Brandon McManus: (34G, 38G) (48LU, 22G, 56G) (39G, 43B)
OPP: (30G, 27G) (51G, 58WL, 52RU) (35G, 55G)

DEFENSIVE STATS

2025 REGULAR SEASON GREEN BAY PACKERS DEFENSIVE STATS (THROUGH WEEK 3)

PLAYER	TKL.	AST.	COMB	TFL	SACKS/SK. YDS.	QBH	FR	FF	INT./YDS.	PD
Q. Walker	16	15	31	2	0.0/0.0	2	0	0	0/0	2
E. Cooper	17	9	26	0	0.5/5.0	2	0	0	0/0	1
J. Bullard	13	5	18	1	0.0/0.0	0	0	0	0/0	0
X. McKinney	8	6	14	0	0.0/0.0	0	0	0	1/0	2
R. Gary	8	5	13	4	4.5/35.0	7	0	0	0/0	0
E. Williams	7	6	13	0	0.0/0.0	0	0	0	1/0	1
K. Nixon	11	1	12	1	0.0/0.0	0	0	0	0/0	5
L. Van Ness	5	4	9	2	0.5/3.0	4	0	0	0/0	0
I. McDuffie	4	5	9	1	0.0/0.0	0	0	0	0/0	0
C. Wooden	4	5	9	2	0.0/0.0	1	0	0	0/0	0
M. Parsons	3	2	5	1	1.5/9.0	6	0	0	0/0	0
D. Wyatt	3	2	5	2	2.0/9.0	5	0	0	0/0	2
C. Valentine	3	1	4	0	0.0/0.0	0	0	0	0/0	0
K. Enagbare	2	2	4	0	0.0/0.0	1	0	0	0/0	0
K. Brooks	1	3	4	0	0.5/1.0	2	0	0	0/0	0
N. Hobbs	3	0	3	1	0.0/0.0	0	0	0	0/0	0
B. Sorrell	0	1	1	0	0.5/1.0	1	0	0	0/0	0
N. Stackhouse	0	1	1	0	0.0/0.0	0	0	0	0/0	0
TOTALS	108	73	181	17	10.0/63.0	31	0	0	2/0	13

DEFENSIVE SCORES

INT (0)

FR (0)

Safety (0)

SPECIAL TEAMS BIG PLAYS

FR (0)

REGULAR SEASON DEFENSIVE AND SPECIAL TEAMS STATISTICS ARE BASED ON PRESS BOX STATISTICS.

SPECIAL TEAMS STATS

2025 REGULAR SEASON SPECIAL TEAMS STATS								
PLAYER	TACKLES	SOLO	ASSISTS	FOR FUMBLES	FUMBLE REC	BLKD FG	BLKD PAT	BLKD PUNT
Nick Niemann	6	3	3	0	0	0	0	0
Chris Brooks	4	0	4	0	0	0	0	0
Isaiah McDuffie	3	2	1	0	0	0	0	0
Ty'Ron Hopper	2	2	0	0	0	0	0	0
Zayne Anderson	2	1	1	0	0	0	0	0
Kitan Oladapo	2	1	1	0	0	0	0	0
Malik Heath	1	1	0	0	0	0	0	0
Kingsley Enagbare	1	0	1	0	0	0	0	0
Xavier McKinney	1	0	1	0	0	0	0	0
Evan Williams	1	0	1	0	0	0	0	0
Savion Williams	1	0	1	0	0	0	0	0
2025 TOTALS	24	10	14	0	0	0	0	0
OPPONENTS	19	12	7	0	0	1	0	0

WEEK-BY-WEEK NFL RANKINGS

2025 REGULAR SEASON									
		OFFENSE				DEFENSE			
DATE	OPPONENT	TOTAL	RUSH	PASS	*POINTS SCORED	TOTAL	RUSH	PASS	*POINTS SCORED
09/07	Detroit	22	T-21	T-18	T-6	6	T-1	18	T-6
09/11	Washington	12	18	12	6	3	2	10	4
09/21	at Cleveland	21	20	17	18	3	3	7	1

*Points per game

PACKERS IN TEAM RANKINGS - BY SEASON

Year	NFL Offense				NFL Defense			
	Total	Rush	Pass	Points	Total	Rush	Pass	Points
GB in 2024	5	5	12	8	5	7	13	6
GB in 2023	11	15	12	12	17	28	9	10
GB in 2022	17	15	17	14	17	26	6	17t
GB in 2021	10	18	8	9t	9	11	10	13t
GB in 2020	5	8	9	1	9	13t	7	13t
GB in 2019	18	15	17	15	18	23	14	9
GB in 2018	12	22	9	14t	18	22	12	22
GB in 2017	26	17	25	21	22	17	23	26
GB in 2016	8	20	7	4	22	8	31	21
GB in 2015	23	12	25t	15	15	21	6	12
GB in 2014	6	11	8	1	15	23	10	13t
GB in 2013	3	7	6	8t	25	25	24	21t
GB in 2012	13	20	9	5	11	17	11	11
GB in 2011	3	27	3	1	32	14	32	19
GB in 2010	9	24	5	10	5	18	5	2
GB in 2009	6	14	7	3	2	1	5	7
GB in 2008	8	17	8	5	20	26	12	22t
GB in 2007	2	21	2	4	11	14	12	6t
GB in 2006	9	23	8	22t	12	13	17	25t
GB in 2005	18	30	7	22	7	23	1	19t
GB in 2004	3	10	3	5	25	14	25	23
GB in 2003	4	3	16	4	17	10	23	11
GB in 2002	12	12	10	6	12	21	3	12
GB in 2001	6	21	3	5	12	16	15	4t
GB in 2000	15	23	8	10t	15	8	19	14
GB in 1999	9	21	7	10	19	22	18	20t
GB in 1998	5	25	3	6	4	4	10	12
GB in 1997	4	12	3	2	7	20	8	5
GB in 1996	5	11	5	1	1	4	1	1
GB in 1995	7	26	3	6	14	7	21	5
GB in 1994	9	19	9	4	6	3	15	5t
GB in 1993	19	22	18	6	2	8	7	8t
GB in 1992	15	21	9	17	23	16	23	15

OPPONENT STATS

DALLAS COWBOYS / REGULAR SEASON WEEK 3 / THROUGH SUNDAY, SEPTEMBER 21, 2025

WON 1, LOST 2

09/04	L	20-24	at Philadelphia	69,879
09/14	W	40-37 (OT)	N.Y. Giants	92,781
09/21	L	14-31	at Chicago	58,389

2025 TEAM STATISTICS

	DAL	OPP.
FIRST DOWNS	77	61
Rushing	21	27
Passing	41	32
Penalty	15	2
Third Down-Made/Att	16/36	22/41
Third Down Efficiency	44.4%	53.7%
Fourth Down-Made/Att	3/5	2/3
Fourth Down Efficiency	60.0%	66.7%
TOTAL NET YARDS	1,181	1,193
Avg. Per Game	393.7	397.7
Total Plays	206	184
Avg. Per Play	5.7	6.5
NET YARDS RUSHING	375	329
Avg. Per Game	125.0	109.7
Total Rushes	70	88
Avg. Per Rush	5.4	3.7
NET YARDS PASSING	806	864
Avg. Per Game	268.7	288.0
Sacked/Yards Lost	5/35	4/36
Gross Yards	841	900
Attempts/Completions	131/93	92/68
Pct. of Completion	71.0%	73.9%
Had Intercepted	4	1
PUNTS/AVERAGE	8/47.5	10/45.7
Net Punting Average	38.9	42.7
PUNT RETURN/AVG.	3/10.0	5/13.8
KICKOFF RETURN/AVG.	18/22.4	10/23.4
INTERCEPTION RETURN/AVG.	1/0.0	4/0.0
PENALTIES/YARDS	20/173	29/311
FUMBLES/BALL LOST	3/2	1/0
TOUCHDOWNS	7	11
Rushing	4	4
Passing	3	7
Returns	0	0
EXTRA POINTS/ATTEMPTS	6/6	11/11
TWO POINT CONVERSION/ATT.	1/1	0/0
FIELD GOALS/ATTEMPTS	8/8	5/5
AVG. TIME OF POSSESSION	30:02	29:58

SCORE BY PERIODS	Q1	Q2	Q3	Q4	OT	PTS
TEAM	10	34	7	20	3	74
OPPONENTS	27	31	13	21	0	92

SCORING	TD	RU	PA	RT	K-PAT	FG	2PT	S	PTS
B. Aubrey	0	0	0	0	6/6	8/8	0	0	30
J. Williams	3	3	0	0	0/0	0/0	0	0	18
G. Pickens	2	0	2	0	0/0	0/0	0	0	12
M. Sanders	1	1	0	0	0/0	0/0	0	0	6
K. Turpin	1	0	1	0	0/0	0/0	0	0	6
J. Tolbert	0	0	0	0	0/0	1/1	0	2	2
TEAM	7	4	3	0	6/6	8/8	1	0	74
OPPONENTS	11	4	7	0	11/11	5/5	0	0	92

2-PT Conv: J. Tolbert 1, TM 1-1, OPP 0-0

SACKS: M. Kneeland 1.0, K. Clark 1.0, J. Houston 1.0, TM 3.0, OPP 5.0 FUM/LOST:

M. Sanders 1/1, J. Williams 1/1, D. Prescott 1/0, TM 3/2, OPP 1/0

PASSING	ATT	CMP	YDS	CMP%	YDS/ATT	TD	TD%	INT	INT%	LONG	SACK	LOST	RATING
D. Prescott	126	90	800	71.4	6.3	3	2.4	3	2.4	37	5	35	86.1
J. Milton	5	3	41	60.0	8.2	0	0.0	1	20.0	24	0	0	46.7
TEAM	131	93	841	71.0	6.4	3	2.3	4	3.1	37	5	35	82.9
OPPONENTS	92	68	900	73.9	9.8	7	7.6	1	1.1	65t	4	36	125.3

RUSHING	NO.	YDS	AVG	LONG	TD
J. Williams	43	227	5.3	30t	3
M. Sanders	18	109	6.1	49	1
D. Prescott	4	20	5.0	14	0
K. Turpin	5	19	3.8	7	0
TEAM	70	375	5.4	49	4
OPPONENTS	88	329	3.7	24	4

RECEIVING	TAR	NO.	YDS	AVG	LONG	TD
J. Ferguson	32	27	183	6.8	19	0
C. Lamb	24	16	222	13.9	33	0
G. Pickens	22	13	166	12.8	27	2
J. Williams	15	13	59	4.5	11	0
J. Tolbert	12	6	40	6.7	12	0
K. Turpin	9	8	129	16.1	37	1
M. Sanders	6	6	13	2.2	6	0
L. Schoonmaker	4	1	5	5.0	5	0
R. Flournoy	3	2	21	10.5	11	0
B. Spann-Ford	2	1	3	3.0	3	0
TEAM	129	93	841	9.0	37	3
OPPONENTS	87	67	904	13.5	65t	7

INTERCEPTIONS	NO.	YDS	AVG	LONG	TD
D. Wilson	1	0	0.0	0	0
TEAM	1	0	0.0	0	0
OPPONENTS	4	0	0.0	0	0

FUMBLES	FUM	LST	FF	REC	TD
M. Sanders	1	1	0	0	0
J. Williams	1	1	0	0	0
D. Prescott	1	0	0	1	0
TEAM	3	2	0	1	0
OPPONENTS	1	0	0	0	0

PUNTING	NO.	YDS	AVG	NET	TB	IN	LG	B
B. Anger	8	380	47.5	38.9	0	3	60	0
TEAM	8	380	47.5	38.9	0	3	60	0
OPPONENTS	10	457	45.7	42.7	0	3	51	0

PUNT RETURNS	RET	FC	YDS	AVG	LONG	TD
K. Turpin	3	2	30	10.0	19	0
J. Tolbert	0	1	0	0.0	0	0
TEAM	3	3	30	10.0	19	0
OPPONENTS	5	3	69	13.8	21	0

KICKOFF RETURNS	NO.	YDS	AVG	LONG	TD
K. Turpin	10	230	23.0	31	0
J. Tolbert	5	105	21.0	30	0
M. Sanders	3	68	22.7	24	0
TEAM	18	403	22.4	31	0
OPPONENTS	10	234	23.4	30	0

FIELD GOALS	1-19	20-29	30-39	40-49	50+
B. Aubrey	0/0	0/0	1/1	3/3	4/4
TEAM	0/0	0/0	1/1	3/3	4/4
OPPONENTS	0/0	0/0	4/4	0/0	1/1

B. Aubrey: (41G, 53G) (51G, 44G, 64G, 46G) (53G, 33G)

OPP: (58G) (38G, 33G, 33G) (30G)

STATS MATCH-UP: PLAYERS

GREEN BAY			DALLAS		
	PLAYER	STAT		PLAYER	STAT
OFFENSIVE			OFFENSIVE		
Passing Yards	Jordan Love	663	Passing Yards	Dak Prescott	800
Passing Attempts	Jordan Love	78	Passing Attempts	Dak Prescott	126
Passing Completions	Jordan Love	53	Passing Completions	Dak Prescott	90
Completion Pct.	Jordan Love	67.9%	Completion Pct.	Dak Prescott	71.4%
Passing TDs	Jordan Love	5	Passing TDs	Dak Prescott	3
Rushing Yards	Josh Jacobs	180	Rushing Yards	Javonte Williams	227
Rushing Avg.	Savion Williams	12	Rushing Avg.	Miles Sanders	13
Rushing TDs	Josh Jacobs	2	Rushing TDs	Javonte Williams	3
Receptions	Tucker Kraft	11	Receptions	Jake Ferguson	27
Receiving Yards	Tucker Kraft	169	Receiving Yards	CeeDee Lamb	222
Avg. Yards-Per-Rec	Romeo Doubs	17.3	Avg. Yards-Per-Rec	KaVontae Turpin	16.1
Receiving TDs	Tucker Kraft	2	Receiving TDs	George Pickens	2
Points	Brandon McManus	22	Points	Brandon Aubrey	30
DEFENSIVE			DEFENSIVE		
Sacks/Yards	Rashan Gary	4.5/35.0	Sacks/Yards	James Houston Marshawn Kneeland Kenny Clark	1.0/5.0
Int/Yards/Longest	Xavier McKinney Evan Williams	1/0/0	Int/Yards/Longest	Donovan Wilson	1/0/0
Solo/Assists/Tackles	Quay Walker	16/15/31	Solo/Assists/Tackles	Jack Sanborn	10/15/25
Quarterback Hits	Rashan Gary	7	Quarterback Hits	Kenny Clark	10
Passes Defensed	Keisean Nixon	5	Passes Defensed	Donovan Wilson	2
Tackles for Loss	Rashan Gary	4	Tackles for Loss	Marshawn Kneeland Reddy Steward Kenneth Murray	2
SPECIAL TEAMS			SPECIAL TEAMS		
ST Tackles	Nick Niemann	3	ST Tackles	Ryan Flournoy Damone Clark	2
KO Returns	Savion Williams	6	KO Returns	KaVontae Turpin	10
KO Returns Yards (avg)	Savion Williams	147 (24.5)	KO Returns Yards (avg)	KaVontae Turpin	230 (23.0)
Punt Returns	Matthew Golden	4	Punt Returns	KaVontae Turpin	3
Punt Returns Yards (avg)	Jayden Reed	21 (10.5)	Punt Returns Yards (avg)	KaVontae Turpin	30 (10.0)
Field Goals Made/Att	Brandon McManus	5/7 (71.4%)	Field Goals Made/Att	Brandon Aubrey	8/8 (100.0%)
Punts	Daniel Whelan	12	Punts	Bryan Anger	8
Punt Yards (Avg/Net Avg)	Daniel Whelan	642 (53.5/43.2)	Punt Yards (Avg/Net Avg)	Bryan Anger	380 (47.5/38.9)

OFFENSE - TEAM STATS - GAME-BY-GAME

2025 REGULAR SEASON PACKERS GAME-BY-GAME OFFENSE																		
	09/07	09/11	09/21	09/28	10/12	10/19	10/26	11/02	11/10	11/16	11/23	11/27	12/07	12/14	12/20	12/27	01/04	
	@		@			@				@		@		@			@	Totals
	DET	WAS	CLE	DAL	CIN	ARI	PIT	CAR	PHI	NYG	MIN	DET	CHI	DEN	CHI	BAL	MIN	
FIRST DOWNS																		
Total	14	22	14															50
Rushing	4	6	4															14
Passing	8	14	8															30
Penalty	2	2	2															6
THIRD DOWNS																		
Attempts	10	12	18															40
Converted	4	5	10															19
Percentage	40.0%	41.7%	55.6%															47.5%
FOURTH DOWNS																		
Attempts	1	1	0															2
Converted	1	0	0															1
Percentage	100.0%	0.0%	0															50.0%
TOT. OFFENSE																		
Net Yards	266	404	230															900
Plays	47	63	61															171
Avg./Play	5.7	6.4	3.8															5.3
RUSHING																		
Net Yards	78	135	81															294
Rush. Att.	25	30	31															86
Avg./Att.	3.1	4.5	2.6															3.4
PASSING																		
Net Yards	188	269	149															606
Attempts	22	31	25															78
Completions	16	19	18															53
Intercepted	0	0	1															1
Gross Yards	188	292	183															663
Sacked	0.0	2.0	5.0															7.0
Yards Lost	0	23	34															57
ADVANCES																		
Rushes	25	30	31															86
Completions	16	19	18															53
Totals	41	49	49															139
Total Drives	9	12	10															31
PENALTIES																		
Number	4	10	14															28
Yards	40	77	75															192
FUMBLES																		
Number	0	0	1															1
Lost	0	0	0															0
PUNTING																		
Yards	164	213	265															642
Punts	3	4	5															12
Net Avg.	48.3	35.8	46.0															43.2
Gross Avg.	54.7	53.3	53.0															53.5
SCORING																		
Points	27	27	10															64
Q1	10	7	0															17
Q2	7	7	3															17
Q3	0	3	7															10
Q4	10	10	0															20
OT	0	0	0															0
TD Rushing	1	1	0															2
TD Passing	2	2	1															5
TD KO Returns	0	0	0															0
TD Punt Returns	0	0	0															0
TD Sp. Teams	0	0	0															0
TD Def. Returns	0	0	0															0
FG Attempts	2	3	2															7
FG Made	2	2	1															5
Safety	0	0	0															0
2-Pt Attempts	0	0	0															0
2-Pt Made	0	0	0															0
TOP	24:35	32:26	34:14															30:25

DEFENSE - TEAM STATS - GAME-BY-GAME

2025 REGULAR SEASON PACKERS GAME-BY-GAME DEFENSE																	
	09/07	09/11	09/21	09/28	10/12	10/19	10/26	11/02	11/10	11/16	11/23	11/27	12/07	12/14	12/20	12/27	01/04
	DET	WAS	CLE	@ DAL	CIN	@ ARI	@ PIT	CAR	PHI	@ NYG	MIN	@ DET	CHI	DEN	@ CHI	BAL	@ MIN
FIRST DOWNS																	
Total	16	15	15														46
Rushing	2	3	5														10
Passing	13	10	7														30
Penalty	1	2	3														6
THIRD DOWNS																	
Attempts	15	16	13														44
Converted	5	5	4														14
Percentage	33.3%	31.3%	30.8%														31.8%
FOURTH DOWNS																	
Attempts	4	3	2														9
Converted	3	1	1														5
Percentage	75.0%	33.3%	50.0%														55.6%
TOT. OFFENSE																	
Net Yards	246	230	221														697
Plays	65	65	57														187
Avg./Play	3.8	3.5	3.9														3.7
RUSHING																	
Net Yards	46	51	96														193
Rush. Att.	22	19	19														60
Avg./Att.	2.1	2.7	5.1														3.2
PASSING																	
Net Yards	200	179	125														504
Attempts	39	42	36														117
Completions	31	24	21														76
Intercepted	1	0	1														2
Gross Yards	225	200	142														567
Sacked	4.0	4.0	2.0														10.0
Yards Lost	25	21	17														63
ADVANCES																	
Rushes	22	19	19														60
Completions	31	24	21														76
Totals	53	43	40														136
Total Drives	9	11	10														30
PENALTIES																	
Number	7	5	8														20
Yards	40	30	90														160
FUMBLES																	
Number	0	0	0														0
Lost	0	0	0														0
PUNTING																	
Yards	142	187	291														620
Punts	3	4	6														13
Net Avg.	36.7	46.5	40.5														41.5
Gross Avg.	47.3	46.8	48.5														47.7
SCORING																	
Points	13	18	13														44
Q1	0	0	0														0
Q2	3	3	0														6
Q3	3	0	0														3
Q4	7	15	13														35
OT	0	0	0														0
TD Rushing	0	0	1														1
TD Passing	1	2	0														3
TD KO Returns	0	0	0														0
TD Punt Returns	0	0	0														0
TD Sp. Teams	0	0	0														0
TD Def. Returns	0	0	0														0
FG Attempts	2	3	2														7
FG Made	2	1	2														5
Safety	0	0	0														0
2-Pt Attempts	0	1	0														1
2-Pt Made	0	1	0														1
TOP	35:25	27:34	25:46														29:35



SACKS / QB HITS / PASSES DEFENSED

2025 REGULAR SEASON

QUARTERBACK SACKS

DATE	OPPONENT	SACKS	YARDS	PLAYERS
09/07	Detroit	4.0	25	Rashan Gary 1.5-10.0, Micah Parsons 1.0-4.0, Devonte Wyatt 1.0-8.0, Lukas Van Ness 0.5-3.0
09/11	Washington	4.0	21	Rashan Gary 1.0-8.0, Devonte Wyatt 1.0-1.0, Karl Brooks 0.5-1.0, Edgerrin Cooper 0.5-5.0, Micah Parsons 0.5-5.0, Barryn Sorrell 0.5-1.0
09/21	at Cleveland	2.0	17	Rashan Gary 2.0-17.0
09/28	at Dallas	--	--	
10/12	Cincinnati	--	--	
10/19	at Arizona	--	--	
10/26	at Pittsburgh	--	--	
11/02	Carolina	--	--	
11/10	Philadelphia	--	--	
11/16	at N.Y. Giants	--	--	
11/23	Minnesota	--	--	
11/27	at Detroit	--	--	
12/07	Chicago	--	--	
12/14	at Denver	--	--	
12/20	at Chicago	--	--	
12/27	Baltimore	--	--	
01/04	at Minnesota	--	--	
TOTALS		10.0	63	RASHAN GARY 4.5-35.0, DEVONTE WYATT 2.0-9.0, MICAH PARSONS 1.5-9.0, KARL BROOKS 0.5-1.0, EDGERRIN COOPER 0.5-5.0, BARRYN SORRELL 0.5-1.0, LUKAS VAN NESS 0.5-3.0

QUARTERBACK HITS

DATE	OPPONENT	QBH	PLAYERS
09/07	Detroit	9	Rashan Gary 3, Devonte Wyatt 3, Micah Parsons 1, Lukas Van Ness 1, Colby Wooden 1
09/11	Washington	12	Micah Parsons 3, Edgerrin Cooper 2, Devonte Wyatt 2, Karl Brooks 1, Rashan Gary 1, Barryn Sorrell 1, Lukas Van Ness 1, Quay Walker 1
09/21	at Cleveland	10	Rashan Gary 3, Micah Parsons 2, Lukas Van Ness 2, Karl Brooks 1, Kingsley Enagbare 1, Quay Walker 1
09/28	at Dallas	--	
10/12	Cincinnati	--	
10/19	at Arizona	--	
10/26	at Pittsburgh	--	
11/02	Carolina	--	
11/10	Philadelphia	--	
11/16	at N.Y. Giants	--	
11/23	Minnesota	--	
11/27	at Detroit	--	
12/07	Chicago	--	
12/14	at Denver	--	
12/20	at Chicago	--	
12/27	Baltimore	--	
01/04	at Minnesota	--	
TOTALS		31	RASHAN GARY 7, MICAH PARSONS 6, DEVONTE WYATT 5, LUKAS VAN NESS 4, KARL BROOKS 2, EDGERRIN COOPER 2, QUAY WALKER 2, KINGSLEY ENAGBARE 1, BARRYN SORRELL 1, COLBY WOODEN 1

PASSES DEFENSED

DATE	OPPONENT	PD	PLAYERS
09/07	Detroit	2	Quay Walker 1, Evan Williams 1
09/11	Washington	8	Keisean Nixon 5, Devonte Wyatt 2, Xavier McKinney 1
09/21	at Cleveland	3	Edgerrin Cooper 1, Xavier McKinney 1, Quay Walker 1
09/28	at Dallas	--	
10/12	Cincinnati	--	
10/19	at Arizona	--	
10/26	at Pittsburgh	--	
11/02	Carolina	--	
11/10	Philadelphia	--	
11/16	at N.Y. Giants	--	
11/23	Minnesota	--	
11/27	at Detroit	--	
12/07	Chicago	--	
12/14	at Denver	--	
12/20	at Chicago	--	
12/27	Baltimore	--	
01/04	at Minnesota	--	
TOTALS		13	KEISEAN NIXON 5, XAVIER MCKINNEY 2, QUAY WALKER 2, DEVONTE WYATT 2, EDGERRIN COOPER 1, EVAN WILLIAMS 1



INTERCEPTIONS - FUMBLES

INTERCEPTIONS		(AS OF SEP 23, 2025, 11:13 AM CDT)	2025 : REGULAR SEASON
PACKERS INTERCEPTIONS			
PLAYERS	TIMES	WHERE/WHEN	
Xavier McKinney	1	1 at Cleveland - (9/21)	
Evan Williams	1	1 Detroit - (9/7)	
2025 TOTALS	2		

(AS OF SEP 23, 2025, 11:13 AM CDT)				2025 : REGULAR SEASON	
PLAYER	FUMBLES	LOST	OWN RECOVERED	OWN REC YARDS	FUMBLED GAMES
Josh Jacobs	1	0	1	0	0 - at Cleveland (9/21);
2025 TOTALS	1	0	1	0	--

INDIVIDUAL GXG STATS: PASSING

2025 REGULAR SEASON INDIVIDUAL GAME-BY-GAME STATS														
PASSING:		JORDAN LOVE												
DATE	OPP.	ATT	CMP	YDS	CMP%	Y/A	Y/C	TD	TD%	INT	INT%	LG	SK/YD	RATE
09/07	Detroit	22	16	188	72.7%	8.5	11.8	2	9.1%	0	0.0%	48	0/0	128.6
09/11	Washington	31	19	292	61.3%	9.4	15.4	2	6.5%	0	0.0%	57	2/23	113.9
09/21	at Cleveland	25	18	183	72.0%	7.3	10.2	1	4.0%	1	4.0%	34	5/34	89.2
09/28	at Dallas													
10/12	Cincinnati													
10/19	at Arizona													
10/26	at Pittsburgh													
11/02	Carolina													
11/10	Philadelphia													
11/16	at N.Y. Giants													
11/23	Minnesota													
11/27	at Detroit													
12/07	Chicago													
12/14	at Denver													
12/20	at Chicago													
12/27	Baltimore													
01/04	at Minnesota													
TOTALS		78	53	663	67.9%	8.5	12.5	5	6.4%	1	1.3%	57	7/57	110.1
CAREER TOTALS		1,165	743	8,817	63.8%	7.6	0.0	65	5.6%	26	2.2%	77	54/417	96.1

INDIVIDUAL GXG STATS: RUSHING

2025 REGULAR SEASON INDIVIDUAL GAME-BY-GAME STATS																
RUSHING:		CHRIS BROOKS					MATTHEW GOLDEN					JOSH JACOBS				
DATE	OPP.	NO.	YDS	AVG	LG	TD	NO.	YDS	AVG	LG	TD	NO.	YDS	AVG	LG	TD
09/07	Detroit	1	1	1.0	1	0	0	0	0.0	--	0	19	66	3.5	15	1
09/11	Washington	0	0	0.0	--	0	2	15	7.5	9	0	23	84	3.7	10	1
09/21	at Cleveland	0	0	0.0	--	0	3	9	3.0	4	0	16	30	1.9	7	0
09/28	at Dallas															
10/12	Cincinnati															
10/19	at Arizona															
10/26	at Pittsburgh															
11/02	Carolina															
11/10	Philadelphia															
11/16	at N.Y. Giants															
11/23	Minnesota															
11/27	at Detroit															
12/07	Chicago															
12/14	at Denver															
12/20	at Chicago															
12/27	Baltimore															
01/04	at Minnesota															
TOTALS		1	1	1.0	1	0	5	24	4.8	9	0	58	180	3.1	15	2
CAREER TOTALS		56	290	5.2	52	1	5	24	4.8	9	0	1,664	7,054	4.2	861	63

RUSHING:		TUCKER KRAFT					JORDAN LOVE					SAVION WILLIAMS				
DATE	OPP.	NO.	YDS	AVG	LG	TD	NO.	YDS	AVG	LG	TD	NO.	YDS	AVG	LG	TD
09/07	Detroit	1	3	3.0	3	0	3	4	1.3	3	0	0	0	0.0	--	0
09/11	Washington	0	0	0.0	--	0	3	12	4.0	14	0	2	24	12.0	16	0
09/21	at Cleveland	0	0	0.0	--	0	4	18	4.5	10	0	2	-1	-0.5	2	0
09/28	at Dallas															
10/12	Cincinnati															
10/19	at Arizona															
10/26	at Pittsburgh															
11/02	Carolina															
11/10	Philadelphia															
11/16	at N.Y. Giants															
11/23	Minnesota															
11/27	at Detroit															
12/07	Chicago															
12/14	at Denver															
12/20	at Chicago															
12/27	Baltimore															
01/04	at Minnesota															
TOTALS		1	3	3.0	3	0	10	34	3.4	14	0	4	23	5.8	16	0
CAREER TOTALS		4	9	2.3	3	0	98	390	4.0	37	5	4	23	5.8	16	0

RUSHING:		EMANUEL WILSON				
DATE	OPP.	NO.	YDS	AVG	LG	TD
09/07	Detroit	1	4	4.0	4	0
09/11	Washington	0	0	0.0	--	0
09/21	at Cleveland	6	25	4.2	9	0
09/28	at Dallas					
10/12	Cincinnati					
10/19	at Arizona					
10/26	at Pittsburgh					
11/02	Carolina					
11/10	Philadelphia					
11/16	at N.Y. Giants					
11/23	Minnesota					
11/27	at Detroit					
12/07	Chicago					
12/14	at Denver					
12/20	at Chicago					
12/27	Baltimore					
01/04	at Minnesota					
TOTALS		7	29	4.1	9	0
CAREER TOTALS		124	616	5.0	31	4



INDIVIDUAL GXG STATS: RECEIVING

2025 REGULAR SEASON INDIVIDUAL GAME-BY-GAME STATS

RECEIVING:	CHRIS BROOKS					ROMEO DOUBS					JOHN FITZPATRICK				
DATE OPP.	NO.	YDS	AVG	LG	TD	NO.	YDS	AVG	LG	TD	NO.	YDS	AVG	LG	TD
09/07 Detroit	1	2	2.0	2	0	2	68	34.0	48	0	1	2	2.0	2	0
09/11 Washington	3	27	9.0	16	0	3	28	9.3	17	1	0	0	0.0	--	0
09/21 at Cleveland	0	0	0.0	--	0	2	25	12.5	16	0	2	12	6.0	9	1
09/28 at Dallas															
10/12 Cincinnati															
10/19 at Arizona															
10/26 at Pittsburgh															
11/02 Carolina															
11/10 Philadelphia															
11/16 at N.Y. Giants															
11/23 Minnesota															
11/27 at Detroit															
12/07 Chicago															
12/14 at Denver															
12/20 at Chicago															
12/27 Baltimore															
01/04 at Minnesota															
TOTALS	4	29	7.3	16	0	7	121	17.3	48	1	3	14	4.7	9	1
CAREER TOTALS	15	98	6.5	16	0	154	1,821	11.8	48	16	5	28	5.6	12	1

RECEIVING:	MATTHEW GOLDEN					MALIK HEATH					JOSH JACOBS				
DATE OPP.	NO.	YDS	AVG	LG	TD	NO.	YDS	AVG	LG	TD	NO.	YDS	AVG	LG	TD
09/07 Detroit	2	16	8.0	11	0	0	0	0.0	--	0	1	4	4.0	4	0
09/11 Washington	0	0	0.0	--	0	1	37	37.0	37	0	0	0	0.0	--	0
09/21 at Cleveland	4	52	13.0	34	0	0	0	0.0	--	0	5	44	8.8	31	0
09/28 at Dallas															
10/12 Cincinnati															
10/19 at Arizona															
10/26 at Pittsburgh															
11/02 Carolina															
11/10 Philadelphia															
11/16 at N.Y. Giants															
11/23 Minnesota															
11/27 at Detroit															
12/07 Chicago															
12/14 at Denver															
12/20 at Chicago															
12/27 Baltimore															
01/04 at Minnesota															
TOTALS	6	68	11.3	34	0	1	37	37.0	37	0	6	48	8.0	31	0
CAREER TOTALS	6	68	11.3	34	0	26	259	10.0	41	3	239	1,838	7.7	49	1

RECEIVING:	TUCKER KRAFT					LUKE MUSGRAVE					JAYDEN REED				
DATE OPP.	NO.	YDS	AVG	LG	TD	NO.	YDS	AVG	LG	TD	NO.	YDS	AVG	LG	TD
09/07 Detroit	2	16	8.0	15	1	1	4	4.0	4	0	3	45	15.0	26	1
09/11 Washington	6	124	20.7	57	1	2	32	16.0	23	0	0	0	0.0	--	0
09/21 at Cleveland	3	29	9.7	18	0	0	0	0.0	--	0	INJURED RESERVE				
09/28 at Dallas															
10/12 Cincinnati															
10/19 at Arizona															
10/26 at Pittsburgh															
11/02 Carolina															
11/10 Philadelphia															
11/16 at N.Y. Giants															
11/23 Minnesota															
11/27 at Detroit															
12/07 Chicago															
12/14 at Denver															
12/20 at Chicago															
12/27 Baltimore															
01/04 at Minnesota															
TOTALS	11	169	15.4	57	2	3	36	12.0	23	0	3	45	15.0	26	1
CAREER TOTALS	92	1,231	13.4	67	11	44	433	9.8	37	1	122	1,695	13.9	70	15



INDIVIDUAL GXG STATS: RECEIVING

RECEIVING:		DONTAYVION WICKS					SAVION WILLIAMS				
DATE	OPP.	NO.	YDS	AVG	LG	TD	NO.	YDS	AVG	LG	TD
09/07	Detroit	2	30	15.0	16	0	1	1	1.0	1	0
09/11	Washington	4	44	11.0	14	0	0	0	0.0	--	0
09/21	at Cleveland	2	21	10.5	16	0	0	0	0.0	--	0
09/28	at Dallas										
10/12	Cincinnati										
10/19	at Arizona										
10/26	at Pittsburgh										
11/02	Carolina										
11/10	Philadelphia										
11/16	at N.Y. Giants										
11/23	Minnesota										
11/27	at Detroit										
12/07	Chicago										
12/14	at Denver										
12/20	at Chicago										
12/27	Baltimore										
01/04	at Minnesota										
TOTALS		8	95	11.9	16	0	1	1	1.0	1	0
CAREER TOTALS		86	1,091	12.7	36	9	1	1	1.0	1	0

INDIVIDUAL GXG STATS: DEFENSIVE

2025 REGULAR SEASON INDIVIDUAL DEFENSIVE GAME-BY-GAME STATS																																										
		KARL BROOKS												JAVON BULLARD												EDGERRIN COOPER																
DATE	OPP.	S	A	K	DL	TLV	S	SK	SV	INT	RR	F	P	PD	S	A	K	DL	TLV	S	SK	SV	INT	RR	F	P	PD	S	A	K	DL	TLV	S	SK	SV	INT	RR	F	P	PD		
09/07	Detriot	0	0	0	0	0	0	0	0	0	0	0	0	0	7	2	9	0	0	0	0	0	0	0	0	0	0	8	4	12	0	0	0	0	0	0	0	0	0	0	0	
09/11	Washington	0	3	3	0	0	0	0	0	0	0	0	1	0	5	0	5	0	0	0	0	0	0	0	0	0	0	7	3	10	0	0	0	0	0	0	0	0	0	0	2	0
09/21	at Cleveland	1	0	1	0	0	0	0	0	0	0	0	1	0	1	3	4	1	4	0	0	0	0	0	0	0	0	2	2	4	0	0	0	0	0	0	0	0	0	0	0	1
09/28	at Dallas																																									
10/12	Cincinnati																																									
10/19	at Arizona																																									
10/26	at Pittsburgh																																									
11/02	Carolina																																									
11/10	Philadelphia																																									
11/16	at N.Y. Giants																																									
11/23	Minnesota																																									
11/27	at Detroit																																									
12/07	Chicago																																									
12/14	at Denver																																									
12/20	at Chicago																																									
12/27	Baltimore																																									
01/04	at Washington																																									
TOTALS		1	3	4	0	0	0	0	0	0	0	0	2	0	13	5	18	1	4	0	0	0	0	0	0	0	0	17	9	26	0	0	0	0	0	0	0	0	0	2	1	
CAREER TOTALS		27	21	48	10	58	8	0	5	4	5	0	5	2	70	33	103	3	10	0	0	0	0	0	0	0	1	65	38	103	13	53	4	0	37.5	1	2	1	9	5		

		KINGSLEY ENAGBARE												RASHAN GARY												NATE HOBBS												
DATE	OPP.	S	A	TK	TFL	TFly	SK	SKY	INT	FR	FF	PR	PD	S	A	TK	TFL	TFly	SK	SKY	INT	FR	FF	PR	PD	S	A	TK	TFL	TFly	SK	SKY	INT	FR	FF	PR	PD	
09/07	Detroit	0	2	2	0	0	0.0	0.0	0	0	0	0	0	0	3	4	7	1	7	15	10.0	0	0	0	3	0	INACTIVE/INJURY											
09/11	Washington	2	0	2	0	0	0.0	0.0	0	0	0	0	0	0	2	1	3	1	8	1.0	8.0	0	0	0	1	0	1	0	1	0	0.0	0.0	0	0	0	0	0	0
09/21	at Cleveland	0	0	0	0	0	0.0	0.0	0	0	0	0	1	0	3	0	3	2	17	2.0	17.0	0	0	0	0	3	2	0	2	1	1	0.0	0.0	0	0	0	0	0
09/28	at Dallas																																					
10/12	Cincinnati																																					
10/19	at Arizona																																					
10/26	at Pittsburgh																																					
11/02	Carolina																																					
11/10	Philadelphia																																					
11/16	at N.Y. Giants																																					
11/23	Minnesota																																					
11/27	at Detroit																																					
12/07	Chicago																																					
12/14	at Denver																																					
12/20	at Chicago																																					
12/27	at Baltimore																																					
01/04	at Minnesota																																					
TOTALS		2	2	4	0	0	0.0	0.0	0	0	0	0	1	0	8	5	13	4	32	4.5	35.0	0	0	0	7	0	3	0	3	1	1	0.0	0.0	0	0	0	0	0
CAREER TOTALS		62	46	108	19	76	9.5	53.5	0	1	3	23	4	138	110	248	43	255	43.5	284.5	0	7	6	102	5	202	79	281	15	46	3.0	21.0	3	1	3	8	19	

		ISAIAH MCDOUFFIE												XAVIER MCKINNEY												KEISEAN NIXON												
DATE	OPP.	S	A	TK	TFL	TFLY	SK	SKY	INT	FR	FF	PR	PD	S	A	TK	TFL	TFLY	SK	SKY	INT	FR	FF	PR	PD	S	A	TK	TFL	TFLY	SK	SKY	INT	FR	FF	PR	PD	
09/07	Detroit	1	2	3	0	0	0.0	0.0	0	0	0	0	0	3	2	5	0	0	0.0	0.0	0	0	0	0	0	0	5	1	6	1	6	0.0	0.0	0	0	0	0	0
09/11	Washington	1	0	1	0	0	0.0	0.0	0	0	0	0	0	3	0	3	0	0	0.0	0.0	0	0	0	0	1	2	0	2	0	0	0.0	0.0	0	0	0	0	0	5
09/21	at Cleveland	2	3	5	1	2	0.0	0.0	0	0	0	0	0	2	4	6	0	0	0.0	0.0	1	0	0	0	1	4	0	4	0	0	0.0	0.0	0	0	0	0	0	0
09/28	at Dallas																																					
10/12	Cincinnati																																					
10/19	at Arizona																																					
10/26	at Pittsburgh																																					
11/02	Carolina																																					
11/10	Philadelphia																																					
11/16	at N.Y. Giants																																					
11/23	Minnesota																																					
11/27	at Detroit																																					
12/07	Chicago																																					
12/14	at Denver																																					
12/20	at Chicago																																					
12/27	Baltimore																																					
01/04	at Minnesota																																					
TOTALS		4	5	9	1	2	0.0	0.0	0	0	0	0	0	8	6	14	0	0	0.0	0.0	1	0	0	0	2	11	1	12	1	6	0.0	0.0	0	0	0	0	0	5
CAREER TOTALS		118	97	215	9	13	1.0	5.0	0	0	1	6	4	245	131	376	8	27	2.5	19.0	18	3	2	3	40	159	57	216	13	50	3.5	23.0	3	0	4	9	21	

		MICAH PARSONS												BARRYN SORRELL												NAZIR STACKHOUSE																
DATE	OPP.	S	A	TK	TFL	TFLY	SK	SKY	INT	FR	FF	PR	PD	S	A	TK	TFL	TFLY	SK	SKY	INT	FR	FF	PR	PD	S	A	TK	TFL	TFLY	SK	SKY	INT	FR	FF	PR	PD					
09/07	Detroit	1	0	1	1	4	1.0	4.0	0	0	0	1	1	INACTIVE/INJURY										0	1	1	0	0	0	0	0	0	1	1	0	0	0.0	0	0	0	0	0
09/11	Washington	0	2	2	0	0	0.5	5.0	0	0	0	3	0	0	1	1	0	0	0.5	1.0	0	0	0	1	0	0	0	0	0	1	0	0	0.0	0	0	0	0	0	0			
09/21	at Cleveland	2	0	2	0	0	0.0	0.0	0	0	0	2	0	0	0	0	0	0	0.0	0	0	0	0	0	0	0	0	0	0	0	0	0.0	0	0	0	0	0	0				
09/28	at Dallas													0	0	0	0	0	0.0	0	0	0	0	0	0	0	0	0	0	0	0	0.0	0	0	0	0	0	0				
10/12	Cincinnati																																									
10/19	at Arizona																																									
10/26	at Pittsburgh																																									
11/02	Carolina																																									
11/10	Philadelphia																																									
11/16	at N.Y. Giants																																									
11/23	Minnesota																																									
11/27	at Detroit																																									
12/07	Chicago																																									
12/14	at Denver																																									
12/20	at Chicago																																									
12/27	Baltimore																																									
01/04	at Minnesota																																									
TOTALS		3	2	5	1	4	1.5	9.0	0	0	0	6	0	0	1	1	0	0	0.5	1.0	0	0	0	1	0	0	0	1	1	0	0	0.0	0	0	0	0	0	0				
CAREER TOTALS		136	81	217	27	72	54.0	416.0	0	4	9	280	9	0	1	1	0	0	0.5	1.0	0	0	0	1	0	0	0	1	1	0	0	0.0	0	0	0	0	0	0				

INDIVIDUAL GXG STATS: DEFENSIVE

		CARRINGTON VALENTINE												LUKAS VAN NESS												QUAY WALKER											
DATE	OPP.	S	A	TK	TFL	TFLY	SK	SKY	INT	FR	FF	PR	PD	S	A	TK	TFL	TFLY	SK	SKY	INT	FR	FF	PR	PD	S	A	TK	TFL	TFLY	SK	SKY	INT	FR	FF	PR	PD
09/07	Detroit	1	0	1	0	0	0.0	0.0	0	0	0	0	0	1	3	4	1	2	0.5	3.0	0	0	0	1	0	6	3	9	2	3	0.0	0.0	0	0	0	0	1
09/11	Washington	2	0	2	0	0	0.0	0.0	0	0	0	0	0	3	0	3	1	1	0.0	0.0	0	0	0	1	0	4	4	8	0	0	0.0	0.0	0	0	0	1	0
09/21	at Cleveland	0	1	1	0	0	0.0	0.0	0	0	0	0	0	1	1	2	0	0	0.0	0.0	0	0	0	2	0	6	8	14	0	0	0.0	0.0	0	0	0	1	1
09/28	at Dallas																																				
10/12	Cincinnati																																				
10/19	at Arizona																																				
10/26	at Pittsburgh																																				
11/02	Carolina																																				
11/10	Philadelphia																																				
11/16	at N.Y. Giants																																				
11/23	Minnesota																																				
11/27	at Detroit																																				
12/07	Chicago																																				
12/14	at Denver																																				
12/20	at Chicago																																				
12/27	Baltimore																																				
01/04	at Minnesota																																				
TOTALS		3	1	4	0	0	0.0	0.0	0	0	0	0	0	5	4	9	2	3	0.5	3.0	0	0	0	4	0	16	15	31	2	3	0.0	0.0	0	0	0	2	2
CAREER TOTALS		51	25	76	0	0	0.0	0.0	2	1	2	0	14	49	22	71	16	72	7.5	40.0	0	1	1	20	1	220	150	370	23	64	6.5	49.0	1	1	3	14	14

		EVAN WILLIAMS												COLBY WOODEN												DEVONTE WYATT											
DATE	OPP.	S	A	TK	TFL	TFLY	SK	SKY	INT	FR	FF	PR	PD	S	A	TK	TFL	TFLY	SK	SKY	INT	FR	FF	PR	PD	S	A	TK	TFL	TFLY	SK	SKY	INT	FR	FF	PR	PD
09/07	Detroit	1	2	3	0	0	0.0	0.0	1	0	0	0	1	3	3	6	2	2	0.0	0.0	0	0	0	1	0	1	2	3	1	8	1.0	8.0	0	0	0	3	0
09/11	Washington	2	2	4	0	0	0.0	0.0	0	0	0	0	0	1	0	1	0	0	0.0	0.0	0	0	0	0	0	2	0	2	1	1	1.0	1.0	0	0	0	2	2
09/21	at Cleveland	4	2	6	0	0	0.0	0.0	0	0	0	0	0	0	2	2	0	0	0.0	0.0	0	0	0	0	0	0	0	0	0	0	0.0	0.0	0	0	0	0	0
09/28	at Dallas																																				
10/12	Cincinnati																																				
10/19	at Arizona																																				
10/26	at Pittsburgh																																				
11/02	Carolina																																				
11/10	Philadelphia																																				
11/16	at N.Y. Giants																																				
11/23	Minnesota																																				
11/27	at Detroit																																				
12/07	Chicago																																				
12/14	at Denver																																				
12/20	at Chicago																																				
12/27	Baltimore																																				
01/04	at Minnesota																																				
TOTALS		7	6	13	0	0	0.0	0.0	1	0	0	0	1	4	5	9	2	2	0.0	0.0	0	0	0	1	0	3	2	5	2	9	2.0	9.0	0	0	0	5	2
CAREER TOTALS		37	23	60	1	2	0.0	0.0	2	0	1	0	4	23	23	46	5	15	0.5	5.0	0	0	0	5	2	46	33	79	17	90	14.0	88.0	0	3	1	28	3

INDIVIDUAL GXG STATS: FIELD GOALS

2025 REGULAR SEASON INDIVIDUAL GAME-BY-GAME STATS											
FIELD GOALS:		BRANDON MCMANUS									
DATE	OPP	0-19	20-29	30-39	40-49	50+	TOTAL	FGM	FGA	PCT	LG
09/07	Detroit	0/0	0/0	2/2	0/0	0/0	2/2	2	2	100.0%	38
09/11	Washington	0/0	1/1	0/0	0/1	1/1	2/3	2	3	66.7%	56
09/21	at Cleveland	0/0	0/0	1/1	0/1	0/0	1/2	1	2	50.0%	39
09/28	at Dallas										
10/12	Cincinnati										
10/19	at Arizona										
10/26	at Pittsburgh										
11/02	Carolina										
11/10	Philadelphia										
11/16	at N.Y. Giants										
11/23	Minnesota										
11/27	at Detroit										
12/07	Chicago										
12/14	at Denver										
12/20	at Chicago										
12/27	Baltimore										
01/04	at Minnesota										
TOTALS		0/0	1/1	3/3	0/2	1/1	5/7	5	7	71.4%	56

INDIVIDUAL GXG STATS: PUNTING

2025 REGULAR SEASON INDIVIDUAL GAME-BY-GAME STATS								
PUNTING:		DANIEL WHELAN						
DATE	OPP.	NO.	YDS	AVG	TB	IN 20	LG	NET
09/07	Detroit	3	164	54.7	0	2	65	48.3
09/11	Washington	4	213	53.3	1	0	55	35.8
09/21	at Cleveland	5	265	53.0	1	0	63	46.0
09/28	at Dallas							
10/12	Cincinnati							
10/19	at Arizona							
10/26	at Pittsburgh							
11/02	Carolina							
11/10	Philadelphia							
11/16	at N.Y. Giants							
11/23	Minnesota							
11/27	at Detroit							
12/07	Chicago							
12/14	at Denver							
12/20	at Chicago							
12/27	Baltimore							
01/04	at Minnesota							
TOTALS		12	642	53.5	2	2	65	43.2
								0

INDIVIDUAL GXG STATS: KICKOFF RETURNS

KICKOFF RETURNS:		2025 REGULAR SEASON INDIVIDUAL GAME-BY-GAME STATS											
		SAVION WILLIAMS						EMANUEL WILSON					
DATE	OPP.	NO.	YDS	AVG	LG	FC	TD	NO.	YDS	AVG	LG	FC	TD
09/07	Detroit	2	39	19.5	21	0	0	0	0	0.0	0	0	0
09/11	Washington	1	30	30.0	30	0	0	1	27	27.0	27	0	0
09/21	at Cleveland	3	78	26.0	35	0	0	0	0	0.0	0	0	0
09/28	at Dallas												
10/12	Cincinnati												
10/19	at Arizona												
10/26	at Pittsburgh												
11/02	Carolina												
11/10	Philadelphia												
11/16	at N.Y. Giants												
11/23	Minnesota												
11/27	at Detroit												
12/07	Chicago												
12/14	at Denver												
12/20	at Chicago												
12/27	Baltimore												
01/04	at Minnesota												
TOTALS		6	147	24.5	35	0	0	1	27	27.0	27	0	0

INDIVIDUAL GXG STATS: PUNT RETURNS

2025 REGULAR SEASON INDIVIDUAL GAME-BY-GAME STATS																			
PUNT RETURNS:		MATTHEW GOLDEN						KEISEAN NIXON						JAYDEN REED					
DATE	OPP.	NO.	YDS	AVG	LG	FC	TD	NO.	YDS	AVG	LG	FC	TD	NO.	YDS	AVG	LG	FC	TD
09/07	Detroit	1	11	11.0	11	0	0	0	0	0.0	0	0	0	2	21	10.5	20	0	0
09/11	Washington	1	-2	-2.0	-2	0	0	2	3	1.5	3	0	0	0	0	0.0	0	0	0
09/21	at Cleveland	2	8	4.0	5	0	0	0	0	0.0	0	0	0	INJURED RESERVE					
09/28	at Dallas																		
10/12	Cincinnati																		
10/19	at Arizona																		
10/26	at Pittsburgh																		
11/02	Carolina																		
11/10	Philadelphia																		
11/16	at N.Y. Giants																		
11/23	Minnesota																		
11/27	at Detroit																		
12/07	Chicago																		
12/14	at Denver																		
12/20	at Chicago																		
12/27	Baltimore																		
01/04	at Minnesota																		
TOTALS		4	17	4.3	11	0	0	2	3	1.5	3	0	0	2	21	10.5	20	0	0

INDIVIDUAL SINGLE-GAME HIGHS

2025 REGULAR SEASON PACKERS INDIVIDUAL SINGLE-GAME HIGHS

Touchdowns	1	John FitzPatrick	at Browns	09/21
		Romeo Doubs	vs. Commanders	09/11
		Josh Jacobs	vs. Commanders	09/11
		Tucker Kraft	vs. Commanders	09/11
		Josh Jacobs	vs. Lions	09/07
		Tucker Kraft	vs. Lions	09/07
		Jayden Reed	vs. Lions	09/07
Passes Attempted	31	Jordan Love	vs. Commanders	09/11
Passes Completed	19	Jordan Love	vs. Commanders	09/11
Completion Percentage	72.7	Jordan Love	vs. Lions	09/07
Passing Yards	292	Jordan Love	vs. Commanders	09/11
Yards Per Attempt	9.4	Jordan Love	vs. Commanders	09/11
Touchdown Passes	2	Jordan Love	vs. Commanders	09/11
		Jordan Love	vs. Lions	09/07
Passer Rating	128.6	Jordan Love	vs. Lions	09/07
Pass Receptions	6	Tucker Kraft	vs. Commanders	09/11
Receiving Yards	124	Tucker Kraft	vs. Commanders	09/11
Touchdown Receptions	1	John FitzPatrick	at Browns	09/21
		Romeo Doubs	vs. Commanders	09/11
		Tucker Kraft	vs. Commanders	09/11
		Tucker Kraft	vs. Lions	09/07
		Jayden Reed	vs. Lions	09/07
Rushing Yards	84	Josh Jacobs	vs. Commanders	09/11
Rushing Attempts	23	Josh Jacobs	vs. Commanders	09/11
Rushing Average	3.7	Josh Jacobs	vs. Commanders	09/11
Rushing Touchdowns	1	Josh Jacobs	vs. Commanders	09/11
		Josh Jacobs	vs. Lions	09/07
Yards From Scrimmage	124	Tucker Kraft	vs. Commanders	09/11
Combined Net Yards	124	Tucker Kraft	vs. Commanders	09/11
Interceptions Made	1	Xavier McKinney	at Browns	09/21
		Evan Williams	vs. Lions	09/07
Interceptions Thrown	1	Jordan Love	at Browns	09/21
Tackles	14	Quay Walker	at Browns	09/21
Sacks	2.0	Rashan Gary	at Browns	09/21
Punts	5	Daniel Whelan	at Browns	09/21
Punts Inside the 20	2	Daniel Whelan	vs. Lions	09/07
Punting Average	54.7	Daniel Whelan	vs. Lions	09/07
Punt Returns	2	Matthew Golden	at Browns	09/21
		Keisean Nixon	vs. Commanders	09/11
		Jayden Reed	vs. Lions	09/07
Punt Return Yards	21	Jayden Reed	vs. Lions	09/07
Kickoff Returns	3	Savion Williams	at Browns	09/21
Kickoff Return Yards	78	Savion Williams	at Browns	09/21
Field Goals Attempted	3	Brandon McManus	vs. Commanders	09/11
Field Goals Made	2	Brandon McManus	vs. Commanders	09/11
		Brandon McManus	vs. Lions	09/07

2025 REGULAR SEASON GREEN BAY PACKERS LONGEST PLAYS

Run From Scrimmage	16	Savion Williams	vs. Commanders	09/11
Touchdown Run	3	Josh Jacobs	vs. Lions	09/07
Passing Long	57	Jordan Love	vs. Commanders	09/11
Touchdown Pass Long	17	Jordan Love	vs. Lions	09/07
Pass Reception	57	Tucker Kraft	vs. Commanders	09/11
Touchdown Reception	17	Jayden Reed	vs. Lions	09/07
Punt Return	20	Jayden Reed	vs. Lions	09/07
Kickoff Return	35	Savion Williams	at Browns	09/21
Field Goal	56	Brandon McManus	vs. Commanders	09/11
Field Goal Attempt	56	Brandon McManus	vs. Commanders	09/11



SCORING DRIVES

PACKERS 2025 REGULAR SEASON SCORING DRIVES

DATE	OPPONENT	ACQUIRED	DRIVE			FIRST			GB	OPP
			START	PLAYS	YARDS	Q TIME	DOWNS	SCORING PLAY		
09/07	Detroit	Kickoff	GB 17	12	83	Q1 5:34	5	T. Kraft: 15-yard pass from J. Love	7	0
		Punt	GB 48	7	36	Q1 2:54	1	B. McManus: 34-yard FG	10	0
		Kickoff	GB 35	2	65	Q2 0:53	2	J. Reed: 17-yard pass from J. Love	17	3
		Punt	DET	8	36	Q4 4:43	3	J. Jacobs: 3-yard run	24	6
		Downs	36	4	7	Q4 2:15	0	B. McManus: 38-yard FG	27	6
			DET							
			27							
09/11	Washington	Punt	GB 4	7	96	Q1 3:35	4	R. Doubs: 5-yard pass from J. Love	7	0
		Punt	GB 8	10	92	Q2 4:50	5	J. Jacobs: 2-yard run	14	0
		Missed FG	GB 42	10	54	Q3 5:17	3	B. McManus: 22-yard FG	17	3
		Kickoff	GB 35	9	65	Q4 4:48	6	T. Kraft: 8-yard pass from J. Love	24	10
		Downs	WAS	4	2	Q4 1:00	0	B. McManus: 56-yard FG	27	10
			40							
09/21	at Cleveland	Punt	GB 36	13	43	Q1 7:23	3	Q2: B. McManus: 39-yard FG	3	0
		Punt	GB 29	14	71	Q3 7:41	5	J. FitzPatrick: 3-yard pass from J. Love	10	0
09/28	--	--	--	--	--	--	--	--	--	--
10/12	--	--	--	--	--	--	--	--	--	--
10/19	--	--	--	--	--	--	--	--	--	--
10/26	--	--	--	--	--	--	--	--	--	--
11/02	--	--	--	--	--	--	--	--	--	--
11/10	--	--	--	--	--	--	--	--	--	--
11/16	--	--	--	--	--	--	--	--	--	--
11/23	--	--	--	--	--	--	--	--	--	--
11/27	--	--	--	--	--	--	--	--	--	--
12/07	--	--	--	--	--	--	--	--	--	--
12/14	--	--	--	--	--	--	--	--	--	--
12/20	--	--	--	--	--	--	--	--	--	--
12/27	--	--	--	--	--	--	--	--	--	--
01/04	--	--	--	--	--	--	--	--	--	--
AVG			8.3	54.2	4:14	3.1				
TOTALS			100	650	50:53	37				

DRIVE CHARTS - OPENING DRIVES

2025 REGULAR SEASON																	
		PACKERS								OPPONENT							
		FIRST HALF				SECOND HALF				FIRST HALF				SECOND HALF			
DATE	OPPONENT	PLAYS	YDS	TIME	RESULT	PLAYS	YDS	TIME	RESULT	PLAYS	YDS	TIME	RESULT	PLAYS	YDS	TIME	RESULT
09/07	Detroit	12	83	5:34	TD	3	8	2:01	Punt	3	-4	2:34	Punt	9	59	5:20	FG
09/11	Washington	9	39	4:35	Downs	10	54	5:17	FG	3	6	2:17	Punt	7	10	3:06	Miss FG
09/21	at Cleveland	3	3	1:12	Punt	3	-1	2:28	Punt	8	30	4:34	Punt	3	-8	1:28	Punt

DRIVE EFFICIENCY - GAME-BY-GAME

2025 REGULAR SEASON GREEN BAY PACKERS DRIVES ENDED BY... (THROUGH WEEK 3)														
DATE	TEAMS	DRIVES	3/OUT	TD	FGA	FGM	PNT	DWN	TRN	SAF	CLK	POINTS	PTS/DRV	EFF
9/7	Green Bay	9	3	3	2	2	3	0	0	0	1	27	3.00	0.556
	Detroit	9	4	1	2	2	3	1	1	0	1	13	1.44	0.333
9/11	Green Bay	12	5	3	3	2	4	1	0	0	1	27	2.25	0.417
	Washington	11	4	2	3	1	4	2	0	0	0	18	1.64	0.273
9/21	Green Bay	10	5	1	2	1	5	0	1	0	1	10	1.00	0.200
	at Cleveland	10	2	1	2	2	6	0	1	0	0	13	1.30	0.300
9/28	Green Bay	--	--	--	--	--	--	--	--	--	--	--	--	--
	at Dallas	--	--	--	--	--	--	--	--	--	--	--	--	--
10/12	Green Bay	--	--	--	--	--	--	--	--	--	--	--	--	--
	Cincinnati	--	--	--	--	--	--	--	--	--	--	--	--	--
10/19	Green Bay	--	--	--	--	--	--	--	--	--	--	--	--	--
	at Arizona	--	--	--	--	--	--	--	--	--	--	--	--	--
10/26	Green Bay	--	--	--	--	--	--	--	--	--	--	--	--	--
	at Pittsburgh	--	--	--	--	--	--	--	--	--	--	--	--	--
11/2	Green Bay	--	--	--	--	--	--	--	--	--	--	--	--	--
	Carolina	--	--	--	--	--	--	--	--	--	--	--	--	--
11/10	Green Bay	--	--	--	--	--	--	--	--	--	--	--	--	--
	Philadelphia	--	--	--	--	--	--	--	--	--	--	--	--	--
11/16	Green Bay	--	--	--	--	--	--	--	--	--	--	--	--	--
	at N.Y. Giants	--	--	--	--	--	--	--	--	--	--	--	--	--
11/23	Green Bay	--	--	--	--	--	--	--	--	--	--	--	--	--
	Minnesota	--	--	--	--	--	--	--	--	--	--	--	--	--
11/27	Green Bay	--	--	--	--	--	--	--	--	--	--	--	--	--
	at Detroit	--	--	--	--	--	--	--	--	--	--	--	--	--
12/7	Green Bay	--	--	--	--	--	--	--	--	--	--	--	--	--
	Chicago	--	--	--	--	--	--	--	--	--	--	--	--	--
12/14	Green Bay	--	--	--	--	--	--	--	--	--	--	--	--	--
	at Denver	--	--	--	--	--	--	--	--	--	--	--	--	--
12/20	Green Bay	--	--	--	--	--	--	--	--	--	--	--	--	--
	at Chicago	--	--	--	--	--	--	--	--	--	--	--	--	--
12/27	Green Bay	--	--	--	--	--	--	--	--	--	--	--	--	--
	Baltimore	--	--	--	--	--	--	--	--	--	--	--	--	--
1/4	Green Bay	--	--	--	--	--	--	--	--	--	--	--	--	--
	at Minnesota	--	--	--	--	--	--	--	--	--	--	--	--	--
TOTALS	PACKERS	31	13	7	7	5	12	1	1	0	3	64	2.06	0.387
	OPPONENTS	30	10	4	7	5	13	3	2	0	1	44	1.47	0.300



YARDS GAINED BY DOWN

PACKERS 2025 REGULAR SEASON YARDS GAINED BY DOWN																									
		PACKERS												OPPONENT											
		1ST DOWN			2ND DOWN			3RD DOWN			4TH DOWN			1ST DOWN			2ND DOWN			3RD DOWN			4TH DOWN		
Date	Opponent	Att	Yds	Avg	Att	Yds	Avg	Att	Yds	Avg	Att	Yds	Avg	Att	Yds	Avg	Att	Yds	Avg	Att	Yds	Avg	Att	Yds	Avg
09/07	Detroit	20	131	6.6	16	67	4.2	10	66	6.6	1	2	2.0	24	64	2.7	22	101	4.6	15	60	4.0	4	21	5.3
09/11	Washington	30	197	6.6	20	131	6.6	12	76	6.3	1	0	0.0	24	86	3.6	22	107	4.9	16	36	2.3	3	1	0.3
09/21	at Cleveland	22	80	3.6	20	61	3.1	19	89	4.7	0	0	0.0	23	83	3.6	19	95	5.0	13	42	3.2	2	1	0.5
09/28	at Dallas	--	--	--	--	--	--	--	--	--	--	--	--	--	--	--	--	--	--	--	--	--	--	--	--
10/12	Cincinnati	--	--	--	--	--	--	--	--	--	--	--	--	--	--	--	--	--	--	--	--	--	--	--	--
10/19	at Arizona	--	--	--	--	--	--	--	--	--	--	--	--	--	--	--	--	--	--	--	--	--	--	--	--
10/26	at Pittsburgh	--	--	--	--	--	--	--	--	--	--	--	--	--	--	--	--	--	--	--	--	--	--	--	--
11/02	Carolina	--	--	--	--	--	--	--	--	--	--	--	--	--	--	--	--	--	--	--	--	--	--	--	--
11/10	Philadelphia	--	--	--	--	--	--	--	--	--	--	--	--	--	--	--	--	--	--	--	--	--	--	--	--
11/16	at N.Y. Giants	--	--	--	--	--	--	--	--	--	--	--	--	--	--	--	--	--	--	--	--	--	--	--	--
11/23	Minnesota	--	--	--	--	--	--	--	--	--	--	--	--	--	--	--	--	--	--	--	--	--	--	--	--
11/27	at Detroit	--	--	--	--	--	--	--	--	--	--	--	--	--	--	--	--	--	--	--	--	--	--	--	--
12/07	Chicago	--	--	--	--	--	--	--	--	--	--	--	--	--	--	--	--	--	--	--	--	--	--	--	--
12/14	at Denver	--	--	--	--	--	--	--	--	--	--	--	--	--	--	--	--	--	--	--	--	--	--	--	--
12/20	at Chicago	--	--	--	--	--	--	--	--	--	--	--	--	--	--	--	--	--	--	--	--	--	--	--	--
12/27	Baltimore	--	--	--	--	--	--	--	--	--	--	--	--	--	--	--	--	--	--	--	--	--	--	--	--
01/04	at Minnesota	--	--	--	--	--	--	--	--	--	--	--	--	--	--	--	--	--	--	--	--	--	--	--	--
TOTALS		72	408	5.7	56	259	4.6	41	231	5.6	2	2	1.0	71	233	3.3	63	303	4.8	44	138	3.1	9	23	2.6

THIRD-DOWN EFFICIENCY

PACKERS 2025 REGULAR SEASON THIRD-DOWN EFFICIENCY

PACKERS												
Date	Opponent	3rd & 1	3rd & 2	3rd & 3	3rd & 4	3rd & 5	3rd & 6	3rd & 7	3rd & 8	3rd & 9	3rd & 10+	Total
09/07	Detroit	0 / 3	0 / 1	0 / 1	0 / 0	0 / 1	1 / 1	1 / 1	0 / 0	1 / 1	1 / 1	4 / 10
09/11	Washington	2 / 2	0 / 0	1 / 1	0 / 1	0 / 0	1 / 1	0 / 0	0 / 2	1 / 1	0 / 4	5 / 12
09/21	at Cleveland	2 / 3	1 / 1	4 / 5	0 / 0	0 / 0	1 / 2	1 / 2	1 / 1	0 / 1	0 / 3	10 / 18
09/28	at Dallas	--	--	--	--	--	--	--	--	--	--	--
10/12	Cincinnati	--	--	--	--	--	--	--	--	--	--	--
10/19	at Arizona	--	--	--	--	--	--	--	--	--	--	--
10/26	at Pittsburgh	--	--	--	--	--	--	--	--	--	--	--
11/02	Carolina	--	--	--	--	--	--	--	--	--	--	--
11/10	Philadelphia	--	--	--	--	--	--	--	--	--	--	--
11/16	at N.Y. Giants	--	--	--	--	--	--	--	--	--	--	--
11/23	Minnesota	--	--	--	--	--	--	--	--	--	--	--
11/27	at Detroit	--	--	--	--	--	--	--	--	--	--	--
12/07	Chicago	--	--	--	--	--	--	--	--	--	--	--
12/14	at Denver	--	--	--	--	--	--	--	--	--	--	--
12/20	at Chicago	--	--	--	--	--	--	--	--	--	--	--
12/27	Baltimore	--	--	--	--	--	--	--	--	--	--	--
01/04	at Minnesota	--	--	--	--	--	--	--	--	--	--	--
TOTALS		4 / 8	1 / 2	5 / 7	0 / 1	0 / 1	3 / 4	2 / 3	1 / 3	2 / 3	1 / 8	19 / 40
		50.0%	50.0%	71.4%	0.0%	0.0%	75.0%	66.7%	33.3%	66.7%	12.5%	47.5%
		3RD & 1-3: 10 / 17 = 58.8%			3RD & 4-6: 3 / 6 = 50.0%			3RD & 7-10+: 6 / 17 = 35.3%				

OPPONENT 2025 REGULAR SEASON THIRD-DOWN EFFICIENCY

OPPONENT												
Date	Opponent	3rd & 1	3rd & 2	3rd & 3	3rd & 4	3rd & 5	3rd & 6	3rd & 7	3rd & 8	3rd & 9	3rd & 10+	Total
09/07	Detroit	2 / 2	1 / 2	0 / 0	0 / 0	2 / 3	0 / 2	0 / 2	0 / 0	0 / 0	0 / 4	5 / 15
09/11	Washington	1 / 2	0 / 0	1 / 3	0 / 2	0 / 1	1 / 1	0 / 1	0 / 1	1 / 2	1 / 3	5 / 16
09/21	at Cleveland	1 / 2	2 / 2	0 / 0	0 / 2	1 / 1	0 / 0	0 / 2	0 / 1	0 / 0	0 / 3	4 / 13
09/28	at Dallas	--	--	--	--	--	--	--	--	--	--	--
10/12	Cincinnati	--	--	--	--	--	--	--	--	--	--	--
10/19	at Arizona	--	--	--	--	--	--	--	--	--	--	--
10/26	at Pittsburgh	--	--	--	--	--	--	--	--	--	--	--
11/02	Carolina	--	--	--	--	--	--	--	--	--	--	--
11/10	Philadelphia	--	--	--	--	--	--	--	--	--	--	--
11/16	at N.Y. Giants	--	--	--	--	--	--	--	--	--	--	--
11/23	Minnesota	--	--	--	--	--	--	--	--	--	--	--
11/27	at Detroit	--	--	--	--	--	--	--	--	--	--	--
12/07	Chicago	--	--	--	--	--	--	--	--	--	--	--
12/14	at Denver	--	--	--	--	--	--	--	--	--	--	--
12/20	at Chicago	--	--	--	--	--	--	--	--	--	--	--
12/27	Baltimore	--	--	--	--	--	--	--	--	--	--	--
01/04	at Minnesota	--	--	--	--	--	--	--	--	--	--	--
TOTALS		4 / 6	3 / 4	1 / 3	0 / 4	3 / 5	1 / 3	0 / 5	0 / 2	1 / 2	1 / 10	14 / 44
		66.7%	75.0%	33.3%	0.0%	60.0%	33.3%	0.0%	0.0%	50.0%	10.0%	31.8%
		3RD & 1-3: 8 / 13 = 61.5%			3RD & 4-6: 4 / 12 = 33.3%			3RD & 7-10+: 2 / 19 = 10.5%				

FOURTH-DOWN EFFICIENCY

2025 REGULAR SEASON FOURTH-DOWN EFFICIENCY													
PACKERS							OPPONENT						
Date	Opponent	4th & 1	4th & 2	4th & 3	4th & 4	4th & 5+	Total	4th & 1	4th & 2	4th & 3	4th & 4	4th & 5+	Total
09/07	Detroit	1 / 1	0 / 0	0 / 0	0 / 0	0 / 0	1 / 1	0 / 0	1 / 2	1 / 1	0 / 0	1 / 1	3 / 4
09/11	Washington	0 / 0	0 / 0	0 / 1	0 / 0	0 / 0	0 / 1	1 / 1	0 / 0	0 / 0	0 / 1	0 / 1	1 / 3
09/21	at Cleveland	0 / 0	0 / 0	0 / 0	0 / 0	0 / 0	0 / 0	1 / 1	0 / 0	0 / 0	0 / 0	0 / 1	1 / 2
09/28	at Dallas	--	--	--	--	--	--	--	--	--	--	--	--
10/12	Cincinnati	--	--	--	--	--	--	--	--	--	--	--	--
10/19	at Arizona	--	--	--	--	--	--	--	--	--	--	--	--
10/26	at Pittsburgh	--	--	--	--	--	--	--	--	--	--	--	--
11/02	Carolina	--	--	--	--	--	--	--	--	--	--	--	--
11/10	Philadelphia	--	--	--	--	--	--	--	--	--	--	--	--
11/16	at N.Y. Giants	--	--	--	--	--	--	--	--	--	--	--	--
11/23	Minnesota	--	--	--	--	--	--	--	--	--	--	--	--
11/27	at Detroit	--	--	--	--	--	--	--	--	--	--	--	--
12/07	Chicago	--	--	--	--	--	--	--	--	--	--	--	--
12/14	at Denver	--	--	--	--	--	--	--	--	--	--	--	--
12/20	at Chicago	--	--	--	--	--	--	--	--	--	--	--	--
12/27	Baltimore	--	--	--	--	--	--	--	--	--	--	--	--
01/04	at Minnesota	--	--	--	--	--	--	--	--	--	--	--	--
TOTALS		1 / 1	0 / 0	0 / 1	0 / 0	0 / 0	1 / 2	2 / 2	1 / 2	1 / 1	0 / 1	1 / 3	5 / 9
		100.0%	0.0%	0.0%	0.0%	0.0%	50.0%	100.0%	50.0%	100.0%	0.0%	33.3%	55.6%

INSIDE THE 20

DATE	OPPONENT	OFFENSE	DEFENSE
09/07	Detroit	TD - Pass FG - 34 yards TD - Pass TD - Run FG - 38 yards	FG - 30 yards Interception FG - 27 yards TD - Pass
09/11	Washington	TD - Pass TD - Run FG - 22 yards TD - Pass	TD - Pass
09/21	at Cleveland	FG - 39 yards TD - Pass	FG - 35 yards TD - Run
09/28	at Dallas	--	--
10/12	Cincinnati	--	--
10/19	at Arizona	--	--
10/26	at Pittsburgh	--	--
11/02	Carolina	--	--
11/10	Philadelphia	--	--
11/16	at N.Y. Giants	--	--
11/23	Minnesota	--	--
11/27	at Detroit	--	--
12/07	Chicago	--	--
12/14	at Denver	--	--
12/20	at Chicago	--	--
12/27	Baltimore	--	--
01/04	at Minnesota	--	--

OFFENSE DEFENSE		
Inside the 20	11	7
Scores	11	6
Touchdowns	7	3
Field Goals	4	3
Total Points in 20	61	31
Fumbles	0	0
Interceptions	0	1
Missed Field Goals	0	0
Lost on Downs	0	0
End of Half/Game	0	0
TDs Outside	0	1
Red-Zone Percentage	63.6	42.9

GOAL-TO-GO SITUATIONS

DATE	OPPONENT	OFFENSE	DEFENSE
09/07	Detroit	TD - Run	Field Goal - 27 yards
09/11	Washington	TD - Pass TD - Run Field Goal - 22 yards TD - Pass	TD - Pass
09/21	at Cleveland	TD - Pass	Field Goal - 35 yards TD - Run
09/28	at Dallas	--	--
10/12	Cincinnati	--	--
10/19	at Arizona	--	--
10/26	at Pittsburgh	--	--
11/02	Carolina	--	--
11/10	Philadelphia	--	--
11/16	at N.Y. Giants	--	--
11/23	Minnesota	--	--
11/27	at Detroit	--	--
12/07	Chicago	--	--
12/14	at Denver	--	--
12/20	at Chicago	--	--
12/27	Baltimore	--	--
01/04	at Minnesota	--	--

OFFENSE DEFENSE		
Goal-To-Go Situations	6	4
Scores	6	4
Touchdowns	5	2
Field Goals	1	2
Total Points	38	21
Fumbles	0	0
Interceptions	0	0
Missed Field Goals	0	0
Missed Field Goals (G2G)	0	0
Lost on Downs	0	0
End of Half/Game	0	0
Goal-to-Go Percentage	83.3	50.0



BIG PLAYS OF 20+ YARDS

2025 REGULAR SEASON - BIG PLAYS OF 20+ YARDS													
DATE	OPPONENT	QTR	PACKERS PLAYER	RUN	PASS	DOWN	RESULT	QTR	OPP. PLAYER	RUN	PASS	DOWN	RESULT
09/07	Detroit	1	Jordan Love -> Romeo Doubs	20	2-9-GB 18		TD	3	Jared Goff -> Sam LaPorta	32	2-5-DET 37		FG
		1	Jordan Love -> Jayden Reed	26	3-7-DET 49		FG						
		2	Jordan Love -> Romeo Doubs	48	1-10-GB 35		TD						
09/11	Washington	1	Jordan Love -> Tucker Kraft	57	2-6-GB 23		TD	4	Jayden Daniels -> Zach Ertz	201	1-10-GB 20		TD
		2	Jordan Love -> Malik Heath	37	1-10-GB 20		TD						
		3	Jordan Love -> Luke Musgrave	23	1-10-GB 42		FG						
09/21	at Cleveland	3	Jordan Love -> Josh Jacobs	31	2-18-GB 21		TD	4	Quinshon Judkins run	38	1-10-CLE 34		FG
		4	Jordan Love -> Matthew Golden	34	3-8-GB 4		Punt						
09/28	---	---	---	---	---	---	---	---	---	---	---	---	---
10/12	---	---	---	---	---	---	---	---	---	---	---	---	---
10/19	---	---	---	---	---	---	---	---	---	---	---	---	---
10/26	---	---	---	---	---	---	---	---	---	---	---	---	---
11/02	---	---	---	---	---	---	---	---	---	---	---	---	---
11/10	---	---	---	---	---	---	---	---	---	---	---	---	---
11/16	---	---	---	---	---	---	---	---	---	---	---	---	---
11/23	---	---	---	---	---	---	---	---	---	---	---	---	---
11/27	---	---	---	---	---	---	---	---	---	---	---	---	---
12/07	---	---	---	---	---	---	---	---	---	---	---	---	---
12/14	---	---	---	---	---	---	---	---	---	---	---	---	---
12/20	---	---	---	---	---	---	---	---	---	---	---	---	---
12/27	---	---	---	---	---	---	---	---	---	---	---	---	---
01/04	---	---	---	---	---	---	---	---	---	---	---	---	---
TOTALS				8	- 276 (34.5), 0 TDS (0 RUNS, 0 TDS, 8 PASSES, 0 TDS)					3	- 90 (30.0), 1 TDS (1 RUN, 0 TDS, 2 PASSES, 1 TD)		

BIG PLAYS: RUSH 10+, RECEPTIONS 20+, RETURNS 30+

		RUSHES				RECEPTIONS				RETURNS			
DATE	OPPONENT	GAIN	PLAYER	QTR	RESULT	GAIN	PLAYER	QTR	RESULT	GAIN	PLAYER	QTR	RESULT
09/07	Detroit	10	Josh Jacobs	3	Punt	20	Romeo Doubs	1	TD				
		15	Josh Jacobs	4	TD	26	Jayden Reed	1	FG				
						48	Romeo Doubs	2	TD				
09/11	Washington	14	Jordan Love	1	TD	57	Tucker Kraft	1	TD	30	Savion Williams (KR)	1	Downs
		16	Savion Williams	4	TD	37	Malik Heath	2	TD				
		10	Josh Jacobs	4	Punt	23	Luke Musgrave	3	FG				
09/21	at Cleveland	10	Jordan Love	2	Punt	31	Josh Jacobs	3	TD	35	Savion Williams (KR)	4	Blocked FG
						34	Matthew Golden	4	Punt				
09/28	at Dallas	--	--	--	--	--	--	--	--	--	--	--	--
10/12	Cincinnati	--	--	--	--	--	--	--	--	--	--	--	--
10/19	at Arizona	--	--	--	--	--	--	--	--	--	--	--	--
10/26	at Pittsburgh	--	--	--	--	--	--	--	--	--	--	--	--
11/02	Carolina	--	--	--	--	--	--	--	--	--	--	--	--
11/10	Philadelphia	--	--	--	--	--	--	--	--	--	--	--	--
11/16	at N.Y. Giants	--	--	--	--	--	--	--	--	--	--	--	--
11/23	Minnesota	--	--	--	--	--	--	--	--	--	--	--	--
11/27	at Detroit	--	--	--	--	--	--	--	--	--	--	--	--
12/07	Chicago	--	--	--	--	--	--	--	--	--	--	--	--
12/14	at Denver	--	--	--	--	--	--	--	--	--	--	--	--
12/20	at Chicago	--	--	--	--	--	--	--	--	--	--	--	--
12/27	Baltimore	--	--	--	--	--	--	--	--	--	--	--	--
01/04	at Minnesota	--	--	--	--	--	--	--	--	--	--	--	--

-- result within the same drive



BIG-YARDAGE GAMES

2025 REGULAR SEASON BIG-YARDAGE GAMES

100-YARD PASS RECEIVERS

DATE	OPPONENT	PLAYER	REC.	YDS.	AVG.	LG	TD
9/11	vs. Washington	Tucker Kraft	6	124	20.7	57	1

2025 OPPONENTS BIG-YARDAGE GAMES

[none]

COMPLETIONS BY DISTANCE

2025 REGULAR SEASON

DATE	OPPONENT	QUARTERBACK	LOSS	0-9	10-19	20-29	30-39	40-49	50+
09/07	Detroit	Love	--	8	5 (2)	2	--	1	--
09/11	Washington	Love	--	7 (2)	9	1	1	--	1
09/21	at Cleveland	Love	1	12 (1)	3	--	2	--	--
09/28	at Dallas	--	--	--	--	--	--	--	--
10/12	Cincinnati	--	--	--	--	--	--	--	--
10/19	at Arizona	--	--	--	--	--	--	--	--
10/26	at Pittsburgh	--	--	--	--	--	--	--	--
11/02	Carolina	--	--	--	--	--	--	--	--
11/10	Philadelphia	--	--	--	--	--	--	--	--
11/16	at N.Y. Giants	--	--	--	--	--	--	--	--
11/23	Minnesota	--	--	--	--	--	--	--	--
11/27	at Detroit	--	--	--	--	--	--	--	--
12/07	Chicago	--	--	--	--	--	--	--	--
12/14	at Denver	--	--	--	--	--	--	--	--
12/20	at Chicago	--	--	--	--	--	--	--	--
12/27	Baltimore	--	--	--	--	--	--	--	--
01/04	at Minnesota	--	--	--	--	--	--	--	--
PLAYER TOTALS		Love	1	27 (3)	17 (2)	3	3	1	1
TEAM TOTALS			1	27 (3)	17 (2)	3	3	1	1

WEEKLY INDIVIDUAL STATISTICAL LEADERS

2025 REGULAR SEASON GREEN BAY PACKERS WEEK-BY-WEEK LEADERS (THROUGH WEEK 3)																			
		SCORING		PASSING YARDS		CARRIES		RUSHING YARDS		RECEPTIONS		RECEIVING YARDS		TACKLES		SOLO TACKLES		SACKS	
DATE	OPPONENT	PLAYER	NO.	PLAYER	NO.	PLAYER	NO.	PLAYER	NO.	PLAYER	NO.	PLAYER	NO.	PLAYER	NO.	PLAYER	NO.	PLAYER	NO.
09/07	Lions	B. McManus	9	J. Love	188	J. Jacobs	19	J. Jacobs	66	J. Reed	3	R. Doubs	68	E. Cooper	12	E. Cooper	8	R. Gary	1.5
09/11	Commanders	B. McManus	9	J. Love	292	J. Jacobs	23	J. Jacobs	84	T. Kraft	6	T. Kraft	124	E. Cooper	10	E. Cooper	7	R. Gary	1.0
09/21																		D. Wyatt	
09/21	at Browns	J. FitzPatrick	6	J. Love	183	J. Jacobs	16	J. Jacobs	30	J. Jacobs	5	M. Golden	52	Q. Walker	14	Q. Walker	6	R. Gary	2.0
09/28	at Cowboys	--	--	--	--	--	--	--	--	--	--	--	--	--	--	--	--	--	--
10/12	Bengals	--	--	--	--	--	--	--	--	--	--	--	--	--	--	--	--	--	--
10/19	at Cardinals	--	--	--	--	--	--	--	--	--	--	--	--	--	--	--	--	--	--
10/26	at Steelers	--	--	--	--	--	--	--	--	--	--	--	--	--	--	--	--	--	--
11/02	Panthers	--	--	--	--	--	--	--	--	--	--	--	--	--	--	--	--	--	--
11/10	Eagles	--	--	--	--	--	--	--	--	--	--	--	--	--	--	--	--	--	--
11/16	at Giants	--	--	--	--	--	--	--	--	--	--	--	--	--	--	--	--	--	--
11/23	Vikings	--	--	--	--	--	--	--	--	--	--	--	--	--	--	--	--	--	--
11/27	at Lions	--	--	--	--	--	--	--	--	--	--	--	--	--	--	--	--	--	--
12/07	Bears	--	--	--	--	--	--	--	--	--	--	--	--	--	--	--	--	--	--
12/14	at Broncos	--	--	--	--	--	--	--	--	--	--	--	--	--	--	--	--	--	--
12/20	at Bears	--	--	--	--	--	--	--	--	--	--	--	--	--	--	--	--	--	--
12/27	Ravens	--	--	--	--	--	--	--	--	--	--	--	--	--	--	--	--	--	--
01/04	at Vikings	--	--	--	--	--	--	--	--	--	--	--	--	--	--	--	--	--	--
MOST TIMES LED (INCLUDING TIES)		B. MCMANUS	2	J. LOVE	3	J. JACOBS	3	J. JACOBS	3	J. JACOBS	1	M. GOLDEN	1	E. COOPER	2	E. COOPER	2	R. GARY	3
										J. REED		R. DOUBS							
										T. KRAFT		T. KRAFT							

OPPONENTS																			
		SCORING		PASSING YARDS		CARRIES		RUSHING YARDS		RECEPTIONS		RECEIVING YARDS		TACKLES		SOLO TACKLES		SACKS	
DATE	OPPONENT	PLAYER	NO.	PLAYER	NO.	PLAYER	NO.	PLAYER	NO.	PLAYER	NO.	PLAYER	NO.	PLAYER	NO.	PLAYER	NO.	PLAYER	NO.
09/07	Lions	J. Bates	7	J. Goff	225	D. Montgomery	11	D. Montgomery	25	J. Gibbs	10	S. LaPorta	79	J. Campbell	10	J. Campbell	5	--	--
09/11	Commanders	Z. Ertz D. Samuel	6	J. Daniels	200	A. Ekeler	8	J. Croskey-Merritt J. Daniels A. Ekeler	17	D. Samuel	7	Z. Ertz	64	B. Wagner	11	M. Lattimore M. Samrstitl	5	D. Armstrong	1.0
09/21	at Browns	A. Szmyt	7	J. Flacco	142	Q. Judkins	18	Q. Judkins	94	D. Njoku	5	D. Njoku	40	G. Delpit C. Schwesinger	9	G. Delpit C. Schwesinger	6	M. Collins	1.5
09/28	at Cowboys	--	--	--	--	--	--	--	--	--	--	--	--	--	--	--	--	--	--
10/12	Bengals	--	--	--	--	--	--	--	--	--	--	--	--	--	--	--	--	--	--
10/19	at Cardinals	--	--	--	--	--	--	--	--	--	--	--	--	--	--	--	--	--	--
10/26	at Steelers	--	--	--	--	--	--	--	--	--	--	--	--	--	--	--	--	--	--
11/02	Panthers	--	--	--	--	--	--	--	--	--	--	--	--	--	--	--	--	--	--
11/10	Eagles	--	--	--	--	--	--	--	--	--	--	--	--	--	--	--	--	--	--
11/16	at Giants	--	--	--	--	--	--	--	--	--	--	--	--	--	--	--	--	--	--
11/23	Vikings	--	--	--	--	--	--	--	--	--	--	--	--	--	--	--	--	--	--
11/27	at Lions	--	--	--	--	--	--	--	--	--	--	--	--	--	--	--	--	--	--
12/07	Bears	--	--	--	--	--	--	--	--	--	--	--	--	--	--	--	--	--	--
12/14	at Broncos	--	--	--	--	--	--	--	--	--	--	--	--	--	--	--	--	--	--
12/20	at Bears	--	--	--	--	--	--	--	--	--	--	--	--	--	--	--	--	--	--
12/27	Ravens	--	--	--	--	--	--	--	--	--	--	--	--	--	--	--	--	--	--
01/04	at Vikings	--	--	--	--	--	--	--	--	--	--	--	--	--	--	--	--	--	--

TURNOVER CHART

2025 REGULAR SEASON - DEFENSIVE TAKEAWAYS

DATE	OPPONENT	TAKEAWAY	QTR.	SCORE	YD-LINE	RESULT
09/07	Detroit	E. Williams INT (J. Goff)	2	17-3	GB-13	Punt
09/11	Washington	None				
09/21	at Cleveland	X. McKinney INT (J. Flacco)	2	3-0	GB-9	End of Half
09/28		--	--	--	--	--
10/12		--	--	--	--	--
10/19		--	--	--	--	--
10/26		--	--	--	--	--
11/02		--	--	--	--	--
11/10		--	--	--	--	--
11/16		--	--	--	--	--
11/23		--	--	--	--	--
11/27		--	--	--	--	--
12/07		--	--	--	--	--
12/14		--	--	--	--	--
12/20		--	--	--	--	--
12/27		--	--	--	--	--
01/04		--	--	--	--	--

2025 REGULAR SEASON - OFFENSIVE GIVEAWAYS

DATE	OPPONENT	TAKEAWAY	QTR.	SCORE	YD-LINE	RESULT
09/07	Detroit	None				
09/11	Washington	None				
09/21	at Cleveland	J. Love INT (G. Delpit)	4	10-3	GB-29	TD
09/28		--	--	--	--	--
10/12		--	--	--	--	--
10/19		--	--	--	--	--
10/26		--	--	--	--	--
11/02		--	--	--	--	--
11/10		--	--	--	--	--
11/16		--	--	--	--	--
11/23		--	--	--	--	--
11/27		--	--	--	--	--
12/07		--	--	--	--	--
12/14		--	--	--	--	--
12/20		--	--	--	--	--
12/27		--	--	--	--	--
01/04		--	--	--	--	--

2025 REGULAR SEASON - TURNOVERS

Offense:	1 Giveaway 7 Points (1 TD, 0 FG)	Ratio +1 (2 takes, 1 give)
Defense:	2 Takeaways 0 Points (0 TD, 0 FG)	
Special Teams:	0 Giveaways 0 Points (0 TD, 0 FG)	Points Off Turnovers Ratio -7 (0 scored, 7 allowed)
	0 Takeaways 0 Points (0 TD, 0 FG)	

TAKEAWAY/GIVEAWAY CHART

DATE	OPPONENT	GB +/- RATIO	GB TAKES	POINTS OFF TAKES	GB GIVES	POINTS OFF GIVES	POINTS OFF TO RATIO
09/07	Detroit	+1	1 (0 FUM, 1 INT)	0	0 (0 FUM, 0 INT)	0	0
09/11	Washington	0	0 (0 FUM, 0 INT)	0	0 (0 FUM, 0 INT)	0	0
09/21	at Cleveland	0	1 (0 FUM, 1 INT)	0	1 (0 FUM, 1 INT)	7	-7
09/28		--	--	--	--	--	--
10/12		--	--	--	--	--	--
10/19		--	--	--	--	--	--
10/26		--	--	--	--	--	--
11/02		--	--	--	--	--	--
11/10		--	--	--	--	--	--
11/16		--	--	--	--	--	--
11/23		--	--	--	--	--	--
11/27		--	--	--	--	--	--
12/07		--	--	--	--	--	--
12/14		--	--	--	--	--	--
12/20		--	--	--	--	--	--
12/27		--	--	--	--	--	--
01/04		--	--	--	--	--	--
TOTALS		+1	2 (0 FUM, 2 INT)	0	1 (0 FUM, 1 INT)	7	-7

TEAM HIGHS AND LOWS

2025 REGULAR SEASON GREEN BAY PACKERS OFFENSIVE HIGHS AND LOWS
(THROUGH WEEK 3)

HIGH	DATE	OPPONENT	CATEGORY	OPPONENT	DATE	LOW
27	9/7	vs. Detroit	Points	at Cleveland	9/21	10
10	9/7	vs. Detroit	Points in a Quarter	vs. Detroit	9/7	0
17	9/7	vs. Detroit	Points in a Half	at Cleveland	9/21	3
3	9/7	vs. Detroit	Total Touchdowns	at Cleveland	9/21	1
63	9/11	vs. Washington	Total Plays	vs. Detroit	9/7	47
404	9/11	vs. Washington	Total Net Yards	at Cleveland	9/21	230
22	9/11	vs. Washington	Total First Downs	vs. Detroit	9/7	14
6	9/11	vs. Washington	First Downs Rushing	at Cleveland	9/21	4
14	9/11	vs. Washington	First Downs Passing	vs. Detroit	9/7	8
2	9/7	vs. Detroit	First-Down Penalties	vs. Detroit	9/7	2
55.6%	9/21	at Cleveland	Third-Down Efficiency	at Cleveland	9/21	40.0%
6.4	9/11	vs. Washington	Average Yards Per Play	vs. Detroit	9/7	3.8
135	9/11	vs. Washington	Total Net Yards Rushing	vs. Detroit	9/7	78
31	9/21	at Cleveland	Rushing Attempts	vs. Detroit	9/7	25
4.5	9/11	vs. Washington	Rushing Average Yards	at Cleveland	9/21	2.6
1	9/7	vs. Detroit	Rushing Touchdowns	at Cleveland	9/21	0
269	9/11	vs. Washington	Total Net Yards Passing	at Cleveland	9/21	149
31	9/11	vs. Washington	Passing Attempts	vs. Detroit	9/7	22
19	9/11	vs. Washington	Passing Completions	vs. Detroit	9/7	16
2	9/7	vs. Detroit	Passing Touchdowns	at Cleveland	9/21	1
8.5	9/7	vs. Detroit	Passing Yards Average	at Cleveland	9/21	5
1	9/21	at Cleveland	Passes Thrown for Interception	vs. Detroit	9/7	0
5	9/21	at Cleveland	Times Sacked	vs. Washington	9/11	0
5	9/21	at Cleveland	QB Sacks	vs. Detroit	9/7	0
34	9/21	at Cleveland	Sack Yards Lost	vs. Detroit	9/7	0
5	9/21	at Cleveland	Total Punts	vs. Detroit	9/7	3
265	9/21	at Cleveland	Total Punt Yards	vs. Detroit	9/7	164
54.7	9/7	vs. Detroit	Punt Gross Average Yards	at Cleveland	9/21	53
48.3	9/7	vs. Detroit	Punt Net Average Yards	vs. Washington	9/11	35.8
3	9/7	vs. Detroit	Punt Returns	at Cleveland	9/21	2
32	9/7	vs. Detroit	Punt Return Yards	vs. Washington	9/11	1
10.7	9/7	vs. Detroit	Punt Return Yards Average	vs. Washington	9/11	0.3
3	9/21	at Cleveland	Kickoff Returns	vs. Detroit	9/7	2
78	9/21	at Cleveland	Kickoff Return Yards	vs. Washington	9/11	39
14	9/21	at Cleveland	Total Penalties	vs. Detroit	9/7	4
77	9/11	vs. Washington	Penalty Yards	vs. Detroit	9/7	40
1	9/21	at Cleveland	Total Fumbles	vs. Detroit	9/7	0
0	9/7	vs. Detroit	Fumbles Lost	vs. Washington	9/11	0
34:14	9/21	at Cleveland	Time of Possession	vs. Washington	9/21	24:35
1	9/21	at Cleveland	Turnovers	vs. Detroit	9/7	0
77,289	9/11	vs. Washington	Attendance	vs. Washington	9/11	65,470

TEAM HIGHS AND LOWS

2025 REGULAR SEASON GREEN BAY PACKERS DEFENSIVE HIGHS AND LOWS (THROUGH WEEK 3)						
HIGH	DATE	OPPONENT	CATEGORY	OPPONENT	DATE	LOW
18	9/11	vs. Washington	Points	vs. Detroit at Cleveland	9/7 9/21	13
15	9/11	vs. Washington	Points in a Quarter	vs. Detroit vs. Washington at Cleveland	9/7 9/11 9/21	0
15	9/11	vs. Washington	Points in a Half	at Cleveland	9/21	0
2	9/11	vs. Washington	Total Touchdowns	vs. Detroit at Cleveland	9/7 9/21	1
65	9/7	vs. Detroit	Total Plays	at Cleveland	9/21	57
246	9/7	vs. Detroit	Total Net Yards	at Cleveland	9/21	221
16	9/7	vs. Detroit	Total First Downs	vs. Washington at Cleveland	9/11 9/21	15
5	9/21	at Cleveland	First Downs Rushing	vs. Detroit	9/7	2
13	9/7	vs. Detroit	First Downs Passing	at Cleveland	9/21	7
3	9/21	at Cleveland	First-Down Penalties	vs. Detroit	9/7	1
33.3%	9/7	vs. Detroit	Third-Down Efficiency	at Cleveland	9/21	30.8%
3.9	9/21	at Cleveland	Average Yards Per Play	vs. Washington	9/11	3.5
96	9/21	at Cleveland	Total Net Yards Rushing	vs. Detroit	9/7	46
22	9/7	vs. Detroit	Rushing Attempts	vs. Washington at Cleveland	9/11 9/21	19
5.1	9/21	at Cleveland	Rushing Average Yards	vs. Detroit	9/7	2.1
1	9/21	at Cleveland	Rushing Touchdowns	vs. Detroit vs. Washington	9/7 9/11	0
200	9/7	vs. Detroit	Total Net Yards Passing	at Cleveland	9/21	125
42	9/11	vs. Washington	Passing Attempts	at Cleveland	9/21	36
31	9/7	vs. Detroit	Passing Completions	at Cleveland	9/21	21
2	9/11	vs. Washington	Passing Touchdowns	at Cleveland	9/21	0
4.7	9/7	vs. Detroit	Passing Yards Average	at Cleveland	9/21	3.3
1	9/7	vs. Detroit	Passes Thrown for Interception	vs. Washington	9/11	0
4	9/7	vs. Detroit	Times Sacked	at Cleveland	9/21	2
4	9/7	vs. Detroit	QB Sacks	at Cleveland	9/21	2
25	9/7	vs. Detroit	Sack Yards Lost	at Cleveland	9/21	17
6	9/21	at Cleveland	Total Punts	vs. Detroit	9/7	3
291	9/21	at Cleveland	Total Punt Yards	vs. Detroit	9/7	142
48.5	9/21	at Cleveland	Punt Gross Average Yards	vs. Washington	9/11	46.8
46.5	9/11	vs. Washington	Punt Net Average Yards	vs. Detroit	9/7	36.7
3	9/11	vs. Washington	Punt Returns	vs. Detroit at Cleveland	9/7 9/21	2
50	9/11	vs. Washington	Punt Return Yards	at Cleveland	9/21	15
16.7	9/11	vs. Washington	Punt Return Yards Average	at Cleveland	9/21	7.5
5	9/7	vs. Detroit	Kickoff Returns	at Cleveland	9/21	2
116	9/7	vs. Detroit	Kickoff Return Yards	at Cleveland	9/21	55
8	9/21	at Cleveland	Total Penalties	vs. Washington	9/11	5
90	9/21	at Cleveland	Penalty Yards	vs. Washington	9/11	30
0	9/7	vs. Detroit	Total Fumbles	vs. Detroit vs. Washington at Cleveland	9/7 9/11 9/21	0
0	9/7	vs. Detroit	Fumbles Lost	vs. Detroit vs. Washington at Cleveland	9/7 9/11 9/21	0
35:25	9/7	vs. Detroit	Time of Possession	at Cleveland	9/21	25:46
1	9/7	vs. Detroit	Turnovers	vs. Washington	9/11	0
77,289	9/11	vs. Washington	Attendance	at Cleveland	9/21	65,470

INDIVIDUAL SINGLE-GAME HIGHS

2025 REGULAR SEASON PACKERS INDIVIDUAL SINGLE-GAME HIGHS

Touchdowns	1	John FitzPatrick	at Browns	09/21	1	Quinshon Judkins	at Browns	09/21
		Romeo Doubs	vs. Commanders	09/11		Zach Ertz	vs. Commanders	09/11
		Josh Jacobs	vs. Commanders	09/11		Deebo Samuel	vs. Commanders	09/11
		Tucker Kraft	vs. Commanders	09/11		Isaac TeSlaa	vs. Lions	09/07
		Josh Jacobs	vs. Lions	09/07				
		Tucker Kraft	vs. Lions	09/07				
		Jayden Reed	vs. Lions	09/07				
Passes Attempted	31	Jordan Love	vs. Commanders	09/11	42	Jayden Daniels	vs. Commanders	09/11
Passes Completed	19	Jordan Love	vs. Commanders	09/11	31	Jared Goff	vs. Lions	09/07
Completion Percentage	72.7	Jordan Love	vs. Lions	09/07	79.4	Jared Goff	vs. Lions	09/07
Passing Yards	292	Jordan Love	vs. Commanders	09/11	225	Jared Goff	vs. Lions	09/07
Yards Per Attempt	9.4	Jordan Love	vs. Commanders	09/11	5.8	Jared Goff	vs. Lions	09/07
Touchdown Passes	2	Jordan Love	vs. Commanders	09/11	2	Jayden Daniels	vs. Commanders	09/11
		Jordan Love	vs. Lions	09/07				
Passer Rating	128.6	Jordan Love	vs. Lions	09/07	88.6	Jared Goff	vs. Lions	09/07
Pass Receptions	6	Tucker Kraft	vs. Commanders	09/11	10	Jahmyr Gibbs	vs. Lions	09/07
Receiving Yards	124	Tucker Kraft	vs. Commanders	09/11	79	Sam LaPorta	vs. Lions	09/07
Touchdown Receptions	1	John FitzPatrick	at Browns	09/21	1	Zach Ertz	vs. Commanders	09/11
		Romeo Doubs	vs. Commanders	09/11		Deebo Samuel	vs. Commanders	09/11
		Tucker Kraft	vs. Commanders	09/11		Isaac TeSlaa	vs. Lions	09/07
		Tucker Kraft	vs. Lions	09/07				
		Jayden Reed	vs. Lions	09/07				
Rushing Yards	84	Josh Jacobs	vs. Commanders	09/11	94	Quinshon Judkins	at Browns	09/21
Rushing Attempts	23	Josh Jacobs	vs. Commanders	09/11	18	Quinshon Judkins	at Browns	09/21
Rushing Average	3.7	Josh Jacobs	vs. Commanders	09/11	5.2	Quinshon Judkins	at Browns	09/21
Rushing Touchdowns	1	Josh Jacobs	vs. Commanders	09/11	1	Quinshon Judkins	at Browns	09/21
		Josh Jacobs	vs. Lions	09/07				
Yards From Scrimmage	124	Tucker Kraft	vs. Commanders	09/11	95	Quinshon Judkins	at Browns	09/21
Combined Net Yards	124	Tucker Kraft	vs. Commanders	09/11	122	Deebo Samuel	vs. Commanders	09/11
Interceptions Made	1	Xavier McKinney	at Browns	09/21	1	Grant Delpit	at Browns	09/21
		Evan Williams	vs. Lions	09/07				
Interceptions Thrown	1	Jordan Love	at Browns	09/21	1	Joe Flacco	at Browns	09/21
						Jared Goff	vs. Lions	09/07
INT Return Yards					25	Grant Delpit	at Browns	09/21
Tackles	14	Quay Walker	at Browns	09/21	11	Bobby Wagner	vs. Commanders	09/11
Sacks	2.0	Rashan Gary	at Browns	09/21	1.5	Maliek Collins	at Browns	09/21
Punts	5	Daniel Whelan	at Browns	09/21	6	Corey Bojorquez	at Browns	09/21
Punts Inside the 20	2	Daniel Whelan	vs. Lions	09/07	3	Tress Way	vs. Commanders	09/11
Punting Average	54.7	Daniel Whelan	vs. Lions	09/07	48.5	Corey Bojorquez	at Browns	09/21
Punt Returns	2	Matthew Golden	at Browns	09/21	3	Jaylin Lane	vs. Commanders	09/11
		Keisean Nixon	vs. Commanders	09/11				
		Jayden Reed	vs. Lions	09/07				
Punt Return Yards	21	Jayden Reed	vs. Lions	09/07	50	Jaylin Lane	vs. Commanders	09/11
Kickoff Returns	3	Savion Williams	at Browns	09/21	4	Jacob Saylor	vs. Lions	09/07
Kickoff Return Yards	78	Savion Williams	at Browns	09/21	92	Jacob Saylor	vs. Lions	09/07
Field Goals Attempted	3	Brandon McManus	vs. Commanders	09/11	3	Matt Gay	vs. Commanders	09/11
Field Goals Made	2	Brandon McManus	vs. Commanders	09/11	2	Andre Szmyt	at Browns	09/21
		Brandon McManus	vs. Lions	09/07		Jake Bates	vs. Lions	09/07

2025 REGULAR SEASON GREEN BAY PACKERS LONGEST PLAYS

Run From Scrimmage	16	Savion Williams	vs. Commanders	09/11	38	Quinshon Judkins	at Browns	09/21
Touchdown Run	3	Josh Jacobs	vs. Lions	09/07	1	Quinshon Judkins	at Browns	09/21
Passing Long	57	Jordan Love	vs. Commanders	09/11	32	Jared Goff	vs. Lions	09/07
Touchdown Pass Long	17	Jordan Love	vs. Lions	09/07	20	Jayden Daniels	vs. Commanders	09/11
Pass Reception	57	Tucker Kraft	vs. Commanders	09/11	32	Sam LaPorta	vs. Lions	09/07
Touchdown Reception	17	Jayden Reed	vs. Lions	09/07	20	Zach Ertz	vs. Commanders	09/11
Interception Return					25	Grant Delpit	at Browns	09/21
Punt Return	20	Jayden Reed	vs. Lions	09/07	24	Jaylin Lane	vs. Commanders	09/11
Kickoff Return	35	Savion Williams	at Browns	09/21	50	Deebo Samuel	vs. Commanders	09/11
Punt					58	Corey Bojorquez	at Browns	09/21



INDIVIDUAL SINGLE-GAME HIGHS

Field Goal	56	Brandon McManus	vs. Commanders	09/11	55	Andre Szmyt	at Browns	09/21
Field Goal Attempt	56	Brandon McManus	vs. Commanders	09/11	58	Matt Gay	vs. Commanders	09/11

TEAM RECORD WHEN...

PACKERS REGULAR SEASON RECORD WHEN...

CATEGORY	2025		CATEGORY	2025	
	SEASON	FROM 1992		SEASON	FROM 1992
	W-L-T	W-L-T		W-L-T	W-L-T
PACKERS AT HOME	2-0	201-65-2	ON SUNDAY NIGHT	0-0	37-18
PACKERS ON THE ROAD	0-1	135-132	ON THURSDAY NIGHT	1-0	16-13
PACKERS ON GRASS	2-1	275-118-2	ON MONDAY NIGHT	0-0	31-24
PACKERS ON ARTIFICIAL TURF	0-0	61-79	ON SATURDAY	0-0	6-1
PACKERS IN DOMES	0-0	45-47			
PACKERS OUTDOORS	2-1	278-143-2	KICKOFF AT 12:00 CDT	0-1	171-96-2
			KICKOFF AT 3:00/3:05/3:15/3:35 CDT	1-0	74-43
PACKERS SCORE FIRST	2-1	218-78-2			
OPPONENT SCORES FIRST	0-0	116-119	VS. NFC	2-0	253-143-2
			VS. OWN DIVISION OVERALL	1-0	142-75-2
PACKERS LEAD AFTER 1ST QUARTER	2-0	189-54-1	VS. OWN DIVISION AT HOME	1-0	81-27-2
PACKERS TRAIL AFTER 1ST QUARTER	0-0	70-93	VS. OWN DIVISION ON THE ROAD	0-0	61-48
PACKERS LEAD AT HALFTIME	2-1	257-49-2	VS. AFC	0-1	83-54
PACKERS TRAIL AT HALFTIME	0-0	62-128-1			
SCORE TIED AT HALFTIME	0-0	17-19	OPPONENTS HAVE 100-YARD RUSHER	0-0	59-62-1
PACKERS LEAD AFTER 3RD QUARTER	2-1	283-34-2	WITH A 300-YARD PASSER	0-0	87-42
PACKERS TRAIL AFTER 3RD QUARTER	0-0	35-155-1	VERSUS A 100-YARD RECEIVER	0-0	99-71-2
GAME GOES TO OVERTIME	0-0	13-9-2	VERSUS A 300-YARD PASSER	0-0	53-36-2
			WITH A 100-YARD RECEIVER	1-0	69-47
PACKERS HAVE 100-YARD RUSHER	0-0	93-21-1			
PACKERS HAVE 300 NET PASSING YARDS	0-0	86-42			
PACKERS HAVE 100-YARD RECEIVER	1-0	151-64			

THE LAST TIME

BY PACKERS

BY OPPONENT

PASSING

* Never Has Happened *	500+ YARDS PASSING	503 yards, Philip Rivers vs. San Diego, 10/18/15
54 att., Jordan Love vs. Minnesota, 09/29/24	40+ PASS ATTEMPTS	42 att., Jayden Daniels vs. Washington, 09/11/25
54 att., Jordan Love vs. Minnesota, 09/29/24	50+ PASS ATTEMPTS	53 att., Mitchell Trubisky vs. Chicago, 12/15/19
429 yards, Aaron Rodgers vs. Oakland, 10/20/19	400+ YARDS PASSING	463 yards, Dak Prescott @ Dallas, 10/06/19
389 yards, Jordan Love vs. Minnesota, 09/29/24	300+ YARDS PASSING	377 yards, Sam Darnold @ Minnesota, 12/29/24
* Never Has Happened *	SEVEN TOUCHDOWN PASSES	* Never Has Happened *
6 tds, Aaron Rodgers (1, 4, 73, 40, 56, 18) vs. Chicago, 11/09/14	SIX TOUCHDOWN PASSES	6 tds, Tommy Kramer (23, 13, 36, 2, 17, 7) @ Minnesota, 09/28/86
5 tds, Aaron Rodgers vs. Oakland, 10/20/19	FIVE TOUCHDOWN PASSES	5 tds, Jameis Winston @ New Orleans, 09/12/21
4 tds, Jordan Love: (5, 10, 44, 20) vs. Arizona, 10/13/24	FOUR TOUCHDOWN PASSES	4 tds, Baker Mayfield: (19, 26, 2, 52) vs. Tampa Bay, 12/17/23
3 tds, Jordan Love: (14, 30, 8) vs. Houston, 10/20/24	THREE TOUCHDOWN PASSES	3 tds, Sam Darnold: (31, 18, 9) @ Minnesota, 12/29/24
* Never Has Happened *	SEVEN INTERCEPTIONS THROWN	* Never Has Happened *
6, Tom O'Malley vs. Detroit, 09/17/50	SIX INTERCEPTIONS THROWN	6, Don Horn vs. Denver, 09/26/71
5 ints, Brett Favre @ Cincinnati, 10/30/05	FIVE INTERCEPTIONS THROWN	5 ints, Russell Wilson vs. Seattle, 12/11/16
4 ints, Brett Favre vs. Chicago, 12/25/05	FOUR INTERCEPTIONS THROWN	4 ints, Baker Mayfield vs. Cleveland, 12/25/21
3 ints, Jordan Love vs. Minnesota, 09/29/24	THREE INTERCEPTIONS THROWN	3 ints, Anthony Richardson Sr. vs. Indianapolis, 09/15/24
2 ints, Jordan Love vs. Houston, 10/20/24	TWO INTERCEPTIONS THROWN	2 ints, Will Levis @ Tennessee, 09/22/24

RUSHING

* Never Has Happened *	300+ YARDS RUSHING	* Never Has Happened *
218 yards, Ahman Green vs. Denver, 12/28/03	200+ YARDS RUSHING	210 yards, Adrian Peterson vs. Minnesota, 12/02/12
151 yards, Josh Jacobs vs. Indianapolis, 09/15/24	150-199 YARDS RUSHING	157 yards, Jalen Hurts @ Philadelphia, 11/27/22
106 yards, Josh Jacobs vs. San Francisco, 11/24/24	100+ YARDS RUSHING	115 yards, Joe Mixon vs. Houston, 10/20/24
106 yards, Josh Jacobs vs. San Francisco, 11/24/24	100-149 YARDS RUSHING	115 yards, Joe Mixon vs. Houston, 10/20/24
106 yards/106 yards, DeShawn Wynn/Ryan Grant vs. Detroit, 12/28/08	TWO 100-YARD RUSHERS	157 yards/143 yards, Jalen Hurts/Miles Sanders @ Philadelphia, 11/27/22
84 yards, Josh Jacobs vs. Washington, 09/11/25	75+ YARDS RUSHING	94 yards, Quinshon Judkins @ Cleveland, 09/21/25
66 yards, Josh Jacobs vs. Detroit, 09/07/25	50-74 YARDS RUSHING	65 yards, D'Andre Swift vs. Chicago, 01/05/25
* Never Has Happened *	FIVE TOUCHDOWNS RUSHING	* Never Has Happened *
4 tds, Aaron Jones: (18, 3, 5, 1) @ Dallas, 10/06/19	FOUR TOUCHDOWNS RUSHING	4 tds, DeAngelo Williams: (1, 1, 1, 1) vs. Carolina, 11/30/08
3 tds, Josh Jacobs: (1, 6, 4) @ Detroit, 12/05/24	THREE TOUCHDOWNS RUSHING	3 tds, David Montgomery: (3, 2, 1) vs. Detroit, 09/28/23
2 tds, Josh Jacobs: (3, 38) @ Jacksonville, 10/27/24	TWO TOUCHDOWNS RUSHING	2 tds, Joe Mixon: (2, 4) vs. Houston, 10/20/24
Brandon Jackson: (6, 4)/Ryan Grant: (3, 56) vs. Seattle, 12/27/09	TWO PLAYERS WITH TWO TDS RUSHING	Tony Dorsett (9, 33)/Robert Newhouse (14, 3) vs. Dallas, 11/12/78
1 td, Edgar Bennett (3, 1, 13)/Reggie Cobb (9)/ Brett Favre (36) @ Chicago, 10/31/94	THREE PLAYERS WITH ONE TD RUSHING	1 td, Alfred Anderson (8)/Ted Brown (12)/Darrin Nelson (12) vs. Minnesota, 12/07/86
32 att., Josh Jacobs vs. Indianapolis, 09/15/24	30+ RUSHING ATTEMPTS	32 att., David Montgomery vs. Detroit, 09/28/23
* Never Has Happened *	40+ RUSHING ATTEMPTS	40 att., Shaun Alexander @ Seattle, 11/27/06
* Never Has Happened *	400+ YARDS RUSHING (TEAM)	* Never Has Happened *
303 yards, Green Bay 37, Baltimore Colts 14 @ Green Bay, 10/18/53	300+ YARDS RUSHING (TEAM)	363 yards, Philadelphia 40, Green Bay 33 @ Philadelphia, 11/27/22
261 yards, Green Bay 16, Indianapolis 10 vs. Indianapolis, 09/15/24	200+ YARDS RUSHING (TEAM)	363 yards, Philadelphia 40, Green Bay 33 @ Philadelphia, 11/27/22

RECEIVING

123 yards/115 yards, Marquez Valdes-Scantling/Davante Adams @ Minnesota, 11/21/21	TWO 100-YARD RECEIVERS	143 yards/103 yards, Jaylen Waddle/Tyreek Hill @ Miami, 12/25/22
124 yards, Tucker Kraft vs. Washington, 09/11/25	100+ YARDS RECEIVING	113 yards, Jonnu Smith vs. Miami, 11/28/24
206 yards, Davante Adams @ Cincinnati, 10/10/21	200+ YARDS RECEIVING	226 yards, Amari Cooper @ Dallas, 10/06/19
* Never Has Happened *	300+ YARDS RECEIVING	* Never Has Happened *
* Never Has Happened *	FIVE TOUCHDOWN RECEPTIONS	* Never Has Happened *
4 tds, Sterling Sharpe (1, 36, 30, 5) @ Dallas, 11/24/94	FOUR TOUCHDOWN RECEPTIONS	* Never Has Happened *
3 tds, Christian Watson: (58, 39, 7) vs. Dallas, 11/13/22	THREE TOUCHDOWN RECEPTIONS	3 tds, Vincent Jackson: (23, 5, 29) @ San Diego, 11/06/11
2 tds, Romeo Doubs: (13, 22) @ Seattle, 12/15/24	TWO TOUCHDOWN RECEPTIONS	2 tds, Tim Patrick: (3, 1) @ Detroit, 12/05/24



THE LAST TIME

Randall Cobb: (22, 3)/Jordy Nelson: (3, 11) @ Chicago, 09/28/14	TWO PLAYERS WITH TWO TD RECEPTIONS	Hassan Jones (36, 17)/Steven Jordan (23, 2) @ Minnesota, 09/28/86
150 yards, Christian Watson @ Chicago, 11/17/24	150+ YARDS RECEIVING	155 yards, Chris Godwin Jr. vs. Tampa Bay, 12/17/23
10, Robert Tonyan vs. N.Y. Jets, 10/16/22	10 OR MORE RECEPTIONS	10, Jahmyr Gibbs vs. Detroit, 09/07/25
COMBINED YARDS		
111 yards/316 yards, Aaron Jones/Jordan Love vs. Chicago, 01/07/24	100-YARD RUSHER AND 300-YARD PASSER	108 yards/307 yards, Christian McCaffrey/Kyle Allen vs. Carolina, 11/10/19
139 yards/389 yards, Jayden Reed/Jordan Love vs. Minnesota, 09/29/24	100-YARD RECEIVER AND 300-YARD PASSER	113 yards/365 yards, Jonnu Smith/Tua Tagovailoa vs. Miami, 11/28/24
111 yards/112 yards, Aaron Jones/Jayden Reed vs. Chicago, 01/07/24	100-YARD RUSHER AND 100-YARD RECEIVER	109 yards/119 yards, Saquon Barkley/A.J. Brown @ Philadelphia, 09/06/24
111 yards/316 yards/112 yards, Aaron Jones/Jordan Love/Jayden Reed vs. Chicago, 01/07/24	100-YARD RUSHER, 300-YARD PASSER, 100-YARD RECEIVER	108 yards/307 yards/120 yards, Christian McCaffrey/Kyle Allen/DJ Moore vs. Carolina, 11/10/19
132 yards/178/128 yards, James Starks/James Jones/Randall Cobb vs. Washington, 09/15/13	100-YARD RUSHER/TWO 100-YARD RECEIVERS	137 yards/116/102 yards, Rob Kelley/Pierre Garcon/Jamison Crowder @ Washington, 11/20/16
123/115 yards/385 yards, Marquez Valdes-Scantling/Davante Adams/Aaron Rodgers @ Minnesota, 11/21/21	TWO 100-YARD RECEIVERS/300-YARD PASSER	143/103 yards/310 yards, Jaylen Waddle/Tyreek Hill/Tua Tagovailoa @ Miami, 12/25/22
DEFENSE		
35 yards, Jaire Alexander: (:58) (Shotgun) 8-W Lewis pass short right intended for 10-D.Hopkins INTERCEPTED by 23-J.Alexander at TEN 35. 23-J.Alexander for 35 yards, TOUCHDOWN. @ Tennessee, 09/22/24	INTERCEPTED PASS RETURNED FOR A TOUCHDOWN	27 yards, Kerby Joseph: (:42) (No Huddle, Shotgun) 10-J.Love pass short right intended for 8-J.Jacobs INTERCEPTED by 31-K.Joseph [34-A.Anzalone] at GB 27. 31-K.Joseph for 27 yards, TOUCHDOWN vs. Detroit, 11/03/24
27 yards, Jonathan Owens: (2:23) (Shotgun) 16-J.Goff sacked at DET 19 for -4 yards (52-R.Gary). FUMBLES (52-R.Gary) [52-R.Gary], RECOVERED BY GB-34-J.Owens at DET 27. 34-J.Owens for 27 yards, TOUCHDOWN. The Replay Official reviewed the fumble ruling, and the play was Upheld. The ruling on the field stands. @ Detroit, 11/23/23	FUMBLE RETURNED FOR A TOUCHDOWN	15 yards, Desmond Trufant: (14:17) (Shotgun) 12-A.Rodgers sacked at GB 21 for -9 yards (44-V.Beasley). FUMBLES (44-V.Beasley) [44-V.Beasley], RECOVERED BY ATL-21-D.Trufant at GB 15. 21-D.Trufant for 15 yards, TOUCHDOWN. The Replay Official reviewed the backward pass ruling, and the play was Upheld. The ruling on the field stands. @ Atlanta, 09/17/17
Joshiah Deguara: (:15) (Punt formation) 6-J.Gillan left end ran oh in End Zone for -3 yards, SAFETY (81-J.Deguara). Penalty on NYG-27-J.Pinnock, Offensive Holding, declined. vs. N.Y. Giants, 10/09/22	SAFETY SCORED	Mark Barron: (2:54) 33-A.Jones up the middle tackled in End Zone for -1 yards, SAFETY (26-M.Barron). @ L.A. Rams, 10/28/18
Green Bay 34, New Orleans 0 vs. New Orleans, 12/23/24	SHUTOUT	Detroit 31, Green Bay 0 vs. Detroit, 12/30/18
* Never Has Happened *	SIX-SACK GAME	* Never Has Happened *
5.0 sk, Vonnie Holliday vs. Buffalo, 12/22/02	FIVE-SACK GAME	5.0 sk, Antwan Odom vs. Cincinnati, 09/20/09
4.0 sk, Kabeer Gbaja-Biamila @ Chicago, 01/02/05	FOUR-SACK GAME	4.0 sk, Chris Clemons @ Seattle, 09/24/12
3.0 sk, Rashan Gary @ Detroit, 11/23/23	THREE-SACK GAME	3.0 sk, Ezekiel Ansah @ Detroit, 12/31/17
2.0 sk, Rashan Gary @ Cleveland, 09/21/25	TWO-SACK GAME	2.0 sk, Leonard Floyd vs. San Francisco, 11/24/24
* Never Has Happened *	TWO INTERCEPTIONS BY TEAMMATES	Deltha O'Neal: (0, 21)/Odell Thurman: (0, 10) @ Cincinnati, 10/30/05
2 fr, Morgan Burnett @ Detroit, 11/28/13	TWO OPPONENT FUMBLE RECOVERIES	2 fr, Eric Kendricks @ Minnesota, 12/23/19
75t yards, Darnell Savage vs. Minnesota, 01/01/23	70+ YARD INTERCEPTION RETURN	75t yards, William Jackson III vs. Cincinnati, 09/24/17
2 ints, Rudy Ford vs. Dallas, 11/13/22	TWO INTERCEPTIONS	2 ints, Robert Spillane @ Las Vegas, 10/09/23
3 ints, Tom Flynn vs. Detroit, 10/28/84	THREE INTERCEPTIONS	3 ints, Vencie Glenn @ Minnesota, 12/27/92
4 ints, Willie Buchanon @ San Diego, 09/24/78	FOUR INTERCEPTIONS	* Never Has Happened *
24 yards, Detroit 40, Green Bay 10 @ Detroit, 11/28/13	LESS THAN 25 RUSHING YARDS	16 yards, Green Bay 20, Tampa Bay 3 @ Tampa Bay, 12/21/14
27 yards, Detroit 34, Green Bay 20 vs. Detroit, 09/28/23	LESS THAN 50 RUSHING YARDS	46 yards, Green Bay 27, Detroit 13 vs. Detroit, 09/07/25
96 yards, Cleveland 13, Green Bay 10 @ Cleveland, 09/21/25	LESS THAN 100 RUSHING YARDS	81 yards, Cleveland 13, Green Bay 10 @ Cleveland, 09/21/25
* Never Has Happened *	LESS THAN 50 NET PASSING YARDS	48 yards, Green Bay 27, Chicago 10 vs. Chicago, 09/18/22
96 yards, Green Bay 24, Carolina 16 vs. Carolina, 12/19/20	LESS THAN 100 NET PASSING YARDS	55 yards, Green Bay 24, Houston 22 vs. Houston, 10/20/24
149 yards, Cleveland 13, Green Bay 10 @ Cleveland, 09/21/25	LESS THAN 150 NET PASSING YARDS	125 yards, Cleveland 13, Green Bay 10 @ Cleveland, 09/21/25
139 yards, Green Bay 23, Minnesota 10 @ Minnesota, 12/23/19	LESS THAN 150 YARDS NET OFFENSE	140 yards, Denver 29, Green Bay 10 @ Denver, 11/01/15
196 yards, Green Bay 34, New Orleans 0 vs. New Orleans, 12/23/24	LESS THAN 200 YARDS NET OFFENSE	198 yards, San Francisco 37, Green Bay 8 @ San Francisco, 11/24/19
221 yards, Cleveland 13, Green Bay 10 @ Cleveland, 09/21/25	LESS THAN 300 YARDS NET OFFENSE	230 yards, Cleveland 13, Green Bay 10 @ Cleveland, 09/21/25
3 to, Green Bay 38, San Francisco 10 vs. San Francisco, 11/24/24	FORCED THREE-PLUS TURNOVERS	3 to, Green Bay 24, Houston 22 vs. Houston, 10/20/24
4 to, Minnesota 31, Green Bay 29 vs. Minnesota, 09/29/24	FORCED FOUR-PLUS TURNOVERS	4 to, Green Bay 41, Minnesota 17 vs. Minnesota, 01/01/23

THE LAST TIME

5 to, Baltimore 23, Green Bay 0 vs. Baltimore, 11/19/17	FORCED FIVE-PLUS TURNOVERS	6 to, Green Bay 38, Seattle 10 vs. Seattle, 12/11/16
1 to, Cleveland 13, Green Bay 10 @ Cleveland, 09/21/25	AT LEAST ONE TURNOVER	1 to, Cleveland 13, Green Bay 10 @ Cleveland, 09/21/25
SPECIAL TEAMS		
105 yards, Keisean Nixon: 1-G.Joseph kicks 70 yards from MIN 35 to GB -5. 25-K.Nixon for 105 yards, TOUCHDOWN. VS. Minnesota, 01/01/23	KICKOFF RETURNED FOR A TOUCHDOWN	99 yards, Andre Roberts: 2-M.Crosby kicks 64 yards from GB 35 to NYJ 1. 19-A.Roberts for 99 yards, TOUCHDOWN. @ N.Y. Jets, 12/23/18
55 yards, Micah Hyde: (5:04) 6-S.Martin punts 45 yards to GB 45. Center-49-D.Muhlbach. 33-M.Hyde for 55 yards, TOUCHDOWN. vs. Detroit, 12/28/14	PUNT RETURNED FOR A TOUCHDOWN	94 yards, Josh Blackwell: (6:52) 19-D.Wheelan punts 38 yards to CHI 6. Center-42-M.Orzech. 39-J.Blackwell for 94 yards, TOUCHDOWN. vs. Chicago, 01/05/25
57 yards, Willie Buchanan (Chester Marcol, Kicker) @ New Orleans, 12/17/72	BLOCKED FIELD GOAL RETURNED FOR A TOUCHDOWN	61 yards, Shawn Springs: (8:10) R.Longwell 50 yard field goal is BLOCKED (L.King). Center-R.Davis, Holder-M.Hasselbeck, RECOVERED by SEA-S.Springs at SEA 39. S.Springs for 61 yards, TOUCHDOWN. vs. Seattle, 11/01/99
Geronimo Allison: (7:33) 6-M.Wile punt is BLOCKED by 81-G.Allison, Center-47-K.McDermott, RECOVERED by GB-37-J.Jackson at MIN -1. TOUCHDOWN. vs. Minnesota, 09/16/18	BLOCKED PUNT RETURNED FOR A TOUCHDOWN	Micheal Clemons: (5:52) 16-P.O'Donnell punt is BLOCKED by 72-M.Clemons, Center-56-J.Coco, RECOVERED by NYJ-39-W.Parks at GB 20. 39-W.Parks for 20 yards, TOUCHDOWN. VS. N.Y. Jets, 10/18/22
56 yards, Brandon McManus: (6:47) 17-B.McManus 56 yard field goal is GOOD, Center-42-M.Orzech, Holder-19-D.Wheelan. vs. Washington, 09/11/25	MADE FIELD GOAL OF 50 YARDS OR LONGER	55 yards, Andre Szymt: (02) 25-A.Szymt 55 yard field goal is GOOD, Center-50-R.Sunahara, Holder-13-C.Bojorquez. Penalty on GB-25-K.Nixon, Defensive Offside, declined. @ Cleveland, 09/21/25
43 yards, Brandon McManus: (27) 17-B.McManus 43 yard field goal is BLOCKED (93-S.Harris). Center-42-M.Orzech, Holder-19-D.Wheelan. RECOVERED by CLV-D.G.Newsome at CLV 47. @ Cleveland, 09/21/25	BLOCKED FIELD GOAL	46 yards, Cairo Santos: (03) 8-C.Santos 46 yard field goal is BLOCKED (94-K.Brooks). Center-46-S.Daly, Holder-19-T.Taylor. @ Chicago, 11/17/24
Pat O'Donnell: (11:59) 16-P.O'Donnell punt is BLOCKED by 44-J.Metellus, Center-56-J.Coco, recovered by GB-6-D.Leavitt at GB 4. 6-D.Leavitt to GB 1 for -3 yards (91-P.Jones). VS. Minnesota, 01/01/23	BLOCKED PUNT	Matt Wile: (7:33) 6-M.Wile punt is BLOCKED by 81-G.Allison, Center-47-K.McDermott, RECOVERED by GB-37-J.Jackson at MIN -1. TOUCHDOWN. vs. Minnesota, 09/16/18
Green Bay 17, Chicago 9 vs. Chicago, 01/07/24	NO PUNTS	Green Bay 24, Washington 10 vs. Washington, 10/24/21
Anders Carlson: 17-A.Carlson extra point is No Good, Wide Left, Center-42-M.Orzech, Holder-19-D.Wheelan. @ Minnesota, 12/31/23	MISSED POINT AFTER TOUCHDOWN ATTEMPT	Eddy Piñeiro/Eddy Piñeiro: 4-E.Pineiro extra point is No Good, Wide Left, Center-44-J.Jansen, Holder-10-J.Hekker. E.Pineiro extra point is No Good, Wide Left, Center-44-J.Jansen, Holder-10-J.Hekker. @ Carolina, 12/24/23
Joshua Karty [Colby Wooden blocked]: 16-J.Karty extra point is Blocked (96-C.Wooden). Center-47-A.Ward, Holder-42-E.Evans. @ L.A. Rams, 10/06/24	POINT AFTER TOUCHDOWN ATTEMPT BLOCKED	Anders Carlson [Patrick Peterson blocked]: 17-A.Carlson extra point is Blocked (20-P.Peterson). Center-42-M.Orzech, Holder-19-D.Wheelan. @ Pittsburgh, 11/12/23
Jermaine Whitehead: 2-M.Crosby kicks inside 14 yards from GB 35 to GB 49. RECOVERED by GB-35-J.Whitehead. @ Detroit, 12/31/17	SUCCESSFUL ONSIDE KICK	Khalil Herbert: 2-C.Santos kicks inside 19 yards from CHI 35 to GB 46. RECOVERED by CHI-24-K.Herbert. vs. Chicago, 12/12/21
4 fg, Mason Crosby: (36, 46, 28, 26) @ Miami, 12/25/22	FOUR FIELD GOALS	4 fg, Wil Lutz: (32, 29, 35, 52) @ Denver, 10/22/23
5 fg, Mason Crosby: (37, 40, 31, 48, 36) vs. Minnesota, 09/16/18	FIVE FIELD GOALS	5 fg, Matt Prater: (26, 22, 41, 51, 54) vs. Detroit, 10/14/19
* Never Has Happened *	SIX FIELD GOALS	* Never Has Happened *
56 yards, Brandon McManus: (6:47) 17-B.McManus 56 yard field goal is GOOD, Center-42-M.Orzech, Holder-19-D.Wheelan. vs. Washington, 09/11/25	50-59 YARD FIELD GOAL	55 yards, Andre Szymt: (02) 25-A.Szymt 55 yard field goal is GOOD, Center-50-R.Sunahara, Holder-13-C.Bojorquez. Penalty on GB-25-K.Nixon, Defensive Offside, declined. @ Cleveland, 09/21/25
* Never Has Happened *	60+ YARD FIELD GOAL	63 yards, David Akers: (02) 2-D.Akers 63 yard field goal is GOOD, Center-86-B.Jennings, Holder-4-A.Lee. vs. San Francisco, 09/09/12
3 fg, Brandon McManus: (37, 30, 55) vs. Chicago, 01/05/25	THREE FIELD GOALS	3 fg, Ka'imi Fairbairn: (23, 52, 35) vs. Houston, 10/20/24
65 yards, Trevor Davis @ Cleveland, 12/10/17	50-69 YARD PUNT RETURN	62t yards, Devin Hester @ Chicago, 09/27/10
75t yards, Micah Hyde vs. Philadelphia, 11/16/14	70-89 YARD PUNT RETURN	76t yards, Rashid Shaheed vs. New Orleans, 09/24/23
93t yards, Micah Hyde @ Minnesota, 10/27/13	90+ YARD PUNT RETURN	94t yards, Josh Blackwell vs. Chicago, 01/05/25
63 yds, Daniel Whelan @ Cleveland, 09/21/25	60-69 YARD PUNT	60 yds, Jack Fox vs. Detroit, 11/03/24
74 yds, Daniel Whelan vs. Minnesota, 09/29/24	70+ YARD PUNT	73 yds, Logan Cooke @ Jacksonville, 10/27/24
10 punts, Jon Ryan vs. New England, 11/19/06	PUNTED 10+ TIMES	10 punts, Chris Kluwe vs. Minnesota, 12/21/06
51 yards, Keisean Nixon vs. L.A. Rams, 11/05/23	50-69 YARD KICKOFF RETURN	50 yards, Deebo Samuel vs. Washington, 09/11/25
70 yards, Jeff Janis @ Minnesota, 11/22/15	70-89 YARD KICKOFF RETURN	71 yards, Jamal Agnew @ Detroit, 12/13/20
105t yards, Keisean Nixon vs. Minnesota, 01/01/23	90+ YARD KICKOFF RETURN	99t yards, Andre Roberts @ N.Y. Jets, 12/23/18
TEAM/MISCELLANEOUS		
404 yards, Green Bay 404, Washington 230 vs. Washington, 09/11/25	400+ TOTAL YARDS OF OFFENSE	441 yards, Minnesota 441, Green Bay 271 @ Minnesota, 12/29/24
522 yards, Green Bay 522, Minnesota 382 @ Minnesota, 09/13/20	500+ TOTAL YARDS OF OFFENSE	500 yards, Philadelphia 500, Green Bay 342 @ Philadelphia, 11/27/22

THE LAST TIME

ST: (5:33) (Shotgun) K.Cousins pass short middle intended for T.Hockenson INTERCEPTED by D.Savage (R.Douglas) at GB 25. D.Savage for 75 yards, TOUCHDOWN.DEF: (2:48) (Shotgun) A.Rodgers pass deep right to R.Tonyan for 21 yards, TOUCHDOWN.DEF: (15:00) A.Dillon left tackle for 2 yards, TOUCHDOWN.DEF: (9:31) A.Rodgers scrambles right end for 2 yards, TOUCHDOWN.OFF: G.Joseph kicks 70 yards from MIN 35 to GB -5. K.Nixon for 105 yards, TOUCHDOWN. vs. Minnesota, 01/01/23

TOUCHDOWN ON OFFENSE, DEFENSE AND SPECIAL TEAMS

ST: (11:44) (Shotgun) J.Freeman pass short left to K.Winslow for 7 yards, TOUCHDOWN.ST: (4:20) (Shotgun) J.Freeman pass short right to S.Stroughter for 7 yards, TOUCHDOWN.ST: (8:52) (Shotgun) J.Freeman pass short right to D.Ward for 6 yards, TOUCHDOWN.DEF: (5:52) (Shotgun) A.Rodgers pass deep left intended for D.Driver INTERCEPTED by T.Jackson at GB 35. T.Jackson for 35 yards, TOUCHDOWN.OFF: (12:09) (Punt formation) J.Kapinos punt is BLOCKED by G.Hayes, Center-B.Goode, RECOVERED by TB-R.Barber at GB 31. R.Barber for 31 yards, TOUCHDOWN. @ Tampa Bay, 11/08/09

Jordan Love: TWO-POINT CONVERSION ATTEMPT. 10-J.Love pass to 87-R.Doubs is complete. ATTEMPT SUCCEEDS. @ Minnesota, 12/29/24	MADE TWO-POINT CONVERSION	Jayden Daniels: TWO-POINT CONVERSION ATTEMPT. 5-J.Daniels pass to 11-L.McCaffrey is complete. ATTEMPT SUCCEEDS. PENALTY on GB-90-L.Van Ness, Defensive Offside, 5 yards, enforced between downs. vs. Washington, 09/11/25
Malik Willis: TWO-POINT CONVERSION ATTEMPT. 2-M.Willis pass to 11-J.Reed is incomplete. ATTEMPT FAILS. vs. Chicago, 01/05/25	FAILED TWO-POINT CONVERSION	Tua Tagovailoa: TWO-POINT CONVERSION ATTEMPT. 1-T.Tagovailoa pass to 31-R.Mostert is incomplete. ATTEMPT FAILS. vs. Miami, 11/28/24
Green Bay 53, Philadelphia 20 vs. Philadelphia, 11/16/14	50+ POINTS	New Orleans 51, Green Bay 29 @ New Orleans, 11/24/08
Green Bay 41, Minnesota 17 vs. Minnesota, 01/01/23	40+ POINTS	Philadelphia 40, Green Bay 33 @ Philadelphia, 11/27/22
Green Bay 31, Dallas 28 vs. Dallas, 11/13/22	OVERTIME WIN	Indianapolis 34, Green Bay 31 @ Indianapolis, 11/22/20
Indianapolis 34, Green Bay 31 @ Indianapolis, 11/22/20	OVERTIME LOSS	Green Bay 31, Dallas 28 vs. Dallas, 11/13/22
Minnesota 29, Green Bay 29 vs. Minnesota, 09/16/18	OVERTIME TIE	Minnesota 29, Green Bay 29 vs. Minnesota, 09/16/18
Green Bay 20, Detroit 6 @ Detroit, 11/23/23	20 FIRST-QUARTER POINTS	Tennessee 21, Green Bay 0 @ Tennessee, 11/13/16
Green Bay 21, Chicago 0 vs. Chicago, 09/18/22	20 SECOND-QUARTER POINTS	Chicago 24, Green Bay 21 vs. Chicago, 12/12/21
Green Bay 20, Minnesota 0 @ Minnesota, 10/23/11	20 THIRD-QUARTER POINTS	Arizona 21, Green Bay 8 @ Arizona, 12/27/15
Green Bay 22, Minnesota 3 vs. Minnesota, 09/29/24	20 FOURTH-QUARTER POINTS	Minnesota 24, Green Bay 14 @ Minnesota, 09/13/20
Green Bay 34, New Orleans 0 vs. New Orleans, 12/23/24	SHUTOUT AT HOME	Detroit 31, Green Bay 0 vs. Detroit, 12/30/18
Green Bay 9, N.Y. Jets 0 @ N.Y. Jets, 10/31/10	SHUTOUT ON THE ROAD	* Never Has Happened *
Green Bay 31, Dallas 28 vs. Dallas, 11/13/22	OVERTIME WIN AT HOME	Miami 23, Green Bay 20 vs. Miami, 10/17/10
Green Bay 25, Cincinnati 22 @ Cincinnati, 10/10/21	OVERTIME WIN ON THE ROAD	Indianapolis 34, Green Bay 31 @ Indianapolis, 11/22/20
14 pen, Cleveland 13, Green Bay 10 @ Cleveland, 09/21/25	10 PENALTIES	10 pen, Green Bay 30, Miami 17 vs. Miami, 11/28/24
0 pen, Detroit 37, Green Bay 30 @ Detroit, 01/09/22	NO PENALTIES	0 pen, Tampa Bay 38, Green Bay 10 @ Tampa Bay, 10/18/20
0 to, Green Bay 27, Washington 18 vs. Washington, 09/11/25	NO TURNOVERS	0 to, Green Bay 27, Washington 18 vs. Washington, 09/11/25
3 td, Green Bay 27, Washington 18 (4:35) J.Love pass short right to R.Doubs for 5 yards, TOUCHDOWN. (7:38) (No Huddle) J.Jacobs left guard for 2 yards, TOUCHDOWN. (9:01) (Shotgun) J.Love pass short right to T.Kraft for 8 yards, TOUCHDOWN. vs. Washington, 09/11/25	THREE TOTAL TOUCHDOWNS	3 td, Chicago 24, Green Bay 22 (6:52) D.Wheeler punts 38 yards to CHI 6, Center-M.Orzech, J.Blackwell for 94 yards, TOUCHDOWN. (14:20) D.Swift up the middle for 4 yards, TOUCHDOWN. (10:11) C.Williams pass short right to D.Moore for 32 yards, TOUCHDOWN. vs. Chicago, 01/05/25
4 td, Green Bay 34, New Orleans 0 (8:45) (Shotgun) J.Love pass short middle to D.Wicks for 2 yards, TOUCHDOWN (D.Davis). (11:47) (No Huddle) J.Jacobs left tackle for 2 yards, TOUCHDOWN. (6:32) (No Huddle) C.Brooks up the middle for 1 yard, TOUCHDOWN. (2:50) Em.Wilson up the middle for 1 yard, TOUCHDOWN. vs. New Orleans, 12/23/24	FOUR TOTAL TOUCHDOWNS	4 td, Detroit 34, Green Bay 31 (9:44) D.Montgomery right end for 3 yards, TOUCHDOWN. (:14) (Shotgun) J.Goff pass short middle to J.Gibbs for 2 yards, TOUCHDOWN (R.Gary). (5:05) (Shotgun) J.Goff pass short right to Patrick for 3 yards, TOUCHDOWN. (8:43) J.Goff pass short middle to T.Patrick for 1 yard, TOUCHDOWN. @ Detroit, 12/05/24
40:11 TOP, Green Bay 16, Indianapolis 10 vs. Indianapolis, 09/15/24	OVER 40:00 TIME OF POSSESSION (NON-OT)	40:26 TOP, Detroit 40, Green Bay 10 @ Detroit, 11/28/13
vs. Detroit, 09/07/25	NO SACKS/NO INTERCEPTIONS ALLOWED	vs. Arizona, 10/13/24
(10, 7, 7, 14 Points), Green Bay 38, San Francisco 10 vs. San Francisco, 11/24/24	SCORE TOUCHDOWN IN EACH QUARTER	(7, 10, 7, 10 Points), Detroit 34, Green Bay 31 @ Detroit, 12/05/24
31 (first half), Green Bay 34, Detroit 27 vs. Detroit, 09/25/16	30 ONE-HALF POINTS	35 (first half), Tennessee 47, Green Bay 25 @ Tennessee, 11/13/16
Green Bay 34, New Orleans 0 vs. New Orleans, 12/23/24	WON GAME BY 20+ POINTS	New Orleans 38, Green Bay 3 @ New Orleans, 09/12/21

TRANSACTIONS BY DATE

DATE	POS.	PLAYER	TRANSACTION
9/20	WR	Jayden Reed	Placed on injured reserve
9/11	T	Brant Banks	Elevated from practice squad to active roster for gameday
9/11	DL	Brenton Cox Jr.	Placed on injured reserve
9/11	CB	Micah Robinson	Elevated from practice squad to active roster for gameday
9/10	WR	Christian Watson	Signed contract extension
9/8	RB	Israel Abanikanda	Released
9/8	RB	Pierre Strong Jr.	Signed to practice squad
9/6	CB	Micah Robinson	Elevated from practice squad to active roster for gameday
9/4	P	Daniel Whelan	Signed contract extension
8/29	CB	Micah Robinson	Signed to practice squad
8/28	DL	Kenny Clark	Traded to Dallas Cowboys
8/28	DL	Micah Parsons	Acquired via trade from Dallas Cowboys
8/28	T	Dalton Cooper	Signed to practice squad
8/28	QB	Clayton Tune	Signed to practice squad
8/28	TE	Josh Whyte	Signed to practice squad
8/27	RB	Israel Abanikanda	Signed to practice squad
8/27	DL	Deslin Alexandre	Signed to practice squad
8/27	DB	Johnathan Baldwin	Signed to practice squad
8/27	T	Brant Banks	Signed to practice squad
8/27	DL	James Ester	Signed to practice squad
8/27	WR	Mecole Hardman	Signed to practice squad
8/27	LB	Jamon Johnson	Signed to practice squad
8/27	K	Mark McNamee	Signed to practice squad (NFL International Pathway Program)
8/27	DL	Arron Mosby	Signed to practice squad
8/27	WR	Isaiah Neyor	Signed to practice squad
8/27	LB	Nick Niemann	Signed
8/27	CB	Micah Robinson	Released
8/27	WR	Will Sheppard	Signed to practice squad
8/27	DB	Jaylin Simpson	Signed to practice squad
8/27	LB	Kristian Welch	Signed to practice squad
8/26	RB	Israel Abanikanda	Released
8/26	DL	Deslin Alexandre	Released
8/26	DB	Johnathan Baldwin	Released
8/26	CB	Corey Ballentine	Released
8/26	T	Brant Banks	Released
8/26	LB	Jared Bartlett	Released
8/26	S	Omar Brown	Placed on injured reserve
8/26	QB	Sean Clifford	Released
8/26	G	Tyler Cooper	Released
8/26	RB	Tyrion Davis-Price	Released
8/26	QB	Taylor Elgersma	Released
8/26	DL	James Ester	Released
8/26	WR	Mecole Hardman	Released
8/26	CB	Tyron Herring	Released
8/26	WR	Julian Hicks	Released
8/26	C	Trey Hill	Released
8/26	RB	Amar Johnson	Released
8/26	WR	Cornelius Johnson	Released
8/26	LB	Jamon Johnson	Released
8/26	CB	Kalen King	Released
8/26	G	JJ Lippe	Released
8/26	RB	MarShawn Lloyd	Placed on injured reserve/designated for return
8/26	TE	Johnny Lumpkin	Released
8/26	K	Mark McNamee	Released
8/26	C/G	Jacob Monk	Placed on injured reserve/designated for return
8/26	DL	Arron Mosby	Released
8/26	WR	Isaiah Neyor	Released
8/26	DL	Devonte O'Malley	Released
8/26	DL	Collin Oliver	Placed on reserve/physically unable to perform
8/26	LS	Matt Orzech	Signed contract extension
8/26	WR	Will Sheppard	Released
8/26	LB	Isaiah Simmons	Released
8/26	DB	Jaylin Simpson	Released
8/26	G/C	Lecitus Smith	Released
8/26	TE	Messiah Swinson	Released
8/26	T	Kadeem Telfort	Released
8/26	WR	Christian Watson	Placed on reserve/physically unable to perform
8/26	LB	Kristian Welch	Released
8/26	G	John Williams	Placed on reserve/physically unable to perform
8/25	WR	Kawaan Baker	Released
8/25	T/G	Darian Kinnard	Acquired via trade from Philadelphia Eagles
8/18	CB	Garnett Hollis Jr.	Released

8/18	DL	Devonte O'Malley	Signed
8/18	DL	Keith Randolph	Waived/injured
8/18	DB	Jaylin Simpson	Signed
8/13	WR	Kawaan Baker	Claimed off waivers from the Las Vegas Raiders
8/12	RB	Tyrion Davis-Price	Signed
8/12	CB	Isaiah Dunn	Waived/injured
8/12	RB	Jalen White	Waived/injured
8/6	T	Travis Glover	Placed on injured reserve
8/6	WR	Isaiah Neyor	Signed
8/5	G/C	Lecitus Smith	Signed
8/5	WR	Sam Brown Jr.	Waived/injured
8/4	CB	Corey Ballentine	Signed
8/4	CB	Gregory Junior	Released
7/30	LB	Jared Bartlett	Signed
7/30	S	Kahzir Brown	Released
7/26	RB	Israel Abanikanda	Signed
7/26	CB	Garnett Hollis Jr.	Signed
7/22	K	Mark McNamee	Signed
7/22	WR	Will Sheppard	Signed
7/22	OL	Zach Tom	Signed contract extension
7/21	K	Alex Hale	Released
7/18	T	Anthony Belton	Signed
7/18	DL	Nesta Jade Silveira	Released
7/18	DL	Cameron Young	Released
6/10	DL	Cameron Young	Signed
6/9	CB	Jaire Alexander	Released
6/2	WR	Jadon Janke	Waived/injured
5/29	DL	Jeremiah Martin	Waived/injured
5/21	CB	Kaleb Hayes	Released
5/21	CB	Gregory Junior	Signed
5/14	WR	Jadon Janke	Signed
5/12	QB	Taylor Elgersma	Signed
5/12	G	Marquis Hayes	Released
5/5	WR	Lideatrick Griffin	Released
5/2	CB	Johnathan Baldwin	Signed
5/2	T	Brant Banks	Signed
5/2	DL	Warren Brinson	Signed
5/2	S	Kahzir Brown	Signed
5/2	G	Tyler Cooper	Signed
5/2	CB	Tyron Herring	Signed
5/2	RB	Amar Johnson	Signed
5/2	LB	Jamon Johnson	Signed
5/2	G	JJ Lippe	Signed
5/2	DL	Collin Oliver	Signed
5/2	CB	Micah Robinson	Signed
5/2	DL	Barryn Sorrell	Signed
5/2	DL	Nazir Stackhouse	Signed
5/2	RB	Jalen White	Signed
5/2	G	John Williams	Signed
5/2	WR	Savion Williams	Signed
4/29	LB	Isaiah Simmons	Signed
4/28	DL	Leonard Payne	Released
4/14	TE	John FitzPatrick	Re-signed
3/28	LB	Kristian Welch	Signed
3/20	WR	Mecole Hardman	Signed
3/18	G	Aaron Banks	Signed
3/13	CB	Nate Hobbs	Signed
3/5	K	Brandon McManus	Re-signed
3/3	LB	Isaiah McDuffie	Re-signed
1/15	DL	Leonard Payne	Signed
1/14	CB	Isaiah Dunn	Signed
1/14	WR	Lideatrick Griffin	Signed
1/14	CB	Kaleb Hayes	Signed
1/14	C	Trey Hill	Signed
1/14	TE	Johnny Lumpkin	Signed
1/14	DL	Keith Randolph	Signed
1/14	DL	Nesta Jade Silveira	Signed
1/13	DL	Deslin Alexandre	Signed
1/13	S	Omar Brown	Signed
1/13	DL	James Ester	Signed
1/13	CB	Kamal Hadden	Signed
1/13	K	Alex Hale	Signed
1/13	G	Marquis Hayes	Signed
1/13	WR	Julian Hicks	Signed
1/13	G/T	Donovan Jennings	Signed
1/13	WR	Cornelius Johnson	Signed
1/13	CB	Kalen King	Signed
1/13	DL	Jeremiah Martin	Signed
1/13	TE	Messiah Swinson	Signed

TRANSACTIONS BY PLAYER

Abanikanda, Israel - RB

7/26/25 Claimed off waivers
from the San Francisco
49ers

8/26/25 Released
8/27/25 Signed to practice squad

Alexander, Jaire - CB

6/9/25 Released

Alexandre, Deslin - DL

1/13/25 Signed
8/26/25 Released
8/27/25 Signed to practice squad

Baker, Kawaan - WR

8/13/25 Claimed off waivers
from the Las Vegas
Raiders
8/25/25 Released

Baldwin, Johnathan - CB

5/2/25 Signed
8/26/25 Released
8/27/25 Signed to practice squad

Ballentine, Corey - CB

8/4/25 Signed
8/26/25 Released

Banks, Aaron - G

3/18/25 Signed

Banks, Brant - T

5/2/25 Signed
8/26/25 Released
8/27/25 Signed to practice squad
9/11/25 Elevated from practice
squad to active roster
for gameday

Bartlett, Jared - LB

7/30/25 Signed
8/26/25 Released

Belton, Anthony - T

7/18/25 Signed

Brinson, Warren - DL

5/2/25 Signed

Brown, Kahzir - S

5/2/25 Signed
7/30/25 Released

Brown, Omar - S

1/13/25 Signed
8/26/25 Placed on injured
reserve

Brown Jr., Sam - WR

5/29/25 Signed
8/5/25 Waived/injured

Clark, Kenny - DL

8/28/25 Traded to Dallas
Cowboys

Clifford, Sean - QB

8/26/25 Released

Cooper, Dalton - T

8/28/25 Signed to practice squad

Cooper, Tyler - G

5/2/25 Signed
8/26/25 Released

Cox Jr., Brenton - DL

9/11/25 Placed on injured
reserve

Davis-Price, Tyrion - RB

8/12/25 Signed
8/26/25 Released

Dunn, Isaiah - CB

1/14/25 Signed
8/12/25 Waived/injured

Elgersma, Taylor - QB

5/12/25 Signed
8/26/25 Released

Ester, James - DL

1/13/25 Signed
8/26/25 Released
8/27/25 Signed to practice squad

FitzPatrick, John - TE

4/14/25 Signed

Glover, Travis - T

8/6/25 Placed on injured
reserve

Golden, Matthew - WR

5/19/25 Signed

Griffin, Tulu - WR

1/14/25 Signed
5/5/25 Released

Hadden, Kamal - CB

1/13/25 Signed

Hale, Alex - K

1/13/25 Signed
7/21/25 Released

Hardman, Mecole - WR

3/20/25 Signed
8/26/25 Released
8/27/25 Signed to practice squad

Hayes, Kaleb - CB

1/14/25 Signed
5/21/25 Released

Hayes, Marquis - G

1/13/25 Signed
5/12/25 Released

Herring, Tyron - CB

5/2/25 Signed
8/26/25 Released

Hicks, Julian - WR

1/13/25 Signed
8/26/25 Released

Hill, Trey - C

1/14/25 Signed
8/26/25 Released

Hobbs, Nate - CB

3/13/25 Signed

Hollis Jr., Garnett - CB

7/26/25 Signed
8/18/25 Released

Jade Silvera, Nesta - DL

1/14/25 Signed
7/18/25 Released

Janke, Jadon - WR

5/14/25 Signed
6/2/25 Waived/injured

Jennings, Donovan - G/T

1/13/25 Signed

Johnson, Amar - RB

5/2/25 Signed
8/26/25 Released

Johnson, Cornelius - WR

1/13/25 Signed
8/26/25 Released

Johnson, Jamon - LB

5/2/25 Signed
8/26/25 Released
8/27/25 Signed to practice squad

Junior, Gregory - CB

5/21/25 Signed
8/4/25 Released

King, Kalen - CB

1/13/25 Signed
8/26/25 Released

Kinnard, Darian - T/G

8/25/25 Acquired via trade from
Philadelphia Eagles

Lippe, J.J. - G

5/2/25 Signed
8/26/25 Released

Lloyd, MarShawn - RB

8/26/25 Placed on injured
reserve/designated for
return

Lumpkin, Johnny - TE

1/14/25 Signed
8/26/25 Released

Martin, Jeremiah - DL

1/13/25 Signed
5/29/25 Waived/injured

McDuffie, Isaiah - LB

3/3/25 Re-signed

McManus, Brandon - K

3/5/25 Re-signed

McNamee, Mark - K

7/22/25 Signed
8/26/25 Released
8/27/25 Signed to practice squad
(NFL International
Pathway Program)

Monk, Jacob - C/G

8/26/25 Placed on injured
reserve/designated for
return

Mosby, Arron - DL

8/26/25 Released
8/27/25 Signed to practice squad

Neyor, Isaiah - WR

8/6/25 Signed
8/26/25 Released
8/27/25 Signed to practice squad

Niemann, Nick - LB

8/27/25 Signed

Oliver, Collin - DL

5/2/25 Signed

8/26/25 Placed on reserve/physically unable to perform

O'Malley, Devonte - DL

8/18/25 Signed

8/26/25 Released

Orzech, Matt - LS

8/26/25 Signed contract extension

Parsons, Micah - DL

8/28/25 Acquired via trade from Dallas Cowboys

Payne, Leonard - DL

1/15/25 Signed

4/28/25 Released

Randolph Jr., Keith - DL

1/14/25 Signed

8/18/25 Waived/injured

Reed, Jayden - WR

9/20/25 Placed on injured reserve

Robinson, Micah - CB

5/2/25 Signed

8/27/25 Released

8/28/25 Signed to practice squad

9/6/25 Elevated from practice squad to active roster for gameday

9/11/25 Elevated from practice squad to active roster for gameday

Sheppard, Will - WR

7/22/25 Signed

8/26/25 Released

8/27/25 Signed to practice squad

Simmons, Isaiah - LB

4/29/25 Signed

8/26/25 Released

Simpson, Jaylin - DB

8/18/25 Signed

8/26/25 Released

8/27/25 Signed to practice squad

Smith, Lecitus - G/C

8/5/25 Signed

8/26/25 Released

Sorrell, Barryn - DL

5/2/25 Signed

Stackhouse, Nazir - DL

5/2/25 Signed

Swinson, Messiah - TE

1/13/25 Signed

8/26/25 Released

Telfort, Kadeem - T

8/26/25 Released

Tom, Zach - OL

7/22/25 Signed contract extension

Tune, Clayton - QB

8/28/25 Signed to practice squad

Watson, Christian - WR

8/26/25 Placed on reserve/physically unable to perform

9/10/25 Signed contract extension

Welch, Kristian - LB

3/28/25 Signed

8/26/25 Released

8/27/25 Signed to practice squad

Whelan, Daniel - P

9/4/25 Signed contract extension

White, Jalen - RB

5/2/25 Signed

8/12/25 Waived/injured

Whyle, Josh - TE

8/28/25 Signed to practice squad

Williams, John - G

5/2/25 Signed

8/26/25 Placed on reserve/physically unable to perform

Williams, Savion - WR

5/2/25 Signed

Young, Cameron - DL

6/10/25 Signed

7/18/25 Released



GAME SUMMARIES



GAME SUMMARY [LAST MATCHUP]



2023 NFC WILD CARD PLAYOFF GAME
Green Bay Packers 48, Dallas Cowboys 32
93,799 ★ AT&T Stadium ★ Jan 14, 2024



Green Bay Packers	7	20	14	7	—	48
Dallas Cowboys	0	7	9	16	—	32

Dallas Cowboys Starters

OFFENSE			DEFENSE		
WR	88	C. Lamb	DE	90	D. Lawrence
LT	77	T. Smith	DT	97	O. Odighizuwa
LG	73	T. Smith	DT	95	J. Hankins
C	63	T. Biadasz	DE	11	M. Parsons
RG	70	Z. Martin	LB	18	D. Clark
RT	78	T. Steele	LB	14	M. Bell
TE	87	J. Ferguson	CB	21	S. Gilmore
OB	4	D. Prescott	CB	2	J. Lewis
RB	20	T. Pollard	CB	26	D. Bland
WR	13	M. Gallup	S	1	J. Kearse
WR	3	B. Cooks	S	6	D. Wilson

Green Bay Packers Starters

OFFENSE			DEFENSE		
WR	87	R. Doubs	DE	97	K. Clark
TE	85	T. Kraft	NT	93	T. Slaton
LT	63	R. Walker	OLB	91	P. Smith
LG	74	E. Jenkins	ILB	59	D. Campbell
C	71	J. Myers	ILB	7	Q. Walker
RG	76	J. Runyan	OLB	52	R. Gary
RT	50	Z. Tom	CB	23	J. Alexander
TE	88	L. Musgrave	CB	24	C. Valentine
WR	13	D. Wicks	CB	25	K. Nixon
QB	10	J. Love	S	26	D. Savage
RB	33	A. Jones	S	34	J. Owens

SCORING DRIVES

TEAM	QTR	TIME	SCORING PLAY	GB	DAL
Packers	1	07:08	A.Jones 3 yd. run (A.Carlson kick) (12-75, 7:52)	7	0
Packers	2	14:15	A.Jones 1 yd. run (A.Carlson kick) (3-19, 1:28)	14	0
Packers	2	03:23	D.Wicks 20 yd. pass from J.Love (kick failed, hru) (10-93, 5:44)	20	0
Packers	2	01:50	D.Savage 64 yd. interception return (A.Carlson kick)	27	0
Cowboys	2	00:00	J.Ferguson 1 yd. pass from D.Prescott (B.Aubrey kick) (12-55, 1:50)	27	7
Cowboys	3	09:23	B.Aubrey 34 yd. Field Goal (12-60, 5:37)	27	10
Packers	3	06:38	A.Jones 9 yd. run (A.Carlson kick) (5-75, 2:45)	34	10
Cowboys	3	03:03	T.Pollard 1 yd. run (kick failed, hru) (11-88, 3:35)	34	16
Packers	3	01:27	L.Musgrave 38 yd. pass from J.Love (A.Carlson kick) (3-75, 1:36)	41	16
Packers	4	10:23	R.Doubs 3 yd. pass from J.Love (A.Carlson kick) (8-40, 4:37)	48	16
Cowboys	4	05:54	J.Ferguson 7 yd. pass from D.Prescott (R.Dowdle run) (11-75, 4:29)	48	24
Cowboys	4	03:25	J.Ferguson 14 yd. pass from D.Prescott (D.Prescott run) (4-91, 1:24)	48	32

GREEN BAY PACKERS

PASSING	ATT	CP	YDS	SK/YD	TD	LG	INT	RTG
Jordan Love	21	16	272	0/0	3	46	0	157.2
TOTAL	21	16	272	0/0	3	46	0	157.2

RUSHING	ATT	YDS	AVG	LG	TD
Aaron Jones	21	118	5.6	27	3
Emanuel Wilson	8	20	2.5	7	0
Patrick Taylor	3	6	2.0	3	0
Jordan Love	1	-1	-1.0	-1	0
TOTAL	33	143	4.3	27	3

RECEIVING	NO	YDS	AVG	LG	TD
Romeo Doubs	6	151	25.2	46	1
Luke Musgrave	3	52	17.3	38	1
Dontayvion Wicks	2	25	12.5	20	1
Tucker Kraft	2	15	7.5	10	0
Aaron Jones	1	13	13.0	13	0
Christian Watson	1	9	9.0	9	0
Bo Melton	1	7	7.0	7	0
TOTAL	16	272	17.0	46	3

TOP DEFENSE	TOT	SOLO	AST	SCK	YDS	INT
Keisean Nixon	11	7	4	1.0	6.0	0
Quay Walker	11	4	7	0.0	0.0	0
De Vondre Campbell	8	6	2	1.0	0.0	0

FIELD GOALS	FGM/FGA	PERCENT	RESULTS
No Field Goals			

DALLAS COWBOYS

PASSING	ATT	CP	YDS	SK/YD	TD	LG	INT	RTG
Dak Prescott	60	41	403	4/16	3	47	2	89.8
TOTAL	60	41	403	4/16	3	47	2	89.8

RUSHING	ATT	YDS	AVG	LG	TD
Tony Pollard	15	56	3.7	11	1
Dak Prescott	6	45	7.5	18	0
Rico Dowdle	2	11	5.5	9	0
Brandin Cooks	1	6	6.0	6	0
CeeDee Lamb	1	5	5.0	5	0
TOTAL	25	123	4.9	18	1

RECEIVING	NO	YDS	AVG	LG	TD
Jake Ferguson	10	93	9.3	22	3
CeeDee Lamb	9	110	12.2	47	0
Tony Pollard	7	29	4.1	9	0
Michael Gallup	6	103	17.2	42	0
Brandin Cooks	6	47	7.8	18	0
Rico Dowdle	2	14	7.0	10	0
Luke Schoonmaker	1	7	7.0	7	0
TOTAL	41	403	9.8	47	3

TOP DEFENSE	TOT	SOLO	AST	SCK	YDS	INT
Damone Clark	10	6	4	0.0	0.0	0
Markquese Bell	9	5	4	0.0	0.0	0
DaRon Bland	6	5	1	0.0	0.0	0

FIELD GOALS	FGM/FGA	PERCENT	RESULTS
Brandon Aubrey	1-1	100.0	34G
TOTAL	1-1	100.0	

Team Statistics

First Downs	
3rd-Down Eff. (Made/Att/Pct)	
4th-Down Eff. (Made/Att/Pct)	
Total Net Yards	
Total Plays	
Yards Per Play	
Rushes/Net Yards	
Net Passing	
Pass Attempts/Completions	
Had Intercepted	
Sacked/Yards Lost	
Punts/Average	
Penalties/Yards	
Fumbles/Lost	
Possession Time	

Packers Cowboys

22	37
61/0/60%	10/16/63%
1/1/100%	0/2/0%
415	510
54	89
7.7	5.7
33/143	25/123
272	387
21/16	60/41
0	2
0/0	4/16
3/37.7	2/40.0
7/66	6/48
0/0	0/0
28:55	31:05

GAME SUMMARIES



13



27

WEEK 1
Green Bay Packers 27, Detroit Lions 13
77,239 🟢 Lambeau Field 🟢 Sep 7, 2025

Detroit Lions	0	3	3	7	13
Green Bay Packers	10	7	0	10	27

Detroit Lions Starters

OFFENSE			DEFENSE		
WR	1	J. Williams	EDGE	97	A. Hutchinson
WR	14	A. St. Brown	DL	91	T. Williams
LT	68	T. Decker	DL	96	D. Reaser
LG	73	C. Mahogany	EDGE	92	M. Davenport
C	60	G. Glasgow	LB	46	J. Campbell
RG	69	T. Rattledge	LB	34	A. Anzalone
RT	58	P. Sewell	LB	55	D. Barnes
TE	87	S. LaPorta	CB	4	D. Reed
TE	89	B. Wright	CB	6	T. Arnold
QB	16	J. Goff	S	32	B. Branch
RB	0	J. Gibbs	S	31	K. Joseph

Green Bay Packers Starters

OFFENSE			DEFENSE		
WR	87	R. Doubs	DE	52	R. Gary
WR	0	M. Golden	DT	95	D. Wyatt
LT	63	R. Walker	DT	96	C. Wooden
LG	65	A. Banks	DE	90	L. Van Ness
C	74	E. Jenkins	LB	58	I. McDuffie
RG	75	S. Rhyan	LB	7	Q. Walker
RT	50	Z. Tom	LB	56	E. Cooper
TE	45	T. Kraft	CB	25	K. Nixon
TE	88	L. Musgrave	CB	24	C. Valentine
QB	10	J. Love	S	29	X. McKinney
RB	8	J. Jacobs	S	20	J. Bullard

OFFICIALS: Referee: Clete Blakeman (34), Umpire: Scott Campbell (127), Down Judge: Andy Warner (64), Line Judge: Kent Payne (79), Field Judge: Karina Tovar (91), Side Judge: James Coleman (95), Back Judge: Jonah Monroe (120), Replay Official: Chad Adams, Replay Assistant: Amber Cornell

SCORING DRIVES

TEAM	QTR	TIME	SCORING PLAY	DET	GB
Packers	1	09:26	T. Kraft 15 yd. pass from J. Love (B. McManus kick) (12-83, 5:34)	0	7
Packers	1	03:58	B. McManus 34 yd. Field Goal (7-36, 2:54)	0	10
Lions	2	09:27	J. Bates 30 yd. Field Goal (16-78, 9:31)	3	10
Packers	2	08:34	J. Reed 17 yd. pass from J. Love (B. McManus kick) (2-65, 0:53)	3	17
Lions	3	09:40	J. Bates 27 yd. Field Goal (9-59, 5:20)	6	17
Packers	4	07:57	J. Jacobs 3 yd. run (B. McManus kick) (8-36, 4:43)	6	24
Packers	4	04:22	B. McManus 38 yd. Field Goal (4-7, 2:15)	6	27
Lions	4	00:55	I. TeStaa 13 yd. pass from J. Goff (J. Bates kick) (13-65, 3:27)	13	27

DETROIT LIONS

PASSING	ATT	CP	YDS	SK/YD	TD	LG	INT	RTG
Jared Goff	39	31	225	4/25	1	32	1	88.6
TOTAL	39	31	225	4/25	1	32	1	88.6

RUSHING	ATT	YDS	AVG	LG	TD
David Montgomery	11	25	2.3	6	0
Jahmyr Gibbs	9	19	2.1	14	0
Jameson Williams	1	3	3.0	3	0
Jared Goff	1	-1	-1.0	-1	0
TOTAL	22	46	2.1	14	0

RECEIVING	NO	YDS	AVG	LG	TD
Jahmyr Gibbs	10	31	3.1	7	0
Sam LaPorta	6	79	13.2	32	0
Amon-Ra St. Brown	4	45	11.3	19	0
Jameson Williams	4	23	5.8	11	0
David Montgomery	4	18	4.5	7	0
Kalif Raymond	2	16	8.0	9	0
Isaac TeStaa	1	13	13.0	13	1
TOTAL	31	225	7.3	32	1

TOP DEFENSE	TOT	SOLO	AST	SK	YDS	INT
Jack Campbell	10	5	5	0.0	0.0	0
Derrick Barnes	6	4	2	0.0	0.0	0
Terrion Arnold	6	3	3	0.0	0.0	0

FIELD GOALS	FGM/FGA	PERCENT	RESULTS
Jake Bates	2-2	100.0	30G, 27G
TOTAL	2-2	100.0	

GREEN BAY PACKERS

PASSING	ATT	CP	YDS	SK/YD	TD	LG	INT	RTG
Jordan Love	22	16	188	0/0	2	48	0	128.6
TOTAL	22	16	188	0/0	2	48	0	128.6

RUSHING	ATT	YDS	AVG	LG	TD
Josh Jacobs	19	66	3.5	15	1
Jordan Love	3	4	1.3	3	0
Emanuel Wilson	1	4	4.0	4	0
Tucker Kraft	1	3	3.0	3	0
Chris Brooks	1	1	1.0	1	0
TOTAL	25	78	3.1	15	1

RECEIVING	NO	YDS	AVG	LG	TD
Jayden Reed	3	45	15.0	26	1
Romeo Doubs	2	68	34.0	48	0
Dontayvion Wicks	2	30	15.0	16	0
Matthew Golden	2	16	8.0	11	0
Tucker Kraft	2	16	8.0	15	1
Josh Jacobs	1	4	4.0	4	0
Luke Musgrave	1	4	4.0	4	0
Chris Brooks	1	2	2.0	2	0
John FitzPatrick	1	2	2.0	2	0
Savion Williams	1	1	1.0	1	0
TOTAL	16	188	11.8	48	2

TOP DEFENSE	TOT	SOLO	AST	SK	YDS	INT
Edgerrin Cooper	12	8	4	0.0	0.0	0
Javon Bullard	9	7	2	0.0	0.0	0
Quay Walker	9	6	3	0.0	0.0	0

FIELD GOALS	FGM/FGA	PERCENT	RESULTS
Brandon McManus	2-2	100.0	34G, 38G
TOTAL	2-2	100.0	

GREEN BAY, Wis. (AP) — Jordan Love threw a pair of touchdown passes and Micah Parsons had a sack in his Green Bay debut as the Packers delivered an exceptional defensive performance in a 27-13 victory over the Detroit Lions on Sunday. The Packers won their 13th consecutive home opener, tied for the longest streak in NFL history (Miami, 1976-88). The Packers got points on their opening three possessions to take a 17-3 lead they wouldn't relinquish. Love went 16 of 22 for 188 yards with TD passes of 15 yards to Tucker Kraft and 17 yards to Jayden Reed. Josh Jacobs added a 3-yard score in the fourth quarter, giving him a TD in a franchise-record nine straight games. Parsons got his first sack as a Packer with just over four minutes left in the game. He also applied pressure that led to Evan Williams' second-quarter interception. Jared Goff went 31 of 39 for 225 yards with a touchdown and an interception. David Montgomery and Jahmyr Gibbs were held to a combined 44 yards on 20 carries. The Lions netted just six points from their first three drives into the red zone before Detroit scored its lone touchdown on a 13-yard pass from Goff to Isaac TeStaa with 55 seconds left. Detroit appeared on the verge of getting into the game in the third quarter when Brian Branch scored an apparent touchdown on a 35-yard interception return, but a defensive holding penalty on Rock Ya-Sin nullified the play. Green Bay then scored the next 10 points to put the game away.

Team Statistics

First Downs	16
3rd-Down Eff. (Made/Att/Pct)	5/15/33%
4th-Down Eff. (Made/Att/Pct)	3/4/75%
Total Net Yards	246
Total Plays	65
Yards Per Play	3.8
Rushes/Net Yards	22/46
Net Passing	200
Pass Attempts/Completions	39/31
Had Intercepted	1
Sacked/Yards Lost	4/25
Punts/Average	3/47.3
Penalties/Yards	7/40
Fumbles/Lost	0/0
Possession Time	35:25

Lions Packers

14	18
4/10/40%	4/10/40%
1/1/100%	1/1/100%
266	266
5.7	5.7
25/78	25/78
188	188
22/166	22/166
0	0
3/54.7	3/54.7
4/40	4/40
0/0	0/0
24:35	24:35

GAME SUMMARIES



18

WEEK 2
Green Bay Packers 27, Washington Commanders 18
77,289 @ Lambeau Field Sep 11, 2025



27

Washington Commanders	0	3	0	15	—	18
Green Bay Packers	7	7	3	10	—	27

Washington Commanders Starters

OFFENSE			DEFENSE		
WR	17	T. McLaurin	DE	91	D. Wise
LT	78	L. Tunsil	DT	94	D. Payne
LG	74	B. Coleman	DT	99	J. Kinkaid
C	63	T. Bladze	DE	92	D. Armstrong
RG	67	N. Allegretti	LB	54	B. Wagner
RT	72	J. Conerly	LB	4	F. Luvu
TE	86	Z. Ertz	CB	2	M. Lattimore
QB	87	J. Sims	CB	23	T. Amos
WR	85	N. Brown	CB	0	M. Sainristil
QB	5	J. Daniels	S	3	W. Harris
RB	30	A. Ekeler	S	20	O. Martin

Green Bay Packers Starters

OFFENSE			DEFENSE		
WR	87	R. Doubs	DE	52	R. Gary
WR	13	D. Wicks	DT	95	D. Wyatt
WR	11	J. Reed	DT	96	C. Wooden
LT	63	R. Walker	DE	1	M. Parsons
LG	77	J. Morgan	LB	58	I. McDuffie
C	74	E. Jenkins	LB	7	Q. Walker
RG	75	S. Rhyan	LB	56	E. Cooper
RT	71	A. Shelton	CB	25	K. Nixon
TE	85	T. Kraft	CB	21	N. Hobbs
QB	10	J. Love	S	29	X. McKinney
RB	8	J. Jacobs	S	33	E. Williams

OFFICIALS: Referee: Brad Rogers (126), Umpire: Bryan Neale (92), Down Judge: Patrick Turner (13), Line Judge: Kevin Cody (16), Field Judge: Joe Blubaugh (57), Side Judge: David Mrowka (118), Back Judge: Greg Yette (38), Replay Official: Denise Crupar, Replay Assistant: Brian Smith

SCORING DRIVES

TEAM	QTR	TIME	SCORING PLAY	WAS	GB
Packers	1	04:33	R.Doubs 5 yd. pass from J.Love (B.McManus kick) (7-96, 3:35)	0	7
Packers	2	07:34	J.Jacobs 2 yd. run (B.McManus kick) (10-92, 4:50)	0	14
Commanders	2	04:27	M.Gay 51 yd. Field Goal (9-37, 3:07)	3	14
Packers	3	06:37	B.McManus 22 yd. Field Goal (10-54, 5:17)	3	17
Commanders	4	13:45	Z.Ertz 20 yd. pass from J.Daniels (M.Gay kick) (11-50, 4:46)	10	17
Packers	4	08:57	T.Kraft 8 yd. pass from J.Love (B.McManus kick) (9-65, 4:46)	10	24
Packers	4	06:42	B.McManus 56 yd. Field Goal (4-2, 1:00)	10	27
Commanders	4	02:53	D.Samuel 10 yd. pass from J.Daniels (J.Daniels-L.McCaffrey pass) (10-65, 3:49)	18	27

WASHINGTON COMMANDERS

PASSING	ATT	CP	YDS	SK/YD	TD	LG	INT	RTG
Jayden Daniels	42	24	200	4/21	2	20t	0	85.4
TOTAL	42	24	200	4/21	2	20t	0	85.4

RUSHING	ATT	YDS	AVG	LG	TD
Austin Ekeler	8	17	2.1	5	0
Jayden Daniels	7	17	2.4	8	0
Jacory Croskey-Merritt	4	17	4.3	5	0
TOTAL	19	51	2.7	8	0

RECEIVING	NO	YDS	AVG	LG	TD
Deebo Samuel	7	44	6.3	12	1
Zach Ertz	6	64	10.7	20t	1
Terry McLaurin	5	48	9.6	14	0
Austin Ekeler	2	7	3.5	4	0
Luke McCaffrey	1	19	19.0	19	0
Noah Brown	1	9	9.0	9	0
Ben Sinnott	1	7	7.0	7	0
Jaylin Lane	1	2	2.0	2	0
TOTAL	24	200	8.3	20t	2

TOP DEFENSE	TOT	SOLO	AST	SCK	YDS	INT
Bobby Wagner	11	3	8	0.0	0.0	0
Quan Martin	7	4	3	0.0	0.0	0
Marshon Lattimore	6	5	1	0.0	0.0	0

FIELD GOALS	FGM/FGA	PERCENT	RESULTS
Matt Gay	1-3	33.3	51G, 58WL, 52RU
TOTAL	1-3	33.3	

GREEN BAY PACKERS

PASSING	ATT	CP	YDS	SK/YD	TD	LG	INT	RTG
Jordan Love	31	19	292	2/23	2	57	0	113.9
TOTAL	31	19	292	2/23	2	57	0	113.9

RUSHING	ATT	YDS	AVG	LG	TD
Josh Jacobs	23	84	3.7	10	1
Savion Williams	2	24	12.0	16	0
Matthew Golden	2	15	7.5	9	0
Jordan Love	3	12	4.0	14	0
TOTAL	30	135	4.5	16	1

RECEIVING	NO	YDS	AVG	LG	TD
Tucker Kraft	6	124	20.7	57	1
Dontayvion Wicks	4	44	11.0	14	0
Romeo Doubs	3	28	9.3	17	1
Chris Brooks	3	27	9.0	16	0
Luke Musgrave	2	32	16.0	23	0
Malik Heath	1	37	37.0	37	0
TOTAL	19	292	15.4	57	2

TOP DEFENSE	TOT	SOLO	AST	SCK	YDS	INT
Edgerrin Cooper	10	7	3	0.5	5.0	0
Quay Walker	8	4	4	0.0	0.0	0
Javon Bullard	5	5	0	0.0	0.0	0

FIELD GOALS	FGM/FGA	PERCENT	RESULTS
Brandon McManus	2-3	66.7	48LU, 22G, 56G
TOTAL	2-3	66.7	

GREEN BAY, Wis. (AP) — Jordan Love threw for 292 yards and two touchdowns and the Packers beat the Washington Commanders, 27-18, on Thursday night. Tight end Tucker Kraft caught six passes for a career-high 124 yards. Love and Kraft connected for an 8-yard touchdown strike with 8:57 left to thwart the Commanders' comeback attempt. Love went 19 of 31 to lead an offense that was playing without injured linemen Zach Tom and Aaron Banks. Love's other TD pass was a 5-yarder to Romeo Doubs in the first quarter. Jayden Daniels was 24 of 42 for 200 yards with TD passes of 20 yards to Zach Ertz and 10 yards to Deebo Samuel. Daniels was sacked four times and pressured all night. Green Bay built a 14-3 halftime lead by putting together two TD drives of 90-plus yards. Doubs' touchdown capped a seven-play, 96-yard drive that included a 57-yard completion to Kraft, plus a 14-yard scramble by Love on third-and-9 from Washington's 19. Josh Jacobs made it 14-0 with a 2-yard TD run to finish a 10-play, 92-yard march that featured a 37-yard completion to Malik Heath. Jacobs finished with 84 yards on 23 carries. Washington gained 23 yards on its first three series before getting on the board with a 51-yard field goal from Matt Gay. After Brandon McManus' 22-yard field goal made it 17-3 in the third quarter, Washington cut the margin to 17-10 on Ertz's touchdown catch with 13:45 remaining. The Packers reached the end zone on their next series, and McManus added a 56-yard field goal later in the fourth quarter.

Team Statistics

First Downs	15
3rd-Down Eff. (Made/Att/Pct)	5/16/31%
4th-Down Eff. (Made/Att/Pct)	1/3/33%
Total Net Yards	230
Total Plays	65
Yards Per Play	3.5
Rushes/Net Yards	19/51
Net Passing	179
Pass Attempts/Completions	42/24
Had Intercepted	0
Sacked/Yards Lost	4/21
Punts/Average	4/46.8
Penalties/Yards	5/30
Fumbles/Lost	0/0
Possession Time	27:34

Commanders

15
5/16/31%
1/3/33%
230
65
3.5
19/51
179
42/24
0
4/21
4/46.8
5/30
0/0
27:34

Packers

22
5/12/42%
0/1/0%
404
63
6.4
30/135
269
31/19
0
2/23
4/53.3
10/77
0/0
32:26

GAME SUMMARIES



WEEK 3 Cleveland Browns 13, Green Bay Packers 10 65,470 🍷 Huntington Bank Field 🍷 Sep 21, 2025

Green Bay Packers	0	3	7	0	—	10
Cleveland Browns	0	0	0	13	—	13

Cleveland Browns Starters

OFFENSE			DEFENSE		
WR	0	I. Bond	DE	95	M. Garrett
WR	19	C. Tillman	DT	96	M. Collins
TE	85	D. Njoku	DT	94	M. Graham
LT	71	C. Lucas	DE	57	I. McGuire
LG	75	J. Bitonio	LB	49	C. Schwesinger
C	55	E. Pocic	LB	30	D. Bush
LG	77	W. Teller	CB	26	M. Harden
LT	79	D. Jones	CB	21	D. Ward
WR	3	J. Jaudy	CB	0	G. Newsome II
QB	19	J. Flacco	S	9	G. Delpit
RB	10	Q. Judkins	S	33	R. Hickman

Green Bay Packers Starters

OFFENSE			DEFENSE		
WR	87	R. Doubs	DE	52	R. Gary
WR	13	D. Wicks	DT	95	D. Wyatt
WR	0	M. Golden	DT	96	C. Wooden
LT	63	R. Walker	DE	1	M. Parsons
LG	65	A. Banks	LB	7	Q. Walker
C	74	E. Jenkins	LB	56	E. Cooper
RG	75	S. Rhyhan	CB	25	K. Nixon
RT	50	Z. Tom	CB	21	N. Hobbs
TE	85	T. Kraft	S	29	X. McKinnley
QB	10	J. Love	S	20	J. Bullard
RB	8	J. Jacobs	S	33	E. Williams

SCORING DRIVES

TEAM	QTR	TIME	SCORING PLAY	GB	CLE
Packers	2	14:53	B. McManus 39 yd. Field Goal (13-43, 7:23)	3	0
Packers	3	03:23	J. FitzPatrick 3 yd. pass from J. Love (B. McManus kick) (14-71, 7:41)	10	0
Browns	4	03:38	A. Szmyt 35 yd. Field Goal (12-63, 5:48)	10	3
Browns	4	03:01	Q. Judkins 1 yd. run (A. Szmyt kick) (1-4, 0:07)	10	10
Browns	4	00:00	A. Szmyt 55 yd. Field Goal (5-16, 0:21)	10	13

GREEN BAY PACKERS

PASSING	ATT	CP	YDS	SK/YD	TD	LG	INT	RTG
Jordan Love	25	18	183	5/34	1	34	1	89.2
TOTAL	25	18	183	5/34	1	34	1	89.3

RUSHING	ATT	YDS	AVG	LG	TD
Josh Jacobs	16	30	1.9	7	0
Emanuel Wilson	6	25	4.2	9	0
Jordan Love	4	18	4.5	10	0
Matthew Golden	3	9	3.0	4	0
Savion Williams	2	-1	-0.5	2	0
TOTAL	31	81	2.6	10	0

RECEIVING	NO	YDS	AVG	LG	TD
Josh Jacobs	5	44	8.8	31	0
Matthew Golden	4	52	13.0	34	0
Tucker Kraft	3	29	9.7	18	0
Romeo Doubs	2	25	12.5	16	0
Dontayvion Wicks	2	21	10.5	16	0
John FitzPatrick	2	12	6.0	9	1
TOTAL	18	183	10.2	34	1

TOP DEFENSE	TOT	SOLO	AST	SCK	YDS	INT
Quay Walker	14	6	8	0.0	0.0	0
Evan Williams	6	4	2	0.0	0.0	0
Xavier McKinney	6	2	4	0.0	0.0	1

FIELD GOALS	FGM/FGA	PERCENT	RESULTS
Brandon McManus	1-2	50.0	39G, 43B
TOTAL	1-2	50.0	

CLEVELAND BROWNS

PASSING	ATT	CP	YDS	SK/YD	TD	LG	INT	RTG
Joe Flacco	36	21	142	2/17	0	17	1	55.6
TOTAL	36	21	142	2/17	0	17	1	55.6

RUSHING	ATT	YDS	AVG	LG	TD
Quinshon Judkins	18	94	5.2	38	1
Dylan Sampson	1	2	2.0	2	0
TOTAL	19	96	5.1	38	1

RECEIVING	NO	YDS	AVG	LG	TD
David Njoku	5	40	8.0	13	0
Jerome Ford	4	10	2.5	10	0
Cedric Tillman	3	26	8.7	10	0
Harold Fannin	3	25	8.3	13	0
Isaiah Bond	2	16	8.0	17	0
Jamari Thrash	2	7	3.5	4	0
Jerry Jaudy	1	17	17.0	17	0
Quinshon Judkins	1	1	1.0	1	0
TOTAL	21	142	6.8	17	0

TOP DEFENSE	TOT	SOLO	AST	SCK	YDS	INT
Grant Delpit	9	6	3	0.0	0.0	1
Carson Schwesinger	9	6	3	1.0	11.0	0
Devin Bush	7	3	4	0.0	0.0	0

FIELD GOALS	FGM/FGA	PERCENT	RESULTS
Andre Szmyt	2-2	100.0	35G, 55G
TOTAL	2-2	100.0	

CLEVELAND (AP) — Rookie kicker Andre Szmyt booted a 55-yard field goal as time expired to give the Browns an improbable 13-10 victory over the Green Bay Packers on Sunday. Cleveland (1-2) scored all of its points in the final 3:38 to snap an eight-game losing streak dating to last season. Cleveland's defense sacked Jordan Love five times before coming up with a crucial turnover. The Browns got their first takeaway of the season with 3:18 remaining when Grant Delpit picked off Love's pass and returned it 25 yards to the Packers' 4. Quinshon Judkins had 94 yards on 18 carries, including his first NFL touchdown on a 1-yard run up the middle to tie it at 10 with 3:02 remaining in the fourth quarter. Joe Flacco completed 21 of 36 passes for 142 yards and an interception. Special teams not only got two field goals from Szmyt, but Shelby Harris blocked a potential game-winning 43-yard field goal attempt from Brandon McManus after Judkins' TD and Greg Newsome II recovered at the 47. Harris and Maliek Collins were able to get penetration over the guard, which led to the block. Cleveland took over and went 16 yards in five plays. Flacco had an 8-yard completion to David Njoku on third-and-2 to get the ball to the Packers' 35. Flacco then spiked the ball, bringing Szmyt on with two seconds remaining. Love completed 18 of 25 passes for 183 yards, including a 3-yard TD to John FitzPatrick with 3:23 remaining in the third quarter to put the Packers up, 10-0.

Team Statistics

First Downs	14	15
3rd-Down Eff. (Made/Att/Pct)	10/18/56%	4/13/31%
4th-Down Eff. (Made/Att/Pct)	0/0/0%	1/2/50%
Total Net Yards	230	221
Total Plays	61	57
Yards Per Play	3.8	3.9
Rushes/Net Yards	31/61	19/96
Net Passing	149	125
Pass Attempts/Completions	25/18	36/21
Had Intercepted	1	1
Sacked/Yards Lost	5/34	2/17
Punts/Average	5/53.0	6/48.5
Penalties/Yards	14/75	8/90
Fumbles/Lost	1/0	0/0
Possession Time	34:14	25:46

Packers Browns

14	15
10/18/56%	4/13/31%
0/0/0%	1/2/50%
230	221
61	57
3.8	3.9
31/61	19/96
149	125
25/18	36/21
1	1
5/34	2/17
5/53.0	6/48.5
14/75	8/90
1/0	0/0
34:14	25:46

National Football League Game Summary

NFL Copyright © 2025 by The National Football League. All rights reserved. This summary and play-by-play is for the express purpose of assisting media in their coverage of the game; any other use of this material is prohibited without the written permission of the National Football League.

Date: Sunday, 9/21/2025

Green Bay Packers at Cleveland Browns

Start Time: 1:02 PM EDT

at Huntington Bank Field, Cleveland, OH

Game Day Weather

Game Weather: Cloudy

Temp: 79° F (26.1° C) Humidity: 53%, Wind: S 10 mph

Open Stadium on Natural Grass

Officials

Referee: Cheffers, Carl (51)

Umpire: Anderson, Derek (66)

Down Judge: Gallagher, Daniel (85)

Line Judge: Givens, Quentin (0)

Field Judge: Jones, Nathan (33)

Side Judge: Hall, Eugene (103)

Back Judge: Hankins, Martin (133)

Replay Official: Matoren, Brian (0)

Lineups

Green Bay Packers				Cleveland Browns			
Offense		Defense		Offense		Defense	
WR	0 M.Golden	DE	52 R.Gary	WR	16 I.Bond	DE	95 M.Garrett
WR	13 D.Wicks	DT	95 D.Wyatt	WR	19 C.Tillman	DT	96 M.Collins
LT	63 R.Walker	DT	96 C.Wooden	TE	85 D.Njoku	DT	94 M.Graham
LG	65 A.Banks	DE	1 M.Parsons	LT	71 C.Lucas	DE	57 I.McGuire
C	74 E.Jenkins	LB	7 Q.Walker	LG	75 J.Bitonio	LB	49 C.Schwesinger
RG	75 S.Rhyan	LB	56 E.Cooper	C	55 E.Pocic	LB	30 D.Bush
RT	50 Z.Tom	CB	25 K.Nixon	RG	77 W.Teller	CB	26 M.Harden
TE	85 T.Kraft	CB	21 N.Hobbs	RT	79 Da.Jones	CB	21 D.Ward
WR	87 R.Doubs	S	20 J.Bullard	WR	3 J.Jeudy	CB	0 G.Newsome
QB	10 J.Love	S	29 X.McKinney	QB	15 J.Flacco	S	9 G.Delpit
RB	8 J.Jacobs	S	33 E.Williams	RB	10 Q.Judkins	S	33 R.Hickman

Substitutions

CB 16 B.Melton, K 17 B.McManus, WR 18 M.Heath, P 19 D.Whelan, RB 23 E.Wilson, CB 24 C.Valentine, S 27 K.Oladapo, RB 30 C.Brooks, LB 31 N.Niemann, S 39 Z.Anderson, LS 42 M.Orzech, DL 55 K.Enagbare, LB 58 I.McDuffie, LB 59 T.Hopper, T/G 70 D.Kinnard, T 71 A.Belton, T/G 77 J.Morgan, WR 83 S.Williams, TE 86 J.FitzPatrick, TE 88 L.Musgrave, TE 89 B.Sims, DL 90 L.Van Ness, DL 93 N.Stackhouse, DL 94 K.Brooks, DL 99 B.Sorrell

Substitutions

WR 2 D.Carter, S 5 R.Jenkins, P 13 C.Bojorquez, LB 17 J.Baker, CB 20 J.Bernard-Converse, RB 22 D.Sampson, K 25 A.Szmyt, S 31 D.McMillon, RB 34 J.Ford, CB 37 Do.Jones, LB 42 E.Mascarenas-Arnold, LB 43 M.Diabate, TE 44 H.Fannin, LS 50 R.Sunahara, C 56 L.Wypler, T 72 K.Leveston, G 74 T.Jenkins, WR 80 J.Thrash, TE 86 B.Whiteheart, WR 89 K.Davis, DE 90 J.Tryon, DE 91 A.Wright, DT 93 S.Harris, DT 98 A.Huntington, DE 99 C.Thomas

Did Not Play

QB 2 M.Willis

Did Not Play

QB 8 D.Gabriel

Not Active

CB 36 K.Hadden, G/T 67 D.Jennings, DL 91 W.Brinson

Not Active

3QB 12 S.Sanders, FS 23 D.Kazee, CB 29 C.Mitchell, RB 35 R.Sanders, DT 51 M.Hall, G 70 Z.Zinter, T 78 J.Conklin

Field Goals (made) & missed)

B.McManus		(39) 43B	A.Szmyt	(35) (55)				
			1	2	3	4	OT	Total
VISITOR:	Green Bay Packers		0	3	7	0	0	10
HOME:	Cleveland Browns		0	0	0	13	0	13

Scoring Plays

Team	Qtr	Time	Play Description (Extra Point) (Drive Info)	Visitor	Home
Packers	2	14:53	B.McManus 39 yd. Field Goal (13-43, 7:23)	3	0
Packers	3	3:23	J.FitzPatrick 3 yd. pass from J.Love (B.McManus kick) (14-71, 7:41)	10	0
Browns	4	3:38	A.Szmyt 35 yd. Field Goal (12-63, 5:48)	10	3
Browns	4	3:01	Q.Judkins 1 yd. run (A.Szmyt kick) (1-4, 0:07)	10	10
Browns	4	0:00	A.Szmyt 55 yd. Field Goal (5-16, 0:21)	10	13

Paid Attendance: 65,470

Time: 3:03

Green Bay Packers vs Cleveland Browns
9/21/2025 at Huntington Bank Field

Final Individual Statistics

Green Bay Packers										Cleveland Browns									
RUSHING										RUSHING									
	ATT	YDS	AVG	LG	TD						ATT	YDS	AVG	LG	TD				
J.Jacobs	16	30	1.9	7	0					Q.Judkins	18	94	5.2	38	1				
E.Wilson	6	25	4.2	9	0					D.Sampson	1	2	2.0	2	0				
J.Love	4	18	4.5	10	0														
M.Golden	3	9	3.0	4	0														
S.Williams	2	-1	-0.5	2	0														
Total	31	81	2.6	10	0					Total	19	96	5.1	38	1				
PASSING										PASSING									
	ATT	CMP	YDS	SK/YD	TD	LG	IN	RT			ATT	CMP	YDS	SK/YD	TD	LG	IN	RT	
J.Love	25	18	183	5/34	1	34	1	89.2	J.Fiacco	36	21	142	2/17	0	17	1	55.6		
Total	25	18	183	5/34	1	34	1	89.2	Total	36	21	142	2/17	0	17	1	55.6		
PASS RECEIVING										PASS RECEIVING									
	TAR	REC	YDS	AVG	LG	TD					TAR	REC	YDS	AVG	LG	TD			
J.Jacobs	9	5	44	8.8	31	0			D.Njoku	7	5	40	8.0	13	0				
M.Golden	4	4	52	13.0	34	0			J.Ford	4	4	10	2.5	10	0				
T.Kraft	4	3	29	9.7	18	0			C.Tillman	3	3	26	8.7	10	0				
R.Doubs	2	2	25	12.5	16	0			H.Fannin	4	3	25	8.3	13	0				
D.Wicks	4	2	21	10.5	16	0			I.Bond	4	2	16	8.0	17	0				
J.FitzPatrick	2	2	12	6.0	9	1			J.Thrash	3	2	7	3.5	4	0				
									J.Jeudy	5	1	17	17.0	17	0				
									Q.Judkins	2	1	1	1.0	1	0				
									L.Wypler	1	0	0	0.0	0	0				
Total	25	18	183	10.2	34	1			Total	33	21	142	6.8	17	0				
INTERCEPTIONS										INTERCEPTIONS									
	NO	YDS	AVG	LG	TD						NO	YDS	AVG	LG	TD				
X.McKinney	1	0	0.0	0	0				G.Delpit	1	25	25.0	25	0					
Total	1	0	0.0	0	0				Total	1	25	25.0	25	0					
PUNTING										PUNTING									
	NO	YDS	AVG	NET	TB	IN20	LG				NO	YDS	AVG	NET	TB	IN20	LG		
D.Whelan	5	265	53.0	46.0	1	0	63		C.Bojorquez	6	291	48.5	40.5	2	2	58			
Total	5	265	53.0	46.0	1	0	63		Total	6	291	48.5	40.5	2	2	58			
PUNT RETURNS										PUNT RETURNS									
	NO	YDS	AVG	FC	LG	TD					NO	YDS	AVG	FC	LG	TD			
M.Golden	2	8	4.0	0	5	0			D.Carter	2	15	7.5	2	12	0				
[DOWNED]	1	0	0.0	0	0	0			[TOUCHBACK]	1	0	0.0	0	0	0				
[OUT OF BOUNDS]	1	0	0.0	0	0	0													
[TOUCHBACK]	2	0	0.0	0	0	0													
Total	2	8	4.0	0	5	0			Total	2	15	7.5	2	12	0				
KICKOFF RETURNS										KICKOFF RETURNS									
	NO	YDS	AVG	FC	LG	TD					NO	YDS	AVG	FC	LG	TD			
S.Williams	3	78	26.0	0	35	0			K.Davis	1	28	28.0	0	28	0				
									D.Carter	1	27	27.0	0	27	0				
									[TOUCHBACK]	1	0	0.0	0	0	0				
Total	3	78	26.0	0	35	0			Total	2	55	27.5	0	28	0				

Green Bay Packers

FUMBLES	FUM	LOST	OWN-REC	YDS	TD	FORCED	OPP-REC	YDS	TD	OUT-BDS
J.Jacobs	1	0	1	0	0	0	0	0	0	0
Total	1	0	1	0	0	0	0	0	0	0

Cleveland Browns

FUMBLES	FUM	LOST	OWN-REC	YDS	TD	FORCED	OPP-REC	YDS	TD	OUT-BDS
D.Bush	0	0	0	0	0	1	0	0	0	0
Total	0	0	0	0	0	1	0	0	0	0

Green Bay Packers vs Cleveland Browns
9/21/2025 at Huntington Bank Field

Final Team Statistics

	Visitor Packers	Home Browns
TOTAL FIRST DOWNS	14	15
By Rushing	4	5
By Passing	8	7
By Penalty	2	3
THIRD DOWN EFFICIENCY	10-18-55.6%	4-13-30.8%
FOURTH DOWN EFFICIENCY	0-0-0.0%	1-2-50.0%
TOTAL NET YARDS	230	221
Total Offensive Plays (inc. times thrown passing)	61	57
Average gain per offensive play	3.8	3.9
NET YARDS RUSHING	81	96
Total Rushing Plays	31	19
Average gain per rushing play	2.6	5.1
Tackles for a loss-number and yards	3-5	1-2
NET YARDS PASSING	149	125
Times thrown - yards lost attempting to pass	5-34	2-17
Gross yards passing	183	142
PASS ATTEMPTS-COMPLETIONS-HAD INTERCEPTED	25-18-1	36-21-1
Avg gain per pass play (inc.# thrown passing)	5.0	3.3
KICKOFFS Number-In End Zone-Touchbacks	3-3-1	3-0-0
PUNTS Number and Average	5-53.0	6-48.5
Had Blocked	0	0
FGs - PATs Had Blocked	1-0	0-0
Net Punting Average	46.0	40.5
TOTAL RETURN YARDAGE (Not Including Kickoffs)	8	40
No. and Yards Punt Returns	2-8	2-15
No. and Yards Kickoff Returns	3-78	2-55
No. and Yards Interception Returns	1-0	1-25
PENALTIES Number and Yards	14-75	8-90
FUMBLES Number and Lost	1-0	0-0
TOUCHDOWNS	1	1
Rushing	0	1
Passing	1	0
EXTRA POINTS Made-Attempts	1-1	1-1
Kicking Made-Attempts	1-1	1-1
FIELD GOALS Made-Attempts	1-2	2-2
RED ZONE EFFICIENCY	1-2-50%	1-2-50%
GOAL TO GO EFFICIENCY	1-1-100%	1-2-50%
SAFETIES	0	0
FINAL SCORE	10	13
TIME OF POSSESSION	34:14	25:46

Green Bay Packers vs Cleveland Browns
9/21/2025 at Huntington Bank Field

Ball Possession And Drive Chart

Green Bay Packers												
#	Time Recd	Time Lost	Time Poss	How Ball Obtained	Drive Began	# Play	Yds Gain	Yds Pen	Net Yds	1st Down	Last Scrm	How Given Up
1	10:26	9:14	1:12	Punt	GB 20	3	3	0	3	0	GB 23	Punt
2	7:16	14:53	7:23	Punt	GB 36	13	48	-5	43	3	* CLV 21	Field Goal
3	10:52	2:02	8:50	Punt	GB 12	12	40	-10	30	3	GB 42	Punt
4	0:04	0:00	0:04	Interception	GB 9	1	-1	0	-1	0	GB 9	End of Half
5	15:00	12:32	2:28	Kickoff	GB 26	3	4	-5	-1	0	GB 25	Punt
6	11:04	3:23	7:41	Punt	GB 29	14	76	-5	71	5	* CLV 3	Touchdown
7	1:12	14:49	1:23	Punt	GB 35	3	-2	0	-2	0	GB 33	Punt
8	11:29	9:26	2:03	Punt	GB 2	6	35	0	35	1	GB 37	Punt
9	3:38	3:08	0:30	Kickoff	GB 18	3	7	0	7	0	GB 25	Interception
10	3:01	0:21	2:40	Kickoff	GB 40	5	20	15	35	2	CLV 25	Blocked FG

(227) Average GB 23

Cleveland Browns												
#	Time Recd	Time Lost	Time Poss	How Ball Obtained	Drive Began	# Play	Yds Gain	Yds Pen	Net Yds	1st Down	Last Scrm	How Given Up
1	15:00	10:26	4:34	Kickoff	CLV 26	8	30	0	30	2	GB 44	Punt
2	9:14	7:16	1:58	Punt	CLV 21	3	16	-10	6	0	CLV 27	Punt
3	14:53	10:52	4:01	Kickoff	CLV 35	6	13	0	13	1	CLV 48	Punt
4	2:02	0:04	1:58	Punt	CLV 20	9	47	-10	37	2	GB 43	Interception
5	12:32	11:04	1:28	Punt	CLV 29	3	-8	0	-8	0	CLV 21	Punt
6	3:23	1:12	2:11	Kickoff	CLV 26	5	20	0	20	1	CLV 46	Punt
7	14:49	11:29	3:20	Punt	CLV 25	7	20	-5	15	1	CLV 40	Punt
8	9:26	3:38	5:48	Punt	CLV 20	12	71	-8	63	5	* GB 17	Field Goal
9	3:08	3:01	0:07	Interception	GB 4	1	1	3	4	2	* GB 1	Touchdown
10	0:21	0:00	0:21	Blocked FG	CLV 47	5	11	5	16	1	GB 37	Field Goal

(345) Average CLV 34

* inside opponent's 20

Time of Possession by Quarter		1st	2nd	3rd	4th	OT	Total
Visitor	Green Bay Packers	8:28	9:01	11:21	5:24		34:14
Home	Cleveland Browns	6:32	5:59	3:39	9:36		25:46
Kickoff Drive No.-Start Average		Packers: 3 - GB 28			Browns: 3 - CLV 29		

Green Bay Packers vs Cleveland Browns
9/21/2025 at Huntington Bank Field

Final Defensive Statistics

Green Bay Packers	Regular Defensive Plays											Special Teams					Misc			
	TKL	AST	COMB	SK	/ YDS	TFL	Q	IN	PD	FF	FR	TKL	AST	FF	FR	BL	TKL	AST	FF	FR
Q.Walker	6	8	14	0	0	0	1	0	1	0	0	0	0	0	0	0	0	0	0	0
E.Williams	4	2	6	0	0	0	0	0	0	0	0	0	0	0	0	0	0	0	0	0
X.McKinney	2	4	6	0	0	0	0	1	1	0	0	0	0	0	0	0	0	0	0	0
I.McDuffie	2	3	5	0	0	1	0	0	0	0	0	1	0	0	0	0	0	0	0	0
K.Nixon	4	0	4	0	0	0	0	0	0	0	0	0	0	0	0	0	0	0	0	0
E.Cooper	2	2	4	0	0	0	0	0	1	0	0	0	0	0	0	0	0	0	0	0
J.Bullard	1	3	4	0	0	1	0	0	0	0	0	0	0	0	0	0	0	0	0	0
R.Gary	3	0	3	2	17	2	3	0	0	0	0	0	0	0	0	0	0	0	0	0
M.Parsons	2	0	2	0	0	0	2	0	0	0	0	0	0	0	0	0	0	0	0	0
N.Hobbs	2	0	2	0	0	1	0	0	0	0	0	0	0	0	0	0	0	0	0	0
L.Van Ness	1	1	2	0	0	0	2	0	0	0	0	0	0	0	0	0	0	0	0	0
C.Wooden	0	2	2	0	0	0	0	0	0	0	0	0	0	0	0	0	0	0	0	0
K.Brooks	1	0	1	0	0	0	1	0	0	0	0	0	0	0	0	0	0	0	0	0
C.Valentine	0	1	1	0	0	0	0	0	0	0	0	0	0	0	0	0	0	0	0	0
K.Enagbare	0	0	0	0	0	0	1	0	0	0	0	0	0	0	0	0	0	0	0	0
Z.Anderson	0	0	0	0	0	0	0	0	0	0	0	1	1	0	0	0	0	0	0	0
N.Niemann	0	0	0	0	0	0	0	0	0	0	0	1	0	0	0	0	0	0	0	0
C.Brooks	0	0	0	0	0	0	0	0	0	0	0	0	1	0	0	0	0	0	0	0
S.Rhyan	0	0	0	0	0	0	0	0	0	0	0	0	0	0	0	0	1	0	0	0
J.Jacobs	0	0	0	0	0	0	0	0	0	0	0	0	0	0	0	0	0	0	0	1
Total	30	26	56	2	17	5	10	1	3	0	0	3	2	0	0	0	1	0	0	1

TKL = Tackle AST = Assist COMB = Combined QH=QB Hit IN = Interception PD = Pass Defense FF = Forced Fumble FR = Fumble Recovery

Cleveland Browns	Regular Defensive Plays											Special Teams					Misc			
	TKL	AST	COMB	SK	/ YDS	TFL	QH	IN	PD	FF	FR	TKL	AST	FF	FR	BL	TKL	AST	FF	FR
C.Schwesinger	6	3	9	1	11	1	1	0	0	0	0	1	0	0	0	0	0	0	0	0
G.Delpit	6	3	9	0	0	1	0	1	1	0	0	0	0	0	0	0	0	0	0	0
D.Bush	3	4	7	0	0	0	0	0	0	1	0	0	0	0	0	0	0	0	0	0
M.Garrett	2	4	6	0.5	4	1	1	0	0	0	0	0	0	0	0	0	0	0	0	0
D.Ward	4	1	5	0	0	0	0	0	1	0	0	0	0	0	0	0	0	0	0	0
M.Collins	2	3	5	1.5	7.5	1	2	0	0	0	0	0	0	0	0	0	0	0	0	0
G.Newsome	4	0	4	0	0	0	0	0	0	0	0	0	0	0	0	0	0	0	0	0
R.Hickman	4	0	4	0	0	0	0	0	0	0	0	0	0	0	0	0	0	0	0	0
A.Huntington	2	2	4	0.5	4	0	1	0	0	0	0	0	0	0	0	0	0	0	0	0
J.Tryon	1	2	3	0	0	0	0	0	0	0	0	0	1	0	0	0	0	0	0	0
M.Graham	0	3	3	0.5	2.5	0	1	0	0	0	0	0	0	0	0	0	0	0	0	0
S.Harris	1	1	2	0	0	1	0	0	0	0	0	0	0	0	0	1	0	0	0	0
M.Harden	0	2	2	0	0	0	0	0	0	0	0	0	0	0	0	0	0	0	0	0
M.Diabate	0	2	2	0	0	0	0	0	0	0	0	0	0	0	0	0	0	0	0	0
A.Wright	1	0	1	1	5	1	1	0	0	0	0	0	0	0	0	0	0	0	0	0
R.Jenkins	1	0	1	0	0	0	0	0	0	0	0	1	1	0	0	0	0	0	0	0
J.Baker	1	0	1	0	0	0	0	0	0	0	0	0	0	0	0	0	0	0	0	0
I.McGuire	0	1	1	0	0	0	0	0	0	0	0	0	0	0	0	0	0	0	0	0
E.Mascarenas-Arnold	0	0	0	0	0	0	0	0	0	0	0	1	0	0	0	0	0	0	0	0
K.Davis	0	0	0	0	0	0	0	0	0	0	0	0	1	0	0	0	0	0	0	0
B.Whiteheart	0	0	0	0	0	0	0	0	0	0	0	0	1	0	0	0	0	0	0	0
D.McMillon	0	0	0	0	0	0	0	0	0	0	0	0	1	0	0	0	0	0	0	0
Total	38	31	69	5	34	6	7	1	2	1	0	3	5	0	0	1	0	0	0	0

First Half Summary

Packers	$0 \ 3 = 3$
Browns	$0 \ 0 = 0$

Packers	17:29
Browns	12:31

Team	Qtr	Time	Play Description (Extra Point) (Drive Info)	Visitor	Home
Packers	2	14:53	B.McManus 39 yd. Field Goal (13-43, 7:23)	3	0

TOTAL FIRST DOWNS	Green Bay Packers	Cleveland Browns
	6	5
First Downs Rushing-Passing-by Penalty	2 - 3 - 1	1 - 4 - 0
THIRD DOWN EFFICIENCY	5-8-62.5%	3-7-42.9%
TOTAL NET YARDS	90	106
Total Offensive Plays	28	26
NET YARDS RUSHING	43	26
NET YARDS PASSING	47	80
Gross Yards Passing	65	87
Times thrown-yards lost attempting to pass	3-18	1-7
Pass Attempts-Completions-Had Intercepted	13 - 10 - 0	16 - 11 - 1
Punts-Number and Average	2 - 48.5	3 - 43.0
Penalties-Number and Yards	4 - 25	4 - 30
Fumbles-Number and Lost	0 - 0	0 - 0
Red Zone Efficiency	0-1-0%	0-0-0%
Average Drive Start	GB 19	CLV 26

Green Bay Packers									Cleveland Browns										
RUSHING		ATT	YDS	AVG	LG	TD			RUSHING		ATT	YDS	AVG	LG	TD				
J.Jacobs		6	21	3.5	7	0			Q.Judkins		8	24	3.0	7	0				
J.Love		3	13	4.3	10	0			D.Sampson		1	2	2.0	2	0				
E.Wilson		2	7	3.5	5	0													
S.Williams		1	2	2.0	2	0													
Total		12	43	3.6	10	0			Total		9	26	2.9	7	0				
PASSING		ATT	CMP	YDS	SK/YD	TD	LG	IN	RT	PASSING		ATT	CMP	YDS	SK/YD	TD	LG	IN	RT
J.Love		13	10	65	3/18	0	16	0	87.0	J.Flacco		16	11	87	1/7	0	17	1	56.0
Total		13	10	65	3/18	0	16	0	87.0	Total		16	11	87	1/7	0	17	1	56.0
PASS RECEIVING		TAR	REC	YDS	AVG	LG	TD			PASS RECEIVING		TAR	REC	YDS	AVG	LG	TD		
J.Jacobs		5	4	13	3.3	6	0			C.Tillman		3	3	26	8.7	10	0		
M.Golden		3	3	18	6.0	8	0			D.Njoku		3	3	19	6.3	8	0		
R.Doubs		2	2	25	12.5	16	0			I.Bond		2	2	16	8.0	17	0		
J.FitzPatrick		1	1	9	9.0	9	0			J.Jeudy		3	1	17	17.0	17	0		
T.Kraft		1	0	0	0.0	0	0			H.Fannin		2	1	5	5.0	5	0		
D.Wicks		1	0	0	0.0	0	0			J.Thrash		2	1	4	4.0	4	0		
										Q.Judkins		1	0	0	0.0	0	0		
Total		13	10	65	6.5	16	0			Total		16	11	87	7.9	17	0		

[illegible]

First Half Summary

First Half Summary

[illegible]

Play By Play

First Quarter

9/21/2025

GB wins the coin toss and elects to defer. CLV elects to Receive, and GB elects to defend the east goal.

B.McManus kicks 67 yards from GB 35 to CLV -2. K.Davis to CLV 26 for 28 yards (Z.Anderson).

Cleveland Browns at 15:00, (1st play from scrimmage 14:56)

1-10-CLV 26	(14:56) Q.Judkins right guard to CLV 33 for 7 yards (Q.Walker).	
2-3-CLV 33	(14:17) (Shotgun) J.Flacco pass short left to C.Tillman pushed ob at CLV 40 for 7 yards (N.Hobbs).	P1
<u>1-10-CLV 40</u>	(13:43) Q.Judkins left tackle to CLV 43 for 3 yards (Q.Walker).	
2-7-CLV 43	(13:10) J.Flacco pass short right to D.Njoku to CLV 49 for 6 yards (K.Nixon, Q.Walker). CLV-Da.Jones was injured during the play.	
Timeout at 12:47.		
3-1-CLV 49	(12:38) T.Jenkins and A.Huntington reported in as eligible. Q.Judkins up the middle to GB 49 for 2 yards (L.Van Ness).	R2
<u>1-10-GB 49</u>	(11:56) J.Flacco pass incomplete short middle to Q.Judkins [L.Van Ness].	
2-10-GB 49	(11:52) Q.Judkins left tackle to GB 46 for 3 yards (X.McKinney; J.Bullard).	
3-7-GB 46	(11:10) (Shotgun) D.Sampson right guard to GB 44 for 2 yards (R.Gary).	
4-5-GB 44	(10:34) C.Bojorquez punts 44 yards to end zone, Center-R.Sunahara, Touchback.	
Timeout at 10:26.		
** Injury Update: CLV-Da.Jones return is Questionable.		

Green Bay Packers at 10:26

1-10-GB 20	(10:26) (Shotgun) J.Love pass short left to M.Golden to GB 28 for 8 yards (G.Newsome, M.Harden). GB-Z.Tom was injured during the play.	
Timeout at 10:15.		
2-2-GB 28	(10:06) (Shotgun) J.Love sacked at GB 23 for -5 yards (sack split by M.Collins and M.Graham).	
3-7-GB 23	(9:25) (Shotgun) J.Love pass incomplete short right to J.Jacobs.	
4-7-GB 23	(9:21) D.Wheelan punts 56 yards to CLV 21, Center-M.Orzech, fair catch by D.Carter.	

Cleveland Browns at 9:14

1-10-CLV 21	(9:14) (Shotgun) J.Flacco pass short middle to D.Njoku to CLV 32 for 11 yards (Q.Walker; E.Williams).	
PENALTY on CLV-C.Lucas, Offensive Holding, 10 yards, enforced at CLV 21 - No Play.		
** Injury Update: GB-Z.Tom return is Questionable.		
1-20-CLV 11	(8:46) (Shotgun) J.Flacco pass short left to I.Bond to CLV 10 for -1 yards (N.Hobbs).	
2-21-CLV 10	(8:06) (Shotgun) J.Flacco pass deep middle to I.Bond to CLV 27 for 17 yards (X.McKinney).	
3-4-CLV 27	(7:29) (Shotgun) J.Flacco pass incomplete short middle to H.Fannin (Q.Walker) [M.Parsons].	
4-4-CLV 27	(7:26) C.Bojorquez punts 40 yards to GB 33, Center-R.Sunahara. M.Golden to GB 36 for 3 yards (K.Davis; B.Whiteheart).	
Timeout at 07:16.		

Green Bay Packers at 7:16

1-10-GB 36	(7:16) (Shotgun) J.Jacobs left guard to GB 36 for no gain (G.Delpit; M.Garrett).	
2-10-GB 36	(6:42) (Shotgun) J.Love pass short right to M.Golden to GB 43 for 7 yards (R.Hickman).	
3-3-GB 43	(6:01) (Shotgun) J.Love pass short right to J.Jacobs pushed ob at GB 49 for 6 yards (R.Jenkins).	P1
<u>1-10-GB 49</u>	(5:24) J.Jacobs right end to CLV 44 for 7 yards (C.Schwesinger).	
Timeout #1 by GB at 04:37.		
2-3-CLV 44	(4:36) (Shotgun) Direct snap to S.Williams. S.Williams right end pushed ob at CLV 42 for 2 yards (M.Collins).	
3-1-CLV 42	(4:04) (Shotgun) J.Jacobs left guard to CLV 38 for 4 yards (D.Bush).	R2
<u>1-10-CLV 38</u>	(3:31) J.Jacobs right tackle to CLV 34 for 4 yards (A.Huntington).	
2-6-CLV 34	(2:48) (Shotgun) J.Love pass short left to M.Golden pushed ob at CLV 31 for 3 yards (G.Newsome).	
3-3-CLV 31	(2:11) (Shotgun) J.Love pass short left to R.Doubs to CLV 22 for 9 yards (G.Newsome).	P3
<u>1-10-CLV 22</u>	(1:31) J.Jacobs left tackle to CLV 20 for 2 yards (C.Schwesinger, J.Tryon).	
2-8-CLV 20	(:50) J.Jacobs right tackle to CLV 16 for 4 yards (J.Tryon; M.Graham).	
3-4-CLV 16	(:07) (Shotgun) PENALTY on GB-J.Morgan, False Start, 5 yards, enforced at CLV 16 - No Play.	

END OF QUARTER

	Score	Time Poss	First Downs				Efficiencies	
			R	P	X	T	3 Down	4 Down
Green Bay Packers	0	8:28	1	2	0	3	3/4	0/0
Cleveland Browns	0	6:32	1	1	0	2	1/3	0/0

Second Quarter

9/21/2025

Play By Play

Green Bay Packers continued.

- 3-9-CLV 21(15:00) (Shotgun) J.Love pass incomplete short left to D.Wicks (D.Ward).
- 4-9-CLV 21(14:57) **B.McManus 39 yard field goal is GOOD, Center-M.Orzech, Holder-D.Whelan.**

GB 3 CLV 0, 13 plays, 43 yards, 7:23 drive, 0:07 elapsed

B.McManus kicks 65 yards from GB 35 to end zone, Touchback to the CLV 35.

Cleveland Browns at 14:53

- 1-10-CLV 35(14:53) Q.Judkins right tackle to CLV 39 for 4 yards (Q.Walker).
- 2-6-CLV 39(14:10) Q.Judkins right guard to CLV 43 for 4 yards (X.McKinney; L.Van Ness).
- 3-2-CLV 43(13:30) J.Flacco pass short right to C.Tillman pushed ob at GB 48 for 9 yards (K.Nixon).P3
- 1-10-GB 48(12:53) Q.Judkins left end to 50 for -2 yards (I.McDuffie).
- 2-12-50(12:30) (No Huddle, Shotgun) J.Flacco pass short right to H.Fannin to GB 45 for 5 yards (I.McDuffie; Q.Walker).
- 3-7-GB 45(11:46) (Shotgun) J.Flacco pass incomplete short right [R.Gary].
Penalty on GB-E.Williams, Illegal Contact, offsetting, enforced at GB 45 - No Play.
Penalty on CLV-J.Flacco, Intentional Grounding, offsetting.
- 3-7-GB 45(11:40) (Shotgun) J.Flacco sacked at CLV 48 for -7 yards (R.Gary).
- 4-14-CLV 48(11:02) C.Bojorquez punts 45 yards to GB 7, Center-R.Sunahara. M.Golden ran ob at GB 12 for 5 yards (R.Jenkins).

Timeout at 10:52.

Green Bay Packers at 10:52

- 1-10-GB 12(10:52) J.Love pass short left to J.FitzPatrick to GB 21 for 9 yards (M.Diabate; D.Bush).
- 2-1-GB 21(10:16) *PENALTY on GB-R.Walker, False Start, 5 yards, enforced at GB 21 - No Play.*
- 2-6-GB 16(10:00) (Shotgun) E.Wilson right end to GB 18 for 2 yards (C.Schwesinger).
- 3-4-GB 18(9:40) (No Huddle) J.Love sacked at GB 11 for -7 yards (C.Schwesinger).
Green Bay challenged the too many players on field ruling, and the play was REVERSED.
(No Huddle) J.Love sacked at GB 11 for -7 yards (C.Schwesinger).
*PENALTY on CLV, Defensive Too Many Men on Field, 6 yards, enforced at GB 18 - No Play.*X4
- 1-10-GB 24(8:48) J.Love scrambles right end to GB 28 for 4 yards (D.Bush).
- 2-6-GB 28(8:05) J.Love pass incomplete short right to T.Kraft.
- 3-6-GB 28(8:01) (Shotgun) J.Love pass short right to R.Doubs to GB 44 for 16 yards (G.Delpit).P5

Timeout #2 by GB at 07:14.
- 1-10-GB 44(7:14) (Shotgun) J.Love pass short left to J.Jacobs to GB 47 for 3 yards (M.Harden; C.Schwesinger).
- 2-7-GB 47(6:31) (Shotgun) J.Love pass short right to J.Jacobs to GB 48 for 1 yard (G.Delpit).
- 3-6-GB 48(5:45) (No Huddle, Shotgun) J.Love pass incomplete short left to R.Doubs.
PENALTY on CLV-M.Garrett, Defensive Offside, 4 yards, enforced at GB 48 - No Play.
- 3-2-CLV 48(5:39) (Shotgun) J.Love right end ran ob at CLV 38 for 10 yards (D.Ward).R6
- 1-10-CLV 38(5:00) *PENALTY on GB-M.Heath, False Start, 5 yards, enforced at CLV 38 - No Play.*
- 1-15-CLV 43(4:40) E.Wilson left end to CLV 38 for 5 yards (G.Delpit; A.Huntington).
- 2-10-CLV 38(4:02) J.Love sacked at CLV 43 for -5 yards (A.Wright).
- 3-15-CLV 43(3:18) (Shotgun) J.Love pass short right to J.Jacobs to CLV 40 for 3 yards (C.Schwesinger).
PENALTY on GB-R.Doubs, Illegal Block Above the Waist, 10 yards, enforced at CLV 40.
- 3-22-50(2:51) (Shotgun) J.Love sacked at GB 42 for -8 yards (sack split by M.Garrett and A.Huntington).
- 4-30-GB 42(2:10) D.Whelan punts 41 yards to CLV 17, Center-M.Orzech. D.Carter to CLV 20 for 3 yards (Z.Anderson; C.Brooks).

Cleveland Browns at 2:02

- 1-10-CLV 20(2:02) Q.Judkins left tackle to CLV 23 for 3 yards (J.Bullard; C.Wooden).
- Two-Minute Warning
- 2-7-CLV 23(1:57) (Shotgun) J.Flacco pass short right to C.Tillman to CLV 33 for 10 yards (K.Nixon).P4
- 1-10-CLV 33(1:25) (Shotgun) J.Flacco pass short middle to D.Njoku to CLV 38 for 5 yards (Q.Walker).
- 2-5-CLV 38(1:03) (No Huddle, Shotgun) J.Flacco pass incomplete deep left to J.Thrash.
- 3-5-CLV 38(:58) (Shotgun) J.Flacco pass deep middle to J.Jeudy to GB 45 for 17 yards (X.McKinney) [K.Brooks].P5

Timeout #1 by CLV at 00:51.
- 1-10-GB 45(:51) (Shotgun) J.Flacco pass incomplete short right to J.Jeudy.
- 2-10-GB 45(:47) (Shotgun) J.Flacco pass short right to J.Thrash to GB 41 for 4 yards (K.Nixon).
- 3-6-GB 41(:25) (No Huddle, Shotgun) J.Flacco pass short right to J.Ford to GB 33 for 8 yards (X.McKinney, E.Cooper).

Green Bay Packers vs Cleveland Browns at Huntington Bank Field

PENALTY on CLV-W.Teller, Offensive Holding, 10 yards, enforced at GB 41 - No Play.

3-16-CLV 49 (:18) (Shotgun) J.Flacco pass short middle to D.Njoku to GB 43 for 8 yards (Q.Walker; X.McKinney).

Timeout #3 by GB at 00:12.

Timeout #2 by CLV at 00:12.

4-8-GB 43 (:12) (Shotgun) J.Flacco pass deep left intended for J.Jeudy INTERCEPTED by X.McKinney [L.Van Ness] at GB 9. X.McKinney ran ob at GB 9 for no gain.

Green Bay Packers at 0:04

1-10-GB 9 (:04) J.Love kneels to GB 8 for -1 yards.

END OF QUARTER

	Score	Time Poss	First Downs				Efficiencies	
			R	P	X	T	3 Down	4 Down
Green Bay Packers	3	9:01	1	1	1	3	2/4	0/0
Cleveland Browns	0	5:59	0	3	0	3	2/4	0/1

Third Quarter

9/21/2025

Play By Play

GB elects to Receive, and CLV elects to defend the West goal.

A.Szmyt kicks 62 yards from CLV 35 to GB 3. S.Williams to GB 26 for 23 yards (E.Mascarenas-Arnold).

Green Bay Packers at 15:00, (1st play from scrimmage 14:54)

- 1-10-GB 26 (14:54) (Shotgun) J.Jacobs up the middle to GB 30 for 4 yards (C.Schwesinger, M.Garrett).
 - 2-6-GB 30 (14:13) (Shotgun) J.Love left end to GB 35 for 5 yards (R.Hickman).
 - ** Injury Update: CLV-Da.Jones is Out of the game.
 - 3-1-GB 35 (13:35) (Shotgun) *PENALTY on GB-J.Morgan, False Start, 5 yards, enforced at GB 35 - No Play.*
 - 3-6-GB 30 (13:18) (Shotgun) J.Love sacked at GB 25 for -5 yards (M.Collins).
 - 4-11-GB 25 (12:40) D.WheLAN punts 46 yards to CLV 29, Center-M.Orzech, fair catch by D.Carter.
- Timeout at 12:32.

** Injury Update: GB-A.Banks return is Questionable.

Cleveland Browns at 12:32

- 1-10-CLV 29 (12:32) J.Flacco pass incomplete short right to D.Njoku [R.Gary].
- 2-10-CLV 29 (12:26) (Shotgun) Q.Judkins up the middle to CLV 31 for 2 yards (Q.Walker; C.Wooden).
- 3-8-CLV 31 (11:48) (Shotgun) J.Flacco sacked at CLV 21 for -10 yards (R.Gary).
- 4-11-CLV 21 (11:12) C.Bojorquez punts 50 yards to GB 29, Center-R.Sunahara, out of bounds.

Timeout at 11:04.

Green Bay Packers at 11:04

- 1-10-GB 29 (11:04) (Shotgun) Direct snap to S.Williams. S.Williams right end to GB 26 for -3 yards (G.Delpit).
- 2-13-GB 26 (10:28) (Shotgun) J.Love pass short left to D.Wicks to GB 38 for 12 yards (R.Hickman; C.Schwesinger).
- PENALTY on GB-R.Walker, Ineligible Downfield Pass, 5 yards, enforced at GB 26 - No Play.*
- 2-18-GB 21 (9:56) (Shotgun) J.Love pass short left to J.Jacobs to CLV 48 for 31 yards (D.Bush). P7
- 1-10-CLV 48 (9:22) (No Huddle, Shotgun) E.Wilson up the middle to CLV 44 for 4 yards (M.Collins; D.Bush).
- 2-6-CLV 44 (8:40) (Shotgun) J.Love pass short right to D.Wicks ran ob at CLV 39 for 5 yards.
- Timeout #1 by GB at 08:00.
- 3-1-CLV 39 (8:00) J.Jacobs left end to CLV 38 for 1 yard (D.Ward). R8
- 1-10-CLV 38 (7:25) (Shotgun) E.Wilson right guard to CLV 35 for 3 yards (A.Huntington). GB-R.Walker was injured during the play.
- 2-7-CLV 35 (6:45) (Shotgun) J.Love pass short right to T.Kraft to CLV 31 for 4 yards (G.Delpit).
- 3-3-CLV 31 (6:19) (No Huddle, Shotgun) E.Wilson up the middle to CLV 22 for 9 yards (G.Delpit). R9
- 1-10-CLV 22 (5:55) (No Huddle, Shotgun) E.Wilson up the middle to CLV 20 for 2 yards (I.McGuire; S.Harris).
- 2-8-CLV 20 (5:18) (Shotgun) J.Jacobs up the middle to CLV 19 for 1 yard (C.Schwesinger; M.Collins).
- 3-7-CLV 19 (4:42) (Shotgun) J.Love pass short middle to D.Wicks to CLV 3 for 16 yards (R.Hickman). CLV-G.Newsome was injured during the play. ** P10
- Injury Update: GB-R.Walker has returned to the game.
- Timeout at 04:20.
- 1-3-CLV 3 (4:11) (Shotgun) J.Jacobs up the middle to CLV 3 for no gain (M.Garrett).
- 2-3-CLV 3 (3:54) (No Huddle) J.Jacobs right tackle to CLV 3 for no gain (C.Schwesinger; D.Bush).
- 3-3-CLV 3 (3:29) (No Huddle) **J.Love pass short middle to J.FitzPatrick for 3 yards, TOUCHDOWN.** P11
- B.McManus extra point is GOOD, Center-M.Orzech, Holder-D.WheLAN.

Timeout at 03:23.

** Injury Update: CLV-G.Newsome return is Questionable.

GB 10 CLV 0, 14 plays, 71 yards, 7:41 drive, 11:37 elapsed

B.McManus kicks 66 yards from GB 35 to CLV -1. D.Carter to CLV 26 for 27 yards (N.Niemann).

Cleveland Browns at 3:23, (1st play from scrimmage 3:18)

- 1-10-CLV 26 (3:18) (Shotgun) J.Flacco pass short right to Q.Judkins to CLV 27 for 1 yard (E.Cooper).
- 2-9-CLV 27 (2:41) (Shotgun) J.Flacco pass short left to D.Njoku to CLV 40 for 13 yards (E.Williams; C.Valentine). P6
- 1-10-CLV 40 (2:05) J.Flacco pass incomplete short right.
- 2-10-CLV 40 (2:00) Q.Judkins up the middle to CLV 46 for 6 yards (I.McDuffie).
- 3-4-CLV 46 (1:24) (Shotgun) J.Flacco pass incomplete deep left to I.Bond.
- 4-4-CLV 46 (1:19) C.Bojorquez punts 54 yards to end zone, Center-R.Sunahara, Touchback.
- PENALTY on CLV-D.McMillon, Unnecessary Roughness, 15 yards, enforced at GB 20.*

Timeout at 01:12.

Green Bay Packers vs Cleveland Browns at Huntington Bank Field

Green Bay Packers at 1:12

- 1-10-GB 35 (1:12) (Shotgun) J.Love pass short right to T.Kraft to GB 42 for 7 yards (J.Tryon). ** Injury Update: CLV-G.Newsome has returned to the game.
- 2-3-GB 42 (:36) (Shotgun) M.Golden left end to GB 44 for 2 yards (G.Newsome).
- 3-1-GB 44 (:01) (No Huddle, Shotgun) J.Love sacked at GB 33 for -11 yards (C.Schwesinger).

END OF QUARTER

	Score	Time Poss	First Downs				Efficiencies	
			R	P	X	T	3 Down	4 Down
Green Bay Packers	10	11:21	2	3	0	5	4/6	0/0
Cleveland Browns	0	3:39	0	1	0	1	0/2	0/0

Fourth Quarter

9/21/2025

Play By Play

Green Bay Packers continued.

4-12-GB 33 (15:00) D.WheLAN punts 59 yards to CLV 8, Center-M.Orzech. D.Carter to CLV 20 for 12 yards (I.McDuffie).
PENALTY on GB-T.Happer, Illegal Formation, 5 yards, enforced at CLV 20.

Cleveland Browns at 14:49

1-10-CLV 25 (14:49) Q.Judkins right guard to CLV 27 for 2 yards (E.Williams; I.McDuffie).
2-8-CLV 27 (14:32) (No Huddle, Shotgun) J.Flacco pass short left to H.Fannin to CLV 34 for 7 yards (Q.Walker; E.Cooper) [K.Enagbare].
3-1-CLV 34 (13:46) T.Jenkins and A.Huntington reported in as eligible. J.Flacco pass incomplete deep middle to I.Bond [Q.Walker].
4-1-CLV 34 (13:41) Q.Judkins right guard to CLV 35 for 1 yard (I.McDuffie; Q.Walker). R7
1-10-CLV 35 (13:02) (Shotgun) J.Flacco pass incomplete short right to D.Njoku (E.Cooper).
2-10-CLV 35 (12:58) (Shotgun) J.Flacco pass incomplete short left to J.Jeudy.
3-10-CLV 35 (12:53) (Shotgun) J.Flacco pass deep right to C.Tillman ran ob at GB 29 for 36 yards.
PENALTY on CLV-C.Tillman, Offensive Pass Interference, 10 yards, enforced at CLV 35 - No Play.
3-20-CLV 25 (12:38) (Shotgun) J.Flacco pass short right to H.Fannin to CLV 36 for 11 yards (Q.Walker, E.Cooper).
PENALTY on GB-M.Parsons, Defensive Offside, 5 yards, enforced at CLV 25 - No Play.
3-15-CLV 30 (12:17) (Shotgun) J.Flacco pass short middle to J.Ford to CLV 40 for 10 yards (E.Cooper; J.Bullard).
4-5-CLV 40 (11:42) C.Bojorquez punts 58 yards to GB 2, Center-R.Sunahara, downed by CLV-J.Bernard-Converse.

Timeout at 11:29.

Green Bay Packers at 11:29

1-10-GB 2 (11:29) J.Love pass incomplete short left to J.Jacobs.
2-10-GB 2 (11:26) J.Jacobs up the middle to GB 4 for 2 yards (G.Delpit; M.Diabate).
3-8-GB 4 (10:59) (No Huddle, Shotgun) J.Love pass deep right to M.Golden ran ob at GB 38 for 34 yards (G.Delpit). P12
1-10-GB 38 (10:24) J.Jacobs up the middle to GB 37 for -1 yards (S.Harris, M.Graham).
2-11-GB 37 (9:43) (Shotgun) J.Love pass incomplete short left to J.Jacobs.
3-11-GB 37 (9:38) (Shotgun) J.Love pass incomplete short right to J.Jacobs.
4-11-GB 37 (9:34) D.WheLAN punts 63 yards to end zone, Center-M.Orzech, Touchback.

Timeout at 09:26.

Cleveland Browns at 9:26

1-10-CLV 20 (9:26) Q.Judkins left end to CLV 34 for 14 yards (Q.Walker). R8
1-10-CLV 34 (8:50) Q.Judkins up the middle pushed ob at GB 28 for 38 yards (E.Williams). R9
1-10-GB 28 (8:11) (Shotgun) J.Flacco pass short left to J.Ford to GB 27 for 1 yard (E.Cooper).
2-9-GB 27 (7:36) (Shotgun) J.Flacco pass short right to H.Fannin to GB 14 for 13 yards (E.Williams, Q.Walker). P10
1-10-GB 14 (6:53) Q.Judkins up the middle to GB 13 for 1 yard (K.Brooks, X.McKinney).
2-9-GB 13 (6:11) (Shotgun) J.Flacco pass incomplete short middle.
3-9-GB 13 (6:06) (Shotgun) J.Flacco pass incomplete short left to C.Tillman.
PENALTY on GB-J.Bullard, Defensive Holding, 5 yards, enforced at GB 13 - No Play. X11
1-8-GB 8 (6:02) (Shotgun) Q.Judkins left guard to GB 5 for 3 yards (M.Parsons).
2-5-GB 5 (5:25) Q.Judkins right guard to GB 3 for 2 yards (M.Parsons).
3-3-GB 3 (4:49) (Shotgun) J.Flacco pass incomplete short middle to J.Jeudy.
PENALTY on GB-K.Nixon, Defensive Pass Interference, 2 yards, enforced at GB 3 - No Play. X12
1-1-GB 1 (4:45) A.Huntington and L.Wypler reported in as eligible. J.Flacco pass incomplete short right to L.Wypler.
2-1-GB 1 (4:40) A.Huntington and L.Wypler reported in as eligible. Q.Judkins left tackle to GB 1 for no gain (I.McDuffie; Q.Walker).
PENALTY on CLV-W.Teller, Chop Block, 15 yards, enforced at GB 1 - No Play.
2-16-GB 16 (4:34) (Shotgun) J.Flacco pass short left to J.Ford to GB 20 for -4 yards (J.Bullard, Q.Walker) [M.Parsons].
3-20-GB 20 (3:56) (No Huddle, Shotgun) J.Flacco pass short middle to J.Ford to GB 17 for 3 yards (Q.Walker). GB-J.Bullard was injured during the play.
Timeout at 03:45.
4-17-GB 17 (3:45) A.Szmyt 35 yard field goal is GOOD, Center-R.Sunahara, Holder-C.Bojorquez.

GB 10 CLV 3, 12 plays, 63 yards, 2 penalties, 5:48 drive, 11:22 elapsed	
---	--

A.Szmyt kicks 57 yards from CLV 35 to GB 8. S.Williams pushed ob at GB 34 for 26 yards (C.Schwesinger, R.Jenkins).

PENALTY on GB-L.Van Ness, Offensive Holding, 10 yards, enforced at GB 28.

Penalty on GB-K.Enagbare, Offensive Holding, declined.

Green Bay Packers at 3:38, (1st play from scrimmage 3:33)

Green Bay Packers vs Cleveland Browns at Huntington Bank Field

1-10-GB 18	(3:33) M.Golden left end to GB 22 for 4 yards (M.Garrett; D.Ward). Timeout #1 by CLV at 03:25.	
2-6-GB 22	(3:25) M.Golden right end to GB 25 for 3 yards (J.Baker). Timeout #2 by CLV at 03:18.	
3-3-GB 25	(3:18) (Shotgun) J.Love pass short left intended for D.Wicks INTERCEPTED by G.Delpit at GB 29. G.Delpit pushed ob at GB 4 for 25 yards (S.Rhyan).	
Cleveland Browns at 3:08		
1-4-GB 4	(3:08) (Shotgun) J.Flacco pass incomplete short left to C.Tillman. <i>PENALTY on GB-E.Williams, Defensive Pass Interference, 3 yards, enforced at GB 4 - No Play.</i>	X13
1-1-GB 1	(3:04) T.Jenkins and A.Huntington reported in as eligible. Q.Judkins up the middle for 1 yard, TOUCHDOWN. A.Szmyt extra point is GOOD, Center-R.Sunahara, Holder-C.Bojorquez.	R14

GB 10 CLV 10, 1 plays, 4 yards, 1 penalty, 0:07 drive, 11:59 elapsed

A.Szmyt kicks 60 yards from CLV 35 to GB 5. S.Williams to GB 40 for 35 yards (J.Tryon; D.McMillon).

Green Bay Packers at 3:01, (1st play from scrimmage 2:52)

1-10-GB 40	(2:52) (Shotgun) J.Love pass incomplete deep left to R.Doubs (M.Harden). <i>PENALTY on CLV-M.Harden, Defensive Pass Interference, 20 yards, enforced at GB 40 - No Play.</i>	X13
1-10-CLV 40	(2:47) J.Love pass short right to T.Kraft to CLV 22 for 18 yards (D.Ward).	P14

Two-Minute Warning

1-10-CLV 22	(2:00) J.Jacobs right tackle to CLV 21 for 1 yard (D.Ward). The Replay Official reviewed the runner was down by contact ruling, and the play was REVERSED. J.Jacobs right tackle to CLV 21 for 1 yard (D.Ward, D.Bush). FUMBLES (D.Bush), and recovers at CLV 21. Timeout #3 by CLV at 01:56.	
2-9-CLV 21	(1:56) J.Jacobs right end to CLV 22 for -1 yards (M.Garrett).	
3-10-CLV 22	(1:12) <i>PENALTY on GB-R.Walker, False Start, 5 yards, enforced at CLV 22 - No Play.</i>	
3-15-CLV 27	(1:12) J.Jacobs right tackle to CLV 25 for 2 yards (R.Hickman). Timeout #2 by GB at 00:27.	
4-13-CLV 25	(:27) B.McManus 43 yard field goal is BLOCKED (S.Harris), Center-M.Orzech, Holder-D.Whelan, RECOVERED by CLV-G.Newsome at CLV 47.	

Cleveland Browns at 0:21

1-10-CLV 47	(:21) (Shotgun) <i>PENALTY on GB-M.Parsons, Neutral Zone Infraction, 5 yards, enforced at CLV 47 - No Play.</i>	
1-5-GB 48	(:21) (Shotgun) J.Flacco pass short left to J.Thrash ran ob at GB 45 for 3 yards (E.Williams).	
2-2-GB 45	(:17) (Shotgun) J.Flacco pass incomplete deep left to J.Jeudy.	
3-2-GB 45	(:12) (Shotgun) J.Flacco pass short middle to D.Njoku to GB 37 for 8 yards (E.Williams).	P15
1-10-GB 37	(:03) (No Huddle) J.Flacco spiked the ball to stop the clock. Timeout #3 by GB at 00:02.	
2-10-GB 37	(:02) A.Szmyt 55 yard field goal is GOOD, Center-R.Sunahara, Holder-C.Bojorquez. <i>Penalty on GB-K.Nixon, Defensive Offside, declined.</i>	

GB 10 CLV 13, 5 plays, 16 yards, 1 penalty, 0:21 drive, 15:00 elapsed

END OF QUARTER

	Score	Time Poss	First Downs				Efficiencies	
			R	P	X	T	3 Down	4 Down
Green Bay Packers	10	5:24	0	2	1	3	1/4	0/0
Cleveland Browns	13	9:36	4	2	3	9	1/4	1/1

Miscellaneous Statistics Report

Green Bay Packers vs Cleveland Browns
9/21/2025 at Huntington Bank Field

Ten Longest Plays for Green Bay Packers

Yards	Qtr	Play Start	Play Description
34	4	3-8-GB 4	(10:59) (No Huddle, Shotgun) J.Love pass deep right to M.Golden ran ob at GB 38 for 34 yards (G.Delpit).
31	3	2-18-GB 21	(9:56) (Shotgun) J.Love pass short left to J.Jacobs to CLV 48 for 31 yards (D.Bush).
18	4	1-10-CLV 40	(2:47) J.Love pass short right to T.Kraft to CLV 22 for 18 yards (D.Ward).
16	2	3-6-GB 28	(8:01) (Shotgun) J.Love pass short right to R.Doubs to GB 44 for 16 yards (G.Delpit).
16	3	3-7-CLV 19	(4:42) (Shotgun) J.Love pass short middle to D.Wicks to CLV 3 for 16 yards (R.Hickman). CLV-G.Newsome was injured during the play. ** Injury Update: GB-R.Walker has returned to the game.
10	2	3-2-CLV 48	(5:39) (Shotgun) J.Love right end ran ob at CLV 38 for 10 yards (D.Ward).
9	1	3-3-CLV 31	(2:11) (Shotgun) J.Love pass short left to R.Doubs to CLV 22 for 9 yards (G.Newsome).
9	2	1-10-GB 12	(10:52) J.Love pass short left to J.FitzPatrick to GB 21 for 9 yards (M.Diabate; D.Bush).
9	3	3-3-CLV 31	(6:19) (No Huddle, Shotgun) E.Wilson up the middle to CLV 22 for 9 yards (G.Delpit).
8	1	1-10-GB 20	(10:26) (Shotgun) J.Love pass short left to M.Golden to GB 28 for 8 yards (G.Newsome, M.Harden). GB-Z.Tom was injured during the play.

Ten Longest Plays for Cleveland Browns

Yards	Qtr	Play Start	Play Description
38	4	1-10-CLV 34	(8:50) Q.Judkins up the middle pushed ob at GB 28 for 38 yards (E.Williams).
17	1	2-21-CLV 10	(8:06) (Shotgun) J.Flacco pass deep middle to I.Bond to CLV 27 for 17 yards (X.McKinney).
17	2	3-5-CLV 38	(:58) (Shotgun) J.Flacco pass deep middle to J.Jeudy to GB 45 for 17 yards (X.McKinney) [K.Brooks].
14	4	1-10-CLV 20	(9:26) Q.Judkins left end to CLV 34 for 14 yards (Q.Walker).
13	3	2-9-CLV 27	(2:41) (Shotgun) J.Flacco pass short left to D.Njoku to CLV 40 for 13 yards (E.Williams; C.Valentine).
13	4	2-9-GB 27	(7:36) (Shotgun) J.Flacco pass short right to H.Fannin to GB 14 for 13 yards (E.Williams, Q.Walker).
10	2	2-7-CLV 23	(1:57) (Shotgun) J.Flacco pass short right to C.Tillman to CLV 33 for 10 yards (K.Nixon).
10	4	3-15-CLV 30	(12:17) (Shotgun) J.Flacco pass short middle to J.Ford to CLV 40 for 10 yards (E.Cooper; J.Bullard).
9	2	3-2-CLV 43	(13:30) J.Flacco pass short right to C.Tillman pushed ob at GB 48 for 9 yards (K.Nixon).
8	2	3-16-CLV 49	(:18) (Shotgun) J.Flacco pass short middle to D.Njoku to GB 43 for 8 yards (Q.Walker; X.McKinney).

Touchdown Scoring Information

		Offense	Defense	Special Teams
VISITOR	Green Bay Packers	1	0	0
HOME	Cleveland Browns	1	0	0

Player Scoring Information

Club	Player	TD	Rush TD	Rec TD	KO TD	Punt TD	Int TD	Fum TD	Misc TD	FG	XP	2Pt Rush	2Pt Rec	Sfty	Points
GB	J.FitzPatrick	0	0	1	0	0	0	0	0	0	0	0	0	0	6
GB	B.McManus	0	0	0	0	0	0	0	0	1	1	0	0	0	4
CLV	A.Szmyt	0	0	0	0	0	0	0	0	2	1	0	0	0	7
CLV	Q.Judkins	0	1	0	0	0	0	0	0	0	0	0	0	0	6

Possession Detail

	First Half		Second Half		Game	
	Visitor	Home	Visitor	Home	Visitor	Home
Largest Lead	3	0	10	3	10	3
Drives Leading	2	0	5	0	7	0
Time of Possession Leading	8:54	0:00	14:05	0:00	22:59	0:00
Largest Deficit	0	-3	-3	-10	-3	-10
Drives Trailing	0	2	0	5	0	7
Time of Possession Trailing	0:00	5:59	0:00	12:54	0:00	18:53
Times Score Tied Up		0		1		1
Lead Changes		1		1		2

Playtime Percentage

Percent of playtime per player on offense, defense and special teams (Unofficial)

Green Bay Packers

Cleveland Browns

		Offense		Defense	Special Teams				Offense		Defense	Special Teams		
S.Rhyan	G	65	100%		3	13%	E.Pocic	C	66	100%		3	13%	
E.Jenkins	C/G	65	100%				W.Teller	G	66	100%		3	13%	
J.Love	QB	65	100%				J.Bitonio	G	66	100%		2	9%	
J.Morgan	T/G	64	98%		3	13%	C.Lucas	T	66	100%		1	4%	
R.Walker	T	61	94%		3	13%	J.Flacco	QB	66	100%				
R.Doubs	WR	58	89%				K.Leveston	T	62	94%		3	13%	
T.Kraft	TE	57	88%		1	4%	J.Jeudy	WR	55	83%				
M.Golden	WR	46	71%		6	26%	D.Njoku	TE	50	76%				
D.Wicks	WR	44	68%				C.Tillman	WR	49	74%				
J.Jacobs	RB	43	66%				I.Bond	WR	43	65%				
A.Belton	T	35	54%		3	13%	H.Fannin	TE	42	64%		6	26%	
A.Banks	G	30	46%		1	4%	Q.Judkins	RB	36	55%				
M.Heath	WR	17	26%				J.Ford	RB	24	36%				
J.FitzPatrick	TE	15	23%		5	22%	J.Thrash	WR	12	18%				
E.Wilson	RB	15	23%				A.Huntington	DT	6	9%	18	28%	11	48%
L.Musgrave	TE	13	20%		4	17%	D.Sampson	RB	5	8%				
C.Brooks	RB	8	12%		12	52%	T.Jenkins	G	4	6%		3	13%	
S.Williams	WR	6	9%		3	13%	Da.Jones	T	4	6%				
D.Kinnard	T/G	4	6%		3	13%	B.Whiteheart	TE	2	3%		12	52%	
B.Melton	CB	3	5%		13	57%	L.Wypler	C	2	3%		3	13%	
Z.Tom	OL	1	2%				C.Schwesinger	LB			65	100%	6	26%
X.McKinney	S			66	100%	7	30%	R.Hickman	S		65	100%	6	26%
Q.Walker	LB			66	100%	4	17%	D.Ward	CB		65	100%	2	9%
E.Cooper	LB			66	100%	4	17%	G.Delpit	S		64	98%	9	39%
E.Williams	S			63	95%	8	35%	G.Newsome	CB		62	95%	2	9%
K.Nixon	CB			63	95%	4	17%	D.Bush	LB		54	83%	9	39%
M.Parsons	DL			51	77%			M.Garrett	DE		52	80%	3	13%
N.Hobbs	CB			48	73%	4	17%	M.Graham	DT		48	74%	3	13%
R.Gary	DL			44	67%			M.Collins	DT		45	69%	3	13%
K.Brooks	DL			38	58%	9	39%	M.Harden	CB		43	66%	11	48%
C.Wooden	DL			38	58%	4	17%	I.McGuire	DE		35	54%	1	4%
D.Wyatt	DL			38	58%			A.Wright	DE		24	37%		
J.Bullard	S			37	56%	8	35%	S.Harris	DT		19	29%	3	13%
L.Van Ness	DL			30	45%	14	61%	C.Thomas	DE		12	18%	14	61%
I.McDuffie	LB			22	33%	19	83%	R.Jenkins	S		12	18%	13	57%
C.Valentine	CB			22	33%	7	30%	M.Diabate	LB		11	17%	14	61%
K.Enagbare	DL			15	23%	14	61%	J.Baker	LB		10	15%	9	39%
N.Stackhouse	DL			10	15%	5	22%	J.Tryon	DE		7	11%	8	35%
B.Sorrell	DL			6	9%	6	26%	Do.Jones	CB		4	6%	5	22%
T.Hopper	LB			3	5%	16	70%	E.Mascarenas-Arnold	LB				17	74%
N.Niemann	LB					16	70%	D.McMillon	S				16	70%
Z.Anderson	S					13	57%	K.Davis	WR				14	61%
M.Orzech	LS					8	35%	C.Bojorquez	P				9	39%
D.Whelan	P					8	35%	R.Sunahara	LS				9	39%
B.McManus	K					6	26%							

K.Oladapo	S	6	26%	D.Carter	WR	8	35%
B.Sims	TE	3	13%	A.Szmyt	K	6	26%
				J.Bernard-Converse	CB	6	26%



UPDATED BIOGRAPHIES



ZAYNE
ANDERSON
39

SAFETY
BRIGHAM YOUNG

Third NFL Season | Third Packers Season

G

Ht: 6-2 | Wt: 206 | Born: January 3, 1997 | NFL Games Played/Started: 34/2 | Acquired: W-23 (Buf.)



AT A GLANCE

» Played in a career-high 16 games with two starts in 2024 and posted the first defensive stats of his career, recording seven tackles (four solo), two passes defended and an interception. Also tied for No. 2 on the team with a career-high nine special teams tackles.

» Claimed off waivers by the Green Bay Packers from the Buffalo Bills after the 2023 training camp, playing in 10 games and posting four special teams tackles (tied for No. 4 on the team) in '23.

» Originally signed as an undrafted free agent in 2021 by the Kansas City Chiefs and spent time on the Chiefs' practice squad in 2021-22, appearing in seven games and posting a tackle on special teams during the regular season.

» Has also played in five postseason contests (two for the Packers and three for the Chiefs), totaling two tackles on special teams and one (solo) on defense.

» Appeared in 50 games as a linebacker/defensive back at Brigham Young (2015-20), recording 162 tackles. Redshirted in 2018 and medically redshirted in 2019, serving as a team captain both seasons.

2025 SEASON: Has played in one game, seeing time on special teams and recording two tackles...Was inactive (knee) for two games...**Vs. Detroit (Sept. 7):** Inactive (knee)...**Vs. Washington (Sept. 11):** Inactive (knee)...**At Cleveland (Sept. 21):** Appeared on 13 special teams snaps and recorded a team-high two tackles.

POSTSEASON COMPARISON: DEFENSIVE - DALLAS COWBOYS

DATE	OPP	TACKLES										MISC				
		W/L	GP/GS	TOT	SOLO	ASST	SACK	YDS.	INT	TFL	PD	QBH	TD	FF	FR	FR
1/14/24	GB @ DAL	W	P	1	1	0	0.0	0.0	0	0	0	0	0	0	0	0
TOTALS		1/0	1/0	1	1	0	0.0	0.0	0	0	0	0	0	0	0	0

ZAYNE ANDERSON'S NFL REGULAR-SEASON DEFENSIVE STATISTICS

YEAR	TEAM	GP	GS	TACKLES										INTERCEPTIONS					ST					MISC				
				TK	S	A	TFL	YDS	SK	YDS	QBH	NO	YDS	LG	TD	PD	FF	FR	TD	YDS	TK	S	A	FF	FR	S	A	A
2021	Chiefs	4	0	0	0	0	0	0	0.0	0.0	0	0	0	0	0	0	0	0	0	1	1	0	0	0	0	0	0	0
2022	Chiefs	3	0	0	0	0	0	0	0.0	0.0	0	0	0	0	0	0	0	0	0	0	0	0	0	0	0	0	0	0
2023	Packers	10	0	0	0	0	0	0	0.0	0.0	0	0	0	0	0	0	0	0	0	4	3	1	0	0	0	0	0	0
2024	Packers	16	2	7	4	3	0	0	0.0	0.0	0	1	18	18	0	2	0	0	0	0	9	9	0	0	0	0	0	0
2025	Packers	1	0	0	0	0	0	0	0.0	0.0	0	0	0	0	0	0	0	0	0	2	1	1	0	0	0	0	0	0
NFL TOTALS		34	2	7	4	3	0	0	0.0	0.0	0	1	18	18	0	2	0	0	0	0	16	14	2	0	0	0	0	0

ZAYNE ANDERSON'S NFL POSTSEASON DEFENSIVE STATISTICS

YEAR	TEAM	GP	GS	TACKLES										INTERCEPTIONS					ST					MISC				
				TK	S	A	TFL	YDS	SK	YDS	QBH	NO	YDS	LG	TD	PD	FF	FR	TD	YDS	TK	S	A	FF	FR	S	A	A
2021	Chiefs	3	0	0	0	0	0	0	0.0	0.0	0	0	0	0	0	0	0	0	0	0	1	1	0	0	0	0	0	0
2023	Packers	2	0	1	1	0	0	0	0.0	0.0	0	0	0	0	0	0	0	0	0	0	1	1	0	0	0	0	0	0
NFL TOTALS		5	0	1	1	0	0	0	0.0	0.0	0	0	0	0	0	0	0	0	0	0	2	2	0	0	0	0	0	0

SINGLE-GAME HIGHS: SPECIAL TEAMS

Total Tackles

4 at Detroit Lions, Dec 05, 2024

Solo Tackles

3 vs. New Orleans Saints, Dec 23, 2024

Passes Defensed

2 vs. New Orleans Saints, Dec 23, 2024

Interceptions

1 vs. New Orleans Saints, Dec 23, 2024

Special Teams Tackles

2 at Cleveland Browns, Sep 21, 2025

2 vs. Miami Dolphins, Nov 28, 2024

1 at Minnesota Vikings, Dec 29, 2024

1 at Jacksonville Jaguars, Oct 27, 2024

1 vs. Houston Texans, Oct 20, 2024

...9 more at 1.

2025 GXG REGULAR SEASON (PACKERS)

DATE	OPPONENT	P/S	TK	S	A	SK	YDS	INT	PD	FF	FR
09/07	Lions										
09/11	Commanders										
09/21	at Browns	P	0	0	0	0.0	0	0	0	0	0
2025 TOTALS		1-0	0	0	0	0.0	0	0	0	0	0

G 2025 GREEN BAY PACKERS

1

PLAYERS

AARON
BANKS
65

GUARD
NOTRE DAME

Fifth NFL Season | First Packers Season



Ht: 6-5 | Wt: 325 | Born: September 3, 1997 | NFL Games Played/Started: 55/45 | Acquired: UFA (SF)-25

AT A GLANCE

- » Appeared in 53 games with 43 starts (all at left guard) in his four seasons with the San Francisco 49ers (2021-24), also playing in seven postseason contests with six starts.
- » During his three seasons as a starter (2022-24), was part of a line that helped the 49ers rank No. 2 in the NFL over that span in total offense (380.1 ypg), No. 1 in yards per play (6.3), No. 3 in yards per carry (4.73 avg.), tied for No. 5 in sacks allowed (101) and No. 6 in rushing offense (135.5 ypg).
- » Helped protect QB Brock Purdy, who led the NFL in passer rating (113.0) and yards per attempt (9.6) in 2023 while setting a franchise record with 4,280 passing yards.
- » In 2023, was part of a line that helped the 49ers become the first team in NFL history to feature an RB (Christian McCaffrey), two WRs (Brandon Aiyuk and Deebo Samuel) and a TE (George Kittle) who each posted 1,000-plus yards from scrimmage in a single season.
- » Appeared in 38 games with 31 starts during his four years at Notre Dame (2017-20), earning first-team All-America honors from The Associated Press as a senior in 2020.

2025 SEASON: Has started both games he has appeared in at LG...**Vs. Detroit (Sept. 7):** Started at LG in his Green Bay debut, appearing on 43 of 48 snaps as part of a line that did not allow a sack of QB Jordan Love. Helped protect Love, who connected on 16 of 22 passes for 188 yards and two TDs with no INTs (128.6 rating)...**Vs. Washington (Sept. 11):** Inactive (ankle/groin)...**At Cleveland (Sept. 21):** Started at LG and played 30 snaps, but was sidelined for the second half due to a groin injury.

AARON BANKS' NFL REGULAR-SEASON STATISTICS

DATE	TEAM	GP	GS
2021	49ers	9	0
2022	49ers	16	16
2023	49ers	15	14
2024	49ers	13	13
2025	Packers	2	2
NFL TOTALS		55	45

AARON BANKS' NFL POSTSEASON STATISTICS

DATE	TEAM	GP	GS
2021	49ers	1	0
2022	49ers	3	3
2023	49ers	3	3
NFL TOTALS		7	6

2025 GXG REGULAR SEASON (PACKERS)

DATE	OPPONENT	P/S
09/07	Lions	S
09/11	Commanders	
09/21	at Browns	S
2025 TOTALS		2-2

INACTIVE/INJURY

ANTHONY
BELTON
71

TACKLE
NORTH CAROLINA STATE

Rookie





Ht: 6-6 | Wt: 336 | Born: February 23, 2001 | NFL Games Played/Started: 3/1 | Acquired: D2-25

AT A GLANCE

- » Appeared in 40 games with 32 starts at left tackle during his four seasons at North Carolina State, starting all 24 games he played in over his final two seasons (2023-24).
- » Started all 11 games he appeared in last season and was selected to play in the Reese's Senior Bowl following the 2024 campaign.
- » Earned third-team All-Atlantic Coast Conference honors in 2023 after tying for the team lead with 51 pancake blocks.
- » Played one season at Georgia Military Academy (2019), where he was ranked the No. 5 JUCO offensive tackle in the country by 247Sports.com.
- » Selected by the Packers in the second round (No. 54 overall) of the 2025 NFL Draft, the first offensive lineman from North Carolina State to be drafted by the Packers in franchise history.
- » Became just the fourth offensive lineman from North Carolina State to be selected in the first two rounds in the Common Draft Era (since 1967).

2025 SEASON: Has played in all three games with one start at RT...**Vs. Detroit (Sept. 7):** Appeared on three snaps on offense in his NFL debut, taking over at RT for the final series of the game. Also played five snaps on special teams...**Vs. Washington (Sept. 11):** Made his first NFL start, opening at RT in place of an injured Zach Tom (oblique), and appeared on 51 of 67 snaps. Helped protect QB Jordan Love as he completed 19 of 31 passes for 292 yards and two TDs with no INTs (113.9 rating)...**At Cleveland (Sept. 21):** Appeared on 35 snaps on offense, playing 31 snaps at RG in place of an injured Tom (oblique) and four snaps at LT in the third quarter when Rasheed Walker briefly departed the game due to injury.

ANTHONY BELTON'S NFL REGULAR-SEASON STATISTICS

DATE	TEAM	GP	GS
2025	Packers	3	1
NFL TOTALS		3	1

2025 GYG REGULAR SEASON (PACKERS)

DATE	OPPONENT	P/S
09/07	Lions	P
09/11	Commanders	S
09/21	at Browns	P
2025 TOTALS		3-1

WARREN
BRINSON
91

DEFENSIVE LINEMAN
GEORGIA

Rookie



Ht: 6-5 | Wt: 315 | Born: February 4, 2002 | Acquired: D6-25

AT A GLANCE

- » Played in 59 games with eight starts at Georgia, recording 71 tackles (46 solo), 14 tackles for a loss, six sacks, 59 QB hurries, a pass defended and a fumble recovery.
- » During his five seasons playing for the Bulldogs (2020-24), was part of defenses that contributed to Georgia ranking No. 1 in the country over that span in rushing defense (95.2 ypg), including No. 1 rankings in both 2020 (72.3 ypg) and 2022 (77.1 ypg).
- » In 2024, played in 12 games with four starts and recorded career bests in tackles (26), solo tackles (20) and tackles for a loss (six) while tying his career high in sacks (two). Also registered 17 QB hurries, the second most of his career (19 in 2023).
- » Selected by the Packers in the sixth round (No. 198 overall) of the 2025 NFL Draft, the fifth player from the University of Georgia picked by Green Bay in the last five drafts (2021-25).
- » Went to Savannah (Ga.) Christian High School in his hometown before transferring and spending his final two years at IMG Academy (Bradenton, Fla.), where he helped lead the Ascenders to a 9-1 record in his senior season.

2025 SEASON: Has been inactive (healthy scratch) for all three games...**Vs. Detroit (Sept. 7):** Inactive (healthy scratch)...**Vs. Washington (Sept. 11):** Inactive (healthy scratch)...**At Cleveland (Sept. 21):** Inactive (healthy scratch).

2025 GXG REGULAR SEASON (PACKERS)

DATE OPPONENT	P/S	TK	S	A	SK	YDS	INT	PD	FF	FR
09/07 Lions		INACTIVE								
09/11 Commanders		INACTIVE								
09/21 at Browns		INACTIVE								
2025 TOTALS		0	0	0	0	0	0	0	0	0

CHRIS
BROOKS
30

RUNNING BACK
BRIGHAM YOUNG

Third NFL Season | Second Packers Season



Ht: 6-1 | Wt: 219 | Born: January 11, 2000 | NFL Games Played/Started: 27/0 | Acquired: FA-24

AT A GLANCE

- » Rushed for 289 yards on 55 carries over his first two NFL seasons, an average of 5.3 yards per attempt that ranked No. 6 in the NFL among running backs with 50-plus carries in 2023-24.
- » Appeared in 15 games for the Packers last season, rushing for 183 yards and a TD on 36 carries (5.1 avg.) while adding 11 receptions for 69 yards (6.3 avg.).
- » Played in nine games for the Miami Dolphins as a rookie in 2023, finishing with 106 rushing yards on 19 carries (5.6 avg.).
- » Appeared in 52 games with 24 starts during his collegiate career at Brigham Young (2022) and California (2018-21), posting 2,551 rushing yards and 20 TDs on 512 carries (5.0 avg.).
- » Averaged 6.3 yards per carry in his lone season at BYU in 2022, the fourth-best single-season mark in school history.
- » Led the Golden Bears with a career-high 914 rushing yards and a career-best eight rushing TDs on 208 attempts (4.4 avg.) in 2019 while adding a career-best 22 catches for 166 yards (7.5 avg.) and a career-high four TDs.

2025 SEASON: Has played in all three games and has posted a 1-yard carry and four receptions for 29 yards (7.3 avg.)...Ranks No. 2 on the team with four tackles on special teams...**Vs. Detroit (Sept. 7):** Appeared on nine snaps on offense and 16 on special teams, posting a 1-yard run and a 2-yard reception along with a career-high three tackles on special teams...**Vs. Washington (Sept. 11):** Played 13 snaps on offense and 17 on special teams, recording three receptions (tied career high) for 27 yards (9.0 avg.)...**At Cleveland (Sept. 21):** Appeared on eight plays on offense and registered a tackle in 12 snaps of work on special teams.

REGULAR-SEASON COMPARISON: RECEIVING - DALLAS COWBOYS

DATE	OPP	W/L	GP/GS	REC	YDS.	AVG.	TD	LG	TGTS	YAC
12/24/23	MIA vs. DAL	W	P	0	0	0	0	0	0	0
TOTALS		1/0	1/0	0	0	0	0	0	0	0

CHRIS BROOKS' NFL REGULAR-SEASON RUSHING/RECEIVING STATISTICS

DATE	TEAM	GP	GS	RUSHING					RECEIVING				
				NO.	YDS.	AVG.	LG	TD	NO.	YDS.	AVG.	LG	TD
2023	Dolphins	9	0	19	106	5.6	52	0	0	0	0.0	0	0
2024	Packers	15	0	36	183	5.1	23	1	11	69	6.3	15	0
2025	Packers	3	0	1	1	1.0	1	0	4	29	7.3	16	0
NFL TOTALS		27	0	56	290	5.2	52	1	15	98	6.5	16	0

CHRIS BROOKS' NFL POSTSEASON RUSHING/RECEIVING STATISTICS

DATE	TEAM	GP	GS	RUSHING					RECEIVING				
				NO.	YDS.	AVG.	LG	TD	NO.	YDS.	AVG.	LG	TD
2023	Dolphins	1	0	0	0	0.0	0	0	0	0	0.0	0	0
2024	Packers	1	0	0	0	0.0	0	0	2	9	4.5	5	0
NFL TOTALS		2	0	0	0	0.0	0	0	2	9	4.5	5	0

SINGLE-GAME HIGHS: RUSHING/RECEIVING

Rush Attempts 9 vs. Denver Broncos, Sep 24, 2023
8 vs. Chicago Bears, Jan 05, 2025
Rushing Yards 66 vs. Denver Broncos, Sep 24, 2023
59 vs. Chicago Bears, Jan 05, 2025
Rushing Average 7.4 vs. Chicago Bears, Jan 05, 2025
7.3 vs. Denver Broncos, Sep 24, 2023
Longest Runs 52 vs. Denver Broncos, Sep 24, 2023
28 vs. Carolina Panthers, Oct 15, 2023
Receptions 3 vs. Washington Commanders, Sep 11, 2025
3 vs. Detroit Lions, Nov 03, 2024
Receiving Yards 28 vs. Detroit Lions, Nov 03, 2024
27 vs. Washington Commanders, Sep 11, 2025

Receiving Average 9.3 vs. Detroit Lions, Nov 03, 2024
9.0 vs. Washington Commanders, Sep 11, 2025
Longest Receptions 16 vs. Washington Commanders, Sep 11, 2025
15 vs. San Francisco 49ers, Nov 24, 2024
All-Purpose Yards 66 vs. Denver Broncos, Sep 24, 2023
59 vs. Chicago Bears, Jan 05, 2025
Special Teams Tackles 3 vs. Detroit Lions, Sep 07, 2025
1 at Cleveland Browns, Sep 21, 2025
...2 more at 1.
Most TDs 1 vs. New Orleans Saints, Dec 23, 2024
Scrimmage Yards 66 vs. Denver Broncos, Sep 24, 2023
59 vs. Chicago Bears, Jan 05, 2025

2025 GXG REGULAR SEASON (PACKERS)

DATE	OPPONENT	P/S	RUSHING					RECEIVING				
			NO.	YDS.	AVG.	LG	TD	NO.	YDS.	AVG.	LG	TD
09/07	Lions	P	1	1	1.0	1	0	1	2	2.0	2	0
09/11	Commanders	P	0	0	0.0	0	0	3	27	9.0	16	0
09/21	at Browns	P	0	0	0.0	0	0	0	0	0.0	0	0
2025 TOTALS		3-0	1	1	1.0	1	0	4	29	7.3	16	0

KARL BROOKS 94

DEFENSIVE LINEMAN
BOWLING GREEN

Third NFL Season | Third Packers Season



Ht: 6-3 | Wt: 296 | Born: May 8, 2000 | NFL Games Played/Started: 37/0 | Acquired: D6A-23

AT A GLANCE

- » Saw action in all 17 games in 2024, recording a career-high 24 tackles (14 solo), 3½ sacks, four tackles for a loss, a career-best six quarterback hits, two passes defended, a forced fumble and a career-high and team-leading three fumble recoveries.
- » Was the only player in the NFL in 2024 with multiple fumble recoveries, a forced fumble and a blocked kick and was the first NFL player to record those stats in back-to-back seasons (2023-24) since Texans DL J.J. Watt (2013-14).
- » Became the first Packers rookie to register four-plus sacks (four) and multiple fumble recoveries (two) in a season since LB Clay Matthews in 2009 and was one of only two NFL rookies to accomplish that feat in 2023 (Buccaneers LB YaYa Diaby).
- » Dating back to 2000, became only the second Packer (S Marques Anderson) to post multiple fumble recoveries in both of his first two NFL seasons (2023-24).
- » Is one of three NFL players (DE Myles Garrett and DT Jordan Elliott) to block a field goal in each of the last two seasons (2023-24).
- » Started all 52 games he played in over five seasons (2018-22) at Bowling Green and served as a team captain for his final two seasons.

2025 SEASON: Has played in all three games, recording four tackles (one solo), a half-sack and two quarterback hits on defense while also appearing on special teams...**Vs. Detroit (Sept. 7):** Played 34 snaps on defense and nine on special teams...**Vs. Washington (Sept. 11):** Played 48 snaps on defense, recording three tackles (all assists) and split a sack of QB Jayden Daniels with DL Barryn Sorrell in the fourth quarter. Also appeared on 10 special teams snaps...**At Cleveland (Sept. 21):** Appeared on 38 defensive snaps and recorded a solo tackle and a QB hit. Also saw action on nine special teams snaps.

POSTSEASON COMPARISON: DEFENSIVE - DALLAS COWBOYS

DATE	OPP	W/L	GP/GS	TACKLES				SACK	YDS.	INT	TFL	PD	QBH	MISC			
				TOT	SOLO	ASST								TD	FF	FR	
1/14/24	GB @ DAL	W	P	2	0	2		0.0	0.0	0	0	0		1	0	0	0
TOTALS		1/0	1/0	2	0	2		0.0	0.0	0	0	0		1	0	0	0

KARL BROOKS' NFL REGULAR-SEASON DEFENSIVE STATISTICS

YEAR	TEAM	TACKLES										INTERCEPTIONS										ST				MISC	
		GP	GS	TK	S	A	TFL	YDS	SK	YDS	QBH	NO	YDS	LG	TD	PD	FF	FR	TD	YDS	TK	S	A	FF	FR	S	A
2023	Packers	17	0	20	12	8	6	34	4.0	31.0	5	0	0	0	0	4	1	2	0	0	0	0	0	0	0	0	0
2024	Packers	17	0	24	14	10	4	24	3.5	22.5	6	0	0	0	0	2	1	3	0	0	0	0	0	0	0	0	0
2025	Packers	3	0	4	1	3	0	0	0.5	1.0	2	0	0	0	0	0	0	0	0	0	0	0	0	0	0	0	0
NFL TOTALS		37	0	48	27	21	10	58	8.0	54.5	13	0	0	0	0	6	2	5	0	0	0	0	0	0	0	0	0

KARL BROOKS' NFL POSTSEASON DEFENSIVE STATISTICS

		TACKLES										INTERCEPTIONS										ST				MISC	
YEAR	TEAM	GP	GS	TK	S	A	TFL	YDS	SK	YDS	QBH	NO	YDS	LG	TD	PD	FF	FR	TD	YDS	TK	S	A	FF	FR	S	A
2023	Packers	2	0	3	0	3	0	0	0.0	0.0	1	0	0	0	0	0	0	0	0	0	0	0	0	0	0	0	0
2024	Packers	1	0	1	1	0	0	0	0.0	0.0	0	0	0	0	0	0	0	0	0	0	0	0	0	0	0	0	0
NFL TOTALS		3	0	4	1	3	0	0	0.0	0.0	1	0	0	0	0	0	0	0	0	0	0	0	0	0	0	0	0

SINGLE-GAME HIGHS: DEFENSIVE

Total Tackles 4 vs. Chicago Bears, Jan 05, 2025
4 at Philadelphia Eagles, Sep 06, 2024

Solo Tackles 3 vs. Chicago Bears, Jan 05, 2025
2 at Minnesota Vikings, Dec 29, 2024
...5 more at 2.

Sacks 1.5 at Los Angeles Rams, Oct 06, 2024
1.0 at Minnesota Vikings, Dec 29, 2024
...5 more at 1.0.

Passes Defended 2 vs. Los Angeles Rams, Nov 05, 2023
1 at Minnesota Vikings, Dec 29, 2024
...3 more at 1.

Forced Fumbles 1 vs. Arizona Cardinals, Oct 13, 2024
1 at Detroit Lions, Nov 23, 2023

Fumble Recoveries 1 at Minnesota Vikings, Dec 29, 2024
1 vs. San Francisco 49ers, Nov 24, 2024
...3 more at 1.

Tackles For Loss 2 vs. Chicago Bears, Jan 07, 2024
1 vs. Chicago Bears, Jan 05, 2025
...7 more at 1.

2025 GYG REGULAR SEASON (PACKERS)

DATE	OPPONENT	P/S	TK	S	A	SK	YDS	INT	PD	FF	FR
09/07	Lions	P	0	0	0	0.0	0.0	0	0	0	0
09/11	Commanders	P	3	0	3	0.5	1.0	0	0	0	0
09/21	at Browns	P	1	1	0	0.0	0.0	0	0	0	0
2025 TOTALS		3-0	4	1	3	0.5	1.0	0	0	0	0

JAVON
BULLARD
20 SAFETY
GEORGIA

Second NFL Season | Second Packers Season



Ht: 5-10 | Wt: 198 | Born: September 5, 2002 | NFL Games Played/Started: 18/13 | Acquired: D2b-24

AT A GLANCE

- » Played in 15 games as a rookie last season, making 11 starts and recording 85 tackles (57 solo), two tackles for a loss, a pass defended and a fumble recovery.
- » Became just the sixth rookie safety to start in Week 1 for the Packers since the 1970 merger and the first since S Darnell Savage in 2019.
- » Was tied for No. 4 on the team in tackles on defense and finished No. 5 on the team with five special teams tackles.
- » Tied for the team lead with a career-high 11 tackles (seven solo) at Philadelphia in Week 1, the most by an NFL rookie defensive back in a season opener since Dolphins CB Xavien Howard (11) in 2016.
- » Earned second-team All-Southeastern Conference honors from The Associated Press in 2023 at Georgia after ranking No. 3 on the team with a career-high 56 tackles (39 solo) while adding two INTs and seven passes defended.
- » Was named the Defensive MVP of the 2022 College Football Playoff national title game after posting two INTs and a fumble recovery against TCU.

2025 SEASON: Has played in all three games with two starts, recording 18 tackles (13 solo) and a tackle for a loss...Ranks No. 3 on the team in total tackles and solo tackles...**Vs. Detroit (Sept. 7):** Started and played 59 snaps on defense, finishing tied for second on the team with nine tackles (seven solo). Also appeared on 11 special teams snaps...**Vs. Washington (Sept. 11):** Appeared on 58 snaps on defense, recording five tackles (all solo). His five solo tackles ranked No. 2 on the team. Also saw action on 11 special teams snaps...**At Cleveland (Sept. 21):** Started and played 27 defensive snaps, registering four tackles (one solo) and a tackle for a loss before leaving the game in the fourth quarter with a concussion. Combined with LB Quay Walker to stop RB Jerome Ford for a loss of 4 yards in the fourth quarter. Also saw action on eight special teams snaps.

JAVON BULLARD'S NFL REGULAR-SEASON DEFENSIVE STATISTICS

		TACKLES										INTERCEPTIONS										ST				MISC			
YEAR	TEAM	GP	GS	TK	S	A	TFL	YDS	SK	YDS	QBH	NO	YDS	LG	TD	PD	FF	FR	TD	YDS	TK	S	A	FF	FR	S	A		
2024	Packers	15	11	85	57	28	2	6	0.0	0.0	0	0	0	0	0	1	0	1	0	3	5	4	1	0	0	0	0	0	
2025	Packers	3	2	18	13	5	1	4	0.0	0.0	0	0	0	0	0	0	0	0	0	0	0	0	0	0	0	0	0		
NFL TOTALS		18	13	103	70	33	3	10	0.0	0.0	0	0	0	0	0	1	0	1	0	3	5	4	1	0	0	0	0	0	

JAVON BULLARD'S NFL POSTSEASON DEFENSIVE STATISTICS

YEAR	TEAM	GP	GS	TACKLES										INTERCEPTIONS										ST				MISC			
				TK	S	A	TFL	YDS	SK	YDS	QBH	NO	YDS	LG	TD	PD	FF	FR	TD	YDS	TK	S	A	FF	FR	S	A	FF	FR	S	A
2024	Packers	1	0	3	2	1	0	0	0.0	0.0	0	0	0	0	0	0	0	0	0	0	0	0	0	0	0	0	0	0	0	0	0
NFL TOTALS		1	0	3	2	1	0	0	0.0	0.0	0	0	0	0	0	0	0	0	0	0	0	0	0	0	0	0	0	0	0	0	0

SINGLE-GAME HIGHS: DEFENSIVE

Total Tackles 11 at Minnesota Vikings, Dec 29, 2024
11 at Philadelphia Eagles, Sep 06, 2024
Solo Tackles 9 at Minnesota Vikings, Dec 29, 2024
7 vs. Detroit Lions, Sep 07, 2025
...1 more at 7.
Passes Defended 1 vs. Indianapolis Colts, Sep 15, 2024

Fumble Recoveries 1 vs. Chicago Bears, Jan 05, 2025
Tackles For Loss 1 at Cleveland Browns, Sep 21, 2025
1 vs. Chicago Bears, Jan 05, 2025
...1 more at 1.
Special Teams Tackles 1 vs. Miami Dolphins, Nov 28, 2024
1 vs. Detroit Lions, Nov 03, 2024
...3 more at 1.

2025 GXG REGULAR SEASON (PACKERS)

DATE	OPPONENT	P/S	TK	S	A	SK	YDS	INT	PD	FF	FR
09/07	Lions	S	9	7	2	0.0	0.0	0	0	0	0
09/11	Commanders	P	5	5	0	0.0	0.0	0	0	0	0
09/21	at Browns	S	4	1	3	0.0	0.0	0	0	0	0
2025 TOTALS		3-2	18	13	5	0.0	0.0	0	0	0	0

EDGERRIN
COOPER
56

LINEBACKER
TEXAS A&M

Second NFL Season | Second Packers Season



Ht: 6-2 | Wt: 229 | Born: November 17, 2001 | NFL Games Played/Started: 17/7 | Acquired: D2a-24

AT A GLANCE

- » Was the only player in the NFL last season to post 75-plus tackles (77), 13-plus tackles for a loss (13), three-plus sacks (3½), an interception (one), a forced fumble (one) and a fumble recovery (two).
- » Dating back to 2000, became the first NFL rookie to hit those marks in a season and joined LB A.J. Hawk (2013) as the only Packers to hit those marks in a season since 2000.
- » Posted the most tackles for a loss by a Green Bay rookie since LB Clay Matthews (17) in 2009.
- » Became the only NFL player since 2000 with 13-plus tackles for a loss and 10-plus special teams tackles in a season (TruMedia).
- » Was selected to the Pro Football Writers of America All-Rookie team, was named NFL Defensive Rookie of the Month for regular-season games played in the months of December and January and twice was honored as the NFC Defensive Player of the Week (Weeks 8 and 15).
- » Received first-team All-America honors from the Walter Camp Football Foundation, *The Associated Press* and the American Football Coaches Association to become a consensus All-America selection in 2023. Also earned first-team All-America accolades from *The Athletic*, ESPN and CBS Sports and first-team All-SEC honors from the league's coaches.

2025 SEASON: Has started all three contests and is No. 2 on the team in tackles (26) and No. 1 in solo tackles (17)...Has also posted a half-sack, two QB hits, a pass defended and three Next Gen Stat QB pressures...**Vs. Detroit (Sept. 7):** Started and played all 67 snaps on defense, leading the team and posting career highs in both tackles (12) and solo tackles (eight). Of his 12 stops, five came within 2 yards of the line of scrimmage (2, 0, 1, 1, 1)...**Vs. Washington (Sept. 11):** Started and played 68 of 69 defensive snaps, leading the team in tackles (10) and solo tackles (seven). Also posted two QB hits, three NGS QB pressures and a half-sack when he blitzed and teamed with DL Micah Parsons to take down QB Jayden Daniels on a third-and-3 early in the third quarter. It was the third double-digit-tackle game of his career...**At Cleveland (Sept. 21):** One of three Packers to play all 66 defensive snaps, posting four tackles (two solo) and a pass defended. Two of his four tackles were for 1-yard gains.

EDGERRIN COOPER'S NFL REGULAR-SEASON DEFENSIVE STATISTICS

		TACKLES										INTERCEPTIONS										ST				MISC			
YEAR	TEAM	GP	GS	TK	S	A	TFL	YDS	SK	YDS	QBH	NO	YDS	LG	TD	PD	FF	FR	TD	YDS	TK	S	A	FF	FR	S	A		
2024	Packers	14	4	77	48	29	13	53	3.5	32.5	7	1	22	22	0	4	1	2	0	4	10	9	1	0	0	0	0	0	
2025	Packers	3	3	26	17	9	0	0	0.5	5.0	2	0	0	0	0	1	0	0	0	0	0	0	0	0	0	0	0	0	
NFL TOTALS		17	7	103	65	38	13	53	4.0	37.5	9	1	22	22	0	5	1	2	0	4	10	9	1	0	0	0	0	0	

EDGERRIN COOPER'S NFL POSTSEASON DEFENSIVE STATISTICS

		TACKLES										INTERCEPTIONS										ST				MISC	
YEAR	TEAM	GP	GS	TK	S	A	TFL	YDS	SK	YDS	QBH	NO	YDS	LG	TD	PD	FF	FR	TD	YDS	TK	S	A	FF	FR	S	A
2024	Packers	1	1	7	2	5	0	0	0.0	0.0	1	0	0	0	0	0	0	0	0	0	0	0	0	0	0	0	0
NFL TOTALS		1	1	7	2	5	0	0	0.0	0.0	1	0	0	0	0	0	0	0	0	0	0	0	0	0	0	0	0

SINGLE-GAME HIGHS: DEFENSIVE

Total Tackles 12 vs. Detroit Lions, Sep 07, 2025
10 vs. Washington Commanders, Sep 11, 2025
...1 more at 10.

Solo Tackles 8 vs. Detroit Lions, Sep 07, 2025
7 vs. Washington Commanders, Sep 11, 2025
...1 more at 7.

Sacks 1.0 at Seattle Seahawks, Dec 15, 2024
1.0 at Jacksonville Jaguars, Oct 27, 2024
...1 more at 1.0.

Passes Defensed 2 at Seattle Seahawks, Dec 15, 2024
1 at Cleveland Browns, Sep 21, 2025
...2 more at 1.

Forced Fumbles 1 at Jacksonville Jaguars, Oct 27, 2024

Fumble Recoveries 1 vs. Chicago Bears, Jan 05, 2025
1 vs. Minnesota Vikings, Sep 29, 2024
4 at Minnesota Vikings, Dec 29, 2024
2 at Seattle Seahawks, Dec 15, 2024
...1 more at 2.

Interceptions 1 at Seattle Seahawks, Dec 15, 2024

Special Teams Tackles 2 vs. New Orleans Saints, Dec 23, 2024
2 at Seattle Seahawks, Dec 15, 2024

2025 GXG REGULAR SEASON (PACKERS)

DATE	OPPONENT	P/S	TK	S	A	SK	YDS	INT	PD	FF	FR
09/07	Lions	S	12	8	4	0.0	0.0	0	0	0	0
09/11	Commanders	S	10	7	3	0.5	5.0	0	0	0	0
09/21	Browns	S	4	2	2	0.0	0.0	0	1	0	0
2025 TOTALS		3-3	26	17	9	0.5	5.0	0	1	0	0


BRENTON
COX JR.
57

DEFENSIVE LINEMAN
FLORIDA

Third NFL Season | Third Packers Season

G

Ht: 6-4 | Wt: 250 | Born: January 30, 2000 | NFL Games Played/Started: 12/0 | Acquired: FA-23



- AT A GLANCE
- » Played in seven games in 2024 and posted 12 tackles (eight solo), five tackles for a loss, four sacks, seven QB hits and 13 Next Gen Stat QB pressures.
 - » Became the first player in team history (since 1982) to play in seven or fewer games and register four-plus sacks in a season.
 - » Among players to play in seven or fewer contests in 2024, ranked No. 2 in the NFL in sacks and QB hits, tied for No. 2 in NGS QB pressures and No. 3 in tackles for a loss.
 - » Ranked No. 4 on the team in sacks and tied for No. 4 on the team in QB hits in 2024.
 - » Ranked No. 2 on the team last season (LB Edgerrin Cooper, 4.5 pct.) with a 3.8 percent havoc rate (pct. of def. plays with a TFL, forced fumble, interception, pass breakup or sack, TruMedia).
 - » Spent one season at Georgia (2018) and three seasons at Florida (2020-22), earning second-team All-SEC honors from The Associated Press after posting 41 tackles (21 solo), 9½ tackles for a loss, four sacks and a team-high 18 QB hurries in 2020 at Florida.

2025 SEASON: Has played in one game...Was placed on injured reserve (groin) on Sept. 11...**Vs. Detroit (Sept. 7):** Appeared on nine defensive snaps before leaving the game in the third quarter with a groin injury.

BRENTON COX JR.'S NFL REGULAR-SEASON DEFENSIVE STATISTICS																											
YEAR	TEAM	GP	GS	TK	S	TACKLES					INTERCEPTIONS								ST				MISC				
						A	TFL	YDS	SK	YDS	QBH	NO	YDS	LG	TD	PD	FF	FR	TD	YDS	TK	S	A	FF	FR	S	A
2023	Packers	4	0	0	0	0	0	0	0	0.0	0.0	0	0	0	0	0	0	0	0	0	0	0	0	0	0	0	0
2024	Packers	7	0	12	8	4	5	32	4.0	29.0	7	0	0	0	0	0	1	0	0	0	0	0	0	0	0	0	0
2025	Packers	1	0	0	0	0	0	0	0.0	0.0	0	0	0	0	0	0	0	0	0	0	0	0	0	0	0	0	0
NFL TOTALS		12	0	12	8	4	5	32	4.0	29.0	7	0	0	0	0	0	1	0	0	0	0	0	0	0	0	0	0

BRENTON COX JR.'S NFL POSTSEASON DEFENSIVE STATISTICS																										
YEAR	TEAM	GP	GS	TACKLES								INTERCEPTIONS								ST				MISC		
				TK	S	A	TFL	YDS	SK	YDS	QBH	NO	YDS	LG	TD	PD	FF	FR	TD	YDS	TK	S	A	FF	FR	S
2024	Packers	1	0	0	0	0	0	0	0.0	0.0	0	0	0	0	0	0	0	0	0	0	0	0	0	0	0	0
NFL TOTALS		1	0	0	0	0	0	0.0	0.0	0	0	0	0	0	0	0	0	0	0	0	0	0	0	0	0	0

SINGLE-GAME HIGHS: DEFENSIVE

Total Tackles	3 at Chicago Bears, Nov 17, 2024	Sacks	1.0 vs. New Orleans Saints, Dec 23, 2024
	2 vs. New Orleans Saints, Dec 23, 2024		1.0 at Seattle Seahawks, Dec 15, 2024
	...3 more at 2.		...2 more at 1.0.
Solo Tackles	2 vs. New Orleans Saints, Dec 23, 2024	Tackles For Loss	2 at Chicago Bears, Nov 17, 2024
	2 at Seattle Seahawks, Dec 15, 2024		1 vs. New Orleans Saints, Dec 23, 2024
	...1 more at 2.		...2 more at 1.

2025 GYG REGULAR SEASON (PACKERS)

DATE	OPPONENT	P/S	TK	S	A	SK	YDS	INT	PD	FF	FR
09/07	Lions	P	0	0	0	0	0.0	0	0	0	0
09/11	Commanders		INJURED RESERVE								
09/21	at Browns		INJURED RESERVE								
2025 TOTALS		1-0	0	0	0	0.0	0.0	0	0	0	0

ROMEO DOUBS

87

WIDE RECEIVER
NEVADA

Fourth NFL Season | Fourth Packers Season



G

Ht: 6-2 | Wt: 204 | Born: April 13, 2000 | NFL Games Played/Started: 46/38 | Acquired: D4a-22

- AT A GLANCE
- » Last name is pronounced DOBBS.
 - » Is one of only three players in team history to post 40-plus catches, 400-plus receiving yards and three-plus receiving TDs in each of his first three NFL seasons, joining WRs James Lofton (1978-80) and Greg Jennings (2006-08).
 - » His 15 receiving TDs in 2022-24 were the most by a Packer in his first three NFL seasons since WR Davante Adams posted 16 in 2014-16.
 - » Was tied for No. 8 in the NFL with a team-high eight receiving TDs in 2023, including seven receiving TDs in the red zone (No. 4 in the league).
 - » Played in 13 games with seven starts as a rookie in 2022 and ranked No. 4 on the team with 42 catches for 425 yards (10.1 avg.) and three TDs (No. 4 on the team).
 - » Posted 26 catches in the first six games in 2022, the most in franchise history by a rookie in the team's opening six contests.
 - » Earned first-team All-Mountain West honors as a senior at Nevada in 2021 after tying for the conference lead with 11 receiving TDs and ranking No. 2 in receiving yards per game (100.8).

2025 SEASON: Has started all three games and ranks No. 2 on the team with 121 receiving yards and a TD on seven catches (17.3 avg.)...**Vs. Detroit (Sept. 7):** Started and played 34 of 48 snaps, leading the team with 68 receiving yards on two catches (34.0 avg.). Posted a career-long 48-yard reception in the second quarter to the Detroit 17...**Vs. Washington (Sept. 11):** Started and appeared on 50 of 68 snaps, posting three catches for 28 yards (9.3 avg.), including a 5-yard TD grab on a slant in the first quarter...**At Cleveland (Sept. 21):** Started and appeared on 58 of 65 snaps, finishing with two catches for 25 yards (12.5 avg.).

POSTSEASON COMPARISON: RECEIVING - DALLAS COWBOYS

DATE	OPP	W/L	GP/GS	REC	YDS.	AVG.	TD	LG	TGTS	YAC
1/14/24	GB @ DAL	W	S	6	151	25.2	1	46	6	55
TOTALS		1/0	1/1	6	151	25.2	1	46	6	55

ROMEO DOUBS' NFL REGULAR-SEASON RUSHING/RECEIVING STATISTICS

DATE	TEAM	GP	GS	RECEIVING				TD	RUSHING				TD
				NO.	YDS.	AVG.	LG		NO.	YDS.	AVG.	LG	
2022	Packers	13	7	42	425	10.1	26	3	1	11	11.0	11	0
2023	Packers	17	16	59	674	11.4	36	8	0	0	0.0	0	0
2024	Packers	13	12	46	601	13.1	39	4	0	0	0.0	0	0
2025	Packers	3	3	7	121	17.3	48	1	0	0	0.0	0	0
NFL TOTALS		46	38	154	1,821	11.8	48	16	1	11	11.0	11	0

ROMEO DOUBS' NFL POSTSEASON RUSHING/RECEIVING STATISTICS

DATE	TEAM	GP	GS	RECEIVING				TD	RUSHING				TD
				NO.	YDS.	AVG.	LG		NO.	YDS.	AVG.	LG	
2023	Packers	2	2	10	234	23.4	46	1	0	0	0.0	0	0
2024	Packers	1	1	2	13	6.5	7	0	0	0	0.0	0	0
NFL TOTALS		3	3	12	247	20.6	46	1	0	0	0.0	0	0

SINGLE-GAME HIGHS: RECEIVING

Receptions	9 vs. Detroit Lions, Sep 28, 2023 8 vs. Houston Texans, Oct 20, 2024 ...1 more at 8.	Longest Receptions	48 vs. Detroit Lions, Sep 07, 2025 39 vs. Indianapolis Colts, Sep 15, 2024
Receiving Yards	95 vs. Detroit Lions, Sep 28, 2023 94 vs. Houston Texans, Oct 20, 2024	Receiving TDs	2 at Seattle Seahawks, Dec 15, 2024 2 vs. Arizona Cardinals, Oct 13, 2024 ...1 more at 2.
Receiving Average	24.0 at Jacksonville Jaguars, Oct 27, 2024 20.7 vs. Indianapolis Colts, Sep 15, 2024		

2025 GXG REGULAR SEASON (PACKERS)

DATE	OPPONENT	P/S	RECEIVING				TD	RUSHING				TD
			NO.	YDS.	AVG.	LG		NO.	YDS.	AVG.	LG	
09/07	Lions	S	2	68	34.0	48	0	0	0	0.0	0	0
09/11	Commanders	S	3	28	9.3	17	1	0	0	0.0	0	0
09/21	at Browns	S	2	25	12.5	16	0	0	0	0.0	0	0
2025 TOTALS		3-3	7	121	17.3	48	1	0	0	0.0	0	0

KINGSLEY ENAGBARE

55

DEFENSIVE LINEMAN
SOUTH CAROLINA

Fourth NFL Season | Fourth Packers Season



Ht: 6-4 | Wt: 258 | Born: January 18, 2000 | NFL Games Played/Started: 54/18 | Acquired: D5-22

AT A GLANCE

- » Last name is pronounced ee-NAG-bar-ee.
- » Was one of four Packers to play in all 51 regular-season games over the last three seasons.
- » Has registered 30-plus tackles, five-plus tackles for a loss, six-plus QB hits and multiple sacks in each of his first three seasons, one of only two players on the team to do so from 2022-24 (DL Rashan Gary).
- » Tied a career high with seven starts in 2024 and recorded career bests in tackles (38), sacks (4½) and forced fumbles (two).
- » Ranked No. 3 on the team in sacks and was tied for No. 7 in tackles for a loss (six) in 2024.
- » Earned first-team All-Southeastern Conference honors and third-team All-America recognition from Pro Football Focus as a senior in 2021 after leading the Gamecocks in tackles for a loss (seven), sacks (4½) and QB hurries (11).
- » Finished his junior season (2020) with a career-high six sacks on his way to earning first-team All-SEC honors from the coaches and second-team recognition from The Associated Press.

2025 SEASON: Has played in all three games, recording four tackles (two solo) and a quarterback hit on defense and a tackle on special teams...**Vs. Detroit (Sept. 7):** Appeared on 21 defensive snaps and 12 snaps on special teams, recording two tackles (assists) on defense and one on special teams...**Vs. Washington (Sept. 11):** Appeared on 20 defensive snaps and recorded two solo tackles. Also saw action on 13 special teams snaps...**At Cleveland (Sept. 21):** Played 15 snaps on defense and registered a QB hit. Also appeared on 14 special teams snaps.

REGULAR-SEASON COMPARISON: DEFENSIVE - DALLAS COWBOYS

DATE	OPP	W/L	GP/GS	TACKLES				SACK	YDS.	INT	TFL	PD	QBH	MISC		
				TOT	SOLO	ASST								TD	FF	FR
11/13/22	GB vs. DAL	W	S	5	3	2	0.0	0.0	0	0	0	0	1	0	0	0
TOTALS		1/0	1/1	5	3	2	0.0	0.0	0	0	0	0	1	0	0	0

POSTSEASON COMPARISON: DEFENSIVE - DALLAS COWBOYS

DATE	OPP	W/L	GP/GS	TACKLES				SACK	YDS.	INT	TFL	PD	QBH	MISC		
				TOT	SOLO	ASST								TD	FF	FR
1/14/24	GB @ DAL	W	P	1	1	0	0.0	0.0	0	0	0	0	2	0	0	0
TOTALS		1/0	1/0	1	1	0	0.0	0.0	0	0	0	0	2	0	0	0

KINGSLEY ENAGBARE'S NFL REGULAR-SEASON DEFENSIVE STATISTICS

		TACKLES										INTERCEPTIONS										ST				MISC	
YEAR	TEAM	GP	GS	TK	S	A	TFL	YDS	SK	QBH	NO	YDS	LG	TD	PD	FF	FR	TD	YDS	TK	S	A	FF	FR	S	A	
2022	Packers	17	7	31	18	13	5	17	3.0	8.0	8	0	0	0	0	3	0	0	0	0	0	0	0	0	0	0	
2023	Packers	17	4	35	25	10	8	15	2.0	9.0	6	0	0	0	1	1	1	0	0	2	2	0	0	0	0	0	
2024	Packers	17	7	38	17	21	6	44	4.5	36.5	8	0	0	0	0	2	0	0	0	1	1	1	0	0	0	0	
2025	Packers	3	0	4	2	2	0	0	0.0	0.0	1	0	0	0	0	0	0	0	0	1	1	0	1	0	0	0	
NFL TOTALS		54	18	108	62	46	19	76	9.5	53.5	23	0	0	0	4	3	1	0	0	4	3	1	0	0	0	0	

KINGSLEY ENAGBARE'S NFL POSTSEASON DEFENSIVE STATISTICS

		TACKLES										INTERCEPTIONS										ST				MISC	
YEAR	TEAM	GP	GS	TK	S	A	TFL	YDS	SK	YDS	QBH	NO	YDS	LG	TD	PD	FF	FR	TD	YDS	TK	S	A	FF	FR	S	A
2023	Packers	1	0	1	1	0	0	0	0.0	0.0	2	0	0	0	0	0	0	0	0	0	0	0	0	0	0	0	0
2024	Packers	1	1	4	2	2	0	0	0.0	0.0	0	0	0	0	0	0	0	0	0	0	0	0	0	0	0	0	0
NFL TOTALS		2	1	5	3	2	0	0	0.0	0.0	2	0	0	0	0	0	0	0	0	0	0	0	0	0	0	0	0

SINGLE-GAME HIGHS: DEFENSIVE

Total Tackles 7 at Philadelphia Eagles, Nov 27, 2022
5 at Seattle Seahawks, Dec 15, 2024
...3 more at 5.

Solo Tackles 5 at Seattle Seahawks, Dec 15, 2024
4 vs. Miami Dolphins, Nov 28, 2024
...1 more at 4.

Sacks 2.0 at Seattle Seahawks, Dec 15, 2024
1.5 at Tennessee Titans, Sep 22, 2024
1.0 vs. Miami Dolphins, Nov 28, 2024
...5 more at 1.0.

Passes Defensed 1 at Chicago Bears, Sep 10, 2023
1 at Miami Dolphins, Dec 25, 2022
...2 more at 1.

Forced Fumbles 1 at Los Angeles Rams, Oct 06, 2024
1 at Tennessee Titans, Sep 22, 2024
...1 more at 1.

Fumble Recoveries 1 vs. Tampa Bay Buccaneers, Dec 17, 2023
3 at Seattle Seahawks, Dec 15, 2024

Tackles For Loss 2 vs. Chicago Bears, Jan 07, 2024
...2 more at 2.

Special Teams Tackles 1 vs. Detroit Lions, Sep 07, 2025
1 at Minnesota Vikings, Dec 29, 2024
...2 more at 1.



2025 GXG REGULAR SEASON (PACKERS)

DATE OPPONENT	P/S	TK	S	A	SK	YDS	INT	PD	FF	FR
09/07 Lions	P	2	0	2	0.0	0.0	0	0	0	0
09/11 Commanders	P	2	2	0	0.0	0.0	0	0	0	0
09/21 at Browns	P	0	0	0	0.0	0.0	0	0	0	0
2025 TOTALS	3-0	4	2	2	0.0	0.0	0	0	0	0

JOHN FITZPATRICK

86

TIGHT END
GEORGIA

Fourth NFL Season | Second Packers Season



Ht: 6-7 | Wt: 262 | Born: March 9, 2000 | NFL Games Played/Started: 21/0 | Acquired: FA-24 (PS-Att.)

AT A GLANCE

- » Selected by the Atlanta Falcons in the sixth round of the 2022 NFL Draft (No. 213 overall).
- » Has appeared in 19 regular-season games and one postseason contest in his career.
- » Played in 38 games with 13 starts in four seasons at Georgia (2018-21), recording 17 receptions for 200 yards (11.8 avg.) and a TD.

2025 SEASON: Has appeared in all three games and has posted three catches for 14 yards (4.7 avg.) and a TD...**Vs. Detroit (Sept. 7):** Appeared on 15 plays on offense and three on special teams, posting a 2-yard reception...**Vs. Washington (Sept. 11):** Played 21 snaps on offense and nine on special teams...**At Cleveland (Sept. 21):** Appeared on 15 plays on offense and five on special teams, finishing with two catches for 12 yards (6.0 avg.), including his first NFL touchdown when he hauled in a 3-yard pass in the end zone from QB Jordan Love late in the third quarter.

JOHN FITZPATRICK'S NFL REGULAR-SEASON RECEIVING STATISTICS

DATE	TEAM	GP	GS	RECEIVING				TD
				NO.	YDS.	AVG.	LG	
2023	Falcons	9	0	1	12	12.0	12	0
2024	Packers	9	0	1	2	2.0	2	0
2025	Packers	3	0	3	14	4.7	9	1
NFL TOTALS		21	0	5	28	5.6	12	1

JOHN FITZPATRICK'S NFL POSTSEASON RECEIVING STATISTICS

DATE	TEAM	GP	GS	RECEIVING				TD
				NO.	YDS.	AVG.	LG	
2024	Packers	1	0	0	0	0.0	0	0
NFL TOTALS		1	0	0	0	0.0	0	0

2025 GXG REGULAR SEASON (PACKERS)

DATE	OPPONENT	P/S	RECEIVING				
			NO.	YDS.	AVG.	LG	TD
09/07	Lions	P	1	2	2.0	2	0
09/11	Commanders	P	0	0	0.0	0	0
09/21	at Browns	P	2	12	6.0	9	1
2025 TOTALS			3	14	4.7	9	1



RASHAN GARY 52

DEFENSIVE LINEMAN
MICHIGAN

Seventh NFL Season | Seventh Packers Season



Ht: 6-5 | Wt: 277 | Born: December 3, 1997 | NFL Games Played/Started: 93/62 | Acquired: D1a-19

AT A GLANCE

- » Was one of only three players in the NFL (T.J. Watt, Myles Garrett) to post 35-plus sacks (37), 85-plus QB hits (88), five-plus forced fumbles (six) and five-plus fumble recoveries (six) from 2020-24.
- » Is the only player in the league to post six-plus sacks, a forced fumble and a fumble recovery in each of the last four seasons (2021-24) and is the only Packer to hit those marks in four consecutive seasons dating back to 2000.
- Ranks No. 7 in franchise history (since 1982) with 43.5 career sacks.
- » Started all 17 games and led the team in sacks (7½), QB hits (15) and QB pressures (52) on the way to earning his first career Pro Bowl selection in 2024.
- » In 2023, was one of only four NFL players with nine-plus sacks (nine), multiple forced fumbles (two) and multiple fumble recoveries (two) during the regular season.
- » Earned first-team All-Big Ten recognition from the league's coaches as a sophomore and as a junior at the University of Michigan, also earning second-team honors from The Associated Press in both of those seasons.

2025 SEASON: Has started all three games, posting 13 tackles (eight solo), a league-best 4.5 sacks, four tackles for a loss, a team-best seven QB hits (tied for No. 3 in the NFL) and 12 Next Gen Stat QB pressures (No. 2 on the team)...**vs. Detroit (Sept. 7):** Started and played on 47 defensive snaps, recording seven tackles (three solo), 1.5 sacks, a tackle for a loss, three QB hits and five NGS QB pressures. Teamed with DL Lukas Van Ness in the third quarter to bring QB Jared Goff down for a loss of 6 yards on third-and-6, forcing a punt. On first-and-10 on the first play of the fourth quarter, took Goff down for a loss of 7 yards at the Detroit 1 on a drive that resulted in a three-and-out...**vs. Washington (Sept. 11):** Started and saw action on 43 defensive snaps, recording three tackles (two solo), a tackle for a loss, a QB hit, three NGS QB pressures, and late in the third quarter, he beat a chip by the tight end and rushed by the outside shoulder of the tackle to sack QB Jayden Daniels for a loss of 8 yards...**At Cleveland (Sept. 21):** Started and played 44 defensive snaps, recording three tackles (all solo), two sacks, two tackles for a loss, three QB hits and four NGS QB pressures. It marked his sixth career game with multiple sacks, with both sacks coming on third down. Has streak of four straight games with a sack dating back to last season matches his career high (Weeks 1-4 in 2022) and is tied for the third-longest streak in team history (since 1982) behind only five-game streaks from LB Tim Harris (1989) and DE Kabeer Gbaja-Biamila (2000-01).

REGULAR-SEASON COMPARISON: DEFENSIVE - DALLAS COWBOYS

DATE	OPP	W/L	GP/GS	TACKLES				SACK	YDS.	INT	TFL	PD	QBH	MISC		
				TOT	SOLO	ASST								TD	FF	FR
10/6/19	GB @ DAL	W	P	4	2	2		0.0	0.0	0	0	0	0	0	0	0
TOTALS		1/0	1/0	4	2	2		0.0	0.0	0	0	0	0	0	0	0

POSTSEASON COMPARISON: DEFENSIVE - DALLAS COWBOYS

DATE	OPP	W/L	GP/GS	TACKLES				SACK	YDS.	INT	TFL	PD	QBH	MISC		
				TOT	SOLO	ASST								TD	FF	FR
1/14/24	GB @ DAL	W	S	1	1	0		0.0	0.0	0	0	0	1	0	0	0
TOTALS		1/0	1/1	1	1	0		0.0	0.0	0	0	0	1	0	0	0

RASHAN GARY'S NFL REGULAR-SEASON DEFENSIVE STATISTICS

		TACKLES										INTERCEPTIONS										ST				MISC			
YEAR	TEAM	GP	GS	TK	S	A	TFL	YDS	SK	YDS	QBH	NO	YDS	LG	TD	PD	FF	FR	TD	YDS	TK	S	A	FF	FR	S	A		
2019	Packers	16	0	30	14	16	3	16	2.0	13.0	7	0	0	0	0	0	0	1	0	0	0	0	0	0	0	0	0		
2020	Packers	15	4	35	19	16	5	27	5.0	31.0	11	0	0	0	0	1	0	1	0	1	0	0	0	0	0	0	0		
2021	Packers	16	16	47	27	20	8	52	9.5	71.0	28	0	0	0	0	2	1	0	0	0	0	0	0	0	0	0	0		
2022	Packers	9	9	32	21	11	7	41	6.0	45.0	12	0	0	0	0	1	1	1	0	0	0	0	0	0	0	0	0		
2023	Packers	17	13	44	23	21	7	46	9.0	47.5	22	0	0	0	0	2	2	2	0	0	0	0	0	0	0	0	0		
2024	Packers	17	17	47	26	21	9	41	7.5	42.0	15	0	0	0	0	1	1	1	0	0	0	0	0	0	0	0	0		
2025	Packers	3	3	13	8	5	4	32	4.5	35.0	7	0	0	0	0	0	0	0	0	0	0	0	0	0	0	0	0		
NFL TOTALS		93	62	248	138	110	43	255	43.5	284.5	102	0	0	0	0	5	6	7	0	1	0	0	0	0	0	0	0		

RASHAN GARY'S NFL POSTSEASON DEFENSIVE STATISTICS

		TACKLES										INTERCEPTIONS										ST				MISC	
YEAR	TEAM	GP	GS	TK	S	A	TFL	YDS	SK	YDS	QBH	NO	YDS	LG	TD	PD	FF	FR	TD	YDS	TK	S	A	FF	FR	S	A
2019	Packers	2	0	2	0	2	0	0	0.0	0.0	0	0	0	0	0	0	0	0	0	0	0	0	0	0	0	0	0
2020	Packers	2	0	5	3	2	1	4	1.5	8.5	3	0	0	0	0	0	0	0	0	0	0	0	0	0	0	0	0
2021	Packers	1	1	4	4	0	3	10	2.0	10.0	3	0	0	0	0	0	0	0	0	0	0	0	0	0	0	0	0
2023	Packers	2	2	5	1	4	0	0	0.0	0.0	2	0	0	0	0	0	0	0	0	0	0	0	0	0	0	0	0
2024	Packers	1	1	3	1	2	1	7	1.0	7.0	1	0	0	0	0	0	0	0	0	0	0	0	0	0	0	0	0
NFL TOTALS		8	4	19	9	10	5	21	4.5	25.5	9	0	0	0	0	0	0	0	0	0	0	0	0	0	0	0	0



SINGLE-GAME HIGHS: DEFENSIVE

Total Tackles	7 vs. Detroit Lions, Sep 07, 2025 7 at Detroit Lions, Nov 23, 2023 ...3 more at 7.
Solo Tackles	5 at Detroit Lions, Nov 23, 2023 4 vs. Minnesota Vikings, Sep 29, 2024 ...3 more at 4.
Sacks	3.0 at Detroit Lions, Nov 23, 2023 3.0 vs. New Orleans Saints, Sep 24, 2023
Passes Defensed	1 at Philadelphia Eagles, Sep 06, 2024 1 vs. Chicago Bears, Jan 07, 2024 ...3 more at 1.

Forced Fumbles	2 at Detroit Lions, Nov 23, 2023 1 vs. New England Patriots, Oct 02, 2022 ...2 more at 1.
Fumble Recoveries	1 vs. New Orleans Saints, Dec 23, 2024 1 at Detroit Lions, Nov 23, 2023 ...5 more at 1.
Tackles For Loss	3 vs. New Orleans Saints, Sep 24, 2023 2 at Cleveland Browns, Sep 21, 2025 ...5 more at 2.
Longest Opp Fumble Return	1 at Chicago Bears, Jan 03, 2021

2025 GXG REGULAR SEASON (PACKERS)

DATE OPPONENT	P/S	TK	S	A	SK	YDS	INT	PD	FF	FR
09/07 Lions	S	7	3	4	1.5	10.0	0	0	0	0
09/11 Commanders	S	3	2	1	1.0	8.0	0	0	0	0
09/21 at Browns	S	3	3	0	2.0	17.0	0	0	0	0
2025 TOTALS	3-3	13	8	5	4.5	35.0	0	0	0	0

TRAVIS
GLOVER
79

TACKLE
GEORGIA STATE

Second NFL Season | Second Packers Season



Ht: 6-6 | Wt: 317 | Born: August 17, 2000 | NFL Games Played/Started: 7/0 | Acquired: D6-24

AT A GLANCE

- » Played in the final seven regular-season games for the Packers in 2024.
- » Was selected by the Packers in the sixth round (No. 202 overall) of the 2024 NFL Draft, becoming the first Georgia State player ever drafted by Green Bay.
- » Became just the fourth player drafted in school history, joining DL Christo Bilukidi, OL Ulrick John and WR Robert Davis.
- » Played in 59 games with 57 starts (35 at LT, 18 at RT and four at LG) in five seasons at Georgia State (2019-23), helping the Panthers to four bowl games in five seasons.

2025 SEASON: Placed on injured reserve on Aug. 6.

2025 GXG REGULAR SEASON (PACKERS)

DATE	OPPONENT	P/S	
09/07	Lions		INJURED RESERVE
09/11	Commanders		INJURED RESERVE
09/21	at Browns		INJURED RESERVE
2025 TOTALS		0-0	

MATTHEW GOLDEN

0

WIDE RECEIVER
TEXAS

Rookie



Ht: 5-11 | Wt: 191 | Born: August 1, 2003 | NFL Games Played/Started: 3/2 | Acquired: D1-25

AT A GLANCE

- » Appeared in 36 games with 33 starts in his three collegiate seasons (Houston, 2022-23; Texas, 2024), finishing his career with 134 receptions for 1,975 yards (14.7 avg.) and 22 TDs.
- » Was one of only six FBS players to post 35-plus receptions, 400-plus receiving yards and six-plus TD catches each season from 2022-24.
- » Among players with 50-plus catches in 2024, ranked No. 12 in the nation in yards per catch (17.0 avg.), the top mark by a University of Texas player (min. 50 rec.) since WR Roy Williams (17.8 avg.) in 2002.
- » Started all 16 games for the Longhorns in 2024, leading the team with a career-high 58 catches for a career-best 987 yards (17.0 avg.) and a career-high nine TDs.
- » Played in 20 games with 17 starts in two seasons at Houston (2022-23), posting 76 receptions for 988 yards (13.0 avg.) and 13 TDs along with 14 kickoff returns for 437 yards (31.2 avg.) and two TDs.
- » Was tied for No. 2 in the nation with two kickoff return TDs in 2023 and took home second-team All-Big 12 honors at kick returner/punt returner.
- » Ranked No. 7 among FBS true freshmen in 2022 with 584 receiving yards and set a school record for the most receiving TDs by a true freshman with seven.

2025 SEASON: Has played in all three games with two starts and has posted six receptions for 68 yards (11.3 avg.) and four punt returns for 17 yards (4.3 avg.)...**vs. Detroit (Sept. 7):** Started in his NFL debut and played 23 snaps, posting two receptions for 16 yards (8.0 avg.). Made his first career catch on Green Bay's opening drive, hauling in an 11-yard grab at the Detroit 31 on third-and-6. Also had an 11-yard punt return...**vs. Washington (Sept. 11):** Appeared on 40 snaps on offense and three on special teams, posting one punt return for a loss of 2 yards...**At Cleveland (Sept. 21):** Started and played 46 of 65 snaps, leading the team with a career-high 52 receiving yards on four catches (13.0 avg.), including a career-long 34-yard grab down the right sideline on third down to the Green Bay 38. Added two punt returns for 8 yards (4.0 avg.).

MATTHEW GOLDEN'S NFL REGULAR-SEASON RUSHING/RECEIVING STATISTICS

DATE	TEAM	GP	GS	RECEIVING					RUSHING				
				NO.	YDS.	AVG.	LG	TD	NO.	YDS.	AVG.	LG	TD
2025	Packers	3	2	6	68	11.3	34	0	5	24	4.8	9	0
NFL TOTALS		3	2	6	68	11.3	34	0	5	24	4.8	9	0

MATTHEW GOLDEN'S NFL REGULAR-SEASON RETURN STATISTICS

KICKOFF RETURNS							PUNT RETURNS					
DATE	TEAM	RET.	YDS.	AVG.	LG	TD	NO.	FC	YDS.	AVG.	LG	TD
2025	Packers	0	0	0.0	0	0	4	0	17	4.3	11	0
NFL TOTALS		0	0	0.0	0	0	4	0	17	4.3	11	0

SINGLE-GAME HIGHS: RUSHING/RECEIVING

Rush Attempts	3 at Cleveland Browns, Sep 21, 2025
	2 vs. Washington Commanders, Sep 11, 2025
Rushing Yards	15 vs. Washington Commanders, Sep 11, 2025
	9 at Cleveland Browns, Sep 21, 2025
Longest Runs	9 vs. Washington Commanders, Sep 11, 2025
	6 vs. Washington Commanders, Sep 11, 2025
Receptions	4 at Cleveland Browns, Sep 21, 2025
	2 vs. Detroit Lions, Sep 07, 2025
Receiving Yards	52 at Cleveland Browns, Sep 21, 2025
	16 vs. Detroit Lions, Sep 07, 2025
Receiving Average	13.0 at Cleveland Browns, Sep 21, 2025

Longest Receptions	34 at Cleveland Browns, Sep 21, 2025
	11 vs. Detroit Lions, Sep 07, 2025
All-Purpose Yards	69 at Cleveland Browns, Sep 21, 2025
	27 vs. Detroit Lions, Sep 07, 2025
Punt Return Yards	11 vs. Detroit Lions, Sep 07, 2025
	8 at Cleveland Browns, Sep 21, 2025
Longest Punt Return	11 vs. Detroit Lions, Sep 07, 2025
	5 at Cleveland Browns, Sep 21, 2025
Punt Returns	2 at Cleveland Browns, Sep 21, 2025
	1 vs. Washington Commanders, Sep 11, 2025
Scrimmage Yards	...1 more at 1.
	61 at Cleveland Browns, Sep 21, 2025
	16 vs. Detroit Lions, Sep 07, 2025



2025 GXG REGULAR SEASON (PACKERS)


DATE	OPPONENT	P/S	RECEIVING					RUSHING				
			NO.	YDS.	AVG.	LG	TD	NO.	YDS.	AVG.	LG	TD
09/07	Lions	S	2	16	8.0	11	0	0	0	0.0	0	0
09/11	Commanders	P	0	0	0.0	0	0	2	15	7.5	9	0
09/21	at Browns	S	4	52	13.0	34	0	3	9	3.0	4	0
2025 TOTALS		3-2	6	68	11.3	34	0	5	24	4.8	9	0

KAMAL
HADDEN
36

CORNERBACK
TENNESSEE

First NFL Season | First Packers Season



Ht: 6-1 | Wt: 192 | Born: January 17, 2001 | NFL Games Played/Started: 4/0 | Acquired: FA-24

AT A GLANCE

- » Selected by the Kansas City Chiefs in the sixth round (No. 211 overall) of the 2024 NFL Draft.
- » Spent the 2024 season on Green Bay's practice squad and was elevated to the active roster for two games.
- » In his three seasons at Tennessee, played in 23 games with 15 starts and recorded 87 tackles (56 solo), 5½ tackles for a loss, six interceptions, 18 passes defended and two forced fumbles.

2025 SEASON: Has played in two games on special teams...Was inactive for one game (healthy scratch)...**Vs. Detroit (Sept. 7):** Appeared on two special teams snaps...**Vs. Washington (Sept. 11):** Appeared on three special teams snaps...**At Cleveland (Sept. 21):** Inactive (healthy scratch).

KAMAL HADDEN'S NFL REGULAR-SEASON DEFENSIVE STATISTICS

		TACKLES								INTERCEPTIONS										ST				MISC			
YEAR	TEAM	GP	GS	TK	S	A	TFL	YDS	SK	YDS	QBH	NO	YDS	LG	TD	PD	FF	FR	TD	YDS	TK	S	A	FF	FR	S	A
2024	Packers	2	0	0	0	0	0	0	0.0	0.0	0	0	0	0	0	0	0	0	0	0	0	0	0	0	0	0	0
2025	Packers	2	0	0	0	0	0	0	0.0	0.0	0	0	0	0	0	0	0	0	0	0	0	0	0	0	0	0	0
NFL TOTALS		4	0	0	0	0	0	0	0.0	0.0	0	0	0	0	0	0	0	0	0	0	0	0	0	0	0	0	0

2025 GXG REGULAR SEASON (PACKERS)

DATE	OPPONENT	P/S	TK	S	A	SK	YDS	INT	PD	FF	FR
09/07	Lions	P	0	0	0	0.0	0.0	0	0	0	0
09/11	Commanders	P	0	0	0	0.0	0.0	0	0	0	0
09/21	at Browns	INACTIVE									
2025 TOTALS		2-0	0	0	0	0.0	0.0	0	0	0	0

MALIK HEATH 18

WIDE RECEIVER
MISSISSIPPI

Third NFL Season | Third Packers Season



Ht: 6-2 | Wt: 213 | Born: March 31, 2000 | NFL Games Played/Started: 29/2 | Acquired: FA-23

AT A GLANCE

- » Appeared in 26 games with two starts in his first two seasons, posting 25 catches for 222 yards (8.9 avg.) and three TDs.
- » Started the 2023 season opener at Chicago, becoming the first undrafted rookie to start at WR for the Packers in Week 1 since the 1970 AFL-NFL merger.
- » Appeared in 13 games as a rookie in 2023, posting 15 catches for 125 yards (8.3 avg.) and a TD along with two tackles on special teams.
- » Earned third-team All-SEC honors from Pro Football Focus in 2022 after leading Ole Miss with 60 receptions for a team-high 971 yards (16.2 avg.) and five TDs.
- » Played two seasons at Mississippi State (2020-21), appearing in 34 games with 21 starts during his three seasons in the SEC and posting 131 receptions for 1,720 yards (13.1 avg.) and 13 TDs.

2025 SEASON: Has appeared in all three games and has posted one catch for 37 yards (37.0 avg.)...Has recorded one tackle on special teams...**Vs. Detroit (Sept. 7):** Played 11 snaps on offense and three on special teams...**Vs. Washington (Sept. 11):** Played 22 snaps on offense and nine on special teams, hauling in a 37-yard pass along the sideline in the second quarter to the Washington 43. Added a tackle on special teams...**At Cleveland (Sept. 21):** Appeared on 17 plays on offense.

MALIK HEATH'S NFL REGULAR-SEASON RECEIVING STATISTICS

RECEIVING									
DATE	TEAM	GP	GS	NO.	YDS.	AVG.	LG	TD	
2023	Packers	13	1	15	125	8.3	16	1	
2024	Packers	13	1	10	97	9.7	41	2	
2025	Packers	3	0	1	37	37.0	37	0	
NFL TOTALS		29	2	26	259	10.0	41	3	

MALIK HEATH'S NFL POSTSEASON RECEIVING STATISTICS

		RECEIVING						
DATE	TEAM	GP	GS	NO.	YDS.	AVG.	LG	TD
2024	Packers	1	0	0	0	0.0	0	0
NFL TOTALS		1	0	0	0	0.0	0	0

SINGLE-GAME HIGHS: RUSHING/RECEIVING

Receptions 4 at Detroit Lions, Nov 23, 2023
3 vs. Chicago Bears, Jan 05, 2025
...2 more at 3.

Receiving Yards 53 vs. Chicago Bears, Jan 05, 2025
46 at Detroit Lions, Nov 23, 2023

Receiving Average 17.7 vs. Chicago Bears, Jan 05, 2025
11.5 at Detroit Lions, Nov 23, 2023

Longest Receptions 41 vs. Chicago Bears, Jan 05, 2025
37 vs. Washington Commanders, Sep 11, 2025

Receiving TDs 1 at Minnesota Vikings, Dec 29, 2024
1 vs. San Francisco 49ers, Nov 24, 2024
...1 more at 1.

Longest Kickoff Return 1 vs. Los Angeles Chargers, Nov 19, 2023

Special Teams Tackles 2 vs. Los Angeles Chargers, Nov 19, 2023
1 vs. Minnesota Vikings, Sep 29, 2024

2025 GXG REGULAR SEASON (PACKERS)

			RECEIVING				
DATE	OPPONENT	P/S	NO.	YDS.	AVG.	LG	TD
09/07	Lions	P	0	0	0.0	0	0
09/11	Commanders	P	1	37	37.0	37	0
09/21	at Browns	P	0	0	0.0	0	0
2025 TOTALS		3-0	1	37	37.0	37	0

NATE HOBBS 21

CORNERBACK
ILLINOIS

Fifth NFL Season | First Packers Season



Ht: 6-0 | Wt: 195 | Born: June 24, 1999 | NFL Games Played/Started: 53/40 | Acquired: UFA (LV)-25

AT A GLANCE

- » Played in 51 games with 38 starts in his four seasons with the Las Vegas Raiders, recording 278 tackles (199 solo), three sacks, 14 tackles for a loss, three interceptions, 19 passes defended, three forced fumbles and a fumble recovery.
- » Ranked No. 2 on the Raiders with an average of 5.45 tackles per game from 2021-24 (min. 30 games played) and his 14 tackles for a loss led the team's secondary over that span.
- » Posted career highs for tackles (86), solo tackles (59), passes defended (seven) and tackles for a loss (six) in 2023, ranking No. 1 in the NFL among cornerbacks with an average of 6.62 tackles per game.
- » Earned All-Rookie honors from Pro Football Focus in 2021 after appearing in all 16 games with 11 starts and recording 71 tackles (50 solo), a sack, an INT, three passes defended and a forced fumble.
- » Appeared in 39 games with 35 starts at Illinois (2017-20) and earned All-Big Ten honorable mention from the media in 2019.

2025 SEASON: Started both games he has played in and has registered three tackles (all solo) and a tackle for a loss...**Vs. Detroit (Sept. 7):** Inactive (knee)...**Vs. Washington (Sept. 11):** Played 32 defensive snaps in his Packers debut, recording a tackle (solo)...**At Cleveland (Sept. 21):** Saw action on 48 defensive snaps, posting two tackles (both solo) and a tackle for a loss when he came up to stop WR Isaiah Bond for a loss of a yard on a screen play in the first quarter.

REGULAR-SEASON COMPARISON: DEFENSIVE - DALLAS COWBOYS

DATE	OPP	W/L	GP/GS	TACKLES				ASST	SACK	YDS.	INT	TFL	PD	QBH	MISC		
				TOT	SOLO	TFL	YDS								TD	FF	FR
11/25/21	LV @ DAL	W	P	4	4			0	0.0	0.0	0	0	0	0	0	0	0
TOTALS		1/0	1/0	4	4			0	0.0	0.0	0	0	0	0	0	0	0

NATE HOBBS' NFL REGULAR-SEASON DEFENSIVE STATISTICS

		TACKLES										INTERCEPTIONS										ST				MISC		
YEAR	TEAM	GP	GS	TK	S	A	TFL	YDS	SK	YDS	QBH	NO	YDS	LG	TD	PD	FF	FR	TD	YDS	TK	S	A	FF	FR	S	A	
2021	Raiders	16	9	71	50	21	3	10	1.0	6.0	4	1	9	9	0	3	1	0	0	0	3	1	2	0	0	0	0	0
2022	Raiders	11	11	72	57	15	3	14	1.0	7.0	1	0	0	0	0	4	1	1	0	7	0	0	0	0	0	0	0	
2023	Raiders	13	11	86	59	27	6	17	1.0	8.0	2	1	10	10	0	7	1	0	0	0	0	0	0	0	0	0	0	
2024	Raiders	11	7	49	33	16	2	4	0.0	0.0	1	1	35	35	0	5	0	0	0	0	0	0	0	0	0	0	0	
2025	Packers	2	2	3	3	0	1	1	0.0	0.0	0	0	0	0	0	0	0	0	0	0	0	0	0	0	0	0	0	
NFL TOTALS		53	40	281	202	79	15	46	3.0	21.0	8	3	54	35	0	19	3	1	0	7	3	1	2	0	0	0	0	0

NATE HOBBS' NFL POSTSEASON DEFENSIVE STATISTICS

		TACKLES										INTERCEPTIONS										ST				MISC	
YEAR	TEAM	GP	GS	TK	S	A	TFL	YDS	SK	YDS	QBH	NO	YDS	LG	TD	PD	FF	FR	TD	YDS	TK	S	A	FF	FR	S	A
2021	Raiders	1	0	5	2	3	0	0	0.0	0.0	0	0	0	0	0	1	0	0	0	0	3	1	2	0	0	0	0
NFL TOTALS		1	0	5	2	3	0	0	0.0	0.0	0	0	0	0	0	1	0	0	0	0	3	1	2	0	0	0	0

SINGLE-GAME HIGHS: DEFENSIVE

Total Tackles 12 at Denver Broncos, Sep 10, 2023
11 at Kansas City Chiefs, Dec 25, 2023
...1 more at 11.

Solo Tackles 9 at Kansas City Chiefs, Dec 25, 2023
9 vs. Arizona Cardinals, Sep 18, 2022

Sacks 1.0 at Detroit Lions, Oct 30, 2023
1.0 vs. Denver Broncos, Oct 02, 2022
...1 more at 1.0.

Passes Defended 2 vs. Pittsburgh Steelers, Sep 24, 2023
1 vs. Kansas City Chiefs, Oct 27, 2024
...16 more at 1.

Forced Fumbles 1 at Miami Dolphins, Nov 19, 2023
1 at Los Angeles Chargers, Sep 11, 2022
...1 more at 1.

Fumble Recoveries 1 vs. Los Angeles Chargers, Dec 04, 2022

Tackles For Loss 2 at Denver Broncos, Sep 10, 2023
2 at Los Angeles Chargers, Sep 11, 2022
1 at Los Angeles Rams, Oct 20, 2024
1 vs. New York Giants, Nov 05, 2023
...1 more at 1.

Interceptions 9 vs. Washington Football Team, Dec 05, 2021
1 at Dallas Cowboys, Nov 25, 2021
1 vs. New York Giants, Nov 07, 2021
...1 more at 1.

Interception Return Yards 7 vs. Los Angeles Chargers, Dec 04, 2022

Special Teams Tackles

Longest Opp Fumble Return

2025 GXG REGULAR SEASON (PACKERS)

DATE	OPPONENT	P/S	TK	S	A	SK	YDS	INT	PD	FF	FR
09/07	Lions		INACTIVE/INJURY								
09/11	Commanders	S	1	1	0	0.0	0.0	0	0	0	0
09/21	at Browns	S	2	2	0	0.0	0.0	0	0	0	0
2025 TOTALS	2-2		3	3	0	0.0	0.0	0	0	0	0

TY'RON
HOPPER
59

LINEBACKER
MISSOURI

Second NFL Season | Second Packers Season

G

Ht: 6-2 | Wt: 228 | Born: April 26, 2001 | NFL Games Played/Started: 20/0 | Acquired: D3b-24



- AT A GLANCE
- » Played in all 17 regular-season contests last season, the only Green Bay rookie to appear in every game in 2024, and ranked No. 4 on the team with seven tackles on special teams.

» Led the team with a career-high three special teams tackles on kickoff coverage in Week 6 vs. Arizona, becoming the first Green Bay rookie with three special teams tackles in a game since CB Natrell Jamerson at the N.Y. Jets (Dec. 23, 2018).

» Appeared in 51 games with 26 starts during his five seasons in the Southeastern Conference (Florida, 2019-21; Missouri, 2022-23), posting 214 tackles (135 solo), 31½ tackles for a loss, 9½ sacks, 13 QB hurries, an interception, 10 passes defended and two forced fumbles.

» Earned second-team All-Southeastern Conference honors from the coaches in 2023 after posting a team-high 55 tackles (36 solo), six tackles for a loss and three sacks through 10 games before an injury sidelined him for the final two contests of the regular season.

» Posted 74 tackles, five interceptions, a forced fumble and a fumble recovery as a senior at Roswell (Ga.) High School and was selected to play in the 2019 All-American Bowl.

2025 SEASON: Has played in all three games on special teams, recording two tackles...**Vs. Detroit (Sept. 7):** Appeared on one snap on defense and played 15 snaps on special teams, recording a tackle...**Vs. Washington (Sept. 11):** Appeared on 16 snaps on special teams and registered a tackle...**At Cleveland (Sept. 21):** Played three snaps on defense and also saw action on 16 special teams snaps.

TY'RON HOPPER'S NFL REGULAR-SEASON DEFENSIVE STATISTICS																											
YEAR TEAM		TACKLES								INTERCEPTIONS								ST				MISC					
		GP	GS	TK	S	A	TFL	YDS	SK	YDS	QBH	NO	YDS	LG	TD	PD	FF	FR	TD	YDS	TK	S	A	FF	FR	S	A
2024	Packers	17	0	2	1	1	0	0	0.0	0.0	0	0	0	0	0	0	0	0	0	0	7	4	3	0	0	0	0
2025	Packers	3	0	0	0	0	0	0	0.0	0.0	0	0	0	0	0	0	0	0	0	2	2	0	0	0	0	0	
NFL TOTALS		20	0	2	1	1	0	0	0.0	0.0	0	0	0	0	0	0	0	0	0	9	6	3	0	0	0	0	

TY'RON HOPPER'S NFL POSTSEASON DEFENSIVE STATISTICS																											
YEAR TEAM		TACKLES										INTERCEPTIONS								ST				MISC			
		GP	GS	TK	S	A	TFL	YDS	SK	YDS	QBH	NO	YDS	LG	TD	PD	FF	FR	TD	YDS	TK	S	A	FF	FR	S	A
2024	Packers	1	0	0	0	0	0	0	0.0	0.0	0	0	0	0	0	0	0	0	0	0	1	0	1	0	0	0	0
NFL TOTALS		1	0	0	0	0	0	0	0.0	0.0	0	0	0	0	0	0	0	0	0	0	1	0	1	0	0	0	0

SINGLE-GAME HIGHS: DEFENSIVE

Total Tackles

1 vs. New Orleans Saints, Dec 23, 2024
1 at Seattle Seahawks, Dec 15, 2024

Solo Tackles

1 at Seattle Seahawks, Dec 15, 2024

Special Teams Tackles

3 vs. Arizona Cardinals, Oct 13, 2024
1 vs. Chicago Bears, Jan 05, 2025
...3 more at 1.

2025 GXG REGULAR SEASON (PACKERS)														
DATE OPPONENT	P/S	TK	S	A	SK	YDS	INT	PD	FF	FR				
09/07 Lions	P	0	0	0	0.0	0.0	0	0	0	0				
09/11 Commanders	P	0	0	0	0.0	0.0	0	0	0	0				
09/21 at Browns	P	0	0	0	0.0	0.0	0	0	0	0				
2025 TOTALS	3-0	0	0	0	0.0	0.0	0	0	0	0				

SINGLE-GAME HIGHS: RUSHING/RECEIVING

Rush Attempts	33 at Seattle Seahawks, Nov 27, 2022 32 vs. Indianapolis Colts, Sep 15, 2024	Receiving Yards	81 at Los Angeles Chargers, Oct 01, 2023 74 vs. Miami Dolphins, Nov 28, 2024 ...1 more at 74.
Rushing Yards	229 at Seattle Seahawks, Nov 27, 2022 154 at Kansas City Chiefs, Oct 10, 2022	Receiving Average	18.5 vs. Miami Dolphins, Nov 28, 2024 17.0 at Denver Broncos, Nov 20, 2022
Rushing Average	8.3 vs. Kansas City Chiefs, Sep 15, 2019 7.3 at Kansas City Chiefs, Oct 10, 2022 ...1 more at 7.3.	Longest Receptions	49 vs. Miami Dolphins, Nov 28, 2024 43 at Denver Broncos, Nov 20, 2022
Longest Runs	86t at Seattle Seahawks, Nov 27, 2022 63t vs. Kansas City Chiefs, Nov 26, 2023	Receiving TDs	1 vs. Houston Texans, Oct 20, 2024
Rushing TDs	3 at Detroit Lions, Dec 05, 2024 3 vs. San Francisco 49ers, Nov 24, 2024 ...2 more at 3.	Most TDs	3 at Detroit Lions, Dec 05, 2024 3 vs. San Francisco 49ers, Nov 24, 2024 ...2 more at 3.
Receptions	9 vs. Washington Football Team, Dec 05, 2021 8 at Los Angeles Chargers, Oct 01, 2023	Scrimmage Yards	303 at Seattle Seahawks, Nov 27, 2022 193 at Kansas City Chiefs, Oct 10, 2022

2025 GXG REGULAR SEASON (PACKERS)

		RUSHING						RECEIVING					
DATE	OPPONENT	P/S	NO.	YDS.	AVG.	LG	TD	NO.	YDS.	AVG.	LG	TD	
09/07	Lions	S	19	66	3.5	15	1	1	4	4.0	4	0	
09/11	Commanders	S	23	84	3.7	10	1	0	0	0.0	0	0	
09/21	at Browns	S	16	30	1.9	7	0	5	44	8.8	31	0	
2025 TOTALS		3-3	58	180	3.1	15	2	6	48	8.0	31	0	

ELGTON JENKINS

74

CENTER/GUARD
MISSISSIPPI STATE

Seventh NFL Season | Seventh Packers Season



Ht: 6-5 | Wt: 311 | Born: December 26, 1995 | NFL Games Played/Started: 90/88 | Acquired: D2-19

AT A GLANCE

- » Has appeared in 90 games with 88 starts and has started games at four different positions on the line during his career (67 at LG, eight at LT, seven at C, six at RT).
- » Has helped the Packers rank No. 3 in the NFL in sacks allowed (181) and No. 4 in sack percentage (5.1) since entering the league in 2019.
- » In 2022, started all 15 games he appeared in (10 at LG and five at RT) and earned Pro Bowl recognition for the second time (replacement for Eagles G Landon Dickerson).
- » Was selected to his first career Pro Bowl in 2020, becoming just the third offensive lineman in team history to be named to the Pro Bowl within his first two seasons in the NFL (Deral Teteak, 1952; Charley Brock, 1940).
- » Started games at three different positions in 2020 (12 at LG, three at C, one at RT), becoming the first Green Bay offensive lineman to start a game at guard, center and tackle in the same season since the 1970 AFL-NFL merger.
- » Was named to the PFWA All-Rookie team in 2019, only the second Packers guard to be selected since 1974 (Daryn Colledge, 2006), after appearing in all 16 games with 14 starts at LG.
- » Selected by the Packers in the second round (No. 44 overall) of the 2019 NFL Draft out of Mississippi State, where he opened games at four different spots on the line (26 at C, five at LT, two at LG, one at RT).

2025 SEASON: Has started all three games at C...**Vs. Detroit (Sept. 7):** Started at C and appeared on all 48 snaps as part of a line that did not allow a sack of QB Jordan Love. Helped protect Love as he connected on 16 of 22 passes for 188 yards and two TDs with no INTs (128.6 rating)...**Vs. Washington (Sept. 11):** Started at C and played all 68 snaps, helping to protect Love as he completed 19 of 31 passes for 292 yards and two TDs with no INTs (113.9 rating)...**At Cleveland (Sept. 21):** Started at C and played all 65 snaps.

ELGTON JENKINS' NFL REGULAR-SEASON STATISTICS

DATE	TEAM	GP	GS
2019	Packers	16	14
2020	Packers	16	16
2021	Packers	8	8
2022	Packers	15	15
2023	Packers	15	15
2024	Packers	17	17
2025	Packers	3	3
NFL TOTALS		90	88

ELGTON JENKINS' NFL POSTSEASON STATISTICS

DATE	TEAM	GP	GS
2019	Packers	2	2
2020	Packers	2	2
2023	Packers	2	2
2024	Packers	1	1
NFL TOTALS		7	7

2025 GXG REGULAR SEASON (PACKERS)

DATE	OPPONENT	P/S
09/07	Lions	S
09/11	Commanders	S
09/21	at Browns	S
2025 TOTALS		3-3



DONOVAN
JENNINGS
67

GUARD/TACKLE
SOUTH FLORIDA

First NFL Season | First Packers Season



Ht: 6-4 | Wt: 323 | Born: November 24, 1999 | Acquired: FA-24

AT A GLANCE

- » Originally entered the league as an undrafted free agent with Green Bay on May 3, 2024.
- » Spent the 2024 season on Green Bay's practice squad.
- » Appeared in a program-record 55 games with 45 starts all at left tackle over six seasons at the University of South Florida (2018-23).

2025 SEASON: Dressed but did not play in one contest and was inactive for the other two games...**Vs. Detroit (Sept. 7):** Inactive (healthy scratch)...**Vs. Washington (Sept. 11):** Dressed but did not see any action...**At Cleveland (Sept. 21):** Inactive (healthy scratch).

2025 GXG REGULAR SEASON (PACKERS)

DATE	OPPONENT	P/S
09/07	Lions	INACTIVE
09/11	Commanders	DID NOT PLAY
09/21	at Browns	INACTIVE
2025 TOTALS		0-0

DARIAN
KINNARD
70

TACKLE/GUARD
KENTUCKY

Third NFL Season | First Packers Season



Ht: 6-5 | Wt: 322 | Born: December 29, 1999 | NFL Games Played/Started: 6/1 | Acquired: T-25 (Phi.)

AT A GLANCE

- » Appeared in two games with one start for the Philadelphia Eagles in 2024.
- » Is a three-time Super Bowl champion (Kansas City Chiefs in 2022-23, Eagles in 2024).
- » Was selected by the Kansas City Chiefs in the fifth round (No. 145 overall) of the 2022 NFL Draft.
- » Earned consensus first-team All-America honors at Kentucky in 2021, becoming just the 12th consensus All- American in program history as well as the first Kentucky OL to earn the accolade since 1965.

2025 SEASON: Has played in all three games, seeing time on offense and special teams...**Vs. Detroit (Sept. 7):** Appeared on 15 snaps at RT in the second half in place of an injured Zach Tom (hip). Also played on five snaps on special teams...**Vs. Washington (Sept. 11):** Rotated in for starting RT Anthony Belton for 17 snaps on the evening and also appeared on six plays on special teams...**At Cleveland (Sept. 21):** Played four snaps at RT midway through the third quarter when Belton shifted over to LT briefly for an injured Rasheed Walker. Also appeared on three plays on special teams.

DARIAN KINNARD'S NFL REGULAR-SEASON STATISTICS

DATE	TEAM	GP	GS
2022	Chiefs	1	0
2024	Eagles	2	1
2025	Packers	3	0
NFL TOTALS		6	1

2025 GXG REGULAR SEASON (PACKERS)

DATE	OPPONENT	P/S
09/07	Lions	P
09/11	Commanders	P
09/21	at Browns	P
2025 TOTALS		3-0

TUCKER KRAFT

85

TIGHT END
SOUTH DAKOTA STATE

Third NFL Season | Third Packers Season



Ht: 6-5 | Wt: 259 | Born: November 3, 2000 | NFL Games Played/Started: 37/28 | Acquired: D3-23

AT A GLANCE

- » Among players with 100-plus targets, ranks No. 3 in the NFL since 2023 in passer rating when targeted (130.5).
- » Among TEs with 50-plus receptions, ranks No. 1 in the league since 2023 in yards after the catch per reception (8.6 avg.) and No. 2 in yards per catch (13.4 avg.).
- » In 2023-24, posted the most receptions (81) and the most receiving yards (1,062) by a Packers tight end in his first two seasons (since 1970).
- » Became just the fourth tight end in the league since 2000 to post 80-plus catches, 1,000-plus receiving yards, nine-plus receiving TDs and an average of 13.0-plus yards per catch in his first two NFL seasons, joining Mark Andrews (2018-19), Hunter Henry (2016-17) and Rob Gronkowski (2010-11).
- » Was one of only two TEs in the league (George Kittle) to post 50-plus receptions, 700-plus receiving yards, seven-plus receiving TDs and an average of 14.0-plus yards per catch in 2024, becoming just the second Green Bay TE since the 1970 merger to hit those marks in a season (Paul Coffman, 1983).
- » Posted the second-most receiving yards (355) and the third-most receptions (31) by a rookie tight end in team history in 2023.

2025 SEASON: Has started all three games and leads the team with 169 receiving yards and two TDs on a team-high 11 receptions (15.4 avg.)...Is tied for No. 1 in the NFL among tight ends in TD catches and ranks No. 6 in receiving yards...Has posted 102 yards after the catch, good for No. 2 among NFL tight ends...**Vs. Detroit (Sept. 7):** Started and played 44 of 48 snaps, posting two catches for 16 yards (8.0 avg.) and a TD. Capped off Green Bay's opening drive with a 15-yard TD grab over the middle in the end zone...**Vs. Washington (Sept. 11):** Started and played 62 of 68 snaps, finishing with a career-high 124 receiving yards and a TD on six catches (20.7 avg.), the most receiving yards by a Green Bay TE since Richard Rodgers posted 146 at Detroit on Dec. 3, 2015. Registered a 57-yard catch in the first quarter, his third reception of 55-plus yards since 2024, No. 1 in the NFL among tight ends. Posted a career-high 72 yards after the catch, the second-best single-game mark by a Green Bay TE since 2000 behind only Jermichael Finley's 80 yards at Minnesota on Oct. 5, 2009...**At Cleveland (Sept. 21):** Started and played 57 of 65 snaps, hauling in three passes for 29 yards (9.7 avg.).

POSTSEASON COMPARISON: RECEIVING - DALLAS COWBOYS

DATE	OPP	W/L	GP/GS	REC	YDS.	AVG.	TD	LG	TGTS	YAC
1/14/24	GB @ DAL	W	S	2	15	7.5	0	10	3	9
TOTALS		1/0	1/1	2	15	7.5	0	10	3	9

TUCKER KRAFT'S NFL REGULAR-SEASON RUSHING/RECEIVING STATISTICS

DATE	TEAM	GP	GS	RECEIVING				TD	RUSHING				TD
				NO.	YDS.	AVG.	LG		NO.	YDS.	AVG.	LG	
2023	Packers	17	8	31	355	11.5	43	2	0	0	0.0	0	0
2024	Packers	17	17	50	707	14.1	67	7	3	6	2.0	2	0
2025	Packers	3	3	11	169	15.4	57	2	1	3	3.0	3	0
NFL TOTALS		37	28	92	1,231	13.4	67	11	4	9	2.3	3	0

TUCKER KRAFT'S NFL POSTSEASON RUSHING/RECEIVING STATISTICS

DATE	TEAM	GP	GS	RECEIVING				TD	RUSHING				TD
				NO.	YDS.	AVG.	LG		NO.	YDS.	AVG.	LG	
2023	Packers	2	2	5	24	4.8	10	1	0	0	0.0	0	0
2024	Packers	1	1	5	26	5.2	12	0	2	10	5.0	8	0
NFL TOTALS		3	3	10	50	5.0	12	1	2	10	5.0	8	0

SINGLE-GAME HIGHS: RUSHING/RECEIVING

Longest Runs 3 vs. Detroit Lions, Sep 07, 2025
2 vs. New Orleans Saints, Dec 23, 2024
...2 more at 2.

Receptions 6 vs. Washington Commanders, Sep 11, 2025
6 vs. Miami Dolphins, Nov 28, 2024
...2 more at 6.

Receiving Yards 88 at Los Angeles Rams, Oct 06, 2024
78 vs. Miami Dolphins, Nov 28, 2024
...1 more at 78.

Receiving Average 26.0 at Jacksonville Jaguars, Oct 27, 2024
22.0 at Los Angeles Rams, Oct 06, 2024

Longest Receptions 67 at Jacksonville Jaguars, Oct 27, 2024
66 at Los Angeles Rams, Oct 06, 2024

Receiving TDs 2 at Los Angeles Rams, Oct 06, 2024
1 vs. Washington Commanders, Sep 11, 2025
...8 more at 1.

Special Teams Tackles 1 vs. Los Angeles Rams, Nov 05, 2023
1 vs. Minnesota Vikings, Oct 29, 2023
...1 more at 1.

100-YARD RECEIVING GAMES (1): REGULAR-SEASON

DATE	TEAM	NO.	YDS.	AVG.	LG	TD
09/11/25	COMMANDERS	6	124	20.7	57	1

2025 GXG REGULAR SEASON (PACKERS)


2025 OHS REGULAR SEASON (PLAYERS)												
			RECEIVING					RUSHING				
DATE	OPPONENT	P/S	NO.	YDS.	AVG.	LG	TD	NO.	YDS.	AVG.	LG	TD


09/07	Lions	S	2	16	8.0	15t	1	1	3	3.0	3	0	
09/11	Commanders	S	6	124	20.7	57	1	0	0	0.0	0	0	
09/21	at Browns	S	3	29	9.7	18	0	0	0	0.0	0	0	
2025 TOTALS			3-3	11	169	15.4	57	2	1	3	3.0	3	0

MARSHAWN
LLOYD
32

RUNNING BACK
SOUTHERN CALIFORNIA

Second NFL Season | Second Packers Season



Ht: 5-9 | Wt: 220 | Born: January 5, 2001 | NFL Games Played/Started: 1/0 | Acquired: D3a-24

- AT A GLANCE
- » Was limited to just one game as a rookie in 2024 due to injuries, rushing for 15 yards on six carries (2.5 avg.) while adding a 3-yard reception.
 - » Spent three years at the University of South Carolina (2020-22) before transferring to the University of Southern California for one season (2023).
 - » Appeared in 32 games with 14 starts during his three collegiate seasons, registering 1,621 rushing yards and 19 TDs on 291 carries (5.6 avg.) along with 34 receptions for 452 yards (13.3 avg.) and two TDs.
 - » Earned All-Pacific-12 honorable mention in 2023 after recording 820 rushing yards and nine TDs on 116 carries, an average of 7.07 yards per carry that ranked No. 11 in the nation.
 - » Selected by the Packers with the first of two picks in the third round (No. 88 overall) of the 2024 NFL Draft, becoming just the second RB from the University of Southern California to be drafted by Green Bay (Al Carmichael, No. 7 overall in 1953).

2025 SEASON: Placed on injured reserve/designated for return on Aug. 26.

MARSHAWN LLOYD'S NFL REGULAR-SEASON RUSHING/RECEIVING STATISTICS													
DATE	TEAM	GP	GS	RUSHING					RECEIVING				
				NO.	YDS.	AVG.	LG	TD	NO.	YDS.	AVG.	LG	TD
2024	Packers	1	0	6	15	2.5	5	0	1	3	3.0	3	0
NFL TOTALS		1	0	6	15	2.5	5	0	1	3	3.0	3	0

SINGLE-GAME HIGHS: RUSHING/RECEIVING


Rush Attempts	6 vs. Indianapolis Colts, Sep 15, 2024	Longest Receptions	3 vs. Indianapolis Colts, Sep 15, 2024
Rushing Yards	15 vs. Indianapolis Colts, Sep 15, 2024	Scrimmage Yards	15 vs. Indianapolis Colts, Sep 15, 2024
Longest Runs	5 vs. Indianapolis Colts, Sep 15, 2024		
	4 vs. Indianapolis Colts, Sep 15, 2024		


2025 GXG REGULAR SEASON (PACKERS)												
DATE	OPPONENT	P/S	RUSHING					RECEIVING				
			NO.	YDS.	AVG.	LG	TD	NO.	YDS.	AVG.	LG	TD
09/07	Lions							INJURED RESERVE - DESIGNATED FOR RETURN				
09/11	Commanders							INJURED RESERVE - DESIGNATED FOR RETURN				
09/21	at Browns							INJURED RESERVE - DESIGNATED FOR RETURN				
2025 TOTALS		0-0	0	0	0.0	0	0	0	0	0.0	0	0

JORDAN
LOVE
10

QUARTERBACK
UTAH STATE

Sixth NFL Season | Sixth Packers Season





HT: 6-4 | Wt: 219 | Born: November 2, 1998 | NFL Games Played/Started: 45/36 | Acquired: D1-20

AT A GLANCE

» Was one of only two quarterbacks in the NFL (Lions QB Jared Goff) to throw 25-plus TD passes and register a passer rating of 95.0-plus in each of the last two seasons (2023-24).

» Ranks tied for No. 4 in the league in TD passes (62) and No. 5 in passing-TD percentage (5.7) since 2023. Has posted multiple TD passes in 21 games since 2023, tied for No. 4 in the NFL over that span.

» Is one of only three QBs in the league with 60-plus TD passes (62), fewer than 25 INTs (23) and an average of 7.5-plus yards per passing attempt (7.6) since 2023 (Josh Allen, Lamar Jackson).

» In 2023, became just the third QB in NFL history to post 4,000-plus passing yards (4,159) and 32-plus passing TDs (32) in his first season with multiple starts, joining Kurt Warner (1999) and Patrick Mahomes (2018).

» Became the first QB to help lead the Packers to the postseason in his first full year as a starter since at least 1950, when the league began recording starts for every player.

» His 32 passing TDs in 2023 were the fourth most by a QB in his first season with multiple starts, trailing only Mahomes (50 in 2018), Warner (41 in 1999) and Daunte Culpepper (33 in 2000).

» Finished his career at Utah State ranked No. 2 in school history in passing yards (8,600), completions (689) and attempts (1,125), tied for No. 2 in TD passes (60), and No. 3 in completion percentage (61.2) despite playing just three seasons.

» Earned honorable mention All-Mountain West recognition as a junior in 2019 after setting a single-season school record with 293 completions and posting 3,402 passing yards, the second most in a season in school history. As a sophomore in 2018, set Utah State single-season records for TD passes (32), passing yards (3,567) and 300-yard passing games (seven).

2025 SEASON: Has started all three games, connecting on 53 of 78 passes (67.9 pct.) for 663 yards and five TDs with one INT (110.1 rating)...Ranks No. 4 in the NFL in passer rating and yards per attempt (8.50)...Has rushed for 16 yards on six carries (2.7 avg.)...**vs. Detroit (Sept. 7):** Started and completed 16 of 22 passes (72.7 pct.) for 188 yards and two TDs with no INTs for a 128.6 passer rating...**vs. Washington (Sept. 11):** Threw for 292 yards and two TDs with no INTs on 19-of-31 passing (61.3 pct.) for a 113.9 rating. It marked his ninth straight game (min. 10 att.) with no INTs, tied with Rodgers (2018) for the longest streak by a Packer since the merger. Posted 214 passing yards in the first half, his top yardage mark for a first half. Added 12 rushing yards on three carries (4.0 avg.), including a 14-yard pickup to convert a third-and-9 in the first quarter that set up his 5-yard TD pass to WR Romeo Doubs on the next play...**At Cleveland (Sept. 21):** Completed 18 of 25 passes (72.0 pct.) for 183 yards and a TD with an INT. Saw his streak of consecutive passing attempts without an INT come to an end at 249, the sixth-longest streak in franchise history.

POSTSEASON COMPARISON: PASSING - DALLAS COWBOYS

DATE	OPP	W/L	GP/GS	C	ATT	YDS.	AVG.	TD	LG	INT	SK	SKYD	RTG
1/14/24	GB @ DAL	W	5	16	21	272	13.0	3	46	0	0	0	157.2
TOTALS		1/0	1/1	16	21	272	13.0	3	46	0	0	0	--

JORDAN LOVE'S NFL REGULAR-SEASON PASSING/RUSHING STATISTICS

DATE	TEAM	GP	GS	PASSING												RUSHING				
				ATT.	CMP.	PCT.	YDS	AVG.	TD	INT.	LG	SK	LST	RATE	NO.	YDS.	AVG.	LG	TD	
2021	Packers	6	1	62	36	58.1	411	6.6	2	3	62t	3	23	68.7	12	27	2.3	10	0	
2022	Packers	4	0	21	14	66.7	195	9.3	1	0	63t	0	0	112.2	1	-1	-1.0	0	0	
2023	Packers	17	17	579	372	64.2	4,159	7.2	32	11	77	30	242	96.1	50	247	4.9	37	4	
2024	Packers	15	15	425	268	63.1	3,389	8.0	25	11	70t	14	95	96.7	25	83	3.3	14	1	
2025	Packers	3	3	78	53	67.9	663	8.5	5	1	57	7	57	110.1	10	34	3.4	14	0	
TOTALS		45	36	1,165	743	63.8	8,817	7.6	65	26	77	54	417	96.1	98	390	4.0	37	5	

JORDAN LOVE'S NFL POSTSEASON PASSING/RUSHING STATISTICS

DATE	TEAM	GP	GS	PASSING										RUSHING					
				ATT.	CMP.	PCT.	YDS	AVG.	TD	INT.	LG	SK	LST	RATE	NO.	YDS.	AVG.	LG	TD
2023	Packers	2	2	55	37	67.3	466	8.5	5	2	46	0	0	108.6	6	2	0.3	3	0
2024	Packers	1	1	33	20	60.6	212	6.4	0	3	29	2	17	41.5	2	10	5.0	11	0
TOTALS		3	3	88	57	64.8	678	7.7	5	5	46	2	17	83.4	8	12	1.5	11	0

SINGLE-GAME HIGHS: QUARTERBACK

Pass Attempts	54 vs. Minnesota Vikings, Sep 29, 2024	Passer Rating	146.8 at Philadelphia Eagles, Nov 27, 2022
	44 vs. New Orleans Saints, Sep 24, 2023		129.2 vs. Miami Dolphins, Nov 28, 2024
Pass Completions	32 vs. Minnesota Vikings, Sep 29, 2024	Rush Attempts	9 vs. New Orleans Saints, Sep 24, 2023
	29 vs. Tampa Bay Buccaneers, Dec 17, 2023		5 vs. Arizona Cardinals, Oct 13, 2024
Yards Passing	389 vs. Minnesota Vikings, Sep 29, 2024		...1 more at 5.
	322 vs. Los Angeles Chargers, Nov 19, 2023	Rushing Yards	39 at Detroit Lions, Nov 23, 2023
TD Passes	4 vs. Arizona Cardinals, Oct 13, 2024		39 vs. New Orleans Saints, Sep 24, 2023
	4 vs. Minnesota Vikings, Sep 29, 2024	Rushing Average	4.3 vs. New Orleans Saints, Sep 24, 2023
Long Passes	77 at Las Vegas Raiders, Oct 09, 2023	Longest Runs	37 at Detroit Lions, Nov 23, 2023
	70t at Philadelphia Eagles, Sep 06, 2024		26 at Las Vegas Raiders, Oct 09, 2023
Completion Percentage	84.4 vs. Chicago Bears, Jan 07, 2024	Rushing TDs	1 at Chicago Bears, Nov 17, 2024
	76.9 vs. Los Angeles Rams, Nov 05, 2023		1 at Minnesota Vikings, Dec 31, 2023
			...3 more at 1.

2025 GXG REGULAR SEASON (PACKERS)

			PASSING												RUSHING			
DATE	OPPONENT	P/S	ATT	CMP	YDS	PCT	Y/A	Y/C	TD	INT	LG	SK/YD	RATE	ATT	YDS	LG	TD	
09/07	Lions	S	22	16	188	72.7	8.5	11.8	2	0	48	0/0	128.6	3	4	3	0	
09/11	Commanders	S	31	19	292	61.3	9.4	15.4	2	0	57	2/23	113.9	3	12	14	0	
09/21	at Browns	S	25	18	183	72.0	7.3	10.2	1	1	34	5/34	89.2	4	18	10	0	
2025 TOTALS		3-3	78	53	663	67.9	8.5	12.5	5	1	57	7/57	110.1	10	34	14	0	

ISAIAH MCDUFFIE

58

LINEBACKER
BOSTON COLLEGE

Fifth NFL Season | Fifth Packers Season



Ht: 6-1 | Wt: 227 | Born: July 21, 1999 | NFL Games Played/Started: 66/28 | Acquired: D6b-21



AT A GLANCE

- » Posted 22 tackles on special teams in his first four NFL seasons (2021-24), No. 2 on the team over that span behind LB Eric Wilson (33).
- » Started all 17 games in 2024 for the first time in his career and ranked No. 2 on the team with a career-high 94 tackles (43 solo) while adding a half-sack, three tackles for a loss, three QB hits (tied career high), a career-high three passes defended and a forced fumble.
- » Played in 16 games in 2023 and set career highs in solo tackles (52, tied for No. 3 on the team), tackles for a loss (five) and QB hits (three).
- » Saw action in all 17 games in 2022, posting 30 tackles (19 solo) on defense and tying for the team lead with a career-high 13 special teams tackles.
- » Earned second-team All-Atlantic Coast Conference honors in 2020 after ranking No. 5 in the nation and No. 2 in the ACC with a career-best 107 tackles (54 solo).
- » A two-way performer at linebacker and running back who played for his dad, head coach Stevenson McDuffie, at Bennett High School in Buffalo, N.Y. Was a three-time captain and finished with school records for single-season tackles (161), single-game tackles (29), career touchdowns (70) and career rushing yards (5,529).

2025 SEASON: Has played in all three games with two starts, recording nine tackles (four solo) on defense and three tackles on special teams...Ranks No. 3 on the team in special teams tackles...**Vs. Detroit (Sept. 7):** Started and played 18 defensive snaps, recording three tackles (one solo). Also played 18 special teams snaps, recording one tackle...**Vs. Washington (Sept. 11):** Started and played seven defensive snaps, recording one solo tackle. Also played 21 special teams snaps, recording one tackle...**At Cleveland (Sept. 21):** Played 22 defensive snaps, registering five tackles (two solo) and a tackle for a loss. Also saw action on a team-high 19 special teams snaps and recorded a tackle.

REGULAR-SEASON COMPARISON: DEFENSIVE - DALLAS COWBOYS

DATE	OPP	W/L	GP/GS	TOT	TACKLES		ASST	SACK	YDS.	INT	TFL	PD	QBH	TD	MISC		
					SOLO	FF									FF	FR	FR
11/13/22	GB vs. DAL	W	P	12	7	5	0.0	0.0	0.0	0	0	0	0	0	0	0	0
TOTALS		1/0	1/0	12	7	5	0.0	0.0	0.0	0	0	0	0	0	0	0	0

POSTSEASON COMPARISON: DEFENSIVE - DALLAS COWBOYS

DATE	OPP	W/L	GP/GS	TOT	TACKLES		ASST	SACK	YDS.	INT	TFL	PD	QBH	TD	MISC		
					SOLO	FF									FF	FR	FR
1/14/24	GB @ DAL	W	P	4	3	1	0.0	0.0	0.0	0	0	0	0	0	0	0	0
TOTALS		1/0	1/0	4	3	1	0.0	0.0	0.0	0	0	0	0	0	0	0	0

ISAIAH MCDUFFIE'S NFL REGULAR-SEASON DEFENSIVE STATISTICS

		TACKLES									INTERCEPTIONS									ST				MISC			
YEAR	TEAM	GP	GS	TK	S	A	TFL	YDS	SK	YDS	QBH	NO	YDS	LG	TD	PD	FF	FR	TD	YDS	TK	S	A	FF	FR	S	A
2021	Packers	13	0	0	0	0	0	0.0	0.0	0.0	0	0	0	0	0	0	0	0	0	0	2	0	2	0	0	0	0
2022	Packers	17	1	30	19	11	0	0.0	0.0	0.0	0	0	0	0	0	0	0	0	0	0	13	8	5	0	1	0	0
2023	Packers	16	8	82	52	30	5	8	0.5	5.0	3	0	0	0	0	1	0	0	0	0	4	4	0	0	0	0	0
2024	Packers	17	17	94	43	51	3	3	0.5	0.0	3	0	0	0	0	3	1	0	0	0	3	3	0	0	0	0	0
2025	Packers	3	2	9	4	5	1	2	0.0	0.0	0	0	0	0	0	0	0	0	0	0	3	2	1	0	0	0	0
NFL TOTALS		66	28	215	118	97	9	13	1.0	5.0	6	0	0	0	0	4	1	0	0	0	25	17	8	0	1	0	0

ISAIAH MCDUFFIE'S NFL POSTSEASON DEFENSIVE STATISTICS

		TACKLES										INTERCEPTIONS										ST				MISC		
YEAR	TEAM	GP	GS	TK	S	A	TFL	YDS	SK	YDS	QBH	NO	YDS	LG	TD	PD	FF	FR	TD	YDS	TK	S	A	FF	FR	S	A	
2021	Packers	1	0	0	0	0	0	0	0.0	0.0	0	0	0	0	0	0	0	0	0	0	1	1	0	0	0	0	0	0
2023	Packers	2	1	4	3	1	0	0	0.0	0.0	0	0	0	0	0	0	0	0	0	0	2	2	0	0	0	0	0	0
2024	Packers	1	1	6	2	4	0	0	0.5	1.5	1	0	0	0	0	0	0	0	0	0	2	0	2	0	0	0	0	0
NFL TOTALS		4	2	10	5	5	0	0	0.5	1.5	1	0	0	0	0	0	0	0	0	0	5	3	2	0	0	0	0	0

SINGLE-GAME HIGHS: DEFENSIVE

Total Tackles 15 at Detroit Lions, Dec 05, 2024
12 vs. Dallas Cowboys, Nov 13, 2022
7 vs. Miami Dolphins, Nov 28, 2024
7 at Pittsburgh Steelers, Nov 12, 2023
...2 more at 7.

Sacks 0.5 at Tennessee Titans, Sep 22, 2024
0.5 at Minnesota Vikings, Dec 31, 2023

Passes Defended 1 vs. Miami Dolphins, Nov 28, 2024
1 vs. Minnesota Vikings, Sep 29, 2024
...2 more at 1.

Forced Fumbles 1 vs. Miami Dolphins, Nov 28, 2024

Tackles For Loss 2 vs. Los Angeles Rams, Nov 05, 2023
1 at Minnesota Vikings, Dec 29, 2024
...5 more at 1.

Special Teams Tackles 2 vs. Detroit Lions, Sep 28, 2023
2 vs. Detroit Lions, Jan 08, 2023
...1 more at 2.

2025 GXG REGULAR SEASON (PACKERS)

DATE	OPPONENT	P/S	TK	S	A	SK	YDS	INT	PD	FF	FR
09/07	Lions	S	3	1	2	0.0	0.0	0	0	0	0
09/11	Commanders	S	1	1	0	0.0	0.0	0	0	0	0
09/21	at Browns	P	5	2	3	0.0	0.0	0	0	0	0
2025 TOTALS		3-2	9	4	5	0.0	0.0	0	0	0	0

XAVIER MCKINNEY

29

SAFETY
ALABAMA

Sixth NFL Season | Second Packers Season



Ht: 6-0 | Wt: 201 | Born: August 9, 1999 | NFL Games Played/Started: 69/66 | Acquired: UFA (NYG)-24

AT A GLANCE

- » First name is pronounced ZAY-vier.
- » Earned first-team All-Pro honors from The Associated Press in his first season with Green Bay in 2024, becoming the first Packers safety to be named first-team All-Pro since 2000 and the first Packers DB to earn first-team honors since CB Charles Woodson in 2009.
- » Was also selected to his first career Pro Bowl last season and was named All-Pro by the NFL Players Association following a leaguewide vote.
- » Ranked No. 2 in the NFL with a career-high eight INTs last season, the most by a Packer since Woodson registered nine in 2009.
- » Ranks No. 2 in the league with 12 interceptions since 2023.
- » Became the first player in team history to register an INT in each of his first five games in a Green Bay uniform and tied for the longest streak in franchise history (Irv Comp in 1943).
- » Was the only NFL player to register 325-plus tackles (338), 15-plus INTs (16) and 35-plus passes defended (37) over the past four seasons (2021-24).
- » Played in 49 games with 46 starts for the N.Y. Giants (2020-23), leading the team with 277 tackles (179 solo) and nine INTs over that span while ranking No. 2 on the club with 27 passes defended.
- » As a junior at Alabama in 2019, earned first-team All-Southeastern Conference honors from the coaches and media and was named a semifinalist for the Jim Thorpe Award, presented annually to the nation's top defensive back.

2025 SEASON: Has started all three contests, registering 14 tackles (eight solo), an interception and two passes defended...**Vs. Detroit (Sept. 7):** Played all 67 snaps on defense, recording five tackles (three solo). Tied for the most tackles he has recorded in a Week 1 game in his career (at Tennessee, 2022). Also saw action on 10 special teams snaps and posted a tackle...**Vs. Washington (Sept. 11):** Played all 69 defensive snaps as well as 12 special teams snaps. Posted three tackles (all solo) and a pass defended on defense. Late in the second quarter, with Washington at the Green Bay 40, tracked RB Austin Ekeler down the sideline and broke up the pass on a third-and-4...**At Cleveland (Sept. 21):** One of three Packers to play all 66 defensive snaps, recording six tackles (two solo), a pass defended and an interception when he leaped in the air to intercept a deep pass down the sideline right before the half.

REGULAR-SEASON COMPARISON: DEFENSIVE - DALLAS COWBOYS

DATE	OPP	W/L	GP/GS	TACKLES				ASST	SACK	YDS.	INT	TFL	PD	QBH	MISC		
				TOT	SOLO										TD	FF	FR
1/3/21	NYG vs. DAL	W	S	8	4			4	0.0	0.0	1	1	1	0	0	0	0
10/10/21	NYG @ DAL	L	S	6	5			1	0.0	0.0	0	0	0	0	0	0	0
12/19/21	NYG vs. DAL	L	S	3	0			3	0.0	0.0	0	0	0	0	0	0	0
9/26/22	NYG vs. DAL	L	S	6	5			1	0.0	0.0	0	1	1	0	0	0	0
9/10/23	NYG vs. DAL	L	S	4	1			3	0.0	0.0	0	0	2	0	0	0	0
11/12/23	NYG @ DAL	L	S	10	8			2	0.0	0.0	0	0	0	0	0	0	0
TOTALS		1/5	6/6	37	23			14	0.0	0.0	1	2	4	0	0	0	0

XAVIER MCKINNEY'S NFL REGULAR-SEASON DEFENSIVE STATISTICS

		TACKLES										INTERCEPTIONS										ST				MISC	
YEAR	TEAM	GP	GS	TK	S	A	TFL	YDS	SK	YDS	QBH	NO	YDS	LG	TD	PD	FF	FR	TD	YDS	TK	S	A	FF	FR	S	A
2020	Giants	6	4	24	14	10	1	3	0.0	0.0	0	1	0	0	1	0	0	0	0	0	1	0	1	0	0	0	0
2021	Giants	17	16	93	59	34	1	2	0.0	0.0	0	5	64	41t	1	10	0	0	0	0	0	0	0	0	0	0	0
2022	Giants	9	9	44	28	16	2	8	1.0	8.0	1	0	0	0	5	1	0	0	0	0	1	1	0	0	0	0	0
2023	Giants	17	17	116	78	38	2	2	0.5	3.0	1	3	22	18	0	11	1	2	0	0	0	0	0	0	0	0	0
2024	Packers	17	17	85	58	27	2	12	1.0	8.0	1	8	128	48	0	11	0	1	0	7	3	2	1	0	0	0	0
2025	Packers	3	3	14	8	6	0	0	0.0	0.0	0	1	0	0	0	2	0	0	0	0	1	0	1	0	0	0	0
NFL TOTALS		69	66	376	245	131	8	27	2.5	19.0	3	18	214	48	1	40	2	3	0	7	6	3	3	0	0	0	0

XAVIER MCKINNEY'S NFL POSTSEASON DEFENSIVE STATISTICS

		TACKLES										INTERCEPTIONS										ST				MISC		
YEAR	TEAM	GP	GS	TK	S	A	TFL	YDS	SK	YDS	QBH	NO	YDS	LG	TD	PD	FF	FR	TD	YDS	TK	S	A	FF	FR	S	A	
2022	Giants	2	2	16	8	8	1	1	1.0	6.0	0	0	0	0	0	2	1	0	0	0	0	0	0	0	0	0	0	0
2024	Packers	1	1	5	2	3	0	0	0.0	0.0	0	0	0	0	0	0	0	0	0	0	0	0	0	0	0	0	0	0
NFL TOTALS		3	3	21	10	11	1	1	1.0	6.0	0	0	0	0	0	2	1	0	0	0	0	0	0	0	0	0	0	0

SINGLE-GAME HIGHS: DEFENSIVE

Total Tackles	13 at Washington Commanders, Nov 19, 2023 10 at Philadelphia Eagles, Dec 25, 2023 ...3 more at 10.
Solo Tackles	8 at Washington Commanders, Nov 19, 2023 8 at Dallas Cowboys, Nov 12, 2023 1.0 at Seattle Seahawks, Oct 30, 2022
Sacks	0.5 at Philadelphia Eagles, Dec 25, 2023 3 vs. Philadelphia Eagles, Jan 07, 2024
Passes Defensed	2 vs. San Francisco 49ers, Nov 24, 2024 ...9 more at 2.
Forced Fumbles	1 at Miami Dolphins, Oct 08, 2023 1 at Jacksonville Jaguars, Oct 23, 2022
Fumble Recoveries	1 at Los Angeles Rams, Oct 06, 2024 1 vs. Green Bay Packers, Dec 11, 2023 ...1 more at 1.

Tackles For Loss	1 vs. Indianapolis Colts, Sep 15, 2024 1 vs. Los Angeles Rams, Dec 31, 2023 ...5 more at 1.
Interceptions	2 vs. Philadelphia Eagles, Jan 07, 2024 2 vs. Las Vegas Raiders, Nov 07, 2021 ...1 more at 2.
Interception Return Yards	41 vs. Las Vegas Raiders, Nov 07, 2021 28 at Los Angeles Rams, Oct 06, 2024
Special Teams Tackles	1 vs. Detroit Lions, Sep 07, 2025 1 at Seattle Seahawks, Dec 15, 2024 ...4 more at 1.
Longest Opp Fumble Return	7 at Los Angeles Rams, Oct 06, 2024

2025 GXG REGULAR SEASON (PACKERS)

DATE OPPONENT	P/S	TK	S	A	SK	YDS	INT	PD	FF	FR
09/07 Lions	S	5	3	2	0.0	0.0	0	0	0	0
09/11 Commanders	S	3	3	0	0.0	0.0	0	1	0	0
09/21 at Browns	S	6	2	4	0.0	0.0	1	1	0	0
2025 TOTALS	3-3	14	8	6	0.0	0.0	1	2	0	0

BRANDON MCMANUS 17

KICKER
TEMPLE

12th NFL Season | Second Packers Season



Ht: 6-3 | Wt: 201 | Born: July 25, 1991 | NFL Games Played/Started: 175/0 | Acquired: FA-24

AT A GLANCE

- » Ranks No. 3 in the NFL in field goals (278), points scored (1,183), FGs of 50-plus yards (49) and extra-point percentage (97.5, 349 of 358) since 2014.
- » Ranked No. 2 in the NFL last season in FG percentage (95.2, 20 of 21), the second-best single-season mark in team history (min. one attempt per game) and the top mark among Green Bay kickers with 20-plus attempts in a season.
- » In 2024, became the first kicker in NFL history to make a game-winning FG as time expired in both of his first two games with a team (45-yarder vs. Houston in Week 7, 24-yarder at Jacksonville in Week 8).
- » Spent nine seasons with the Denver Broncos (2014-22) and ranks No. 2 in their franchise history in field goals (223), FG percentage (81.4) and points scored (946).
- » Made all 10 of his FG attempts in Denver's three games in a 2015 playoff run that was capped off with a Super Bowl 50 win, tied for the fourth most in NFL history in a single postseason.
- » Appeared in all 49 games during his four seasons at Temple (2009-12), finishing his career ranked No. 1 in school history in points (338), field goals (60), extra points (158) and punting average (45.3).

2025 SEASON: Has played in all three games, connecting on 5 of 7 field-goal attempts (71.4 pct.) and all seven extra points...Of his 15 kickoffs, five have resulted in a touchback (33.3 pct.)...**Vs. Detroit (Sept. 7):** Made two field goals (34, 38) and all three extra points. Connected on a 34-yard FG in the first quarter and added a 38-yard FG in the fourth quarter. Posted one touchback on six kickoffs. Extended his consecutive field goals made streak to 17...**Vs. Washington (Sept. 11):** Connected on 2 of 3 FGs and all three extra points, recording a season-long 56-yard FG in the fourth quarter. Posted three touchbacks on six kickoffs...**At Cleveland (Sept. 21):** Connected on a 39-yard FG in the second quarter and converted his lone extra point. Posted one touchback on three kickoffs.

REGULAR-SEASON COMPARISON: KICKING - DALLAS COWBOYS

DATE	OPP	W/L	GP/GS	FGM	FGA	PCT	LONG	XPM	XPA	PTS	1-19	20-29	30-39	40-49	50+	KO	TB
9/17/17	DAL @ DEN	L	P	0	1	0%	0	6	6	6	0-0	0-0	0-0	0-1	0-0	7	7
11/7/21	DEN @ DAL	L	P	3	4	75%	53	1	2	10	0-0	0-0	0-0	1-1	0-0	7	5
TOTALS			0/2	2/0	3	5	60%	53	7	8	0-0	0-0	0-0	1-2	0-0	14	12

BRANDON MCMANUS' NFL REGULAR-SEASON KICKING STATISTICS

DATE	TEAM	GP	FGM	FGA	PCT.	LG	XP	XPA	PCT.	BLK	PTS
2014	Broncos	15	9	13	69.2	44	41	41	100.0	0	68
2015	Broncos	16	30	35	85.7	57	35	36	97.2	0	125
2016	Broncos	16	29	34	85.3	55	32	33	97.0	0	119
2017	Broncos	16	24	32	75.0	53	27	27	100.0	2	99
2018	Broncos	16	20	25	80.0	53	35	35	100.0	0	95
2019	Broncos	16	29	34	85.3	53	25	26	96.2	0	112
2020	Broncos	15	28	34	82.4	58	24	27	88.9	2	108
2021	Broncos	17	26	31	83.9	61	33	34	97.1	1	111
2022	Broncos	17	28	36	77.8	55	25	27	92.6	2	109
2023	Jaguars	17	30	37	81.1	56	35	35	100.0	1	125
2024	Packers	11	20	21	95.2	55	30	30	100.0	0	90
2025	Packers	3	5	7	71.4	56	7	7	100.0	1	22
NFL TOTALS		175	278	339	82.0	61	349	358	97.5	9	1,183

BRANDON MCMANUS' NFL POSTSEASON KICKING STATISTICS

DATE	TEAM	GP	FGM	FGA	PCT.	LG	XP	XPA	PCT.	BLK	PTS
2014	Broncos	1	0	0	0.0	0	0	0	0.0	0	0
2015	Broncos	3	10	10	100.0	52	3	3	100.0	0	33
2024	Packers	1	1	2	50.0	26	1	1	100.0	0	4
NFL TOTALS		5	11	12	91.7	52	4	4	100.0	0	37



BRANDON MCMANUS' NFL REGULAR-SEASON FIELD-GOAL ACCURACY STATISTICS

DATE	TEAM	1-19	PCT.	20-29	PCT.	30-39	PCT.	40-49	PCT.	50+	PCT.
2014	Broncos	0-0	0.0	5-5	100.0	2-3	66.7	2-3	66.7	0-2	0.0
2015	Broncos	0-0	0.0	12-12	100.0	8-8	100.0	5-8	62.5	5-7	71.4
2016	Broncos	0-0	0.0	9-9	100.0	10-10	100.0	7-9	77.8	3-6	50.0
2017	Broncos	0-0	0.0	6-8	75.0	11-12	91.7	4-6	66.7	3-6	50.0
2018	Broncos	0-0	0.0	5-5	100.0	6-6	100.0	7-7	100.0	2-7	28.6
2019	Broncos	0-0	0.0	6-6	100.0	9-9	100.0	10-12	83.3	4-7	57.1
2020	Broncos	0-0	0.0	6-6	100.0	4-5	80.0	8-8	100.0	10-15	66.7
2021	Broncos	0-0	0.0	7-8	87.5	6-6	100.0	8-8	100.0	5-9	55.6
2022	Broncos	0-0	0.0	6-7	85.7	4-6	66.7	10-10	100.0	8-13	61.5
2023	Jaguars	0-0	0.0	4-4	100.0	10-10	100.0	11-13	84.6	5-10	50.0
2024	Packers	0-0	0.0	5-5	100.0	9-9	100.0	3-4	75.0	3-3	100.0
2025	Packers	0-0	0.0	1-1	100.0	3-3	100.0	0-2	0.0	1-1	100.0
NFL TOTALS		0-0	0.0	72-76	94.7	82-87	94.3	75-90	83.3	49-86	57.0

BRANDON MCMANUS' NFL POSTSEASON FIELD-GOAL ACCURACY STATISTICS

DATE	TEAM	1-19	PCT.	20-29	PCT.	30-39	PCT.	40-49	PCT.	50+	PCT.
2014	Broncos	0-0	0.0	0-0	0.0	0-0	0.0	0-0	0.0	0-0	0.0
2015	Broncos	0-0	0.0	1-1	100.0	4-4	100.0	3-3	100.0	2-2	100.0
2024	Packers	0-0	0.0	1-1	100.0	0-1	0.0	0-0	0.0	0-0	0.0
NFL TOTALS		0-0	0.0	2-2	100.0	4-5	80.0	3-3	100.0	2-2	100.0

SINGLE-GAME HIGHS: KICKER

Field Goals Made	4 vs. Carolina Panthers, Dec 31, 2023 4 at Pittsburgh Steelers, Oct 29, 2023 ...5 more at 4.	Points	14 vs. Carolina Panthers, Dec 31, 2023 14 vs. New York Jets, Sep 26, 2021 ...2 more at 14.
Field Goal Attempts	6 vs. Las Vegas Raiders, Jan 03, 2021 5 vs. Indianapolis Colts, Sep 18, 2016 ...2 more at 5.	Special Teams Tackles	1 vs. Cincinnati Bengals, Dec 04, 2023 1 at Los Angeles Chargers, Jan 02, 2022 ...8 more at 1.
Longest Field Goals Made	61 at Los Angeles Chargers, Jan 02, 2022 58 vs. New Orleans Saints, Nov 29, 2020	Kickoff Average	67.6 at Cincinnati Bengals, Dec 22, 2014 67.3 vs. Green Bay Packers, Nov 01, 2015
Longest Field Goal Attempts	70 vs. Las Vegas Raiders, Jan 03, 2021 64 at Seattle Seahawks, Sep 12, 2022 ...1 more at 64.	Extra Point Attempt Percentage	100.0 vs. San Francisco 49ers, Nov 24, 2024 100.0 vs. Detroit Lions, Dec 12, 2021 ...7 more at 100.0.
PATs Made	6 at Arizona Cardinals, Oct 18, 2018 6 vs. Dallas Cowboys, Sep 17, 2017 ...1 more at 6.	Field Goal Percentage	100.0 vs. Carolina Panthers, Dec 31, 2023 100.0 at Pittsburgh Steelers, Oct 29, 2023 ...2 more at 100.0.
PAT Attempts	6 at Arizona Cardinals, Oct 18, 2018 6 vs. Dallas Cowboys, Sep 17, 2017 ...1 more at 6.	Touchbacks	8 at New York Jets, Oct 01, 2020 8 vs. Arizona Cardinals, Oct 05, 2014

2025 GXG REGULAR SEASON (PACKERS)

DATE	OPPONENT		FIELD GOALS				EXTRA POINTS				
			FGM	FGA	PCT	LG	XP	XPA	PCT	BLK	PTS
09/07	Lions	P	2	2	100.0	38	3	3	100.0	0	9
09/11	Commanders	P	2	3	66.7	56	3	3	100.0	0	9
09/21	at Browns	P	1	2	50.0	39	1	1	100.0	0	4
2025 TOTALS		3	5	7	71.4	56	7	7	100.0	0	22

BO MELTON 16

CORNERBACK
RUTGERS

Second NFL Season | Second Packers Season



Ht: 5-11 | Wt: 189 | Born: May 18, 1999 | NFL Games Played/Started: 24/1 | Acquired: FA-22 (PS-Sea.)

AT A GLANCE

- » Has picked up a first down on 18 of his 24 receptions over the last two seasons, a 75.0 percentage that leads the team among players with 20-plus catches since 2023.
- » Appeared in 16 games with one start for the Packers in 2023, posting 16 receptions for 218 yards (13.6 avg.) and a TD along with three carries for 21 yards (7.0 avg.).
- » Made his first NFL start at Minnesota in Week 17 in 2023 and posted a career-high six catches for a career-best 105 yards (17.5 avg.) and a TD, becoming the first Packer to post 100-plus receiving yards and a receiving TD in his first NFL start since WR Jarrett Boykin in 2013.
- » Was signed to Green Bay's active roster from Seattle's practice squad on Dec. 27, 2022.
- » Was selected by the Seahawks in the seventh round (No. 229 overall) of the 2022 NFL Draft, the first WR from Rutgers to be drafted since Leonte Carroo (third round) by the Miami Dolphins in 2016.
- » Appeared in 56 games with 42 starts in five seasons at Rutgers (2017-21), finishing his career ranked No. 3 in school history in games played, No. 6 in receptions (164), tied for No. 8 in 100-yard receiving games (five) and No. 10 in receiving yards (2,011).

2025 SEASON: Has played in two games on special teams...Also has seen action on defense and offense...Was sidelined in Week 2 due to a shoulder injury...**Vs. Detroit (Sept. 7):** Appeared on 12 special teams snaps before leaving the game in the third quarter with a shoulder injury...**Vs. Washington (Sept. 11):** Inactive (shoulder)...**At Cleveland (Sept. 21):** Played on three offensive snaps and 13 special teams snaps.

POSTSEASON COMPARISON: DEFENSIVE - DALLAS COWBOYS

DATE	OPP	W/L	GP/GS	TACKLES				SACK	YDS.	INT	TFL	PD	QBH	MISC		
				TOT	SOLO	ASST								TD	FF	FR
1/14/24	GB @ DAL	W	P	0	0	0		0.0	0.0	0	0	0	0	0	0	0
TOTALS		1/0	1/0	0	0	0		0.0	0.0	0	0	0	0	0	0	0

POSTSEASON COMPARISON: RECEIVING - DALLAS COWBOYS

DATE	OPP	W/L	GP/GS	REC	YDS.	AVG.	TD	LG	TGTS	YAC
1/14/24	GB @ DAL	W	P	1	7	7.0	0	7	2	1
TOTALS		1/0	1/0	1	7	7.0	0	7	2	1

BO MELTON'S NFL REGULAR-SEASON DEFENSIVE STATISTICS

YEAR	TEAM	TACKLES									INTERCEPTIONS										ST				MISC		
		GP	GS	TK	S	A	TFL	YDS	SK	YDS	QBH	NO	YDS	LG	TD	PD	FF	FR	TD	YDS	TK	S	A	FF	FR	S	A
2023	Packers	5	1	0	0	0	0	0	0.0	0.0	0	0	0	0	0	0	0	0	0	1	1	0	0	0	1	0	0
2024	Packers	17	0	0	0	0	0	0	0.0	0.0	0	0	0	0	0	0	0	1	0	0	3	1	2	0	1	0	0
2025	Packers	2	0	0	0	0	0	0	0.0	0.0	0	0	0	0	0	0	0	0	0	0	0	0	0	0	0	0	0
NFL TOTALS		24	1	0	0	0	0	0	0.0	0.0	0	0	0	0	0	0	0	1	0	0	4	2	2	0	1	0	0

BO MELTON'S NFL POSTSEASON DEFENSIVE STATISTICS

		TACKLES									INTERCEPTIONS										ST				MISC		
YEAR	TEAM	GP	GS	TK	S	A	TFL	YDS	SK	YDS	QBH	NO	YDS	LG	TD	PD	FF	FR	TD	YDS	TK	S	A	FF	FR	S	A
2023	Packers	2	0	0	0	0	0	0	0.0	0.0	0	0	0	0	0	0	0	0	0	0	0	0	0	0	0	0	0
2024	Packers	1	0	0	0	0	0	0	0.0	0.0	0	0	0	0	0	0	0	0	0	0	0	1	1	0	0	0	0
NFL TOTALS		3	0	0	0	0	0	0	0.0	0.0	0	0	0	0	0	0	0	0	0	0	1	1	0	0	0	0	0

BO MELTON'S NFL REGULAR-SEASON RUSHING/RECEIVING STATISTICS

DATE	TEAM	GP	GS	RECEIVING					RUSHING				
				NO.	YDS.	AVG.	LG	TD	NO.	YDS.	AVG.	LG	TD
2023	Packers	5	1	16	218	13.6	37	1	3	21	7.0	12	0
2024	Packers	17	0	8	91	11.4	28	0	8	54	6.8	16	0
2025	Packers	2	0	0	0	0.0	0	0	0	0	0.0	0	0
NFL TOTALS		24	1	24	309	12.9	37	1	11	75	6.8	16	0

BO MELTON'S NFL POSTSEASON RUSHING/RCEIVING STATISTICS

DATE	TEAM	GP	GS	RECEIVING					RUSHING				
				NO.	YDS.	AVG.	LG	TD	NO.	YDS.	AVG.	LG	TD
2023	Packers	2	0	2	26	13.0	19t	1	0	0	0.0	0	0
2024	Packers	1	0	1	16	16.0	16	0	0	0	0.0	0	0
NFL TOTALS		3	0	3	42	14.0	19t	1	0	0	0.0	0	0



SINGLE-GAME HIGHS: DEFENSIVE

Special Teams Tackles

1 at Minnesota Vikings, Dec 31, 2023

SINGLE-GAME HIGHS: RUSHING/RECEIVING

Rush Attempts	2 vs. Arizona Cardinals, Oct 13, 2024 2 vs. Indianapolis Colts, Sep 15, 2024 ...1 more at 2.
Rushing Yards	27 vs. Arizona Cardinals, Oct 13, 2024 14 vs. Chicago Bears, Jan 07, 2024
Longest Runs	16 vs. Arizona Cardinals, Oct 13, 2024 16 vs. Indianapolis Colts, Sep 15, 2024
Receptions	6 at Minnesota Vikings, Dec 31, 2023 5 vs. Chicago Bears, Jan 07, 2024
Receiving Yards	105 at Minnesota Vikings, Dec 31, 2023 62 vs. Chicago Bears, Jan 07, 2024
Receiving Average	17.5 at Minnesota Vikings, Dec 31, 2023 12.4 vs. Chicago Bears, Jan 07, 2024

Longest Receptions	37 at Minnesota Vikings, Dec 31, 2023 28 vs. Minnesota Vikings, Sep 29, 2024 ...1 more at 28.
Receiving TDs	1 at Minnesota Vikings, Dec 31, 2023
Longest Kickoff Return	15 vs. Chicago Bears, Jan 05, 2025
Special Teams Tackles	1 at Minnesota Vikings, Dec 31, 2023
Most TDs	1 at Minnesota Vikings, Dec 31, 2023
Scrimmage Yards	105 at Minnesota Vikings, Dec 31, 2023 76 vs. Chicago Bears, Jan 07, 2024

2025 GXG REGULAR SEASON (PACKERS)

DATE	OPPONENT	P/S	TK	S	A	SK	YDS	INT	PD	FF	FR
09/07	Lions	P	0	0	0	0.0	0.0	0	0	0	0
09/11	Commanders		INACTIVE/INJURY								
09/21	at Browns	P	0	0	0	0.0	0.0	0	0	0	0
2025 TOTALS		2-0	0	0	0	0.0	0.0	0	0	0	0

Ht: 6-3 | Wt: 308 | Born: June 4, 2001 | NFL Games Played/Started: 10/0 | Acquired: D5a-24

- » Played in 10 games as a rookie last season, seeing time on special teams.
- » Appeared in 59 games with 58 starts in his five seasons at Duke, opening games at three different spots on the offensive line (34 at right guard, 12 at center, 12 at right tackle).
- » Earned second-team All-Atlantic Coast honors in 2023 and twice earned All-ACC honorable mention (2021-22) while also being a two-time team captain (2022-23).
- » Anchored the defense in 2023 as the Blue Devils ranked tied for No. 24 in the nation in sacks allowed per game in 2023 (1.9 sacks per game, 13 games).
- » Selected by the Packers with the first of two picks in the fifth round (No. 163 overall) of the 2024 NFL Draft, becoming the second offensive lineman from Duke to be drafted by Green Bay (G Jesse Birchfield, 23rd round in 1956).

2025 SEASON: Placed on injured reserve/designated for return on Aug. 26.

DATE	TEAM	GP	GS
2024	Packers	10	0
NFL TOTALS		10	0

DATE	OPPONENT	P/S	
09/07	Lions		INJURED RESERVE - DESIGNATED FOR RETURN
09/11	Commanders		INJURED RESERVE - DESIGNATED FOR RETURN
09/21	at Browns		INJURED RESERVE - DESIGNATED FOR RETURN
2025 TOTAL \$		0-0	

JORDAN
MORGAN
77

TACKLE/GUARD
ARIZONA



Second NFL Season | Second Packers Season

Ht: 6-5 | Wt: 311 | Born: August 4, 2001 | NFL Games Played/Started: 9/2 | Acquired: D1-24

AT A GLANCE

- » Played in six games with one start as a rookie last season, opening at left guard in place of Elgton Jenkins in Week 9 vs. Detroit with Jenkins moving to center for an injured Josh Myers.
- » Saw action at right guard as part of a rotation with Sean Rhyan in five games (Weeks 1-2, 6-8) in 2024.
- » Appeared in 41 games with 37 starts at left tackle during his five seasons at the University of Arizona, starting all 33 games he played in over his final three seasons.
- » Earned first-team All-Pacific-12 honors from The Associated Press and from the coaches in 2023, helping the Wildcats rank No. 20 in the nation in total offense (448.0 ypg), No. 8 in passing offense (308.3 ypg) and No. 18 in scoring offense (34.6 ppg).
- » Allowed only two sacks in 787 snaps of work in 2023 as he led the Arizona offensive line in total blocking grade (84.3), run-blocking grade (77.0) and pass-blocking grade (87.3), per Pro Football Focus.
- » Started all 10 games he played in at LT during the 2022 season, taking home first-team AP All-Pac-12 recognition after allowing just one sack in 670 snaps of action and helping Arizona rank No. 6 in the nation in passing offense (318.4 ypg).
- » Selected by the Packers in the first round (No. 25 overall) of the 2024 NFL Draft, the first offensive lineman from the University of Arizona to be picked in the first round since John Fina (No. 27 overall) by Buffalo in 1992.

2025 SEASON: Has appeared in all three games with one start at LG...**Vs. Detroit (Sept. 7):** Appeared on 20 plays on offense, playing 15 snaps at RG in a rotation with Sean Rhyan and five snaps at LG in the fourth quarter in place of an injured Aaron Banks (ankle). Also appeared on five plays on special teams...**Vs. Washington (Sept. 11):** Started at LG in place of an injured Banks (ankle/groin), appearing on all 68 snaps and helping to protect QB Jordan Love as he threw for 292 yards and two TDs with no INTs on 19-of-31 passing (113.9 rating)...**At Cleveland (Sept. 21):** Played on 64 of 65 offensive snaps, taking over at RT for an injured Zach Tom (oblique) on the second play of the game and then shifting to LG for the second half in place of an injured Banks (groin).

JORDAN MORGAN'S NFL REGULAR-SEASON STATISTICS

DATE	TEAM	GP	GS
2024	Packers	6	1
2025	Packers	3	1
NFL TOTALS		9	2

2025 GYG REGULAR SEASON (PACKERS)

DATE	OPPONENT	P/S
09/07	Lions	P
09/11	Commanders	S
09/21	at Browns	P
2025 TOTALS		3-1



LUKE
MUSGRAVE
88

TIGHT END
OREGON STATE

Third NFL Season | Third Packers Season

G

Ht: 6-6 | Wt: 253 | Born: September 2, 2000 | NFL Games Played/Started: 21/13 | Acquired: D2a-23



- AT A GLANCE
- » Tied the franchise rookie record (Bubba Franks, 2000) for the most receptions by a tight end with 34 in 2023 despite missing six contests due to injury.
 - » Finished with 352 receiving yards in 2023, good for No. 3 among rookie TEs in team history behind only Franks (363 in 2000) and Tucker Kraft (355 in 2023).
 - » Ranked No. 3 in the NFL among rookie tight ends in receptions and yards per reception (min. 20 rec.) and No. 4 in receiving yards in 2023.
 - » Ranked No. 2 among Pacific-12 tight ends and No. 8 among tight ends in the Power Five in yards per reception (14.3) in 2021-22.
 - » Set career highs in games played (13), games started (nine), receptions (22) and receiving yards (304) in 2021. Also blocked a punt and returned it 27 yards for a TD.
 - » Became the highest-drafted tight end out of Oregon State in school history and was the highest-drafted TE by Green Bay since Franks (first round, No. 14 overall) in 2000.

2025 SEASON: Has appeared in all three games with one start and has posted three receptions for 36 yards (12.0 avg.)...**Vs. Detroit (Sept. 7):** Started as the Packers opened with two tight ends and played 17 snaps on offense. Posted a 4-yard reception...**Vs. Washington (Sept. 11):** Appeared on 21 snaps, recording two receptions for 32 yards (16.0 avg.)...**At Cleveland (Sept. 21):** Played 13 snaps on offense and four on special teams.

POSTSEASON COMPARISON: RECEIVING - DALLAS COWBOYS

DATE	OPP	W/L	GP/GS	REC	YDS.	AVG.	TD	LG	TGTS	YAC
1/14/24	GB @ DAL	W	S	3	52	17.3	1	38t	3	22
TOTALS		1/0	1/1	3	52	17.3	1	38t	3	22

LUKE MUSGRAVE'S NFL REGULAR-SEASON RECEIVING STATISTICS

		RECEIVING								
DATE	TEAM	GP	GS	NO.	YDS.	AVG.	LG	TD		
2023	Packers	11	9	34	352	10.4	37	1		
2024	Packers	7	3	7	45	6.4	19	0		
2025	Packers	3	1	3	36	12.0	23	0		
NFL TOTALS		21	13	44	433	9.8	37	1		

LUKE MUSGRAVE'S NFL POSTSEASON RECEIVING STATISTICS

		RECEIVING								
DATE	TEAM	GP	GS	NO.	YDS.	AVG.	LG	TD		
2023	Packers	2	1	6	66	11.0	38t	1		
2024	Packers	1	0	0	0	0.0	0	0		
NFL TOTALS		3	1	6	66	11.0	38t	1		

SINGLE-GAME HIGHS: RECEIVING

Receptions

6 at Las Vegas Raiders, Oct 09, 2023
6 vs. New Orleans Saints, Sep 24, 2023

Receiving Yards

64 at Pittsburgh Steelers, Nov 12, 2023
51 vs. Los Angeles Rams, Nov 05, 2023

Receiving Average

17.0 vs. Los Angeles Rams, Nov 05, 2023
16.7 at Chicago Bears, Sep 10, 2023

Longest Receptions

37 at Chicago Bears, Sep 10, 2023
36 at Pittsburgh Steelers, Nov 12, 2023

Receiving TDs

1 vs. Los Angeles Rams, Nov 05, 2023

2025 GXG REGULAR SEASON (PACKERS)

		RECEIVING						
DATE	OPPONENT	P/S	NO.	YDS.	AVG.	LG	TD	
09/07	Lions	S	1	4	4.0	4	0	
09/11	Commanders	P	2	32	16.0	23	0	
09/21	at Browns	P	0	0	0.0	0	0	
2025 TOTALS		3-1	3	36	12.0	23	0	

NICK NIEMANN

31

LINEBACKER
IOWA

Fifth NFL Season | First Packers Season



Ht: 6-3 | Wt: 234 | Born: December 2, 1997 | NFL Games Played/Started: 67/3 | Acquired: FA-25

AT A GLANCE

- » Registered 51 tackles (26 solo), a tackle for a loss, a QB hit, an interception, three passes defended and a fumble recovery on defense from 2021-24.
- » His 36 special teams tackles from 2021-24 are tied for No. 13 in the league in that time frame.
- » Tied for fifth in the league and third in the AFC for special teams tackles (14) in 2021.
- » Appeared in 64 games with three starts with the Chargers from 2021-24, tying for the team lead in games played over that span.
- » Drafted by the Los Angeles Chargers in the sixth round (185th overall) of the 2021 NFL Draft.

2025 SEASON: Has played in all three games on special teams, recording a team-high six special teams tackles...Is tied for No. 3 in the NFL in special team tackles...**Vs. Detroit (Sept. 7):** Saw action on 15 special teams snaps in his debut with the Packers and led the team with a career-high four tackles. Became the first Packer to register four special teams tackles in a game since LB Jayrone Elliott posted four at Buffalo on Dec. 14, 2014...**Vs. Washington (Sept. 11):** Appeared on 16 special teams snaps and recorded a tackle...**At Cleveland (Sept. 21):** Played 16 special teams snaps and recorded a tackle.

REGULAR-SEASON COMPARISON: DEFENSIVE - DALLAS COWBOYS

DATE	OPP	W/L	GP/GS	TACKLES					SACK	YDS.	INT	TFL	PD	QBH	TD	MISC		
				TOT	SOLO	ASST										FF	FR	
9/19/21	LAC vs. DAL	L	P	0	0	0	0.0	0.0	0.0	0	0	0	0	0	0	0	0	0
10/16/23	LAC vs. DAL	L	P	0	0	0	0.0	0.0	0.0	0	0	0	0	0	0	0	0	0
TOTALS		0/2	2/0	0	0	0	0.0	0.0	0.0	0	0	0	0	0	0	0	0	0

NICK NIEMANN'S NFL REGULAR-SEASON DEFENSIVE STATISTICS

		TACKLES										INTERCEPTIONS										ST				MISC			
YEAR	TEAM	GP	GS	TK	S	A	TFL	YDS	SK	YDS	QBH	NO	YDS	LG	TD	PD	FF	FR	TD	YDS	TK	S	A	FF	FR	S	A		
2021	Chargers	17	0	8	5	3	0	0	0.0	0.0	0	1	0	0	0	1	0	0	0	0	14	10	4	0	0	0	0	0	
2022	Chargers	17	0	0	0	0	0	0	0.0	0.0	0	0	0	0	0	0	0	0	0	0	3	0	3	0	0	0	0	0	
2023	Chargers	17	3	33	16	17	1	3	0.0	0.0	1	0	0	0	0	1	0	1	0	0	8	7	1	0	0	0	0	0	
2024	Chargers	13	0	10	5	5	0	0	0.0	0.0	0	0	0	0	0	1	0	0	0	0	11	6	5	0	0	0	0	0	
2025	Packers	3	0	0	0	0	0	0	0.0	0.0	0	0	0	0	0	0	0	0	0	0	6	3	3	0	0	0	0	0	
NFL TOTALS		67	3	51	26	25	1	3	0.0	0.0	1	1	0	0	0	3	0	1	0	0	42	26	16	0	0	0	0	0	

NICK NIEMANN'S NFL POSTSEASON DEFENSIVE STATISTICS

		TACKLES										INTERCEPTIONS										ST						MISC	
YEAR	TEAM	GP	GS	TK	S	A	TFL	YDS	SK	YDS	QBH	NO	YDS	LG	TD	PD	FF	FR	TD	YDS	TK	S	A	FF	FR	S	A		
2022	Chargers	1	0	0	0	0	0	0	0.0	0.0	0	0	0	0	0	0	0	0	0	0	0	0	0	0	0	0	0		
2024	Chargers	1	0	0	0	0	0	0	0.0	0.0	0	0	0	0	0	0	0	0	0	0	1	0	1	0	0	0	0		
NFL TOTALS		2	0	0	0	0	0	0	0.0	0.0	0	0	0	0	0	0	0	0	0	0	1	0	1	0	0	0	0		

SINGLE-GAME HIGHS: DEFENSIVE

Total Tackles 4 at Baltimore Ravens, Oct 17, 2021
2 vs. Denver Broncos, Jan 02, 2022
Solo Tackles 2 at Baltimore Ravens, Oct 17, 2021
1 vs. Denver Broncos, Jan 02, 2022
...2 more at 1.
Passes Defensed 1 vs. New York Giants, Dec 12, 2021

Interceptions 1 vs. New York Giants, Dec 12, 2021
Special Teams Tackles 4 vs. Detroit Lions, Sep 07, 2025
4 at Cleveland Browns, Nov 03, 2024

2025 GXG REGULAR SEASON (PACKERS)

DATE	OPPONENT	P/S	TK	S	A	SK	YDS	INT	PD	FF	FR
09/07	Lions	P	0	0	0	0	0	0	0	0	0
09/11	Commanders	P	0	0	0	0	0	0	0	0	0
09/21	at Browns	P	0	0	0	0	0	0	0	0	0
2025 TOTALS		3-0	0	0	0	0	0	0	0	0	0

KEISEAN NIXON 25

CORNERBACK
SOUTH CAROLINA

Seventh NFL Season | Fourth Packers Season



Ht: 5-10 | Wt: 200 | Born: June 22, 1997 | NFL Games Played/Started: 94/37 | Acquired: FA-22



AT A GLANCE

- » First name is pronounced KEY-shawn.
- » Started a career-high 15 games in 2024 and posted career bests in tackles (88), solo tackles (61), sacks (three), tackles for a loss (eight), QB hits (six), passes defended (seven) and forced fumbles (three).
- » Became the first Green Bay defensive back (since 2000) to post three-plus sacks and three-plus forced fumbles in a season.
- » Was the only cornerback in the NFL to appear in all 17 regular-season games and post an INT in each of the last three seasons (2022-24).
- » Was one of only two players in the NFL (Giants LB Bobby Okereke) to register 150-plus tackles (167), three-plus sacks (3½), 10-plus tackles for a loss (11), multiple INTs (two), three-plus forced fumbles (three) and multiple fumble recoveries (two) over the last two seasons (2023-24).
- » Became the fourth kick returner to be named first-team All-Pro by The Associated Press in back-to-back years (2022-23), joining Cordarrelle Patterson (2019-20), Devin Hester (2006-07) and Mel Gray (1990-91). Became the first Packer to earn a spot on the AP All-Pro team at KR since the position was added in 1976.
- » Among players with 50-plus career kickoff returns, ranks No. 2 in franchise history with an average of 27.94 yards per return (Dave Hampton, 28.16).
- » In 2022-23, joined Al Carmichael (1956-57) as the only players in team history to lead the NFL in kickoff return yards in back-to-back seasons (min. 20 att.).
- » Spent the first three years of his career (2019-21) with the Raiders, appearing in 40 games with two starts.

2025 SEASON: Has started all three contests, recording 12 tackles (11 solo), a tackle for a loss and a team-best five passes defended (tied for No. 2 in the NFL). **..Vs. Detroit (Sept. 7):** Played all 67 defensive snaps, posting six tackles (five solo) and a tackle for a loss when he came up to stop RB David Montgomery for a loss of 2 yards on a pass to the left flat. Four of his five tackles came within 4 yards of the line of scrimmage (2, -2, 4, 3). **..Vs. Washington (Sept. 11):** Saw action on all 69 defensive snaps, posting two tackles (both solo) and a career-best five passes defended. It was the most by a Packer since CB Jaire Alexander recorded five at the Los Angeles Rams on Oct. 28, 2018. Also played eight snaps on special teams, returning two punts for 3 yards (1.5 avg.). Broke up passes on a third-and-9 in the second quarter and a fourth-and-4 in the fourth quarter. **..At Cleveland (Sept. 21):** Played 63 of 66 defensive snaps and posted four tackles (all solo).

REGULAR-SEASON COMPARISON: DEFENSIVE - DALLAS COWBOYS

DATE	OPP	W/L	GP/GS	TACKLES			ASST	SACK	YDS.	INT	TFL	PD	QBH	MISC		
				TOT	SOLO	FF								TD	FF	FR
11/13/22	GB vs. DAL	W	P	0	0	0	0	0.0	0.0	0	0	0	0	0	0	0
TOTALS		1/0	1/0	0	0	0	0	0.0	0.0	0	0	0	0	0	0	0

POSTSEASON COMPARISON: DEFENSIVE - DALLAS COWBOYS

DATE	OPP	W/L	GP/GS	TACKLES			ASST	SACK	YDS.	INT	TFL	PD	QBH	MISC		
				TOT	SOLO	FF								TD	FF	FR
1/14/24	GB @ DAL	W	S	11	7	4	1.0	6.0	0	1	2	1	0	0	0	0
TOTALS		1/0	1/1	11	7	4	1.0	6.0	0	1	2	1	0	0	0	0

REGULAR-SEASON COMPARISON: KICK RETURNS - DALLAS COWBOYS

DATE	OPP	W/L	GP/GS	NO.	YDS.	AVG.	LG	TD
11/13/22	GB vs. DAL	W	P	5	103	20.6	26	0
TOTALS		1/0	1/0	5	103	20.6	26	0

POSTSEASON COMPARISON: KICK RETURNS - DALLAS COWBOYS

DATE	OPP	W/L	GP/GS	NO.	YDS.	AVG.	LG	TD
1/14/24	GB @ DAL	W	S	0	0	0	0	0
TOTALS		1/0	1/1	0	0	0	0	0

REGULAR-SEASON COMPARISON: PUNT RETURNS - DALLAS COWBOYS

DATE	OPP	W/L	GP/GS	NO.	YDS.	AVG.	LG	TD
11/13/22	GB vs. DAL	W	P	2	19	9.5	13	0
TOTALS		1/0	1/0	2	19	9.5	13	0

POSTSEASON COMPARISON: PUNT RETURNS - DALLAS COWBOYS

DATE	OPP	W/L	GP/GS	NO.	YDS.	AVG.	LG	TD
1/14/24	GB @ DAL	W	S	0	0	0	0	0
TOTALS		1/0	1/1	0	0	0	0	0



KEISEAN NIXON'S NFL REGULAR-SEASON DEFENSIVE STATISTICS

YEAR	TEAM	GP	GS	TK	S	TACKLES					INTERCEPTIONS										ST				MISC	
						A	TFL	YDS	SK	YDS	QBH	NO	YDS	LG	TD	PD	FF	FR	TD	YDS	TK	S	A	FF	S	A
2019	Raiders	14	0	3	3	0	0	0.0	0.0	0	0	0	0	0	1	0	0	0	0	0	9	9	0	0	0	0
2020	Raiders	15	1	9	6	3	0	0	0.0	0.0	1	0	0	0	0	0	0	0	0	0	5	3	2	0	0	0
2021	Raiders	11	1	8	6	2	0	0	0.0	0.0	1	0	0	0	0	0	0	0	0	0	4	1	3	0	0	0
2022	Packers	17	4	17	14	3	1	2	0.0	0.0	0	1	1	1	0	2	1	0	0	0	6	4	2	0	0	0
2023	Packers	17	13	79	58	21	3	8	0.5	4.0	1	1	2	2	0	6	0	0	0	0	1	1	0	0	2	0
2024	Packers	17	15	88	61	27	8	34	3.0	19.0	6	1	16	16	0	7	3	0	0	0	0	0	0	0	0	0
2025	Packers	3	3	12	11	1	1	6	0.0	0.0	0	0	0	0	0	0	0	0	0	0	0	0	0	0	0	0
NFL TOTALS		94	37	216	159	57	13	50	3.5	23.0	9	3	19	16	0	21	4	0	0	0	25	18	7	0	2	0

KEISEAN NIXON'S NFL POSTSEASON DEFENSIVE STATISTICS

YEAR	TEAM	GP	GS	TK	S	TACKLES					INTERCEPTIONS										ST				MISC	
						A	TFL	YDS	SK	YDS	QBH	NO	YDS	LG	TD	PD	FF	FR	TD	YDS	TK	S	A	FF	S	A
2021	Raiders	1	0	0	0	0	0	0	0.0	0.0	0	0	0	0	0	0	0	0	0	0	2	0	2	0	0	0
2023	Packers	2	1	16	10	6	1	6	1.0	6.0	1	0	0	0	0	2	0	0	0	0	0	0	0	0	0	0
2024	Packers	1	0	2	1	1	0	0	0.0	0.0	0	0	0	0	0	0	0	0	0	0	0	0	0	0	0	0
NFL TOTALS		4	1	18	11	7	1	6	1.0	6.0	1	0	0	0	0	2	0	0	0	0	2	0	2	0	0	0

KEISEAN NIXON'S NFL REGULAR-SEASON RETURN STATISTICS

DATE	TEAM	KICKOFF RETURNS					PUNT RETURNS					
		RET.	YDS.	AVG.	LG	TD	NO.	FC	YDS.	AVG.	LG	TD
2019	Raiders	3	63	21.0	26	0	0	0	0	0.0	0	0
2020	Raiders	3	21	7.0	18	0	0	0	0	0.0	0	0
2021	Raiders	0	0	0.0	0	0	0	0	0	0.0	0	0
2022	Packers	35	1,009	28.8	105t	1	11	0	140	12.7	24	0
2023	Packers	30	782	26.1	51	0	14	1	95	6.8	34	0
2024	Packers	18	528	29.3	43	0	4	0	48	12.0	39	0
2025	Packers	0	0	0.0	0	0	2	0	3	1.5	3	0
NFL TOTALS		89	2,403	27.0	105t	1	31	1	286	9.2	39	0

KEISEAN NIXON'S NFL POSTSEASON RETURN STATISTICS

DATE	TEAM	KICKOFF RETURNS					PUNT RETURNS					
		RET.	YDS.	AVG.	LG	TD	NO.	FC	YDS.	AVG.	LG	TD
2021	Raiders	0	0	0.0	0	0	0	0	0	0.0	0	0
2023	Packers	2	97	48.5	73	0	0	0	0	0.0	0	0
2024	Packers	4	95	23.8	28	0	0	0	0	0.0	0	0
NFL TOTALS		6	192	32.0	73	0	0	0	0	0.0	0	0

SINGLE-GAME HIGHS: DEFENSIVE

Total Tackles 11 at Minnesota Vikings, Dec 31, 2023
10 at Detroit Lions, Dec 05, 2024
Solo Tackles 8 at Minnesota Vikings, Dec 29, 2024
7 at Minnesota Vikings, Dec 31, 2023
Sacks 1.0 vs. Minnesota Vikings, Sep 29, 2024
1.0 at Philadelphia Eagles, Sep 06, 2024
Passes Defensed 5 vs. Washington Commanders, Sep 11, 2025
2 at Detroit Lions, Dec 05, 2024
...1 more at 2.

Forced Fumbles 1 vs. San Francisco 49ers, Nov 24, 2024
1 vs. Minnesota Vikings, Sep 29, 2024
...1 more at 1.
Tackles For Loss 2 vs. Chicago Bears, Jan 05, 2025
2 at Philadelphia Eagles, Sep 06, 2024
Interceptions 1 at Detroit Lions, Dec 05, 2024
1 vs. Kansas City Chiefs, Dec 03, 2023
...1 more at 1.

SINGLE-GAME HIGHS: SPECIAL TEAMS

Kickoff Returns 5 at Pittsburgh Steelers, Nov 12, 2023
5 vs. Detroit Lions, Sep 28, 2023
...3 more at 5.
Kickoff Return Yards 172 at Philadelphia Eagles, Nov 27, 2022
139 at Pittsburgh Steelers, Nov 12, 2023
105t vs. Minnesota Vikings, Jan 01, 2023
93 at Miami Dolphins, Dec 25, 2022
Punt Return Yards 39 vs. Arizona Cardinals, Oct 13, 2024
39 vs. Detroit Lions, Jan 08, 2023
Longest Punt Return 39 vs. Arizona Cardinals, Oct 13, 2024
34 vs. Detroit Lions, Sep 28, 2023

Punt Returns 4 vs. Detroit Lions, Jan 08, 2023
2 vs. Washington Commanders, Sep 11, 2025
...7 more at 2.
Punt Return Average 9.5 vs. Detroit Lions, Jan 08, 2023
Kickoff Return Average 34.4 at Philadelphia Eagles, Nov 27, 2022
27.8 at Pittsburgh Steelers, Nov 12, 2023
Special Teams Tackles 3 at Los Angeles Chargers, Dec 22, 2019
2 at Washington Commanders, Oct 23, 2022
...3 more at 2.

2025 GXG REGULAR SEASON (PACKERS)

DATE	OPPONENT	P/S	TK	S	A	SK	YDS	INT	PD	FF	FR
09/07	Lions	S	6	5	1	0.0	0.0	0	0	0	0
09/11	Commanders	S	2	2	0	0.0	0.0	0	5	0	0
09/21	Browns	S	4	4	0	0.0	0.0	0	0	0	0
2025 TOTALS		3-3	12	11	1	0.0	0.0	0	5	0	0

2025 GXG REGULAR SEASON (PACKERS)

DATE	OPPONENT	P/S	KICKOFF RETURNS					PUNT RETURNS					W/L	SCORE	
			RET	YDS	AVG	LG	TD	NO	FC	YDS	AVG	LG			TD
09/07	Lions	S	0	0	0.0	0	0	0	0	0	0.0	0	0	W	27-13
09/11	Commanders	S	0	0	0.0	0	0	2	0	3	1.5	3	0	W	27-18
09/21	at Browns	S	0	0	0.0	0	0	0	0	0	0.0	0	0	L	10-13
2025 TOTALS		3-3	0	0	0.0	0	0	2	0	3	1.5	3	0	2-1	



KITAN
OLADAPO
27

SAFETY
OREGON STATE

Second NFL Season | Second Packers Season

G

Ht: 6-2 | Wt: 216 | Born: October 10, 2000 | NFL Games Played/Started: 12/0 | Acquired: D5b-24



AT A GLANCE

- » Name is pronounced kuh-TAWN oh-luh-DAPP-oh.
- » Appeared in nine games as a rookie, recording four tackles (one solo) on defense and three tackles on special teams.
- » Played in 46 games with 38 starts in five seasons (2019-23) at Oregon State, recording 248 tackles (145 solo), 15½ tackles for a loss, 6½ sacks, five QB hurries, three INTs, 27 passes defended, two forced fumbles and a fumble recovery.
- » Earned first-team All-America honors from Pro Football Focus and first-team All-Pacific-12 recognition from The Associated Press in 2023.
- » Earned first-team all-state honors at Central Catholic High School (Portland Ore.), helping the Rams to a state title in 2017.

2025 SEASON: Has played in all three games on special teams, recording two tackles...**Vs. Detroit (Sept. 7):** Appeared on 11 special teams snaps and registered one tackle...**Vs. Washington (Sept. 11):** Saw action on 12 special teams snaps and posted one tackle...**At Cleveland (Sept. 21):** Played six special teams snaps.

KITAN OLADAPO'S NFL REGULAR-SEASON DEFENSIVE STATISTICS

		TACKLES								INTERCEPTIONS								ST				MISC						
YEAR	TEAM	GP	GS	TK	S	A	TFL	YDS	SK	YDS	QBH	NO	YDS	LG	TD	PD	FF	FR	TD	YDS	TK	S	A	FF	FR	S	A	
2024	Packers	9	0	4	1	3	0	0	0.0	0.0	0	0	0	0	0	0	0	0	0	0	3	1	2	0	0	0	0	0
2025	Packers	3	0	0	0	0	0	0	0.0	0.0	0	0	0	0	0	0	0	0	0	0	2	1	1	0	0	0	0	0
NFL TOTALS		12	0	4	1	3	0	0	0.0	0.0	0	0	0	0	0	0	0	0	0	0	5	2	3	0	0	0	0	0

KITAN OLADAPO'S NFL POSTSEASON DEFENSIVE STATISTICS

		TACKLES										INTERCEPTIONS										ST				MISC	
YEAR	TEAM	GP	GS	TK	S	A	TFL	YDS	SK	YDS	QBH	NO	YDS	LG	TD	PD	FF	FR	TD	YDS	TK	S	A	FF	FR	S	A
2024	Packers	1	0	0	0	0	0	0	0.0	0.0	0	0	0	0	0	0	0	0	0	0	0	0	0	0	0	0	0
NFL TOTALS		1	0	0	0	0	0	0	0.0	0.0	0	0	0	0	0	0	0	0	0	0	0	0	0	0	0	0	0

SINGLE-GAME HIGHS: DEFENSIVE

Total Tackles 4 vs. Chicago Bears, Jan 05, 2025
Solo Tackles 1 vs. Chicago Bears, Jan 05, 2025

Special Teams Tackles 1 vs. Chicago Bears, Jan 05, 2025
1 vs. New Orleans Saints, Dec 23, 2024
...1 more at 1.

2025 GXG REGULAR SEASON (PACKERS)

DATE	OPPONENT	P/S	TK	S	A	SK	YDS	INT	PD	FF	FR
09/07	Lions	P	0	0	0	0.0	0	0	0	0	0
09/11	Commanders	P	0	0	0	0.0	0	0	0	0	0
09/21	at Browns	P	0	0	0	0.0	0	0	0	0	0
2025 TOTALS		3-0	0	0	0	0.0	0	0	0	0	0

MATT ORZECH

42

LONG SNAPPER
AZUSA PACIFIC

Sixth NFL Season | Third Packers Season



Ht: 6-3 | Wt: 245 | Born: April 12, 1995 | NFL Games Played/Started: 87/0 | Acquired: UFA (LAR)-23

AT A GLANCE

- » Last name is pronounced OR-zick.
- » Appeared in 84 regular-season games during his first five seasons in the league, handling snapping duties for all 34 contests for the Packers the last two seasons (2023-24), for all 34 games for the Los Angeles Rams in 2021-22 and all 16 games for the Jacksonville Jaguars in 2019.
- » Snapped for K Brandon McManus in 2024, who ranked No. 2 in the NFL in FG percentage (95.2, 20 of 21), the second-best single-season mark in team history (min. one attempt per game) and the top mark among Green Bay kickers with 20-plus attempts in a season.
- » Has snapped for Packers P Daniel Whelan, who registered two of the top three single-season averages for punting in franchise history, posting a 46.2-yard average in 2023 (No. 2) and a 46.1-yard mark last season (No. 3).
- » Helped Rams K Matt Gay connect on 60 of 64 FGs in 2021-22, a 93.8 percentage that ranked No. 2 in the NFL over that span.
- » Handled snapping duties for the Packers during three playoff contests in 2023-24 and for the Rams for all four of their postseason games in 2021 as the team captured a world title with a win over the Cincinnati Bengals in Super Bowl LVI.
- » Played in 46 games with eight starts during his five seasons at Azusa Pacific (2013-15, 2017-18), seeing time at tight end and long snapper.

2025 SEASON: Has played in all three games, handling the snapping duties for all punts and placements...**Vs. Detroit (Sept. 7):** Played eight special teams snaps, handling snapping duties for all punts and placements. Snapped for P Daniel Whelan, who punted three times for an average of 54.7 yards, including two punts placed inside the 20...**Vs. Washington (Sept. 11):** Appeared on 10 special teams snaps, handling snapping duties for all punts and placements. Helped K Brandon McManus connect on a season-long 56-yard FG in the fourth quarter...**At Cleveland (Sept. 21):** Saw action on eight special teams snaps, handling snapping duties for all punts and placements. Snapped for P Daniel Whelan, who had a 63-yard punt in the fourth quarter.

MATT ORZECH'S NFL REGULAR-SEASON STATISTICS

DATE	TEAM	GP
2019	Jaguars	16
2021	Rams	17
2022	Rams	17
2023	Packers	17
2024	Packers	17
2025	Packers	3
NFL TOTALS		87

MATT ORZECH'S NFL POSTSEASON STATISTICS

DATE	TEAM	GP
2021	Rams	4
2023	Packers	2
2024	Packers	1
NFL TOTALS		7

2025 GXG REGULAR SEASON (PACKERS)

DATE	OPPONENT	P
09/07	Lions	P
09/11	Commanders	P
09/21	at Browns	P
2025 TOTALS		3

2025 GXG REGULAR SEASON (PACKERS)

DATE	OPPONENT	P/S	RECEIVING					RUSHING				
			NO.	YDS.	AVG.	LG	TD	NO.	YDS.	AVG.	LG	TD
09/07	Lions	P	0	0	0.0	0	0	0	0	0.0	0	0
09/11	Commanders	P	0	0	0.0	0	0	0	0	0.0	0	0
09/21	at Browns	P	0	0	0.0	0	0	0	0	0.0	0	0
2025 TOTALS			3-0	0	0	0.0	0	0	0	0.0	0	0



MICAH PARSONS

1

DEFENSIVE LINEMAN
PENN STATE

Fifth NFL Season | First Packers Season



Ht: 6-3 | Wt: 250 | Born: May 26, 1999 | NFL Games Played/Started: 66/65 | Acquired: T-25 (Dal.)

AT A GLANCE

- » Acquired by the Packers from the Cowboys on Aug. 28 in exchange for DL Kenny Clark and first-round draft selections in 2026 and 2027.
- » Was originally selected in the first round (No. 12 overall) of the 2021 NFL Draft by Dallas.
- » Ranks in the top five in the league in sacks (54, No. 5), QB hits (119, No. 4, per TruMedia) and Next Gen Stat QB pressures (321, No. 2) since entering the NFL in 2021.
- » Registered 12-plus sacks in each of his first four NFL seasons (2021-24), joining DE Reggie White (1985-88) as the only players in league history (since 1982) to accomplish that feat.
- » Posted 52.5 sacks in 2021-24, the fifth-most sacks by a player in his first four seasons in league history (since 1982). Posted 18 multi-sack games over that span, tied for the second most in an NFL player's first four seasons (White, 23).
- » Was one of only three NFL players to register 50-plus sacks and 300-plus QB pressures in 2021-24, joining Bengals DE Trey Hendrickson and Browns DE Myles Garrett.
- » Earned All-Pro honors from The Associated Press three times (first-team honors in 2021-22 and second-team recognition in 2023), and in 2021 became the first Cowboy to win AP Defensive Rookie of the Year.
- » As a sophomore at Penn State in 2019, played in all 13 games with 12 starts and led the defense for the second consecutive season, finishing with 109 tackles (25 more than the second place finisher), 14 tackles for losses (second), 5.0 sacks (tied for third), five breakups, four hurries, four forced fumbles and a fumble recovery.

2025 SEASON: Has played in three games with two starts, recording five tackles (three solo), 1.5 sacks, a tackle for a loss, six QB hits (No. 2 on the team, tied for No. 6 in the NFL) and a team-best 19 Next Gen Stat pressures (No. 2 in the NFL)...**Vs. Detroit (Sept. 7):** Played 30 defensive snaps in his Packers debut, recording a tackle (solo), a tackle for a loss, a QB hit and a sack when he chased down QB Jared Goff, who fled the pocket, for a loss of 4 yards on a second-and-10 with just over four minutes to play in the fourth quarter. It marked his fourth straight Week 1 game with at least one sack. It was his 12th sack over his last 10 games played. Finished No. 2 on the team with three NGS QB pressures, including pressuring Goff late in the second quarter on a play that resulted in an interception by S Evan Williams...**Vs. Washington (Sept. 11):** Made first start as a Packer, appearing on 47 defensive snaps and registering two tackles (both assists), a team-best three QB hits, a half-sack and eight NGS QB pressures. Beat the tackle with an inside move and teamed with LB Edgerrin Cooper to take down QB Jayden Daniels on a third-and-3 early in the third quarter...**At Cleveland (Sept. 21):** Started and appeared in 51 defensive snaps, posting two tackles (both solo), two QB hits and a team-best eight NGS QB pressures. Is the only player in the NFL this season to register two games with eight-plus NGS QB pressures. Week 3 was the league-high 15th time he has posted eight-plus QB pressures in a game since entering the NFL in 2021 (per TruMedia).

MICAH PARSONS' NFL REGULAR-SEASON DEFENSIVE STATISTICS

		TACKLES										INTERCEPTIONS										ST				MISC			
YEAR	TEAM	GP	GS	TK	S	A	TFL	YDS	SK	YDS	QBH	NO	YDS	LG	TD	PD	FF	FR	TD	YDS	TK	S	A	FF	FR	S	A		
2021	Cowboys	16	16	64	52	12	35	13.0	120.0	42	0	0	0	0	3	3	0	0	0	0	0	0	0	0	0	0	0		
2022	Cowboys	17	17	54	34	20	5	10	13.5	89	69	0	0	0	3	3	3	1	36	0	0	0	0	0	0	0	0		
2023	Cowboys	17	17	56	27	29	7	17	14.0	116.0	91	0	0	0	2	1	1	0	0	0	0	0	0	0	0	0	0		
2024	Cowboys	13	13	38	20	18	2	6	12.0	82.0	72	0	0	0	0	1	2	0	0	0	0	0	0	0	0	0	0		
2025	Packers	3	2	5	3	2	1	4	1.5	9.0	6	0	0	0	0	0	0	0	0	0	0	0	0	0	0	0	0		
NFL TOTALS		66	65	217	136	81	27	72	54.0	416.0	280	0	0	0	9	9	4	1	36	0	0	0	0	0	0	0	0		

MICAH PARSONS' NFL POSTSEASON DEFENSIVE STATISTICS

		TACKLES										INTERCEPTIONS										ST				MISC			
YEAR	TEAM	GP	GS	TK	S	A	TFL	YDS	SK	YDS	QBH	NO	YDS	LG	TD	PD	FF	FR	TD	YDS	TK	S	A	FF	FR	S	A		
2021	Cowboys	1	1	8	6	2	3	0.0	0.0	1	0	0	0	0	0	0	0	0	0	0	0	0	0	0	0	0	0		
2022	Cowboys	2	2	7	4	3	1	2	1.0	8.0	15	0	0	0	0	3	0	0	0	0	0	0	0	0	0	0	0		
2023	Cowboys	1	1	2	1	1	0	0	0.0	0.0	3	0	0	0	0	0	0	0	0	0	0	0	0	0	0	0	0		
NFL TOTALS		4	4	17	11	6	3	5	1.0	8.0	19	0	0	0	0	3	0	0	0	0	0	0	0	0	0	0	0		

SINGLE-GAME HIGHS: DEFENSIVE

Total Tackles	9 vs. New York Giants, Oct 10, 2021 8 at Minnesota Vikings, Oct 31, 2021 7 at Minnesota Vikings, Oct 31, 2021 7 vs. New York Giants, Oct 10, 2021	Forced Fumbles	1 vs. Tampa Bay Buccaneers, Dec 22, 2024 1 vs. Philadelphia Eagles, Nov 10, 2024 ...7 more at 1.
Solo Tackles	2.5 vs. Washington Commanders, Jan 05, 2025 2.5 at Carolina Panthers, Nov 19, 2023 ...1 more at 2.5.	Fumble Recoveries	1 vs. New York Jets, Sep 17, 2023 1 at Tennessee Titans, Dec 29, 2022 ...2 more at 1.
Sacks	2 at Philadelphia Eagles, Oct 16, 2022 1 at Cleveland Browns, Sep 08, 2024 ...6 more at 1.	Tackles For Loss	4 at Minnesota Vikings, Oct 31, 2021 2 vs. Detroit Lions, Dec 30, 2023 ...2 more at 2.
Passes Defensed			

2025 GXG REGULAR SEASON (PACKERS)

DATE OPPONENT	P/S	TK	S	A	SK	YDS	INT	PD	FF	FR
09/07 Lions	P	1	1	0	1.0	4.0	0	0	0	0
09/11 Commanders	S	2	0	2	0.5	5.0	0	0	0	0
09/21 at Browns	S	2	2	0	0.0	0.0	0	0	0	0
2025 TOTALS	3-2	5	3	2	1.5	9.0	0	0	0	0

JAYDEN REED

11

WIDE RECEIVER
MICHIGAN STATE

Third NFL Season | Third Packers Season



Ht: 5-11 | Wt: 187 | Born: April 28, 2000 | NFL Games Played/Started: 35/24 | Acquired: D2b-23

AT A GLANCE

- » Is the only player in league history to post 750-plus receiving yards, 55-plus receptions, six-plus receiving TDs, 100-plus rushing yards and a rushing TD in each of his first two NFL seasons (2023-24) and is one of just three NFL players to hit those marks in back-to-back seasons (WR Bobby Mitchell, 1966-67; RB Marshall Faulk, 2000-01).
- » Among wide receivers with 100-plus targets, ranks No. 1 in the NFL since 2023 in passer rating when targeted (127.4).
- » Is the only WR in team history to post 900-plus yards from scrimmage in both of his first two seasons.
- » Was the only player in the NFL in 2024 with 800-plus receiving yards (857) and 150-plus rushing yards (163) and became the first player to hit those marks in a season in team history.
- » Set a franchise rookie record with 64 receptions in 2023, eclipsing WR Sterling Sharpe's mark of 55 catches in 1988. His 119 career catches rank No. 2 by a Packer in his first two NFL seasons behind only Sharpe (145 in 1988-89).
- » Became the first rookie in NFL history to post 100-plus rushing yards, multiple rushing TDs, 60-plus receptions, 750-plus receiving yards and eight-plus receiving TDs.
- » Played three seasons at Michigan State (2020-22), earning second-team All-Big Ten honors from the coaches as a receiver and third-team recognition as a kick/punt returner from the media in 2022.

2025 SEASON: Has appeared in two games with one start, posting three receptions for 45 yards (15.0 avg.) and a TD along with two punt returns for 21 yards (10.5 avg.)...Was placed on injured reserve on Sept. 20...**Vs. Detroit (Sept. 7):** Played 18 snaps on offense and posted a team-high three catches for 45 yards (15.0 avg.), including a 17-yard TD grab midway through the second quarter. Also returned two punts for 21 yards (10.5 avg.), including a 20-yarder early in the fourth quarter...**Vs. Washington (Sept. 11):** Played five snaps, but sustained a shoulder injury on Green Bay's opening drive attempting to make a TD catch and did not return.

POSTSEASON COMPARISON: RECEIVING - DALLAS COWBOYS

DATE	OPP	W/L	GP/GS	REC	YDS.	AVG.	TD	LG	TGTS	YAC
1/14/24	GB @ DAL	W	P	0	0	0	0	0	3	0
TOTALS		1/0	1/0	0	0	0	0	0	3	0

JAYDEN REED'S NFL REGULAR-SEASON RUSHING/RECEIVING STATISTICS

DATE	TEAM	GP	GS	RECEIVING				RUSHING			
				NO.	YDS.	AVG.	LG	TD	NO.	YDS.	AVG.
2023	Packers	16	13	64	793	12.4	59	8	11	119	10.8
2024	Packers	17	10	55	857	15.6	70†	6	20	163	8.2
2025	Packers	2	1	3	45	15.0	26	1	0	0	0.0
NFL TOTALS		35	24	122	1,695	13.9	70†	15	31	282	9.1

JAYDEN REED'S NFL POSTSEASON RUSHING/RECEIVING STATISTICS

DATE	TEAM	GP	GS	RECEIVING				RUSHING			
				NO.	YDS.	AVG.	LG	TD	NO.	YDS.	AVG.
2023	Packers	2	1	4	35	8.8	27	0	1	9	9.0
2024	Packers	1	1	4	46	11.5	20	0	0	0	0.0
NFL TOTALS		3	2	8	81	10.1	27	0	1	9	9.0

JAYDEN REED'S NFL REGULAR-SEASON RETURN STATISTICS

DATE	TEAM	NO.	FC	PUNT RETURNS		
				YDS.	AVG.	LG
2023	Packers	11	14	94	8.5	35
2024	Packers	14	30	110	7.9	16
2025	Packers	2	0	21	10.5	20
NFL TOTALS		27	44	225	8.3	35

JAYDEN REED'S NFL POSTSEASON RETURN STATISTICS

DATE	TEAM	NO.	FC	PUNT RETURNS		
				YDS.	AVG.	LG
2023	Packers	2	4	16	8.0	12
2024	Packers	2	1	26	13.0	20
NFL TOTALS		4	5	42	10.5	20



SINGLE-GAME HIGHS: RUSHING/RECEIVING/RETURNS

Rush Attempts	4 at New York Giants, Dec 11, 2023	Longest Receptions	70t at Philadelphia Eagles, Sep 06, 2024
	3 vs. Chicago Bears, Jan 05, 2025		59 vs. Chicago Bears, Jan 07, 2024
	...2 more at 3.		2 vs. Miami Dolphins, Nov 28, 2024
Rushing Yards	46 vs. Los Angeles Chargers, Nov 19, 2023	Receiving TDs	2 at Minnesota Vikings, Dec 31, 2023
	38 at New York Giants, Dec 11, 2023		...1 more at 2.
	33t at Philadelphia Eagles, Sep 06, 2024		54 at Chicago Bears, Sep 10, 2023
Longest Runs	32t vs. Los Angeles Chargers, Nov 19, 2023	Punt Return Yards	22 vs. Los Angeles Rams, Nov 05, 2023
	1 at New York Giants, Dec 11, 2023		35 at Chicago Bears, Sep 10, 2023
	1 vs. Los Angeles Chargers, Nov 19, 2023		22 vs. Los Angeles Rams, Nov 05, 2023
Rushing TDs	8 at New York Giants, Dec 11, 2023	Longest Punt Return	3 at Chicago Bears, Sep 10, 2023
	7 vs. Minnesota Vikings, Sep 29, 2024		2 vs. Detroit Lions, Sep 07, 2025
	139 vs. Minnesota Vikings, Sep 29, 2024		...6 more at 2.
Receptions	138 at Philadelphia Eagles, Sep 06, 2024	Punt Returns	2 vs. Miami Dolphins, Nov 28, 2024
	34.5 at Philadelphia Eagles, Sep 06, 2024		2 at Philadelphia Eagles, Sep 06, 2024
	28.0 vs. Chicago Bears, Jan 07, 2024		...2 more at 2.
Receiving Yards		Most TDs	171 at Philadelphia Eagles, Sep 06, 2024
			141 vs. Minnesota Vikings, Sep 29, 2024
Receiving Average		Scrimmage Yards	

2025 GXG REGULAR SEASON (PACKERS)

DATE	OPPONENT	P/S	RECEIVING					RUSHING				
			NO.	YDS.	AVG.	LG	TD	NO.	YDS.	AVG.	LG	TD
09/07	Lions	P	3	45	15.0	26	1	0	0	0.0	0	0
09/11	Commanders	S	0	0	0.0	0	0	0	0	0.0	0	0
09/21	at Browns		INJURED RESERVE									
2025 TOTALS		2-1	3	45	15.0	26	1	0	0	0.0	0	0

2025 GXG REGULAR SEASON (PACKERS)

DATE	OPPONENT	P/S	KICKOFF RETURNS					PUNT RETURNS					W/L	SCORE
			RET	YDS	AVG	LG	TD	NO	FC	YDS	AVG	LG	TD	
09/07	Lions	P	0	0	0.0	0	0	2	0	21	10.5	20	0	W
09/11	Commanders	S	0	0	0.0	0	0	0	0	0	0.0	0	0	W
09/21	at Browns		INJURED RESERVE										L	10-13
2025 TOTALS		2-1	0	0	0.0	0	0	2	0	21	10.5	20	0	2-1

SEAN RHYAN

75

GUARD
UCLA

Fourth NFL Season | Fourth Packers Season



Ht: 6-5 | Wt: 321 | Born: September 15, 2000 | NFL Games Played/Started: 33/20 | Acquired: D3-22

AT A GLANCE

- » Started all 17 games at right guard in 2024 and helped the offense rank No. 2 in sacks allowed (22) and No. 5 in total offense (370.8 ypg), rushing offense (146.8 ypg) and yards per play (6.14), one of only two teams in the league (Baltimore) to rank in the top five in the NFL in all four of those categories and the Packers' first time doing so since 2003.
- » Part of an offense that posted 2,496 rushing yards last season, the second most in a season in team history (2,558 in 2003), and 142 rushing first downs, tied for the second most in franchise history (145 in 1962).
- » Played in 12 contests for the Packers in 2023, splitting time at RG with Jon Runyan for the final four regular-season games and both playoff contests.
- » Part of a line that did not allow a sack in the 2023 playoffs, the first time in franchise history that the Packers did not give up a sack in back-to-back games in a single postseason.
- » Selected by the Packers in the third round (No. 92 overall) of the 2022 NFL Draft, becoming the first UCLA offensive lineman to be drafted by Green Bay since C Mike Flanagan (third round) in 1996.
- » Started all 31 games he appeared in at LT during his three years at UCLA, helping the Bruins rank No. 2 in the Pac-12 with an average of 193.5 rushing yards per game from 2019-21.

2025 SEASON: Has started all three games at RG...**Vs. Detroit (Sept. 7):** Started at RG and appeared on 33 of 48 snaps as part of a line that did not allow a sack of QB Jordan Love. Helped protect Love as he connected on 16 of 22 passes for 188 yards and two TDs with no INTs (128.6 rating)...**Vs. Washington (Sept. 11):** Started at RG and played all 68 snaps, helping to block for Love as he threw for 292 yards and two TDs with no INTs on 19-of-31 passing (113.9 rating)...**At Cleveland (Sept. 21):** Started at RG and played all 65 snaps.

SEAN RHYAN'S NFL REGULAR-SEASON STATISTICS

DATE	TEAM	GP	GS
2022	Packers	1	0
2023	Packers	12	0
2024	Packers	17	17
2025	Packers	3	3
NFL TOTALS		33	20

SEAN RHYAN'S NFL POSTSEASON STATISTICS

DATE	TEAM	GP	GS
2023	Packers	2	0
2024	Packers	1	1
NFL TOTALS		3	1

2025 GXG REGULAR SEASON (PACKERS)

DATE	OPPONENT	P/S
09/07	Lions	S
09/11	Commanders	S
09/21	at Browns	S
2025 TOTALS		3-3

BEN
SIMS
89

TIGHT END
BAYLOR

Third NFL Season | Third Packers Season



Ht: 6-5 | Wt: 250 | Born: May 16, 2000 | NFL Games Played/Started: 35/6 | Acquired: W-23 (Min.)

AT A GLANCE

- » Played in all 34 games over the last two seasons with six starts, one of four players on offense to appear in every game for Green Bay in 2023-24.
- » Made a career-high five starts last season, finishing with four catches for 42 yards (10.5 avg.)
- » Played in all 17 games with one start for Green Bay as a rookie in 2023, posting four catches for 21 yards (5.3 avg.) and a TD.
- » Registered his first TD catch in the NFL vs. Kansas City in Week 13 in 2023, capping off Green Bay's opening drive with a 1-yard TD grab from QB Jordan Love.
- » Signed with the Minnesota Vikings as an undrafted free agent in May 2023 and was claimed off waivers by the Packers on Aug. 31, 2023.
- » Among tight ends at Baylor, finished No. 1 in school history in receiving TDs (12), No. 2 in receptions (78) and No. 4 in receiving yards (785).
- » Caught nine TD passes in 2021, the most by a tight end in a season in school history.

2025 SEASON: Has appeared in one game and has been inactive (healthy scratch) for the other two contests...**Vs. Detroit (Sept. 7):** Inactive (healthy scratch)...**Vs. Washington (Sept. 11):** Inactive (healthy scratch)...**At Cleveland (Sept. 21):** Made his season debut, appearing on three snaps on special teams.

POSTSEASON COMPARISON: RECEIVING - DALLAS COWBOYS

DATE	OPP	W/L	GP/GS	REC	YDS.	AVG.	TD	LG	TGTS	YAC
1/14/24	GB @ DAL	W	P	0	0	0	0	0	0	0
TOTALS		1/0	1/0	0	0	0	0	0	0	0

BEN SIMS' NFL REGULAR-SEASON RECEIVING STATISTICS

DATE	TEAM	GP	GS	RECEIVING					
				NO.	YDS.	AVG.	LG	TD	
2023	Packers	17	1	4	21	5.3	12	1	
2024	Packers	17	5	4	42	10.5	28	0	
2025	Packers	1	0	0	0	0.0	0	0	
NFL TOTALS		35	6	8	63	7.9	28	1	

BEN SIMS' NFL POSTSEASON RECEIVING STATISTICS

DATE	TEAM	GP	GS	RECEIVING					
				NO.	YDS.	AVG.	LG	TD	
2023	Packers	2	0	1	4	4.0	4	0	
NFL TOTALS		2	0	1	4	4.0	4	0	

SINGLE-GAME HIGHS: RECEIVING

Receptions 2 vs. Arizona Cardinals, Oct 13, 2024
1 at Minnesota Vikings, Dec 31, 2023
...3 more at 1.

Receiving Yards 38 vs. Arizona Cardinals, Oct 13, 2024
12 at Las Vegas Raiders, Oct 09, 2023

Longest Receptions 28 vs. Arizona Cardinals, Oct 13, 2024
12 at Las Vegas Raiders, Oct 09, 2023

Receiving TDs 1 vs. Kansas City Chiefs, Dec 03, 2023

2025 GXG REGULAR SEASON (PACKERS)

DATE	OPPONENT	P/S	RECEIVING						RUSHING					
			NO.	YDS.	AVG.	LG	TD		NO.	YDS.	AVG.	LG	TD	
09/07	Lions								INACTIVE INACTIVE					
09/11	Commanders													
09/21	at Browns	P	0	0	0.0	0	0	0	0	0	0.0	0	0	
2025 TOTALS		1-0	0	0	0.0	0	0	0	0	0	0.0	0	0	



BARRYN
SORRELL
99

DEFENSIVE LINEMAN
TEXAS

Rookie



Ht: 6-3 | Wt: 256 | Born: December 22, 2002 | NFL Games Played/Started: 2/0 | Acquired: D4-25

AT A GLANCE

- » Played in 49 games with 40 starts in four seasons (2021-24) at Texas, starting his final 30 college contests and leading the Longhorns with 15½ sacks over his final three seasons.
- » In 2024, tied his career high with 44 tackles (16 solo) while setting career highs for tackles for a loss (11), sacks (six) and QB hurries (team-high 12).
- » Was the only Longhorn with 10-plus tackles for a loss, 10-plus QB hurries and six-plus sacks in 2024.
- » Earned All-Big 12 honorable mention from the league's coaches in 2023 after recording 37 tackles (career-high 17 solo), four sacks, 4½ tackles for a loss and a team-best 10 QB hurries.
- » Selected by the Packers in the fourth round (No. 124 overall) of the 2025 NFL Draft, becoming the first defensive player from the University of Texas to be drafted by Green Bay since DB Bobby Dillon in 1952.
- » Was an all-state and academic all-state honoree as well as an all-district selection at Holy Cross High School (New Orleans, La.), where he played defensive end, defensive tackle and tight end during his career.

2025 SEASON: Has played in two games and has recorded a half-sack...**Vs. Detroit (Sept. 7):** Inactive (knee)...**Vs. Washington (Sept. 11):** Made his NFL debut, appearing on eight defensive snaps. Recorded his first NFL sack when he split a sack of QB Jayden Daniels with DL Karl Brooks in the fourth quarter...**At Cleveland (Sept. 21):** Played on six defensive snaps and six snaps on special teams.

BARRYN SORRELL'S NFL REGULAR-SEASON DEFENSIVE STATISTICS

YEAR	TEAM	TACKLES										INTERCEPTIONS								ST				MISC			
		GP	GS	TK	S	A	TFL	YDS	SK	YDS	QBH	NO	YDS	LG	TD	PD	FF	FR	TD	YDS	TK	S	A	FF	FR	S	A
2025	Packers	2	0	1	0	1	0	0	0.5	1.0	1	0	0	0	0	0	0	0	0	0	0	0	0	0	0	0	0
NFL TOTALS		2	0	1	0	1	0	0	0.5	1.0	1	0	0	0	0	0	0	0	0	0	0	0	0	0	0	0	0

2025 GXG REGULAR SEASON (PACKERS)

DATE	OPPONENT	P/S	TK	S	A	SK	YDS	INT	PD	FF	FR
09/07	Lions		INACTIVE/INJURY								
09/11	Commanders	P	1	0	1	0.5	1.0	0	0	0	0
09/21	at Browns	P	0	0	0	0.0	0.0	0	0	0	0
2025 TOTALS		2-0	1	0	1	0.5	1.0	0	0	0	0

BARRYN SORRELL'S COLLEGE DEFENSIVE STATISTICS

		TACKLES										INTERCEPTIONS										ST				MISC	
YEAR	TEAM	GP	GS	TK	S	A	TFL	YDS	SK	YDS	QBH	NO	YDS	LG	TD	PD	FF	FR	TD	YDS	TK	S	A	FF	FR	S	A
2021	Texas	6	0	7	3	4	1.0	3.0	0.0	0.0	0	0	0	0	0	0	0	0	0	0	0	0	0	0	0	0	0
2022	Texas	13	10	44	16	28	9.0	55.0	5.5	46.0	7	0	0	0	0	1	1	0	0	0	0	0	0	0	0	0	0
2023	Texas	14	14	37	17	20	4.5	33.0	4.0	32.0	11	0	0	0	0	0	0	0	0	0	0	0	0	0	0	0	0
2024	Texas	16	16	44	16	28	11.0	54.0	6.0	37.0	12	0	0	0	0	1	0	0	0	0	0	0	0	0	0	0	0
TOTALS		49	40	132	52	80	25.5	145.0	15.5	115.0	30	0	0	0	0	2	1	0	0	0	0	0	0	0	0	0	0

NAZIR STACKHOUSE 93

DEFENSIVE LINEMAN
GEORGIA

Rookie



Ht: 6-4 | Wt: 327 | Born: April 18, 2002 | NFL Games Played/Started: 3/0 | Acquired: FA-25

AT A GLANCE

- » Signed by Green Bay as an undrafted free agent on May 2, 2025.
- » Played in 59 games with 42 starts in five seasons at Georgia (2020-24), recording 96 tackles (46 solo), nine tackles for a loss, three sacks, three passes defended, an interception and a blocked kick on special teams.
- » Was part of two national championship teams for the Bulldogs, helping Georgia win back-to-back titles in 2021-22.

2025 SEASON: Has played in all three games on defense and special teams, recording one assisted tackle on defense...**Vs. Detroit (Sept. 7):** Made his NFL debut, playing on eight defensive snaps and four snaps on special teams. Recorded his first career tackle (assist) on a 4-yard run by RB David Montgomery in the first quarter...**Vs. Washington (Sept. 11):** Played on three defensive snaps and six snaps on special teams...**At Cleveland (Sept. 21):** Played on 10 defensive snaps and five special teams snaps.

NAZIR STACKHOUSE'S NFL REGULAR-SEASON DEFENSIVE STATISTICS

YEAR	TEAM	TACKLES										INTERCEPTIONS										ST				MISC	
		GP	GS	TK	S	A	TFL	YDS	SK	YDS	QBH	NO	YDS	LG	TD	PD	FF	FR	TD	YDS	TK	S	A	FF	FR	S	A
2025	Packers	3	0	1	0	1	0	0	0.0	0.0	0	0	0	0	0	0	0	0	0	0	0	0	0	0	0	0	0
NFL TOTALS		3	0	1	0	1	0	0	0.0	0.0	0	0	0	0	0	0	0	0	0	0	0	0	0	0	0	0	0

2025 GXG REGULAR SEASON (PACKERS)

DATE	OPPONENT	P/S	TK	S	A	SK	YDS	INT	PD	FF	FR
09/07	Lions	P	1	0	1	0.0	0.0	0	0	0	0
09/11	Commanders	P	0	0	0	0.0	0.0	0	0	0	0
09/21	at Browns	P	0	0	0	0.0	0.0	0	0	0	0
2025 TOTALS		3-0	1	0	1	0.0	0.0	0	0	0	0

ZACH TOM 50

OFFENSIVE LINEMAN
WAKE FOREST

Fourth NFL Season | Fourth Packers Season



Ht: 6-4 | Wt: 304 | Born: March 26, 1999 | NFL Games Played/Started: 45/41 | Acquired: D4b-22

AT A GLANCE

- » Has played in 45 games with 41 starts in his first four NFL seasons, opening games at three different spots on the offensive line (36 at RT, four at LT, one at LG).
- » Was one of only two offensive linemen in the NFL (Texans T Tytus Howard) to start 35-plus games in 2022-24 and not be penalized for holding (per TruMedia).
- » Part of a line that has allowed one sack/zero sacks in 22 of the 41 games that he has started in his career.
- » In his first two seasons as a full-time starter (2023-24), helped Green Bay rank No. 2 in the NFL over that span in sacks allowed (52) and sack percentage (4.7).
- » Started all 17 games at RT last season and earned first-team All-Pro honors from Pro Football Focus after helping the Packers rank No. 2 in sacks allowed (22) and No. 5 in total offense (370.8 ypg), rushing offense (146.8 ypg) and yards per play (6.14), Green Bay's first time finishing in the top five in all of those categories since 2003.
- » Started every game at RT in 2023 and helped the Packers rank No. 3 in the NFL in sacks allowed (30) and No. 4 in sack percentage (4.9).
- » Appeared in 48 games with 37 starts (23 at LT, 14 at C) over the course of four seasons at Wake Forest (2018-21), giving up just two sacks in 3,107 collegiate snaps.

2025 SEASON: Has played in two games, starting both at RT...Has been inactive for one game...**Vs. Detroit (Sept. 7):** Started at RT and appeared on 30 of 48 snaps as part of a line that did not allow a sack of QB Jordan Love. Helped protect Love as he connected on 16 of 22 passes for 188 yards and two TDs with no INTs (128.6 rating). Sustained a hip injury late in the third quarter and did not return...**Vs. Washington (Sept. 11):** Inactive (oblique)...**At Cleveland (Sept. 21):** Started at RT, but departed the game after one snap due to an oblique injury.

ZACH TOM'S NFL REGULAR-SEASON STATISTICS

DATE	TEAM	GP	GS
2022	Packers	9	5
2023	Packers	17	17
2024	Packers	17	17
2025	Packers	2	2
NFL TOTALS		45	41

ZACH TOM'S NFL POSTSEASON STATISTICS

DATE	TEAM	GP	GS
2023	Packers	2	2
2024	Packers	1	1
NFL TOTALS		3	3

2025 GXG REGULAR SEASON (PACKERS)

DATE	OPPONENT	P/S	
09/07	Lions	S	INACTIVE/INJURY
09/11	Commanders		
09/21	at Browns	S	
2025 TOTALS		2-2	

CARRINGTON VALENTINE

24

CORNERBACK
KENTUCKY

Third NFL Season | Third Packers Season



Ht: 6-0 | Wt: 189 | Born: September 9, 2001 | NFL Games Played/Started: 35/20 | Acquired: D7a-23

AT A GLANCE

- » Saw action in 15 games with seven starts in 2024, recording 30 tackles (16 solo), five passes defended (No. 4 on the team), a career-high two interceptions and a career-best two forced fumbles.
- » Led the team and ranked No. 7 among NFL rookies with nine passes defended in 2023. Dating back to 2000, became the sixth Green Bay rookie to post nine-plus passes defended and the first since CB Eric Stokes (14) in 2021.
- » Played in all 17 games with 12 starts and recorded 42 tackles (32 solo) and a fumble recovery as a rookie in 2023.
- » Started all three playoff games in his first two seasons (2023-24) and posted 17 tackles (team-best 12 solo), the second most on the team over that span (CB Keisean Nixon, 18).
- » Played in 35 career games with 25 straight starts to finish his career at Kentucky (2020-22). In 2022, led the Wildcats and ranked No. 9 in the Southeastern Conference in passes defended with 11.

2025 SEASON: Has played in all three games with one start, recording four tackles (three solo)...**Vs. Detroit (Sept. 7):** Started and played all 67 defensive snaps, recording one solo tackle. Also played eight special teams snaps...**Vs. Washington (Sept. 11):** Played on 42 defensive snaps and registered two solo tackles. Also saw action on eight special teams snaps...**At Cleveland (Sept. 21):** Appeared on 22 defensive snaps and recorded an assisted tackle. Also played seven special teams snaps.

POSTSEASON COMPARISON: DEFENSIVE - DALLAS COWBOYS

DATE	OPP	W/L	GP/GS	TACKLES				SOLO	ASST	SACK	YDS.	INT	TFL	PD	QBH	TD	MISC		
				TK	SK	YDS	YDS										FF	FR	FR
1/14/24	GB @ DAL	W	S	8	6	2	0.0	0.0	0	0	0	0	0	0	0	0	0	0	0
TOTALS		1/0	1/1	8	6	2	0.0	0.0	0	0	0	0	0	0	0	0	0	0	0

CARRINGTON VALENTINE'S NFL REGULAR-SEASON DEFENSIVE STATISTICS

		TACKLES										INTERCEPTIONS										ST				MISC	
YEAR	TEAM	GP	GS	TK	S	A	TFL	YDS	SK	YDS	QBH	NO	YDS	LG	TD	PD	FF	FR	TD	YDS	TK	S	A	FF	FR	S	A
2023	Packers	17	12	42	32	10	0	0	0.0	0.0	0	0	0	0	0	9	0	1	0	50	2	1	1	0	0	0	0
2024	Packers	15	7	30	16	14	0	0	0.0	0.0	0	2	51	31	0	5	2	0	0	0	2	2	0	0	0	0	0
2025	Packers	3	1	4	3	1	0	0	0.0	0.0	0	0	0	0	0	0	0	0	0	0	0	0	0	0	0	0	0
NFL TOTALS		35	20	76	51	25	0	0	0.0	0.0	0	2	51	31	0	14	2	1	0	50	4	3	1	0	0	0	0

CARRINGTON VALENTINE'S NFL POSTSEASON DEFENSIVE STATISTICS

		TACKLES										INTERCEPTIONS										ST				MISC	
YEAR	TEAM	GP	GS	TK	S	A	TFL	YDS	SK	YDS	QBH	NO	YDS	LG	TD	PD	FF	FR	TD	YDS	TK	S	A	FF	FR	S	A
2023	Packers	2	2	12	9	3	0	0	0.0	0.0	0	0	0	0	0	0	0	0	0	0	0	0	0	0	0	0	0
2024	Packers	1	1	5	3	2	0	0	0.0	0.0	0	0	0	0	0	0	0	0	0	0	0	0	0	0	0	0	0
NFL TOTALS		3	3	17	12	5	0	0	0.0	0.0	0	0	0	0	0	0	0	0	0	0	0	0	0	0	0	0	0

SINGLE-GAME HIGHS: DEFENSIVE

Total Tackles 9 at Chicago Bears, Nov 17, 2024
8 at Denver Broncos, Oct 22, 2023
7 at Denver Broncos, Oct 22, 2023
Solo Tackles 4 at Chicago Bears, Nov 17, 2024
...3 more at 4.
Passes Defended 3 vs. Los Angeles Chargers, Nov 19, 2023
3 vs. Los Angeles Rams, Nov 05, 2023
Forced Fumbles 1 vs. Chicago Bears, Jan 05, 2025
1 vs. New Orleans Saints, Dec 23, 2024

Fumble Recoveries 1 at New York Giants, Dec 11, 2023
Interceptions 1 at Minnesota Vikings, Dec 29, 2024
1 at Seattle Seahawks, Dec 15, 2024
Interception Return Yards 31 at Minnesota Vikings, Dec 29, 2024
20 at Seattle Seahawks, Dec 15, 2024
Special Teams Tackles 2 vs. Minnesota Vikings, Oct 29, 2023
1 vs. Chicago Bears, Jan 05, 2025
...1 more at 1.

2025 GXG REGULAR SEASON (PACKERS)

DATE	OPPONENT	P/S	TK	S	A	SK	YDS	INT	PD	FF	FR
09/07	Lions	S	1	1	0	0.0	0.0	0	0	0	0
09/11	Commanders	P	2	2	0	0.0	0.0	0	0	0	0
09/21	at Browns	P	1	0	1	0.0	0.0	0	0	0	0
2025 TOTALS		3-1	4	3	1	0.0	0.0	0	0	0	0



LUKAS VAN NESS

90

DEFENSIVE LINEMAN
IOWA

Third NFL Season | Third Packers Season



Ht: 6-5 | Wt: 272 | Born: July 6, 2001 | NFL Games Played/Started: 37/1 | Acquired: D1-23

AT A GLANCE

- » Joined LB Clay Matthews as the only Packers since 2000 to post six-plus tackles for a loss in both of his first two NFL seasons (2023-24).
- » Played in all 17 contests in 2024 and was tied for No. 2 on the team with 27 Next Gen Stat QB pressures.
- » Saw action in all 17 games as a rookie in 2023, registering 32 tackles (24 solo), eight tackles for a loss (tied for No. 2 on the team), a pass defended, four sacks and 10 QB hits (No. 5 on the team).
- » Has appeared in all three postseason contests over his first two seasons, recording nine tackles (five solo), a sack, a QB hit and a tackle for a loss.
- » Earned second-team All-Big Ten honors from the conference's coaches and media as a redshirt sophomore in 2022, playing both end and tackle and recording 38 tackles (17 solo), a team-high 11 tackles for a loss and 6½ sacks (tied for team lead).
- » Earned first-team all-state honors from the Champaign News Gazette as a senior in 2019 at Barrington (Ill.) High School after posting 67 tackles, eight tackles for a loss, 17 QB pressures, five sacks, a forced fumble and a blocked punt.

2025 SEASON: Has played in all three games with one start, posting nine tackles (five solo), a half-sack, two tackles for a loss, four QB hits and eight Next Gen Stat QB pressures (tied for No. 3 on the team)...**Vs. Detroit (Sept. 7):** Started and played 36 defensive snaps, recording four tackles (one solo), a half-sack, a tackle for a loss, a QB hit and two NGS QB pressures. Teamed with DL Rashan Gary in the third quarter to bring QB Jared Goff down for a loss of 6 yards on third-and-6, forcing a punt. Tracked down RB Jahmyr Gibbs on a pass to the right flat for a loss of 2 yards on a third-and-7 in the first quarter, forcing a punt. All four of his stops came within 3 yards of the line of scrimmage (1, -2, 3, -6)...**Vs. Washington (Sept. 11):** Saw action on 35 defensive snaps, posting three tackles (all solo), a tackle for a loss, a QB hit and an NGS QB pressure. All three stops took place within 4 yards for line of scrimmage (-1, 4, 1)...**At Cleveland (Sept. 28):** Played 30 defensive snaps, recording two tackles (one solo) and two QB hits, and was No. 2 on the team with five NGS QB pressures. The plays he recorded a QB hit on resulted in an incompletion and an interception.

POSTSEASON COMPARISON: DEFENSIVE - DALLAS COWBOYS

DATE	OPP	TACKLES										MISC			
		W/L	GP/GS	TOT	SOLO	ASST	SACK	YDS.	INT	TFL	PD	QBH	TD	FF	FR
1/14/24	GB @ DAL	W	P	3	2	1	1.0	5.0	0	1	0	1	0	0	0
TOTALS		1/0	1/0	3	2	1	1.0	5.0	0	1	0	1	0	0	0

LUKAS VAN NESS' NFL REGULAR-SEASON DEFENSIVE STATISTICS

YEAR	TEAM	GP	GS	TK	S	TACKLES					INTERCEPTIONS										ST				MISC			
						A	TFL	YDS	SK	YDS	QBH	NO	YDS	LG	TD	PD	FF	FR	TD	YDS	TK	S	A	FF	FR	S	A	
2023	Packers	17	0	32	24	8	8	40	4.0	31.0	10	0	0	0	0	1	0	0	0	0	0	0	0	0	0	0	0	0
2024	Packers	17	0	30	20	10	6	29	3.0	6.0	6	0	0	0	0	0	1	1	0	0	0	3	2	1	0	0	0	0
2025	Packers	3	1	9	5	4	2	3	0.5	3.0	4	0	0	0	0	0	0	0	0	0	0	0	0	0	0	0	0	0
NFL TOTALS		37	1	71	49	22	16	72	7.5	40.0	20	0	0	0	0	1	1	1	0	0	3	2	1	0	0	0	0	0

LUKAS VAN NESS' NFL POSTSEASON DEFENSIVE STATISTICS

		TACKLES									INTERCEPTIONS									ST				MISC			
YEAR	TEAM	GP	GS	TK	S	A	TFL	YDS	SK	YDS	QBH	NO	YDS	LG	TD	PD	FF	FR	TD	YDS	TK	S	A	FF	FR	S	A
2023	Packers	2	0	5	4	1	1	5	1.0	5.0	1	0	0	0	0	0	0	0	0	0	0	0	0	0	0	0	0
2024	Packers	1	0	4	1	3	0	0	0.0	0.0	0	0	0	0	0	0	0	0	0	0	0	0	0	0	0	0	0
NFL TOTALS		3	0	9	5	4	1	5	1.0	5.0	1	0	0	0	0	0	0	0	0	0	0	0	0	0	0	0	0

SINGLE-GAME HIGHS: DEFENSIVE

Total Tackles 5 at Los Angeles Rams, Oct 06, 2024
4 vs. Detroit Lions, Sep 07, 2025
...1 more at 4.

Solo Tackles 3 vs. Washington Commanders, Sep 11, 2025
3 at Jacksonville Jaguars, Oct 27, 2024
...4 more at 3.

Sacks 1.0 vs. Miami Dolphins, Nov 28, 2024
1.0 vs. San Francisco 49ers, Nov 24, 2024
...5 more at 1.0.

Passes Defensed 1 vs. Minnesota Vikings, Oct 29, 2023

Forced Fumbles 1 vs. San Francisco 49ers, Nov 24, 2024
Fumble Recoveries 1 at Tennessee Titans, Sep 22, 2024
Tackles For Loss 2 vs. Miami Dolphins, Nov 28, 2024
1 vs. Washington Commanders, Sep 11, 2025
...13 more at 1.

Special Teams Tackles 1 vs. San Francisco 49ers, Nov 24, 2024
1 at Tennessee Titans, Sep 22, 2024

2025 GXG REGULAR SEASON (PACKERS)

DATE	OPPONENT	P/S	TK	S	A	SK	YDS	INT	PD	FF	FR
09/07	Lions	S	4	1	3	0.5	3.0	0	0	0	0
09/11	Commanders	P	3	3	0	0.0	0.0	0	0	0	0
09/21	at Browns	P	2	1	1	0.0	0.0	0	0	0	0
2025 TOTALS		3-1	9	5	4	0.5	3.0	0	0	0	0



QUAY WALKER

7

LINEBACKER
GEORGIA

Fourth NFL Season | Fourth Packers Season



Ht: 6-4 | Wt: 241 | Born: May 8, 2000 | NFL Games Played/Started: 47/46 | Acquired: D1a-22

AT A GLANCE

- » Became just the second Packer (since 1975) to record 100-plus tackles in each of his first three NFL seasons (LB Nick Barnett, 2003-05).
- » Is one of only three Packers (since 1975) to lead the team in tackles in three straight seasons (Barnett, 2003-05; LB Blake Martinez, 2017-19).
- » Was one of only six NFL players to post 325-plus tackles, six-plus sacks, 20-plus tackles for a loss, 10-plus passes defended and three-plus forced fumbles from 2022-24.
- » Has averaged 9.33 tackles in three career postseason games, No. 6 in the NFL since 2023 (min. two playoff games).
- » Earned All-Rookie team honors from the Pro Football Writers of America in 2022, the first Green Bay inside LB to be selected to the team since A.J. Hawk in 2006.
- » Started at LB in all 15 games as a senior in 2021, tying for No. 3 on the team with a career-high 67 tackles (39 solo) while adding 5½ tackles for a loss, 1½ sacks and 25 QB pressures. Was part of a Georgia defense that ranked No. 1 in the country in 2021 in points allowed (10.2 ppg) and helped the Bulldogs win their first national championship since 1980.

2025 SEASON: Has started all three contests, posting 31 tackles (tied for No. 5 in the NFL), 16 solo tackles (No. 2 on the team), two tackles for a loss, two passes defended, two QB hits and three Next Gen Stat QB pressures...**vs. Detroit (Sept. 7):** Played all 67 defensive snaps, tying for No. 2 on the team with nine tackles (six solo) while also posting two tackles for a loss (tied career high) and a pass defended. Five of his nine stops were within 3 yards of the line of scrimmage (-2, 3, 2, 0, -1)...**vs. Washington (Sept. 11):** Played all 69 defensive snaps, finishing No. 2 on the team with eight tackles (four solo), a QB hit and two NGS QB pressures...**At Cleveland (Sept. 21):** One of three Packers to play all 66 defensive snaps, leading the team with 14 tackles (six solo) to go with a QB hit, a NGS QB pressure and a pass defended. It was the third-most tackles he has recorded in a game and the most since 2023.

REGULAR-SEASON COMPARISON: DEFENSIVE - DALLAS COWBOYS

DATE	OPP	W/L	GP/GS	TACKLES				ASST	SACK	YDS.	INT	TFL	PD	QBH	MISC		
				TOT	SOLO	SK	YDS								TD	FF	FR
11/13/22	GB vs. DAL	W	S	8	4	4	0.0	0.0	0	0	0	1	1	0	0	0	0
TOTALS		1/0	1/1	8	4	4	0.0	0.0	0	0	0	1	1	0	0	0	0

POSTSEASON COMPARISON: DEFENSIVE - DALLAS COWBOYS

DATE	OPP	W/L	GP/GS	TACKLES				ASST	SACK	YDS.	INT	TFL	PD	QBH	MISC		
				TOT	SOLO	SK	YDS								TD	FF	FR
1/13/24	GB @ DAL	W	S	11	4	7	0.0	0.0	0	0	0	0	0	0	0	0	0
TOTALS		1/0	1/1	11	4	7	0.0	0.0	0	0	0	0	0	0	0	0	0

QUAY WALKER'S NFL REGULAR-SEASON DEFENSIVE STATISTICS

						TACKLES					INTERCEPTIONS										ST				MISC		
YEAR	TEAM	GP	GS	TK	S	A	TFL	YDS	SK	YDS	QBH	NO	YDS	LG	TD	PD	FF	FR	TD	YDS	TK	S	A	FF	FR	S	A
2022	Packers	17	16	119	73	46	5	8	1.5	13.5	4	0	0	0	0	7	3	1	0	63	2	2	0	0	0	0	0
2023	Packers	14	14	118	59	59	7	20	2.5	16.5	5	1	37	37	1	3	0	0	0	0	0	0	0	0	0	0	0
2024	Packers	13	13	102	72	30	9	33	2.5	19.0	3	0	0	0	0	2	0	0	0	0	0	0	0	0	0	0	0
2025	Packers	3	3	31	16	15	2	3	0.0	0.0	2	0	0	0	0	2	0	0	0	0	0	0	0	0	0	0	0
NFL TOTALS		47	46	370	220	150	23	64	6.5	49.0	14	1	37	37	1	14	3	1	0	63	2	2	0	0	0	0	0

QUAY WALKER'S NFL POSTSEASON DEFENSIVE STATISTICS

YEAR	TEAM	TACKLES										INTERCEPTIONS										ST				MISC	
		GP	GS	TK	S	A	TFL	YDS	SK	YDS	QBH	NO	YDS	LG	TD	PD	FF	FR	TD	YDS	TK	S	A	FF	FR	S	A
2023	Packers	2	2	20	9	11	1	0	0.0	0.0	0	0	0	0	0	0	0	0	0	0	0	0	0	0	0	0	0
2024	Packers	1	1	8	4	4	0	0	0.0	0.0	0	0	0	0	0	0	0	0	0	0	0	0	0	0	0	0	0
NFL TOTALS		3	3	28	13	15	1	0	0.0	0.0	0	0	0	0	0	0	0	0	0	0	0	0	0	0	0	0	0

SINGLE-GAME HIGHS: DEFENSIVE

Total Tackles 19 vs. Detroit Lions, Sep 28, 2023
17 at Atlanta Falcons, Sep 17, 2023
Solo Tackles 10 vs. Arizona Cardinals, Oct 13, 2024
10 vs. Detroit Lions, Sep 28, 2023
Sacks 1.0 vs. Miami Dolphins, Nov 28, 2024
1.0 vs. Minnesota Vikings, Sep 29, 2024
...3 more at 1.0.
Passes Defended 2 vs. Los Angeles Rams, Dec 19, 2022
1 at Cleveland Browns, Sep 21, 2025
...11 more at 1.
Forced Fumbles 1 vs. Los Angeles Rams, Dec 19, 2022
1 at Buffalo Bills, Oct 30, 2022
...1 more at 1.

Fumble Recoveries 1 at Philadelphia Eagles, Nov 27, 2022
Tackles For Loss 2 vs. Detroit Lions, Sep 07, 2025
2 vs. Miami Dolphins, Nov 28, 2024
...2 more at 2.
Interceptions 1 at Chicago Bears, Sep 10, 2023
Interception Return Yards 37 at Chicago Bears, Sep 10, 2023
Special Teams Tackles 1 vs. Tennessee Titans, Nov 17, 2022
1 vs. New England Patriots, Oct 02, 2022



2025 GXG REGULAR SEASON (PACKERS)

DATE	OPPONENT	P/S	TK	S	A	SK	YDS	INT	PD	FF	FR
09/07	Lions	S	9	6	3	0.0	0.0	0	1	0	0
09/11	Commanders	S	8	4	4	0.0	0.0	0	0	0	0
09/21	at Browns	S	14	6	8	0.0	0.0	0	1	0	0
2025 TOTALS		3-3	31	16	15	0.0	0.0	0	2	0	0

RASHEED WALKER

63

TACKLE
PENN STATE

Fourth NFL Season | Fourth Packers Season



Ht: 6-6 | Wt: 324 | Born: February 13, 2000 | NFL Games Played/Started: 38/35 | Acquired: D7c-22

AT A GLANCE

- » In his first two seasons as a starter (2023-24), helped Green Bay rank No. 2 in the NFL in sacks allowed (52) and sack percentage (4.7).
- » Started all 17 games at LT last season, helping the Packers rank No. 2 in the NFL in sacks allowed (22) and No. 5 in total offense (370.8 ypg), rushing offense (146.8 ypg) and yards per play (6.14), Green Bay's first time finishing in the top five in all of those categories since 2003.
- » Appeared in all 17 games with 15 starts at LT in 2023 and was part of a line that helped the Packers rank No. 3 in the NFL in sacks allowed (30) and No. 4 in sack percentage (4.9).
- » His 15 starts in 2023 were the most by a Green Bay offensive lineman selected in the seventh round within his first two NFL seasons since T Mark Tauscher started all 16 games in his second season (2001).
- » Selected by the Packers with the third of four picks in the seventh round (No. 249 overall) of the 2022 NFL Draft, becoming the first offensive lineman drafted by Green Bay out of Penn State since G Marco Rivera in 1996.
- » Appeared in 36 games over four seasons at Penn State (2018-21), starting the final 32 contests at LT. Earned third-team All-Big Ten honors as a senior in 2021, helping the Nittany Lions feature a 3,000-yard passer (QB Sean Clifford, 3,107) and a 1,000-yard receiver (WR Jahan Dotson, 1,182) for only the second time in school history.

2025 SEASON: Has started all three games at LT...**Vs. Detroit (Sept. 7):** Started at LT and appeared on all 48 snaps as part of a line that did not allow a sack of QB Jordan Love. Helped protect Love as he connected on 16 of 22 passes for 188 yards and two TDs with no INTs (128.6 rating)...**Vs. Washington (Sept. 11):** Started at LT and played all 68 snaps, helping to block for Love as he threw for 292 yards and two TDs with no INTs on 19-of-31 passing (113.9 rating)...**At Cleveland (Sept. 21):** Started at LT and played 61 of 65 snaps, departing the game briefly in the third quarter due to an undisclosed injury.

RASHEED WALKER'S NFL REGULAR-SEASON STATISTICS

DATE	TEAM	GP	GS
2022	Packers	1	0
2023	Packers	17	15
2024	Packers	17	17
2025	Packers	3	3
NFL TOTALS		38	35

RASHEED WALKER'S NFL POSTSEASON STATISTICS

DATE	TEAM	GP	GS
2023	Packers	2	2
2024	Packers	1	1
NFL TOTALS		3	3

2025 GXG REGULAR SEASON (PACKERS)

DATE	OPPONENT	P/S
09/07	Lions	S
09/11	Commanders	S
09/21	at Browns	S
2025 TOTALS		3-3



DANIEL WHELAN 19

PUNTER
UC DAVIS

Third NFL Season | Third Packers Season



Ht: 6-5 | Wt: 216 | Born: February 10, 1999 | NFL Games Played/Started: 37/0 | Acquired: FA-23

AT A GLANCE

- » Has registered two of the top three single-season averages for punting in franchise history, posting a 46.2-yard average in 2023 (No. 2) and a 46.1-yard mark last season (No. 3).
- » Among players with 100-plus punts, has posted the top career punting average (46.2) and the top net punting average (40.0) in team history.
- » In 2024, became the first punter in team history to average 46-plus yards per punt and 40-plus net yards per punt in a single season.
- » Posted 22 punts of 50-plus yards in 2023, tied for the third most in a season by a Green Bay punter since 2000 behind only Jon Ryan (24 in 2006) and Justin Vogel (23 in 2017).
- » In 2023, became the first Irish-born player to play in the NFL since 1985 (Cardinals K Neil O'Donoghue).
- » Played for the D.C. Defenders in 2023, earning All-XFL honors after ranking No. 3 in the league in both punting average (45.6) and punts inside the 20 (11).
- » Played in 47 games in five seasons (2017-21) at UC-Davis, finishing his career ranked No. 1 in school history in punting average (44.0) and punts inside the 20 (86).
- » Moved to California with his mother when he was 13 years old and earned All-Southern Section and All-DeAnza League honors in both of his final two years at Rancho Mirage (Calif.) High School.

2025 SEASON: Has played in all three games, punting 12 times for 642 yards (53.5 yard gross average, 43.2 yard net average), with two punts inside the 20...His gross average of 53.5 yards per punt is tied for the No. 2 in the NFL, and his net punting average of 43.2 yards per punt is No. 10 in the NFL...His nine punts of 50-plus yards rank tied for No. 2 in the NFL...**vs. Detroit (Sept. 7):** Punted three times for a total of 164 yards (54.7 avg.), placing two punts inside the 20 and recording a long of 65 yards. His two punts of 60 plus yards tied a career high...**vs. Washington (Sept. 11):** Punted four times for 213 yards (53.3 avg.), recording a long of 55 yards...**At Cleveland (Sept. 21):** Punted five times for 265 yards (53.0 avg.), recording a long of 63 yards and a net average of 46.0 yards.

POSTSEASON COMPARISON: PUNTING - DALLAS COWBOYS

DATE	OPP	W/L	GP/GS	NO.	YDS.	AVG.	TB	IN20	LG
1/14/24	GB @ DAL	W	P	3	113	37.7	0	3	40
TOTALS		1/0	1/0	3	113	37.7	0	3	40

DANIEL WHELAN'S NFL REGULAR-SEASON PUNTING STATISTICS

DATE	TEAM	GP	NO.	YDS.	AVG.	OPP. RET.	YDS.	NET YDS.	AVG.	TB	IN20	LG	BK
2023	Packers	17	57	2,634	46.2	23	270	2,264	39.7	5	18	68	0
2024	Packers	17	56	2,582	46.1	20	229	2,253	40.2	5	22	74	0
2025	Packers	3	12	642	53.5	7	84	518	43.2	2	2	65	0
NFL TOTALS		37	125	5,858	46.9	50	583	5,035	40.3	12	42	74	0

DANIEL WHELAN'S NFL POSTSEASON PUNTING STATISTICS

DATE	TEAM	GP	NO.	YDS.	AVG.	OPP. RET.	YDS.	NET YDS.	AVG.	TB	IN20	LG	BK
2023	Packers	2	4	155	38.8	0	0	155	38.8	0	3	42	0
2024	Packers	1	2	100	50.0	2	11	89	44.5	0	0	50	0
NFL TOTALS		3	6	255	42.5	2	11	244	40.7	0	3	50	0

SINGLE-GAME HIGHS: PUNTER

Punts	5 at Cleveland Browns, Sep 21, 2025 5 at Jacksonville Jaguars, Oct 27, 2024 ...5 more at 5.
Gross Punting Yards	284 vs. Houston Texans, Oct 20, 2024 265 at Cleveland Browns, Sep 21, 2025
Gross Punting Avg	56.8 vs. Houston Texans, Oct 20, 2024 53.3 vs. Washington Commanders, Sep 11, 2025
Net Punting Yards	258 vs. Houston Texans, Oct 20, 2024 232 vs. Detroit Lions, Sep 28, 2023

Net Punting Avg	56.7 vs. Minnesota Vikings, Sep 29, 2024 51.6 vs. Houston Texans, Oct 20, 2024
Longest Punts	74 vs. Minnesota Vikings, Sep 29, 2024 68 at Chicago Bears, Sep 10, 2023 4 at Detroit Lions, Nov 23, 2023
Inside the 20	3 vs. Miami Dolphins, Nov 28, 2024 ...2 more at 3.



2025 GXG REGULAR SEASON (PACKERS)


						OPP.		NET						
DATE	OPPONENT		NO.	YDS.	AVG.	RET.	YDS.	YDS.	AVG	TB	IN20	LG	BK	
09/07	Lions	P	3	164	54.7	2	19	145	48.3	0	2	65	0	
09/11	Commanders	P	4	213	53.3	3	50	143	35.8	1	0	55	0	
09/21	at Browns	P	5	265	53.0	2	15	230	46.0	1	0	63	0	
2025 TOTALS			3	12	642	53.5	7	84	518	43.2	2	2	65	0

DONTAYVION
WICKS
13

WIDE RECEIVER
VIRGINIA

Third NFL Season | Third Packers Season



Ht: 6-1 | Wt: 206 | Born: June 16, 2001 | NFL Games Played/Started: 35/13 | Acquired: D5b-23

AT A GLANCE

- » Is one of just six players in team history to register four-plus TD catches in both of first two seasons in the league, joining WRs Don Hutson (1935-36), Billy Howton (1952-53), James Lofton (1978-79), Christian Watson (2022-23) and Jayden Reed (2023-24).
- » Led the team with seven TD catches at Lambeau Field over the past two seasons (2023-24).
- » Ranked No. 3 on the team with 39 receptions for 581 yards (14.9 avg.) and four TDs in 2023, finishing No. 2 in the league in yards per catch among rookies.
- » Posted a team-high 18 explosive receptions (16-plus yards), the most by a Packers rookie dating back to 2000 and tied for No. 4 among NFL rookies in 2023.
- » Of his 39 receptions in 2023, 18 went for 16-plus yards, a 46.2 percentage that ranked No. 4 in the NFL among players with two-plus catches a game. Dating back to 2000, his 46.2 mark was the top percentage posted by a Packer with 30-plus receptions.
- » Set the University of Virginia single-season school record for receiving yards with 1,203 yards on 57 catches (21.1 avg.) in 2021, surpassing WR Herman Moore's mark of 1,190 yards in 1990.
- » His average of 21.1 yards per reception in 2021 led the Atlantic Coast Conference and ranked No. 5 in the country.

2025 SEASON: Has played in all three games with two starts and ranks No. 2 on the team with eight receptions for 95 yards (11.9 avg.)...Has picked up first downs on seven of his eight catches (87.5 pct.)...**Vs. Detroit (Sept. 7):** Played 22 snaps and posted two receptions for 30 yards (15.0 avg.), with both of the catches picking up first downs...**Vs. Washington (Sept. 11):** Started and appeared on 47 snaps, hauling in four passes for 44 yards (11.0 avg.), with all four grabs picking up first downs...**At Cleveland (Sept. 21):** Started and played 44 of 65 snaps, hauling in two passes for 21 yards (10.5 avg.), including a 16-yard grab on third-and-7 late in the third quarter down to the Cleveland 3 that set up QB Jordan Love's TD pass to TE John FitzPatrick three plays later.

POSTSEASON COMPARISON: RECEIVING - DALLAS COWBOYS

DATE	OPP	W/L	GP/GS	REC	YDS.	AVG.	TD	LG	TGTS	YAC
1/14/24	GB @ DAL	W	S	2	25	12.5	1	20t	2	0
TOTALS		1/0	1/1	2	25	12.5	1	20t	2	0

DONTAYVION WICKS' NFL REGULAR-SEASON RECEIVING STATISTICS

		RECEIVING								
DATE	TEAM	GP	GS	NO.	YDS.	AVG.	LG	TD		
2023	Packers	15	6	39	581	14.9	35	4		
2024	Packers	17	5	39	415	10.6	36	5		
2025	Packers	3	2	8	95	11.9	16	0		
NFL TOTALS		35	13	86	1,091	12.7	36	9		

DONTAYVION WICKS' NFL POSTSEASON RECEIVING STATISTICS

		RECEIVING								
DATE	TEAM	GP	GS	NO.	YDS.	AVG.	LG	TD		
2023	Packers	2	2	2	25	12.5	20t	1		
2024	Packers	1	1	2	39	19.5	29	0		
NFL TOTALS		3	3	4	64	16.0	29	1		

SINGLE-GAME HIGHS: RUSHING/RECEIVING

Longest Runs
Receptions
Receiving Yards

1 at Denver Broncos, Oct 22, 2023
6 vs. Chicago Bears, Jan 07, 2024
6 vs. Tampa Bay Buccaneers, Dec 17, 2023
97 vs. Tampa Bay Buccaneers, Dec 17, 2023
91 vs. Los Angeles Chargers, Nov 19, 2023

Receiving Average
Longest Receptions
Receiving TDs

30.3 vs. Los Angeles Chargers, Nov 19, 2023
17.0 at Pittsburgh Steelers, Nov 12, 2023
36 vs. Minnesota Vikings, Sep 29, 2024
35 vs. Los Angeles Chargers, Nov 19, 2023
2 vs. Minnesota Vikings, Sep 29, 2024
2 vs. Chicago Bears, Jan 07, 2024

2025 GXG REGULAR SEASON (PACKERS)

			RECEIVING						RUSHING					
DATE	OPPONENT	P/S	NO.	YDS.	AVG.	LG	TD		NO.	YDS.	AVG.	LG	TD	
09/07	Lions	P	2	30	15.0	16	0		0	0	0.0	0	0	
09/11	Commanders	S	4	44	11.0	14	0		0	0	0.0	0	0	
09/21	at Browns	S	2	21	10.5	16	0		0	0	0.0	0	0	
2025 TOTALS			3-2	8	95	11.9	16	0	0	0	0.0	0	0	0

EVAN WILLIAMS

33

SAFETY
OREGON

Second NFL Season | Second Packers Season



Ht: 5-11 | Wt: 200 | Born: July 28, 2001 | NFL Games Played/Started: 16/8 | Acquired: D4-24

AT A GLANCE

- » Was named to the All-Rookie team by the Pro Football Writers of America in 2024 after playing in 13 games with six starts and posting 47 tackles (30 solo), a tackle for a loss, an interception, three passes defended and a forced fumble.
- » Snagged his first career INT to seal the victory for Green Bay vs. Indianapolis in Week 2, becoming the first Packer to register an INT within his first two NFL games since S Jerron McMillian in 2012.
- » Made his first career start in Week 5 at the L.A. Rams, posting career highs in tackles (10) and passes defended (two) as he became the first Green Bay rookie with 10-plus tackles and multiple passes defended in a game since S Nick Collins in 2005.
- » Played four seasons at Fresno State (2019-22) and one season at Oregon (2023) and was selected to an all-conference team in each of his final four seasons in college.
- » Overall, saw action in 52 games with 45 starts in five seasons (2019-23), recording 307 tackles (214 solo), 16 tackles for a loss, 5½ sacks, four QB hurries, four interceptions, 16 passes defended, four forced fumbles and five fumble recoveries.
- » Was named the CIF-Central Coast Section All-Around Player of the Year and the West Catholic Athletic League Player of the Year in 2018 at St. Francis High School (Mountain View, Calif.).

2025 SEASON: Has played in all three games with two starts, recording 13 tackles (seven solo), an interception, a pass defended and a tackle on special teams...**Vs. Detroit (Sept. 7):** Played 56 defensive snaps and recorded three tackles (one solo), an interception and a pass defended. Picked off a pass from QB Jared Goff in the second quarter when he jumped in front of WR Amon-Ra St. Brown at the Green Bay 13. Also saw action on 10 special teams snaps...**Vs. Washington (Sept. 11):** Started and played all 69 defensive snaps, recording four tackles (two solo). Also saw action on 11 special teams snaps, posting one tackle...**At Cleveland (Sept. 21):** Started and played 63 defensive snaps, finishing tied for No. 2 on the team with six tackles (four solo). Also appeared on eight special teams snaps.

EVAN WILLIAMS' NFL REGULAR-SEASON DEFENSIVE STATISTICS

		TACKLES										INTERCEPTIONS										ST				MISC			
YEAR	TEAM	GP	GS	TK	S	A	TFL	YDS	SK	YDS	QBH	NO	YDS	LG	TD	PD	FF	FR	TD	YDS	TK	S	A	FF	FR	S	A		
2024	Packers	13	6	47	30	17	1	2	0.0	0.0	0	1	1	1	0	3	1	0	0	0	2	1	1	0	0	0	0	0	
2025	Packers	3	2	13	7	6	0	0	0.0	0.0	0	1	0	0	0	1	0	0	0	0	1	0	1	0	0	0	0	0	
NFL TOTALS		16	8	60	37	23	1	2	0.0	0.0	0	2	1	1	0	4	1	0	0	0	3	1	2	0	0	0	0	0	

EVAN WILLIAMS' NFL POSTSEASON DEFENSIVE STATISTICS

		TACKLES										INTERCEPTIONS										ST				MISC		
YEAR	TEAM	GP	GS	TK	S	A	TFL	YDS	SK	YDS	QBH	NO	YDS	LG	TD	PD	FF	FR	TD	YDS	TK	S	A	FF	FR	S	A	
2024	Packers	1	1	4	2	2	0	0	0.0	0.0	0	0	0	0	0	1	0	0	0	0	0	0	0	0	0	0	0	0
NFL TOTALS		1	1	4	2	2	0	0	0.0	0.0	0	0	0	0	0	1	0	0	0	0	0	0	0	0	0	0	0	0

SINGLE-GAME HIGHS: DEFENSIVE

Total Tackles 10 at Los Angeles Rams, Oct 06, 2024
9 vs. Houston Texans, Oct 20, 2024
6 vs. Houston Texans, Oct 20, 2024
5 at Chicago Bears, Nov 17, 2024
Passes Defensed 2 at Los Angeles Rams, Oct 06, 2024
1 vs. Detroit Lions, Sep 07, 2025
...1 more at 1.

Forced Fumbles 1 vs. Arizona Cardinals, Oct 13, 2024
Interceptions 1 vs. Detroit Lions, Sep 07, 2025
1 vs. Indianapolis Colts, Sep 15, 2024
Special Teams Tackles 1 vs. San Francisco 49ers, Nov 24, 2024
1 at Tennessee Titans, Sep 22, 2024

2025 GXG REGULAR SEASON (PACKERS)

DATE	OPPONENT	P/S	TK	S	A	SK	YDS	INT	PD	FF	FR
09/07	Lions	P	3	1	2	0.0	0.0	1	1	0	0
09/11	Commanders	S	4	2	2	0.0	0.0	0	0	0	0
09/21	Browns	S	6	4	2	0.0	0.0	0	0	0	0
2025 TOTALS		3-2	13	7	6	0.0	0.0	1	1	0	0

SAVION WILLIAMS

83

WIDE RECEIVER
TCU

Rookie

Ht: 6-4 | Wt: 222 | Born: November 22, 2001 | NFL Games Played/Started: 3/0 | Acquired: D3-25

AT A GLANCE

- » First name is pronounced SAY-vee-on.
- » Appeared in 52 games with 41 starts in five seasons at TCU, finishing his career with 137 receptions for 1,655 yards (12.1 avg.) and 14 TDs along with 384 rushing yards and six TDs on 62 carries (6.2 avg.).
- » Earned All-Big 12 honorable mention in 2024 after posting a career-high 60 catches for a career-best 611 yards (10.2 avg.) and a career-high six TDs while adding 322 rushing yards and six TDs on 51 carries (6.3 avg.).
- » In 2024, became the first FBS player to register six-plus receiving TDs (six), six-plus rushing TDs (six) and a passing TD (one) in a season since North Carolina State WR Jaylen Samuels in 2016.
- » Was one of only two players in the country (Texas RB Jaydon Blue) to post six-plus receiving TDs and six-plus rushing TDs in 2024.
- » Selected by the Packers in the third round (No. 87 overall) of the 2025 NFL Draft, the first wide receiver to be picked by Green Bay out of TCU since Cory Rodgers (seventh round) in 2006.
- » Played quarterback at Marshall (Texas) High School and led the Mavericks to a district championship as a senior in 2019.

2025 SEASON: Has played in all three games, recording 23 rushing yards on four carries (5.8 avg.) and a 24.5-yard average on six kickoff returns...Has registered a tackle on special teams...**Vs. Detroit (Sept. 7):** Appeared on three plays on offense and three on special teams in his NFL debut, posting a 1-yard catch and two kickoff returns for 39 yards (19.5 avg.)...**Vs. Washington (Sept. 11):** Played 11 snaps on offense and five on special teams, rushing for 24 yards on two carries (12.0 avg.) while adding a 30-yard kickoff return and a tackle on special teams...**At Cleveland (Sept. 21):** Appeared on six plays on offense and three on special teams, carrying the ball twice for the loss of a yard (-0.5 avg.) while returning three kickoffs for 78 yards (26.0 avg.), highlighted by a career-long 35-yard return to the Cleveland 40 late in the fourth quarter.

SAVION WILLIAMS' NFL REGULAR-SEASON RUSHING/RECEIVING STATISTICS

DATE	TEAM	GP	GS	RECEIVING					RUSHING				
				NO.	YDS.	AVG.	LG	TD	NO.	YDS.	AVG.	LG	TD
2025	Packers	3	0	1	1	1.0	1	0	4	23	5.8	16	0
NFL TOTALS		3	0	1	1	1.0	1	0	4	23	5.8	16	0

SAVION WILLIAMS' NFL REGULAR-SEASON RETURN STATISTICS

KICKOFF RETURNS							PUNT RETURNS					
DATE	TEAM	RET.	YDS.	AVG.	LG	TD	NO.	FC	YDS.	AVG.	LG	TD
2025	Packers	6	147	24.5	35	0	0	0	0	0.0	0	0
NFL TOTALS		6	147	24.5	35	0	0	0	0	0.0	0	0

SINGLE-GAME HIGHS: RUSHING/RECEIVING

Rush Attempts 2 at Cleveland Browns, Sep 21, 2025
2 vs. Washington Commanders, Sep 11, 2025
Rushing Yards 24 vs. Washington Commanders, Sep 11, 2025
Longest Runs 16 vs. Washington Commanders, Sep 11, 2025
8 vs. Washington Commanders, Sep 11, 2025
Longest Receptions 1 vs. Detroit Lions, Sep 07, 2025
All-Purpose Yards 77 at Cleveland Browns, Sep 21, 2025
54 vs. Washington Commanders, Sep 11, 2025

Kickoff Returns 3 at Cleveland Browns, Sep 21, 2025
2 vs. Detroit Lions, Sep 07, 2025
Kickoff Return Yards 78 at Cleveland Browns, Sep 21, 2025
39 vs. Detroit Lions, Sep 07, 2025
Longest Kickoff Return 35 at Cleveland Browns, Sep 21, 2025
30 vs. Washington Commanders, Sep 11, 2025
Scrimmage Yards 24 vs. Washington Commanders, Sep 11, 2025
1 vs. Detroit Lions, Sep 07, 2025

2025 GXG REGULAR SEASON (PACKERS)

RECEIVING								RUSHING					
DATE	OPPONENT	P/S	NO.	YDS.	AVG.	LG	TD	NO.	YDS.	AVG.	LG	TD	
09/07	Lions	P	1	1	1.0	1	0	0	0	0.0	0	0	
09/11	Commanders	P	0	0	0.0	0	0	2	24	12.0	16	0	
09/21	at Browns	P	0	0	0.0	0	0	2	-1	-0.5	2	0	
2025 TOTALS			3-0	1	1	1.0	1	0	4	23	5.8	16	0

SAVION WILLIAMS' COLLEGE RUSHING/RECEIVING STATISTICS

DATE	TEAM	GP	GS	RUSHING					RECEIVING				
				NO.	YDS.	AVG.	LG	TD	NO.	YDS.	AVG.	LG	TD
2020	TCU	7	0	0	0	0.0	0	0	1	8	8.0	8	0
2021	TCU	7	3	0	0	0.0	0	0	6	71	11.8	16	0
2022	TCU	15	15	0	0	0.0	0	0	29	392	13.5	57	4
2023	TCU	11	11	11	62	5.6	14	0	41	573	14.0	42	4
2024	TCU	12	12	51	322	6.3	35	6	60	611	10.2	75	6
TOTALS		52	41	62	384	6.2	35	6	137	1,655	12.1	75	14

SAVION WILLIAMS' COLLEGE RETURN STATISTICS

KICKOFF RETURNS						
DATE	TEAM	RET.	YDS.	AVG.	LG	TD
2020	TCU	14	312	22.3	30	0
2021	TCU	0	0	0.0	0	0
2022	TCU	0	0	0.0	0	0
2023	TCU	0	0	0.0	0	0
2024	TCU	0	0	0.0	0	0
TOTALS		14	312	22.3	30	0

SAVION WILLIAMS' COLLEGE PASSING STATISTICS

DATE	TEAM	GP	GS	ATT.	CMP.	PCT.	YDS	AVG.	TD	INT.	LG	SK	LST
2020	TCU	7	0	0	0	0.0	0	0.0	0	0	0	0	0
2021	TCU	7	3	0	0	0.0	0	0.0	0	0	0	0	0
2022	TCU	15	15	0	0	0.0	0	0.0	0	0	0	0	0
2023	TCU	11	11	0	0	0.0	0	0.0	0	0	0	0	0
2024	TCU	12	12	3	3	100.0	22	7.3	1	0	15	0	0
TOTALS		52	41	3	3	100.0	22	7.3	1	0	15	0	0

MALIK
WILLIS
2

QUARTERBACK
LIBERTY

Fourth NFL Season | Second Packers Season



Ht: 6-1 | Wt: 225 | Born: May 25, 1999 | NFL Games Played/Started: 18/5 | Acquired: T-24 (Ten.)

AT A GLANCE

- » Connected on 40 of 54 passes (74.1 pct.) for 550 yards and three TDs with no INTs for a 124.8 passer rating last season, the top single-season mark for passer rating in NFL history among QBs with 50-plus attempts.
- » Among QBs with 50-plus attempts, ranked No. 1 in the league in yards per attempt (10.19) in 2024, the top single-season mark (min. 50 att.) since Vikings QB Gus Frerotte (10.62 in 2003).
- » Started two games last season (Weeks 2-3) in place of an injured Jordan Love and became the first NFL quarterback since the 1970 merger to post a 120-plus passer rating and 40-plus rushing yards in both of his first two starts with a team.
- » Became only the fifth QB since the merger with a 120-plus passer rating in both of his first two starts with a team, joining Brad Johnson (1999 with Washington), Jeff George (1994 with Atlanta), Jim Plunkett (1980 with the Oakland Raiders) and John Hadl (1973 with the Los Angeles Rams).
- » Became the first QB to be drafted out of Liberty when he was selected by the Tennessee Titans in the third round (No. 86 overall) of the 2022 NFL Draft.
- » Rushed for 1,822 yards during his two seasons at Liberty (2020-21), the most by any QB in the country over that span, and 27 TDs, tied for No. 1 among QBs.
- » Led the FBS with 74 total TDs in 2020-21, posting 47 passing TDs and 27 rushing TDs over that span.

2025 SEASON: Has served as the No. 2 QB in all three games, but has not seen any action.

MALIK WILLIS' NFL REGULAR-SEASON PASSING/RUSHING STATISTICS

PASSING															RUSHING				
DATE	TEAM	GP	GS	ATT.	CMP.	PCT.	YDS	AVG.	TD	INT.	LG	SK	LST	RATE	NO.	YDS.	AVG.	LG	TD
2022	Titans	8	3	61	31	50.8	276	4.5	0	3	48	10	49	42.8	27	123	4.6	17	1
2023	Titans	3	0	5	4	80.0	74	14.8	0	0	48	4	30	118.8	5	21	4.2	11	0
2024	Packers	7	2	54	40	74.1	550	10.2	3	0	51	8	37	124.8	20	138	6.9	29	1
TOTALS		18	5	120	75	62.5	900	7.5	3	3	51	22	116	83.3	52	282	5.4	29	2

SINGLE-GAME HIGHS: QUARTERBACK

Pass Attempts 23 vs. Houston Texans, Dec 24, 2022
19 at Tennessee Titans, Sep 22, 2024
Pass Completions 14 vs. Houston Texans, Dec 24, 2022
13 at Tennessee Titans, Sep 22, 2024
Yards Passing 202 at Tennessee Titans, Sep 22, 2024
136 vs. Chicago Bears, Jan 05, 2025
TD Passes 1 at Jacksonville Jaguars, Oct 27, 2024
1 at Tennessee Titans, Sep 22, 2024
Long Passes ...1 more at 1.
51 at Jacksonville Jaguars, Oct 27, 2024
48 vs. Baltimore Ravens, Oct 15, 2023
...1 more at 48.
Completion Percentage 68.4 at Tennessee Titans, Sep 22, 2024
60.9 vs. Houston Texans, Dec 24, 2022

Passer Rating 120.9 at Tennessee Titans, Sep 22, 2024
49.0 at Kansas City Chiefs, Nov 06, 2022
Rush Attempts 8 at Kansas City Chiefs, Nov 06, 2022
7 vs. Houston Texans, Dec 24, 2022
Rushing Yards 73 at Tennessee Titans, Sep 22, 2024
43 vs. Houston Texans, Dec 24, 2022
Rushing Average 6.1 vs. Houston Texans, Dec 24, 2022
5.0 at Kansas City Chiefs, Nov 06, 2022
29 at Tennessee Titans, Sep 22, 2024
20 at Jacksonville Jaguars, Oct 27, 2024
...1 more at 20.
Longest Runs
Rushing TDs 1 vs. Houston Texans, Dec 24, 2022

2025 GXG REGULAR SEASON (PACKERS)

DATE	OPPONENT	P/S	PASSING											RUSHING			
			ATT	CMP	YDS	PCT	Y/A	Y/C	TD	INT	LG	SK/YD	RATE	ATT	YDS	LG	TD
09/07	Lions		DID NOT PLAY														
09/11	Commanders		DID NOT PLAY														
09/21	at Browns		DID NOT PLAY														
2025 TOTALS		0-0	0	0	0	0.0	0.0	0.0	0	0	0	0/0	0.0	0	0	0	0



EMANUEL
WILSON
23

RUNNING BACK
FORT VALLEY STATE



Third NFL Season | Third Packers Season

Ht: 5-10 | Wt: 226 | Born: May 8, 1999 | NFL Games Played/Started: 27/0 | Acquired: FA-23

- AT A GLANCE
- » Rushed for 502 yards and four TDs on 103 carries last season, an average of 4.87 yards per attempt that ranked No. 8 in the NFL among running backs with 100-plus attempts in 2024.
 - » Posted four games with 50-plus rushing yards on fewer than 15 carries, tied for the fifth most in the NFL last season among RBs.
 - » Recorded 11 runs of 12-plus yards in 2024, an explosive-run percentage of 10.7 that ranked No. 6 in the league among RBs (min. 100 att.).
 - » Played in seven games for the Packers as a rookie in 2023, posting 85 rushing yards on 14 carries (6.1 avg.) while adding four receptions for 23 yards (5.8 avg.).
 - » Led Fort Valley State with 1,371 rushing yards and 17 TDs on 209 carries (6.6 avg.) in 2022 on his way to being named the Southern Intercollegiate Athletic Conference Player of the Year and the conference's Offensive Player of the Year.
 - » Started all 17 games he appeared in at Fort Valley State (2021-22), rushing for 2,206 yards and 24 TDs on 356 carries (6.2 avg.) along with 35 receptions for 330 yards (9.4 avg.) and two TDs after beginning his career at Johnson C. Smith University in 2019.
 - » Was named the CIAA Freshman of the Year at Johnson C. Smith in 2019 after leading the team with 1,040 yards and 13 TDs on 159 carries (6.5 avg.).

2025 SEASON: Has played in all three games and has rushed for 29 yards on seven carries (4.1 avg.)...**Vs. Detroit (Sept. 7):** Appeared on two plays on offense and posted a 4-yard run...**Vs. Washington (Sept. 11):** Played five snaps on offense and four on special teams. Posted the first kickoff return of his NFL career, picking up 27 yards on a return in the second quarter...**At Cleveland (Sept. 21):** Appeared on 15 plays on offense, rushing for 25 yards on six attempts (4.2 avg.).

POSTSEASON COMPARISON: RECEIVING - DALLAS COWBOYS

DATE	OPP	W/L	GP/GS	REC	YDS.	AVG.	TD	LG	TGTS	YAC
1/14/24	GB @ DAL	W	P	0	0	0	0	0	0	0
TOTALS		1/0	1/0	0	0	0	0	0	0	0

EMANUEL WILSON'S NFL REGULAR-SEASON RUSHING/RECEIVING STATISTICS

DATE	TEAM	RUSHING							RECEIVING				
		GP	GS	NO.	YDS.	AVG.	LG	TD	NO.	YDS.	AVG.	LG	TD
2023	Packers	7	0	14	85	6.1	31	0	4	23	5.8	9	0
2024	Packers	17	0	103	502	4.9	21t	4	11	48	4.4	30t	1
2025	Packers	3	0	7	29	4.1	9	0	0	0	0.0	0	0
NFL TOTALS		27	0	124	616	5.0	31	4	15	71	4.7	30t	1

EMANUEL WILSON'S NFL POSTSEASON RUSHING/RECEIVING STATISTICS

DATE	TEAM	RUSHING							RECEIVING				
		GP	GS	NO.	YDS.	AVG.	LG	TD	NO.	YDS.	AVG.	LG	TD
2023	Packers	2	0	12	36	3.0	8	0	1	11	11.0	11	0
2024	Packers	1	0	3	6	2.0	4	0	1	23	23.0	23	0
NFL TOTALS		3	0	15	42	2.8	8	0	2	34	17.0	23	0

SINGLE-GAME HIGHS: RUSHING/RECEIVING

Rush Attempts	14 vs. Chicago Bears, Jan 05, 2025 12 at Tennessee Titans, Sep 22, 2024	Receiving Yards	35 at Tennessee Titans, Sep 22, 2024 19 vs. Arizona Cardinals, Oct 13, 2024
Rushing Yards	73 vs. Chicago Bears, Jan 05, 2025 54 vs. Arizona Cardinals, Oct 13, 2024	Longest Receptions	30t at Tennessee Titans, Sep 22, 2024 19 vs. Arizona Cardinals, Oct 13, 2024
Rushing Average	7.7 vs. Arizona Cardinals, Oct 13, 2024 5.2 vs. Chicago Bears, Jan 05, 2025	Receiving TDs	1 at Tennessee Titans, Sep 22, 2024
Longest Runs	31 vs. Los Angeles Rams, Nov 05, 2023 21t vs. Chicago Bears, Jan 05, 2025	Longest Kickoff Return	27 vs. Washington Commanders, Sep 11, 2025
Rushing TDs	1 vs. Chicago Bears, Jan 05, 2025 1 at Minnesota Vikings, Dec 29, 2024	Most TDs	1 vs. Chicago Bears, Jan 05, 2025 1 at Minnesota Vikings, Dec 29, 2024
Receptions	2 at Jacksonville Jaguars, Oct 27, 2024 2 at Tennessee Titans, Sep 22, 2024 ...2 more at 2.	Scrimmage Yards	85 at Tennessee Titans, Sep 22, 2024 73 vs. Arizona Cardinals, Oct 13, 2024

2025 GXG REGULAR SEASON (PACKERS)

DATE	OPPONENT	P/S	RUSHING					RECEIVING				
			NO.	YDS.	AVG.	LG	TD	NO.	YDS.	AVG.	LG	TD
09/07	Lions	P	1	4	4.0	4	0	0	0	0.0	0	0
09/11	Commanders	P	0	0	0.0	0	0	0	0	0.0	0	0
09/21	at Browns	P	6	25	4.2	9	0	0	0	0.0	0	0
2025 TOTALS		3-0	7	29	4.1	9	0	0	0	0.0	0	0



COLBY
WOODEN
96

DEFENSIVE LINEMAN
AUBURN

Third NFL Season | Third Packers Season

G

Ht: 6-4 | Wt: 273 | Born: December 21, 2000 | NFL Games Played/Started: 33/4 | Acquired: D4-23



- AT A GLANCE
- » Saw action in 13 games with one start in 2024, recording a career-high 20 tackles (nine solo), two quarterback hits, a career-best two tackles for a loss and two passes defended along with a blocked extra point on special teams.

» Played in all 17 regular-season games as a rookie and registered 17 tackles (10 solo), a half-sack, a tackle for a loss and two QB hits.

» Is one of only seven players in the league to block a field goal and an extra point over the past two seasons (including playoffs).

» Has appeared in all three postseason contests over his first two seasons (2023-24), recording five tackles (one solo), a half-sack and three QB hits on defense while adding a blocked field goal on special teams.

» Appeared in 40 games with 36 starts in four seasons with Auburn, finishing his career with 152 tackles (91 solo), 30 tackles for a loss, 15 sacks, 23 QB hurries, six passes defended, three forced fumbles and three fumble recoveries.

2025 SEASON: Has started all three games, recording nine tackles (four solo), two tackles for a loss and a quarterback hit...**Vs. Detroit (Sept. 7):** Started and posted career highs with six tackles (three solo) and two tackles for a loss. Also registered a QB hit in the second quarter. Saw action on 35 defensive snaps and played three special teams snaps. Tackled RB David Montgomery at the Lions' 1-yard line for a loss of a yard in the fourth quarter to force a punt...**Vs. Washington (Sept. 11):** Started and recorded one solo tackle, appearing on 21 defensive snaps. Also saw action on five special teams snaps...**At Cleveland (Sept. 21):** Started and registered two assisted tackles on 38 defensive snaps. Also played four special teams snaps.

POSTSEASON COMPARISON: DEFENSIVE - DALLAS COWBOYS

DATE	OPP	W/L	TACKLES					SACK	YDS.	INT	TFL	PD	QBH	TD	MISC		
			GP	GS	TOT	SOLO	ASST								FF	FR	FR
1/14/24	GB @ DAL	W	P		3	1	2	0.0	0.0	0	0	0	0	0	0	0	0
TOTALS		1/0	1/0		3	1	2	0.0	0.0	0	0	0	0	0	0	0	0

COLBY WOODEN'S NFL REGULAR-SEASON DEFENSIVE STATISTICS

YEAR	TEAM	GP	GS	TK	S	TACKLES					QBH	INTERCEPTIONS					ST			MISC			
						A	TFL	YDS	SK	YDS		NO	YDS	LG	TD	PD	FF	FR	TD	YDS	TK	S	A
2023	Packers	17	0	17	10	7	1	2	0.5	5.0	2	0	0	0	0	0	0	0	0	0	0	0	0
2024	Packers	13	1	20	9	11	2	11	0.0	0.0	2	0	0	0	2	0	0	0	0	0	0	0	0
2025	Packers	3	3	9	4	5	2	2	0.0	0.0	1	0	0	0	0	0	0	0	0	0	0	0	0
NFL TOTALS		33	4	46	23	23	5	15	0.5	5.0	5	0	0	0	2	0	0	0	0	0	0	0	0

COLBY WOODEN'S NFL POSTSEASON DEFENSIVE STATISTICS

YEAR	TEAM	GP	GS	TACKLES							INTERCEPTIONS							ST				MISC				
				TK	S	A	TFL	YDS	SK	YDS	QBH	NO	YDS	LG	TD	PD	FF	FR	TD	YDS	TK	S	A	FF	FR	S
2023	Packers	2	0	3	1	2	0	0	0.0	0.0	1	0	0	0	0	0	0	0	0	0	0	0	0	0	0	0
2024	Packers	1	0	2	0	2	0	0	0.5	1.5	2	0	0	0	0	0	0	0	0	0	0	0	0	0	0	0
NFL TOTALS		3	0	5	1	4	0	0	0.5	1.5	3	0	0	0	0	0	0	0	0	0	0	0	0	0	0	0

SINGLE-GAME HIGHS: DEFENSIVE

Total Tackles

6 vs. Detroit Lions, Sep 07, 2025
4 at Detroit Lions, Dec 05, 2024
...1 more at 4.

Solo Tackles

3 vs. Detroit Lions, Sep 07, 2025
3 at Detroit Lions, Dec 05, 2024

Passes Defended

1 vs. New Orleans Saints, Dec 23, 2024
1 at Jacksonville Jaguars, Oct 27, 2024

Tackles For Loss

2 vs. Detroit Lions, Sep 07, 2025
1 at Detroit Lions, Dec 05, 2024
...2 more at 1.

2025 GXG REGULAR SEASON (PACKERS)

DATE	OPPONENT	P/S	TK	S	A	SK	YDS	INT	PD	FF	FR
09/07	Lions	S	6	3	3	0.0	0.0	0	0	0	0
09/11	Commanders	S	1	1	0	0.0	0.0	0	0	0	0
09/21	at Browns	S	2	0	2	0.0	0.0	0	0	0	0
2025 TOTALS		3-3	9	4	5	0.0	0.0	0	0	0	0

DEVONTE
WYATT
95

DEFENSIVE LINEMAN
GEORGIA



Fourth NFL Season | Fourth Packers Season

Ht: 6-3 | Wt: 304 | Born: March 31, 1998 | NFL Games Played/Started: 50/8 | Acquired: D1b-22

- AT A GLANCE
- » Was one of only five players in the NFL in 2024 with five-plus sacks (five), nine-plus tackles for a loss (career-best nine) and multiple fumble recoveries (career-high two), becoming the first Green Bay defensive lineman to hit those marks in a season dating back to 2000.
 - » Set career highs in 2023 for games played (17), games started (five), tackles (36), solo tackles (18), sacks (5½) and QB hits (11).
 - » Appeared in 16 games as a rookie in 2022 and registered 15 tackles (eight solo), 1½ sacks, three QB hits, a pass defended and a forced fumble.
 - » Was one of only two rookie defensive linemen (Dallas DE Sam Williams) to record at least one sack, one forced fumble and three QB hits in 2022.
 - » Earned second-team All-America honors from The Associated Press, first-team All-Southeastern Conference recognition from the coaches and second-team AP All-SEC honors in 2021.
 - » Attended Towers High School (Decatur, Ga.) and earned Class 3A all-state honors as a senior in 2016 from the Atlanta Journal-Constitution and the Georgia Sportswriters Association.

2025 SEASON: Has started all three contests, recording five tackles (three solo), two sacks (No. 2 on the team), two tackles for a loss, five QB hits (No. 3 on the team), eight Next Gen Stat QB pressures (tied for No. 3 on the team) and two passes defended...**vs. Detroit (Sept. 7):** Played on 49 defensive snaps, posting three tackles (one solo), a sack, a tackle for a loss, two NextGenStat QB pressures and three QB hits (tied for the team lead). With just under seven minutes to play in the game, sacked QB Jared Goff for a loss of 8 yards on a fourth-and-2 at the Detroit 35...**vs. Washington (Sept. 11):** Played 51 defensive snaps, recording two tackles (both solo), a sack, a tackle for a loss, two QB hits, five NGS QB pressures (No. 2 on the team) and a career-best two passes defended. With just under 10 minutes to play in the first quarter, tracked down a scrambling Jayden Daniels for a sack...**At Cleveland (Sept. 28):** Played 38 snaps and registered one NGS QB pressure before a knee injury ended his day.

REGULAR-SEASON COMPARISON: DEFENSIVE - DALLAS COWBOYS

DATE	OPP	W/L	GP/GS	TACKLES				SACK	YDS.	INT	TFL	PD	QBH	MISC		
				TOT	SOLO	ASST								TD	FF	FR
11/13/22	GB vs. DAL	W	P	1	1	0		0.0	0.0	0	0	0	0	0	0	0
TOTALS		1/0	1/0	1	1	0		0.0	0.0	0	0	0	0	0	0	0

POSTSEASON COMPARISON: DEFENSIVE - DALLAS COWBOYS

DATE	OPP	W/L	GP/GS	TACKLES				SACK	YDS.	INT	TFL	PD	QBH	MISC		
				TOT	SOLO	ASST								TD	FF	FR
1/14/24	GB @ DAL	W	P	1	1	0		0.0	0.0	0	0	0	0	0	0	0
TOTALS		1/0	1/0	1	1	0		0.0	0.0	0	0	0	0	0	0	0

DEVONTE WYATT'S NFL REGULAR-SEASON DEFENSIVE STATISTICS

YEAR	TEAM	TACKLES										INTERCEPTIONS								ST				MISC			
		GP	GS	TK	S	A	TFL	YDS	SK	YDS	QBH	NO	YDS	LG	TD	PD	FF	FR	TD	YDS	TK	S	A	FF	FR	S	A
2022	Packers	16	0	15	8	7	0	0	1.5	6.5	3	0	0	0	0	1	1	0	0	0	0	0	0	0	0	0	0
2023	Packers	17	5	36	18	18	6	37	5.5	35.5	11	0	0	0	0	1	0	1	0	0	0	0	0	0	0	0	0
2024	Packers	14	0	23	17	6	9	44	5.0	37.0	9	0	0	0	0	0	2	0	0	0	0	0	0	0	0	0	0
2025	Packers	3	3	5	3	2	2	9	2.0	9.0	5	0	0	0	2	0	0	0	0	0	0	0	0	0	0	0	0
NFL TOTALS		50	8	79	46	33	17	90	14.0	88.0	28	0	0	0	0	3	1	3	0	0	0	0	0	0	0	0	0

DEVONTE WYATT'S NFL POSTSEASON DEFENSIVE STATISTICS

		TACKLES										INTERCEPTIONS										ST				MISC	
YEAR	TEAM	GP	GS	TK	S	A	TFL	YDS	SK	YDS	QBH	NO	YDS	LG	TD	PD	FF	FR	TD	YDS	TK	S	A	FF	FR	S	A
2023	Packers	2	1	2	2	0	0	0	0.0	0.0	0	0	0	0	0	0	0	0	0	0	0	0	0	0	0	0	0
2024	Packers	1	0	0	0	0	0	0	0.0	0.0	0	0	0	0	0	0	0	0	0	0	0	0	0	0	0	0	0
NFL TOTALS		3	1	2	2	0	0	0	0.0	0.0	0	0	0	0	0	0	0	0	0	0	0	0	0	0	0	0	0

SINGLE-GAME HIGHS: DEFENSIVE

- Total Tackles
 - 4 vs. New Orleans Saints, Dec 23, 2024
 - 4 at Detroit Lions, Dec 05, 2024
 - ...3 more at 4.
- Solo Tackles
 - 4 at New York Giants, Dec 11, 2023
 - 3 vs. New Orleans Saints, Dec 23, 2024
 - ...4 more at 3.
- Sacks
 - 2.0 at Tennessee Titans, Sep 22, 2024
 - 1.5 at Chicago Bears, Sep 10, 2023
- Passes Defensed
 - 2 vs. Washington Commanders, Sep 11, 2025
 - 1 at Detroit Lions, Nov 06, 2022

- Forced Fumbles
 - 1 vs. Detroit Lions, Jan 08, 2023
- Fumble Recoveries
 - 1 at Jacksonville Jaguars, Oct 27, 2024
 - 1 at Philadelphia Eagles, Sep 06, 2024
 - ...1 more at 1.
- Tackles For Loss
 - 2 vs. New Orleans Saints, Dec 23, 2024
 - 2 at Tennessee Titans, Sep 22, 2024
 - ...3 more at 2.

2025 GXG REGULAR SEASON (PACKERS)

DATE OPPONENT	P/S	TK	S	A	SK	YDS	INT	PD	FF	FR
09/07 Lions	S	3	1	2	1.0	8.0	0	0	0	0
09/11 Commanders	S	2	2	0	1.0	1.0	0	2	0	0
09/21 at Browns	S	0	0	0	0.0	0.0	0	0	0	0
2025 TOTALS	3-3	5	3	2	2.0	9.0	0	2	0	0