



WEEKLY MEDIA INFORMATION PACKET

**GREEN BAY PACKERS
AT
CHICAGO BEARS**

WEEK 11
SUNDAY, NOV. 17, 2024
12 P.M. CT
SOLDIER FIELD



THE DOPE SHEET

OFFICIAL PROGRAM AND PUBLICATION, ACME-PACKERS FOOTBALL TEAM.

Packers Communications • Lambeau Field Atrium • 1265 Lombardi Avenue • Green Bay, WI 54304
920/569-7500 • 920/569-7201 fax

Jason Wahlers, Sarah Quick, Tom Fanning, Nathan LoCascio

VOL. XXVI; NO. 16

REGULAR-SEASON WEEK 11



GREEN BAY PACKERS (6-3)

AT

CHICAGO BEARS (4-5)



Sunday, Nov. 17 | Soldier Field | 12 p.m. CT

PACKERS HEAD TO CHICAGO TO FACE BEARS

The Green Bay Packers will face their longtime rival, the Chicago Bears, on Sunday.

► Dating back to 2000, this is the third time the Packers will play the Bears coming out of the bye (2021 and 2014), both wins, but the first time they will play at Chicago following the bye.

► Overall, the Packers have won 10 straight games against the Bears, tying the longest winning streak by either team in the history of the series (10 straight by Green Bay from 1994-98). The two 10-game streaks are the longest any team has against the Bears. The 10-game streak is also the longest current streak by an NFL team against a single opponent. During the 10-game streak, the Packers have a plus-127 scoring differential, a plus-16 turnover differential (19 take-aways, three giveaways) and have allowed 20 or fewer points in eight of the 10 wins.

► The Packers have won five straight at Chicago while not allowing more than 20 points in any of those five games, joining the 1928-30 Packers as the only NFL team to do that at Chicago.

► Green Bay has not allowed more than 28 points in 17 straight games at Soldier Field (including playoffs), tied for the longest streak by an opposing team at Soldier Field since the merger (Minnesota Vikings, 1971-88).

► The Packers are 54-53-2 at Chicago (including the post-season).

► Including a 2010 playoff victory at Chicago, Green Bay has won 25 of the last 30 meetings between the rivals at Soldier Field, including 13 of the last 14.

► Eight of the last 12 games between the two clubs at Soldier Field have been decided by single digits.

► Green Bay will be looking to win the week following the bye for the third time in the last four years, having beaten the Los Angeles Rams at home in 2022, 24-12. In 2021, the Packers beat the Chicago Bears at home, 45-30, after the bye to snap a four-game losing streak in games following the bye week.

► Green Bay will face an NFC opponent (Chicago) after the bye for the first time since 2022, the eighth time in the last 10 years (2015-24) and for the 16th time in the last 23 seasons (2002-24).

► Dating back to 2002, the Packers take on an NFC North team for the 11th time after the bye and for the fifth time on the road.

► It is the first time since 2012 (at Detroit) that Green Bay will play a road division game following the bye.

► Green Bay reached the bye with a winning record for the 12th time in the last 15 years and the 16th time in the last 25 years.

► It is the first time since 2009 that Green Bay went into its bye and comes out of its bye with NFC North games.

► In games immediately following its bye week, Green Bay has won 18 of its last 28 (.643), including wins in nine of the last 15.

► Since 2009, Green Bay is 84-49-1 (.631) overall after the bye.

► Under Head Coach **Matt LaFleur** (since 2019), the Packers are 28-11 in games played after the bye (7-5 in 2023, 3-1 in 2022, 4-1 in 2021, 9-3 in 2020 and 5-1 in 2019).

► Dating back to 1990 when bye weeks started, Green Bay is 19-15 (.559) in the game following the bye week.

WITH THE CALL

► FOX Sports, now in its 31st season as an NFL network television partner, will broadcast the game.

► Play-by-play man **Kevin Burkhardt** joins analyst **Tom Brady** and sideline reporters **Erin Andrews** and **Tom Rinaldi**.

► The game is also available through NFL Sunday Ticket by YouTube.

► All Packers games can be heard on the Packers Radio Network, which is made up of 54 stations in Wisconsin, Michigan, Minnesota, Illinois and North and South Dakota. 97.3 The Game – WRNW-Milwaukee begins its third season as the flagship station of the Packers Radio Network. For a map and full listing of radio affiliates, go to packers.com/video/radio-network.

Wayne Larrivee (play-by-play) and two-time Packers Pro Bowler **Larry McCarren** (analyst) call the action. McCarren first joined the team's broadcasts in 1995 and enters his 30th season calling Packers games. After originally being paired together in 1999, McCarren and Larrivee enter their 26th season of broadcasts together. They surpassed Jim Irwin and Max McGee for the most regular-season and postseason games broadcast for the Packers with 313 at the 2018 season opener against Chicago.

► The broadcast is also available on Sirius Satellite Radio on channel 139 or 384 or through the app (Packers Radio Network feed).

► Sports USA Radio will be broadcasting the game to a national audience with **Larry Kahn** (play-by-play) and **Mark Carrier** (analyst) on the call.

REGULAR SEASON

| Date | Opponent | Time (CT) | TV |
|---------------------|--------------------------------------|------------|--------|
| Fri., Sept. 6 | at Philadelphia Eagles (São Paulo) L | 29-34 | 47,236 |
| Sun., Sept. 15 | INDIANAPOLIS COLTS | W, 16-10 | 77,827 |
| Sun., Sept. 22 | at Tennessee Titans | W, 30-14 | 67,322 |
| Sun., Sept. 29 | MINNESOTA VIKINGS (Gold Pkg.) L | 29-31 | 78,335 |
| Sun., Oct. 6 | at Los Angeles Rams | W, 24-19 | 72,842 |
| Sun., Oct. 13 | ARIZONA CARDINALS | W, 34-13 | 77,773 |
| Sun., Oct. 20 | HOUSTON TEXANS | W, 24-22 | 78,197 |
| Sun., Oct. 27 | at Jacksonville Jaguars | W, 30-27 | 65,618 |
| Sun., Nov. 3 | DETROIT LIONS (Gold Pkg.) | L, 14-24 | 78,330 |
| Sun., Nov. 10 | BYE | | |
| Sun., Nov. 17 | at Chicago Bears | 12 p.m. | FOX |
| Sun., Nov. 24 | SAN FRANCISCO 49ERS | *3:25 p.m. | FOX |
| Thu., Nov. 28 | MIAMI DOLPHINS | 7:20 p.m. | NBC |
| Thu., Dec. 5 | at Detroit Lions | *7:15 p.m. | Prime |
| Thu., Dec. 15 | at Seattle Seahawks | *7:20 p.m. | NBC |
| Mon., Dec. 23 | NEW ORLEANS SAINTS | *7:15 p.m. | ESPN |
| Sun., Dec. 29 | at Minnesota Vikings | *12 p.m. | FOX |
| Sat./Sun., Jan. 4/5 | CHICAGO BEARS (Gold Pkg.) | TBD | TBD |

*—Start time and broadcast may shift due to NFL flexible scheduling

NFL POSTSEASON DATES

| | |
|------------|--|
| Jan. 11-13 | AFC and NFC Wild Card Playoffs |
| Jan. 18-19 | AFC and NFC Divisional Playoffs |
| Jan. 26 | AFC and NFC Championship Games |
| Feb. 9 | Super Bowl LIX, Caesars Superdome, New Orleans |



HEAD COACH MATT LAFLEUR

LAFLEUR LEADS THE PACK

Head Coach **Matt LaFleur** (la-flew-er) led the Packers to three straight NFC North titles, is the only coach in franchise history to post 10-plus wins in each of his first three seasons with the team and is the only coach in NFL history to win at least 12 games (13) in each of his first three seasons (2019-21) as an NFL head coach (Elias Sports Bureau).

- ▶ LaFleur has led Green Bay to the playoffs in four of his five seasons (2019-21, 2023). The Packers had three postseason wins from 2019-23, **No. 7 in the NFL** over that span.
- ▶ Per Elias, LaFleur is tied for the **second-most wins in NFL history by a head coach in his first five seasons in the league:**

| Head Coach | Wins In First Five Seasons |
|-------------------------|----------------------------|
| 1. George Seifert | 62 (1989-93) |
| 2t. Matt LaFleur | 56 (2019-23) |
| 2t. Mike Smith | 56 (2008-12) |

- ▶ The Week 6 victory over Arizona marked the 60th regular-season win of LaFleur's career. Among active NFL head coaches, he became the **second fastest** (89 games) to reach 60 wins behind only Pittsburgh's Mike Tomlin (88 games). Among Green Bay head coaches, LaFleur is the **second fastest** to 60 wins behind only Vince Lombardi (82 games).
- ▶ LaFleur has the **third-highest** regular-season winning percentage among active head coaches (min. 50 games):

| Head Coach | Winning Percentage |
|----------------------------|-----------------------|
| 1. Jim Harbaugh, SF/LAC | .692 (50-22-1) |
| 2. Nick Sirianni, PHI | .683 (41-19-0) |
| 3. Matt LaFleur, GB | .674 (62-30-0) |
| 4. Sean McDermott, BUF | .653 (81-43-0) |
| 5. Andy Reid, PHI/KC | .649 (267-144-1) |

- ▶ Dating back to 2019, the Packers have the **fourth-best** regular-season record in the NFL and have the **top mark in the NFC:**

| Team | Regular-Season Record (Since 2019) |
|---------------------|------------------------------------|
| 1. Kansas City | 72-20 (.783) |
| 2. Buffalo | 66-26 (.717) |
| 3. Baltimore | 63-30 (.677) |
| 4. Green Bay | 62-30 (.674) |
| 5. San Francisco | 59-33 (.641) |

- ▶ The Packers have had at least one winning streak of three-plus games in every season under LaFleur (2019-24).
- ▶ LaFleur has guided the Packers to a 35-11 record at home (.761) in the regular season, **tied for the top home mark in the NFL** since 2019 (Buffalo).
- ▶ Since 2019, Green Bay is 27-19 on the road in the regular season, a .587 winning percentage that is **tied for No. 5 in the NFL** over that span.
- ▶ After beginning the 2023 season 1-4 in one-score games, Green Bay won five of its last six. The Packers' six wins in one-score games **tied for No. 4 in the NFL** during the 2023 regular season. Green Bay is 4-2 this season (four wins are **tied for the fourth most in the NFL**) and 32-18 in one-score games under LaFleur, a .640 winning percentage that ranks **No. 3 in the NFL** since 2019 (Kansas City, 38-16, .704 / Pittsburgh, 41-18-1, .692).
- ▶ LaFleur (23-2) tied Guy Chamberlin (23-1-1) for the **most wins in NFL history** by a head coach in his first 25 regular-season home games (Elias).
- ▶ 2019-21 was the first time Green Bay won seven-plus games in three straight seasons at Lambeau Field since doing it in three straight years from 2010-12.
- ▶ LaFleur (39-10, .796, 2019-21) passed George Seifert

(38-10, .791, 1989-91) for the **most wins by an NFL head coach in his first three seasons** in the league (per Elias).

- ▶ LaFleur's 39 wins from 2019-21 **tied for the second most** by a coach over any three-season span in league history behind Mike Ditka's 40 wins with Chicago from 1985-87 and Reid's 40 with Kansas City from 2020-22 (Elias).
- ▶ LaFleur is the **only head coach in NFL history** to post 13-plus wins in three straight seasons (Elias).
- ▶ LaFleur tied Seifert for the **third fastest to 40 wins** by a head coach in NFL history (51 games) behind only Paul Brown (47) and Chuck Knox (50).
- ▶ LaFleur (33) **tied for the second-most wins** by a head coach in his first 40 regular-season games (Chamberlin, 34; Brown, 33).
- ▶ LaFleur reached 30 wins in his first 37 games as a head coach, **tied for the third fastest in NFL history** (Brown, 37) to reach the 30-win mark (Elias), trailing Seifert (36) and Chamberlin (35).
- ▶ According to Elias, LaFleur was the **sixth head coach since 1970** to lead his team to the conference championship game in both of his first two seasons as a head coach (2019-20), joining Jim Harbaugh (2011-12), Rex Ryan (2009-10), Barry Switzer (1994-95), Seifert (1989-90) and Don McCafferty (1970-71).
- ▶ LaFleur became just the **second NFL head coach** since the league went to a divisional format in 1967 to win 13-plus games and a division title in both of his first two seasons (2019-20), joining Seifert (1989-90).
- ▶ LaFleur (26) posted the **second-most wins in NFL history** by a coach in his first two seasons (2019-20) behind only Seifert (28 in 1989-90).
- ▶ LaFleur led the **biggest one-year win improvement** in franchise history in 2019:

| Seasons | Win Improvement |
|---------------------------------|-----------------|
| 1. 2018 (6) to 2019 (13) | +7 |
| 2t. 1928 (6) to 1929 (12) | +6 |
| 2t. 1958 (1) to 1959 (7) | +6 |
| 2t. 1971 (4) to 1972 (10) | +6 |
| 2t. 1988 (4) to 1989 (10) | +6 |

- ▶ LaFleur is 22-10 (.688), the **second-best record in the NFC North/Central** (min. 10 games) according to Elias:

| Coach | NFC North/Central Record |
|------------------------|--------------------------|
| 1. Mike Ditka | 58-25 (.6988) |
| 2. Matt LaFleur | 22-10 (.6875) |
| 3. Bud Grant | 80-36-3 (.6849) |
| 4. Mike McCarthy | 51-23-2 (.6842) |

- ▶ The Packers' .688 winning percentage in division games is **No. 4 in the NFL** since 2019.
- ▶ Green Bay is 11-6 (.647) in division games at home, **No. 8 in the NFL** since 2019.
- ▶ The Packers are 11-4 in road division contests, a .733 winning percentage that ranks **No. 4 in the NFL** since 2019.
- ▶ LaFleur's winning percentage of .917 (11-1) against division opponents in 2019-20 **tied for the second best** by a coach in his first two seasons as head coach, dating back to 1970 (Mike Tomlin, 11-1, .917 in 2007-08 / Mariucci, 15-1, .938 in 1997-98).
- ▶ Among head coaches who began their career since 1970, LaFleur was the **first one** to win his first seven road divisional games (Elias).
- ▶ LaFleur is the **only coach in NFL history** (Elias) to win his first 10 games against the Bears (Dennis Green won his first six for Minnesota in 1992-94). The 10-game win streak over Chicago tied for the longest by either team in the history of the series (10 straight by the Packers from 1994-98). Green Bay's 10-game streak against Chicago is tied for its second-longest winning streak against any franchise (15 games, Chicago Cardinals, 1937-46).



Two years after he co-founded the Packers with Curly Lambeau, George Calhoun began writing a piece called The Dope Sheet, which served as the official press release from 1921-24.

NOTES AFTER WEEK 10

- ▶ This is the fourth time in six seasons (2019-21, 2024) under Head Coach **Matt LaFleur** that the Packers have won six or more of their first nine games.
- ▶ The Packers have scored 24-plus points in seven of nine games this season. Green Bay is **tied for No. 2 in the NFL** in games with 24-plus points in 2024.
- ▶ Green Bay has a point differential of plus-36 (**No. 10 in the NFL**), the highest for the Packers through the first nine games of a season since 2020 (plus-53).
- ▶ The Packers are **tied for No. 3 in the NFL** this season with five games of 400-plus yards (Baltimore and San Francisco lead with six). Green Bay has posted 400-plus yards in each of the last two games (Weeks 8-9) and three of the last four (Week 6).
- ▶ Green Bay has posted 375-plus yards in seven games this season (Weeks 1-4, 6, 8-9), **No. 3 in the league** behind San Francisco (eight) and Baltimore (10), via Stathead.com.
- ▶ Green Bay has posted 160-plus rushing yards in five games this season, **tied for No. 3 in the league** behind Baltimore and Philadelphia (six).
- ▶ Green Bay has 772 first-half rushing yards this season, **No. 2 in the NFL** (Washington, 891).
- ▶ The Packers have 1,393 rushing yards this season, their most through nine games since 2003 (1,475).
- ▶ The Packers **lead the league** this season with two games with 175-plus rushing yards and zero sacks allowed (Week 2 and Week 6). It marks the first time since 2004 that Green Bay has done that twice in a season.
- ▶ This season was the first time since the merger that the Packers posted 420-plus rushing yards and two or fewer sacks allowed in the first two games of the season. It marked the fifth time it has happened in the NFL since 1970 (San Diego Chargers, 2006 / St. Louis Cardinals, 1979 / Dallas Cowboys, 1978 / Los Angeles Rams, 1976).
- ▶ Green Bay rushed for 237 yards on 24 carries (7.0 avg.) in the first half of Week 2, the **first time dating back to 1978** that it rushed for 200-plus yards in either half (per the Elias Sports Bureau).
- ▶ In Week 2, the Packers rushed for 164 yards on 20 carries (8.2) in the first quarter, the **most by Green Bay in any quarter** since it rushed for 166 yards in the third quarter at the St. Louis Cardinals on Sept. 29, 1985 (Elias Sports Bureau). The last NFL team to rush for that many yards in the first quarter of a game was the Denver Broncos (167 yards on Dec. 18, 2011). The Packers and Ravens (104 in Week 4) are the only NFL teams to rush for 100-plus yards in a first quarter this season.
- ▶ The Packers' 53 rushing attempts in Week 2 were their most in a game since they posted 54 attempts vs. Minnesota on Nov. 26, 1978.
- ▶ Green Bay's 92-yard TD drive early in the second quarter of Week 7 was its third TD drive of 90-plus yards this season, which matches the Packers' most in a season under LaFleur (2020 and 2021).

- ▶ The Packers rank in the **top 10 of the NFL** in the following offensive categories this season:
 Total Yards Per Game: 390.6 (No. 3)
 Yards Per Play: 6.16 (No. 3)
 Rushing Yards Per Game: 154.8 (No. 3)
 Rushing Yards Per Play: 4.98 (No. 4)
 Passing Yards Per Game: 235.8 (No. 7)
 Passing Yards Per Play: 7.61 (No. 6)
 Sacks Allowed Per Pass Att.: 4.30 pct. (No. 1)
 Average Time of Possession: 31:28 (No. 8)
 Points Per Game: 25.6 (No. 9)
 Sacks Allowed: 12 (No. 1)
 Games With Zero Sacks Allowed: 3 (t-No. 1)
- ▶ The Packers are **one of three teams in the NFL** (Baltimore, San Francisco) to rank in the top 10 in the league in total offense, rushing offense, passing offense and scoring.
- ▶ The Packers rank in the **top 10 in the NFL** in explosive plays (run of 12-plus yards or pass of 16-plus yards), and explosive runs this season:

| Team | Explosive Plays (2024) |
|----------------------|------------------------|
| 1. Baltimore | 94 |
| 2. Houston | 83 |
| 3. Arizona | 80 |
| 4t. Atlanta | 79 |
| 4t. Indianapolis | 79 |
| 6. Detroit | 76 |
| 7t. Green Bay | 74 |
| 7t. Buffalo | 74 |
| 7t. Tampa Bay | 74 |

| Team | Explosive Runs (2024) |
|----------------------|-----------------------|
| 1. Arizona | 38 |
| 2t. Baltimore | 36 |
| 2t. Indianapolis | 36 |
| 4t. Green Bay | 31 |
| 4t. Miami | 31 |

- ▶ Dating back to last season, the Packers have posted nine-plus explosive plays in six of their last 10 games (Week 18 of 2023, Weeks 1-4, Week 6 of 2024). The five-game streak that ended in Week 5 was Green Bay's longest streak with nine-plus since a five-game streak in 2011 (Weeks 13-17).
- ▶ The Packers rank at or near the top of the league in:
 Offensive Plays of 20-Plus Yards: 43 (No. 4)
 Runs of 20-Plus Yards: 11 (t-No. 4)
 Runs of 10-Plus Yards: 41 (No. 5)
 Completions of 20-Plus Yards: 32 (t-No. 7)
 Completions of 50-Plus Yards: 5 (t-No. 1)
- ▶ Green Bay has registered multiple completions of 50-plus yards in two games this season (two in Weeks 5 and 8). The Packers are **one of seven teams** to record multiple completions in multiple games this season (Indianapolis, three / Cincinnati, Jacksonville, New Orleans and Washington, two) and are the **only team** to do it in multiple games (TruMedia).
- ▶ The Packers led the league in points scored on the first possession of the second half in two of the past three seasons (56 in 2023 and 72 in 2021). Green Bay is **No. 4 in the NFL** in points scored on the first possession of the second half this season:

| Team | Points Scored on First Possession of Second Half (2024) |
|---------------------|---|
| 1. Cincinnati | 55 |
| 2. San Francisco | 44 |
| 3. Buffalo | 40 |
| 4. Green Bay | 38 |
| 5t. Baltimore | 34 |
| 5t. Washington | 34 |

- ▶ Green Bay is the **one of two NFL teams** with multiple takeaways in seven games this season:

| Team | Games With Multiple Takeaways (2024) |
|-------------------|--------------------------------------|
| 1t. Green Bay | 7 |
| 1t. Minnesota | 7 |
| 3t. Buffalo | 6 |
| 3t. Chicago | 6 |
| 3t. Indianapolis | 6 |
| 3t. Pittsburgh | 6 |
| 3t. San Francisco | 6 |

- ▶ For the **first time since 1996**, the Packers posted multiple takeaways in each of their first six games.
- ▶ The Packers' streak of six straight games with multiple takeaways (Weeks 1-6) was their **longest single-season streak since 2002** (nine).
- ▶ After posting 18 takeaways in 2023, the Packers have 19 takeaways this season.
- ▶ Green Bay ranks **among the best in the NFL** in takeaways, interceptions and interception rate this season:

| Team | Takeaways (2024) |
|---------------|------------------|
| 1. Minnesota | 20 |
| 2t. Green Bay | 19 |
| 2t. Buffalo | 19 |
| 4t. Detroit | 18 |
| 4t. Houston | 18 |

| Team | Interceptions (2024) |
|-------------------|----------------------|
| 1. Minnesota | 15 |
| 2t. Detroit | 13 |
| 2t. Houston | 13 |
| 4. New Orleans | 12 |
| 5. Buffalo | 11 |
| 6t. Green Bay | 10 |
| 6t. Pittsburgh | 10 |
| 6t. San Francisco | 10 |

| Team | Interception Rate (2024) |
|--------------|--------------------------|
| 1. Minnesota | 4.44 |
| 2. Houston | 4.23 |
| 3. Detroit | 3.83 |
| 4. Green Bay | 3.55 |

| Team | Takeaways by Fumble (2024) |
|------------------|----------------------------|
| 1t. Green Bay | 9 |
| 1t. Indianapolis | 9 |
| 3t. Buffalo | 8 |
| 3t. Chicago | 8 |

- ▶ For the **first time since 1996**, Green Bay recorded three-plus takeaways in each of the first four games of the season. The Packers were the first NFL team to accomplish the feat since the 2013 Chicago Bears.
- ▶ Weeks 1-4 this season were the first time since 2003 (Weeks 14-17) that the Packers had three-plus takeaways in four straight games (Stathead).
- ▶ The Packers are **tied for No. 7 in the league** in turnover differential this season (plus-six).
- ▶ The Packers rank **No. 2 in the league** in points scored off turnovers this season:

| Team | Points Off Turnovers (2024) |
|------------------|-----------------------------|
| 1. Buffalo | 78 |
| 2. Green Bay | 62 |
| 3. Minnesota | 61 |
| 4. San Francisco | 58 |
| 5. Chicago | 57 |
| 6t. Detroit | 55 |
| 6t. Tampa Bay | 55 |

- ▶ The Packers are **tied for No. 9 in the league** in games allowing fewer than 20 points this season (four). Green Bay is 4-0 when allowing less than 20 points in a game this season and 34-4 (.895) under LaFleur (since 2019). The Packers rank **No. 6 in the NFL** in winning percentage when holding teams to under 20 points since 2019.
- ▶ Opposing quarterbacks have averaged 3.0 yards per carry against Green Bay this season, **No. 2 in the NFL**.
- ▶ The Packers' defense ranks **No. 10** in rushing yards per game allowed (113.0), **No. 7** in rushing yards per play allowed (4.24) and **No. 6** in third-down percentage (33.01).
- ▶ Despite missing two games due to injury, QB **Jordan Love** is among the NFL's best in TD passes this season:

| Player | TD Passes (2024) |
|------------------------|------------------|
| 1t. Joe Burrow, CIN | 24 |
| 1t. Lamar Jackson, BAL | 24 |
| 1t. Baker Mayfield, TB | 24 |
| 4t. Josh Allen, BUF | 17 |
| 4t. Kirk Cousins, ATL | 17 |
| 4t. Sam Darnold, MIN | 17 |
| 7. Jared Goff, DET | 16 |
| 8t. Jordan Love, GB | 15 |
| 8t. Aaron Rodgers, NYJ | 15 |

- ▶ Love ranks **No. 6 in the NFL** in TD percentage (6.3 pct.).
- ▶ Love has thrown multiple TD passes in 13 of his last 16 games, posting 35 TD passes in those contests.
- ▶ Love posted 16 straight games with 200-plus passing yards and at least one passing TD (2023: Week 8 - 2024: Weeks 1, 4-7), which was the **second-longest streak in franchise history** behind only QB Aaron Rodgers' 19-game streak from 2010-12.
- ▶ Love became the **fifth NFL QB since 1950** to have multiple TD passes in at least 16 of their first 23 career regular-season starts (16th such game in 23rd career start). Love joined Dan Marino (19), Kurt Warner (19), Patrick Mahomes (18) and Tony Romo (17).
- ▶ Love threw multiple TD passes in nine consecutive games (2023: Weeks 15-18 - 2024: Weeks 1, 4-7), the **third-longest streak in team history** behind only Rodgers' 13-game streak in 2011 and Brett Favre's 12-game streak in 1994-95. Love (25 years old) is the **fourth quarterback aged 25-or-younger** with at least two touchdown passes in nine-plus consecutive games (nine games), joining Mahomes (14 consecutive games in 2018-19), Favre (12 in 1994-95) and Marino (10 games in 1984 and nine games in 1986-87).
- ▶ Including the postseason, Love had multiple passing TDs in 11 consecutive games played (2023: Weeks 15-20 - 2024: Weeks 1, 4-7). He is the **10th QB since 1970** to have multiple passing TDs in 11 straight games (including postseason).
- ▶ Love was the **first Packers QB** to throw three-plus TD passes in three straight home games (2024: Weeks 4, 6-7) in a single season since Rodgers in 2014.
- ▶ In Week 6, Love tied his career high (Week 4 this season vs. Minnesota) with four TD passes. He became the **first Green Bay QB** to throw four-plus TD passes in back-to-back home games in a single season since Favre (1995). The performance earned Love FedEx Air NFL Player of the Week honors via a fan vote.

- ▶ Love posted career highs for passing yards (389), passing TDs (four) and completions (32) in Week 4 vs. Minnesota. It marked just the **third time in franchise history** that a Packers QB has posted 375-plus passing yards, four-plus TD passes and 30-plus completions in a game as he joins Matt Flynn (vs. Detroit on Jan. 1, 2012) and Rodgers (vs. Washington on Sept. 15, 2013).
- ▶ **S Xavier McKinney is tied for No. 1 in the league** in interceptions this season:

| Player | Interceptions (2024) |
|----------------------------|----------------------|
| 1t. Xavier McKinney, GB | 6 |
| 1t. Kerby Joseph, DET | 6 |
| 3t. Brian Branch, DET | 4 |
| 3t. Calen Bullock, HOU | 4 |
| 3t. Marlon Humphrey, BAL | 4 |
| 3t. Jaylen McCollough, LAR | 4 |
| 3t. Byron Murphy, MIN | 4 |

- ▶ McKinney has a **league-best** seven takeaways this season (six INTs, one opponent fumble recovery).
- ▶ McKinney was the **first player in team history** to record six games with an INT in the first eight games of a season. Since the 1970 AFL-NFL merger, it **tied for the second-most games** with an INT in the first eight contests behind only Washington DB Lemar Parrish (seven games in 1979).
- ▶ McKinney was the **first Packer since CB Willie Buchanan in 1978** to post six interceptions in the team's first eight games of the season.
- ▶ McKinney became the **first player in team history** to register an INT in each of his first five games in a Green Bay uniform. He was also the **first NFL player** since the 1970 merger with an INT in each of his first five games with a team.
- ▶ McKinney's streak of five straight games with an INT (Week 1-5) **tied for the longest streak in franchise history** (Irv Comp in 1943).
- ▶ McKinney was the **fourth NFL player since 1970** with a takeaway in each of his team's first five games of a season, joining Trevon Diggs (2021), Brian Russell (2003) and Lemar Parrish (1979).
- ▶ Dating back to last season, McKinney had at least one INT in six games (Week 18 of 2023 / Week 1-5, 2024). It tied with eight other players for the **longest INT streak since the 1970 merger**. It **tied for the sixth-longest streak in NFL history** behind only Tom Morrow (eight in 1962-63) and four players with seven.
- ▶ McKinney's seven INTs over six games (Week 18 of 2023 / Weeks 1-5, 2024) **tied for the most in the NFL since 2010** over a six-game span with Cowboys CB Trevon Diggs (2021) and Chiefs CB Marcus Peters (2015-16).
- ▶ In the third quarter of Week 5, McKinney became the first Packer to have an INT and an opponent fumble recovery in a quarter since Charles Woodson (third quarter) at Carolina in Week 2 of 2011.
- ▶ RB **Josh Jacobs** ranks **No. 4 in the NFL** in rushing yards this season:

| Player | Rushing Yards (2024) |
|---------------------------|----------------------|
| 1. Derrick Henry, BAL | 1,120 |
| 2. Saquon Barkley, PHI | 991 |
| 3. Chuba Hubbard, CAR | 818 |
| 4. Josh Jacobs, GB | 762 |

- ▶ Jacobs' 762 rushing yards are the most by a Packer through nine games since RB Ahman Green (864) in 2004.
- ▶ Jacobs ranks **No. 4 in the league** with 583 rushing yards after contact, per TruMedia.
- ▶ Jacobs ranks **No. 3 in the NFL** this season with an average of 3.69 yards after contact per rush (min. 100 carries).
- ▶ Jacobs is **No. 8 in the NFL** with 98.9 yards from scrimmage per game this season.
- ▶ Jacobs is **tied for No. 7 in the NFL** this season in explosive runs (14) and **tied for No. 5** in both runs of 20-plus yards (six) and in runs of 10-plus yards (20), per TruMedia.
- ▶ Jacobs has registered 90-plus scrimmage yards in seven games this season, **tied for No. 1 in the NFL**.
- ▶ Jacobs has posted 50-plus yards from scrimmage **14 times in his last 15 games**.
- ▶ In Week 8, Jacobs posted his seventh career game with 100-plus rushing yards and two-plus rushing TD, **tied for No. 2 in the NFL** since he entered the league in 2019.
- ▶ In Week 7, Jacobs posted the first TD catch of his career on his 212th career reception. Only RB Thomas Jones (242) had more receptions prior to his first receiving TD.
- ▶ WR **Jayden Reed** passed WR Randall Cobb for the fifth-most receiving yards (1,413) by a Packers player in their first two seasons.
- ▶ Reed is the **only player in NFL history** with 100-plus catches, 1,400-plus receiving yards, 10-plus receiving TDs, 200-plus rushing yards and multiple rushing TDs in his first 25 games of his career.
- ▶ Reed has 100 career receptions, the second most by a Packer in their first 25 NFL games behind only WR Sterling Sharpe (102).
- ▶ Reed is **tied for No. 1 in the NFL** with 10 receptions of 25-plus yards this season, and dating back to last season, is **tied for No. 4** in that category (21).
- ▶ Among players with 35-plus catches this season, Reed ranks **No. 1 in the league** in yards per catch at 17.2. Since 2000, he is just the third Packer to post 35-plus receptions and an average of 17.0-plus yards per catch in the first nine games of a season (WRs Greg Jennings, 2008; Javon Walker, 2004).
- ▶ Reed is **one of only three players** since the 1970 merger (Walker with the Broncos in 2006 and Packers WR James Lofton in 1982) to post 35-plus catches, 600-plus receiving yards, an average of 17.0-plus yards per catch and 100-plus rushing yards in the first nine games of a season.
- ▶ Among wide receivers, Reed is **No. 5 in the NFL** with 730 yards from scrimmage this season.
- ▶ Reed ranks **No. 5 in the NFL** in explosive plays this season:

| Player | Explosive Plays (2024) |
|---------------------------|------------------------|
| 1t. Justin Jefferson, MIN | 21 |
| 1t. Darnell Mooney, ATL | 21 |
| 3. Ja'Marr Chase, CIN | 20 |
| 4. Zay Flowers, BAL | 19 |
| 5. Jayden Reed, GB | 18 |

- ▶ Reed became the **only player in the league since the 1970 merger** to post 80-plus receptions, 1,000-plus receiving yards, 10-plus receiving TDs and 200-plus rushing yards in his first 20 NFL games.
- ▶ Reed has 10 total TDs (seven receiving, three rushing) in his last 17 games.

- ▶ Reed was the first NFL wide receiver to post a TD run of 30-plus yards in back-to-back seasons (2023-24) since Eagles WR DeSean Jackson and Jets WR Brad Smith did so in 2009-10.
- ▶ WR **Christian Watson** has six TD catches in his last 11 games played.
- ▶ **TE Tucker Kraft** has five TD catches this season, with all of them coming in the last six games.
- ▶ Kraft is on a streak of 17 consecutive games with multiple receptions, the **longest streak by a Green Bay tight end in the Super Bowl era**.
- ▶ Kraft has registered **two of the six longest catches by a Green Bay tight end** in the Super Bowl era, per the Elias Sports Bureau:
 - 10/28/1979 - Paul Coffman - 78
 - 12/18/193 - Paul Coffman - 74
 - 11/04/2012 - Tom Crabtree - 72
 - 10/27/2024 - Tucker Kraft - 67
 - 10/6/2024 - Tucker Kraft - 66
 - 10/10/1993 - Jackie Harris - 66
- ▶ Kraft is the **first Packer tight end** to post at least two catches of 65-plus yards (two) in a season in the Super Bowl era. Kraft is just the **fourth NFL tight end** to accomplish that feat since 2000, joining George Kittle (three in 2018), Mark Andrews (two in 2018) and Vance McDonald (two in 2016).
- ▶ Among NFL tight ends, Kraft ranks near the top of the league this season in a few categories (TruMedia):

| Tight End | Receiving TDs (2024) |
|-----------------------------|----------------------|
| 1. George Kittle, SF | 7 |
| 2t. Tucker Kraft, GB | 5 |
| 2t. Mark Andrews, BAL | 5 |
| 4. Cade Otton, TB | 4 |

| Tight End | Yards After the Catch (2024) |
|----------------------------|------------------------------|
| 1. Brock Bowers, LV | 300 |
| 2. Tucker Kraft, GB | 259 |
| 3. George Kittle, SF | 227 |
| 4. Cade Otton, TB | 226 |
| 5. Kyle Pitts, ATL | 224 |

| Tight End | Yards Per Reception (2024) |
|----------------------------|----------------------------|
| 1. Sam LaPorta, DET | 14.6 |
| 2. Kyle Pitts, ATL | 14.3 |
| 3. Tucker Kraft, GB | 13.4 |
| 4. George Kittle, SF | 13.0 |
| 5. Dallas Goedert, PHI | 12.5 |

| Tight End | YAC Per Reception (2024) |
|----------------------------|--------------------------|
| 1. Tucker Kraft, GB | 9.3 |
| 2. Sam LaPorta, DET | 7.7 |
| 3. Isaiah Likely, BAL | 7.1 |

- ▶ Kraft posted the **most receptions (55) by a Packer tight end in his first 25 NFL games** (since 1970).
- ▶ Kraft ranks **No. 5 in the NFL** and **No. 1** among tight ends in receiving-TD percentage this season (17.9).
- ▶ WR **Dontayvion Wicks** is just the **fifth player in team history** to register four-plus TD catches in both of their first two seasons in the league (2023-24), joining Don Hutson (1935-36), Billy Howton (1952-53), James Lofton (1978-79) and Christian Watson (2022-23).
- ▶ All four of Wicks' TD catches this season have come at Lambeau Field. Dating back to last season, he has posted six TD catches in his last six home games.

- ▶ QB **Malik Willis** posted at least one passing TD, no INTs, a 120-plus rating and an average of 8.5-plus yards per attempt in each of his first three games with the Packers in which he had a minimum of five passing attempts (Weeks 2-3, 8). Willis is the first to do that since John Hadl did it in his first four games with five-plus passing attempts for the Rams in 1973 (Elias).
- ▶ In Week 8, LB **Edgerrin Cooper** became the **first Green Bay rookie since 2000** to post eight-plus tackles (eight), a sack (one), a forced fumble (one) and a pass defended (one) in a game.
- ▶ K **Brandon McManus** became the **first kicker in NFL history** to make a game-winning field goal as time expired in both of his first two games with a team (Elias).
- ▶ McManus and Arizona K Chad Ryland became the **first kickers since 2022** (Greg Joseph with Minnesota in Weeks 15-16) to convert a game-winning field goal on the final play of a game in consecutive weeks.
- ▶ P **Daniel Whelan** ranks in the top 10 in net punting average overall and at home:

| Player | Net Punting Average (2024) |
|------------------------------|----------------------------|
| 1. Logan Cooke, JAX | 46.3 |
| 2. Jack Fox, DET | 46.0 |
| 3t. A.J. Cole, LV | 44.3 |
| 3t. Ryan Rehkow, CIN | 44.3 |
| 5t. Daniel Whelan, GB | 43.9 |
| 5t. Corey Bojorquez, CLE | 43.9 |

| Player | Net Punting Average At Home (2024) |
|-----------------------------|------------------------------------|
| 1. Daniel Whelan, GB | 49.8 |
| 2. Jack Fox, DET | 48.4 |
| 3. Ryan Rehkow, CIN | 47.9 |
| 4. Jamie Gillan, NYG | 45.9 |
| 5. Logan Cooke, JAX | 45.5 |

- ▶ Whelan has punted 14 times this season at Lambeau Field, placing eight of those punts inside the 20. Eight of his 14 punts at home have been for 50-plus yards.
- ▶ Whelan punted five times for 284 yards in Week 7, a 56.8-yard gross average that is the second-best single-game average in team history (min. four punts) behind only Roy McKay's 61.6-yard average on five punts vs. the Chicago Cardinals on Oct. 28, 1945.
- ▶ Whelan's net average of 51.6 yards in Week 7 is the **top single-game mark in team history** (since 1976, min. four punts).
- ▶ Whelan posted a career-long 74-yard punt in the second quarter of Week 4. Dating back to 2000, it was the second-longest punt by a Packer behind only Corey Bojorquez's 82-yarder at Chicago on Oct. 17, 2021.
- ▶ DL **Rashan Gary** and **Kenny Clark** are tied for **No. 9 in team history** in sacks:

| Packer | Sacks (Since 1982) |
|---------------------------------|--------------------|
| 1. Clay Matthews, 2009-18 | 83.5 |
| 2. Kaber Gbaja-Biamila, 2000-08 | 74.5 |
| 3. Reggie White, 1993-98 | 68.5 |
| 4. Tim Harris, 1986-90 | 55.0 |
| 5. Aaron Kampman, 2002-09 | 54.0 |
| 6. Preston Smith, 2019-24 | 44.0 |
| 7. Ezra Johnson, 1977-87 | 41.5 |
| 8. Tony Bennett, 1990-93 | 36.0 |
| 9t. Kenny Clark, 2016-24 | 34.0 |
| 9t. Rashan Gary, 2019-24 | 34.0 |

THE DOPE ON THIS WEEK'S

OPPONENT:

Packers at Bears:

All-time, regular season: 106-94-6

All-time, postseason: 1-1

All-time, at Chicago (regular season): 53-52-2

Streaks: Green Bay has won the last 10 regular-season games played.

Last meeting, regular season: Jan. 7, 2024, Lambeau Field, Packers won, 17-9



COACHES CAPSULES

Matt LaFleur: 62-30-0, .674; (3-4 postseason); 6th NFL season

Matt Eberflus: 14-29, .326; (0-0 postseason); 3rd NFL season

Head to Head: LaFleur 4-0 vs. Eberflus

vs. Opponent: LaFleur 10-0 vs. Bears; Eberflus 0-4 vs. Packers

MATT LaFLEUR...In his sixth season as the Packers' 15th head coach.

► Is in his 16th season in the NFL, having previously served as an offensive coordinator for two seasons (Los Angeles Rams, 2017; Tennessee Titans, 2018), a quarterbacks coach for six seasons (Washington Redskins, 2010-13; Atlanta Falcons, 2015-16), and an offensive assistant for two seasons (Houston Texans, 2008-09).

► In his first five seasons leading the Packers, authored one of the greatest starts to a head-coaching career in NFL history. Per the Elias Sports Bureau, his 56 wins are tied for the second most in league history by a head coach in his first five seasons in the NFL, trailing only George Seifert (62 in 1989-93).

► Became the first coach in NFL history to post 13-plus wins in three straight seasons and his 39 wins from 2019-21 passed Seifert (38) for the most wins by an NFL head coach in his first three seasons in the league (Elias). His 39 wins are also tied for the second most by a coach over any three-season span in league history, trailing only Andy Reid's 40 wins with the Kansas City Chiefs from 2020-22 and Mike Ditka's 40 wins with the Chicago Bears from 1985-87 (Elias).

► In his first season leading the Packers in 2019, became the first coach in club history to lead the team to the playoffs in his debut season. Also led the largest one-year win improvement in team history (plus-seven wins).

MATT EBERFLUS...In his third season as the Bears' 17th head coach.

► Is in his 16th season in the NFL, having previously spent time with the Cleveland Browns (2009-10), Dallas Cowboys (2011-17) and Indianapolis Colts (2018-21).

► In his second season as head coach in 2023, the Bears' defense led the league in total rushing yards allowed (1,468) and rushing yards per game (86.4), while the offense ranked No. 2 in the NFL in total rushing yards (2,399) and rushing yards per game (141.1).

► Finished third in the voting for the 2018 Associated Press NFL Assistant Coach of the Year after helping the Colts' defense improve from 30th in the NFL in scoring and total yards in 2017 to 10th in scoring and 11th in total yards in his first season as defensive coordinator in 2018.

► Spent 17 years as a college coach in various roles at Toledo (1992-2000) and Missouri (2001-08).

THE PACKERS-BEARS SERIES

► These two franchises have met 208 times (regular season and postseason), which is the most in NFL history. Green Bay's 106 regular-season wins over Chicago are the team's most over any opponent.

► The teams have only met twice in the postseason with the most recent meeting following the 2010 season. The Packers beat the Bears, 21-14, at Soldier Field to earn a berth to Super Bowl XLV.

► With two wins over the Bears in 2017, Green Bay took and maintained the advantage in the series for the first time since leading 11-10-4 following the 1932 season.

► Green Bay is undefeated (10-0) against Chicago since head coach Matt LaFleur took over prior to the 2019 season (2019-23).

► Green Bay's 10 consecutive wins over Chicago is the team's longest active win streak over a single opponent and is tied for the second-longest win streak over a single opponent in team history.

NOTABLE CONNECTIONS

Packers WR Jayden Reed was born in Chicago, Ill., and attended Naperville Central High School as a senior... Packers DL Lukas Van Ness was born in Elgin, Ill., and attended Barrington High School... Packers T Kadeem Telfort spent one season (2019) at Highland Community College in Freeport, Ill.... Packers offensive line coach Luke Butkus served as an offensive assistant/assistant OL coach for the Bears from 2007-09 and was an offensive line coach at the University of Illinois in 2012 and from 2016-18.... Butkus, who attended Bloom Trail (Ill.) High School, also signed as a rookie free agent with the Bears in 2002 and is the nephew of Hall of Fame linebacker Dick Butkus... Packers strength and conditioning assistant Todd Hunt was an assistant strength and conditioning coach for the football program at Illinois in 2018.... Packers VP of player health and performance Bryan Engel is from Hanover Park, Ill., and attended the University of Illinois... Packers tight ends coach John Dunn was a football assistant for the Bears in 2016 and an offensive assistant for the team in 2017... Packers senior personnel executive Lee Gissendaner played wide receiver at Northwestern from 1990-93... Packers president/CEO Mark Murphy was the athletic director at Northwestern from 2003-07... Bears defensive coordinator Eric Washington was on the Wildcats' coaching staff from 2004-07 while Murphy served as the athletic director... Bears RBs coach Chad Morton spent five seasons with the Packers as a coaching administrator (2009) and special teams assistant (2010-13)... Bears TE Marcedes Lewis spent five seasons (2018-22) with the Packers... Lewis was also with the Jaguars when Butkus and Packers DL coach Jason Rebrovich were part of Jacksonville's coaching staff... Bears DB Jonathan Owens played in all 17 games and both postseason contests for the Packers in 2023... Owens, Bears DL DeMarcus Walker and Packers LB Eric Wilson were teammates with the Texans in 2021... Bears DB Tarvarius Moore spent time with the Packers during the 2023 offseason... Moore played for the 49ers when Packers defensive coordinator Jeff Hafley and offensive coordinator Adam Stenavich were on San Francisco's staff in 2018... Bears LB T.J. Edwards (2015-18) and LB Jack Sanborn (2018-21) attended the University of Wisconsin... Bears offensive coordinator Thomas Brown was the RBs coach at Wisconsin in 2014... Bears WRs coach Chris Beatty was on Wisconsin's coaching staff in 2013-14... Beatty (2021-23) and Brown (2021-22) were on the Chargers' coaching staff with Packers passing game coordinator (defense) Derrick Ansley... Ansley (2021-23) was on the Chargers' coaching staff when Bears WR Keenan Allen (2013-23), LB Amen Ogbongbemiga (2021-23) and Everett (2022-23) were on the team... Packers head coach Matt LaFleur and Bears offensive line game coordinator/OL coach Chris Morgan coached together in Washington from 2011-13 and Atlanta from 2015-16... LaFleur was the Rams' offensive coordinator in 2017 when Bears TE Gerald Everett played for the team... LaFleur also coached with Bears special teams coordinator Richard Hightower in Houston in 2008 and in Washington from 2010-13... Bears defensive passing game coordinator/CBs coach Jon Hoke was also on Houston's staff in 2008 with LaFleur and Hightower... Hightower was also on Cleveland's staff with Hafley and Packers DBs coach Ryan Downard in 2014 and on San Francisco's staff from 2017-21 with Hafley, Stenavich, Packers assistant DL coach Vince Oghobase and strength and conditioning coordinator Aaron Hill... Bears TE's coach Jim Dray was a player for Cleveland when Hafley and Downard were on the Browns' coaching staff in 2014-15... Dray was on the Cardinals' staff with Packers QBs coach Tom Clements (2020) and offensive QC coach Rob Grono in 2020-21... LaFleur (2014) and Packers WRs coach Ryan Mahaffey (2014-15) were on Notre Dame's coaching staff when Bears LS Scott Daly played for the Fighting Irish... Packers assistant head coach/special teams coordinator Rich Bisaccia and Bears head coach Matt Eberflus coached together on the staff in Dallas from 2013-17... Bisaccia and Packers special teams assistant Byron Storer were on the Raiders' coaching staff with Bears DL coach Travis Smith and offensive QC coach Zach Cable in 2018-21... Bisaccia also coached with Bears assistant special teams coach Carlos Polk with the Chargers in 2011-12 and the Cowboys in 2013.

LAST MEETING, REGULAR SEASON

Jan. 7, 2024, Lambeau Field, Packers won, 17-9

► Packers QB Jordan Love completed 27 of 32 passes for 316 yards and two TDs, both to WR Dontayvion Wicks.

► Packers RB Aaron Jones rushed for 111 yards on 22 carries (5.0 avg.), his third straight 100-yard performance.

► Bears QB Justin Fields connected on 11 of 16 passes for 148 yards and WR DJ Moore led the team with four catches for 64 yards (16.0 avg.).

► The Packers clinched a postseason berth with the victory over the Bears, earning the NFC's No. 7 seed.

AWARDS

- ▶ **S Xavier McKinney** earned **NFC Defensive Player of the Month** honors for October (Weeks 5-8). McKinney was the only NFL player with multiple interceptions (two), a sack (one) and a fumble recovery (one) in Weeks 5-8. It is his first career Player of the Month honor and he is the third Packers defensive back to earn Defensive Player of the Month, joining Pro Football Hall of Famer Charles Woodson (three-time winner) and Atari Bigby (December 2007). McKinney is the third former University of Alabama safety to earn Player of the Month honors, joining Landon Collins (November 2016) and Eddie Jackson (November 2018).
- ▶ **LB Edgerrin Cooper** was named **NFC Defensive Player of the Week** for Week 8 (October 24, 27-28). He posted eight tackles (four solo), a sack, a forced fumble and a pass defensed in the 30-27 win at Jacksonville. Cooper is the first rookie with five-plus tackles, a sack and a forced fumble in a game this season. It is Cooper's first career Player of the Week Award, becoming the first Packers rookie to win Defensive Player of the Week since Clay Matthews (Week 13, 2009). He joins Von Miller (Week 11, 2011) as the only former Texas A&M players to win Defensive Player of the Week as a rookie.
- ▶ In Week 6, **QB Jordan Love** was voted FedEx Air NFL Player of the Week by the fans after he tied his career high (Week 4 this season vs. Minnesota) with four TD passes and became the **first Green Bay QB** to throw four-plus TD passes in back-to-back home games in a single season since Brett Favre (1995).

A LOOK AT THE SCHEDULE

The Green Bay Packers' 2024 NFL schedule will feature 17 regular-season games and three preseason games. It is highlighted by five prime-time contests (subject to flexible scheduling) on the original schedule for the 11th straight year (2014-24). Of the 14 opponents on the schedule, 11 of those teams finished with a record of .500-plus last season, tied for the third most in the NFL behind the 12 that Cleveland and Baltimore face. The Packers have seven games against 2023 playoff teams.

- ▶ With the three-game preseason schedule implemented in 2021, the Packers will alternate between hosting one and two preseason games each year. This year, the Packers will start with two road games, first at the Cleveland Browns and then at the Denver Broncos. The Baltimore Ravens will come to Lambeau Field to close out the preseason. The matchup with the Ravens is designated as the Packers Give Back Game, with a benefiting charity to be highlighted through the game and surrounding activities.
- ▶ This year will be the first time that nine regular-season games will be played at Lambeau Field. As previously announced, the Gold package will receive the ninth regular-season game this year, the first year the ninth game will be hosted at Lambeau Field. Green package season ticket holders will receive their typical allotment of regular-season games (six) and will also receive this year's preseason contest. The next time Lambeau Field hosts the ninth regular-season game, the Green package will receive that game and the Gold package will receive the preseason contest.
- ▶ The Packers opened the season in São Paulo, Brazil, marking the sixth straight year and the 10th time in the last 12 seasons that Green Bay has started the season as the road team. Green Bay is the only team in the NFL to open the season as the road team each of the last six years (2019-24).
- ▶ Week 2 saw Green Bay facing the Indianapolis Colts in the home opener, marking the first time the Packers faced an AFC team in the home opener since 2014 against the New York Jets.
- ▶ Green Bay went back on the road in Week 3 as it traveled to Nashville to take on the Tennessee Titans. It was the earliest visit to Nashville to play the Titans and the second-earliest visit against the franchise (Week 1 at Houston Oilers in 1983).
- ▶ The first NFC North opponent the Packers faced was the Minnesota Vikings at home in Week 4.
- ▶ Green Bay faced a pair of NFC West teams in Weeks 5-6. First, the Packers went to Los Angeles to play the Rams, who Green Bay won its ninth game regular sea-

son game against out of the last 10 matchups against, before welcoming the Arizona Cardinals to Lambeau Field. Dating back to 1955, Green Bay improved to 9-1 against the Cardinals at home.

- ▶ Green Bay took on a couple AFC teams after that with a home game against the Houston Texans in Week 7 and a road trip to take on the Jacksonville Jaguars in Week 8. The Packers improved to 5-1 in the Texans series, including wins in the last four contests and improved to 6-2 against the Jaguars, including wins in each of the last four matchups. Both contests finished with a walk-off field goal by the Packers.
- ▶ A home game against the Detroit Lions in Week 9 preceded the bye week, which came in Week 10 for the first time since 2012. It marked the fourth time in six seasons under Head Coach Matt LaFleur that the Packers' bye has been Week 10 or later.
- ▶ The Packers stay in the division for a matchup at the Chicago Bears in Week 11. Including a 2010 playoff victory at Chicago, Green Bay has won 25 of the last 30 meetings between the rivals at Soldier Field, including 13 of the last 14.
- ▶ Week 12 will see Green Bay welcome the San Francisco 49ers to Lambeau Field. The Packers have won seven of the last eight regular-season home games against the 49ers.
- ▶ Week 13 will be a short week for the Packers as they will play at home against the Miami Dolphins on Thanksgiving night. It is the second straight year that Green Bay has played on Thanksgiving but only the second time at home on the holiday since 1923 (Chicago, 2015). It starts a run of four consecutive prime-time games, which would be the first time the Packers have played four straight prime-time games in a single season since the merger (Elias Sports Bureau).
- ▶ The Packers start December on Thursday night in Week 14 at Detroit, where Green Bay has won three of the last five contests.
- ▶ The Packers go west in Week 15 to face the Seattle Seahawks on a Sunday night. Green Bay has not played at Seattle since 2018 and the Packers last won in Seattle in 2008.
- ▶ For the 32nd straight season (1993-2024), Green Bay will play on *Monday Night Football* as it hosts the New Orleans Saints in Week 16.
- ▶ For the fourth straight season and the fifth time in the last six years, the Packers will finish the regular season with back-to-back NFC North contests. For the second consecutive season, they will travel a state over to take on the Vikings in Week 17 and then return home to face the Bears in the season finale on a date and time to be determined.

A CLOSER LOOK AT THE 2024 OPPONENTS:

| | | Last Overall | Last Lambeau Field |
|----------------------------|------------|-----------------------------|-----------------------------|
| Home Games | '23 Record | Meeting/Result | Meeting/Result |
| Colts | 9-8 | 11/22/20, L, 34-31 (OT) | 11/6/16, L, 31-26 |
| Vikings | 7-10 | 12/31/23, W, 33-10 | 10/29/23, L, 24-10 |
| Cardinals | 4-13 | 10/5/20, W, 30-16 | 10/5/20, W, 30-16 |
| Texans | 10-7 | 10/25/20, W, 35-20 | 12/4/16, W, 21-13 |
| Lions | 12-5 | 11/23/23, W, 29-22 | 9/28/23, L, 34-20 |
| 49ers | 12-5 | *1/20/24, L, 24-21 | *1/22/22, L, 13-10 |
| Dolphins | 11-6 | 12/25/22, W, 26-20 | 11/11/18, W, 31-12 |
| Saints | 9-8 | 9/24/23, W, 18-17 | 9/24/23, W, 18-17 |
| Bears | 7-10 | 1/7/24, W, 17-9 | 1/7/24, W, 17-9 |
| Totals | 81-72 | (529) | |
| Road Games | '23 Record | Last Overall Meeting/Result | Last Meeting at Site/Result |
| Eagles | 11-6 | 11/27/22, L, 40-33 | 11/27/22, L, 40-33 |
| Titans | 6-11 | 11/17/22, L, 27-17 | 11/13/16, L, 47-25 |
| Rams | 10-7 | 11/5/23, W, 20-3 | 10/28/18, L, 29-27 |
| Jaguars | 9-8 | 11/15/20, W, 24-20 | 9/11/16, W, 27-23 |
| Bears | 7-10 | 1/7/24, W, 17-9 | 9/10/23, W, 38-20 |
| Lions | 12-5 | 11/23/23, W, 29-22 | 11/23/23, W, 29-22 |
| Seahawks | 9-8 | 11/14/21, W, 17-0 | 11/15/18, L, 27-24 |
| Vikings | 7-10 | 12/31/23, W, 33-10 | 12/31/23, W, 33-10 |
| Totals | 71-65 | (522) | |
| Overall | 152-137 | (526) | |
| + = NFC Wild Card Playoff | | | |
| ^ = NFC Divisional Playoff | | | |
| * = NFC Championship | | | |

CONSECUTIVE-SELLOUT STREAK

Due to health-and-safety concerns, the Packers made the decision to first not have fans at home games and then to sell a limited number tickets to a few home games in 2020 due to the pandemic, which put a pause to the franchise's sellout streak. The Packers were happy to welcome back full crowds for the 2021 season and after Week 9 against the Detroit Lions this season, the sellout streak moved to 378 regular-season games at Lambeau Field (not including replacement games).

- ▶ The league's longest-tenured stadium, Lambeau Field is hosting its 68th season of football in 2024. For the victory over Seattle in the Divisional round of the 2019 playoffs, 78,998 Packers fans filled Lambeau Field for the second-highest paid attendance in stadium history (79,704 in the Divisional round of the 2014 playoffs versus Dallas).
- ▶ Across American professional sports, only Boston's Fenway Park (1912) and Chicago's Wrigley Field (1914) have longer tenures.
- ▶ Including the postseason, Green Bay is 279-139-6 (.667) at Lambeau Field (1957-2024).
- ▶ Under Head Coach **Matt LaFleur**, the Packers are 37-13 at home (including the postseason), a .740 winning percentage that ranks **No. 3 in the NFL** since 2019 (Kansas City ranks No. 1, 43-13, .768).

PACKERS DIGITAL AND SOCIAL MEDIA

Media and fans can visit www.packers.com and follow the Packers on social media for the most up-to-date information throughout the season.

- ▶ On-demand video clips of all general manager, head coach, coordinator and player interviews will be available on the website.
- ▶ Video conferences will be live streamed on packers.com, the Packers' mobile app, CTV app (Apple TV, Roku, Amazon Fire TV), Facebook, X/Twitter, and YouTube.
- ▶ Daily written stories covering practice and interviews with Head Coach Matt LaFleur, assistant coaches and players will be available on the website.
- ▶ Fun 'off-the field' videos will be shared to give fans a closer look at this year's team.
- ▶ Follow the Packers on social media on Instagram, TikTok, Facebook, X, Snapchat, and YouTube.

REPLAY CHALLENGES - REGULAR SEASON

Packers

| Season | Challenges Used | Challenges Overturned |
|--------|-----------------|-----------------------|
| 2024 | 3 | 0 |
| 2023 | 7 | 2 |
| 2022 | 6 | 4 |
| 2021 | 7 | 3 |
| 2020 | 3 | 2 |
| 2019 | 8 | 4 |
| 2018 | 3 | 1 |
| 2017 | 3 | 2 |
| 2016 | 5 | 3 |
| 2015 | 5 | 4 |
| 2014 | 3 | 0 |
| 2013 | 5 | 2 |
| 2012 | 8 | 5 |
| 2011 | 9 | 5 |
| 2010 | 6 | 3 |
| 2009 | 14 | 5 |
| 2008 | 7 | 4 |
| 2007 | 11 | 5 |
| 2006 | 4 | 2 |
| 2005 | 7 | 1 |

Opponent

| Season | Challenges Used | Challenges Overturned |
|--------|-----------------|-----------------------|
| 2024 | 4 | 3 |
| 2023 | 6 | 3 |
| 2022 | 4 | 3 |
| 2021 | 5 | 3 |
| 2020 | 7 | 5 |
| 2019 | 9 | 3 |
| 2018 | 4 | 4 |
| 2017 | 8 | 6 |
| 2016 | 4 | 2 |
| 2015 | 4 | 1 |
| 2014 | 5 | 3 |
| 2013 | 5 | 4 |
| 2012 | 4 | 2 |
| 2011 | 7 | 3 |
| 2010 | 11 | 3 |
| 2009 | 8 | 2 |
| 2008 | 8 | 1 |
| 2007 | 5 | 0 |
| 2006 | 11 | 4 |
| 2005 | 6 | 0 |

PRONUNCIATION GUIDE

PLAYERS

| | |
|----------------------|--------------------------|
| Jaire Alexander | ji-air |
| Corey Ballentine | BAL-en-tine |
| Romeo Doubs | DOBBS |
| Kingsley Enagbare | ee-nag-BAR-ee |
| Elgton Jenkins | EL-ton |
| Xavier McKinney | ZAY-vier |
| Keisean Nixon | KEY-shawn |
| Kitan Oladapo | .kuh-TAWN oh-luh-DAPP-oh |
| Matt Orzech | .OR-zick |
| Robert Rochell | roh-SHELL |
| Spencer Rolland | .RAH-land |
| Carrington Valentine | CAIR-ing-ton |
| Daniel Whelan | WEE-lan |
| Dontayvion Wicks | don-TAY-vee-in |

COACHES/FRONT OFFICE

| | |
|-------------------|-----------------|
| Rich Bisaccia | bis-SOTCH-ee-uh |
| Anthony Campanile | camp-uh-nell-ee |
| Tom Clements | KLEMM-ints |
| Wendel Davis | WEN-del |
| Ryan Downard | DOWN-erd |
| Sean Duggan | DUG-an |
| Rob Grosso | .GROW-so |
| Brian Gutekunst | GOO-tuh-kunst |
| Matt LaFleur | la-flew-er |
| Ryan Mahaffey | muh-HAFF-ee |
| Vince Oghobaase | oh-guh-BAH-see |
| Jason Rebrovich | reb-row-vitch |
| Adam Stenavich | STEN-uh-vitch |

BRIAN GUTEKUNST INTERVIEWS

- ▶ One-on-one interviews with Gutekunst should be arranged through Jason Wahlers (wahlersj@packers.com).

MATT LaFLEUR PRESS CONFERENCES

- ▶ During the regular season, LaFleur generally will be available in-person to media in the media auditorium on Monday, Wednesday, Thursday, Friday and after games.
- ▶ One-on-one interviews with LaFleur should be arranged through Jason Wahlers (wahlersj@packers.com).

PLAYER INTERVIEWS

- ▶ During the regular season, players on the active roster will be available in-person to media in the locker room generally on Monday, Wednesday, Thursday, Friday and following games.
- ▶ All interviews with players on the practice squad or injured reserve need to be requested and approved through the communications department.
- ▶ At the conclusion of all games, players will be made available following the NFL's standard "cooling-off" period.
- ▶ Any requests to interview players other than on the aforementioned days should be directed to a member of the Packers' communications department.

ASSISTANT COACH AVAILABILITY

- ▶ Coordinators – Adam Stenavich (offense), Jeff Hafley (defense) and Rich Bisaccia (special teams) – will continue to serve as primary spokesmen in their respective areas.
- ▶ During the regular season, coordinators will be available in-person to a limited number of media in the media auditorium once a week. Offensive and defensive position coaches generally will be available in-person. Specific availability will be included in our weekly advisory.
- ▶ Following games, LaFleur will be the only coach available to the media.
- ▶ Position coaches are available for questions on specific players and their position group only. Broader interview topics need to be directed to the respective coordinators.
- ▶ No assistant coach should be contacted directly by telephone (at his desk, home or on his cell phone), or by email. All interviews must be arranged through the communications department.
- ▶ Sarah Quick (quicks@packers.com) serves as the primary contact for assistant coaches. In her absence, feel free to contact another member of the communications staff.

PRACTICE ACCESS, PHOTOGRAPHY AND SOCIAL-MEDIA GUIDELINES

- ▶ During the regular season, practices will be open to local media who regularly cover the team for designated periods during the beginning of each session. Also as in prior years, photo/video opportunities will be limited to the beginning portions of practice.
- ▶ The team reserves the right to limit photography/video to certain periods for competitive reasons. This restriction applies to both training-camp and regular-season practices.
- ▶ During practice periods in which B-roll and still photography are NOT permitted, the media may not utilize camera phones, either. The communications staff will alert the media of the permissible "shooting" periods before and during each practice.
- ▶ Video of practice or press conferences by an individual or media outlet can be posted on social-media sites in compliance with the NFL online-content policy.
- ▶ No live-streaming or live broadcast of practice or press conferences or open locker room is permitted by an individual or media outlet at any time on any platform.
- ▶ NO entries about specific schemes, personnel groupings or anything that might be related in any way to game planning. If you have ANY questions about this, please ask a member of the Packers' communications staff before posting.
- ▶ NO entries regarding "football communications," including specific exchanges between coaches and players that might be overheard. Acknowledgement that the conversation occurred is acceptable, but we ask that the details of the conversation be withheld.
- ▶ NO detailed speculation as to the potential nature or severity of an injury. Once again, acknowledging that an injury occurred and providing general details (i.e., "right leg ..." or "left wrist ...") is permitted, but anything beyond that would be purely speculative and possibly inaccurate.
- ▶ Media are NOT permitted to photograph or shoot b-roll of injured players rehabbing on the practice field.
- ▶ Photographers (video and still) are asked to avoid filming, photographing, printing and/or airing any shots of any injury situation, while the injury occurs, while trainers attend to/treat the injured player, and while the player is leaving the field, either on his own or with aid. This includes minor injuries.
- ▶ Tripods are not allowed to be used while filming from the sideline.

NFL ONLINE-CONTENT POLICY

- ▶ Accredited Organizations may supplement its traditional media distribution platform (e.g., newspaper, television, radio) with other new media distribution platforms that it controls (e.g., websites, official social

media accounts, applications, podcasts), provided that, with respect to such new media distribution platforms: (i) any use of film or video or digital still images is limited to a reasonable amount or number (as applicable), and used only to illustrate or support news and editorial coverage of the Game or Event (as opposed to use in connection with or on commercial products (e.g., apparel, posters, commemorative programs, or other types of souvenir or other merchandise, or sponsored content) purposes; (ii) any use of film or video or digital still images is not used to create Simulated Video of game action; (iii) no video of game action is used (except that, if the Accredited Organization is a television broadcaster, Game or Event highlights may be shown as part of a single, non-archived, online “simulcast” of any regularly scheduled television news programming the Accredited Organization may broadcast, provided it adheres to the limits on such broadcasts set forth below); and (iv) use of non-game audio and video content obtained as a result of credentialed card access (e.g., press conferences, training camp, practice and/or interviews at NFL venues or events): (1) must be limited to 90 seconds maximum per day (180 seconds maximum -- 90 seconds per Member Club -- in two-Member Club markets), (2) may not be posted or streamed “live” or in real time in any form or medium and may not be archived (i.e., made available for on-demand public access for more than 24 hours after posting, etc.), (3) may appear only in an editorial context (i.e., no sponsorship, merchandising or advertising integrated with or around the content, including digital advertising, etc.), and (4) must be accompanied by links back to NFL.com and to the applicable Member Club’s web site.

INJURY INFORMATION

- ▶ All injury information will be issued by Head Coach Matt LaFleur. Please do not address injury questions to another coach or staff member.

CELL PHONES

- ▶ The team does not tolerate cell-phone distractions at practice. Please set all phones to off or vibrate. Phone conversations are strongly discouraged, but if necessary, should be conducted well away from the field.

POOL REPORTER

- ▶ As assigned by the Professional Football Writers of America (PFWA), the Green Bay pool reporter for this season is Rob Demovsky of ESPN.com.

MISCELLANEOUS

- ▶ All items brought to practice (cameras, bags, tripods, equipment, etc.) should be stored against the wall,

away from the field, for safety reasons.

- ▶ Food is not allowed during practice.
- ▶ Any equipment not stored should be held at all times; when avoiding oncoming action, it is important that anything in your possession moves as you move.
- ▶ No players or coaches may be actively engaged in conversation or interviewed while practice is in progress.

CREDENTIALS

- ▶ All credential requests may be requested through Sarah Quick, assistant director of communications, via email: quicks@packers.com. All media must now register in Accredited. Credentials will not be mailed. Credentials can be picked up on gameday at Media Will Call on the south side of the stadium near the Invalisalign Gate. Media Will Call opens four hours prior to kickoff.

PHOTO CREDENTIALS

- ▶ Photo credentials will not be issued to freelance photographers unless on a specific assignment from an accredited organization. Credentials are not provided to “grips” due to space limitations.

STADIUM ACCESS

- ▶ Please enter through the loading dock/security entrance with your 2024 non-gameday credential. Those with a simplex card can enter through the media workroom entrance. Please email Sarah Quick (quicks@packers.com) if a day pass is needed.

GAME-CREDENTIAL DEADLINES

- ▶ Following are credential application deadlines for the Packers’ regular-season games. All written requests should be directed to Sarah Quick via email at quicks@packers.com.
- ▶ at Chicago Bears – Monday, Nov. 11 by 10 a.m.
- ▶ vs. San Francisco 49ers – Wednesday, Nov. 20 by noon
- ▶ vs. Miami Dolphins – Monday, Nov. 25 by 10 a.m.
- ▶ at Detroit Lions – Thursday, Nov. 28 by noon
- ▶ at Seattle Seahawks – Monday, Dec. 9 by 10 a.m.
- ▶ vs. New Orleans Saints – Wednesday, Dec. 18 by noon
- ▶ at Minnesota Vikings – Monday, Dec. 23 at 10 a.m.
- ▶ vs. Chicago Bears – Tuesday, Dec. 31 by 12 noon

ROSTER/ALPHABETICAL

| NO. | NAME | POS | HT | WT | DOB | EXP | COLLEGE | HOMETOWN | HOW ACC |
|-----|-----------------------|-----|------|-----|------------|-----|--------------------|-----------------------------|-----------------|
| 23 | Alexander, Jaire | CB | 5-10 | 196 | 2/9/1997 | 7 | Louisville | Mint Hill, N.C. | D1-18 |
| 39 | Anderson, Zayne | S | 6-2 | 206 | 1/3/1997 | 2 | Brigham Young | Stansbury Park, Utah | W-23 (Buf.) |
| 26 | Ballentine, Corey | CB | 5-11 | 196 | 4/13/1996 | 6 | Washburn | Tecumseh, Kan. | FA-22 |
| 30 | Brooks, Chris | RB | 6-1 | 219 | 1/11/2000 | 2 | Brigham Young | Oceanside, Calif. | FA-24 |
| 94 | Brooks, Karl | DL | 6-3 | 296 | 5/8/2000 | 2 | Bowling Green | Lansing, Mich. | D6a-23 |
| 20 | Bullard, Javon | S | 5-10 | 198 | 9/5/2002 | R | Georgia | Milledgeville, Ga. | D2a-24 |
| 97 | Clark, Kenny | DL | 6-3 | 314 | 10/4/1995 | 9 | UCLA | Rialto, Calif. | D1-16 |
| 56 | Cooper, Edgerrin | LB | 6-2 | 229 | 11/17/2001 | R | Texas A&M | Covington, La. | D2a-24 |
| 57 | Cox Jr., Brenton | DL | 6-4 | 250 | 1/30/2000 | 2 | Florida | Stockbridge, Ga. | FA-23 |
| 73 | Dillard, Andre | T | 6-5 | 315 | 10/3/1995 | 6 | Washington State | Woodinville, Wash. | FA-24 |
| 87 | Doubs, Romeo | WR | 6-2 | 204 | 4/13/2000 | 3 | Nevada | Los Angeles, Calif. | D4a-22 |
| 55 | Engbarger, Kingsley | DL | 6-4 | 258 | 1/18/2000 | 3 | South Carolina | Atlanta, Ga. | D5-22 |
| 86 | FitzPatrick, John | TE | 6-7 | 262 | 3/9/2000 | 3 | Georgia | Atlanta, Ga. | FA-24 (PS-Alt.) |
| 52 | Gary, Rashan | DL | 6-5 | 277 | 12/3/1997 | 6 | Michigan | Paramus, N.J. | D1a-19 |
| 79 | Glover, Travis | T | 6-6 | 317 | 8/17/2000 | R | Georgia State | Vienna, Ga. | D6-24 |
| 18 | Heath, Malik | WR | 6-2 | 213 | 3/31/2000 | 2 | Mississippi | Jackson, Miss. | FA-23 |
| 59 | Hopper, Ty Ron | LB | 6-2 | 228 | 4/26/2001 | R | Missouri | Roswell, Ga. | D3b-24 |
| 8 | Jacobs, Josh | RB | 5-10 | 223 | 2/11/1998 | 6 | Alabama | Tulsa, Okla. | UFA (LV)-24 |
| 74 | Jenkins, Elgton | G/T | 6-5 | 311 | 12/26/1995 | 6 | Mississippi State | Clarksdale, Miss. | D2-19 |
| 85 | Kraft, Tucker | TE | 6-5 | 259 | 11/12/2000 | 2 | South Dakota State | Timber Lake, S.D. | D3-23 |
| 10 | Love, Jordan | QB | 6-4 | 219 | 11/2/1998 | 5 | Utah State | Bakersfield, Calif. | D1-20 |
| 58 | McDuffie, Isaiah | LB | 6-1 | 227 | 7/21/1999 | 4 | Boston College | Buffalo, N.Y. | D6b-21 |
| 29 | McKinney, Xavier | S | 6-0 | 201 | 8/9/1999 | 5 | Alabama | Roswell, Ga. | UFA (NYG)-24 |
| 17 | McManus, Brandon | K | 6-3 | 201 | 7/25/1991 | 11 | Temple | Landsdale, Pa. | FA-24 |
| 60 | Melton, Bo | WR | 5-11 | 189 | 5/18/1999 | 1 | Rutgers | Egg Harbor City, N.J. | FA-22 (PS-Sea.) |
| 82 | Monk, Jacob | C/G | 6-3 | 308 | 6/4/2000 | R | Duke | Wendell, N.C. | D5a-24 |
| 77 | Morgan, Jordan | T/G | 6-5 | 311 | 8/4/2001 | R | Arizona | Tucson, Ariz. | D1-24 |
| 53 | Mosty, Arron | DL | 6-3 | 250 | 4/13/1999 | 2 | Fresno State | Sanger, Calif. | W-23 (Car.) |
| 71 | Myers, Josh | C/G | 6-5 | 310 | 7/16/1998 | 4 | Ohio State | Miamisburg, Ohio | D2-21 |
| 25 | Nixon, Keisean | S | 5-10 | 200 | 6/22/1997 | 6 | South Carolina | Los Angeles, Calif. | FA-22 |
| 27 | Odapod, Kiton | S | 6-2 | 216 | 10/10/2000 | R | Oregon State | Portland, Ore. | D5b-24 |
| 42 | Orzech, Matt | LS | 6-3 | 245 | 4/28/1995 | 5 | Azusa Pacific | Menifee, Calif. | UFA (LAR)-23 |
| 11 | Reed, Jayden | WR | 5-11 | 187 | 4/28/2000 | 2 | Michigan State | Naperville, Ill. | D2b-23 |
| 75 | Rhyan, Sean | G | 6-5 | 321 | 1/15/2000 | 3 | UCLA | San Juan Capistrano, Calif. | D3-22 |
| 89 | Sims, Ben | TE | 6-5 | 250 | 11/3/2000 | 2 | Baylor | San Antonio, Texas | W-23 (Min.) |
| 93 | Slaton, T.J. | DL | 6-4 | 330 | 10/3/1997 | 4 | Florida | Plantation, Fla. | D5a-21 |
| 21 | Stokes, Eric | CB | 6-1 | 194 | 3/1/1999 | 4 | Georgia | Covington, Ga. | D1-21 |
| 76 | Telford, Kadeem | T | 6-7 | 322 | 11/10/1998 | 3 | UAB | Miami, Fla. | FA-23 |
| 50 | Tom, Zach | QB | 6-4 | 304 | 3/26/1999 | 3 | Wake Forest | Baton Rouge, La. | D4b-22 |
| 24 | Valentine, Carrington | CB | 6-0 | 189 | 9/9/2001 | 2 | Kentucky | Cincinnati, Ohio | D7a-23 |
| 90 | Van Ness, Lukas | DL | 6-5 | 272 | 7/6/2000 | 1 | Iowa | Barrington, Ill. | D1-23 |
| 7 | Walker, Quay | LB | 6-4 | 241 | 5/8/2000 | 3 | Georgia | Cordele, Ga. | D1a-22 |
| 63 | Walker, Rasheed | T | 6-6 | 324 | 12/12/1998 | 3 | Penn State | Waldorf, Md. | D7c-22 |
| 9 | Watson, Christian | WR | 6-4 | 208 | 8/30/2001 | R | North Dakota State | Tampa, Fla. | D2-22 |
| 19 | Whelan, Daniel | P | 6-5 | 216 | 2/10/1999 | 2 | UC Davis | Rancho Mirage, Calif. | FA-23 |
| 13 | Wicks, Dontayvion | WR | 6-1 | 200 | 6/16/2000 | 2 | Virginia | Plaquemine, La. | D5b-23 |
| 33 | Williams, Evan | S | 5-11 | 200 | 7/28/2001 | R | Oregon | Mountain View, Calif. | D4-24 |
| 2 | Willis, Malik | QB | 5-11 | 225 | 5/25/1999 | 3 | Liberty | Roswell, Ga. | FA-23 |
| 31 | Wilson, Emanuel | RB | 5-10 | 226 | 5/8/1999 | 2 | Fort Valley State | Huntersville, N.C. | FA-23 |
| 45 | Wilson, Eric | LB | 6-1 | 230 | 9/26/1994 | 8 | Cincinnati | Redford, Mich. | FA-22 (PS-NO) |
| 96 | Wooden, Colby | DL | 6-4 | 273 | 12/21/2000 | 2 | Auburn | Lawrenceville, Ga. | D4-23 |
| 95 | Wyatt, Devonte | DL | 6-3 | 304 | 3/31/1998 | 3 | Georgia | Decatur, Ga. | D1b-22 |

Injured Reserve (4)

| | | | | | | | | | |
|----|-----------------|----|-----|-----|----------|---|---------------------|-----------------|-----------------|
| 84 | Davis, Tyler | TE | 6-4 | 252 | 4/2/1997 | 5 | Georgia Tech | Bellmore, N.Y. | FA-21 (PS-Ind.) |
| 28 | Dillon, AJ | RB | 6-0 | 247 | 5/2/1998 | 5 | Boston College | Groton, Mass. | D2-20 |
| 32 | Lloyd, MarShawn | RB | 5-9 | 220 | 1/5/2001 | R | Southern California | Hyttsville, Md. | D3a-24 |
| 88 | Musgrave, Luke | TE | 6-6 | 253 | 9/2/2000 | 2 | Oregon State | Beard, Ore. | D2a-23 |

Practice Squad (17)

| | | | | | | | | | |
|----|----------------------|-----|------|-----|------------|---|-------------------|-------------------------|-----------------|
| 49 | Alexandre, Deslin | DL | 6-3 | 264 | 6/11/1998 | 1 | Pittsburgh | Deerfield Beach, Fla. | FA-24 |
| 40 | Brown, Omar | S | 6-1 | 205 | 10/12/2000 | R | Nebraska | Minneapolis, Minn. | FA-24 |
| 6 | Clifford, Sean | QB | 6-2 | 218 | 7/14/1998 | 2 | Penn State | Cincinnati, Ohio | D5a-23 |
| 44 | Davis, Jamin | LB | 6-3 | 234 | 12/12/1998 | 4 | Kentucky | Ludovici, Ga. | FA-24 |
| 65 | Ester, James | DL | 6-3 | 289 | 8/30/2001 | R | Northern Illinois | Detroit, Mich. | FA-24 |
| 99 | Ford, Jonathan | DL | 6-5 | 338 | 9/29/1998 | 2 | Miami (Fla.) | Fort Lauderdale, Fla. | D7b-22 |
| 36 | Hadden, Karmal | CB | 6-1 | 192 | 1/17/2001 | R | Tennessee | River Rouge, Mich. | FA-24 |
| 16 | Hale, Alex | K | 6-1 | 203 | 3/7/1998 | R | Oklahoma State | East Gosford, Australia | FA-24 |
| 81 | Hicks, Julian | WR | 6-2 | 201 | 9/29/1999 | R | Albany | Mayfield, Ohio | FA-24 |
| 87 | Jennings, Donovan | G/T | 6-4 | 323 | 11/24/1999 | R | South Florida | Tampa, Fla. | FA-24 |
| 63 | Johnson, Cornelius | WR | 6-3 | 212 | 11/29/2000 | R | Michigan | Greenwich, Conn. | FA-24 |
| 34 | King, Kalen | CB | 5-11 | 190 | 1/28/2003 | R | Penn State | Detroit, Mich. | D7b-24 |
| 82 | Knowles, Malik | WR | 6-2 | 196 | 8/17/2000 | 1 | Kansas State | Mansfield, Texas | FA-24 |
| 38 | Merrifweather, Ellis | RB | 6-1 | 220 | 4/7/1999 | 1 | Massachusetts | Alphaetta, Ga. | FA-23 |
| 22 | Rochell, Robert | CB | 6-0 | 243 | 4/26/1998 | 4 | Central Arkansas | Shreveport, La. | FA-23 (PS-Car.) |
| 72 | Rolland, Spencer | T | 6-6 | 306 | 9/1/1999 | R | North Carolina | Apple Valley, Minn. | FA-24 |
| 48 | Swinson, Messiah | TE | 6-7 | 259 | 4/20/2000 | R | Arizona State | Brookville, N.Y. | FA-24 |

ROSTER/NUMERICAL

| NO. | NAME | POS | HT | WT | DOB | EXP | COLLEGE | HOMETOWN | HOW ACC |
|-----|----------------------|-----|------|-----|------------|-----|--------------------|-----------------------------|-----------------|
| 2 | Malik Willis | QB | 6-1 | 225 | 5/25/1999 | 3 | Liberty | Roswell, Ga. | T-24 (Ten.) |
| 7 | Quay Walker | LB | 6-4 | 241 | 5/8/2000 | 3 | Georgia | Cordale, Ga. | D1a-22 |
| 8 | Chris Jacobs | RB | 5-10 | 223 | 2/11/1998 | 6 | Alabama | Tulsa, Okla. | UFA (LV)-24 |
| 9 | Jonathan Watson | WR | 6-4 | 208 | 5/12/1999 | 3 | North Dakota State | Tampa, Fla. | D2-22 |
| 10 | Jordan Love | QB | 6-4 | 219 | 11/2/1998 | 5 | Utah State | Bakersfield, Calif. | D1-20 |
| 11 | Jayden Reed | WR | 5-11 | 187 | 4/28/2000 | 2 | Michigan State | Naperville, Ill. | D2b-23 |
| 13 | Dontayvion Wicks | WR | 6-1 | 206 | 6/16/2001 | 2 | Virginia | Plaquemine, La. | D5b-23 |
| 17 | Brandon McManus | K | 6-3 | 201 | 7/25/1991 | 11 | Temple | Lansdale, Pa. | FA-24 |
| 18 | Malik Heath | WR | 6-2 | 213 | 3/31/2000 | 2 | Mississippi | Jackson, Miss. | FA-23 |
| 19 | Daniel Whelan | P | 6-5 | 216 | 2/10/1999 | 2 | UC Davis | Rancho Mirage, Calif. | FA-23 |
| 20 | Javon Bullard | S | 5-10 | 198 | 9/5/2002 | R | Georgia | Milledgeville, Ga. | D2b-24 |
| 21 | Eric Stokes | CB | 6-1 | 194 | 3/1/1999 | 4 | Georgia | Covington, Ga. | D1-21 |
| 23 | Jaire Alexander | CB | 5-10 | 196 | 2/9/1997 | 7 | Louisville | Mint Hill, N.C. | D1-18 |
| 24 | Carrington Valentine | CB | 6-0 | 189 | 9/9/2001 | 2 | Kentucky | Cincinnati, Ohio | D7a-23 |
| 25 | Keisane Nixon | CB | 5-10 | 200 | 6/22/1997 | 6 | South Carolina | Los Angeles, Calif. | FA-22 |
| 26 | Corey Ballentine | CB | 5-11 | 196 | 4/13/1996 | 6 | Washburn | Tecumseh, Kan. | FA-22 |
| 27 | Kitan Oladapo | S | 6-2 | 216 | 10/10/2000 | R | Oregon State | Portland, Ore. | D5b-24 |
| 29 | Xavier McKinney | S | 6-0 | 201 | 8/9/1999 | 5 | Alabama | Roswell, Ga. | UFA (NWG)-24 |
| 30 | Chris Brooks | RB | 5-11 | 219 | 1/11/2000 | 2 | Brigham Young | Oceanside, Calif. | FA-24 |
| 31 | Emanuel Wilson | RB | 6-10 | 226 | 5/8/1999 | 2 | Fort Valley State | Huntsville, N.C. | FA-23 |
| 33 | Evan Williams | S | 5-11 | 200 | 7/28/2001 | R | Oregon | Mountain View, Calif. | D4-24 |
| 39 | Zayne Anderson | S | 6-2 | 206 | 1/31/1997 | 2 | Brigham Young | Stansbury Park, Utah | FA-24 |
| 42 | Matt Orzech | LS | 6-3 | 245 | 4/12/1995 | 5 | Azusa Pacific | Menifee, Calif. | W-23 (Buf.) |
| 45 | Eric Wilson | LB | 6-1 | 230 | 9/26/1994 | 8 | Cincinnati | Redford, Mich. | UFA (LAR)-23 |
| 50 | Zach Tom | OL | 6-4 | 304 | 3/26/1993 | 3 | Wake Forest | Baton Rouge, La. | FA-22 (PS-NO) |
| 52 | Rashan Gary | DL | 6-5 | 277 | 12/3/1997 | 6 | Michigan | Paramus, N.J. | D4b-22 |
| 53 | Arron Mosby | DL | 6-3 | 250 | 4/18/2000 | 2 | Fresno State | Sanger, Calif. | D1a-19 |
| 55 | Kingsley Enagbare | DL | 6-4 | 258 | 1/13/1999 | 3 | South Carolina | Atlanta, Ga. | W-23 (Car.) |
| 56 | Edergerrin Cooper | LB | 6-2 | 229 | 11/17/2001 | R | Texas A&M | Covington, La. | D5-22 |
| 57 | Brenton Cox Jr. | DL | 6-4 | 250 | 1/30/2000 | 2 | Florida | Stockbridge, Ga. | FA-23 |
| 58 | Isiah McDuffie | LB | 6-1 | 227 | 7/21/1999 | 4 | Boston College | Buffalo, N.Y. | D6b-21 |
| 59 | Ty Ron Hopper | LB | 6-2 | 228 | 4/26/2001 | R | Missouri | Roswell, Ga. | D3b-24 |
| 62 | Jacob Monk | C/G | 6-3 | 308 | 6/4/2001 | R | Duke | Wendell, N.C. | D5a-24 |
| 63 | Rashed Walker | T | 6-6 | 324 | 2/13/1998 | 4 | Penn State | Waldorf, Md. | W-22 |
| 71 | Josh Myers | C/G | 6-5 | 310 | 7/16/1998 | 4 | Ohio State | Miamisburg, Ohio | D2-21 |
| 73 | Andre Dillard | T | 6-5 | 315 | 10/3/1995 | 6 | Washington State | Woodinville, Wash. | FA-19 |
| 74 | Elgton Jenkins | G/T | 6-5 | 311 | 12/26/1995 | 6 | Mississippi State | Clarksdale, Miss. | D2-19 |
| 75 | Sean Rhyan | G | 6-5 | 321 | 9/15/2000 | 3 | UCLA | San Juan Capistrano, Calif. | D3-22 |
| 76 | Kadeem Telford | T | 6-7 | 322 | 11/10/1998 | 1 | UAB | Miami, Fla. | FA-23 |
| 77 | Jordan Morgan | T/G | 6-5 | 311 | 8/4/2000 | R | Arizona | Tucson, Ariz. | D6-24 |
| 79 | Travis Glover | T | 6-6 | 317 | 8/17/2000 | R | Georgia State | Vienna, Ga. | D1-24 |
| 80 | Bo Melton | WR | 5-11 | 189 | 5/18/1999 | 1 | Rutgers | Egg Harbor City, N.J. | FA-22 (PS-Sea.) |
| 85 | Tucker Kraft | TE | 6-5 | 259 | 11/3/2000 | 2 | South Dakota State | Timber Lake, S.D. | D3-23 |
| 86 | John FitzPatrick | TE | 6-7 | 262 | 3/9/2000 | 3 | Georgia | Atlanta, Ga. | FA-24 (PS-Atl.) |
| 87 | Romeo Doubs | WR | 6-2 | 204 | 4/13/2000 | 3 | Nevada | Los Angeles, Calif. | D4a-22 |
| 89 | Ben Sims | WR | 6-5 | 250 | 5/16/2000 | 2 | Baylor | San Antonio, Texas | W-23 (Min.) |
| 90 | Lukas Van Ness | DL | 6-5 | 272 | 7/6/2000 | 2 | Iowa | Barrington, Ill. | D1-23 |
| 93 | T.J. Slaton | DL | 6-4 | 330 | 10/3/1997 | 4 | Florida | Plantation, Fla. | D5a-21 |
| 94 | Karl Brooks | DL | 6-3 | 296 | 5/8/2000 | 2 | Bowling Green | Lansing, Mich. | D6a-23 |
| 95 | Devonte Wyatt | DL | 6-3 | 304 | 3/31/1998 | 3 | Georgia | Decatur, Ga. | D1b-22 |
| 96 | Colby Wooden | DL | 6-4 | 273 | 12/21/2000 | 2 | Auburn | Lawrenceville, Ga. | D4-23 |
| 97 | Kenny Clark | DL | 6-3 | 314 | 10/4/1995 | 9 | UCLA | Rialto, Calif. | D1-16 |

Injured Reserve (4)

| | | | | | | | | | |
|----|----------------|----|-----|-----|----------|---|---------------------|------------------|-----------------|
| 28 | AJ Dillon | RB | 6-0 | 247 | 5/2/1998 | 5 | Boston College | Groton, Mass. | D2-20 |
| 32 | MarShawn Lloyd | RB | 5-9 | 220 | 1/5/2001 | R | Southern California | Hyattsville, Md. | D3a-24 |
| 84 | Tyler Davis | TE | 6-4 | 252 | 4/2/1997 | 5 | Georgia Tech | Bellmore, N.Y. | FA-21 (PS-Ind.) |
| 88 | Luke Musgrave | TE | 6-6 | 253 | 9/2/2000 | 2 | Oregon State | Bend, Ore. | D2a-23 |

Practice Squad (17)

| | | | | | | | | | |
|----|---------------------|-----|------|-----|------------|---|-------------------|-------------------------|-----------------|
| 6 | Sean Clifford | QB | 6-2 | 218 | 7/14/1998 | 2 | Penn State | Cincinnati, Ohio | D5a-23 |
| 16 | Alex Hale | K | 6-1 | 203 | 3/7/1996 | R | Oklahoma State | East Gosford, Australia | FA-24 |
| 22 | Robert Rochell | CB | 6-0 | 193 | 4/26/1998 | 4 | Central Arkansas | Shreveport, La. | FA-23 (PS-Car.) |
| 34 | Kalen King | CB | 5-11 | 190 | 1/28/2003 | R | Penn State | Detroit, Mich. | D7b-24 |
| 36 | Kamal Hadden | CB | 6-1 | 192 | 1/17/2001 | R | Tennessee | River Rouge, Mich. | FA-24 |
| 38 | Ellis Merrifweather | RB | 6-1 | 220 | 4/7/1999 | 1 | Massachusetts | Alpharetta, Ga. | FA-23 |
| 40 | Omar Brown | S | 6-1 | 205 | 10/12/2000 | R | Nebraska | Minneapolis, Minn. | FA-24 |
| 44 | Jamin Davis | LB | 6-3 | 234 | 12/12/1998 | 4 | Kentucky | Ludowici, Ga. | FA-24 |
| 48 | Messiah Swinson | TE | 6-7 | 259 | 4/20/2000 | R | Arizona State | Brookville, N.Y. | FA-24 |
| 49 | Deslin Alexandre | DL | 6-3 | 264 | 6/11/1998 | 1 | Pittsburgh | Deerfield Beach, Fla. | FA-24 |
| 65 | James Ester | DL | 6-3 | 289 | 8/30/2001 | R | Northern Illinois | Detroit, Mich. | FA-24 |
| 67 | Donovan Jennings | G/T | 6-4 | 323 | 11/24/1999 | R | South Florida | Tampa, Fla. | FA-24 |
| 72 | Spencer Rolland | T | 6-6 | 306 | 9/1/1999 | R | North Carolina | Apple Valley, Minn. | FA-24 |
| 81 | Julian Hicks | WR | 6-2 | 201 | 9/29/1999 | R | Albany | Mayfield, Ohio | FA-24 |
| 82 | Malik Knowles | WR | 6-2 | 196 | 8/17/2000 | 1 | Kansas State | Mansfield, Texas | FA-24 |
| 83 | Cornelius Johnson | WR | 6-3 | 212 | 11/29/2000 | R | Michigan | Greenwich, Conn. | FA-24 |
| 89 | Jornathan Ford | DL | 6-5 | 338 | 9/29/1998 | 2 | Miami (Fla.) | Fort Lauderdale, Fla. | D7b-22 |

ROSTER/POSITIONAL

| NO. | NAME | POS. | HT. | WT. | AGE | EXP. | COLLEGE | HOMETOWN | HOW ACQ. |
|-----------------------------|----------------------|------|------|-----|-----|------|--------------------|-----------------------------|-----------------|
| QUARTERBACKS (2) | | | | | | | | | |
| 2 | Malik Willis | QB | 6-1 | 225 | 25 | 3 | Liberty | Roswell, Ga. | T-24 (Ten.) |
| 10 | Jordan Love | QB | 6-4 | 219 | 26 | 5 | Utah State | Bakersfield, Calif. | D1-20 |
| RUNNING BACKS (3) | | | | | | | | | |
| 8 | Josh Jacobs | RB | 5-10 | 223 | 26 | 6 | Alabama | Tulsa, Okla. | UFA (LV)-24 |
| 30 | Chris Brooks | RB | 6-1 | 219 | 24 | 2 | Brigham Young | Oceanside, Calif. | FA-24 |
| 31 | Emanuel Wilson | RB | 5-10 | 226 | 25 | 2 | Fort Valley State | Huntersville, N.C. | FA-23 |
| WIDE RECEIVERS (6) | | | | | | | | | |
| 9 | Christian Watson | WR | 6-4 | 208 | 25 | 3 | North Dakota State | Tampa, Fla. | D2-22 |
| 11 | Jayden Reed | WR | 5-11 | 187 | 24 | 2 | Michigan State | Naperville, Ill. | D2b-23 |
| 13 | Dontayvion Wicks | WR | 6-1 | 206 | 23 | 2 | Virginia | Plaquemine, La. | D5b-23 |
| 18 | Malik Heath | WR | 6-2 | 213 | 24 | 2 | Mississippi | Jackson, Miss. | FA-23 |
| 80 | Bo Melton | WR | 5-11 | 189 | 25 | 1 | Rutgers | Egg Harbor City, N.J. | FA-22 (PS-Sea.) |
| 87 | Romeo Doubs | WR | 6-2 | 204 | 24 | 3 | Nevada | Los Angeles, Calif. | D4a-22 |
| TIGHT ENDS (3) | | | | | | | | | |
| 85 | Tucker Kraft | TE | 6-5 | 259 | 24 | 2 | South Dakota State | Timber Lake, S.D. | D3-23 |
| 86 | John FitzPatrick | TE | 6-7 | 262 | 24 | 3 | Georgia | Atlanta, Ga. | FA-24 (PS-Atl.) |
| 89 | Ben Sims | TE | 6-5 | 250 | 24 | 2 | Baylor | San Antonio, Texas | W-23 (Min.) |
| OFFENSIVE LINE (10) | | | | | | | | | |
| 50 | Zach Tom | OL | 6-4 | 304 | 25 | 3 | Wake Forest | Baton Rouge, La. | D4b-22 |
| 62 | Jacob Monk | C/G | 6-3 | 308 | 23 | R | Duke | Wendell, N.C. | D5a-24 |
| 63 | Rasheed Walker | T | 6-6 | 324 | 24 | 3 | Penn State | Waldorf, Md. | D7c-22 |
| 71 | Josh Myers | C/G | 6-5 | 310 | 26 | 4 | Ohio State | Miamisburg, Ohio | D2-21 |
| 73 | Andre Dillard | T | 6-5 | 315 | 29 | 6 | Washington State | Woodinville, Wash. | FA-24 |
| 74 | Elgton Jenkins | G/T | 6-5 | 311 | 28 | 6 | Mississippi State | Clarksdale, Miss. | D2-19 |
| 75 | Sean Rhyan | G | 6-5 | 321 | 24 | 3 | UCLA | San Juan Capistrano, Calif. | D3-22 |
| 76 | Kadeem Telfort | T | 6-7 | 322 | 26 | 1 | UAB | Miami, Fla. | FA-23 |
| 77 | Jordan Morgan | T/G | 6-5 | 311 | 23 | R | Arizona | Tucson, Ariz. | D1-24 |
| 79 | Travis Glover | T | 6-6 | 317 | 24 | R | Georgia State | Vienna, Ga. | D6-24 |
| LINEBACKERS (5) | | | | | | | | | |
| 7 | Quay Walker | LB | 6-4 | 241 | 24 | 3 | Georgia | Cordele, Ga. | D1a-22 |
| 45 | Eric Wilson | LB | 6-1 | 230 | 30 | 8 | Cincinnati | Redford, Mich. | FA-22 (PS-No) |
| 56 | Egerrin Cooper | LB | 6-2 | 229 | 22 | R | Texas A&M | Covington, La. | D2a-24 |
| 58 | Isaiah McDuffie | LB | 6-1 | 227 | 25 | 4 | Boston College | Buffalo, N.Y. | D6b-21 |
| 59 | Ty/Ron Hopper | LB | 6-2 | 228 | 23 | R | Missouri | Roswell, Ga. | D3b-24 |
| DEFENSIVE BACKS (10) | | | | | | | | | |
| 20 | Javon Bullard | S | 5-10 | 198 | 22 | R | Georgia | Milledgeville, Ga. | D2b-24 |
| 21 | Eric Stokes | CB | 6-1 | 194 | 25 | 4 | Georgia | Covington, Ga. | D1-21 |
| 23 | Jaire Alexander | CB | 5-10 | 196 | 27 | 7 | Louisville | Mint Hill, N.C. | D1-18 |
| 24 | Carrington Valentine | CB | 6-0 | 189 | 23 | 2 | Kentucky | Cincinnati, Ohio | D7a-23 |
| 25 | Keisean Nixon | CB | 5-10 | 200 | 27 | 6 | South Carolina | Los Angeles, Calif. | FA-22 |
| 26 | Corey Ballentine | CB | 5-11 | 196 | 28 | 6 | Washburn | Tecumseh, Kan. | FA-22 |
| 27 | Kitan Oladapo | S | 6-2 | 216 | 24 | R | Oregon State | Portland, Ore. | D5b-24 |
| 29 | Xavier McKinney | S | 6-0 | 201 | 25 | 5 | Alabama | Roswell, Ga. | UFA (NYG)-24 |
| 33 | Evan Williams | S | 5-11 | 200 | 23 | R | Oregon | Mountain View, Calif. | D4-24 |
| 39 | Zayne Anderson | S | 6-2 | 206 | 27 | 2 | Brigham Young | Stansbury Park, Utah | W-23 (Buf.) |
| DEFENSIVE LINE (10) | | | | | | | | | |
| 52 | Rashan Gary | DL | 6-5 | 277 | 26 | 6 | Michigan | Paramus, N.J. | D1a-19 |
| 53 | Arron Mosby | DL | 6-3 | 250 | 25 | 2 | Fresno State | Sanger, Calif. | W-23 (Car.) |
| 55 | Kingsley Enagbare | DL | 6-4 | 258 | 24 | 3 | South Carolina | Atlanta, Ga. | D5-22 |
| 57 | Brenton Cox Jr. | DL | 6-4 | 250 | 24 | 2 | Florida | Stockbridge, Ga. | FA-23 |
| 90 | Lukas Van Ness | DL | 6-5 | 272 | 23 | 2 | Iowa | Barrington, Ill. | D1-23 |
| 93 | T.J. Slaton | DL | 6-4 | 330 | 27 | 4 | Florida | Plantation, Fla. | D5a-21 |
| 94 | Karl Brooks | DL | 6-3 | 296 | 24 | 2 | Bowling Green | Lansing, Mich. | D6a-23 |
| 95 | Devonte Wyatt | DL | 6-3 | 304 | 26 | 3 | Georgia | Decatur, Ga. | D1b-22 |
| 96 | Colby Wooden | DL | 6-4 | 273 | 23 | 2 | Auburn | Lawrenceville, Ga. | D4-23 |
| 97 | Kenny Clark | DL | 6-3 | 314 | 29 | 9 | UCLA | Rialto, Calif. | D1-16 |
| SPECIALISTS (3) | | | | | | | | | |
| 17 | Brandon McManus | K | 6-3 | 201 | 33 | 11 | Temple | Lansdale, Pa. | FA-24 |
| 19 | Daniel Whelan | P | 6-5 | 216 | 25 | 2 | UC Davis | Rancho Mirage, Calif. | FA-23 |
| 42 | Matt Orzech | LS | 6-3 | 245 | 29 | 5 | Azusa Pacific | Menifee, Calif. | UFA (LAR)-23 |

ROSTER/HOW BUILT

| YEAR | DRAFTEES (32) | FREE AGENTS (9) | COLLEGE FREE AGENTS (4) | TRADES/WAIVERS (4) | PRACTICE SQUAD (3) |
|-------------|---|--|--|--|--|
| 2016 | DL K. Clark (1) | | | | |
| 2018 | CB J. Alexander (1) | | | | |
| 2019 | DL R. Gary (1a) G/T E. Jenkins (2) | | | | |
| 2020 | QB J. Love (1) | | | | |
| 2021 | CB E. Stokes (1) C/G J. Myers (2) DL T. Slaton (5a) LB I. McDuffie (6b) | | | | |
| 2022 | LB Q. Walker (1a) DL D. Wyatt (1b) WR C. Watson (2) G S. Rhyan (3) WR R. Doubs (4a) OL Z. Tom (4b) DL K. Enagbare (5) T R. Walker (7c) | CB C. Ballentine (FA-22) CB K. Nixon (FA-22) | | | WR B. Melton (FA-22 PS-Sea.) LB E. Wilson (FA-22 PS-NO) |
| 2023 | DL L. Van Ness (1) WR J. Reed (2b) TE T. Kraft (3) DL C. Wooden (4) WR D. Wicks (5b) DL K. Brooks (6a) CB C. Valentine (7a) | LS M. Orzech (UFA LAR -23) P D. Whelan (FA-23) | DL B. Cox Jr. (FA-23) WR M. Heath (FA-23) T K. Telfort (FA-23) RB E. Wilson (FA-23) | S Z. Anderson (W-23 Buf.) DL A. Mosby (W-23 Car.) TE B. Sims (W-23 Min.) | |
| 2024 | T/G J. Morgan (1) LB E. Cooper (2a) S J. Bullard (2b) LB T. Hopper (3b) S E. Williams (4) C/G J. Monk (5a) S K. Oladapo (5b) T T. Glover (6) | RB C. Brooks (FA-24) T A. Dillard (FA-24) RB J. Jacobs (UFA LV -24) S X. McKinney (UFA NYG -24) K B. McManus (FA-24) | | QB M. Willis (T-24 Ten.) | TE J. FitzPatrick (FA-24 PS-Atl.) |

DEPTH CHART

Unofficial, Nov. 12, 2024

OFFENSE

| | | | | | |
|------------|----|------------------|-----------|----------------------|--------------------------------|
| WR: | 9 | Christian Watson | 13 | Dontayvion Wicks | |
| WR: | 87 | Romeo Doubs | 18 | Malik Heath | |
| LT: | 63 | Rasheed Walker | 73 | Andre Dillard | |
| LG: | 74 | Elgton Jenkins | <u>77</u> | <u>Jordan Morgan</u> | |
| C: | 71 | Josh Myers | <u>62</u> | <u>Jacob Monk</u> | |
| RG: | 75 | Sean Rhyan | <u>77</u> | <u>Jordan Morgan</u> | |
| RT: | 50 | Zach Tom | 76 | Kadeem Telfort | <u>79</u> <u>Travis Glover</u> |
| TE: | 85 | Tucker Kraft | 89 | Ben Sims | 86 John FitzPatrick |
| WR: | 11 | Jayden Reed | 80 | Bo Melton | |
| QB: | 10 | Jordan Love | 2 | Malik Willis | |
| RB: | 8 | Josh Jacobs | 31 | Emanuel Wilson | 30 Chris Brooks |

DEFENSE

| | | | | | |
|------------|-----------|----------------------|-----------|------------------------|--------------------------------|
| DE: | 90 | Lukas Van Ness | 55 | Kingsley Enagbare | 57 Brenton Cox Jr. |
| DT: | 97 | Kenny Clark | 95 | Devonte Wyatt | 96 Colby Wooden |
| DT: | 93 | T.J. Slaton | 94 | Karl Brooks | |
| DE: | 52 | Rashan Gary | 53 | Arron Mosby | |
| LB: | 58 | Isaiah McDuffie | <u>59</u> | <u>Ty'Ron Hopper</u> | |
| LB: | 7 | Quay Walker | <u>56</u> | <u>Edgerrin Cooper</u> | |
| LB: | 45 | Eric Wilson | <u>56</u> | <u>Edgerrin Cooper</u> | |
| CB: | 23 | Jaire Alexander | 21 | Eric Stokes | 26 Corey Ballentine |
| CB: | 25 | Keisean Nixon | 24 | Carrington Valentine | |
| S: | 29 | Xavier McKinney | 39 | Zayne Anderson | <u>27</u> <u>Kitan Oladapo</u> |
| S: | <u>20</u> | <u>Javon Bullard</u> | <u>33</u> | <u>Evan Williams</u> | |

SPECIAL TEAMS

| | | | | |
|------------|----|-----------------|----|-------------|
| K: | 17 | Brandon McManus | | |
| P: | 19 | Daniel Whelan | | |
| H: | 19 | Daniel Whelan | | |
| PR: | 25 | Keisean Nixon | 11 | Jayden Reed |
| KR: | 25 | Keisean Nixon | 11 | Jayden Reed |
| LS: | 42 | Matt Orzech | | |

Rookies are underlined

COACH LOCATIONS AT LAMBEAU FIELD

► **Coaches' Box:** Jeff Hafley (defensive coordinator), Adam Stenavich (offensive coordinator), Ryan Downard (defensive backs), Vince Oghobaase (assistant defensive line), Connor Lewis (assistant quarterbacks), Sean Duggan (defensive assistant), Eddie Gordon (assistant offensive line), Sean Mannion (offensive assistant), Rob Grosso (offensive quality control) and Anthony Perkins (defensive quality control).

► **Sideline:** Rich Bisaccia (assistant head coach/special teams coordinator), Aaron Hill (strength & conditioning coordinator), Derrick Ansley (passing game coordinator/defense), Anthony Campanile (linebackers/running game coordinator), Jason Vrable (passing game coordinator), Luke Butkus (offensive line), Tom Clements (quarterbacks), John Dunn (tight ends), Ryan Mahaffey (wide receivers), Jason Rebrovich (defensive line), Ben Sirmans (running backs), Byron Storer (assistant special teams), Wendel Davis (defensive quality control), Kyle Wilber (special teams quality control), Myles White (coaching assistant - minority fellowship), Todd Hunt (strength & conditioning assistant), Marcus Jones (strength & conditioning assistant) and Ben Schumacher (strength & conditioning assistant).

*Locations may vary in away stadiums

GAME-BY-GAME STARTERS

2024 REGULAR SEASON

OFFENSE

| DATE | OPPONENT | WR | WR | TE | LT | LG | C | RG | RT | TE | WR | WR | TE | TE | WR | QB | RB |
|-------|-----------------|----------------|---------------|---------------|---------------|-----------------------|----------------|--------------|------------|-------------|--------------|-----------|-----------------|-------------|----------------|---------------|---------------|
| 9/6 | at Philadelphia | R. Doubs | -- | -- | R. Walke r | E. Jenkin s | J. Myers | S. Rhya n | Z. To m | -- | -- | -- | L. Musgrav e | T. Kraft | C. Watson n | J. Love | J. Jacob s |
| 9/15 | Indianapolis | C. Watson n | -- | -- | R. Walke r | E. Jenkin s | J. Myers | S. Rhya n | Z. To m | -- | -- | -- | L. Musgrav e | T. Kraft | R. Doubs | M. Willi s | J. Jacob s |
| 9/22 | at Tennessee | R. Doubs | -- | -- | R. Walke r | E. Jenkin s | J. Myers | S. Rhya n | Z. To m | -- | J. Reed d | C. Watson | T. Kraft | -- | -- | M. Willi s | J. Jacob s |
| 9/29 | Minnesota | C. Watson n | R. Doubs s | -- | R. Walke r | E. Jenkin s | J. Myers | S. Rhya n | Z. To m | -- | -- | -- | T. Kraft | -- | J. Reed | J. Love | J. Jacob s |
| 10/6 | at L.A. Rams | M. Heath | -- | -- | R. Walke r | E. Jenkin s | J. Myers | S. Rhya n | Z. To m | T. Kraft | J. Reed d | D. Wicks | -- | -- | -- | J. Love | J. Jacob s |
| 10/13 | Arizona | C. Watson n | -- | T. Kraft t | R. Walke r | E. Jenkin s | J. Myers | S. Rhya n | Z. To m | B. Sim s | J. Reed d | -- | -- | -- | -- | J. Love | J. Jacob s |
| 10/20 | Houston | C. Watson n | R. Doubs s | -- | R. Walke r | E. Jenkin s | J. Myers | S. Rhya n | Z. To m | -- | -- | -- | T. Kraft | B. Sim s | -- | J. Love | J. Jacob s |
| 10/27 | at Jacksonville | C. Watson n | R. Doubs s | -- | R. Walke r | E. Jenkin s | J. Myers | S. Rhya n | Z. To m | -- | -- | -- | T. Kraft | B. Sim s | -- | J. Love | J. Jacob s |
| 11/3 | Detroit | C. Watson n | -- | -- | R. Walke r | <u>J. Morgan</u> s | E. Jenkin s | S. Rhya n | Z. To m | -- | -- | -- | T. Kraft | B. Sim s | R. Doubs | J. Love | J. Jacob s |
| 11/17 | | -- | -- | -- | -- | -- | -- | -- | -- | -- | -- | -- | -- | -- | -- | -- | -- |
| 11/24 | | -- | -- | -- | -- | -- | -- | -- | -- | -- | -- | -- | -- | -- | -- | -- | -- |
| 11/28 | | -- | -- | -- | -- | -- | -- | -- | -- | -- | -- | -- | -- | -- | -- | -- | -- |
| 12/5 | | -- | -- | -- | -- | -- | -- | -- | -- | -- | -- | -- | -- | -- | -- | -- | -- |
| 12/15 | | -- | -- | -- | -- | -- | -- | -- | -- | -- | -- | -- | -- | -- | -- | -- | -- |
| 12/23 | | -- | -- | -- | -- | -- | -- | -- | -- | -- | -- | -- | -- | -- | -- | -- | -- |
| 12/29 | | -- | -- | -- | -- | -- | -- | -- | -- | -- | -- | -- | -- | -- | -- | -- | -- |
| 1/5 | | -- | -- | -- | -- | -- | -- | -- | -- | -- | -- | -- | -- | -- | -- | -- | -- |

GAME-BY-GAME STARTERS

2024 REGULAR SEASON

DEFENSE

| DATE | OPPONENT | DE | DT | DT | DE | LB | LB | LB | CB | CB | CB | S | S | S |
|-------|-----------------|----------|-----------|-----------|---------|-------------|-------------|------------------|--------------|--------------|---------------|--------------------|--------------------|-------------------|
| 9/6 | at Philadelphia | P. Smith | T. Slaton | K. Clark | R. Gary | Q. Walker | E. Wilson | I. McDuffie | E. Stokes | J. Alexander | -- | <u>J. Bullard</u> | X. McKinney | -- |
| 9/15 | Indianapolis | P. Smith | K. Clark | T. Slaton | R. Gary | Q. Walker | I. McDuffie | -- | J. Alexander | E. Stokes | K. Nixon | X. McKinney | <u>J. Bullard</u> | -- |
| 9/22 | at Tennessee | P. Smith | K. Clark | T. Slaton | R. Gary | Q. Walker | E. Wilson | I. McDuffie | J. Alexander | E. Stokes | -- | X. McKinney | <u>J. Bullard</u> | -- |
| 9/29 | Minnesota | P. Smith | K. Clark | T. Slaton | R. Gary | I. McDuffie | Q. Walker | -- | E. Stokes | K. Nixon | C. Ballentine | X. McKinney | <u>J. Bullard</u> | -- |
| 10/6 | at L.A. Rams | P. Smith | K. Clark | T. Slaton | R. Gary | I. McDuffie | Q. Walker | -- | E. Stokes | K. Nixon | -- | <u>E. Williams</u> | X. McKinney | <u>J. Bullard</u> |
| 10/13 | Arizona | P. Smith | K. Clark | T. Slaton | R. Gary | I. McDuffie | Q. Walker | E. Wilson | J. Alexander | K. Nixon | -- | X. McKinney | <u>J. Bullard</u> | -- |
| 10/20 | Houston | P. Smith | K. Clark | T. Slaton | R. Gary | I. McDuffie | Q. Walker | E. Wilson | J. Alexander | K. Nixon | -- | X. McKinney | <u>E. Williams</u> | -- |
| 10/27 | at Jacksonville | P. Smith | K. Clark | T. Slaton | R. Gary | I. McDuffie | E. Wilson | <u>E. Cooper</u> | J. Alexander | K. Nixon | -- | X. McKinney | <u>E. Williams</u> | -- |
| 11/3 | Detroit | P. Smith | K. Clark | T. Slaton | R. Gary | I. McDuffie | Q. Walker | E. Wilson | K. Nixon | E. Stokes | -- | X. McKinney | <u>J. Bullard</u> | -- |
| 11/17 | | -- | -- | -- | -- | -- | -- | -- | -- | -- | -- | -- | -- | -- |
| 11/24 | | -- | -- | -- | -- | -- | -- | -- | -- | -- | -- | -- | -- | -- |
| 11/28 | | -- | -- | -- | -- | -- | -- | -- | -- | -- | -- | -- | -- | -- |
| 12/5 | | -- | -- | -- | -- | -- | -- | -- | -- | -- | -- | -- | -- | -- |
| 12/15 | | -- | -- | -- | -- | -- | -- | -- | -- | -- | -- | -- | -- | -- |
| 12/23 | | -- | -- | -- | -- | -- | -- | -- | -- | -- | -- | -- | -- | -- |
| 12/29 | | -- | -- | -- | -- | -- | -- | -- | -- | -- | -- | -- | -- | -- |
| 1/5 | | -- | -- | -- | -- | -- | -- | -- | -- | -- | -- | -- | -- | -- |

Rookies underlined.

PLAYER PARTICIPATION

| PLAYERS | 2024 REGULAR SEASON | | | | | | | | | | | GREEN BAY PACKERS | | | | | PLAYER PARTICIPATION | | | | |
|------------------|---------------------|------|--------|------|--------|------|--------|--------|------|------|-------|-------------------|-------|------|-------|-------|----------------------|----|----|-----|----|
| | AT PHI | IND | AT TEN | MIN | AT LAR | ARI | AT P | AT JAX | HOU | DET | 11/17 | 11/24 | 11/28 | 12/5 | 12/12 | 12/29 | 1/5 | GP | GS | DNP | IN |
| J. Alexander | CB | CB | CB | GXGI | GXGI | CB | CB | CB | GXGI | - | - | - | - | - | - | - | - | 6 | 6 | 0 | 3 |
| D. Alexandre | PS | PS | PS | PS | PS | PS | PS | PS | PS | - | - | - | - | - | - | - | - | 0 | 0 | 0 | 0 |
| Z. Anderson | P | P | P | P | P | P | P | P | P | - | - | - | - | - | - | - | - | 9 | 0 | 0 | 0 |
| C. Ballentine | P | P | P | CB | P | P | P | GXGI | P | - | - | - | - | - | - | - | - | 8 | 1 | 0 | 1 |
| A. Beck | PS | PS | PS | PS | P | P | P | NOT | P | - | - | - | - | - | - | - | - | 3 | 0 | 0 | 0 |
| C. Brooks | PS | PS | P | P | P | P | P | P | P | - | - | - | - | - | - | - | - | 7 | 0 | 0 | 0 |
| K. Brooks | P | P | P | P | P | P | P | P | P | - | - | - | - | - | - | - | - | 9 | 0 | 0 | 0 |
| J. Bullard | S | S | S | S | S | S | S | P | P | S | - | - | - | - | - | - | - | 9 | 7 | 0 | 0 |
| K. Clark | DT | DT | DT | DT | DT | DT | DT | DT | DT | DT | - | - | - | - | - | - | - | 9 | 9 | 0 | 0 |
| S. Clifford | PS | X | X | PS | PS | PS | PS | PS | PS | PS | - | - | - | - | - | - | - | 0 | 0 | 2 | 0 |
| E. Cooper | P | P | P | P | P | P | P | P | LB | P | - | - | - | - | - | - | - | 9 | 1 | 0 | 0 |
| B. Cox Jr. | N | N | N | N | N | N | N | N | N | N | - | - | - | - | - | - | - | 0 | 0 | 0 | 9 |
| J. Davis | NOT | NOT | NOT | NOT | NOT | NOT | NOT | NOT | PS | - | - | - | - | - | - | - | - | 0 | 0 | 0 | 0 |
| L. Davis | IR | IR | IR | IR | IR | IR | IR | IR | IR | IR | - | - | - | - | - | - | - | 0 | 0 | 0 | 0 |
| T. Davis | IR | IR | IR | IR | IR | IR | IR | IR | IR | IR | - | - | - | - | - | - | - | 0 | 0 | 0 | 0 |
| A. Dillard | X | N | P | P | P | N | P | N | X | - | - | - | - | - | - | - | - | 4 | 0 | 2 | 3 |
| A. Dillon | IR | IR | IR | IR | IR | IR | IR | IR | IR | IR | - | - | - | - | - | - | - | 0 | 0 | 0 | 0 |
| R. Doubs | WR | WR | WR | WR | SUS/T | P | WR | WR | WR | WR | - | - | - | - | - | - | - | 8 | 7 | 0 | 0 |
| K. Enagbare | P | P | P | P | P | P | P | P | P | - | - | - | - | - | - | - | - | 9 | 0 | 0 | 0 |
| J. Ester | PS | PS | PS | PS | PS | PS | PS | PS | PS | PS | - | - | - | - | - | - | - | 0 | 0 | 0 | 0 |
| J. FitzPatrick | NOT | NOT | NOT | NOT | NOT | N | N | P | P | - | - | - | - | - | - | - | - | 2 | 0 | 0 | 2 |
| J. Ford | IRD | IRD | IRD | IRD | IRD | IRD | Active | PS | PS | PS | - | - | - | - | - | - | - | 0 | 0 | 0 | 0 |
| R. Gary | DE | DE | DE | DE | DE | DE | DE | DE | DE | DE | - | - | - | - | - | - | - | 9 | 9 | 0 | 0 |
| T. Glover | N | N | N | N | N | N | N | N | N | N | - | - | - | - | - | - | - | 0 | 0 | 0 | 9 |
| R. Goforth | IR | IR | IR | IR | IR | IR | IR | IR | IR | IR | - | - | - | - | - | - | - | 0 | 0 | 0 | 0 |
| K. Hadden | PS | PS | PS | P | PS | PS | PS | PS | PS | P | - | - | - | - | - | - | - | 2 | 0 | 0 | 0 |
| A. Hale | PS | PS | PS | PS | PS | PS | PS | PS | PS | PS | - | - | - | - | - | - | - | 0 | 0 | 0 | 0 |
| M. Heath | N | P | P | P | WR | P | P | P | N | - | - | - | - | - | - | - | - | 7 | 1 | 0 | 2 |
| J. Hicks | PS | PS | PS | PS | PS | PS | PS | PS | PS | P | - | - | - | - | - | - | - | 9 | 0 | 0 | 0 |
| T. Hoggar | P | P | P | P | P | P | P | P | P | - | - | - | - | - | - | - | - | 9 | 0 | 0 | 0 |
| J. Jacobs | RB | RB | RB | RB | RB | RB | RB | RB | RB | RB | - | - | - | - | - | - | - | 9 | 9 | 0 | 0 |
| E. Jenkins | LG | LG | LG | LG | LG | LG | LG | LG | C | - | - | - | - | - | - | - | - | 9 | 9 | 0 | 0 |
| D. Jennings | PS | PS | PS | PS | PS | PS | PS | PS | PS | PS | - | - | - | - | - | - | - | 0 | 0 | 0 | 0 |
| C. Johnson | NOT | NOT | PS | PS | PS | PS | PS | PS | PS | PS | - | - | - | - | - | - | - | 0 | 0 | 0 | 0 |
| T. Jones | RET | RET | RET | RET | RET | RET | RET | RET | RET | RET | - | - | - | - | - | - | - | 0 | 0 | 0 | 0 |
| K. King | PS | PS | PS | PS | PS | PS | PS | PS | PS | PS | - | - | - | - | - | - | - | 0 | 0 | 0 | 0 |
| T. Kraft | TE | TE | TE | TE | TE | TE | TE | TE | TE | TE | - | - | - | - | - | - | - | 9 | 9 | 0 | 0 |
| M. Lloyd | GXGI | P | IR | IR | IR | IR | IR | IR | IR | IR | - | - | - | - | - | - | - | 1 | 0 | 0 | 1 |
| J. Love | OB | GXGI | GXGI | QB | QB | QB | QB | QB | QB | QB | - | - | - | - | - | - | - | 7 | 7 | 0 | 2 |
| J. Lumpkin | NOT | PS | PS | NOT | NOT | NOT | NOT | NOT | NOT | NOT | - | - | - | - | - | - | - | 0 | 0 | 0 | 0 |
| T. Luther | NOT | PS | PS | PS | PS | PS | PSI | NOT | NOT | NOT | - | - | - | - | - | - | - | 0 | 0 | 0 | 0 |
| I. McDuffie | LB | LB | LB | LB | LB | LB | LB | LB | LB | LB | - | - | - | - | - | - | - | 9 | 9 | 0 | 0 |
| X. McKinney | S | S | S | S | S | S | S | S | S | S | - | - | - | - | - | - | - | 9 | 9 | 0 | 0 |
| B. McManus | NOT | NOT | NOT | NOT | NOT | NOT | P | P | P | - | - | - | - | - | - | - | - | 3 | 0 | 0 | 0 |
| B. Melton | P | P | P | P | P | P | P | P | P | - | - | - | - | - | - | - | - | 9 | 0 | 0 | 0 |
| E. Merrifewather | X | PS | PS | PS | PS | PS | PS | PS | PS | PS | - | - | - | - | - | - | - | 0 | 0 | 0 | 0 |
| J. Monk | P | P | P | P | P | P | N | P | P | - | - | - | - | - | - | - | - | 8 | 0 | 0 | 1 |
| J. Morgan | P | P | GXGI | GXGI | GXGI | P | P | P | P | LG | - | - | - | - | - | - | - | 6 | 1 | 0 | 3 |
| A. Mosby | N | P | P | P | P | P | P | P | P | - | - | - | - | - | - | - | - | 8 | 0 | 0 | 1 |
| L. Musgrave | TE | TE | P | P | X | IR | IR | IR | IR | IR | - | - | - | - | - | - | - | 4 | 2 | 1 | 0 |
| J. Myers | C | C | C | C | C | C | C | C | C | GXGI | - | - | - | - | - | - | - | 8 | 8 | 0 | 1 |
| B. Narveson | P | P | P | P | P | P | NOT | NOT | NOT | NOT | - | - | - | - | - | - | - | 6 | 0 | 0 | 0 |
| K. Nixon | P | CB | P | CB | CB | CB | CB | CB | CB | CB | - | - | - | - | - | - | - | 9 | 7 | 0 | 0 |
| K. Oladapo | P | N | N | N | P | N | N | N | N | P | - | - | - | - | - | - | - | 3 | 0 | 0 | 6 |
| M. Orzech | P | P | P | P | P | P | P | P | P | P | - | - | - | - | - | - | - | 9 | 0 | 0 | 0 |
| J. Reed | P | P | WR | WR | WR | WR | WR | WR | WR | WR | - | - | - | - | - | - | - | 9 | 4 | 0 | 0 |
| S. Rhyan | RG | RG | RG | RG | RG | RG | RG | RG | RG | RG | - | - | - | - | - | - | - | 9 | 9 | 0 | 0 |
| R. Rochell | PS | PS | P | P | P | PS | PS | P | PS | PS | - | - | - | - | - | - | - | 4 | 0 | 0 | 0 |
| C. Russell | PS | PS | PS | PS | PS | PS | PS | PS | PS | NOT | - | - | - | - | - | - | - | 0 | 0 | 0 | 0 |
| B. Sims | P | P | P | P | P | TE | TE | TE | TE | TE | - | - | - | - | - | - | - | 9 | 4 | 0 | 0 |
| T. Slaton | DT | DT | DT | DT | DT | DT | DT | DT | DT | DT | - | - | - | - | - | - | - | 9 | 9 | 0 | 0 |
| L. Smith | PS | PS | PS | PS | PS | PS | NOT | NOT | NOT | NOT | - | - | - | - | - | - | - | 0 | 0 | 0 | 0 |
| P. Smith | DE | DE | DE | DE | DE | DE | DE | DE | DE | DE | - | - | - | - | - | - | - | 9 | 9 | 0 | 0 |
| E. Stokes | CB | CB | CB | CB | CB | P | P | P | CB | - | - | - | - | - | - | - | - | 9 | 6 | 0 | 0 |
| M. Swinson | NOT | NOT | NOT | PS | PS | PS | PS | PS | PS | PS | - | - | - | - | - | - | - | 0 | 0 | 0 | 0 |
| K. Telfort | N | P | P | P | P | P | P | P | P | - | - | - | - | - | - | - | - | 8 | 0 | 0 | 1 |
| L. Tenuta | NOT | NOT | NOT | NOT | NOT | PS | NOT | NOT | NOT | NOT | - | - | - | - | - | - | - | 0 | 0 | 0 | 0 |
| Z. Tom | RT | RT | RT | RT | RT | RT | RT | RT | RT | RT | - | - | - | - | - | - | - | 9 | 9 | 0 | 0 |
| C. Valentine | P | P | GXGI | GXGI | P | P | P | P | P | - | - | - | - | - | - | - | - | 7 | 0 | 0 | 2 |
| L. Van Ness | P | P | P | P | P | P | P | P | P | - | - | - | - | - | - | - | - | 9 | 0 | 0 | 0 |
| Q. Walker | LB | LB | LB | LB | LB | LB | LB | LB | GXGI | LB | - | - | - | - | - | - | - | 8 | 8 | 0 | 1 |
| R. Walker | LT | LT | LT | LT | LT | LT | LT | LT | LT | LT | - | - | - | - | - | - | - | 9 | 9 | 0 | 0 |
| C. Watson | WR | WR | WR | WR | GXGI | WR | WR | WR | WR | WR | - | - | - | - | - | - | - | 8 | 8 | 0 | 1 |
| J. Wayne | PS | NOT | NOT | NOT | NOT | NOT | NOT | NOT | NOT | NOT | - | - | - | - | - | - | - | 0 | 0 | 0 | 0 |
| D. Whelan | P | P | P | P | P | P | P | P | P | P | - | - | - | - | - | - | - | 9 | 0 | 0 | 0 |
| D. Wicks | P | P | P | P | WR | P | P | P | P | GXGI | - | - | - | - | - | - | - | 9 | 1 | 0 | 0 |
| E. Williams | P | P | P | P | P | S | P | S | S | GXGI | - | - | - | - | - | - | - | 8 | 3 | 0 | 1 |
| N. Willis | P | OB | OB | X | X | X | X | X | X | LB | - | - | - | - | - | - | - | 4 | 2 | 5 | 0 |
| Emanuel Wilson | P | P | P | P | P | P | P | P | P | P | - | - | - | - | - | - | - | 9 | 0 | 0 | 0 |
| Eric Wilson | LB | P | LB | P | P | LB | LB | LB | LB | LB | - | - | - | - | - | - | - | 9 | 6 | 0 | 0 |
| C. Wooden | P | N | N | N | P | P | P | P | P | P | - | - | - | - | - | - | - | 6 | 0 | 0 | 3 |
| D. Wyatt | P | P | P | P | GXGI | GXGI | GXGI | P | P | - | - | - | - | - | - | - | - | 6 | 0 | 0 | 3 |

LEGEND:

CAPS=Starter, N=On Inactive List, P=Player was a substitution, X=DID NOT PLAY, GXGI=INACTIVE/INJURY, NOT=Not on Roster, PS=Practice Squad, IR=Injured Reserve, SUS/T=Reserve/Team Susp., IRD=Injured Reserve - Designated For Return, RET=Reserve/Retired, PSI=Practice Squad Injured

WEEKLY INACTIVES

REGULAR SEASON

| | | | |
|----------|-----|---------------|---|
| 9/6/24 | at | Philadelphia: | B. Cox Jr., T. Glover, M. Heath, M. Lloyd, A. Mosby, K. Telfort |
| 9/14/24 | vs. | Indianapolis: | B. Cox Jr., A. Dillard, T. Glover, J. Love, K. Oladapo, C. Wooden |
| 9/22/24 | at | Tennessee: | B. Cox Jr., T. Glover, J. Love, J. Morgan, K. Oladapo, C. Valentine, C. Wooden |
| 9/29/24 | vs. | Minnesota: | J. Alexander, B. Cox Jr., T. Glover, J. Morgan, K. Oladapo, C. Valentine, C. Wooden |
| 10/6/24 | at | L.A. Rams: | J. Alexander, B. Cox Jr., T. Glover, J. Morgan, C. Watson, D. Wyatt |
| 10/13/24 | vs. | Arizona: | B. Cox Jr., A. Dillard, J. FitzPatrick, T. Glover, K. Oladapo, D. Wyatt |
| 10/20/24 | vs. | Houston: | B. Cox Jr., J. FitzPatrick, T. Glover, J. Monk, K. Oladapo, D. Wyatt |
| 10/27/24 | at | Jacksonville: | C. Ballentine, B. Cox Jr., A. Dillard, T. Glover, K. Oladapo, Q. Walker |
| 11/3/24 | vs. | Detroit: | J. Alexander, B. Cox Jr., T. Glover, M. Heath, J. Myers, E. Williams |

SEASON TOTALS: B. Cox Jr. (9), T. Glover (9), K. Oladapo (6), J. Alexander (3), A. Dillard (3), J. Morgan (3), C. Wooden (3), D. Wyatt (3), J. FitzPatrick (2), M. Heath (2), J. Love (2), C. Valentine (2), C. Ballentine (1), M. Lloyd (1), J. Monk (1), A. Mosby (1), J. Myers (1), K. Telfort (1), Q. Walker (1), C. Watson (1), E. Williams (1)



Supplemental Stats



DEFENSIVE STATS

2024 REGULAR SEASON GREEN BAY PACKERS DEFENSIVE STATS (THROUGH WEEK 9)

| PLAYER | TKL. | AST. | COMB | TFL | SACKS/SK. | YDS. | QBH | FR | FF | INT./YDS. | PD |
|---------------|------------|------------|------------|-----------|-------------------|-----------|----------|----------|---------------|-----------|----|
| Q. Walker | 46 | 18 | 64 | 4 | 1.5/13.0 | 2 | 0 | 0 | 0 | 0/0 | 0 |
| I. McDuffie | 26 | 28 | 54 | 1 | 0.5/0.0 | 3 | 0 | 0 | 0 | 0/0 | 2 |
| J. Bullard | 31 | 16 | 47 | 1 | 0.0/0.0 | 0 | 0 | 0 | 0 | 0/0 | 1 |
| K. Nixon | 30 | 12 | 42 | 4 | 2.0/14.0 | 4 | 0 | 1 | 0 | 0/0 | 3 |
| X. McKinney | 25 | 15 | 40 | 2 | 1.0/8.0 | 1 | 1 | 0 | 0 | 6/63 | 7 |
| E. Cooper | 23 | 17 | 40 | 5 | 2.5/23.5 | 4 | 1 | 1 | 0 | 0/0 | 2 |
| E. Wilson | 19 | 10 | 29 | 7 | 2.0/17.0 | 2 | 0 | 1 | 1 | 1/0 | 2 |
| E. Williams | 17 | 10 | 27 | 1 | 0.0/0.0 | 0 | 0 | 1 | 1 | 1/1 | 3 |
| E. Stokes | 19 | 7 | 26 | 0 | 0.0/0.0 | 0 | 0 | 0 | 0 | 0/0 | 0 |
| R. Gary | 12 | 12 | 24 | 3 | 2.5/16.0 | 8 | 0 | 0 | 0 | 0/0 | 1 |
| K. Clark | 11 | 9 | 20 | 2 | 0.0/0.0 | 2 | 1 | 0 | 0 | 0/0 | 0 |
| L. Van Ness | 14 | 5 | 19 | 4 | 1.0/4.0 | 2 | 1 | 0 | 0 | 0/0 | 0 |
| K. Enagbare | 7 | 12 | 19 | 2 | 1.5/19.5 | 3 | 0 | 2 | 0 | 0/0 | 0 |
| P. Smith | 6 | 13 | 19 | 2 | 2.5/20.5 | 4 | 0 | 0 | 0 | 0/0 | 0 |
| T. Slaton | 6 | 11 | 17 | 0 | 0.0/0.0 | 2 | 0 | 0 | 0 | 0/0 | 0 |
| J. Alexander | 15 | 1 | 16 | 0 | 0.0/0.0 | 0 | 1 | 0 | 0 | 2/52 | 7 |
| D. Wyatt | 9 | 3 | 12 | 6 | 3.0/16.0 | 5 | 2 | 0 | 0 | 0/0 | 0 |
| K. Brooks | 6 | 6 | 12 | 1 | 1.5/11.5 | 4 | 1 | 1 | 0 | 0/0 | 0 |
| C. Wooden | 2 | 6 | 8 | 0 | 0.0/0.0 | 2 | 0 | 0 | 0 | 0/0 | 1 |
| C. Valentine | 1 | 5 | 6 | 0 | 0.0/0.0 | 0 | 0 | 0 | 0 | 0/0 | 1 |
| C. Ballentine | 2 | 0 | 2 | 0 | 0.0/0.0 | 0 | 0 | 0 | 0 | 0/0 | 0 |
| A. Mosby | 0 | 1 | 1 | 0 | 0.5/4.0 | 1 | 0 | 0 | 0 | 0/0 | 0 |
| TOTALS | 327 | 217 | 544 | 45 | 22.0/167.0 | 49 | 8 | 7 | 10/116 | 30 | |

DEFENSIVE SCORES

INT (1) (:58) (Shotgun) W.Lewis pass short right intended for D.Hopkins INTERCEPTED by J.Alexander at TEN 35. J.Alexander for 35 yards. @ **TEN (09/22/24)**

FR (0)

Safety (0)

SPECIAL TEAMS BIG PLAYS

FR (1) (:50) D.Whelan punts 59 yards to MIN 18, Center-M.Orzech. J.Nailor MUFFS catch, RECOVERED by GB-B.Melton at MIN 3. vs. **MIN (09/29/24)**

REGULAR SEASON DEFENSIVE AND SPECIAL TEAMS STATISTICS ARE BASED ON PRESS BOX STATISTICS.

SPECIAL TEAMS STATS

| 2024 REGULAR SEASON SPECIAL TEAMS STATS | | | | | | | | |
|---|-----------|-----------|-----------|-------------|------------|----------|----------|-----------|
| PLAYER | TACKLES | SOLO | ASSISTS | FDR FUMBLES | FUMBLE REC | BLKD FG | BLKD PAT | BLKD PUNT |
| Zayne Anderson | 6 | 6 | 0 | 0 | 0 | 0 | 0 | 0 |
| Ty Ron Hopper | 5 | 3 | 2 | 0 | 0 | 0 | 0 | 0 |
| Javon Bullard | 4 | 3 | 1 | 0 | 0 | 0 | 0 | 0 |
| Edgerrin Cooper | 4 | 3 | 1 | 0 | 0 | 0 | 0 | 0 |
| Eric Wilson | 3 | 2 | 1 | 0 | 0 | 0 | 0 | 0 |
| Corey Ballentine | 2 | 2 | 0 | 0 | 0 | 0 | 0 | 0 |
| Xavier McKinney | 2 | 1 | 1 | 0 | 0 | 0 | 0 | 0 |
| Bo Melton | 2 | 1 | 1 | 0 | 1 | 0 | 0 | 0 |
| Malik Heath | 1 | 1 | 0 | 0 | 0 | 0 | 0 | 0 |
| Isaiah McDuffie | 1 | 1 | 0 | 0 | 0 | 0 | 0 | 0 |
| Arron Mosby | 1 | 1 | 0 | 0 | 0 | 0 | 0 | 0 |
| Matt Orzech | 1 | 1 | 0 | 0 | 0 | 0 | 0 | 0 |
| Robert Rochell | 1 | 1 | 0 | 0 | 0 | 0 | 0 | 0 |
| Evan Williams | 1 | 1 | 0 | 0 | 0 | 0 | 0 | 0 |
| Chris Brooks | 1 | 0 | 1 | 0 | 0 | 0 | 0 | 0 |
| Tucker Kraft | 1 | 0 | 1 | 0 | 0 | 0 | 0 | 0 |
| Lukas Van Ness | 1 | 0 | 1 | 0 | 0 | 0 | 0 | 0 |
| Kitan Oladapo | 1 | 0 | 1 | 0 | 0 | 0 | 0 | 0 |
| Colby Wooden | 0 | 0 | 0 | 0 | 0 | 0 | 1 | 0 |
| 2024 TOTALS | 38 | 27 | 11 | 0 | 1 | 0 | 1 | 0 |
| OPPONENTS | 27 | 16 | 11 | 0 | 1 | 0 | 0 | 0 |

WEEK-BY-WEEK NFL RANKINGS

| 2024 REGULAR SEASON | | | | | | | | | |
|---------------------|-----------------|-------|------|------|----------------|-------|------|------|----------------|
| OFFENSE | | | | | DEFENSE | | | | |
| DATE | OPPONENT | TOTAL | RUSH | PASS | *POINTS SCORED | TOTAL | RUSH | PASS | *POINTS SCORED |
| 09/06 | at Philadelphia | 3 | T-7 | 7 | T-7 | 29 | 23 | 27 | T-29 |
| 09/15 | Indianapolis | T-4 | 1 | 18 | 13 | 27 | T-21 | 26 | T-17 |
| 09/22 | at Tennessee | 5 | 1 | 22 | T-7 | 20 | 10 | 22 | 12 |
| 09/29 | Minnesota | 3 | 2 | 7 | T-6 | 20 | 11 | 24 | 20 |
| 10/06 | at L.A. Rams | 4 | 3 | 10 | 8 | 21 | 11 | 23 | 14 |
| 10/13 | Arizona | 4 | 2 | 10 | T-8 | 18 | 8 | 25 | T-9 |
| 10/20 | Houston | 6 | 5 | 9 | 7 | 15 | 13 | 15 | 10 |
| 10/27 | at Jacksonville | 5 | 5 | 9 | 6 | 15 | 10 | 19 | T-11 |
| 11/03 | Detroit | 4 | 5 | 8 | 9 | 11 | 10 | 13 | 13 |

*Points per game

PACKERS IN TEAM RANKINGS - BY SEASON

| Year | NFL Offense | | | | NFL Defense | | | |
|------------|-------------|------|------|--------|-------------|------|------|--------|
| | Total | Rush | Pass | Points | Total | Rush | Pass | Points |
| GB in 2023 | 11 | 15 | 12 | 12 | 17 | 28 | 9 | 10 |
| GB in 2022 | 17 | 15 | 17 | 14 | 17 | 26 | 6 | 17t |
| GB in 2021 | 10 | 18 | 8 | 9t | 9 | 11 | 10 | 13t |
| GB in 2020 | 5 | 8 | 9 | 1 | 9 | 13t | 7 | 13t |
| GB in 2019 | 18 | 15 | 17 | 15 | 18 | 23 | 14 | 9 |
| GB in 2018 | 12 | 22 | 9 | 14t | 18 | 22 | 12 | 22 |
| GB in 2017 | 26 | 17 | 25 | 21 | 22 | 17 | 23 | 26 |
| GB in 2016 | 8 | 20 | 7 | 4 | 22 | 8 | 31 | 21 |
| GB in 2015 | 23 | 12 | 25t | 15 | 15 | 21 | 6 | 12 |
| GB in 2014 | 6 | 11 | 8 | 1 | 15 | 23 | 10 | 13t |
| GB in 2013 | 3 | 7 | 6 | 8t | 25 | 25 | 24 | 21t |
| GB in 2012 | 13 | 20 | 9 | 5 | 11 | 17 | 11 | 11 |
| GB in 2011 | 3 | 27 | 3 | 1 | 32 | 14 | 32 | 19 |
| GB in 2010 | 9 | 24 | 5 | 10 | 5 | 18 | 5 | 2 |
| GB in 2009 | 6 | 14 | 7 | 3 | 2 | 1 | 5 | 7 |
| GB in 2008 | 8 | 17 | 8 | 5 | 20 | 26 | 12 | 22t |
| GB in 2007 | 2 | 21 | 2 | 4 | 11 | 14 | 12 | 6t |
| GB in 2006 | 9 | 23 | 8 | 22t | 12 | 13 | 17 | 25t |
| GB in 2005 | 18 | 30 | 7 | 22 | 7 | 23 | 1 | 19t |
| GB in 2004 | 3 | 10 | 3 | 5 | 25 | 14 | 25 | 23 |
| GB in 2003 | 4 | 3 | 16 | 4 | 17 | 10 | 23 | 11 |
| GB in 2002 | 12 | 12 | 10 | 6 | 12 | 21 | 3 | 12 |
| GB in 2001 | 6 | 21 | 3 | 5 | 12 | 16 | 15 | 4t |
| GB in 2000 | 15 | 23 | 8 | 10t | 15 | 8 | 19 | 14 |
| GB in 1999 | 9 | 21 | 7 | 10 | 19 | 22 | 18 | 20t |
| GB in 1998 | 5 | 25 | 3 | 6 | 4 | 4 | 10 | 12 |
| GB in 1997 | 4 | 12 | 3 | 2 | 7 | 20 | 8 | 5 |
| GB in 1996 | 5 | 11 | 5 | 1 | 1 | 4 | 1 | 1 |
| GB in 1995 | 7 | 26 | 3 | 6 | 14 | 7 | 21 | 5 |
| GB in 1994 | 9 | 19 | 9 | 4 | 6 | 3 | 15 | 5t |
| GB in 1993 | 19 | 22 | 18 | 6 | 2 | 8 | 7 | 8t |
| GB in 1992 | 15 | 21 | 9 | 17 | 23 | 16 | 23 | 15 |

OPPONENT STATS

CHICAGO BEARS / REGULAR SEASON WEEK 10 / THROUGH SUNDAY, NOVEMBER 10, 2024

| WON 4, LOST 5 | | | | |
|---------------|---|-------|-----------------|--------|
| 09/08 | W | 24-17 | Tennessee | 59,403 |
| 09/15 | L | 13-19 | at Houston | 71,412 |
| 09/22 | L | 16-21 | at Indianapolis | 66,624 |
| 09/29 | W | 24-18 | L.A. Rams | 59,074 |
| 10/06 | W | 36-10 | Carolina | 59,307 |
| 10/13 | W | 35-16 | Jacksonville | 61,182 |
| 10/27 | L | 15-18 | at Washington | 64,704 |
| 11/03 | L | 9-29 | at Arizona | 64,609 |
| 11/10 | L | 3-19 | New England | 58,912 |

| 2024 TEAM STATISTICS | | |
|----------------------------------|----------------|----------------|
| | CHI | OPP. |
| FIRST DOWNS | 160 | 155 |
| Rushing | 56 | 60 |
| Passing | 85 | 86 |
| Penalty | 19 | 9 |
| Third Down-Made/Att | 35/122 | 40/120 |
| Third Down Efficiency | 28.7% | 33.3% |
| Fourth Down-Made/Att | 6/11 | 6/11 |
| Fourth Down Efficiency | 60.0% | 54.5% |
| TOTAL NET YARDS | 2,499 | 2,911 |
| Avg. Per Game | 277.7 | 323.4 |
| Total Plays | 576 | 542 |
| Avg. Per Play | 4.3 | 5.4 |
| NET YARDS RUSHING | 973 | 1,197 |
| Avg. Per Game | 108.1 | 133.0 |
| Total Rushes | 244 | 247 |
| Avg. Per Rush | 4.0 | 4.8 |
| NET YARDS PASSING | 1,526 | 1,714 |
| Avg. Per Game | 169.6 | 190.4 |
| Sacked/Yards Lost | 38/259 | 24/162 |
| Gross Yards | 1,785 | 1,876 |
| Attempts/Completions | 294/178 | 271/167 |
| Pct. of Completion | 60.5% | 61.6% |
| Had Intercepted | 5 | 8 |
| PUNTS/AVERAGE | 45/47.8 | 39/49.5 |
| Net Punting Average | 40.7 | 42.5 |
| PUNT RETURN/AVG. | 15/16.2 | 22/12.0 |
| KICKOFF RETURN/AVG. | 13/25.5 | 18/29.3 |
| INTERCEPTION RETURN/AVG. | 8/8.0 | 5/7.2 |
| PENALTIES/YARDS | 56/598 | 61/433 |
| FUMBLES/BALL LOST | 8/3 | 14/8 |
| TOUCHDOWNS | 20 | 15 |
| Rushing | 9 | 9 |
| Passing | 9 | 6 |
| Returns | 2 | 0 |
| EXTRA POINTS/ATTEMPTS | 15/16 | 12/12 |
| TWO POINT CONVERSION/ATT. | 2/4 | 0/2 |
| FIELD GOALS/ATTEMPTS | 12/14 | 21/24 |
| AVG. TIME OF POSSESSION | 30:07 | 29:53 |

| SCORE BY PERIODS | | | | | | | | | |
|------------------|----|----|----|----|-------|-------|-----|---|-----|
| | 01 | 02 | 03 | 04 | 0T | PTS | | | |
| TEAM | 10 | 66 | 34 | 65 | 0 | 175 | 0 | | |
| OPPONENTS | 39 | 60 | 26 | 42 | 0 | 167 | 0 | | |
| SCORING | | | | | | | | | |
| | TD | RU | PA | RT | K-PAT | FG | 2PT | S | PTS |
| C. Santos | 0 | 0 | 0 | 0 | 15/16 | 12/14 | 0 | 0 | 51 |
| D. Swift | 4 | 4 | 0 | 0 | 0/0 | 0/0 | 1 | 0 | 26 |
| R. Johnson | 4 | 4 | 0 | 0 | 0/0 | 0/0 | 0 | 0 | 24 |
| C. Kmet | 3 | 0 | 3 | 0 | 0/0 | 0/0 | 1 | 0 | 20 |
| D. Moore | 3 | 0 | 3 | 0 | 0/0 | 0/0 | 0 | 0 | 18 |
| K. Allen | 2 | 0 | 2 | 0 | 0/0 | 0/0 | 0 | 0 | 12 |
| K. Herbert | 1 | 1 | 0 | 0 | 0/0 | 0/0 | 0 | 0 | 6 |
| R. Odunze | 1 | 0 | 1 | 0 | 0/0 | 0/0 | 0 | 0 | 6 |
| J. Owens | 1 | 0 | 0 | 1 | 0/0 | 0/0 | 0 | 0 | 6 |
| T. Stevenson | 1 | 0 | 0 | 1 | 0/0 | 0/0 | 0 | 0 | 6 |
| TEAM | 20 | 9 | 9 | 2 | 15/16 | 12/14 | 2 | 0 | 175 |
| OPPONENTS | 15 | 9 | 6 | 0 | 12/12 | 21/24 | 0 | 0 | 167 |

2-PT Conv: D. Swift 1, C. Kmet 1, TM 2-4, OPP 0-2
SACKS: G. Dexter Sr. 4.0, M. Sweat 3.5, D. Taylor 2.0, J. Martin 2.0, C. Williams 2.0, D. Walker 1.5, T. Edmunds 1.0, J. Brisker 1.0, T. Edwards 1.0, A. Ogbonbhenigwa 1.0, J. Sanborn 1.0, A. Boker 1.0, K. Byard III 1.0, A. Billings 1.0, B. Cowart 0.5, K. Gordon 0.5, TM 24.0, OPP 38.0
FUM/LOST: C. Williams 4/2, D. Swift 2/0, V. Jones Jr. 1/1, R. Odunze 1/0, TM 8/3, OPP 14/8

| PASSING | | | | | | | | | | | | | |
|------------------|-----|-----|-------|------|---------|----|-----|-----|------|------|------|------|--------|
| | ATT | CMP | YDS | CMP% | YDS/ATT | TD | TD% | INT | INT% | LONG | SACK | LOST | RATING |
| C. Williams | 294 | 178 | 1,785 | 60.5 | 6.1 | 9 | 3.1 | 5 | 1.7 | 47 | 38 | 259 | 81.0 |
| TEAM | 294 | 178 | 1,785 | 60.5 | 6.1 | 9 | 3.1 | 5 | 1.7 | 47 | 38 | 259 | 81.0 |
| OPPONENTS | 271 | 167 | 1,876 | 61.6 | 6.9 | 6 | 2.2 | 8 | 3.0 | 61 | 24 | 162 | 77.4 |

| RUSHING | | | | | |
|------------------|-----|-------|------|------|----|
| | NO. | YDS | AVG | LONG | TD |
| D. Swift | 141 | 564 | 4.0 | 561 | 4 |
| C. Williams | 40 | 236 | 5.9 | 24 | 0 |
| R. Johnson | 36 | 104 | 2.9 | 9 | 4 |
| D. Moore | 5 | 18 | 3.6 | 14 | 0 |
| K. Herbert | 8 | 16 | 2.0 | 6 | 1 |
| T. Homer | 3 | 16 | 5.3 | 6 | 0 |
| R. Odunze | 3 | 15 | 5.0 | 8 | 0 |
| V. Jones Jr. | 2 | 11 | 5.5 | 6 | 0 |
| T. Bagert | 6 | -7 | -1.2 | -1 | 0 |
| TEAM | 244 | 973 | 4.0 | 561 | 9 |
| OPPONENTS | 247 | 1,197 | 4.8 | 531 | 9 |

| RECEIVING | | | | | | |
|------------------|-----|-----|-------|------|------|----|
| | TAR | NO. | YDS | AVG | LONG | TD |
| D. Moore | 66 | 40 | 398 | 10.0 | 44 | 3 |
| R. Odunze | 50 | 28 | 414 | 14.8 | 47 | 1 |
| K. Allen | 48 | 26 | 241 | 9.3 | 22 | 2 |
| C. Kmet | 34 | 29 | 316 | 10.9 | 311 | 3 |
| D. Swift | 30 | 26 | 230 | 8.8 | 42 | 0 |
| D. Carter | 14 | 9 | 72 | 8.0 | 14 | 0 |
| R. Johnson | 13 | 9 | 70 | 7.8 | 17 | 0 |
| G. Everitt | 11 | 7 | 30 | 4.3 | 17 | 0 |
| K. Herbert | 2 | 2 | 4 | 2.0 | 2 | 0 |
| V. Jones Jr. | 1 | 1 | 8 | 8.0 | 8 | 0 |
| M. Lewis | 1 | 1 | 2 | 2.0 | 2 | 0 |
| TEAM | 270 | 178 | 1,785 | 10.0 | 47 | 9 |
| OPPONENTS | 252 | 167 | 1,876 | 11.2 | 61 | 6 |

| INTERCEPTIONS | | | | | |
|------------------|-----|-----|------|------|----|
| | NO. | YDS | AVG | LONG | TD |
| J. Johnson | 2 | 11 | 5.5 | 9 | 0 |
| T. Stevenson | 1 | 43 | 43.0 | 431 | 1 |
| J. Blackwell | 1 | 10 | 10.0 | 10 | 0 |
| J. Brisker | 1 | 0 | 0.0 | 0 | 0 |
| K. Byard III | 1 | 0 | 0.0 | 0 | 0 |
| T. Edmunds | 1 | 0 | 0.0 | 0 | 0 |
| T. Edwards | 1 | 0 | 0.0 | 0 | 0 |
| TEAM | 8 | 64 | 8.0 | 431 | 1 |
| OPPONENTS | 5 | 36 | 7.2 | 22 | 0 |

| FUMBLES | | | | | |
|------------------|-----|-----|----|-----|----|
| | FUM | LST | FF | REC | TD |
| C. Williams | 4 | 2 | 0 | 1 | 0 |
| V. Jones Jr. | 1 | 1 | 0 | 0 | 0 |
| T. Jenkins | 0 | 0 | 0 | 2 | 0 |
| R. Odunze | 1 | 0 | 0 | 0 | 0 |
| M. Pryor | 0 | 0 | 0 | 1 | 0 |
| D. Swift | 2 | 0 | 0 | 0 | 0 |
| TEAM | 8 | 3 | 0 | 4 | 0 |
| OPPONENTS | 14 | 8 | 0 | 3 | 0 |

| PUNTING | | | | | | | | |
|------------------|-----|-------|------|------|------|----|----|---|
| | NO. | YDS | AVG | NET | TR | IN | LG | B |
| T. Taylor | 45 | 2,153 | 47.8 | 40.7 | 3 | 18 | 68 | 0 |
| TEAM | 45 | 2,153 | 47.8 | 40.7 | 3 | 18 | 68 | 0 |
| OPPONENTS | 39 | 1,932 | 49.5 | 42.5 | 4 | 19 | 75 | 1 |
| PUNT RETURNS | | | | | | | | |
| | RET | FC | YDS | AVG | LONG | TD | | |
| D. Carter | 15 | 8 | 153 | 10.2 | 38 | 0 | | |
| TEAM | 15 | 8 | 153 | 10.2 | 38 | 0 | | |
| OPPONENTS | 22 | 10 | 263 | 12.0 | 27 | 0 | | |

| KICKOFF RETURNS | | | | | |
|------------------|-----|-----|------|------|----|
| | NO. | YDS | AVG | LONG | TD |
| D. Carter | 10 | 320 | 32.0 | 67 | 0 |
| K. Herbert | 1 | 28 | 28.0 | 28 | 0 |
| J. Blackwell | 1 | 22 | 22.0 | 22 | 0 |
| V. Jones Jr. | 1 | 0 | 0.0 | 0 | 0 |
| TEAM | 13 | 370 | 28.5 | 67 | 0 |
| OPPONENTS | 18 | 528 | 29.3 | 43 | 0 |

| FIELD GOALS | | | | | |
|------------------|------|-------|-------|-------|-----|
| | 1-19 | 20-29 | 30-39 | 40-49 | 50+ |
| C. Santos | 0/0 | 2/2 | 2/2 | 2/3 | 6/7 |
| TEAM | 0/0 | 2/2 | 2/2 | 2/3 | 6/7 |
| OPPONENTS | 0/0 | 6/6 | 6/6 | 4/6 | 5/6 |

C. Santos: (24G, 50G, 48G) (53G, 54G) (56SH, 53G) (40G) (33G) (43B) (-) (29G, 53G, 53G) (33G)
OPP: (40G) (56G, 47G, 59G, 53G) (46G, 37G, 43WL, 25G, 52G) (45WL, 27G) (30G) (27G, 30G, 28G, 47G, 51SH) (29G, 55G) (30G, 37G, 25G, 33G)

STATS MATCH-UP: PLAYERS

| GREEN BAY | | | CHICAGO | | |
|--------------------------|------------------|-------------------|--------------------------|-------------------|-------------------|
| | PLAYER | STAT | | PLAYER | STAT |
| OFFENSIVE | | | OFFENSIVE | | |
| Passing Yards | Jordan Love | 1,820 | Passing Yards | Caleb Williams | 1,785 |
| Passing Attempts | Jordan Love | 240 | Passing Attempts | Caleb Williams | 294 |
| Passing Completions | Jordan Love | 147 | Passing Completions | Caleb Williams | 178 |
| Completion Pct. | Malik Willis | 74.4% | Completion Pct. | Caleb Williams | 60.5% |
| Passing TDs | Jordan Love | 15 | Passing TDs | Caleb Williams | 9 |
| Rushing Yards | Josh Jacobs | 762 | Rushing Yards | D'Andre Swift | 564 |
| Rushing Avg. | Emanuel Wilson | 12 | Rushing Avg. | Velus Jones Jr. | 6 |
| Rushing TDs | Josh Jacobs | 3 | Rushing TDs | D'Andre Swift | 4 |
| | | | | Roschon Johnson | |
| Receptions | Jayden Reed | 36 | Receptions | DJ Moore | 40 |
| Receiving Yards | Jayden Reed | 620 | Receiving Yards | Rome Odunze | 414 |
| Avg. Yards-Per-Rec | Jayden Reed | 17.2 | Avg. Yards-Per-Rec | Rome Odunze | 14.8 |
| Receiving TDs | Tucker Kraft | 5 | Receiving TDs | Cole Kmet | 3 |
| | | | | DJ Moore | |
| Points | Brayden Narveson | 52 | Points | Cairo Santos | 51 |
| DEFENSIVE | | | DEFENSIVE | | |
| Sacks/Yards | Devonte Wyatt | 3.0/16.0 | Sacks/Yards | Gervon Dexter Sr. | 4.0/28.0 |
| Int/Yards/Longest | Xavier McKinney | 6/63/63 | Int/Yards/Longest | Jaylon Johnson | 2/11/11 |
| Solo/Assists/Tackles | Quay Walker | 46/18/64 | Solo/Assists/Tackles | T.J. Edwards | 42/31/73 |
| FF/FR | Devonte Wyatt | 2/0 | FF/FR | Elijah Hicks | 2/0 |
| | | | | Kevin Byard III | |
| Quarterback Hits | Rashan Gary | 8 | Quarterback Hits | Kyler Gordon | |
| Passes Defensed | Xavier McKinney | 7 | Passes Defensed | Gervon Dexter Sr. | 13 |
| | Jaire Alexander | | | Tyrique Stevenson | 8 |
| Tackles for Loss | Eric Wilson | 7 | Tackles for Loss | Montez Sweat | 5 |
| SPECIAL TEAMS | | | SPECIAL TEAMS | | |
| ST Tackles | Zayne Anderson | 6 | ST Tackles | Daniel Hardy | 5 |
| KO Returns | Keisean Nixon | 7 | KO Returns | DeAndre Carter | 10 |
| KO Returns Yards (avg) | Keisean Nixon | 195 (27.9) | KO Returns Yards (avg) | DeAndre Carter | 320 (32.0) |
| Punt Returns | Jayden Reed | 8 | Punt Returns | DeAndre Carter | 15 |
| Punt Returns Yards (avg) | Jayden Reed | 48 (6.0) | Punt Returns Yards (avg) | DeAndre Carter | 153 (10.2) |
| | Keisean Nixon | | | | |
| Field Goals Made/Att | Brayden Narveson | 12/17 (70.6%) | Field Goals Made/Att | Cairo Santos | 12/14 (85.7%) |
| Punts | Daniel Whelan | 31 | Punts | Tory Taylor | 45 |
| Punt Yards (Avg/Net Avg) | Daniel Whelan | 1,478 (47.7/43.9) | Punt Yards (Avg/Net Avg) | Tory Taylor | 2,153 (47.8/40.7) |

OFFENSE - TEAM STATS - GAME-BY-GAME

2024 REGULAR SEASON PACKERS GAME-BY-GAME OFFENSE

| | 09/06 @ PHI | 09/15 IND | 09/22 @ TEN | 09/29 MIN | 10/06 @ LAR | 10/13 ARI | 10/20 HOU | 10/27 @ JAX | 11/03 DET | 11/17 @ CHI | 11/24 SF | 11/28 MIA | 12/05 @ DET | 12/15 @ SEA | 12/23 NO | 12/29 @ MIN | 01/05 CHI | Totals |
|---------------------|-------------------|--------------|-------------------|--------------|-------------------|--------------|--------------|-------------------|--------------|-------------------|-------------|--------------|-------------------|-------------------|-------------|-------------------|--------------|--------|
| FIRST DOWNS | | | | | | | | | | | | | | | | | | |
| Total | 19 | 19 | 16 | 24 | 19 | 27 | 18 | 22 | 20 | | | | | | | | | 184 |
| Rushing | 7 | 13 | 9 | 3 | 9 | 9 | 4 | 8 | 7 | | | | | | | | | 69 |
| Passing | 9 | 6 | 6 | 19 | 8 | 15 | 12 | 11 | 10 | | | | | | | | | 96 |
| Penalty | 3 | 0 | 1 | 2 | 2 | 3 | 2 | 3 | 3 | | | | | | | | | 19 |
| THIRD DOWNS | | | | | | | | | | | | | | | | | | |
| Attempts | 11 | 17 | 14 | 12 | 8 | 12 | 10 | 11 | 12 | | | | | | | | | 107 |
| Converted | 3 | 10 | 5 | 4 | 1 | 7 | 4 | 3 | 3 | | | | | | | | | 40 |
| Percentage | 27.3% | 58.8% | 35.7% | 33.3% | 12.5% | 58.3% | 40.0% | 27.3% | 25.0% | | | | | | | | | 37.4% |
| FOURTH DOWNS | | | | | | | | | | | | | | | | | | |
| Attempts | 1 | 0 | 0 | 2 | 0 | 1 | 0 | 0 | 3 | | | | | | | | | 7 |
| Converted | 1 | 0 | 0 | 0 | 0 | 1 | 0 | 0 | 2 | | | | | | | | | 4 |
| Percentage | 100.0% | 0 | 0 | 0.0% | 0 | 100.0% | 0 | 0 | 66.7% | | | | | | | | | 57.1% |
| TOT. OFFENSE | | | | | | | | | | | | | | | | | | |
| Net Yards | 414 | 383 | 378 | 465 | 328 | 437 | 277 | 422 | 411 | | | | | | | | | 3,515 |
| Plays | 58 | 67 | 59 | 74 | 58 | 70 | 56 | 67 | 62 | | | | | | | | | 571 |
| Avg./Play | 7.1 | 5.7 | 6.4 | 6.3 | 5.7 | 6.2 | 4.9 | 6.3 | 6.6 | | | | | | | | | 6.2 |
| RUSHING | | | | | | | | | | | | | | | | | | |
| Net Yards | 163 | 261 | 188 | 86 | 126 | 179 | 82 | 170 | 138 | | | | | | | | | 1,393 |
| Rush. Att. | 21 | 53 | 37 | 19 | 30 | 38 | 20 | 39 | 23 | | | | | | | | | 280 |
| Avg./Att. | 7.8 | 4.9 | 5.1 | 4.5 | 4.2 | 4.7 | 4.1 | 4.4 | 6.0 | | | | | | | | | 5.0 |
| PASSING | | | | | | | | | | | | | | | | | | |
| Net Yards | 251 | 122 | 190 | 379 | 202 | 258 | 195 | 252 | 273 | | | | | | | | | 2,122 |
| Attempts | 35 | 14 | 19 | 54 | 26 | 32 | 33 | 27 | 39 | | | | | | | | | 279 |
| Completions | 17 | 12 | 13 | 32 | 15 | 22 | 24 | 18 | 23 | | | | | | | | | 176 |
| Intercepted | 1 | 0 | 0 | 3 | 1 | 1 | 2 | 1 | 1 | | | | | | | | | 10 |
| Gross Yards | 260 | 122 | 202 | 389 | 224 | 258 | 220 | 252 | 273 | | | | | | | | | 2,200 |
| Sacked | 2.0 | 0.0 | 3.0 | 1.0 | 2.0 | 0.0 | 3.0 | 1.0 | 0.0 | | | | | | | | | 12.0 |
| Yards Lost | 9 | 0 | 12 | 10 | 22 | 0 | 25 | 0 | 0 | | | | | | | | | 78 |
| ADVANCES | | | | | | | | | | | | | | | | | | |
| Rushes | 21 | 53 | 37 | 19 | 30 | 38 | 20 | 39 | 23 | | | | | | | | | 280 |
| Completions | 17 | 12 | 13 | 32 | 15 | 22 | 24 | 18 | 23 | | | | | | | | | 176 |
| Totals | 38 | 65 | 50 | 51 | 45 | 60 | 44 | 57 | 46 | | | | | | | | | 456 |
| Total Drives | 11 | 10 | 10 | 15 | 11 | 11 | 11 | 13 | 9 | | | | | | | | | 101 |
| PENALTIES | | | | | | | | | | | | | | | | | | |
| Number | 10 | 6 | 10 | 8 | 7 | 5 | 8 | 3 | 10 | | | | | | | | | 67 |
| Yards | 71 | 50 | 75 | 68 | 39 | 40 | 55 | 20 | 67 | | | | | | | | | 485 |
| FUMBLES | | | | | | | | | | | | | | | | | | |
| Number | 1 | 2 | 0 | 1 | 1 | 0 | 1 | 0 | 3 | | | | | | | | | 9 |
| Lost | 0 | 1 | 0 | 1 | 0 | 0 | 1 | 0 | 0 | | | | | | | | | 3 |
| PUNTING | | | | | | | | | | | | | | | | | | |
| Yards | 74 | 139 | 244 | 180 | 186 | 46 | 284 | 241 | 84 | | | | | | | | | 1,478 |
| Punts | 2 | 3 | 5 | 3 | 5 | 1 | 5 | 5 | 2 | | | | | | | | | 31 |
| Net Avg. | 37.0 | 46.3 | 36.0 | 56.7 | 37.2 | 46.0 | 51.6 | 44.8 | 42.0 | | | | | | | | | 43.9 |
| Gross Avg. | 37.0 | 46.3 | 48.8 | 60.0 | 37.2 | 46.0 | 56.8 | 48.2 | 42.0 | | | | | | | | | 47.7 |
| SCORING | | | | | | | | | | | | | | | | | | |
| Points | 29 | 16 | 30 | 29 | 24 | 34 | 24 | 30 | 14 | | | | | | | | | 230 |
| Q1 | 6 | 10 | 17 | 0 | 7 | 7 | 0 | 0 | 3 | | | | | | | | | 50 |
| Q2 | 13 | 0 | 3 | 7 | 3 | 17 | 14 | 13 | 0 | | | | | | | | | 70 |
| Q3 | 7 | 3 | 7 | 0 | 14 | 7 | 7 | 7 | 3 | | | | | | | | | 55 |
| Q4 | 3 | 3 | 3 | 22 | 0 | 3 | 3 | 10 | 8 | | | | | | | | | 55 |
| OT | 0 | 0 | 0 | 0 | 0 | 0 | 0 | 0 | 0 | | | | | | | | | 0 |
| TD Rushing | 1 | 0 | 1 | 0 | 1 | 0 | 0 | 2 | 1 | | | | | | | | | 6 |
| TD Passing | 2 | 1 | 1 | 4 | 2 | 4 | 3 | 1 | 0 | | | | | | | | | 18 |
| TD KO Returns | 0 | 0 | 0 | 0 | 0 | 0 | 0 | 0 | 0 | | | | | | | | | 0 |
| TD Punt Returns | 0 | 0 | 0 | 0 | 0 | 0 | 0 | 0 | 0 | | | | | | | | | 0 |
| TD Sp. Teams | 0 | 0 | 0 | 0 | 0 | 0 | 0 | 0 | 0 | | | | | | | | | 0 |
| TD Def. Returns | 0 | 0 | 1 | 0 | 0 | 0 | 0 | 0 | 0 | | | | | | | | | 1 |
| FG Attempts | 4 | 4 | 3 | 2 | 1 | 3 | 1 | 3 | 3 | | | | | | | | | 24 |
| FG Made | 3 | 3 | 3 | 0 | 1 | 2 | 1 | 3 | 2 | | | | | | | | | 18 |
| Safety | 0 | 0 | 0 | 0 | 0 | 0 | 0 | 0 | 0 | | | | | | | | | 0 |
| 2-Pt Attempts | 1 | 0 | 0 | 1 | 0 | 0 | 0 | 0 | 1 | | | | | | | | | 3 |
| 2-Pt Made | 0 | 0 | 0 | 1 | 0 | 0 | 0 | 0 | 1 | | | | | | | | | 2 |
| TOP | 27:13 | 40:11 | 32:28 | 27:45 | 27:19 | 36:35 | 28:43 | 34:09 | 28:49 | | | | | | | | | 31:28 |

DEFENSE - TEAM STATS - GAME-BY-GAME

2024 REGULAR SEASON PACKERS GAME-BY-GAME DEFENSE

| | 09/06 @ PHI | 09/15 IND | 09/22 @ TEN | 09/29 MIN | 10/06 @ LAR | 10/13 ARI | 10/20 HOU | 10/27 @ JAX | 11/03 DET | 11/17 @ CHI | 11/24 SF | 11/28 @ MIA | 12/05 @ DET | 12/15 @ SEA | 12/23 NO | 12/29 @ MIN | 01/05 CHI | Totals |
|---------------------|-------------------|--------------|-------------------|--------------|-------------------|--------------|--------------|-------------------|--------------|-------------------|-------------|-------------------|-------------------|-------------------|-------------|-------------------|--------------|--------|
| FIRST DOWNS | | | | | | | | | | | | | | | | | | |
| Total | 25 | 19 | 18 | 22 | 24 | 16 | 15 | 19 | 17 | | | | | | | | | 175 |
| Rushing | 8 | 8 | 3 | 8 | 12 | 5 | 9 | 5 | 8 | | | | | | | | | 66 |
| Passing | 14 | 10 | 14 | 11 | 11 | 8 | 6 | 14 | 8 | | | | | | | | | 96 |
| Penalty | 3 | 1 | 1 | 3 | 1 | 3 | 0 | 0 | 1 | | | | | | | | | 13 |
| THIRD DOWNS | | | | | | | | | | | | | | | | | | |
| Attempts | 14 | 9 | 9 | 11 | 16 | 10 | 13 | 9 | 12 | | | | | | | | | 103 |
| Converted | 4 | 2 | 3 | 4 | 8 | 4 | 4 | 1 | 4 | | | | | | | | | 34 |
| Percentage | 28.6% | 22.2% | 33.3% | 36.4% | 50.0% | 40.0% | 30.8% | 11.1% | 33.3% | | | | | | | | | 33.0% |
| FOURTH DOWNS | | | | | | | | | | | | | | | | | | |
| Attempts | 1 | 2 | 1 | 1 | 4 | 0 | 0 | 1 | 2 | | | | | | | | | 12 |
| Converted | 1 | 1 | 0 | 0 | 2 | 0 | 0 | 1 | 2 | | | | | | | | | 7 |
| Percentage | 100.0% | 50.0% | 0.0% | 0.0% | 50.0% | 0 | 0 | 100.0% | 100.0% | | | | | | | | | 58.3% |
| TOT. OFFENSE | | | | | | | | | | | | | | | | | | |
| Net Yards | 410 | 338 | 237 | 374 | 370 | 303 | 197 | 390 | 261 | | | | | | | | | 2,880 |
| Plays | 74 | 53 | 53 | 64 | 76 | 55 | 58 | 56 | 55 | | | | | | | | | 544 |
| Avg./Play | 5.5 | 6.4 | 4.5 | 5.8 | 4.9 | 5.5 | 3.4 | 7.0 | 4.7 | | | | | | | | | 5.3 |
| RUSHING | | | | | | | | | | | | | | | | | | |
| Net Yards | 144 | 140 | 33 | 120 | 134 | 89 | 142 | 91 | 124 | | | | | | | | | 1,017 |
| Rush. Att. | 38 | 18 | 11 | 34 | 28 | 23 | 33 | 23 | 32 | | | | | | | | | 240 |
| Avg./Att. | 3.8 | 7.8 | 3.0 | 3.5 | 4.8 | 3.9 | 4.3 | 4.0 | 3.9 | | | | | | | | | 4.2 |
| PASSING | | | | | | | | | | | | | | | | | | |
| Net Yards | 266 | 198 | 204 | 254 | 236 | 214 | 55 | 299 | 137 | | | | | | | | | 1,863 |
| Attempts | 34 | 34 | 34 | 28 | 45 | 32 | 21 | 32 | 22 | | | | | | | | | 282 |
| Completions | 20 | 17 | 26 | 20 | 29 | 22 | 10 | 21 | 18 | | | | | | | | | 183 |
| Intercepted | 2 | 3 | 2 | 1 | 1 | 0 | 0 | 1 | 0 | | | | | | | | | 10 |
| Gross Yards | 278 | 204 | 260 | 275 | 260 | 214 | 86 | 308 | 145 | | | | | | | | | 2,030 |
| Sacked | 2.0 | 1.0 | 8.0 | 2.0 | 3.0 | 0.0 | 4.0 | 1.0 | 1.0 | | | | | | | | | 22.0 |
| Yards Lost | 12 | 6 | 56 | 21 | 24 | 0 | 31 | 9 | 8 | | | | | | | | | 167 |
| ADVANCES | | | | | | | | | | | | | | | | | | |
| Rushes | 38 | 18 | 11 | 34 | 28 | 23 | 33 | 23 | 32 | | | | | | | | | 240 |
| Completions | 20 | 17 | 26 | 20 | 29 | 22 | 10 | 21 | 18 | | | | | | | | | 183 |
| Totals | 58 | 35 | 37 | 54 | 57 | 45 | 43 | 44 | 50 | | | | | | | | | 423 |
| Total Drives | 11 | 10 | 11 | 15 | 9 | 10 | 12 | 12 | 8 | | | | | | | | | 98 |
| PENALTIES | | | | | | | | | | | | | | | | | | |
| Number | 7 | 3 | 2 | 7 | 5 | 13 | 5 | 8 | 5 | | | | | | | | | 55 |
| Yards | 57 | 20 | 15 | 55 | 30 | 100 | 55 | 59 | 51 | | | | | | | | | 442 |
| FUMBLES | | | | | | | | | | | | | | | | | | |
| Number | 2 | 3 | 1 | 2 | 1 | 3 | 0 | 2 | 0 | | | | | | | | | 14 |
| Lost | 1 | 0 | 1 | 2 | 1 | 3 | 0 | 1 | 0 | | | | | | | | | 9 |
| PUNTING | | | | | | | | | | | | | | | | | | |
| Yards | 101 | 161 | 187 | 225 | 129 | 211 | 307 | 298 | 199 | | | | | | | | | 1,818 |
| Punts | 2 | 3 | 4 | 5 | 3 | 4 | 6 | 5 | 4 | | | | | | | | | 36 |
| Net Avg. | 50.5 | 47.0 | 43.0 | 40.8 | 43.0 | 36.0 | 45.7 | 49.0 | 48.0 | | | | | | | | | 44.5 |
| Gross Avg. | 50.5 | 53.7 | 46.8 | 45.0 | 43.0 | 52.8 | 51.2 | 59.6 | 49.8 | | | | | | | | | 50.5 |
| SCORING | | | | | | | | | | | | | | | | | | |
| Points | 34 | 10 | 14 | 31 | 19 | 13 | 22 | 27 | 24 | | | | | | | | | 194 |
| Q1 | 0 | 0 | 7 | 14 | 0 | 0 | 3 | 0 | 0 | | | | | | | | | 24 |
| Q2 | 17 | 0 | 0 | 14 | 13 | 10 | 16 | 10 | 17 | | | | | | | | | 97 |
| Q3 | 14 | 3 | 7 | 0 | 0 | 3 | 0 | 7 | 7 | | | | | | | | | 41 |
| Q4 | 3 | 7 | 0 | 3 | 6 | 0 | 3 | 10 | 0 | | | | | | | | | 32 |
| OT | 0 | 0 | 0 | 0 | 0 | 0 | 0 | 0 | 0 | | | | | | | | | 0 |
| TD Rushing | 2 | 0 | 0 | 1 | 1 | 0 | 2 | 1 | 1 | | | | | | | | | 8 |
| TD Passing | 2 | 1 | 2 | 3 | 1 | 1 | 0 | 2 | 1 | | | | | | | | | 13 |
| TD KO Returns | 0 | 0 | 0 | 0 | 0 | 0 | 0 | 0 | 0 | | | | | | | | | 0 |
| TD Punt Returns | 0 | 0 | 0 | 0 | 0 | 0 | 0 | 0 | 0 | | | | | | | | | 0 |
| TD Sp. Teams | 0 | 0 | 0 | 0 | 0 | 0 | 0 | 0 | 0 | | | | | | | | | 0 |
| TD Def. Returns | 0 | 0 | 0 | 0 | 1 | 0 | 0 | 0 | 1 | | | | | | | | | 2 |
| FG Attempts | 2 | 2 | 0 | 1 | 0 | 2 | 3 | 2 | 1 | | | | | | | | | 13 |
| FG Made | 2 | 1 | 0 | 1 | 0 | 2 | 3 | 2 | 1 | | | | | | | | | 12 |
| Safety | 0 | 0 | 0 | 0 | 0 | 0 | 0 | 0 | 0 | | | | | | | | | 0 |
| 2-Pt Attempts | 0 | 0 | 0 | 0 | 1 | 0 | 1 | 0 | 0 | | | | | | | | | 2 |
| 2-Pt Made | 0 | 0 | 0 | 0 | 0 | 0 | 0 | 0 | 0 | | | | | | | | | 0 |
| TOP | 32:47 | 19:49 | 27:32 | 32:15 | 32:41 | 23:25 | 31:17 | 25:51 | 31:11 | | | | | | | | | 28:32 |

SACKS / QB HITS / PASSES DEFENSED

2024 REGULAR SEASON

| QUARTERBACK SACKS | | | | |
|-------------------|-----------------|-------------|------------|--|
| DATE | OPPONENT | SACKS | YARDS | PLAYERS |
| 09/06 | at Philadelphia | 2.0 | 12 | Rashan Gary 1.0-6.0, Keisean Nixon 1.0-6.0 |
| 09/15 | Indianapolis | 1.0 | 6 | Devonte Wyatt 1.0-6.0 |
| 09/22 | at Tennessee | 8.0 | 56 | Preston Smith 2.0-17.0, Devonte Wyatt 2.0-10.0, Kingsley Enagbare 1.5-19.5, Lukas Van Ness 1.0-4.0, Edgerrin Cooper 0.5-5.5, Isaiah McDuffie 0.5-0.0, Quay Walker 0.5-0.0 |
| 09/29 | Minnesota | 2.0 | 21 | Keisean Nixon 1.0-8.0, Quay Walker 1.0-13.0 |
| 10/06 | at L.A. Rams | 3.0 | 24 | Karl Brooks 1.5-11.5, Edgerrin Cooper 1.0-9.0, Preston Smith 0.5-3.5 |
| 10/13 | Arizona | 0.0 | 0 | -- |
| 10/20 | Houston | 4.0 | 31 | Eric Wilson 2.0-17.0, Rashan Gary 1.0-6.0, Xavier McKinney 1.0-8.0 |
| 10/27 | at Jacksonville | 1.0 | 9 | Edgerrin Cooper 1.0-9.0 |
| 11/03 | Detroit | 1.0 | 8 | Rashan Gary 0.5-4.0, Arron Mosby 0.5-4.0 |
| 11/17 | at Chicago | -- | -- | -- |
| 11/24 | San Francisco | -- | -- | -- |
| 11/28 | Miami | -- | -- | -- |
| 12/05 | at Detroit | -- | -- | -- |
| 12/15 | at Seattle | -- | -- | -- |
| 12/23 | New Orleans | -- | -- | -- |
| 12/29 | at Minnesota | -- | -- | -- |
| 01/05 | Chicago | -- | -- | -- |
| TOTALS | | 22.0 | 167 | DEVONTE WYATT 3.0-16.0, EDGERRIN COOPER 2.5-23.5, RASHAN GARY 2.5-16.0, PRESTON SMITH 2.5-20.5, KEISEAN NIXON 2.0-14.0, ERIC WILSON 2.0-17.0, KARL BROOKS 1.5-11.5, KINGSLEY ENAGBARE 1.5-19.5, QUAY WALKER 1.5-13.0, XAVIER MCKINNEY 1.0-8.0, LUKAS VAN NESS 1.0-4.0, ISAIAH MCDUFFIE 0.5-0.0, ARRON MOSBY 0.5-4.0 |

| QUARTERBACK HITS | | | |
|------------------|-----------------|-----------|---|
| DATE | OPPONENT | QBH | PLAYERS |
| 09/06 | at Philadelphia | 5 | Rashan Gary 2, Keisean Nixon 2, Isaiah McDuffie 1 |
| 09/15 | Indianapolis | 3 | Devonte Wyatt 2, Isaiah McDuffie 1 |
| 09/22 | at Tennessee | 12 | Devonte Wyatt 3, Kingsley Enagbare 2, Preston Smith 2, Karl Brooks 1, Edgerrin Cooper 1, Isaiah McDuffie 1, Lukas Van Ness 1, Quay Walker 1 |
| 09/29 | Minnesota | 3 | Keisean Nixon 1, T.J. Slaton 1, Quay Walker 1 |
| 10/06 | at L.A. Rams | 10 | Karl Brooks 3, Kenny Clark 2, Edgerrin Cooper 2, Kingsley Enagbare 1, T.J. Slaton 1, Preston Smith 1 |
| 10/13 | Arizona | 1 | Rashan Gary 1 |
| 10/20 | Houston | 7 | Rashan Gary 3, Eric Wilson 2, Xavier McKinney 1, Colby Wooden 1 |
| 10/27 | at Jacksonville | 4 | Edgerrin Cooper 1, Rashan Gary 1, Preston Smith 1, Lukas Van Ness 1 |
| 11/03 | Detroit | 4 | Rashan Gary 1, Arron Mosby 1, Keisean Nixon 1, Colby Wooden 1 |
| 11/17 | at Chicago | -- | -- |
| 11/24 | San Francisco | -- | -- |
| 11/28 | Miami | -- | -- |
| 12/05 | at Detroit | -- | -- |
| 12/15 | at Seattle | -- | -- |
| 12/23 | New Orleans | -- | -- |
| 12/29 | at Minnesota | -- | -- |
| 01/05 | Chicago | -- | -- |
| TOTALS | | 49 | RASHAN GARY 8, DEVONTE WYATT 5, KARL BROOKS 4, EDGERRIN COOPER 4, KEISEAN NIXON 4, PRESTON SMITH 4, KINGSLEY ENAGBARE 3, ISAIAH MCDUFFIE 3, KENNY CLARK 2, T.J. SLATON 2, LUKAS VAN NESS 2, QUAY WALKER 2, ERIC WILSON 2, COLBY WOODEN 2, XAVIER MCKINNEY 1, ARRON MOSBY 1 |

| PASSES DEFENSED | | | |
|-----------------|-----------------|-----------|--|
| DATE | OPPONENT | PD | PLAYERS |
| 09/06 | at Philadelphia | 6 | Jaire Alexander 2, Edgerrin Cooper 1, Rashan Gary 1, Xavier McKinney 1, Keisean Nixon 1 |
| 09/15 | Indianapolis | 7 | Jaire Alexander 1, Javon Bullard 1, Isaiah McDuffie 1, Xavier McKinney 1, Carrington Valentine 1, Evan Williams 1, Eric Wilson 1 |
| 09/22 | at Tennessee | 2 | Jaire Alexander 1, Xavier McKinney 1 |
| 09/29 | Minnesota | 2 | Isaiah McDuffie 1, Xavier McKinney 1 |
| 10/06 | at L.A. Rams | 5 | Xavier McKinney 2, Evan Williams 2, Keisean Nixon 1 |
| 10/13 | Arizona | 2 | Jaire Alexander 1, Keisean Nixon 1 |
| 10/20 | Houston | 1 | Eric Wilson 1 |
| 10/27 | at Jacksonville | 5 | Jaire Alexander 2, Edgerrin Cooper 1, Xavier McKinney 1, Colby Wooden 1 |
| 11/03 | Detroit | 0 | -- |
| 11/17 | at Chicago | -- | -- |
| 11/24 | San Francisco | -- | -- |
| 11/28 | Miami | -- | -- |
| 12/05 | at Detroit | -- | -- |
| 12/15 | at Seattle | -- | -- |
| 12/23 | New Orleans | -- | -- |
| 12/29 | at Minnesota | -- | -- |
| 01/05 | Chicago | -- | -- |
| TOTALS | | 30 | JAIRE ALEXANDER 7, XAVIER MCKINNEY 7, KEISEAN NIXON 3, EVAN WILLIAMS 3, EDGERRIN COOPER 2, ISAIAH MCDUFFIE 2, ERIC WILSON 2, JAVON BULLARD 1, RASHAN GARY 1, CARRINGTON VALENTINE 1, COLBY WOODEN 1 |

INTERCEPTIONS - FUMBLES

INTERCEPTIONS (AS OF NOV 12, 2024, 12:21 PM PST) 2024 : REGULAR SEASON

| PACKERS INTERCEPTIONS | | |
|-----------------------|-----------|---|
| PLAYERS | TIMES | WHERE/WHEN |
| Xavier McKinney | 6 | 1 at Philadelphia - (9/6); 1 Indianapolis - (9/15); 1 at Tennessee - (9/22); 1 Minnesota - (9/29); 1 at L.A. Rams - (10/6); 1 at Jacksonville - (10/27) |
| Jaire Alexander | 2 | 1 at Philadelphia - (9/6); 1 at Tennessee - (9/22) |
| Evan Williams | 1 | 1 Indianapolis - (9/15) |
| Eric Wilson | 1 | 1 Indianapolis - (9/15) |
| 2024 TOTALS | 10 | |

(AS OF NOV 12, 2024, 12:21 PM PST) 2024 : REGULAR SEASON

| PLAYER | FUMBLES | LOST | OWN RECOVERED | OWN REC YARDS | FUMBLED GAMES |
|--------------------|----------|----------|---------------|---------------|--|
| Jordan Love | 4 | 0 | 2 | -7 | 0 - at L.A. Rams (10/6); 0 - vs Detroit (11/3); |
| Josh Jacobs | 2 | 1 | 0 | 0 | 0 - at Philadelphia (9/6); 1 - vs Indianapolis (9/15); |
| Corey Ballentine | 1 | 1 | 0 | 0 | 1 - vs Houston (10/20); |
| Tucker Kraft | 1 | 1 | 0 | 0 | 1 - vs Minnesota (9/29); |
| Jayden Reed | 1 | 0 | 0 | 0 | 0 - vs Indianapolis (9/15); |
| Bo Melton | 0 | 0 | 1 | 0 | 0 - at Philadelphia (9/6); 0 - vs Minnesota (9/29); |
| Emanuel Wilson | 0 | 0 | 1 | 0 | 0 - vs Detroit (11/3); |
| 2024 TOTALS | 9 | 3 | 4 | -7 | -- |

INDIVIDUAL GXG STATS: PASSING

2024 REGULAR SEASON INDIVIDUAL GAME-BY-GAME STATS

| PASSING: | | JORDAN LOVE | | | | | | | | | | | | |
|----------------------|-----------------|------------------------|------------|--------------|--------------|------------|-------------|-----------|-------------|-----------|-------------|------------|---------------|-------------|
| DATE | OPP. | ATT | CMP | YDS | CMP% | Y/A | Y/C | TD | TD% | INT | INT% | LG | SK/YD | RATE |
| 09/06 | at Philadelphia | 34 | 17 | 260 | 50.0% | 7.6 | 15.3 | 2 | 5.9% | 1 | 2.9% | 70t | 1/5 | 83.0 |
| 09/15 | Indianapolis | <i>INACTIVE/INJURY</i> | | | | | | | | | | | | |
| 09/22 | at Tennessee | <i>INACTIVE/INJURY</i> | | | | | | | | | | | | |
| 09/29 | Minnesota | 54 | 32 | 389 | 59.3% | 7.2 | 12.2 | 4 | 7.4% | 3 | 5.6% | 42 | 1/10 | 83.0 |
| 10/06 | at L.A. Rams | 26 | 15 | 224 | 57.7% | 8.6 | 14.9 | 2 | 7.7% | 1 | 3.8% | 66t | 2/22 | 95.7 |
| 10/13 | Arizona | 32 | 22 | 258 | 68.8% | 8.1 | 11.7 | 4 | 12.5% | 1 | 3.1% | 44t | 0/0 | 119.5 |
| 10/20 | Houston | 33 | 24 | 220 | 72.7% | 6.7 | 9.2 | 3 | 9.1% | 2 | 6.1% | 30t | 3/25 | 95.5 |
| 10/27 | at Jacksonville | 22 | 14 | 196 | 63.6% | 8.9 | 14.0 | 0 | 0.0% | 1 | 4.5% | 67 | 0/0 | 73.3 |
| 11/03 | Detroit | 39 | 23 | 273 | 59.0% | 7.0 | 11.9 | 0 | 0.0% | 1 | 2.6% | 41 | 0/0 | 69.7 |
| 11/17 | at Chicago | <i>INACTIVE/INJURY</i> | | | | | | | | | | | | |
| 11/24 | San Francisco | <i>INACTIVE/INJURY</i> | | | | | | | | | | | | |
| 11/28 | Miami | <i>INACTIVE/INJURY</i> | | | | | | | | | | | | |
| 12/05 | at Detroit | <i>INACTIVE/INJURY</i> | | | | | | | | | | | | |
| 12/15 | at Seattle | <i>INACTIVE/INJURY</i> | | | | | | | | | | | | |
| 12/23 | New Orleans | <i>INACTIVE/INJURY</i> | | | | | | | | | | | | |
| 12/29 | at Minnesota | <i>INACTIVE/INJURY</i> | | | | | | | | | | | | |
| TBD | Chicago | <i>INACTIVE/INJURY</i> | | | | | | | | | | | | |
| TOTALS | | 240 | 147 | 1,820 | 61.3% | 7.6 | 12.4 | 15 | 6.3% | 10 | 4.2% | 70t | 7/62 | 88.2 |
| CAREER TOTALS | | 902 | 569 | 6,585 | 63.1% | 7.3 | 0.0 | 50 | 5.5% | 24 | 2.7% | 77 | 40/327 | 92.5 |

| PASSING: | | MALIK WILLIS | | | | | | | | | | | | |
|----------------------|-----------------|---------------------|-----------|------------|--------------|------------|-------------|----------|-------------|----------|-------------|-----------|--------------|--------------|
| DATE | OPP. | ATT | CMP | YDS | CMP% | Y/A | Y/C | TD | TD% | INT | INT% | LG | SK/YD | RATE |
| 09/06 | at Philadelphia | 1 | 0 | 0 | 0.0% | 0.0 | 0.0 | 0 | 0.0% | 0 | 0.0% | 0 | 1/4 | 39.6 |
| 09/15 | Indianapolis | 14 | 12 | 122 | 85.7% | 8.7 | 10.2 | 1 | 7.1% | 0 | 0.0% | 39 | 0/0 | 126.8 |
| 09/22 | at Tennessee | 19 | 13 | 202 | 68.4% | 10.6 | 15.5 | 1 | 5.3% | 0 | 0.0% | 37 | 3/12 | 120.9 |
| 09/29 | Minnesota | <i>DID NOT PLAY</i> | | | | | | | | | | | | |
| 10/06 | at L.A. Rams | <i>DID NOT PLAY</i> | | | | | | | | | | | | |
| 10/13 | Arizona | <i>DID NOT PLAY</i> | | | | | | | | | | | | |
| 10/20 | Houston | <i>DID NOT PLAY</i> | | | | | | | | | | | | |
| 10/27 | at Jacksonville | 5 | 4 | 56 | 80.0% | 11.2 | 14.0 | 1 | 20.0% | 0 | 0.0% | 51 | 1/0 | 152.9 |
| 11/03 | Detroit | <i>DID NOT PLAY</i> | | | | | | | | | | | | |
| 11/17 | at Chicago | <i>DID NOT PLAY</i> | | | | | | | | | | | | |
| 11/24 | San Francisco | <i>DID NOT PLAY</i> | | | | | | | | | | | | |
| 11/28 | Miami | <i>DID NOT PLAY</i> | | | | | | | | | | | | |
| 12/05 | at Detroit | <i>DID NOT PLAY</i> | | | | | | | | | | | | |
| 12/15 | at Seattle | <i>DID NOT PLAY</i> | | | | | | | | | | | | |
| 12/23 | New Orleans | <i>DID NOT PLAY</i> | | | | | | | | | | | | |
| 12/29 | at Minnesota | <i>DID NOT PLAY</i> | | | | | | | | | | | | |
| TBD | Chicago | <i>DID NOT PLAY</i> | | | | | | | | | | | | |
| TOTALS | | 39 | 29 | 380 | 74.4% | 9.7 | 13.1 | 3 | 7.7% | 0 | 0.0% | 51 | 5/16 | 130.3 |
| CAREER TOTALS | | 105 | 64 | 730 | 61.0% | 7.0 | 0.0 | 3 | 2.9% | 3 | 2.9% | 51 | 19/95 | 79.5 |

INDIVIDUAL GXG STATS: RUSHING

2024 REGULAR SEASON INDIVIDUAL GAME-BY-GAME STATS

| RUSHING: | CHRIS BROOKS | | | | | JOSH JACOBS | | | | | TUCKER KRAFT | | | | | |
|-----------------------|-----------------------|------------|------------|-----------|----------|--------------|--------------|------------|------------|-----------|--------------|----------|------------|----------|----------|--|
| DATE OPP. | NO. | YDS | AVG | LG | TD | NO. | YDS | AVG | LG | TD | NO. | YDS | AVG | LG | TD | |
| 09/06 at Philadelphia | <i>PRACTICE SQUAD</i> | | | | | 16 | 84 | 5.3 | 32 | 0 | 0 | 0 | 0.0 | -- | 0 | |
| 09/15 Indianapolis | <i>PRACTICE SQUAD</i> | | | | | 32 | 151 | 4.7 | 34 | 0 | 0 | 0 | 0.0 | -- | 0 | |
| 09/22 at Tennessee | 3 | 3 | 1.0 | 3 | 0 | 14 | 43 | 3.1 | 10 | 0 | 0 | 0 | 0.0 | -- | 0 | |
| 09/29 Minnesota | 0 | 0 | 0.0 | -- | 0 | 9 | 51 | 5.7 | 13 | 0 | 0 | 0 | 0.0 | -- | 0 | |
| 10/06 at L.A. Rams | 0 | 0 | 0.0 | -- | 0 | 19 | 73 | 3.8 | 13 | 1 | 0 | 0 | 0.0 | -- | 0 | |
| 10/13 Arizona | 4 | 21 | 5.3 | 11 | 0 | 18 | 62 | 3.4 | 14 | 0 | 1 | 2 | 2.0 | 2 | 0 | |
| 10/20 Houston | 0 | 0 | 0.0 | -- | 0 | 12 | 76 | 6.3 | 27 | 0 | 0 | 0 | 0.0 | -- | 0 | |
| 10/27 at Jacksonville | 4 | 16 | 4.0 | 8 | 0 | 25 | 127 | 5.1 | 38t | 2 | 0 | 0 | 0.0 | -- | 0 | |
| 11/03 Detroit | 2 | 13 | 6.5 | 9 | 0 | 13 | 95 | 7.3 | 37 | 0 | 1 | 2 | 2.0 | 2 | 0 | |
| 11/17 at Chicago | | | | | | | | | | | | | | | | |
| 11/24 San Francisco | | | | | | | | | | | | | | | | |
| 11/28 Miami | | | | | | | | | | | | | | | | |
| 12/05 at Detroit | | | | | | | | | | | | | | | | |
| 12/15 at Seattle | | | | | | | | | | | | | | | | |
| 12/23 New Orleans | | | | | | | | | | | | | | | | |
| 12/29 at Minnesota | | | | | | | | | | | | | | | | |
| TBD Chicago | | | | | | | | | | | | | | | | |
| TOTALS | 13 | 53 | 4.1 | 11 | 0 | 158 | 762 | 4.8 | 38t | 3 | 2 | 4 | 2.0 | 2 | 0 | |
| CAREER TOTALS | 32 | 159 | 5.0 | 52 | 0 | 1,463 | 6,307 | 4.3 | 86t | 49 | 2 | 4 | 2.0 | 2 | 0 | |

| RUSHING: | MARSHAWN LLOYD | | | | | JORDAN LOVE | | | | | BO MELTON | | | | | |
|-----------------------|------------------------|-----------|------------|----------|----------|------------------------|------------|------------|-----------|----------|-----------|-----------|------------|-----------|----------|--|
| DATE OPP. | NO. | YDS | AVG | LG | TD | NO. | YDS | AVG | LG | TD | NO. | YDS | AVG | LG | TD | |
| 09/06 at Philadelphia | <i>INACTIVE/INJURY</i> | | | | | 0 | 0 | 0.0 | -- | 0 | 0 | 0 | 0.0 | -- | 0 | |
| 09/15 Indianapolis | 6 | 15 | 2.5 | 5 | 0 | <i>INACTIVE/INJURY</i> | | | | | 2 | 8 | 4.0 | 16 | 0 | |
| 09/22 at Tennessee | <i>INJURED RESERVE</i> | | | | | <i>INACTIVE/INJURY</i> | | | | | 0 | 0 | 0.0 | -- | 0 | |
| 09/29 Minnesota | <i>INJURED RESERVE</i> | | | | | 1 | 6 | 6.0 | 6 | 0 | 0 | 0 | 0.0 | -- | 0 | |
| 10/06 at L.A. Rams | <i>INJURED RESERVE</i> | | | | | 3 | 10 | 3.3 | 12 | 0 | 0 | 0 | 0.0 | -- | 0 | |
| 10/13 Arizona | <i>INJURED RESERVE</i> | | | | | 5 | 13 | 2.6 | 6 | 0 | 2 | 27 | 13.5 | 16 | 0 | |
| 10/20 Houston | <i>INJURED RESERVE</i> | | | | | 0 | 0 | 0.0 | -- | 0 | 1 | -1 | -1.0 | -1 | 0 | |
| 10/27 at Jacksonville | <i>INJURED RESERVE</i> | | | | | 1 | -1 | -1.0 | -1 | 0 | 0 | 0 | 0.0 | -- | 0 | |
| 11/03 Detroit | <i>INJURED RESERVE</i> | | | | | 3 | 0 | 0.0 | -- | 0 | 0 | 0 | 0.0 | -- | 0 | |
| 11/17 at Chicago | | | | | | | | | | | | | | | | |
| 11/24 San Francisco | | | | | | | | | | | | | | | | |
| 11/28 Miami | | | | | | | | | | | | | | | | |
| 12/05 at Detroit | | | | | | | | | | | | | | | | |
| 12/15 at Seattle | | | | | | | | | | | | | | | | |
| 12/23 New Orleans | | | | | | | | | | | | | | | | |
| 12/29 at Minnesota | | | | | | | | | | | | | | | | |
| TBD Chicago | | | | | | | | | | | | | | | | |
| TOTALS | 6 | 15 | 2.5 | 5 | 0 | 13 | 28 | 2.2 | 12 | 0 | 5 | 34 | 6.8 | 16 | 0 | |
| CAREER TOTALS | 6 | 15 | 2.5 | 5 | 0 | 76 | 301 | 4.0 | 37 | 4 | 8 | 55 | 6.9 | 16 | 0 | |

| RUSHING: | JAYDEN REED | | | | | CHRISTIAN WATSON | | | | | MALIK WILLIS | | | | | |
|-----------------------|-------------|------------|-------------|------------|----------|------------------------|-----------|-------------|------------|----------|---------------------|------------|------------|-----------|----------|--|
| DATE OPP. | NO. | YDS | AVG | LG | TD | NO. | YDS | AVG | LG | TD | NO. | YDS | AVG | LG | TD | |
| 09/06 at Philadelphia | 1 | 33 | 33.0 | 33t | 1 | 0 | 0 | 0.0 | -- | 0 | 0 | 0 | 0.0 | -- | 0 | |
| 09/15 Indianapolis | 2 | 37 | 18.5 | 22 | 0 | 0 | 0 | 0.0 | -- | 0 | 6 | 41 | 6.8 | 19 | 0 | |
| 09/22 at Tennessee | 2 | 19 | 9.5 | 15 | 0 | 0 | 0 | 0.0 | -- | 0 | 6 | 73 | 12.2 | 29 | 1 | |
| 09/29 Minnesota | 1 | 2 | 2.0 | 2 | 0 | 0 | 0 | 0.0 | -- | 0 | <i>DID NOT PLAY</i> | | | | | |
| 10/06 at L.A. Rams | 2 | 19 | 9.5 | 11 | 0 | <i>INACTIVE/INJURY</i> | | | | | <i>DID NOT PLAY</i> | | | | | |
| 10/13 Arizona | 1 | 0 | 0.0 | -- | 0 | 0 | 0 | 0.0 | -- | 0 | <i>DID NOT PLAY</i> | | | | | |
| 10/20 Houston | 1 | 0 | 0.0 | -- | 0 | 1 | -4 | -4.0 | -4 | 0 | <i>DID NOT PLAY</i> | | | | | |
| 10/27 at Jacksonville | 1 | 0 | 0.0 | -- | 0 | 0 | 0 | 0.0 | -- | 0 | 4 | 23 | 5.8 | 20 | 0 | |
| 11/03 Detroit | 0 | 0 | 0.0 | -- | 0 | 0 | 0 | 0.0 | -- | 0 | <i>DID NOT PLAY</i> | | | | | |
| 11/17 at Chicago | | | | | | | | | | | | | | | | |
| 11/24 San Francisco | | | | | | | | | | | | | | | | |
| 11/28 Miami | | | | | | | | | | | | | | | | |
| 12/05 at Detroit | | | | | | | | | | | | | | | | |
| 12/15 at Seattle | | | | | | | | | | | | | | | | |
| 12/23 New Orleans | | | | | | | | | | | | | | | | |
| 12/29 at Minnesota | | | | | | | | | | | | | | | | |
| TBD Chicago | | | | | | | | | | | | | | | | |
| TOTALS | 11 | 110 | 10.0 | 33t | 1 | 1 | -4 | -4.0 | -4 | 0 | 16 | 137 | 8.6 | 29 | 1 | |
| CAREER TOTALS | 22 | 229 | 10.4 | 33t | 3 | 12 | 87 | 7.3 | 46t | 2 | 48 | 281 | 5.9 | 29 | 2 | |

INDIVIDUAL GXG STATS: RUSHING

| RUSHING: | | EMANUEL WILSON | | | | |
|----------------------|-----------------|----------------|------------|------------|-----------|----------|
| DATE | OPP. | NO. | YDS | AVG | LG | TD |
| 09/06 | at Philadelphia | 4 | 46 | 11.5 | 18 | 0 |
| 09/15 | Indianapolis | 5 | 9 | 1.8 | 4 | 0 |
| 09/22 | at Tennessee | 12 | 50 | 4.2 | 10 | 0 |
| 09/29 | Minnesota | 8 | 27 | 3.4 | 8 | 0 |
| 10/06 | at L.A. Rams | 6 | 24 | 4.0 | 7 | 0 |
| 10/13 | Arizona | 7 | 54 | 7.7 | 16 | 0 |
| 10/20 | Houston | 5 | 11 | 2.2 | 5 | 0 |
| 10/27 | at Jacksonville | 4 | 5 | 1.3 | 4 | 0 |
| 11/03 | Detroit | 4 | 28 | 7.0 | 19 | 1 |
| 11/17 | at Chicago | | | | | |
| 11/24 | San Francisco | | | | | |
| 11/28 | Miami | | | | | |
| 12/05 | at Detroit | | | | | |
| 12/15 | at Seattle | | | | | |
| 12/23 | New Orleans | | | | | |
| 12/29 | at Minnesota | | | | | |
| TBD | Chicago | | | | | |
| TOTALS | | 55 | 254 | 4.6 | 19 | 1 |
| CAREER TOTALS | | 69 | 339 | 4.9 | 31 | 1 |

INDIVIDUAL GXG STATS: RECEIVING

2024 REGULAR SEASON INDIVIDUAL GAME-BY-GAME STATS

| RECEIVING: | | CHRIS BROOKS | | | | | ROMEO DOUBS | | | | | MALIK HEATH | | | | | |
|----------------------|-----------------|-----------------------|-----|-----|----|----|---------------------------|-------|------|-----|----|-----------------|-----|-----|----|----|---|
| DATE | OPP. | NO. | YDS | AVG | LG | TD | NO. | YDS | AVG | LG | TD | NO. | YDS | AVG | LG | TD | |
| 09/06 | at Philadelphia | <i>PRACTICE SQUAD</i> | | | | | 4 | 50 | 12.5 | 19 | 0 | <i>INACTIVE</i> | | | | | |
| 09/15 | Indianapolis | <i>PRACTICE SQUAD</i> | | | | | 3 | 62 | 20.7 | 39 | 0 | 0 | 0 | 0.0 | -- | 0 | 0 |
| 09/22 | at Tennessee | 0 | 0 | 0.0 | -- | 0 | 1 | 18 | 18.0 | 18 | 0 | 0 | 0 | 0.0 | -- | 0 | 0 |
| 09/29 | Minnesota | 0 | 0 | 0.0 | -- | 0 | 4 | 39 | 9.8 | 20 | 0 | 2 | 12 | 6.0 | 9 | 0 | 0 |
| 10/06 | at L.A. Rams | 0 | 0 | 0.0 | -- | 0 | <i>RESERVE/TEAM SUSP.</i> | | | | | 2 | 14 | 7.0 | 7 | 0 | 0 |
| 10/13 | Arizona | 0 | 0 | 0.0 | -- | 0 | 3 | 49 | 16.3 | 20t | 2 | 0 | 0 | 0.0 | -- | 0 | 0 |
| 10/20 | Houston | 0 | 0 | 0.0 | -- | 0 | 8 | 94 | 11.8 | 23 | 0 | 0 | 0 | 0.0 | -- | 0 | 0 |
| 10/27 | at Jacksonville | 1 | 1 | 1.0 | 1 | 0 | 3 | 72 | 24.0 | 29 | 0 | 0 | 0 | 0.0 | -- | 0 | 0 |
| 11/03 | Detroit | 3 | 28 | 9.3 | 13 | 0 | 4 | 28 | 7.0 | 8 | 0 | <i>INACTIVE</i> | | | | | |
| 11/17 | at Chicago | | | | | | | | | | | | | | | | |
| 11/24 | San Francisco | | | | | | | | | | | | | | | | |
| 11/28 | Miami | | | | | | | | | | | | | | | | |
| 12/05 | at Detroit | | | | | | | | | | | | | | | | |
| 12/15 | at Seattle | | | | | | | | | | | | | | | | |
| 12/23 | New Orleans | | | | | | | | | | | | | | | | |
| 12/29 | at Minnesota | | | | | | | | | | | | | | | | |
| TBD | Chicago | | | | | | | | | | | | | | | | |
| TOTALS | | 4 | 29 | 7.3 | 13 | 0 | 30 | 412 | 13.7 | 39 | 2 | 4 | 26 | 6.5 | 9 | 0 | 0 |
| CAREER TOTALS | | 4 | 29 | 7.3 | 13 | 0 | 131 | 1,511 | 11.5 | 39 | 13 | 19 | 151 | 7.9 | 16 | 1 | 0 |

| RECEIVING: | | JOSH JACOBS | | | | | TUCKER KRAFT | | | | | MARSHAWN LLOYD | | | | | |
|----------------------|-----------------|-------------|-------|------|----|----|--------------|-----|------|-----|----|------------------------|-----|-----|----|----|---|
| DATE | OPP. | NO. | YDS | AVG | LG | TD | NO. | YDS | AVG | LG | TD | NO. | YDS | AVG | LG | TD | |
| 09/06 | at Philadelphia | 2 | 20 | 10.0 | 11 | 0 | 2 | 37 | 18.5 | 29 | 0 | <i>INACTIVE/INJURY</i> | | | | | |
| 09/15 | Indianapolis | 0 | 0 | 0.0 | -- | 0 | 2 | 16 | 8.0 | 17 | 0 | 1 | 3 | 3.0 | 3 | 0 | 0 |
| 09/22 | at Tennessee | 1 | 5 | 5.0 | 5 | 0 | 2 | 24 | 12.0 | 21 | 0 | <i>INJURED RESERVE</i> | | | | | |
| 09/29 | Minnesota | 4 | 27 | 6.8 | 9 | 0 | 6 | 53 | 8.8 | 21 | 1 | <i>INJURED RESERVE</i> | | | | | |
| 10/06 | at L.A. Rams | 1 | 21 | 21.0 | 21 | 0 | 4 | 88 | 22.0 | 66t | 2 | <i>INJURED RESERVE</i> | | | | | |
| 10/13 | Arizona | 3 | 28 | 9.3 | 14 | 0 | 2 | 13 | 6.5 | 8 | 0 | <i>INJURED RESERVE</i> | | | | | |
| 10/20 | Houston | 5 | 16 | 3.2 | 8t | 1 | 3 | 33 | 11.0 | 14t | 1 | <i>INJURED RESERVE</i> | | | | | |
| 10/27 | at Jacksonville | 1 | -2 | -2.0 | -2 | 0 | 3 | 78 | 26.0 | 67 | 1 | <i>INJURED RESERVE</i> | | | | | |
| 11/03 | Detroit | 2 | 13 | 6.5 | 11 | 0 | 4 | 34 | 8.5 | 13 | 0 | <i>INJURED RESERVE</i> | | | | | |
| 11/17 | at Chicago | | | | | | | | | | | | | | | | |
| 11/24 | San Francisco | | | | | | | | | | | | | | | | |
| 11/28 | Miami | | | | | | | | | | | | | | | | |
| 12/05 | at Detroit | | | | | | | | | | | | | | | | |
| 12/15 | at Seattle | | | | | | | | | | | | | | | | |
| 12/23 | New Orleans | | | | | | | | | | | | | | | | |
| 12/29 | at Minnesota | | | | | | | | | | | | | | | | |
| TBD | Chicago | | | | | | | | | | | | | | | | |
| TOTALS | | 19 | 128 | 6.7 | 21 | 1 | 28 | 376 | 13.4 | 67 | 5 | 1 | 3 | 3.0 | 3 | 0 | 0 |
| CAREER TOTALS | | 216 | 1,576 | 7.3 | 43 | 1 | 59 | 731 | 12.4 | 67 | 7 | 1 | 3 | 3.0 | 3 | 0 | 0 |

| RECEIVING: | | BO MELTON | | | | | LUKE MUSGRAVE | | | | | JAYDEN REED | | | | | |
|----------------------|-----------------|-----------|-----|------|----|----|------------------------|-----|-----|----|----|-------------|-------|------|-----|----|---|
| DATE | OPP. | NO. | YDS | AVG | LG | TD | NO. | YDS | AVG | LG | TD | NO. | YDS | AVG | LG | TD | |
| 09/06 | at Philadelphia | 0 | 0 | 0.0 | -- | 0 | 0 | 0 | 0.0 | -- | 0 | 4 | 138 | 34.5 | 70t | 1 | 0 |
| 09/15 | Indianapolis | 0 | 0 | 0.0 | -- | 0 | 1 | 6 | 6.0 | 6 | 0 | 2 | 9 | 4.5 | 9 | 0 | 0 |
| 09/22 | at Tennessee | 0 | 0 | 0.0 | -- | 0 | 1 | 3 | 3.0 | 3 | 0 | 4 | 50 | 12.5 | 30 | 0 | 0 |
| 09/29 | Minnesota | 1 | 28 | 28.0 | 28 | 0 | 3 | 13 | 4.3 | 5 | 0 | 7 | 139 | 19.9 | 42 | 1 | 0 |
| 10/06 | at L.A. Rams | 1 | 12 | 12.0 | 12 | 0 | <i>DID NOT PLAY</i> | | | | | 4 | 78 | 19.5 | 53 | 0 | 0 |
| 10/13 | Arizona | 1 | 6 | 6.0 | 6 | 0 | <i>INJURED RESERVE</i> | | | | | 6 | 28 | 4.7 | 7 | 1 | 0 |
| 10/20 | Houston | 1 | 8 | 8.0 | 8 | 0 | <i>INJURED RESERVE</i> | | | | | 2 | 10 | 5.0 | 6 | 0 | 0 |
| 10/27 | at Jacksonville | 0 | 0 | 0.0 | -- | 0 | <i>INJURED RESERVE</i> | | | | | 2 | 55 | 27.5 | 51 | 0 | 0 |
| 11/03 | Detroit | 1 | 19 | 19.0 | 19 | 0 | <i>INJURED RESERVE</i> | | | | | 5 | 113 | 22.6 | 41 | 0 | 0 |
| 11/17 | at Chicago | | | | | | | | | | | | | | | | |
| 11/24 | San Francisco | | | | | | | | | | | | | | | | |
| 11/28 | Miami | | | | | | | | | | | | | | | | |
| 12/05 | at Detroit | | | | | | | | | | | | | | | | |
| 12/15 | at Seattle | | | | | | | | | | | | | | | | |
| 12/23 | New Orleans | | | | | | | | | | | | | | | | |
| 12/29 | at Minnesota | | | | | | | | | | | | | | | | |
| TBD | Chicago | | | | | | | | | | | | | | | | |
| TOTALS | | 5 | 73 | 14.6 | 28 | 0 | 5 | 22 | 4.4 | 6 | 0 | 36 | 620 | 17.2 | 70t | 3 | 0 |
| CAREER TOTALS | | 21 | 291 | 13.9 | 37 | 1 | 39 | 374 | 9.6 | 37 | 1 | 100 | 1,413 | 14.1 | 70t | 11 | 0 |

INDIVIDUAL GXG STATS: RECEIVING

| RECEIVING: | | BEN SIMS | | | | | CHRISTIAN WATSON | | | | | DONTAYVION WICKS | | | | |
|----------------------|-----------------|----------|-----------|-------------|-----------|----------|------------------------|--------------|-------------|------------|-----------|------------------|------------|-------------|-----------|----------|
| DATE | OPP. | NO. | YDS | AVG | LG | TD | NO. | YDS | AVG | LG | TD | NO. | YDS | AVG | LG | TD |
| 09/06 | at Philadelphia | 0 | 0 | 0.0 | -- | 0 | 3 | 13 | 4.3 | 6 | 1 | 0 | 0 | 0.0 | -- | 0 |
| 09/15 | Indianapolis | 0 | 0 | 0.0 | -- | 0 | 0 | 0 | 0.0 | -- | 0 | 3 | 26 | 8.7 | 14t | 1 |
| 09/22 | at Tennessee | 0 | 0 | 0.0 | -- | 0 | 2 | 67 | 33.5 | 37 | 0 | 0 | 0 | 0.0 | -- | 0 |
| 09/29 | Minnesota | 0 | 0 | 0.0 | -- | 0 | 0 | 0 | 0.0 | -- | 0 | 5 | 78 | 15.6 | 36 | 2 |
| 10/06 | at L.A. Rams | 0 | 0 | 0.0 | -- | 0 | <i>INACTIVE/INJURY</i> | | | | | 2 | 20 | 10.0 | 10 | 0 |
| 10/13 | Arizona | 2 | 38 | 19.0 | 28 | 0 | 3 | 68 | 22.7 | 44t | 1 | 1 | 9 | 9.0 | 9 | 0 |
| 10/20 | Houston | 1 | 2 | 2.0 | 2 | 0 | 1 | 9 | 9.0 | 9 | 0 | 3 | 48 | 16.0 | 30t | 1 |
| 10/27 | at Jacksonville | 0 | 0 | 0.0 | -- | 0 | 4 | 39 | 9.8 | 14 | 0 | 2 | 11 | 5.5 | 6 | 0 |
| 11/03 | Detroit | 0 | 0 | 0.0 | -- | 0 | 3 | 37 | 12.3 | 19 | 0 | 0 | 0 | 0.0 | -- | 0 |
| 11/17 | at Chicago | | | | | | | | | | | | | | | |
| 11/24 | San Francisco | | | | | | | | | | | | | | | |
| 11/28 | Miami | | | | | | | | | | | | | | | |
| 12/05 | at Detroit | | | | | | | | | | | | | | | |
| 12/15 | at Seattle | | | | | | | | | | | | | | | |
| 12/23 | New Orleans | | | | | | | | | | | | | | | |
| 12/29 | at Minnesota | | | | | | | | | | | | | | | |
| TBD | Chicago | | | | | | | | | | | | | | | |
| TOTALS | | 3 | 40 | 13.3 | 28 | 0 | 16 | 233 | 14.6 | 44t | 2 | 16 | 192 | 12.0 | 36 | 4 |
| CAREER TOTALS | | 7 | 61 | 8.7 | 28 | 1 | 85 | 1,266 | 14.9 | 77 | 14 | 55 | 773 | 14.1 | 36 | 8 |

| RECEIVING: | | EMANUEL WILSON | | | | |
|----------------------|-----------------|----------------|-----------|------------|------------|----------|
| DATE | OPP. | NO. | YDS | AVG | LG | TD |
| 09/06 | at Philadelphia | 2 | 2 | 1.0 | 2 | 0 |
| 09/15 | Indianapolis | 0 | 0 | 0.0 | -- | 0 |
| 09/22 | at Tennessee | 2 | 35 | 17.5 | 30t | 1 |
| 09/29 | Minnesota | 0 | 0 | 0.0 | -- | 0 |
| 10/06 | at L.A. Rams | 1 | -9 | -9.0 | -9 | 0 |
| 10/13 | Arizona | 1 | 19 | 19.0 | 19 | 0 |
| 10/20 | Houston | 0 | 0 | 0.0 | -- | 0 |
| 10/27 | at Jacksonville | 2 | -2 | -1.0 | 1 | 0 |
| 11/03 | Detroit | 1 | 1 | 1.0 | 1 | 0 |
| 11/17 | at Chicago | | | | | |
| 11/24 | San Francisco | | | | | |
| 11/28 | Miami | | | | | |
| 12/05 | at Detroit | | | | | |
| 12/15 | at Seattle | | | | | |
| 12/23 | New Orleans | | | | | |
| 12/29 | at Minnesota | | | | | |
| TBD | Chicago | | | | | |
| TOTALS | | 9 | 46 | 5.1 | 30t | 1 |
| CAREER TOTALS | | 13 | 69 | 5.3 | 30t | 1 |

INDIVIDUAL GXG STATS: FIELD GOALS

2024 REGULAR SEASON INDIVIDUAL GAME-BY-GAME STATS

| FIELD GOALS: | | BRAYDEN NARVESON | | | | | | | | | |
|---------------|-----------------|------------------|------------|------------|------------|------------|--------------|-----------|-----------|--------------|-----------|
| DATE | OPP. | 0-19 | 20-29 | 30-39 | 40-49 | 50+ | TOTAL | FGM | FGA | PCT | LG |
| 09/06 | at Philadelphia | 0/0 | 2/2 | 1/1 | 0/1 | 0/0 | 3/4 | 3 | 4 | 75.0% | 31 |
| 09/15 | Indianapolis | 0/0 | 0/0 | 1/1 | 2/3 | 0/0 | 3/4 | 3 | 4 | 75.0% | 46 |
| 09/22 | at Tennessee | 0/0 | 2/2 | 0/0 | 1/1 | 0/0 | 3/3 | 3 | 3 | 100.0% | 47 |
| 09/29 | Minnesota | 0/0 | 0/0 | 0/1 | 0/1 | 0/0 | 0/2 | 0 | 2 | 0.0% | 0 |
| 10/06 | at L.A. Rams | 0/0 | 0/0 | 0/0 | 1/1 | 0/0 | 1/1 | 1 | 1 | 100.0% | 46 |
| 10/13 | Arizona | 0/0 | 0/0 | 1/1 | 1/2 | 0/0 | 2/3 | 2 | 3 | 66.7% | 41 |
| 10/20 | Houston | NOT ON ROSTER | | | | | | | | | |
| 10/27 | at Jacksonville | NOT ON ROSTER | | | | | | | | | |
| 11/03 | Detroit | NOT ON ROSTER | | | | | | | | | |
| 11/17 | at Chicago | | | | | | | | | | |
| 11/24 | San Francisco | | | | | | | | | | |
| 11/28 | Miami | | | | | | | | | | |
| 12/05 | at Detroit | | | | | | | | | | |
| 12/15 | at Seattle | | | | | | | | | | |
| 12/23 | New Orleans | | | | | | | | | | |
| 12/29 | at Minnesota | | | | | | | | | | |
| TBD | Chicago | | | | | | | | | | |
| TOTALS | | 0/0 | 4/4 | 3/4 | 5/9 | 0/0 | 12/17 | 12 | 17 | 70.6% | 47 |

| FIELD GOALS: | | BRANDON MCMANUS | | | | | | | | | |
|---------------|-----------------|-----------------|------------|------------|------------|------------|------------|----------|----------|--------------|-----------|
| DATE | OPP. | 0-19 | 20-29 | 30-39 | 40-49 | 50+ | TOTAL | FGM | FGA | PCT | LG |
| 09/06 | at Philadelphia | NOT ON ROSTER | | | | | | | | | |
| 09/15 | Indianapolis | NOT ON ROSTER | | | | | | | | | |
| 09/22 | at Tennessee | NOT ON ROSTER | | | | | | | | | |
| 09/29 | Minnesota | NOT ON ROSTER | | | | | | | | | |
| 10/06 | at L.A. Rams | NOT ON ROSTER | | | | | | | | | |
| 10/13 | Arizona | NOT ON ROSTER | | | | | | | | | |
| 10/20 | Houston | 0/0 | 0/0 | 0/0 | 1/1 | 0/0 | 1/1 | 1 | 1 | 100.0% | 45 |
| 10/27 | at Jacksonville | 0/0 | 1/1 | 2/2 | 0/0 | 0/0 | 3/3 | 3 | 3 | 100.0% | 38 |
| 11/03 | Detroit | 0/0 | 0/0 | 2/2 | 0/1 | 0/0 | 2/3 | 2 | 3 | 66.7% | 38 |
| 11/17 | at Chicago | | | | | | | | | | |
| 11/24 | San Francisco | | | | | | | | | | |
| 11/28 | Miami | | | | | | | | | | |
| 12/05 | at Detroit | | | | | | | | | | |
| 12/15 | at Seattle | | | | | | | | | | |
| 12/23 | New Orleans | | | | | | | | | | |
| 12/29 | at Minnesota | | | | | | | | | | |
| TBD | Chicago | | | | | | | | | | |
| TOTALS | | 0/0 | 1/1 | 4/4 | 1/2 | 0/0 | 6/7 | 6 | 7 | 85.7% | 45 |

INDIVIDUAL GXG STATS: PUNTING

2024 REGULAR SEASON INDIVIDUAL GAME-BY-GAME STATS

| PUNTING: | | DANIEL WHELAN | | | | | | | |
|---------------|-----------------|---------------|--------------|-------------|----------|-----------|-----------|-------------|----------|
| DATE | OPP. | NO. | YDS | AVG | TB | IN 20 | LG | NET | BLK |
| 09/06 | at Philadelphia | 2 | 74 | 37.0 | 0 | 1 | 41 | 37.0 | 0 |
| 09/15 | Indianapolis | 3 | 139 | 46.3 | 0 | 3 | 59 | 46.3 | 0 |
| 09/22 | at Tennessee | 5 | 244 | 48.8 | 2 | 0 | 63 | 36.0 | 0 |
| 09/29 | Minnesota | 3 | 180 | 60.0 | 0 | 2 | 74 | 56.7 | 0 |
| 10/06 | at L.A. Rams | 5 | 186 | 37.2 | 0 | 1 | 41 | 37.2 | 0 |
| 10/13 | Arizona | 1 | 46 | 46.0 | 0 | 1 | 46 | 46.0 | 0 |
| 10/20 | Houston | 5 | 284 | 56.8 | 0 | 0 | 66 | 51.6 | 0 |
| 10/27 | at Jacksonville | 5 | 241 | 48.2 | 0 | 3 | 63 | 44.8 | 0 |
| 11/03 | Detroit | 2 | 84 | 42.0 | 0 | 2 | 51 | 42.0 | 0 |
| 11/17 | at Chicago | | | | | | | | |
| 11/24 | San Francisco | | | | | | | | |
| 11/28 | Miami | | | | | | | | |
| 12/05 | at Detroit | | | | | | | | |
| 12/15 | at Seattle | | | | | | | | |
| 12/23 | New Orleans | | | | | | | | |
| 12/29 | at Minnesota | | | | | | | | |
| TBD | Chicago | | | | | | | | |
| TOTALS | | 31 | 1,478 | 47.7 | 2 | 13 | 74 | 43.9 | 0 |

INDIVIDUAL GXG STATS: KICKOFF RETURNS

2024 REGULAR SEASON INDIVIDUAL GAME-BY-GAME STATS

| KICKOFF RETURNS: | | KEISEAN NIXON | | | | | |
|------------------|-----------------|---------------|------------|-------------|-----------|----------|----------|
| DATE | OPP. | NO. | YDS | AVG | LG | FC | TD |
| 09/06 | at Philadelphia | 1 | 24 | 24.0 | 24 | 0 | 0 |
| 09/15 | Indianapolis | 0 | 0 | 0.0 | 0 | 0 | 0 |
| 09/22 | at Tennessee | 0 | 0 | 0.0 | 0 | 0 | 0 |
| 09/29 | Minnesota | 0 | 0 | 0.0 | 0 | 0 | 0 |
| 10/06 | at L.A. Rams | 0 | 0 | 0.0 | 0 | 0 | 0 |
| 10/13 | Arizona | 2 | 60 | 30.0 | 37 | 0 | 0 |
| 10/20 | Houston | 2 | 58 | 29.0 | 32 | 0 | 0 |
| 10/27 | at Jacksonville | 0 | 0 | 0.0 | 0 | 0 | 0 |
| 11/03 | Detroit | 2 | 53 | 26.5 | 29 | 0 | 0 |
| 11/17 | at Chicago | | | | | | |
| 11/24 | San Francisco | | | | | | |
| 11/28 | Miami | | | | | | |
| 12/05 | at Detroit | | | | | | |
| 12/15 | at Seattle | | | | | | |
| 12/23 | New Orleans | | | | | | |
| 12/29 | at Minnesota | | | | | | |
| TBD | Chicago | | | | | | |
| TOTALS | | 7 | 195 | 27.9 | 37 | 0 | 0 |

INDIVIDUAL GXG STATS: PUNT RETURNS

| 2024 REGULAR SEASON INDIVIDUAL GAME-BY-GAME STATS | | | | | | | | | | | | | | | | | | | |
|---|-----------------|------------------------|-----|-----|----|----|----|---------------|-----|------|----|----|----|-------------|-----|------|----|----|----|
| PUNT RETURNS: | | COREY BALLENTINE | | | | | | KEISEAN NIXON | | | | | | JAYDEN REED | | | | | |
| DATE | OPP. | NO. | YDS | AVG | LG | FC | TD | NO. | YDS | AVG | LG | FC | TD | NO. | YDS | AVG | LG | FC | TD |
| 09/06 | at Philadelphia | 0 | 0 | 0.0 | 0 | 0 | 0 | 0 | 0 | 0.0 | 0 | 0 | 0 | 0 | 0 | 0.0 | 0 | 2 | 0 |
| 09/15 | Indianapolis | 0 | 0 | 0.0 | 0 | 0 | 0 | 0 | 0 | 0.0 | 0 | 0 | 0 | 1 | 0 | 0.0 | 0 | 1 | 0 |
| 09/22 | at Tennessee | 0 | 0 | 0.0 | 0 | 0 | 0 | 0 | 0 | 0.0 | 0 | 0 | 0 | 2 | 15 | 7.5 | 12 | 2 | 0 |
| 09/29 | Minnesota | 0 | 0 | 0.0 | 0 | 0 | 0 | 1 | 1 | 1.0 | 1 | 0 | 0 | 0 | 0 | 0.0 | 0 | 1 | 0 |
| 10/06 | at L.A. Rams | 0 | 0 | 0.0 | 0 | 0 | 0 | 0 | 0 | 0.0 | 0 | 0 | 0 | 0 | 0 | 0.0 | 0 | 2 | 0 |
| 10/13 | Arizona | 0 | 0 | 0.0 | 0 | 0 | 0 | 2 | 39 | 19.5 | 39 | 0 | 0 | 1 | 8 | 8.0 | 8 | 0 | 0 |
| 10/20 | Houston | 1 | 0 | 0.0 | 0 | 0 | 0 | 1 | 8 | 8.0 | 8 | 0 | 0 | 1 | 5 | 5.0 | 5 | 2 | 0 |
| 10/27 | at Jacksonville | <i>INACTIVE/INJURY</i> | | | | | | 0 | 0 | 0.0 | 0 | 0 | 0 | 1 | 13 | 13.0 | 13 | 1 | 0 |
| 11/03 | Detroit | 0 | 0 | 0.0 | 0 | 0 | 0 | 0 | 0 | 0.0 | 0 | 0 | 0 | 2 | 7 | 3.5 | 7 | 2 | 0 |
| 11/17 | at Chicago | | | | | | | | | | | | | | | | | | |
| 11/24 | San Francisco | | | | | | | | | | | | | | | | | | |
| 11/28 | Miami | | | | | | | | | | | | | | | | | | |
| 12/05 | at Detroit | | | | | | | | | | | | | | | | | | |
| 12/15 | at Seattle | | | | | | | | | | | | | | | | | | |
| 12/23 | New Orleans | | | | | | | | | | | | | | | | | | |
| 12/29 | at Minnesota | | | | | | | | | | | | | | | | | | |
| TBD | Chicago | | | | | | | | | | | | | | | | | | |
| TOTALS | | 1 | 0 | 0.0 | 0 | 0 | 0 | 4 | 48 | 12.0 | 39 | 0 | 0 | 8 | 48 | 6.0 | 13 | 13 | 0 |

INDIVIDUAL SINGLE-GAME HIGHS

2024 REGULAR SEASON PACKERS INDIVIDUAL SINGLE-GAME HIGHS

| | | | | |
|------------------------------|------|------------------|---------------|-------|
| Touchdowns | 2 | Josh Jacobs | at Jaguars | 10/27 |
| | | Romeo Doubs | vs. Cardinals | 10/13 |
| | | Tucker Kraft | at Rams | 10/06 |
| | | Dontayvion Wicks | vs. Vikings | 09/29 |
| | | Jayden Reed | at Eagles | 09/06 |
| Passes Attempted | 54 | Jordan Love | vs. Vikings | 09/29 |
| Passes Completed | 32 | Jordan Love | vs. Vikings | 09/29 |
| Completion Percentage | 85.7 | Malik Willis | vs. Colts | 09/15 |
| Passing Yards | 389 | Jordan Love | vs. Vikings | 09/29 |
| Yards Per Attempt | 11.2 | Malik Willis | at Jaguars | 10/27 |
| Touchdown Passes | 4 | Jordan Love | vs. Cardinals | 10/13 |
| | | Jordan Love | vs. Vikings | 09/29 |
| Pass Receptions | 8 | Romeo Doubs | vs. Texans | 10/20 |
| Receiving Yards | 139 | Jayden Reed | vs. Vikings | 09/29 |
| Touchdown Receptions | 2 | Romeo Doubs | vs. Cardinals | 10/13 |
| | | Tucker Kraft | at Rams | 10/06 |
| | | Dontayvion Wicks | vs. Vikings | 09/29 |
| Rushing Yards | 151 | Josh Jacobs | vs. Colts | 09/15 |
| Rushing Attempts | 32 | Josh Jacobs | vs. Colts | 09/15 |
| Rushing Average | 7.7 | Emanuel Wilson | vs. Cardinals | 10/13 |
| Rushing Touchdowns | 2 | Josh Jacobs | at Jaguars | 10/27 |
| Yards From Scrimmage | 171 | Jayden Reed | at Eagles | 09/06 |
| Combined Net Yards | 171 | Jayden Reed | at Eagles | 09/06 |
| Interceptions Made | 1 | Xavier McKinney | at Jaguars | 10/27 |
| | | Xavier McKinney | at Rams | 10/06 |
| | | Xavier McKinney | vs. Vikings | 09/29 |
| | | Jaire Alexander | at Titans | 09/22 |
| | | Xavier McKinney | at Titans | 09/22 |
| | | Xavier McKinney | vs. Colts | 09/15 |
| | | Evan Williams | vs. Colts | 09/15 |
| | | Eric Wilson | vs. Colts | 09/15 |
| | | Jaire Alexander | at Eagles | 09/06 |
| | | Xavier McKinney | at Eagles | 09/06 |
| Interceptions Thrown | 3 | Jordan Love | vs. Vikings | 09/29 |
| INT Return Yards | 35 | Jaire Alexander | at Titans | 09/22 |
| Tackles | 12 | Quay Walker | vs. Lions | 11/03 |
| Sacks | 2.0 | Eric Wilson | vs. Texans | 10/20 |
| | | Preston Smith | at Titans | 09/22 |
| | | Devonte Wyatt | at Titans | 09/22 |
| Punts | 5 | Daniel Whelan | at Jaguars | 10/27 |
| | | Daniel Whelan | vs. Texans | 10/20 |
| | | Daniel Whelan | at Rams | 10/06 |
| | | Daniel Whelan | at Titans | 09/22 |
| Punts Inside the 20 | 3 | Daniel Whelan | at Jaguars | 10/27 |
| | | Daniel Whelan | vs. Colts | 09/15 |
| Punting Average | 60.0 | Daniel Whelan | vs. Vikings | 09/29 |
| Punt Returns | 2 | Jayden Reed | vs. Lions | 11/03 |
| | | Keisean Nixon | vs. Cardinals | 10/13 |
| | | Jayden Reed | at Titans | 09/22 |
| Punt Return Yards | 39 | Keisean Nixon | vs. Cardinals | 10/13 |
| Kickoff Returns | 2 | Keisean Nixon | vs. Lions | 11/03 |
| | | Keisean Nixon | vs. Texans | 10/20 |
| | | Keisean Nixon | vs. Cardinals | 10/13 |
| Kickoff Return Yards | 60 | Keisean Nixon | vs. Cardinals | 10/13 |
| Field Goals Attempted | 4 | Brayden Narveson | vs. Colts | 09/15 |
| | | Brayden Narveson | at Eagles | 09/06 |
| Field Goals Made | 3 | Brandon McManus | at Jaguars | 10/27 |
| | | Brayden Narveson | at Titans | 09/22 |
| | | Brayden Narveson | vs. Colts | 09/15 |
| | | Brayden Narveson | at Eagles | 09/06 |

2024 REGULAR SEASON GREEN BAY PACKERS LONGEST PLAYS

| | | | | |
|---|----|------------------|---------------|-------|
| Run From Scrimmage | 38 | Josh Jacobs | at Jaguars | 10/27 |
| Touchdown Run | 38 | Josh Jacobs | at Jaguars | 10/27 |
| Passing Long | 70 | Jordan Love | at Eagles | 09/06 |
| Touchdown Pass Long | 70 | Jordan Love | at Eagles | 09/06 |
| Pass Reception | 70 | Jayden Reed | at Eagles | 09/06 |
| Touchdown Reception | 70 | Jayden Reed | at Eagles | 09/06 |
| Interception Return | 35 | Jaire Alexander | at Titans | 09/22 |
| Longest INT Return for TD | 35 | Jaire Alexander | at Titans | 09/22 |
| Longest Opponent's Fumble Return | 7 | Xavier McKinney | at Rams | 10/06 |
| Punt Return | 39 | Keisean Nixon | vs. Cardinals | 10/13 |
| Kickoff Return | 37 | Keisean Nixon | vs. Cardinals | 10/13 |
| Punt | 74 | Daniel Whelan | vs. Vikings | 09/29 |
| Field Goal | 47 | Brayden Narveson | at Titans | 09/22 |
| Field Goal Attempt | 49 | Brayden Narveson | vs. Vikings | 09/29 |

SCORING DRIVES

PACKERS 2024 REGULAR SEASON SCORING DRIVES

| DATE | OPPONENT | ACQUIRED | DRIVE | | | | FIRST | | | |
|---------------|-----------------|--------------|------------|--------------|---------------|-------------------------|-------------------------------------|--------------------------------------|----|-----|
| | | | START | PLAYS | YARDS | Q/TIME | DOWN | SCORING PLAY | GB | OPP |
| 09/06 | at Philadelphia | Interception | PHI 19 | 5 | 6 | Q1 2:20 | 1 | B. Narveson: 31-yard FG | 3 | 0 |
| | | Fumble | PHI 13 | 8 | 8 | Q1 4:05 | 1 | B. Narveson: 23-yard FG | 6 | 0 |
| | | Kickoff | GB 30 | 5 | 70 | Q2 2:22 | 3 | J. Reed: 33-yard run | 12 | 7 |
| | | Kickoff | GB 30 | 3 | 70 | Q2 0:23 | 1 | J. Reed: 70-yard pass from J. Love | 19 | 14 |
| | | Kickoff | GB 30 | 6 | 70 | Q3 2:14 | 4 | C. Watson: 2-yard pass from J. Love | 26 | 24 |
| | | Interception | GB 13 | 10 | 79 | Q4 5:01 | 2 | B. Narveson: 26-yard FG | 29 | 31 |
| 09/15 | Indianapolis | Kickoff | GB 30 | 8 | 42 | Q1 4:30 | 2 | B. Narveson: 46-yard FG | 3 | 0 |
| | | Punt | GB 18 | 11 | 82 | Q1 6:21 | 5 | D. Wicks: 14-yard pass from M. | 10 | 0 |
| | | Downs | IND 7 | 23 | 23 | Q3 3:55 | 1 | Willis | 13 | 0 |
| | | Missed FG | 46 | 7 | 44 | Q4 3:22 | 1 | B. Narveson: 42-yard FG | 16 | 3 |
| | | | GB 40 | | | | | B. Narveson: 34-yard FG | | |
| 09/22 | at Tennessee | Kickoff | GB 30 | 6 | 70 | Q1 2:35 | 3 | M. Willis: 5-yard run | 7 | 0 |
| | | Kickoff | GB 30 | 11 | 67 | Q1 6:10 | 3 | B. Narveson: 21-yard FG | 10 | 7 |
| | | Punt | GB 25 | 12 | 67 | Q2 6:02 | 3 | B. Narveson: 26-yard FG | 20 | 7 |
| | | Downs | TEN 5 | 36 | 37 | Q3 3:13 | 2 | E. Wilson: 30-yard pass from M. | 27 | 7 |
| | | Punt | 36 | 8 | 31 | Q4 3:11 | 2 | Willis | 30 | 14 |
| | | GB 40 | | | | B. Narveson: 47-yard FG | | | | |
| 09/29 | Minnesota | Muffed Punt | MIN 3 | 2 | 3 | Q2 0:24 | 1 | J. Reed: 15-yard pass from J. Love | 7 | 28 |
| | | Punt | GB 11 | 11 | 89 | Q3 3:55 | 5 | Q4: D. Wicks: 6-yard pass from J. | 14 | 28 |
| | | Fumble | MIN 2 | 20 | 20 | Q4 0:27 | 1 | Love | 22 | 28 |
| | | Downs | 20 | 5 | 96 | Q4 1:22 | 4 | T. Kraft: 13-yard pass from J. Love | 29 | 31 |
| | | | GB 4 | | | | | D. Wicks: 17-yard pass from J. Love | | |
| 10/06 | at L.A. Rams | Punt | GB 4 | 9 | 96 | Q1 5:05 | 5 | J. Jacobs: 2-yard run | 7 | 0 |
| | | Kickoff | GB 30 | 9 | 42 | Q2 2:02 | 3 | B. Narveson: 46-yard FG | 10 | 13 |
| | | Fumble | GB 30 | 2 | 70 | Q3 0:43 | 1 | T. Kraft: 66-yard pass from J. Love | 17 | 13 |
| | | Interception | GB 46 | 7 | 54 | Q3 4:06 | 4 | T. Kraft: 7-yard pass from J. Love | 24 | 13 |
| | | | | | | | | | | |
| 10/13 | Arizona | Punt | ARI 44 | 5 | 44 | Q1 2:31 | 3 | J. Reed: 5-yard pass from J. Love | 7 | 0 |
| | | Punt | GB 20 | 11 | 80 | Q1 6:42 | 5 | Q2: R. Doubs: 10-yard pass from J. | 14 | 0 |
| | | Punt | GB 10 | 12 | 72 | Q2 6:48 | 3 | Love | 17 | 0 |
| | | Punt | ARI 44 | 1 | 44 | Q2 0:07 | 1 | B. Narveson: 36-yard FG | 24 | 0 |
| | | Kickoff | GB 30 | 9 | 70 | Q3 5:15 | 5 | C. Watson: 44-yard pass from J. | 31 | 13 |
| | | Fumble | GB 22 | 12 | 56 | Q3 5:44 | 4 | Love | 34 | 13 |
| | | | | | | | R. Doubs: 20-yard pass from J. Love | | | |
| | | | | | | | Q4: B. Narveson: 41-yard FG | | | |
| 10/20 | Houston | Punt | GB 8 | 13 | 92 | Q1 6:50 | 6 | Q2: T. Kraft: 14-yard pass from J. | 7 | 3 |
| | | Kickoff | GB 30 | 6 | 70 | Q2 3:01 | 3 | Love | 14 | 10 |
| | | Kickoff | GB 29 | 9 | 71 | Q3 5:22 | 5 | D. Wicks: 30-yard pass from J. Love | 21 | 19 |
| | | Kickoff | GB 30 | 8 | 44 | Q4 1:44 | 3 | J. Jacobs: 8-yard pass from J. Love | 24 | 22 |
| | | | | | | | B. McManus: 45-yard FG | | | |
| 10/27 | at Jacksonville | Interception | JAX 3 | 28 | 28 | Q2 1:25 | 2 | J. Jacobs: 3-yard run | 7 | 0 |
| | | Punt | 28 | 6 | 67 | Q2 3:21 | 1 | B. McManus: 31-yard FG | 10 | 0 |
| | | Kickoff | GB 20 | 10 | 51 | Q2 1:43 | 3 | B. McManus: 38-yard FG | 13 | 7 |
| | | Kickoff | GB 30 | 8 | 80 | Q3 4:49 | 4 | J. Jacobs: 38-yard run | 20 | 17 |
| | | Fumble | GB 20 | 2 | 5 | Q4 0:40 | 1 | T. Kraft: 3-yard pass from M. Willis | 27 | 17 |
| | | Kickoff | JAX 5 | 7 | 64 | Q4 1:48 | 2 | B. McManus: 24-yard FG | 30 | 27 |
| | | GB 30 | | | | | | | | |
| 11/03 | Detroit | Kickoff | GB 25 | 14 | 63 | Q1 7:54 | 4 | B. McManus: 30-yard FG | 3 | 0 |
| | | Punt | GB 25 | 10 | 55 | Q3 5:09 | 3 | B. McManus: 38-yard FG | 6 | 24 |
| | | Punt | GB 45 | 9 | 55 | Q4 2:33 | 3 | E. Wilson: 2-yard run | 14 | 24 |
| 11/17 | -- | -- | -- | -- | -- | -- | -- | -- | -- | |
| 11/24 | -- | -- | -- | -- | -- | -- | -- | -- | -- | |
| 11/28 | -- | -- | -- | -- | -- | -- | -- | -- | -- | |
| 12/05 | -- | -- | -- | -- | -- | -- | -- | -- | -- | |
| 12/15 | -- | -- | -- | -- | -- | -- | -- | -- | -- | |
| 12/23 | -- | -- | -- | -- | -- | -- | -- | -- | -- | |
| 12/29 | -- | -- | -- | -- | -- | -- | -- | -- | -- | |
| 01/05 | -- | -- | -- | -- | -- | -- | -- | -- | -- | |
| AVG | | | 7.5 | 55.9 | 3:30 | 2.9 | | | | |
| TOTALS | | | 314 | 2,346 | 147:14 | 120 | | | | |

DRIVE CHARTS - OPENING DRIVES

2024 REGULAR SEASON

| DATE | OPPONENT | PACKERS | | | | | | | | OPPONENT | | | | | | | |
|-------|-----------------|------------|-----|------|---------|-------------|-----|------|--------|------------|-----|------|--------|-------------|-----|------|--------|
| | | FIRST HALF | | | | SECOND HALF | | | | FIRST HALF | | | | SECOND HALF | | | |
| | | PLAYS | YDS | TIME | RESULT | PLAYS | YDS | TIME | RESULT | PLAYS | YDS | TIME | RESULT | PLAYS | YDS | TIME | RESULT |
| 09/06 | at Philadelphia | 6 | 22 | 3:20 | Punt | 6 | 70 | 2:14 | TD | 3 | -5 | 0:54 | INT | 2 | 70 | 0:51 | TD |
| 09/15 | Indianapolis | 8 | 42 | 4:30 | FG | 7 | 23 | 3:55 | FG | 3 | 3 | 0:51 | Punt | 6 | 16 | 2:40 | Downs |
| 09/22 | at Tennessee | 6 | 70 | 2:35 | TD | 5 | 36 | 3:13 | TD | 10 | 70 | 5:10 | TD | 6 | 22 | 3:22 | Downs |
| 09/29 | Minnesota | 10 | 51 | 5:06 | Miss FG | 3 | 6 | 1:07 | Punt | 6 | 73 | 3:07 | TD | 7 | 62 | 3:35 | INT |
| 10/06 | at L.A. Rams | 3 | -5 | 1:43 | Punt | 2 | 70 | 0:43 | TD | 3 | 7 | 1:27 | Punt | 5 | 46 | 3:02 | FUM |
| 10/13 | Arizona | 5 | 16 | 2:02 | Punt | 9 | 70 | 5:15 | TD | 3 | 1 | 1:32 | Punt | 9 | 53 | 5:57 | FG |
| 10/20 | Houston | 4 | 30 | 2:12 | INT | 9 | 71 | 5:22 | TD | 4 | 6 | 1:00 | FG | 3 | -3 | 2:13 | Punt |
| 10/27 | at Jacksonville | 6 | 16 | 3:29 | Punt | 4 | 20 | 2:48 | Punt | 3 | 8 | 1:37 | Punt | 3 | 8 | 1:29 | Punt |
| 11/03 | Detroit | 14 | 63 | 7:54 | FG | 3 | 7 | 1:28 | Punt | 13 | 70 | 7:10 | TD | 9 | 71 | 5:28 | TD |

DRIVE EFFICIENCY - GAME-BY-GAME

2024 REGULAR SEASON GREEN BAY PACKERS DRIVES ENDED BY...
(THROUGH WEEK 9)

| DATE | TEAMS | DRIVES | 3/OUT | TD | FGA | FGM | PNT | DWN | TRN | SAF | CLK | POINTS | PTS/DRV | EFF |
|---------------|-------------------------|------------|-----------|-----------|-----------|-----------|-----------|----------|-----------|----------|----------|------------|-------------|--------------|
| 9/6 | Green Bay | 11 | 1 | 3 | 4 | 3 | 2 | 0 | 1 | 0 | 1 | 29 | 2.64 | 0.545 |
| | at Philadelphia | 11 | 4 | 4 | 2 | 2 | 2 | 0 | 3 | 0 | 0 | 34 | 3.09 | 0.545 |
| 9/15 | Green Bay | 10 | 2 | 1 | 4 | 3 | 3 | 0 | 1 | 0 | 1 | 16 | 1.60 | 0.400 |
| | Indianapolis | 10 | 1 | 1 | 2 | 1 | 3 | 1 | 3 | 0 | 0 | 10 | 1.00 | 0.200 |
| 9/22 | Green Bay | 10 | 3 | 2 | 3 | 3 | 5 | 0 | 0 | 0 | 0 | 23 | 2.30 | 0.500 |
| | at Tennessee | 11 | 3 | 2 | 0 | 0 | 4 | 1 | 3 | 0 | 1 | 14 | 1.27 | 0.182 |
| 9/29 | Green Bay | 15 | 5 | 4 | 2 | 0 | 3 | 2 | 4 | 0 | 0 | 29 | 1.93 | 0.267 |
| | Minnesota | 15 | 7 | 4 | 1 | 1 | 5 | 1 | 2 | 0 | 2 | 31 | 2.07 | 0.333 |
| 10/6 | Green Bay | 11 | 5 | 3 | 1 | 1 | 5 | 0 | 1 | 0 | 1 | 24 | 2.18 | 0.364 |
| | at L.A. Rams | 9 | 1 | 2 | 0 | 0 | 3 | 2 | 2 | 0 | 0 | 13 | 1.44 | 0.222 |
| 10/13 | Green Bay | 11 | 1 | 4 | 3 | 2 | 1 | 0 | 1 | 0 | 1 | 34 | 3.09 | 0.545 |
| | Arizona | 10 | 4 | 1 | 2 | 2 | 4 | 0 | 3 | 0 | 0 | 13 | 1.30 | 0.300 |
| 10/20 | Green Bay | 11 | 6 | 3 | 1 | 1 | 5 | 0 | 2 | 0 | 0 | 24 | 2.18 | 0.364 |
| | Houston | 12 | 4 | 2 | 3 | 3 | 6 | 0 | 0 | 0 | 1 | 22 | 1.83 | 0.417 |
| 10/27 | Green Bay | 13 | 3 | 3 | 3 | 3 | 5 | 0 | 1 | 0 | 1 | 30 | 2.31 | 0.462 |
| | at Jacksonville | 12 | 7 | 3 | 2 | 2 | 5 | 0 | 2 | 0 | 0 | 27 | 2.25 | 0.417 |
| 11/3 | Green Bay | 9 | 2 | 1 | 3 | 2 | 2 | 1 | 1 | 0 | 1 | 14 | 1.56 | 0.333 |
| | Detroit | 8 | 2 | 2 | 1 | 1 | 4 | 0 | 0 | 0 | 1 | 17 | 2.13 | 0.375 |
| 11/17 | Green Bay at Chicago | -- | -- | -- | -- | -- | -- | -- | -- | -- | -- | -- | -- | -- |
| 11/24 | Green Bay San Francisco | -- | -- | -- | -- | -- | -- | -- | -- | -- | -- | -- | -- | -- |
| 11/28 | Green Bay Miami | -- | -- | -- | -- | -- | -- | -- | -- | -- | -- | -- | -- | -- |
| 12/5 | Green Bay at Detroit | -- | -- | -- | -- | -- | -- | -- | -- | -- | -- | -- | -- | -- |
| 12/15 | Green Bay at Seattle | -- | -- | -- | -- | -- | -- | -- | -- | -- | -- | -- | -- | -- |
| 12/23 | Green Bay New Orleans | -- | -- | -- | -- | -- | -- | -- | -- | -- | -- | -- | -- | -- |
| 12/29 | Green Bay at Minnesota | -- | -- | -- | -- | -- | -- | -- | -- | -- | -- | -- | -- | -- |
| 1/5 | Green Bay Chicago | -- | -- | -- | -- | -- | -- | -- | -- | -- | -- | -- | -- | -- |
| TOTALS | PACKERS | 101 | 28 | 24 | 24 | 18 | 31 | 3 | 12 | 0 | 6 | 223 | 2.21 | 0.416 |
| | OPPONENTS | 98 | 33 | 21 | 13 | 12 | 36 | 5 | 18 | 0 | 5 | 181 | 1.85 | 0.337 |

YARDS GAINED BY DOWN

PACKERS 2024 REGULAR SEASON YARDS GAINED BY DOWN

| | | PACKERS | | | | | | | | | | | | OPPONENT | | | | | | | | | | | |
|---------------|-----------------|------------|--------------|------------|------------|--------------|------------|------------|------------|------------|----------|-----------|------------|------------|--------------|------------|------------|------------|------------|------------|------------|------------|-----------|-----------|------------|
| | | 1ST DOWN | | | 2ND DOWN | | | 3RD DOWN | | | 4TH DOWN | | | 1ST DOWN | | | 2ND DOWN | | | 3RD DOWN | | | 4TH DOWN | | |
| Date | Opponent | Att | Yds | Avg | Att | Yds | Avg | Att | Yds | Avg | Att | Yds | Avg | Att | Yds | Avg | Att | Yds | Avg | Att | Yds | Avg | Att | Yds | Avg |
| 09/06 | at Philadelphia | 27 | 219 | 8.1 | 19 | 74 | 3.9 | 11 | 119 | 10.8 | 1 | 2 | 2.0 | 32 | 128 | 4.0 | 27 | 219 | 8.1 | 14 | 56 | 4.0 | 1 | 7 | 7.0 |
| 09/15 | Indianapolis | 28 | 147 | 5.3 | 22 | 108 | 4.9 | 17 | 139 | 8.2 | 0 | 0 | 0.0 | 27 | 215 | 8.0 | 15 | 58 | 3.9 | 9 | 54 | 6.0 | 2 | 11 | 5.5 |
| 09/22 | at Tennessee | 25 | 170 | 6.8 | 20 | 105 | 5.3 | 14 | 121 | 8.6 | 0 | 0 | 0.0 | 26 | 159 | 6.1 | 17 | 61 | 3.6 | 9 | 17 | 1.9 | 1 | 0 | 0.0 |
| 09/29 | Minnesota | 35 | 261 | 7.5 | 25 | 171 | 6.8 | 12 | 54 | 4.5 | 2 | 0 | 0.0 | 31 | 216 | 7.0 | 21 | 66 | 3.1 | 11 | 92 | 8.4 | 1 | 0 | 0.0 |
| 10/06 | at L.A. Rams | 27 | 112 | 4.1 | 23 | 206 | 9.0 | 8 | 10 | 1.3 | 0 | 0 | 0.0 | 30 | 161 | 5.4 | 26 | 136 | 5.2 | 16 | 67 | 4.2 | 4 | 6 | 1.5 |
| 10/13 | Arizona | 31 | 175 | 5.6 | 26 | 185 | 7.1 | 12 | 63 | 5.3 | 1 | 14 | 14.0 | 25 | 167 | 6.7 | 20 | 128 | 6.4 | 10 | 18 | 1.8 | 0 | 0 | 0.0 |
| 10/20 | Houston | 26 | 98 | 3.8 | 20 | 133 | 6.7 | 10 | 46 | 4.6 | 0 | 0 | 0.0 | 25 | 94 | 3.8 | 20 | 105 | 5.3 | 13 | -2 | -0.2 | 0 | 0 | 0.0 |
| 10/27 | at Jacksonville | 32 | 212 | 6.6 | 23 | 190 | 8.3 | 12 | 32 | 2.7 | 0 | 0 | 0.0 | 28 | 238 | 8.5 | 18 | 137 | 7.6 | 9 | 13 | 1.4 | 1 | 2 | 2.0 |
| 11/03 | Detroit | 26 | 184 | 7.1 | 21 | 161 | 7.7 | 12 | 36 | 3.0 | 3 | 30 | 10.0 | 23 | 125 | 5.4 | 18 | 88 | 4.9 | 12 | 30 | 2.5 | 2 | 18 | 9.0 |
| 11/17 | at Chicago | -- | -- | -- | -- | -- | -- | -- | -- | -- | -- | -- | -- | -- | -- | -- | -- | -- | -- | -- | -- | -- | -- | -- | -- |
| 11/24 | San Francisco | -- | -- | -- | -- | -- | -- | -- | -- | -- | -- | -- | -- | -- | -- | -- | -- | -- | -- | -- | -- | -- | -- | -- | -- |
| 11/28 | Miami | -- | -- | -- | -- | -- | -- | -- | -- | -- | -- | -- | -- | -- | -- | -- | -- | -- | -- | -- | -- | -- | -- | -- | -- |
| 12/05 | at Detroit | -- | -- | -- | -- | -- | -- | -- | -- | -- | -- | -- | -- | -- | -- | -- | -- | -- | -- | -- | -- | -- | -- | -- | -- |
| 12/15 | at Seattle | -- | -- | -- | -- | -- | -- | -- | -- | -- | -- | -- | -- | -- | -- | -- | -- | -- | -- | -- | -- | -- | -- | -- | -- |
| 12/23 | New Orleans | -- | -- | -- | -- | -- | -- | -- | -- | -- | -- | -- | -- | -- | -- | -- | -- | -- | -- | -- | -- | -- | -- | -- | -- |
| 12/29 | at Minnesota | -- | -- | -- | -- | -- | -- | -- | -- | -- | -- | -- | -- | -- | -- | -- | -- | -- | -- | -- | -- | -- | -- | -- | -- |
| 01/05 | Chicago | -- | -- | -- | -- | -- | -- | -- | -- | -- | -- | -- | -- | -- | -- | -- | -- | -- | -- | -- | -- | -- | -- | -- | -- |
| TOTALS | | 257 | 1,578 | 6.1 | 199 | 1,333 | 6.7 | 108 | 620 | 5.7 | 7 | 46 | 6.6 | 247 | 1,503 | 6.1 | 182 | 998 | 5.5 | 103 | 345 | 3.3 | 12 | 44 | 3.7 |

THIRD-DOWN EFFICIENCY

PACKERS 2024 REGULAR SEASON THIRD-DOWN EFFICIENCY

| PACKERS | | | | | | | | | | | | | |
|---------------|-----------------|---------------------------------------|--------------|---------------|---------------------------------------|----------------|---------------|--|--------------|--------------|---------------|-----------------|--|
| Date | Opponent | 3rd & 1 | 3rd & 2 | 3rd & 3 | 3rd & 4 | 3rd & 5 | 3rd & 6 | 3rd & 7 | 3rd & 8 | 3rd & 9 | 3rd & 10+ | Total | |
| 09/06 | at Philadelphia | 0/1 | 0/0 | 0/0 | 0/0 | 1/3 | 1/3 | 0/0 | 0/0 | 0/0 | 1/4 | 3/11 | |
| 09/15 | Indianapolis | 2/2 | 1/1 | 1/1 | 1/1 | 4/4 | 0/1 | 0/1 | 0/0 | 1/1 | 0/5 | 10/17 | |
| 09/22 | at Tennessee | 0/0 | 1/2 | 0/2 | 0/0 | 0/2 | 1/2 | 1/2 | 0/0 | 0/0 | 2/4 | 5/14 | |
| 09/29 | Minnesota | 1/1 | 1/1 | 0/1 | 0/1 | 0/0 | 1/2 | 0/1 | 0/0 | 0/0 | 1/5 | 4/12 | |
| 10/06 | at L.A. Rams | 0/0 | 0/1 | 0/0 | 0/0 | 0/0 | 0/0 | 0/1 | 0/0 | 0/0 | 1/6 | 1/8 | |
| 10/13 | Arizona | 1/1 | 0/1 | 1/1 | 2/3 | 3/4 | 0/1 | 0/0 | 0/0 | 0/0 | 0/1 | 7/12 | |
| 10/20 | Houston | 0/1 | 1/1 | 1/3 | 1/1 | 1/1 | 0/0 | 0/1 | 0/0 | 0/1 | 0/1 | 4/10 | |
| 10/27 | at Jacksonville | 1/1 | 0/0 | 0/0 | 1/1 | 1/3 | 0/1 | 0/1 | 0/0 | 0/2 | 0/2 | 3/11 | |
| 11/03 | Detroit | 3/4 | 0/0 | 0/2 | 0/1 | 0/1 | 0/1 | 0/0 | 0/1 | 0/0 | 0/2 | 3/12 | |
| 11/17 | at Chicago | -- | -- | -- | -- | -- | -- | -- | -- | -- | -- | -- | |
| 11/24 | San Francisco | -- | -- | -- | -- | -- | -- | -- | -- | -- | -- | -- | |
| 11/28 | Miami | -- | -- | -- | -- | -- | -- | -- | -- | -- | -- | -- | |
| 12/05 | at Detroit | -- | -- | -- | -- | -- | -- | -- | -- | -- | -- | -- | |
| 12/15 | at Seattle | -- | -- | -- | -- | -- | -- | -- | -- | -- | -- | -- | |
| 12/23 | New Orleans | -- | -- | -- | -- | -- | -- | -- | -- | -- | -- | -- | |
| 12/29 | at Minnesota | -- | -- | -- | -- | -- | -- | -- | -- | -- | -- | -- | |
| 01/05 | Chicago | -- | -- | -- | -- | -- | -- | -- | -- | -- | -- | -- | |
| TOTALS | | 8 / 11 | 4 / 7 | 3 / 10 | 5 / 8 | 10 / 18 | 3 / 11 | 1 / 7 | 0 / 1 | 1 / 4 | 5 / 30 | 40 / 107 | |
| | | 72.7% | 57.1% | 30.0% | 62.5% | 55.6% | 27.3% | 14.3% | 0.0% | 25.0% | 16.7% | 37.4% | |
| | | 3RD & 1-3: 15 / 28 = 53.6% | | | 3RD & 4-6: 18 / 37 = 48.6% | | | 3RD & 7-10+: 7 / 42 = 16.7% | | | | | |

OPPONENT 2024 REGULAR SEASON THIRD-DOWN EFFICIENCY

| OPPONENT | | | | | | | | | | | | | |
|---------------|-----------------|---------------------------------------|--------------|--------------|--------------------------------------|--------------|--------------|--|--------------|--------------|---------------|-----------------|--|
| Date | Opponent | 3rd & 1 | 3rd & 2 | 3rd & 3 | 3rd & 4 | 3rd & 5 | 3rd & 6 | 3rd & 7 | 3rd & 8 | 3rd & 9 | 3rd & 10+ | Total | |
| 09/06 | at Philadelphia | 2/4 | 0/1 | 0/0 | 0/0 | 0/0 | 0/1 | 1/2 | 1/3 | 0/0 | 0/3 | 4/14 | |
| 09/15 | Indianapolis | 1/2 | 0/0 | 0/0 | 0/0 | 0/0 | 0/0 | 0/1 | 0/2 | 0/0 | 1/4 | 2/9 | |
| 09/22 | at Tennessee | 1/1 | 0/0 | 1/2 | 0/0 | 0/0 | 0/0 | 0/1 | 0/1 | 1/1 | 0/3 | 3/9 | |
| 09/29 | Minnesota | 1/4 | 0/0 | 0/0 | 0/0 | 0/0 | 0/1 | 0/1 | 0/1 | 0/0 | 3/4 | 4/11 | |
| 10/06 | at L.A. Rams | 6/6 | 0/0 | 1/3 | 0/1 | 1/1 | 0/1 | 0/0 | 0/0 | 0/0 | 0/4 | 8/16 | |
| 10/13 | Arizona | 1/2 | 1/1 | 2/2 | 0/0 | 0/1 | 0/2 | 0/1 | 0/0 | 0/1 | 0/0 | 4/10 | |
| 10/20 | Houston | 2/2 | 1/1 | 0/0 | 0/1 | 0/2 | 0/1 | 0/0 | 0/1 | 0/1 | 1/4 | 4/13 | |
| 10/27 | at Jacksonville | 0/1 | 0/2 | 0/1 | 0/1 | 1/1 | 0/0 | 0/1 | 0/1 | 0/0 | 0/1 | 1/9 | |
| 11/03 | Detroit | 2/3 | 0/0 | 1/1 | 0/1 | 1/1 | 0/1 | 0/1 | 0/0 | 0/1 | 0/3 | 4/12 | |
| 11/17 | at Chicago | -- | -- | -- | -- | -- | -- | -- | -- | -- | -- | -- | |
| 11/24 | San Francisco | -- | -- | -- | -- | -- | -- | -- | -- | -- | -- | -- | |
| 11/28 | Miami | -- | -- | -- | -- | -- | -- | -- | -- | -- | -- | -- | |
| 12/05 | at Detroit | -- | -- | -- | -- | -- | -- | -- | -- | -- | -- | -- | |
| 12/15 | at Seattle | -- | -- | -- | -- | -- | -- | -- | -- | -- | -- | -- | |
| 12/23 | New Orleans | -- | -- | -- | -- | -- | -- | -- | -- | -- | -- | -- | |
| 12/29 | at Minnesota | -- | -- | -- | -- | -- | -- | -- | -- | -- | -- | -- | |
| 01/05 | Chicago | -- | -- | -- | -- | -- | -- | -- | -- | -- | -- | -- | |
| TOTALS | | 16 / 25 | 2 / 5 | 5 / 9 | 0 / 4 | 3 / 6 | 0 / 7 | 1 / 8 | 1 / 9 | 1 / 4 | 5 / 26 | 34 / 103 | |
| | | 64.0% | 40.0% | 55.6% | 0.0% | 50.0% | 0.0% | 12.5% | 11.1% | 25.0% | 19.2% | 33.0% | |
| | | 3RD & 1-3: 23 / 39 = 59.0% | | | 3RD & 4-6: 3 / 17 = 17.6% | | | 3RD & 7-10+: 8 / 47 = 17.0% | | | | | |

FOURTH-DOWN EFFICIENCY

2024 REGULAR SEASON FOURTH-DOWN EFFICIENCY

| Date | Opponent | PACKERS | | | | | | OPPONENT | | | | | |
|---------------|-----------------|--------------|---------------|-------------|-------------|--------------|--------------|--------------|-------------|---------------|-------------|--------------|--------------|
| | | 4th & 1 | 4th & 2 | 4th & 3 | 4th & 4 | 4th & 5+ | Total | 4th & 1 | 4th & 2 | 4th & 3 | 4th & 4 | 4th & 5+ | Total |
| 09/06 | at Philadelphia | 0/0 | 1/1 | 0/0 | 0/0 | 0/0 | 1/1 | 0/0 | 0/0 | 1/1 | 0/0 | 0/0 | 1/1 |
| 09/15 | Indianapolis | 0/0 | 0/0 | 0/0 | 0/0 | 0/0 | 0/0 | 0/0 | 0/0 | 0/0 | 0/1 | 1/1 | 1/2 |
| 09/22 | at Tennessee | 0/0 | 0/0 | 0/0 | 0/0 | 0/0 | 0/0 | 0/0 | 0/1 | 0/0 | 0/0 | 0/0 | 0/1 |
| 09/29 | Minnesota | 0/0 | 0/0 | 0/0 | 0/0 | 0/2 | 0/2 | 0/1 | 0/0 | 0/0 | 0/0 | 0/0 | 0/1 |
| 10/06 | at L.A. Rams | 0/0 | 0/0 | 0/0 | 0/0 | 0/0 | 0/0 | 2/2 | 0/0 | 0/0 | 0/1 | 0/1 | 2/4 |
| 10/13 | Arizona | 1/1 | 0/0 | 0/0 | 0/0 | 0/0 | 1/1 | 0/0 | 0/0 | 0/0 | 0/0 | 0/0 | 0/0 |
| 10/20 | Houston | 0/0 | 0/0 | 0/0 | 0/0 | 0/0 | 0/0 | 0/0 | 0/0 | 0/0 | 0/0 | 0/0 | 0/0 |
| 10/27 | at Jacksonville | 0/0 | 0/0 | 0/0 | 0/0 | 0/0 | 0/0 | 1/1 | 0/0 | 0/0 | 0/0 | 0/0 | 1/1 |
| 11/03 | Detroit | 1/2 | 0/0 | 0/0 | 0/0 | 1/1 | 2/3 | 1/1 | 0/0 | 1/1 | 0/0 | 0/0 | 2/2 |
| 11/17 | at Chicago | -- | -- | -- | -- | -- | -- | -- | -- | -- | -- | -- | -- |
| 11/24 | San Francisco | -- | -- | -- | -- | -- | -- | -- | -- | -- | -- | -- | -- |
| 11/28 | Miami | -- | -- | -- | -- | -- | -- | -- | -- | -- | -- | -- | -- |
| 12/05 | at Detroit | -- | -- | -- | -- | -- | -- | -- | -- | -- | -- | -- | -- |
| 12/15 | at Seattle | -- | -- | -- | -- | -- | -- | -- | -- | -- | -- | -- | -- |
| 12/23 | New Orleans | -- | -- | -- | -- | -- | -- | -- | -- | -- | -- | -- | -- |
| 12/29 | at Minnesota | -- | -- | -- | -- | -- | -- | -- | -- | -- | -- | -- | -- |
| 01/05 | Chicago | -- | -- | -- | -- | -- | -- | -- | -- | -- | -- | -- | -- |
| TOTALS | | 2/3 | 1/1 | 0/0 | 0/0 | 1/3 | 4/7 | 4/5 | 0/1 | 2/2 | 0/2 | 1/2 | 7/12 |
| | | 66.7% | 100.0% | 0.0% | 0.0% | 33.3% | 57.1% | 80.0% | 0.0% | 100.0% | 0.0% | 50.0% | 58.3% |

INSIDE THE 20

| DATE | OPPONENT | OFFENSE | DEFENSE |
|-------|-----------------|--|---|
| 09/06 | at Philadelphia | FG - 31 yards FG - 23 yards TD - Pass FG - 26 yards | TD - Pass TD - Run FG - 38 yards TD - Run Interception FG - 21 yards |
| 09/15 | Indianapolis | TD - Pass Fumble FG - 34 yards | FG - 34 yards TD - Pass |
| 09/22 | at Tennessee | TD - Run FG - 21 yards FG - 26 yards | TD - Pass TD - Pass |
| 09/29 | Minnesota | Missed FG TD - Pass TD - Pass TD - Pass TD - Pass TD - Pass | TD - Pass TD - Run TD - Pass FG - 33 yards Downs |
| 10/06 | at L. A. Rams | TD - Run FG - 46 yards TD - Pass | Downs TD - Run TD - Pass |
| 10/13 | Arizona | TD - Pass TD - Pass FG - 36 yards End of Game | TD - Pass FG - 38 yards Fumble |
| 10/20 | Houston | TD - Pass TD - Pass | FG - 23 yards TD - Run TD - Run FG - 35 yards |
| 10/27 | at Jacksonville | Interception TD - Run FG - 31 yards FG - 38 yards TD - Pass FG - 24 yards | TD - Run TD - Pass TD - Pass |
| 11/03 | Detroit | FG - 30 yards FG - 38 yards Downs TD - Run | TD - Pass FG - 27 yards TD - Run End of Game |
| 11/17 | at Chicago | -- | -- |
| 11/24 | San Francisco | -- | -- |
| 11/28 | Miami | -- | -- |
| 12/05 | at Detroit | -- | -- |
| 12/15 | at Seattle | -- | -- |
| 12/23 | New Orleans | -- | -- |
| 12/29 | at Minnesota | -- | -- |
| 01/05 | Chicago | -- | -- |

| | OFFENSE DEFENSE | |
|----------------------------|-----------------|------|
| Inside the 20 | 34 | 32 |
| Scores | 29 | 27 |
| Touchdowns | 16 | 19 |
| Field Goals | 13 | 8 |
| Total Points in 20 | 153 | 155 |
| Fumbles | 1 | 1 |
| Interceptions | 1 | 1 |
| Missed Field Goals | 1 | 0 |
| Lost on Downs | 1 | 2 |
| End of Half/Game | 1 | 1 |
| TDs Outside | 8 | 2 |
| Red-Zone Percentage | 47.1 | 59.4 |

GOAL-TO-GO SITUATIONS

| DATE | OPPONENT | OFFENSE | DEFENSE |
|-------|-----------------|---|--|
| 09/06 | at Philadelphia | Field Goal - 23 yards TD - Pass | Field Goal - 21 yards |
| 09/15 | Indianapolis | Fumble | TD - Pass |
| 09/22 | at Tennessee | TD - Run Field Goal - 21 yards | TD - Pass |
| 09/29 | Minnesota | TD - Pass | TD - Pass TD - Run TD - Pass |
| 10/06 | at L. A. Rams | TD - Run TD - Pass | Lost on Downs TD - Run TD - Pass |
| 10/13 | Arizona | TD - Pass | TD - Pass |
| 10/20 | Houston | TD - Pass | TD - Run |
| 10/27 | at Jacksonville | TD - Run Field Goal - 31 yards TD - Pass Field Goal - 24 yards | TD - Run |
| 11/03 | Detroit | NONE | TD - Pass Field Goal - 27 yards |
| 11/17 | at Chicago | -- | -- |
| 11/24 | San Francisco | -- | -- |
| 11/28 | Miami | -- | -- |
| 12/05 | at Detroit | -- | -- |
| 12/15 | at Seattle | -- | -- |
| 12/23 | New Orleans | -- | -- |
| 12/29 | at Minnesota | -- | -- |
| 01/05 | Chicago | -- | -- |

| | OFFENSE | DEFENSE |
|---------------------------------|---------|---------|
| Goal-To-Go Situations | 14 | 14 |
| Scores | 13 | 13 |
| Touchdowns | 9 | 11 |
| Field Goals | 4 | 2 |
| Total Points | 75 | 81 |
| Fumbles | 1 | 0 |
| Interceptions | 0 | 0 |
| Missed Field Goals | 0 | 0 |
| Missed Field Goals (G2G) | 0 | 0 |
| Lost on Downs | 0 | 1 |
| End of Half/Game | 0 | 0 |
| Goal-to-Go Percentage | 64.3 | 78.6 |

BIG PLAYS OF 20+ YARDS

| 2024 REGULAR SEASON - BIG PLAYS OF 20+ YARDS | | | | | | | | | | | | | |
|--|-----------------|-------|----------------------------------|-----|---------------------|------------------------------------|---------|-----|--|-----------------------------------|------|-------------|---------|
| DATE | OPPONENT | QTR | PACKERS PLAYER | RUN | PASS | DOWN | RESULT | QTR | OPP. PLAYER | RUN | PASS | DOWN | RESULT |
| 09/06 | at Philadelphia | 2 | Jayden Reed run | 33 | | 1-10-PHI 33 | TD | 2 | Jalen Hurts -> A.J. Brown | 20 | | 3-8-PHI 32 | TD |
| | | 2 | Jordan Love -> Jayden Reed | 70 | | 3-10-GB 30 | TD | 2 | Jalen Hurts -> DeVonta Smith | 25 | | 2-9-GB 47 | TD |
| | | 3 | Jordan Love -> Tucker Kraft | 29 | | 1-10-PHI 45 | TD | 2 | Jalen Hurts -> Dallas Goedert | 21 | | 3-7-PHI 39 | FG |
| | | 3 | Josh Jacobs run | 22 | | 1-10-PHI 47 | Miss FG | 3 | Jalen Hurts -> A.J. Brown | 67 | | 2-9-PHI 33 | TD |
| 09/15 | Indianapolis | 4 | Josh Jacobs run | 32 | | 1-10-GB 13 | FG | 3 | Saquon Barkley run | 34 | | 1-10-PHI 33 | INT |
| | | 4 | Jordan Love -> Jayden Reed | 26 | | 3-5-50 | FG | | | | | | |
| | | 4 | Jordan Love -> Jayden Reed | 33 | | 1-10-GB 16 | Game | | | | | | |
| | | 1 | Josh Jacobs run | 34 | | 1-20-GB 35 | FG | 3 | Anthony Richardson -> Mo Alie-Cox | 22 | | 1-10-GB 43 | FG |
| 09/22 | at Tennessee | 1 | Jayden Reed run | 22 | | 1-10-GB 18 | TD | 3 | Jonathan Taylor run | 29 | | 1-10-IND 34 | Miss FG |
| | | 4 | Malik Willis -> Romeo Doubs | 39 | | 3-5-GB 45 | FG | 4 | Anthony Richardson -> Adonai Mitchell | 30 | | 1-10-IND 30 | INT |
| | | 4 | Malik Willis -> Emanuel Wilson | 30 | | 2-15-TEN 30 | TD | 4 | Anthony Richardson run | 21 | | 3-10-IND 20 | INT |
| | | 1 | Malik Willis -> Jayden Reed | 30 | | 1-10-GB 30 | TD | 1 | Will Lewis -> Josh Whyte | 23 | | 1-10-TEN 30 | TD |
| 09/29 | Minnesota | 1 | Malik Willis -> Christian Watson | 30 | | 3-6-TEN 36 | TD | 1 | Will Lewis -> Tyler Boyd | 20 | | 3-9-GB 35 | TD |
| | | 1 | Malik Willis run | 20 | | 3-2-GB 38 | FG | 3 | Will Lewis -> Tyjae Spears | 29 | | 1-10-TEN 32 | TD |
| | | 1 | Malik Willis run | 29 | | 1-10-TEN 31 | FG | 3 | Will Lewis -> DeAndre Hopkins | 20 | | 1-10-TEN 30 | FUM |
| | | 2 | Malik Willis -> Tucker Kraft | 21 | | 1-10-GB 18 | Punt | | | | | | |
| 10/06 | at L.A. Rams | 2 | Malik Willis -> Christian Watson | 37 | | 3-18-50 | FG | 4 | Sam Darnold -> Justin Jefferson | 27 | | 2-2-GB 45 | FG |
| | | 3 | Malik Willis -> Emanuel Wilson | 30 | | 2-15-TEN 30 | TD | | | | | | |
| | | 1 | Jordan Love -> Jayden Reed | 24 | | 2-8-MIN 40 | Miss FG | 1 | Sam Darnold -> Jalen Nailor | 31 | | 3-14-MIN 40 | TD |
| | | 2 | Jordan Love -> Romeo Doubs | 20 | | 1-10-GB 30 | Miss FG | 1 | Sam Darnold -> Jordan Addison | 29 | | 1-10-GB 29 | TD |
| 10/13 | Arizona | 2 | Jordan Love -> Tucker Kraft | 21 | | 3-10-GB 30 | Downs | 3 | Sam Darnold -> Jordan Addison | 25 | | 3-10-MIN 18 | INT |
| | | 4 | Jordan Love -> Bo Melton | 28 | | 2-7-GB 45 | TD | 4 | Sam Darnold -> Justin Jefferson | 27 | | 2-2-GB 45 | FG |
| | | 4 | Jordan Love -> Dontayvion Wicks | 36 | | 1-10-GB 30 | INT | | | | | | |
| | | 4 | Jordan Love -> Jayden Reed | 21 | | 1-10-GB 20 | TD | | | | | | |
| 10/20 | Houston | 4 | Jordan Love -> Jayden Reed | 42 | | 1-10-GB 41 | TD | | | | | | |
| | | 1 | Jordan Love -> Jayden Reed | 53 | | 2-10-GB 45 | TD | 1 | Matthew Stafford -> Tutu Avell | 24 | | 2-2-LAR 38 | Downs |
| | | 3 | Jordan Love -> Tucker Kraft | 66 | | 2-6-GB 34 | TD | 1 | Kyren Williams run | 30 | | 1-10-GB 38 | Downs |
| | | 3 | Jordan Love -> Josh Jacobs | 21 | | 2-8-LAR 41 | TD | 3 | Matthew Stafford -> Jordan Whittington | 31 | | 3-1-LAR 38 | FUM |
| 10/27 | at Jacksonville | 2 | Jordan Love -> Ben Sims | 28 | | 2-5-GB 15 | FG | 2 | Kylar Murray -> Trey McBride | 27 | | 1-10-GB 37 | TD |
| | | 2 | Jordan Love -> Christian Watson | 44 | | 1-10-ARI 44 | TD | 3 | Trey Benson run | 20 | | 1-10-GB 45 | FG |
| | | 3 | Jordan Love -> Romeo Doubs | 29 | | 3-4-ARI 20 | TD | | | | | | |
| | | 1 | Jordan Love -> Romeo Doubs | 23 | | 1-10-GB 20 | INT | 1 | C.J. Stroud -> Dalton Schultz | 28 | | 1-10-HOU 20 | Punt |
| 11/03 | Detroit | 2 | Jordan Love -> Romeo Doubs | 30 | | 2-10-HOU 30 | TD | 2 | Joe Mixon run | 32 | | 2-6-HOU 49 | TD |
| | | 3 | Josh Jacobs run | 27 | | 1-10-HOU 45 | TD | | | | | | |
| | | 1 | Jordan Love -> Romeo Doubs | 29 | | 1-10-GB 8 | INT | 2 | Trevor Lawrence -> Christian Kirk | 33 | | 1-10-JAX 30 | TD |
| | | 2 | Jordan Love -> Romeo Doubs | 67 | | 2-6-GB 24 | FG | 2 | Trevor Lawrence -> Parker Washington | 23 | | 2-8-JAX 28 | FG |
| 11/17 | at Jacksonville | 2 | Jordan Love -> Tucker Kraft | 25 | | 2-10-GB 42 | FG | 2 | Trevor Lawrence -> Brian Thomas Jr. | 28 | | 1-10-GB 49 | FG |
| | | 3 | Malik Willis run | 20 | | 1-10-GB 42 | TD | 3 | Trevor Lawrence -> Tim Jones | 20 | | 1-10-JAX 7 | TD |
| | | 3 | Josh Jacobs run | 38 | | 1-10-JAX 38 | TD | 3 | Trevor Lawrence -> Christian Kirk | 26 | | 2-8-GB 45 | TD |
| | | 4 | Malik Willis -> Jayden Reed | 51 | | 2-6-GB 34 | FG | 4 | Trevor Lawrence -> Brenton Strange | 21 | | 1-10-JAX 31 | FG |
| 11/24 | Detroit | 4 | Jordan Love -> Jayden Reed | 28 | | 4-5-GB 36 | Downs | 4 | Trevor Lawrence -> D'Ernest Johnson | 20 | | 1-10-JAX 40 | TD |
| | | 4 | Jordan Love -> Jayden Reed | 21 | | 3-5-GB 35 | TD | 4 | Trevor Lawrence -> Brenton Strange | 21 | | 3-5-GB 35 | TD |
| | | 2 | Jordan Love -> Jayden Reed | 37 | | 1-10-GB 24 | Punt | 2 | Jared Goff -> Amon-Ra St. Brown | 26 | | 1-10-DET 36 | FG |
| | | 3 | Jordan Love -> Jayden Reed | 41 | | 1-10-GB 48 | Half | | | | | | |
| 11/28 | Detroit | 4 | Jordan Love -> Jayden Reed | 32 | | 2-6-GB 29 | FG | | | | | | |
| | | 4 | Jordan Love -> Jayden Reed | 28 | | 4-5-GB 36 | Downs | | | | | | |
| | | 11/17 | --- | --- | --- | --- | --- | --- | --- | --- | --- | --- | --- |
| | | 11/24 | --- | --- | --- | --- | --- | --- | --- | --- | --- | --- | --- |
| 11/28 | --- | --- | --- | --- | --- | --- | --- | --- | --- | --- | --- | | |
| 12/05 | --- | --- | --- | --- | --- | --- | --- | --- | --- | --- | --- | | |
| 12/15 | --- | --- | --- | --- | --- | --- | --- | --- | --- | --- | --- | | |
| 12/23 | --- | --- | --- | --- | --- | --- | --- | --- | --- | --- | --- | | |
| 12/29 | --- | --- | --- | --- | --- | --- | --- | --- | --- | --- | --- | | |
| 01/05 | --- | --- | --- | --- | --- | --- | --- | --- | --- | --- | --- | | |
| TOTALS | | | | 43 | 1,409 (32.8), 8 TDS | (11 RUNS, 2 TDS, 32 PASSES, 6 TDS) | | 33 | 883 (26.8), 2 TDS | (6 RUNS, 0 TDS, 27 PASSES, 2 TDS) | | | |

BIG PLAYS: RUSH 10+, RECEPTIONS 20+, RETURNS 30+

| DATE | OPPONENT | RUSHES | | | | RECEPTIONS | | | | RETURNS | | | |
|-------|-----------------|--------|----------------|-----|---------|------------|------------------|-----|---------|---------|-----------------------|-----|--------|
| | | GAIN | PLAYER | QTR | RESULT | GAIN | PLAYER | QTR | RESULT | GAIN | PLAYER | QTR | RESULT |
| 09/06 | at Philadelphia | 14 | Emanuel Wilson | 2' | TD | 70t | Jayden Reed | 2 | TD | | | | |
| | | 18 | Emanuel Wilson | 2' | TD | 29 | Tucker Kraft | 3 | TD | | | | |
| | | 33t | Jayden Reed | 2' | TD | 26 | Jayden Reed | 4 | FG | | | | |
| | | 22 | Josh Jacobs | 3 | Miss FG | 33 | Jayden Reed | 4 | Game | | | | |
| | | 32 | Josh Jacobs | 4 | FG | | | | | | | | |
| 09/15 | Indianapolis | 12 | Josh Jacobs | 1' | FG | 39 | Romeo Doubs | 4 | FG | | | | |
| | | 34 | Josh Jacobs | 1' | FG | | | | | | | | |
| | | 22 | Jayden Reed | 1' | TD | | | | | | | | |
| | | 16 | Bo Melton | 1' | TD | | | | | | | | |
| | | 12 | Malik Willis | 1' | TD | | | | | | | | |
| | | 15 | Jayden Reed | 1' | Fumble | | | | | | | | |
| | | 19 | Malik Willis | 2' | Fumble | | | | | | | | |
| | | 16 | Josh Jacobs | 2 | Punt | | | | | | | | |
| 12 | Josh Jacobs | 4 | Miss FG | | | | | | | | | | |
| 09/22 | at Tennessee | 20 | Malik Willis | 1' | FG | 30 | Jayden Reed | 1' | TD | 35t | Jaire Alexander (INT) | 1 | INT |
| | | 29 | Malik Willis | 1' | FG | 30 | Christian Watson | 1' | TD | | | | |
| | | 10 | Emanuel Wilson | 2 | Punt | 21 | Tucker Kraft | 2 | Punt | | | | |
| | | 15 | Jayden Reed | 2 | FG | 37 | Christian Watson | 2 | FG | | | | |
| | | 10 | Josh Jacobs | 4 | FG | 30t | Emanuel Wilson | 3 | TD | | | | |
| 09/29 | Minnesota | 13 | Josh Jacobs | 1 | Miss FG | 24 | Jayden Reed | 1 | Miss FG | | | | |
| | | 11 | Josh Jacobs | 4 | TD | 20 | Romeo Doubs | 2 | Miss FG | | | | |
| | | | | | | 21 | Tucker Kraft | 2 | Downs | | | | |
| | | | | | | 28 | Bo Melton | 4 | TD | | | | |
| | | | | | | 36 | Dontayvion Wicks | 4 | INT | | | | |
| | | | | | | 21 | Jayden Reed | 4' | TD | | | | |
| | | | | | | 42 | Jayden Reed | 4 | TD | | | | |
| 10/06 | at L.A. Rams | 11 | Josh Jacobs | 1 | TD | 53 | Jayden Reed | 1 | TD | | | | |
| | | 11 | Jayden Reed | 3 | TD | 66t | Tucker Kraft | 3 | TD | | | | |
| | | 12 | Jordan Love | 4 | Punt | 21 | Josh Jacobs | 3 | TD | | | | |
| | | 13 | Josh Jacobs | 4 | Punt | | | | | | | | |
| 10/13 | Arizona | 14 | Josh Jacobs | 1' | TD | 28 | Ben Sims | 2 | FG | 39 | Keisean Nixon (PR) | 2 | Punt |
| | | 16 | Bo Melton | 1' | TD | 44t | Christian Watson | 2 | TD | | | | |
| | | 11 | Bo Melton | 4' | Game | 20t | Romeo Doubs | 3 | TD | | | | |
| | | 13 | Emanuel Wilson | 4' | Game | | | | | | | | |
| | | 16 | Emanuel Wilson | 4' | Game | | | | | | | | |
| | | 11 | Chris Brooks | 4 | Game | | | | | | | | |
| 10/20 | Houston | 13 | Josh Jacobs | 1 | TD | 23 | Romeo Doubs | 1 | INT | 32 | Keisean Nixon (KR) | 2 | INT |
| | | 10 | Josh Jacobs | 3' | TD | 30t | Dontayvion Wicks | 2 | TD | | | | |
| | | 27 | Josh Jacobs | 3 | TD | | | | | | | | |
| 10/27 | at Jacksonville | 20 | Malik Willis | 3' | TD | 29 | Romeo Doubs | 1 | INT | | | | |
| | | 38t | Josh Jacobs | 3' | TD | 67 | Tucker Kraft | 2 | FG | | | | |
| | | 11 | Josh Jacobs | 4 | Punt | 25 | Romeo Doubs | 2 | FG | | | | |
| | | | | | | 51 | Jayden Reed | 4 | FG | | | | |
| 11/03 | Detroit | 13 | Josh Jacobs | 1' | FG | 41 | Jayden Reed | 2 | Half | | | | |
| | | 11 | Josh Jacobs | 1' | FG | 32 | Jayden Reed | 3 | FG | | | | |
| | | 37 | Josh Jacobs | 2 | Punt | 28 | Jayden Reed | 4 | Downs | | | | |
| | | 19 | Emanuel Wilson | 4 | TD | | | | | | | | |
| 11/17 | at Chicago | -- | -- | -- | -- | -- | -- | -- | -- | -- | -- | -- | |
| 11/24 | San Francisco | -- | -- | -- | -- | -- | -- | -- | -- | -- | -- | -- | |
| 11/28 | Miami | -- | -- | -- | -- | -- | -- | -- | -- | -- | -- | -- | |
| 12/05 | at Detroit | -- | -- | -- | -- | -- | -- | -- | -- | -- | -- | -- | |
| 12/15 | at Seattle | -- | -- | -- | -- | -- | -- | -- | -- | -- | -- | -- | |
| 12/23 | New Orleans | -- | -- | -- | -- | -- | -- | -- | -- | -- | -- | -- | |
| 12/29 | at Minnesota | -- | -- | -- | -- | -- | -- | -- | -- | -- | -- | -- | |
| TBD | Chicago | -- | -- | -- | -- | -- | -- | -- | -- | -- | -- | -- | |

* - result within the same drive

BIG-YARDAGE GAMES

2024 REGULAR SEASON BIG-YARDAGE GAMES

100-YARD PASS RECEIVERS

| DATE | OPPONENT | PLAYER | REC. | YDS. | AVG. | LG | TD |
|------|-----------------|-------------|------|------|------|-----|----|
| 9/6 | at Philadelphia | Jayden Reed | 4 | 138 | 34.5 | 70t | 1 |
| 9/29 | vs. Minnesota | Jayden Reed | 7 | 139 | 19.9 | 42 | 1 |
| 11/3 | vs. Detroit | Jayden Reed | 5 | 113 | 22.6 | 41 | 0 |

100-YARD RUSHERS

| DATE | OPPONENT | PLAYER | ATT. | YDS. | AVG. | LG | TD |
|-------|------------------|-------------|------|------|------|-----|----|
| 9/15 | vs. Indianapolis | Josh Jacobs | 32 | 151 | 4.7 | 34 | 0 |
| 10/27 | at Jacksonville | Josh Jacobs | 25 | 127 | 5.1 | 38t | 2 |

300-YARD PASSERS

| DATE | OPPONENT | PLAYER | ATT. | YDS. | COMP. | LG | TD |
|------|---------------|-------------|------|------|-------|----|----|
| 9/29 | vs. Minnesota | Jordan Love | 54 | 389 | 32 | 42 | 4 |

2024 OPPONENTS BIG-YARDAGE GAMES

100-YARD PASS RECEIVERS

| DATE | OPPONENT | PLAYER | REC. | YDS. | AVG. | LG | TD |
|------|-----------------|------------|------|------|------|-----|----|
| 9/6 | at Philadelphia | A.J. Brown | 5 | 119 | 23.8 | 67t | 1 |

100-YARD RUSHERS

| DATE | OPPONENT | PLAYER | ATT. | YDS. | AVG. | LG | TD |
|-------|------------------|-----------------|------|------|------|----|----|
| 9/6 | at Philadelphia | Saquon Barkley | 24 | 109 | 4.5 | 34 | 2 |
| 9/15 | vs. Indianapolis | Jonathan Taylor | 12 | 103 | 8.6 | 29 | 0 |
| 10/6 | at L.A. Rams | Kyren Williams | 22 | 102 | 4.6 | 30 | 1 |
| 10/20 | vs. Houston | Joe Mixon | 25 | 115 | 4.6 | 32 | 2 |

300-YARD PASSERS

| DATE | OPPONENT | PLAYER | ATT. | YDS. | COMP. | LG | TD |
|-------|-----------------|-----------------|------|------|-------|----|----|
| 10/27 | at Jacksonville | Trevor Lawrence | 32 | 308 | 21 | 33 | 2 |

COMPLETIONS BY DISTANCE

2024 REGULAR SEASON

| DATE | OPPONENT | QUARTERBACK | LOSS | 0-9 | 10-19 | 20-29 | 30-39 | 40-49 | 50+ |
|-------|----------------------|-------------|------|--------|--------|--------|-------|-------|-------|
| 09/06 | at Philadelphia | Love | -- | 9 (1) | 4 | 2 | 1 | -- | 1 (1) |
| 09/15 | Indianapolis | Willis | 1 | 7 | 3 (1) | -- | 1 | -- | -- |
| 09/22 | at Tennessee | Willis | -- | 7 | 1 | 1 | 4 (1) | -- | -- |
| 09/29 | Minnesota | Love | 1 | 16 (1) | 8 (3) | 5 | 1 | 1 | -- |
| 10/06 | at L.A. Rams | Love | 1 | 6 (1) | 5 | 1 | -- | -- | 2 (1) |
| 10/13 | Arizona | Love | -- | 12 (1) | 7 (1) | 2 (1) | -- | 1 (1) | -- |
| 10/20 | Houston | Love | 2 | 11 (1) | 8 (1) | 2 | 1 (1) | -- | -- |
| | | Love | 1 | 7 | 3 | 2 | -- | -- | 1 |
| 10/27 | at Jacksonville | Willis | 1 | 2 (1) | -- | -- | -- | -- | 1 |
| 11/03 | Detroit | Love | -- | 13 | 7 | 1 | 1 | 1 | -- |
| 11/17 | at Chicago | -- | -- | -- | -- | -- | -- | -- | -- |
| 11/24 | San Francisco | -- | -- | -- | -- | -- | -- | -- | -- |
| 11/28 | Miami | -- | -- | -- | -- | -- | -- | -- | -- |
| 12/05 | at Detroit | -- | -- | -- | -- | -- | -- | -- | -- |
| 12/15 | at Seattle | -- | -- | -- | -- | -- | -- | -- | -- |
| 12/23 | New Orleans | -- | -- | -- | -- | -- | -- | -- | -- |
| 12/29 | at Minnesota | -- | -- | -- | -- | -- | -- | -- | -- |
| 01/05 | Chicago | -- | -- | -- | -- | -- | -- | -- | -- |
| | PLAYER TOTALS | Love | 5 | 74 (5) | 42 (5) | 15 (1) | 4 (1) | 3 (1) | 4 (2) |
| | | Willis | 2 | 16 (1) | 4 (1) | 1 | 5 (1) | -- | 1 |
| | TEAM TOTALS | | 7 | 90 (6) | 46 (6) | 16 (1) | 9 (2) | 3 (1) | 5 (2) |

WEEKLY INDIVIDUAL STATISTICAL LEADERS

| 2024 REGULAR SEASON GREEN BAY PACKERS WEEK-BY-WEEK LEADERS (THROUGH WEEK 9) | | | | | | | | | | | | | | | | | | | | | |
|---|-------------|-------------------------|----------|----------------|---------------|------------------|----------|------------------|---------------|----------------|------------|----------------|-----------------|------------------|----------|------------------|--------------|-----------------|----------|-----------------|----------|
| DATE | OPPONENT | SCORING | | | PASSING YARDS | | CARRIES | | RUSHING YARDS | | RECEPTIONS | | RECEIVING YARDS | | TACKLES | | SOLO TACKLES | | SACKS | | |
| | | PLAYER | NO. | PLAYER | NO. | PLAYER | NO. | PLAYER | NO. | PLAYER | NO. | PLAYER | NO. | PLAYER | NO. | PLAYER | NO. | PLAYER | NO. | PLAYER | NO. |
| 09/06 | at Eagles | J. Reed | 12 | J. Love | 260 | J. Jacobs | 16 | J. Jacobs | 84 | R. Doubs | 4 | J. Reed | 138 | J. Bullard | 11 | J. Bullard | 7 | K. Nixon | 1.0 | R. Gary | |
| 09/15 | Colts | B. Narveson | 10 | M. Willis | 122 | J. Jacobs | 32 | J. Jacobs | 151 | D. Wicks | 3 | R. Doubs | 62 | Q. Walker | 6 | Q. Walker | 6 | D. Wyatt | 1.0 | R. Gary | |
| 09/22 | at Titans | B. Narveson | 12 | M. Willis | 202 | J. Jacobs | 14 | M. Willis | 73 | J. Reed | 4 | C. Watson | 67 | I. McDuffie | 9 | I. McDuffie | 6 | D. Wyatt | 2.0 | P. Smith | |
| 09/29 | Vikings | D. Wicks | 12 | J. Love | 389 | J. Jacobs | 9 | J. Jacobs | 51 | J. Reed | 7 | J. Reed | 139 | Q. Walker | 8 | Q. Walker | 6 | Q. Walker | 1.0 | K. Nixon | |
| 10/06 | at Rams | T. Kraft | 12 | J. Love | 224 | J. Jacobs | 19 | J. Jacobs | 73 | J. Reed | 4 | T. Kraft | 88 | E. Williams | 10 | Q. Walker | 6 | K. Brooks | 1.5 | K. Nixon | |
| 10/13 | Cardinals | R. Doubs | 12 | J. Love | 258 | J. Jacobs | 18 | J. Jacobs | 62 | J. Reed | 6 | C. Watson | 68 | Q. Walker | 11 | Q. Walker | 10 | -- | -- | -- | |
| 10/20 | Texans | D. Wicks | 6 | J. Love | 220 | J. Jacobs | 12 | J. Jacobs | 76 | R. Doubs | 8 | R. Doubs | 94 | E. Williams | 9 | E. Williams | 6 | E. Wilson | 2.0 | -- | |
| 10/27 | at Jaguars | J. Jacobs B. McManus | 12 | J. Love | 196 | J. Jacobs | 25 | J. Jacobs | 127 | C. Watson | 4 | T. Kraft | 78 | E. Wilson | 9 | E. Wilson | 5 | E. Cooper | 1.0 | -- | |
| 11/03 | Lions | E. Wilson B. McManus | 6 | J. Love | 273 | J. Jacobs | 13 | J. Jacobs | 95 | J. Reed | 5 | J. Reed | 113 | Q. Walker | 12 | Q. Walker | 7 | R. Gary | 0.5 | A. Mosby | |
| 11/17 | at Bears | -- | -- | -- | -- | -- | -- | -- | -- | -- | -- | -- | -- | -- | -- | -- | -- | -- | -- | -- | |
| 11/24 | 49ers | -- | -- | -- | -- | -- | -- | -- | -- | -- | -- | -- | -- | -- | -- | -- | -- | -- | -- | -- | |
| 11/28 | Dolphins | -- | -- | -- | -- | -- | -- | -- | -- | -- | -- | -- | -- | -- | -- | -- | -- | -- | -- | -- | |
| 12/05 | at Lions | -- | -- | -- | -- | -- | -- | -- | -- | -- | -- | -- | -- | -- | -- | -- | -- | -- | -- | -- | |
| 12/15 | at Seahawks | -- | -- | -- | -- | -- | -- | -- | -- | -- | -- | -- | -- | -- | -- | -- | -- | -- | -- | -- | |
| 12/23 | Saints | -- | -- | -- | -- | -- | -- | -- | -- | -- | -- | -- | -- | -- | -- | -- | -- | -- | -- | -- | |
| 12/29 | at Vikings | -- | -- | -- | -- | -- | -- | -- | -- | -- | -- | -- | -- | -- | -- | -- | -- | -- | -- | -- | |
| 01/05 | Bears | -- | -- | -- | -- | -- | -- | -- | -- | -- | -- | -- | -- | -- | -- | -- | -- | -- | -- | -- | |
| MOST TIMES LED (INCLUDING TIES) | | B. MCMANUS | 3 | J. LOVE | 7 | J. JACOBS | 9 | J. JACOBS | 8 | J. REED | 6 | J. REED | 3 | Q. WALKER | 5 | Q. WALKER | 6 | K. NIXON | 2 | R. GARY | 2 |
| | | | | | | | | | | | | | | | | | | | | D. WYATT | |

| OPPONENTS | | | | | | | | | | | | | | | | | | | | |
|-----------|-------------|---|-----|---------------|---------------|------------------------|---------|---------------|---------------|--------------------------------|------------|----------------|-----------------|------------------------|---------|----------------------|--------------|---|-------|--------|
| DATE | OPPONENT | SCORING | | | PASSING YARDS | | CARRIES | | RUSHING YARDS | | RECEPTIONS | | RECEIVING YARDS | | TACKLES | | SOLO TACKLES | | SACKS | |
| | | PLAYER | NO. | PLAYER | NO. | PLAYER | NO. | PLAYER | NO. | PLAYER | NO. | PLAYER | NO. | PLAYER | NO. | PLAYER | NO. | PLAYER | NO. | PLAYER |
| 09/06 | at Eagles | S. Barkley | 18 | J. Hurts | 278 | S. Barkley | 24 | S. Barkley | 109 | D. Smith | 7 | A. Brown | 119 | Z. Baun | 15 | Z. Baun | 11 | Z. Baun | 2.0 | -- |
| 09/15 | Colts | A. Pierce | 6 | A. Richardson | 204 | J. Taylor | 12 | J. Taylor | 103 | A. Pierce | 5 | A. Pierce | 56 | N. Cross | 15 | N. Cross | 10 | -- | -- | -- |
| 09/22 | at Titans | D. Hopkins N. Vannett | 6 | W. Lewis | 260 | T. Pollard | 6 | T. Pollard | 14 | D. Hopkins | 6 | D. Hopkins | 73 | E. Jones IV | 12 | E. Jones IV | 10 | K. Murray Jr. | 2.0 | -- |
| 09/29 | Vikings | J. Addison | 12 | S. Darnold | 275 | A. Jones Sr. | 22 | A. Jones Sr. | 93 | J. Jefferson | 6 | J. Jefferson | 85 | B. Cashman | 11 | B. Cashman | 6 | P. Jones II | 1.0 | -- |
| 10/06 | at Rams | K. Williams D. Robinson J. McCollough | 6 | M. Stafford | 260 | K. Williams | 22 | K. Williams | 102 | C. Parkinson J. Whittington | 7 | J. Whittington | 89 | K. Curl C. Rozeboom | 8 | Q. Lake K. Turner | 5 | K. Turner | 2.0 | -- |
| 10/13 | Cardinals | C. Ryland | 7 | K. Murray | 214 | K. Murray J. Conner | 7 | T. Benson | 26 | T. McBride | 8 | T. McBride | 96 | K. Barnes | 10 | K. Barnes | 8 | -- | -- | -- |
| 10/20 | Texans | J. Mixon | 12 | C. Stroud | 86 | J. Mixon | 25 | J. Mixon | 115 | S. Diggs | 5 | D. Schultz | 28 | N. Hewitt | 9 | D. Ross | 7 | T. Settle Jr. D. Hunter W. Anderson Jr. | 1.0 | -- |
| 10/27 | at Jaguars | C. Little | 9 | T. Lawrence | 308 | T. Bigsby | 18 | T. Bigsby | 78 | B. Strange | 5 | B. Thomas Jr. | 60 | F. Oluokun | 9 | V. Miller | 5 | J. Hines-Allen T. Walker | 0.5 | -- |
| 11/03 | Lions | J. Gibbs A. St. Brown K. Joseph J. Bates | 6 | J. Goff | 145 | D. Montgomery | 17 | D. Montgomery | 73 | A. St. Brown | 7 | A. St. Brown | 56 | J. Campbell | 10 | B. Joseph | 6 | -- | -- | -- |
| 11/17 | at Bears | -- | -- | -- | -- | -- | -- | -- | -- | -- | -- | -- | -- | -- | -- | -- | -- | -- | -- | -- |
| 11/24 | 49ers | -- | -- | -- | -- | -- | -- | -- | -- | -- | -- | -- | -- | -- | -- | -- | -- | -- | -- | -- |
| 11/28 | Dolphins | -- | -- | -- | -- | -- | -- | -- | -- | -- | -- | -- | -- | -- | -- | -- | -- | -- | -- | -- |
| 12/05 | at Lions | -- | -- | -- | -- | -- | -- | -- | -- | -- | -- | -- | -- | -- | -- | -- | -- | -- | -- | -- |
| 12/15 | at Seahawks | -- | -- | -- | -- | -- | -- | -- | -- | -- | -- | -- | -- | -- | -- | -- | -- | -- | -- | -- |
| 12/23 | Saints | -- | -- | -- | -- | -- | -- | -- | -- | -- | -- | -- | -- | -- | -- | -- | -- | -- | -- | -- |
| 12/29 | at Vikings | -- | -- | -- | -- | -- | -- | -- | -- | -- | -- | -- | -- | -- | -- | -- | -- | -- | -- | -- |
| 01/05 | Bears | -- | -- | -- | -- | -- | -- | -- | -- | -- | -- | -- | -- | -- | -- | -- | -- | -- | -- | -- |

TURNOVER CHART

2024 REGULAR SEASON - DEFENSIVE TAKEAWAYS

| DATE | OPPONENT | TAKEAWAY | QTR. | SCORE | YD-LINE | RESULT |
|-------|-----------------|----------------------------------|------|-------|---------|-----------|
| 09/06 | at Philadelphia | X. McKinney INT (J. Hurts) | 1 | 0-0 | PHI-36 | FG |
| | | D. Wyatt FR (J. Hurts fumble) | 1 | 3-0 | PHI-13 | FG |
| | | J. Alexander INT (J. Hurts) | 4 | 26-31 | GB-(-4) | FG |
| 09/15 | Indianapolis | X. McKinney INT (A. Richardson) | 1 | 10-0 | GB-13 | Fumble |
| | | E. Wilson INT (A. Richardson) | 4 | 16-3 | GB-25 | Missed FG |
| | | E. Williams INT (A. Richardson) | 4 | 16-10 | GB-7 | EOG |
| 09/22 | at Tennessee | J. Alexander INT (W. Levis) | 1 | 17-7 | TEN-35 | TD |
| | | L. Van Ness FR (K. Enagbare FF) | 3 | 27-14 | GB-47 | Punt |
| | | X. McKinney INT (W. Levis) | 4 | 30-14 | GB-18 | Punt |
| 09/29 | Minnesota | X. McKinney INT (S. Darnold) | 3 | 7-28 | GB-2 | Punt |
| | | E. Cooper FR (K. Nixon FF) | 4 | 14-28 | MIN-24 | TD |
| | | X. McKinney FR (K. Enagbare FF) | 3 | 10-13 | GB-23 | TD |
| 10/06 | at L.A. Rams | X. McKinney INT (M. Stafford) | 3 | 17-13 | GB-18 | TD |
| | | K. Brooks FR (K. Brooks FF) | 3 | 31-13 | ARZ-30 | Missed FG |
| | | J. Alexander FR (E. Williams FF) | 3 | 31-13 | GB-22 | FG |
| 10/13 | Arizona | K. Clark FR (K. Murray fumble) | 4 | 34-13 | GB-21 | EOG |
| | | None | | | | |
| | | | | | | |
| 10/20 | Houston | None | | | | |
| 10/27 | at Jacksonville | X. McKinney INT (T. Lawrence) | 2 | 0-0 | JAX-28 | TD |
| | | D. Wyatt FR (E. Cooper FF) | 4 | 20-17 | JAX-5 | TD |
| 11/03 | Detroit | None | | | | |
| 11/17 | -- | -- | -- | -- | -- | -- |
| 11/24 | -- | -- | -- | -- | -- | -- |
| 11/28 | -- | -- | -- | -- | -- | -- |
| 12/05 | -- | -- | -- | -- | -- | -- |
| 12/15 | -- | -- | -- | -- | -- | -- |
| 12/23 | -- | -- | -- | -- | -- | -- |
| 12/29 | -- | -- | -- | -- | -- | -- |
| 01/05 | -- | -- | -- | -- | -- | -- |

2024 REGULAR SEASON - OFFENSIVE GIVEAWAYS

| DATE | OPPONENT | TAKEAWAY | QTR. | SCORE | YD-LINE | RESULT |
|-------|-----------------|--|------|-------|----------|--------|
| 09/06 | at Philadelphia | J. Love INT (R. Blankenship) | 3 | 26-24 | GB-25 | TD |
| 09/15 | Indianapolis | J. Jacobs fumble (Z. Franklin FF; L. Latu FR: touchback) | 2 | 10-0 | IND-(-3) | Punt |
| 09/22 | at Tennessee | None | | | | |
| 09/29 | Minnesota | J. Love INT (K. Gruglier-Hill) | 1 | 0-14 | GB-46 | TD |
| | | J. Love INT (S. Griffin) | 2 | 0-21 | GB-32 | TD |
| | | J. Love INT (B. Murphy Jr.: touchback) | 4 | 22-31 | MIN-(-4) | Punt |
| | | T. Kraft fumble (B. Murphy Jr. FF; C. Bynum FR) | 4 | 22-31 | GB-42 | Downs |
| 10/06 | at L.A. Rams | J. Love INT (J. McCollough) | 2 | 7-13 | GB-4 | TD |
| 10/13 | Arizona | J. Love INT (S. Murphy-Bunting) | 2 | 24-7 | GB-45 | FG |
| 10/20 | Houston | J. Love INT (N. Hewitt) | 1 | 0-0 | HST-44 | FG |
| | | J. Love INT (C. Bullock) | 2 | 14-13 | HST-45 | TD |
| 10/27 | at Jacksonville | J. Love INT (J. Jones) | 2 | 0-0 | JAX-6 | INT |
| 11/03 | Detroit | J. Love INT (K. Joseph) | 2 | 3-17 | GB-27 | TD |
| 11/17 | -- | -- | -- | -- | -- | -- |
| 11/24 | -- | -- | -- | -- | -- | -- |
| 11/28 | -- | -- | -- | -- | -- | -- |
| 12/05 | -- | -- | -- | -- | -- | -- |
| 12/15 | -- | -- | -- | -- | -- | -- |
| 12/23 | -- | -- | -- | -- | -- | -- |
| 12/29 | -- | -- | -- | -- | -- | -- |
| 01/05 | -- | -- | -- | -- | -- | -- |

2024 REGULAR SEASON - SPECIAL TEAMS/MISC TAKEAWAYS

| DATE | OPPONENT | TAKEAWAY | QTR. | SCORE | YD-LINE | RESULT |
|-------|-----------|---------------------------------|------|-------|---------|--------|
| 09/29 | Minnesota | B. Melton FR (J. Nailor fumble) | 2 | 0-28 | MIN-3 | TD |

2024 REGULAR SEASON - SPECIAL TEAMS/MISC GIVEAWAYS

| DATE | OPPONENT | TAKEAWAY | QTR. | SCORE | YD-LINE | RESULT |
|-------|----------|------------------------------|------|-------|---------|--------|
| 10/20 | Houston | C. Ballentine; M. Stewart FR | 2 | 7-3 | GB-11 | TD |

2024 REGULAR SEASON - TURNOVERS

| | | |
|-----------------------|--|---|
| Offense: | 12 Giveaways 46 Points (6 TD, 2 FG) | Ratio +6 (19 takes, 13 gives) |
| Defense: | 18 Takeaways 55 Points (6 TD, 4 FG) | |
| Special Teams: | 1 Giveaway 7 Points (1 TD, 0 FG) | Points Off Turnovers Ratio +9 (62 scored, 53 allowed) |

TAKEAWAY/GIVEAWAY CHART

| DATE | OPPONENT | GB +/- RATIO | GB TAKES | POINTS OFF TAKES | GB GIVES | POINTS OFF GIVES | POINTS OFF TO RATIO |
|--------|-----------------|--------------|--------------------|------------------|--------------------|------------------|---------------------|
| 09/06 | at Philadelphia | +2 | 3 (1 FUM, 2 INT) | 9 | 1 (0 FUM, 1 INT) | 7 | +2 |
| 09/15 | Indianapolis | +2 | 3 (0 FUM, 3 INT) | 0 | 1 (1 FUM, 0 INT) | 0 | 0 |
| 09/22 | at Tennessee | +3 | 3 (1 FUM, 2 INT) | 7 | 0 (0 FUM, 0 INT) | 0 | +7 |
| 09/29 | Minnesota | -1 | 3 (2 FUM, 1 INT) | 15 | 4 (1 FUM, 3 INT) | 14 | +1 |
| 10/06 | at L.A. Rams | +1 | 2 (1 FUM, 1 INT) | 14 | 1 (0 FUM, 1 INT) | 6 | +8 |
| 10/13 | Arizona | +2 | 3 (3 FUM, 0 INT) | 3 | 1 (0 FUM, 1 INT) | 3 | 0 |
| 10/20 | Houston | -3 | 0 (0 FUM, 0 INT) | 0 | 3 (1 FUM, 2 INT) | 16 | -16 |
| 10/27 | at Jacksonville | +1 | 2 (1 FUM, 1 INT) | 14 | 1 (0 FUM, 1 INT) | 0 | +14 |
| 11/03 | Detroit | -1 | 0 (0 FUM, 0 INT) | 0 | 1 (0 FUM, 1 INT) | 6 | -6 |
| 11/17 | | -- | -- | -- | -- | -- | -- |
| 11/24 | | -- | -- | -- | -- | -- | -- |
| 11/28 | | -- | -- | -- | -- | -- | -- |
| 12/05 | | -- | -- | -- | -- | -- | -- |
| 12/15 | | -- | -- | -- | -- | -- | -- |
| 12/23 | | -- | -- | -- | -- | -- | -- |
| 12/29 | | -- | -- | -- | -- | -- | -- |
| TBD | | -- | -- | -- | -- | -- | -- |
| TOTALS | | +6 | 19 (9 FUM, 10 INT) | 62 | 13 (3 FUM, 10 INT) | 52 | +10 |

TEAM HIGHS AND LOWS

2024 REGULAR SEASON GREEN BAY PACKERS OFFENSIVE HIGHS AND LOWS
(THROUGH WEEK 9)

| HIGH | DATE | OPPONENT | CATEGORY | OPPONENT | DATE | LOW |
|--------|-------|------------------|--------------------------------|------------------|-------|--------|
| 34 | 10/13 | vs. Arizona | Points | vs. Detroit | 11/3 | 14 |
| 22 | 9/29 | vs. Minnesota | Points in a Quarter | vs. Indianapolis | 9/15 | 0 |
| 24 | 10/13 | vs. Arizona | Points in a Half | vs. Minnesota | 9/29 | |
| 4 | 9/29 | vs. Minnesota | Total Touchdowns | at L.A. Rams | 10/6 | |
| 74 | 9/29 | vs. Minnesota | Total Plays | vs. Houston | 10/20 | 56 |
| 465 | 9/29 | vs. Minnesota | Total Net Yards | vs. Houston | 10/20 | 277 |
| 27 | 10/13 | vs. Arizona | Total First Downs | at Tennessee | 9/22 | 16 |
| 13 | 9/15 | vs. Indianapolis | First Downs Rushing | vs. Minnesota | 9/29 | 3 |
| 19 | 9/29 | vs. Minnesota | First Downs Passing | vs. Indianapolis | 9/15 | 6 |
| 3 | 9/6 | at Philadelphia | First-Down Penalties | at Tennessee | 9/22 | 0 |
| 58.8% | 9/15 | vs. Indianapolis | Third-Down Efficiency | vs. Indianapolis | 9/15 | 0 |
| 7.1 | 9/6 | at Philadelphia | Average Yards Per Play | at L.A. Rams | 10/6 | 12.5% |
| 261 | 9/15 | vs. Indianapolis | Total Net Yards Rushing | vs. Houston | 10/20 | 4.9 |
| 53 | 9/15 | vs. Indianapolis | Rushing Attempts | vs. Houston | 10/20 | 82 |
| 7.8 | 9/6 | at Philadelphia | Rushing Average Yards | vs. Minnesota | 9/29 | 19 |
| 2 | 10/27 | at Jacksonville | Rushing Touchdowns | vs. Indianapolis | 10/20 | 4.1 |
| 379 | 9/29 | vs. Minnesota | Total Net Yards Passing | vs. Minnesota | 9/15 | 0 |
| 54 | 9/29 | vs. Minnesota | Passing Attempts | vs. Arizona | 10/13 | |
| 32 | 9/29 | vs. Minnesota | Passing Completions | vs. Houston | 10/20 | 5.4 |
| 4 | 9/29 | vs. Minnesota | Passing Touchdowns | vs. Indianapolis | 9/15 | 0 |
| 9 | 10/27 | at Jacksonville | Passing Yards Average | vs. Detroit | 11/3 | 0 |
| 3 | 9/29 | vs. Minnesota | Passes Thrown for Interception | vs. Houston | 10/20 | 0 |
| 3 | 9/22 | at Tennessee | Times Sacked | vs. Indianapolis | 9/15 | 0 |
| 3 | 9/22 | at Tennessee | QB Sacks | vs. Arizona | 10/13 | |
| 25 | 10/20 | vs. Houston | Sack Yards Lost | vs. Detroit | 11/3 | 0 |
| 5 | 9/22 | at Tennessee | Total Punts | vs. Indianapolis | 9/15 | 0 |
| 284 | 10/20 | vs. Houston | Total Punt Yards | vs. Arizona | 10/13 | 1 |
| 60 | 9/29 | vs. Minnesota | Punt Gross Average Yards | vs. Arizona | 10/13 | 46 |
| 56.7 | 9/29 | vs. Minnesota | Punt Net Average Yards | at Philadelphia | 9/6 | 37 |
| 3 | 10/13 | vs. Arizona | Punt Returns | at Tennessee | 9/22 | 36 |
| 47 | 10/13 | vs. Arizona | Punt Return Yards | at Philadelphia | 9/6 | 0 |
| 15.7 | 10/13 | vs. Arizona | Punt Return Yards Average | at L.A. Rams | 10/6 | |
| 2 | 10/13 | vs. Arizona | Kickoff Returns | vs. Indianapolis | 9/15 | 0.0 |
| 60 | 10/13 | vs. Arizona | Kickoff Return Yards | vs. Indianapolis | 10/6 | |
| 10 | 9/6 | at Philadelphia | Total Penalties | at Tennessee | 9/15 | 0 |
| 75 | 9/22 | at Tennessee | Penalty Yards | at Tennessee | 9/22 | 0 |
| 3 | 11/3 | vs. Detroit | Total Fumbles | vs. Arizona | 10/13 | |
| 1 | 9/15 | vs. Indianapolis | Fumbles Lost | at Jacksonville | 10/27 | |
| 40:11 | 9/15 | vs. Indianapolis | Time of Possession | at Philadelphia | 9/6 | 0 |
| 4 | 9/29 | vs. Minnesota | Turnovers | at Tennessee | 9/22 | 0 |
| 78,335 | 9/29 | vs. Minnesota | Attendance | at Philadelphia | 9/6 | 47,236 |

TEAM HIGHS AND LOWS

2024 REGULAR SEASON GREEN BAY PACKERS DEFENSIVE HIGHS AND LOWS (THROUGH WEEK 9)

| HIGH | DATE | OPPONENT | CATEGORY | OPPONENT | DATE | LOW |
|--------|-------|------------------|---------------------------------------|------------------|-------|--------|
| 34 | 9/6 | at Philadelphia | Points | vs. Indianapolis | 9/15 | 10 |
| 17 | 9/6 | at Philadelphia | Points in a Quarter | at Philadelphia | 9/6 | 0 |
| | | | | vs. Indianapolis | 9/15 | |
| | | | | at Tennessee | 9/22 | |
| | | | | vs. Minnesota | 9/29 | |
| | | | | at L.A. Rams | 10/6 | |
| | | | | vs. Arizona | 10/13 | |
| | | | | ...3 more at 0. | | |
| 28 | 9/29 | vs. Minnesota | Points in a Half | vs. Indianapolis | 9/15 | 0 |
| 4 | 9/6 | at Philadelphia | Total Touchdowns | vs. Indianapolis | 9/15 | 1 |
| | | | | vs. Arizona | 10/13 | |
| 76 | 10/6 | at L.A. Rams | Total Plays | vs. Indianapolis | 9/15 | 53 |
| | | | | at Tennessee | 9/22 | |
| 410 | 9/6 | at Philadelphia | Total Net Yards | vs. Houston | 10/20 | 197 |
| 25 | 9/6 | at Philadelphia | Total First Downs | vs. Houston | 10/20 | 15 |
| 12 | 10/6 | at L.A. Rams | First Downs Rushing | at Tennessee | 9/22 | 3 |
| 14 | 9/6 | at Philadelphia | First Downs Passing | vs. Houston | 10/20 | 6 |
| 3 | 9/6 | at Philadelphia | First-Down Penalties | vs. Houston | 10/20 | 0 |
| | | | | at Jacksonville | 10/27 | |
| 50.0% | 10/6 | at L.A. Rams | Third-Down Efficiency | at Jacksonville | 10/27 | 11.1% |
| 7 | 10/27 | at Jacksonville | Average Yards Per Play | vs. Houston | 10/20 | 3.4 |
| 144 | 9/6 | at Philadelphia | Total Net Yards Rushing | at Tennessee | 9/22 | 33 |
| 38 | 9/6 | at Philadelphia | Rushing Attempts | at Tennessee | 9/22 | 11 |
| 7.8 | 9/15 | vs. Indianapolis | Rushing Average Yards | at Tennessee | 9/22 | 3 |
| 2 | 9/6 | at Philadelphia | Rushing Touchdowns | vs. Indianapolis | 9/15 | 0 |
| | | | | at Tennessee | 9/22 | |
| | | | | vs. Arizona | 10/13 | |
| 299 | 10/27 | at Jacksonville | Total Net Yards Passing | vs. Houston | 10/20 | 55 |
| 45 | 10/6 | at L.A. Rams | Passing Attempts | vs. Houston | 10/20 | 21 |
| 29 | 10/6 | at L.A. Rams | Passing Completions | vs. Houston | 10/20 | 10 |
| 3 | 9/29 | vs. Minnesota | Passing Touchdowns | vs. Houston | 10/20 | 0 |
| 9.1 | 10/27 | at Jacksonville | Passing Yards Average | vs. Houston | 10/20 | 2.2 |
| 3 | 9/15 | vs. Indianapolis | Passes Thrown for Interception | vs. Arizona | 10/13 | 0 |
| | | | | vs. Houston | 10/20 | |
| | | | | vs. Detroit | 11/3 | |
| 8 | 9/22 | at Tennessee | Times Sacked | vs. Arizona | 10/13 | 0 |
| 8 | 9/22 | at Tennessee | QB Sacks | vs. Arizona | 10/13 | 0 |
| 56 | 9/22 | at Tennessee | Sack Yards Lost | vs. Arizona | 10/13 | 0 |
| 6 | 10/20 | vs. Houston | Total Punts | at Philadelphia | 9/6 | 2 |
| 307 | 10/20 | vs. Houston | Total Punt Yards | at Philadelphia | 9/6 | 101 |
| 59.6 | 10/27 | at Jacksonville | Punt Gross Average Yards | at L.A. Rams | 10/6 | 43 |
| 50.5 | 9/6 | at Philadelphia | Punt Net Average Yards | vs. Arizona | 10/13 | 36 |
| 4 | 10/20 | vs. Houston | Punt Returns | at Philadelphia | 9/6 | 0 |
| | | | | vs. Indianapolis | 9/15 | |
| | | | | vs. Arizona | 10/13 | |
| | | | | vs. Detroit | 11/3 | |
| 26 | 10/20 | vs. Houston | Punt Return Yards | at Philadelphia | 9/6 | 0 |
| | | | | vs. Indianapolis | 9/15 | |
| | | | | at L.A. Rams | 10/6 | |
| | | | | vs. Arizona | 10/13 | |
| | | | | vs. Detroit | 11/3 | |
| 12.0 | 9/22 | at Tennessee | Punt Return Yards Average | at Philadelphia | 9/6 | 0.0 |
| | | | | vs. Indianapolis | 9/15 | |
| | | | | at L.A. Rams | 10/6 | |
| | | | | vs. Arizona | 10/13 | |
| | | | | vs. Detroit | 11/3 | |
| 6 | 10/13 | vs. Arizona | Kickoff Returns | vs. Indianapolis | 9/15 | 0 |
| 156 | 10/13 | vs. Arizona | Kickoff Return Yards | vs. Indianapolis | 9/15 | 0 |
| 13 | 10/13 | vs. Arizona | Total Penalties | at Tennessee | 9/22 | 2 |
| 100 | 10/13 | vs. Arizona | Penalty Yards | at Tennessee | 9/22 | 15 |
| 3 | 9/15 | vs. Indianapolis | Total Fumbles | vs. Houston | 10/20 | 0 |
| | | | | vs. Detroit | 11/3 | |
| 3 | 10/13 | vs. Arizona | Fumbles Lost | vs. Indianapolis | 9/15 | 0 |
| | | | | vs. Houston | 10/20 | |
| | | | | vs. Detroit | 11/3 | |
| 32:47 | 9/6 | at Philadelphia | Time of Possession | vs. Indianapolis | 9/15 | 19:49 |
| 3 | 9/6 | at Philadelphia | Turnovers | vs. Houston | 10/20 | 0 |
| | | | | vs. Detroit | 11/3 | |
| 78,335 | 9/29 | vs. Minnesota | Attendance | at Philadelphia | 9/6 | 47,236 |

INDIVIDUAL SINGLE-GAME HIGHS

2024 REGULAR SEASON PACKERS INDIVIDUAL SINGLE-GAME HIGHS

| | | | | | | | | |
|--|------|------------------|---------------|-------|------|---------------------|---------------|-------|
| Touchdowns | 2 | Josh Jacobs | at Jaguars | 10/27 | 3 | Saquon Barkley | at Eagles | 09/06 |
| | | Romeo Doubs | vs. Cardinals | 10/13 | | | | |
| | | Tucker Kraft | at Rams | 10/06 | | | | |
| | | Dontayvion Wicks | vs. Vikings | 09/29 | | | | |
| | | Jayden Reed | at Eagles | 09/06 | | | | |
| Passes Attempted | 54 | Jordan Love | vs. Vikings | 09/29 | 45 | Matthew Stafford | at Rams | 10/06 |
| Passes Completed | 32 | Jordan Love | vs. Vikings | 09/29 | 29 | Matthew Stafford | at Rams | 10/06 |
| Completion Percentage | 85.7 | Malik Willis | vs. Colts | 09/15 | 81.8 | Jared Goff | vs. Lions | 11/03 |
| Passing Yards | 389 | Jordan Love | vs. Vikings | 09/29 | 308 | Trevor Lawrence | at Jaguars | 10/27 |
| Yards Per Attempt | 11.2 | Malik Willis | at Jaguars | 10/27 | 9.8 | Sam Darnold | vs. Vikings | 09/29 |
| Touchdown Passes | 4 | Jordan Love | vs. Cardinals | 10/13 | 3 | Sam Darnold | vs. Vikings | 09/29 |
| | | Jordan Love | vs. Vikings | 09/29 | | | | |
| Pass Receptions | 8 | Romeo Doubs | vs. Texans | 10/20 | 8 | Trey McBride | vs. Cardinals | 10/13 |
| Receiving Yards | 139 | Jayden Reed | vs. Vikings | 09/29 | 119 | A.J. Brown | at Eagles | 09/06 |
| Touchdown Receptions | 2 | Romeo Doubs | vs. Cardinals | 10/13 | 1 | Amon-Ra St. Brown | vs. Lions | 11/03 |
| | | Tucker Kraft | at Rams | 10/06 | | Evan Engram | at Jaguars | 10/27 |
| | | Dontayvion Wicks | vs. Vikings | 09/29 | | Brian Thomas Jr. | at Jaguars | 10/27 |
| | | | | | | Michael Wilson | vs. Cardinals | 10/13 |
| | | | | | | Demarcus Robinson | at Rams | 10/06 |
| | | | | | | Jordan Addison | vs. Vikings | 09/29 |
| | | | | | | Justin Jefferson | vs. Vikings | 09/29 |
| | | | | | | Josh Oliver | vs. Vikings | 09/29 |
| | | | | | | DeAndre Hopkins | at Titans | 09/22 |
| | | | | | | Nick Vannett | at Titans | 09/22 |
| | | | | | | Alec Pierce | vs. Colts | 09/15 |
| | | | | | | Saquon Barkley | at Eagles | 09/06 |
| | | | | | | A.J. Brown | at Eagles | 09/06 |
| Rushing Yards | 151 | Josh Jacobs | vs. Colts | 09/15 | 115 | Joe Mixon | vs. Texans | 10/20 |
| Rushing Attempts | 32 | Josh Jacobs | vs. Colts | 09/15 | 25 | Joe Mixon | vs. Texans | 10/20 |
| Rushing Average | 7.7 | Emanuel Wilson | vs. Cardinals | 10/13 | 8.6 | Jonathan Taylor | vs. Colts | 09/15 |
| Rushing Touchdowns | 2 | Josh Jacobs | at Jaguars | 10/27 | 2 | Joe Mixon | vs. Texans | 10/20 |
| | | | | | | Saquon Barkley | at Eagles | 09/06 |
| Yards From Scrimmage | 171 | Jayden Reed | at Eagles | 09/06 | 139 | Aaron Jones Sr. | vs. Vikings | 09/29 |
| Combined Net Yards | 171 | Jayden Reed | at Eagles | 09/06 | 139 | Aaron Jones Sr. | vs. Vikings | 09/29 |
| Interceptions Made | 1 | Xavier McKinney | at Jaguars | 10/27 | 1 | Kerby Joseph | vs. Lions | 11/03 |
| | | Xavier McKinney | at Rams | 10/06 | | Jarrian Jones | at Jaguars | 10/27 |
| | | Xavier McKinney | vs. Vikings | 09/29 | | Calen Bullock | vs. Texans | 10/20 |
| | | Jaire Alexander | at Titans | 09/22 | | Neville Hewitt | vs. Texans | 10/20 |
| | | Xavier McKinney | at Titans | 09/22 | | Sean Murphy-Bunting | vs. Cardinals | 10/13 |
| | | Xavier McKinney | vs. Colts | 09/15 | | Jaylen McCollough | at Rams | 10/06 |
| | | Evan Williams | vs. Colts | 09/15 | | Shaq Griffin | vs. Vikings | 09/29 |
| | | Eric Wilson | vs. Colts | 09/15 | | Kamu Grugier-Hill | vs. Vikings | 09/29 |
| | | Jaire Alexander | at Eagles | 09/06 | | Byron Murphy Jr. | vs. Vikings | 09/29 |
| | | Xavier McKinney | at Eagles | 09/06 | | Reed Blankenship | at Eagles | 09/06 |
| Interceptions Thrown | 3 | Jordan Love | vs. Vikings | 09/29 | 3 | Anthony Richardson | vs. Colts | 09/15 |
| INT Return Yards | 35 | Jaire Alexander | at Titans | 09/22 | 45 | Neville Hewitt | vs. Texans | 10/20 |
| Tackles | 12 | Quay Walker | vs. Lions | 11/03 | 15 | Nick Cross | vs. Colts | 09/15 |
| | | | | | | Zack Baun | at Eagles | 09/06 |
| Sacks | 2.0 | Eric Wilson | vs. Texans | 10/20 | 2.0 | Kobie Turner | at Rams | 10/06 |
| | | Preston Smith | at Titans | 09/22 | | Kenneth Murray Jr. | at Titans | 09/22 |
| | | Devonte Wyatt | at Titans | 09/22 | | Zack Baun | at Eagles | 09/06 |
| Punts | 5 | Daniel Whelan | at Jaguars | 10/27 | 6 | Tommy Townsend | vs. Texans | 10/20 |
| | | Daniel Whelan | vs. Texans | 10/20 | | | | |
| | | Daniel Whelan | at Rams | 10/06 | | | | |
| | | Daniel Whelan | at Titans | 09/22 | | | | |
| Punts Inside the 20 | 3 | Daniel Whelan | at Jaguars | 10/27 | 4 | Tommy Townsend | vs. Texans | 10/20 |
| | | Daniel Whelan | vs. Colts | 09/15 | | | | |
| Punting Average | 60.0 | Daniel Whelan | vs. Vikings | 09/29 | 59.6 | Logan Cooke | at Jaguars | 10/27 |
| Punt Returns | 2 | Jayden Reed | vs. Lions | 11/03 | 2 | Parker Washington | at Jaguars | 10/27 |
| | | Keisean Nixon | vs. Cardinals | 10/13 | | Tank Dell | vs. Texans | 10/20 |
| | | Jayden Reed | at Titans | 09/22 | | Desmond King II | vs. Texans | 10/20 |
| Punt Return Yards | 39 | Keisean Nixon | vs. Cardinals | 10/13 | 24 | J'ha'Quan Jackson | at Titans | 09/22 |
| | | | | | | Tank Dell | vs. Texans | 10/20 |
| Kickoff Returns | 2 | Keisean Nixon | vs. Lions | 11/03 | 3 | DeeJay Dallas | vs. Cardinals | 10/13 |
| | | Keisean Nixon | vs. Texans | 10/20 | | Blake Corum | at Rams | 10/06 |
| | | Keisean Nixon | vs. Cardinals | 10/13 | | J'ha'Quan Jackson | at Titans | 09/22 |
| Kickoff Return Yards | 60 | Keisean Nixon | vs. Cardinals | 10/13 | 84 | J'ha'Quan Jackson | at Titans | 09/22 |
| Field Goals Attempted | 4 | Brayden Narveson | vs. Colts | 09/15 | 3 | Ka'imi Fairbairn | vs. Texans | 10/20 |
| | | Brayden Narveson | at Eagles | 09/06 | | | | |
| Field Goals Made | 3 | Brandon McManus | at Jaguars | 10/27 | 3 | Ka'imi Fairbairn | vs. Texans | 10/20 |
| | | Brayden Narveson | at Titans | 09/22 | | | | |
| | | Brayden Narveson | vs. Colts | 09/15 | | | | |
| | | Brayden Narveson | at Eagles | 09/06 | | | | |
| 2024 REGULAR SEASON GREEN BAY PACKERS LONGEST PLAYS | | | | | | | | |
| Run From Scrimmage | 38 | Josh Jacobs | at Jaguars | 10/27 | 34 | Saquon Barkley | at Eagles | 09/06 |
| Touchdown Run | 38 | Josh Jacobs | at Jaguars | 10/27 | 15 | Jahmyr Gibbs | vs. Lions | 11/03 |
| Passing Long | 70 | Jordan Love | at Eagles | 09/06 | 67 | Jalen Hurts | at Eagles | 09/06 |
| Touchdown Pass Long | 70 | Jordan Love | at Eagles | 09/06 | 67 | Jalen Hurts | at Eagles | 09/06 |
| Pass Reception | 70 | Jayden Reed | at Eagles | 09/06 | 67 | A.J. Brown | at Eagles | 09/06 |
| Touchdown Reception | 70 | Jayden Reed | at Eagles | 09/06 | 67 | A.J. Brown | at Eagles | 09/06 |
| Interception Return | 35 | Jaire Alexander | at Titans | 09/22 | 45 | Neville Hewitt | vs. Texans | 10/20 |
| Longest INT Return for TD | 35 | Jaire Alexander | at Titans | 09/22 | 27 | Kerby Joseph | vs. Lions | 11/03 |
| Longest Opponent's Fumble Return | 7 | Xavier McKinney | at Rams | 10/06 | | | | |
| Punt Return | 39 | Keisean Nixon | vs. Cardinals | 10/13 | 13 | Tank Dell | vs. Texans | 10/20 |
| | | | | | | J'ha'Quan Jackson | at Titans | 09/22 |
| Kickoff Return | 37 | Keisean Nixon | vs. Cardinals | 10/13 | 42 | Dameon Pierce | vs. Texans | 10/20 |
| Punt | 74 | Daniel Whelan | vs. Vikings | 09/29 | 73 | Logan Cooke | at Jaguars | 10/27 |
| Field Goal | 47 | Brayden Narveson | at Titans | 09/22 | 52 | Ka'imi Fairbairn | vs. Texans | 10/20 |
| Field Goal Attempt | 49 | Brayden Narveson | vs. Vikings | 09/29 | 52 | Ka'imi Fairbairn | vs. Texans | 10/20 |

TEAM RECORD WHEN...

PACKERS REGULAR SEASON RECORD WHEN...

| CATEGORY | 2024 | | 2024 | |
|------------------------------------|--------|-----------|------------------------------------|---------------|
| | SEASON | FROM 1992 | SEASON | FROM 1992 |
| | W-L-T | W-L-T | W-L-T | W-L-T |
| PACKERS AT HOME | 3-2 | 196-64-2 | ON SUNDAY NIGHT | 0-0 36-18 |
| PACKERS ON THE ROAD | 3-1 | 133-129 | ON THURSDAY NIGHT | 0-0 14-12 |
| PACKERS ON GRASS | 4-3 | 269-116-2 | ON MONDAY NIGHT | 0-0 30-24 |
| PACKERS ON ARTIFICIAL TURF | 2-0 | 60-77 | ON SATURDAY | 0-0 6-1 |
| PACKERS IN DOMES | 0-0 | 44-45 | | |
| PACKERS OUTDOORS | 5-3 | 271-142-2 | KICKOFF AT 12:00 CST | 5-1 170-94-2 |
| | | | KICKOFF AT 3:00/3:05/3:15/3:35 CST | 1-1 72-42 |
| PACKERS SCORE FIRST | 5-2 | 211-75-2 | | |
| OPPONENT SCORES FIRST | 1-1 | 116-118 | VS. NFC | 2-3 247-140-2 |
| | | | VS. OWN DIVISION OVERALL | 0-2 140-72-2 |
| PACKERS LEAD AFTER 1ST QUARTER | 4-2 | 182-53-1 | VS. OWN DIVISION AT HOME | 0-2 80-26-2 |
| PACKERS TRAIL AFTER 1ST QUARTER | 1-1 | 70-91 | VS. OWN DIVISION ON THE ROAD | 0-0 60-46 |
| PACKERS LEAD AT HALFTIME | 4-1 | 251-48-2 | VS. AFC | 4-0 82-53 |
| PACKERS TRAIL AT HALFTIME | 2-2 | 61-125-1 | | |
| SCORE TIED AT HALFTIME | 0-0 | 17-19 | OPPONENTS HAVE 100-YARD RUSHER | 3-1 59-62-1 |
| PACKERS LEAD AFTER 3RD QUARTER | 6-0 | 277-33-2 | WITH A 300-YARD PASSER | 0-1 87-42 |
| PACKERS TRAIL AFTER 3RD QUARTER | 0-3 | 34-152-1 | VERSUS A 100-YARD RECEIVER | 0-1 98-71-2 |
| GAME GOES TO OVERTIME | 0-0 | 13-9-2 | VERSUS A 300-YARD PASSER | 1-0 52-35-2 |
| | | | WITH A 100-YARD RECEIVER | 0-3 67-46 |
| PACKERS HAVE 100-YARD RUSHER | 2-0 | 92-21-1 | | |
| PACKERS HAVE 300 NET PASSING YARDS | 0-1 | 86-42 | | |
| PACKERS HAVE 100-YARD RECEIVER | 0-3 | 149-63 | | |

THE LAST TIME

BY PACKERS

BY OPPONENT

PASSING

| | | |
|---|----------------------------|--|
| * Never Has Happened * | 500+ YARDS PASSING | 503 yards, Philip Rivers vs. San Diego, 10/18/15 |
| 54 att., Jordan Love vs. Minnesota, 09/29/24 | 40+ PASS ATTEMPTS | 45 att., Matthew Stafford @ L.A. Rams, 10/06/24 |
| 54 att., Jordan Love vs. Minnesota, 09/29/24 | 50+ PASS ATTEMPTS | 53 att., Mitchell Trubisky vs. Chicago, 12/15/19 |
| 429 yards, Aaron Rodgers vs. Oakland, 10/20/19 | 400+ YARDS PASSING | 463 yards, Dak Prescott @ Dallas, 10/06/19 |
| 389 yards, Jordan Love vs. Minnesota, 09/29/24 | 300+ YARDS PASSING | 308 yards, Trevor Lawrence @ Jacksonville, 10/27/24 |
| * Never Has Happened * | SEVEN TOUCHDOWN PASSES | * Never Has Happened * |
| 6 tds, Aaron Rodgers (1, 4, 73, 40, 56, 18) vs. Chicago, 11/09/14 | SIX TOUCHDOWN PASSES | 6 tds, Tommy Kramer (23, 13, 36, 2, 17, 7) @ Minnesota, 09/28/86 |
| 5 tds, Aaron Rodgers vs. Oakland, 10/20/19 | FIVE TOUCHDOWN PASSES | 5 tds, Jameis Winston @ New Orleans, 09/12/21 |
| 4 tds, Jordan Love: (5, 10, 44, 20) vs. Arizona, 10/13/24 | FOUR TOUCHDOWN PASSES | 4 tds, Baker Mayfield: (19, 26, 2, 52) vs. Tampa Bay, 12/17/23 |
| 3 tds, Jordan Love: (14, 30, 8) vs. Houston, 10/20/24 | THREE TOUCHDOWN PASSES | 3 tds, Sam Darnold: (29, 2, 14) vs. Minnesota, 09/29/24 |
| * Never Has Happened * | SEVEN INTERCEPTIONS THROWN | * Never Has Happened * |
| 6, Tom O'Malley vs. Detroit, 09/17/50 | SIX INTERCEPTIONS THROWN | 6, Don Horn vs. Denver, 09/26/71 |
| 5 ints, Brett Favre @ Cincinnati, 10/30/05 | FIVE INTERCEPTIONS THROWN | 5 ints, Russell Wilson vs. Seattle, 12/11/16 |
| 4 ints, Brett Favre vs. Chicago, 12/25/05 | FOUR INTERCEPTIONS THROWN | 4 ints, Baker Mayfield vs. Cleveland, 12/25/21 |
| 3 ints, Jordan Love vs. Minnesota, 09/29/24 | THREE INTERCEPTIONS THROWN | 3 ints, Anthony Richardson vs. Indianapolis, 09/15/24 |
| 2 ints, Jordan Love vs. Houston, 10/20/24 | TWO INTERCEPTIONS THROWN | 2 ints, Will Lewis @ Tennessee, 09/22/24 |

RUSHING

| | | |
|--|-----------------------------------|---|
| * Never Has Happened * | 300+ YARDS RUSHING | * Never Has Happened * |
| 218 yards, Ahman Green vs. Denver, 12/28/03 | 200+ YARDS RUSHING | 210 yards, Adrian Peterson vs. Minnesota, 12/02/12 |
| 151 yards, Josh Jacobs vs. Indianapolis, 09/15/24 | 150-199 YARDS RUSHING | 157 yards, Jalen Hurts @ Philadelphia, 11/27/22 |
| 127 yards, Josh Jacobs @ Jacksonville, 10/27/24 | 100+ YARDS RUSHING | 115 yards, Joe Mixon vs. Houston, 10/20/24 |
| 127 yards, Josh Jacobs @ Jacksonville, 10/27/24 | 100-149 YARDS RUSHING | 115 yards, Joe Mixon vs. Houston, 10/20/24 |
| 106 yards/106 yards, DeShawn Wynn/Ryan Grant vs. Detroit, 12/28/08 | TWO 100-YARD RUSHERS | 157 yards/143 yards, Jalen Hurts/Miles Sanders @ Philadelphia, 11/27/22 |
| 95 yards, Josh Jacobs vs. Detroit, 11/03/24 | 75+ YARDS RUSHING | 78 yards, Tank Bigsby @ Jacksonville, 10/27/24 |
| 62 yards/54 yards, Josh Jacobs/Emanuel Wilson vs. Arizona, 10/13/24 | 50-74 YARDS RUSHING | 73 yards/65 yards, David Montgomery/Jahmyr Gibbs vs. Detroit, 11/03/24 |
| * Never Has Happened * | FIVE TOUCHDOWNS RUSHING | * Never Has Happened * |
| 4 tds, Aaron Jones: (18, 3, 5, 1) @ Dallas, 10/06/19 | FOUR TOUCHDOWNS RUSHING | 4 tds, DeAngelo Williams: (1, 1, 1, 1) vs. Carolina, 11/30/08 |
| 3 tds, Aaron Jones: (5, 1, 13) vs. Carolina, 11/10/19 | THREE TOUCHDOWNS RUSHING | 3 tds, David Montgomery: (3, 2, 1) vs. Detroit, 09/28/23 |
| 2 tds, Josh Jacobs: (3, 38) @ Jacksonville, 10/27/24 | TWO TOUCHDOWNS RUSHING | 2 tds, Joe Mixon: (2, 4) vs. Houston, 10/20/24 |
| Brandon Jackson: (6, 4)/Ryan Grant: (3, 56) vs. Seattle, 12/27/09 | TWO PLAYERS WITH TWO TDS RUSHING | Tony Dorsett (9, 33)/Robert Newhouse (14, 3) vs. Dallas, 11/12/78 |
| 1 td, Edgar Bennett (3, 1, 13)/Reggie Cobb (9)/ Brett Favre (38) @ Chicago, 10/31/94 | THREE PLAYERS WITH ONE TD RUSHING | 1 td, Alfred Anderson (8)/Ted Brown (12)/Darrin Nelson (12) vs. Minnesota, 12/07/86 |
| 32 att., Josh Jacobs vs. Indianapolis, 09/15/24 | 30+ RUSHING ATTEMPTS | 32 att., David Montgomery vs. Detroit, 09/28/23 |
| * Never Has Happened * | 40+ RUSHING ATTEMPTS | 40 att., Shaun Alexander @ Seattle, 11/27/06 |
| * Never Has Happened * | 400+ YARDS RUSHING (TEAM) | * Never Has Happened * |
| 303 yards, Green Bay 37, Baltimore Colts 14 @ Green Bay, 10/18/53 | 300+ YARDS RUSHING (TEAM) | 363 yards, Philadelphia 40, Green Bay 33 @ Philadelphia, 11/27/22 |
| 261 yards, Green Bay 16, Indianapolis 10 vs. Indianapolis, 09/15/24 | 200+ YARDS RUSHING (TEAM) | 363 yards, Philadelphia 40, Green Bay 33 @ Philadelphia, 11/27/22 |

RECEIVING

| | | |
|---|------------------------|--|
| 123 yards/115 yards, Marquez Valdes-Scantling/Davante Adams @ Minnesota, 11/21/21 | TWO 100-YARD RECEIVERS | 143 yards/103 yards, Jaylen Waddle/Tyreek Hill @ Miami, 12/25/22 |
| 113 yards, Jayden Reed vs. Detroit, 11/03/24 | 100+ YARDS RECEIVING | 119 yards, A.J. Brown @ Philadelphia, 09/06/24 |
| 206 yards, Davante Adams @ Cincinnati, 10/10/21 | 200+ YARDS RECEIVING | 226 yards, Amari Cooper @ Dallas, 10/06/19 |
| * Never Has Happened * | 300+ YARDS RECEIVING | * Never Has Happened * |

THE LAST TIME

| | | |
|--|------------------------------------|---|
| * Never Has Happened * | FIVE TOUCHDOWN RECEPTIONS | * Never Has Happened * |
| 4 tds, Sterling Sharpe (1, 36, 30, 5) @ Dallas, 11/24/94 | FOUR TOUCHDOWN RECEPTIONS | * Never Has Happened * |
| 3 tds, Christian Watson: (58, 39, 7) vs. Dallas, 11/13/22 | THREE TOUCHDOWN RECEPTIONS | 3 tds, Vincent Jackson: (23, 5, 29) @ San Diego, 11/06/11 |
| 2 tds, Romeo Doubs: (10, 20) vs. Arizona, 10/13/24 | TWO TOUCHDOWN RECEPTIONS | 2 tds, DJ Chark Jr.: (11, 10) @ Carolina, 12/24/23 |
| Jordy Nelson: (3, 11)/Randall Cobb: (2, 3) @ Chicago, 09/28/14 | TWO PLAYERS WITH TWO TD RECEPTIONS | Hassan Jones (36, 17)/Steven Jordan (23, 2) @ Minnesota, 09/28/86 |
| 206 yards, Davante Adams @ Cincinnati, 10/10/21 | 150+ YARDS RECEIVING | 155 yards, Chris Godwin vs. Tampa Bay, 12/17/23 |
| 10 , Robert Tonyan vs. N.Y. Jets, 10/16/22 | 10 OR MORE RECEPTIONS | 10 , Chris Godwin vs. Tampa Bay, 12/17/23 |

COMBINED YARDS

| | | |
|---|---|---|
| 111 yards/316 yards, Aaron Jones/Jordan Love vs. Chicago, 01/07/24 | 100-YARD RUSHER AND 300-YARD PASSER | 108 yards/307 yards, Christian McCaffrey/Kyle Allen vs. Carolina, 11/10/19 |
| 139 yards/389 yards, Jayden Reed/Jordan Love vs. Minnesota, 09/29/24 | 100-YARD RECEIVER AND 300-YARD PASSER | 155 yards/381 yards, Chris Godwin/Baker Mayfield vs. Tampa Bay, 12/17/23 |
| 111 yards/112 yards, Aaron Jones/Jayden Reed vs. Chicago, 01/07/24 | 100-YARD RUSHER AND 100-YARD RECEIVER | 109 yards/119 yards, Saquon Barkley/A.J. Brown @ Philadelphia, 09/06/24 |
| 111 yards/316 yards/112 yards, Aaron Jones/Jordan Love Jayden Reed vs. Chicago, 01/07/24 | 100-YARD RUSHER, 300-YARD PASSER, 100-YARD RECEIVER | 108 yards/307 yards/120 yards, Christian McCaffrey/Kyle Allen DJ Moore vs. Carolina, 11/10/19 |
| 132 yards/178/128 yards, James Starks/James Jones/Randall Cobb vs. Washington, 09/15/13 | 100-YARD RUSHER/TWO 100-YARD RECEIVERS | 137 yards/116/102 yards, Rob Kelley/Pierre Garcon/Jamison Crowder @ Washington, 11/20/16 |
| 123/115 yards/385 yards, Marquez Valdes-Scantling/Davante Adams/Aaron Rodgers @ Minnesota, 11/21/21 | TWO 100-YARD RECEIVERS/300-YARD PASSER | 143/103 yards/310 yards, Jaylen Waddle/Tyreek Hill/Tua Tagovailoa @ Miami, 12/25/22 |

DEFENSE

| | | |
|---|---|---|
| 35 yards, Jaire Alexander: (:58) (Shotgun) 8-W Lewis pass short right intended for 10-D.Hopkins INTERCEPTED by 23-J.Alexander at TEN 35. 23-J.Alexander for 35 yards, TOUCHDOWN. @ Tennessee, 09/22/24 | INTERCEPTED PASS RETURNED FOR A TOUCHDOWN | 27 yards, Kerby Joseph: (:42) (No Huddle, Shotgun) 10-J.Love pass short right intended for 8-J.Jacobs INTERCEPTED by 31-K.Joseph [34-A.Anzalone] at GB 27. 31-K.Joseph for 27 yards, TOUCHDOWN vs. Detroit, 11/03/24 |
| 27 yards, Jonathan Owens: (2:23) (Shotgun) 16-J.Goff sacked at DET 19 for -4 yards (52-R.Gary), FUMBLES (52-R.Gary) [52-R.Gary], RECOVERED by GB-34-J.Owens at DET 27. 34-J.Owens for 27 yards, TOUCHDOWN. The Replay Official reviewed the fumble ruling, and the play was Upheld. The ruling on the field stands. @ Detroit, 11/23/23 | FUMBLE RETURNED FOR A TOUCHDOWN | 15 yards, Desmond Trufant: (14:17) (Shotgun) 12-A.Rodgers sacked at GB 21 for -9 yards (44-V.Beasley), FUMBLES (44-V.Beasley) [44-V.Beasley], RECOVERED by ATL-21-D.Trufant at GB 15. 21-D.Trufant for 15 yards, TOUCHDOWN. The Replay Official reviewed the backward pass ruling, and the play was Upheld. The ruling on the field stands. @ Atlanta, 09/17/17 |
| Joshiah Deguara: (:15) (Punt formation) 6-J.Gillan left end ran oh in End Zone for -3 yards, SAFETY (81-J.Deguara). Penalty on NYG-27-J.Pinnock, Offensive Holding, declined. vs. N.Y. Giants, 10/09/22 | SAFETY SCORED | Mark Barron: (:254) 33-A.Jones up the middle tackled in End Zone for -1 yards, SAFETY (26-M.Barron). @ L.A. Rams, 10/28/18 |

| | | |
|---|---------------------------------|--|
| Green Bay 17, Seattle 0 vs. Seattle, 11/14/21 | SHUTOUT | Detroit 31, Green Bay 0 vs. Detroit, 12/30/18 |
| * Never Has Happened * | SIX-SACK GAME | * Never Has Happened * |
| 5.0 sk, Vonnie Holliday vs. Buffalo, 12/22/02 | FIVE-SACK GAME | 5.0 sk, Antwan Odom vs. Cincinnati, 09/20/09 |
| 4.0 sk, Kabeer Gbaja-Biamila @ Chicago, 01/02/05 | FOUR-SACK GAME | 4.0 sk, Chris Clemons @ Seattle, 09/24/12 |
| 3.0 sk, Rashan Gary @ Detroit, 11/23/23 | THREE-SACK GAME | 3.0 sk, Ezekiel Ansah @ Detroit, 12/31/17 |
| 2.0 sk, Eric Wilson vs. Houston, 10/20/24 | TWO-SACK GAME | 2.0 sk, Kobie Turner @ L.A. Rams, 10/06/24 |
| * Never Has Happened * | TWO INTERCEPTIONS BY TEAMMATES | Deltha O'Neal: (0:21)/Odell Thurman: (0:10) @ Cincinnati, 10/30/05 |
| 2 fr, Morgan Burnett @ Detroit, 11/28/13 | TWO OPPONENT FUMBLE RECOVERIES | 2 fr, Eric Kendricks @ Minnesota, 12/23/19 |
| 75t yards, Darnell Savage vs. Minnesota, 01/01/23 | 70+ YARD INTERCEPTION RETURN | 75t yards, William Jackson III vs. Cincinnati, 09/24/17 |
| 2 ints, Rudy Ford vs. Dallas, 11/13/22 | TWO INTERCEPTIONS | 2 ints, Robert Spillane @ Las Vegas, 10/09/23 |
| 3 ints, Tom Flynn vs. Detroit, 10/28/84 | THREE INTERCEPTIONS | 3 ints, Vencie Glenn @ Minnesota, 12/27/92 |
| 4 ints, Willie Buchanon @ San Diego, 09/24/78 | FOUR INTERCEPTIONS | * Never Has Happened * |
| 24 yards, Detroit 40, Green Bay 10 @ Detroit, 11/28/13 | LESS THAN 25 RUSHING YARDS | 16 yards, Green Bay 20, Tampa Bay 3 @ Tampa Bay, 12/21/14 |
| 27 yards, Detroit 34, Green Bay 20 vs. Detroit, 09/28/23 | LESS THAN 50 RUSHING YARDS | 33 yards, Green Bay 30, Tennessee 14 @ Tennessee, 09/22/24 |
| 91 yards, Green Bay 30, Jacksonville 27 @ Jacksonville, 10/27/24 | LESS THAN 100 RUSHING YARDS | 82 yards, Green Bay 24, Houston 22 vs. Houston, 10/20/24 |
| * Never Has Happened * | LESS THAN 50 NET PASSING YARDS | 48 yards, Green Bay 27, Chicago 10 vs. Chicago, 09/18/22 |
| 96 yards, Green Bay 24, Carolina 16 vs. Carolina, 12/19/20 | LESS THAN 100 NET PASSING YARDS | 55 yards, Green Bay 24, Houston 22 vs. Houston, 10/20/24 |
| 122 yards, Green Bay 16, Indianapolis 10 vs. Indianapolis, 09/15/24 | LESS THAN 150 NET PASSING YARDS | 137 yards, Detroit 24, Green Bay 14 vs. Detroit, 11/03/24 |

THE LAST TIME

| | | |
|---|---------------------------------|--|
| 139 yards, Green Bay 23, Minnesota 10 @ Minnesota, 12/23/19 | LESS THAN 150 YARDS NET OFFENSE | 140 yards, Denver 29, Green Bay 10 @ Denver, 11/01/15 |
| 197 yards, Green Bay 24, Houston 22 vs. Houston, 10/20/24 | LESS THAN 200 YARDS NET OFFENSE | 198 yards, San Francisco 37, Green Bay 8 @ San Francisco, 11/24/19 |
| 261 yards, Detroit 24, Green Bay 14 vs. Detroit, 11/03/24 | LESS THAN 300 YARDS NET OFFENSE | 277 yards, Green Bay 24, Houston 22 vs. Houston, 10/20/24 |
| 3 to, Green Bay 34, Arizona 13 vs. Arizona, 10/13/24 | FORCED THREE-PLUS TURNOVERS | 3 to, Green Bay 24, Houston 22 vs. Houston, 10/20/24 |
| 4 to, Minnesota 31, Green Bay 29 vs. Minnesota, 09/29/24 | FORCED FOUR-PLUS TURNOVERS | 4 to, Green Bay 41, Minnesota 17 vs. Minnesota, 01/01/23 |
| 5 to, Baltimore 23, Green Bay 0 vs. Baltimore, 11/19/17 | FORCED FIVE-PLUS TURNOVERS | 6 to, Green Bay 38, Seattle 10 vs. Seattle, 12/11/16 |
| 1 to, Detroit 24, Green Bay 14 vs. Detroit, 11/03/24 | AT LEAST ONE TURNOVER | 2 to, Green Bay 30, Jacksonville 27 @ Jacksonville, 10/27/24 |

SPECIAL TEAMS

| | | |
|---|---|---|
| 105 yards, Keisean Nixon: 1-G.Joseph kicks 70 yards from MIN 35 to 5- 25-K.Nixon for 105 yards, TOUCHDOWN. vs. Minnesota, 01/01/23 | KICKOFF RETURNED FOR A TOUCHDOWN | 99 yards, Andre Roberts: 2-M.Crosby kicks 64 yards from GB 35 to NYJ 1. 19-A.Roberts for 99 yards, TOUCHDOWN. @ N.Y. Jets, 12/13/23 |
| 55 yards, Micah Hyde: (5:04) 6-S.Martin punts 45 yards to GB 45. Center-49-D.Mulbach. 33-M.Hyde for 55 yards, TOUCHDOWN. vs. Detroit, 12/28/14 | PUNT RETURNED FOR A TOUCHDOWN | 76 yards, Rashid Shaheed: (10:47) 19-D.Whelan punts 40 yards to NO 24. Center-42-M.Orzech. 22-R.Shaheed for 76 yards, TOUCHDOWN. vs. New Orleans, 09/24/23 |
| 57 yards, Willie Buchanon (Chester Marcol, Kicker) @ New Orleans, 12/17/72 | BLOCKED FIELD GOAL RETURNED FOR A TOUCHDOWN | 61 yards, Shawn Springs: (8:10) R.Longwell 50 yard field goal is BLOCKED (L.King). Center-R.Davis, Holder-M.Hasselbeck, RECOVERED by SEA-S.Springs at SEA 39. S.Springs for 61 yards, TOUCHDOWN. vs. Seattle, 11/01/99 |
| Geronimo Allison: (7:33) 6-M.Wile punt is BLOCKED by 81-G.Allison, Center-47-K.McDermott, RECOVERED by GB-37-J.Jackson at MIN -1. TOUCHDOWN. vs. Minnesota, 09/16/18 | BLOCKED PUNT RETURNED FOR A TOUCHDOWN | Michæl Clemons: (5:52) 16-P.O'Donnell punt is BLOCKED by 72-M.Clemons, Center-56-J.Coco, RECOVERED by NYJ-39-W.Parks at GB 20. 39-W.Parks for 20 yards, TOUCHDOWN. vs. N.Y. Jets, 10/16/22 |
| 53 yards, Anders Carlson: (7:56) 17-A.Carlson 53 yard field goal is GOOD. Center-42-M.Orzech, Holder-19-D.Whelan. @ Carolina, 12/24/23 | MADE FIELD GOAL OF 50 YARDS OR LONGER | 52 yards, Ka'imi Fairbairn: (4:34) 15-K.Fairbairn 52 yard field goal is GOOD. Center-46-J.Weeks, Holder-6-T.Townsend. vs. Houston, 10/20/24 |
| 47 yards, Mason Crosby: (15:00) 2-M.Crosby 47 yard field goal is BLOCKED (95-C.Williams). Center-56-J.Coco, Holder-16-P.O'Donnell. vs. N.Y. Jets, 10/16/22 | BLOCKED FIELD GOAL | 44 yards, Greg Joseph: (9:50) 1-J.Gosch 44 yard field goal is BLOCKED (94-K.Brooks). Center-42-A.DePaola, Holder-14-R.Wright, RECOVERED by GB-34-J.Owens at GB 21. 34-J.Owens pushed ob at GB 44 for 23 yards (1-G.Joseph). vs. Minnesota, 10/29/23 |
| Pat O'Donnell: (11:59) 16-P.O'Donnell punt is BLOCKED by 44-J.Metellus, Center-56-J.Coco, recovered by GB-6-D.Leavitt at GB 4. 6-D.Leavitt to GB 1 for -3 yards (91-P.Jones). vs. Minnesota, 01/01/23 | BLOCKED PUNT | Matt Wile: (7:33) 6-M.Wile punt is BLOCKED by 81-G.Allison, Center-47-K.McDermott, RECOVERED by GB-37-J.Jackson at MIN -1. TOUCHDOWN. vs. Minnesota, 09/16/18 |
| Green Bay 17, Chicago 9 vs. Chicago, 01/07/24 | NO PUNTS | Green Bay 24, Washington 10 vs. Washington, 10/24/21 |
| Anders Carlson: 17-A.Carlson extra point is No Good, Wide Left, Center-42-M.Orzech, Holder-19-D.Whelan. @ Minnesota, 12/31/23 | MISSED POINT AFTER TOUCHDOWN ATTEMPT | Eddy Piñeiro/Eddy Piñeiro: 4-E.Pineiro extra point is No Good, Wide Left, Center-44-J.Jansen, Holder-10-J.Hekker. 4-E.Pineiro extra point is No Good, Wide Left, Center-44-J.Jansen, Holder-10-J.Hekker. @ Carolina, 12/24/23 |
| Joshua Karty [Colby Wooden blocked]: 16-J.Karty extra point is Blocked (96-C.Wooden). Center-47-A.Ward, Holder-42-E.Evans. @ L.A. Rams, 10/06/24 | POINT AFTER TOUCHDOWN ATTEMPT BLOCKED | Anders Carlson [Patrick Peterson blocked]: 17-A.Carlson extra point is Blocked (20-P.Peterson). Center-42-M.Orzech, Holder-19-D.Whelan. @ Pittsburgh, 11/12/23 |
| Jermaine Whitehead: 2-M.Crosby kicks inside 14 yards from GB 35 to GB 49. RECOVERED by GB-35-J.Whitehead. @ Detroit, 12/31/17 | SUCCESSFUL ONSIDE KICK | Khalil Herbert: 2-C.Santos kicks inside 19 yards from CHI 35 to GB 46. RECOVERED by CHI-24-K.Herbert. vs. Chicago, 12/12/21 |
| 4 fg, Mason Crosby: (36. 46. 28. 26) @ Miami, 12/25/22 | FOUR FIELD GOALS | 4 fg, Will Lutz: (32. 29. 35. 52) @ Denver, 10/22/23 |
| 5 fg, Mason Crosby: (37. 40. 31. 48. 36) vs. Minnesota, 09/16/18 | FIVE FIELD GOALS | 5 fg, Matt Prater: (26. 22. 41. 51. 54) vs. Detroit, 10/14/19 |
| * Never Has Happened * | SIX FIELD GOALS | * Never Has Happened * |
| 53 yards, Anders Carlson: (.22) 17-A.Carlson 32 yard field goal is GOOD. Center-42-M.Orzech, Holder-19-D.Whelan. @ Carolina, 12/24/23 | 50-59 YARD FIELD GOAL | 52 yards, Ka'imi Fairbairn: (1:48) 15-K.Fairbairn 35 yard field goal is GOOD. Center-46-J.Weeks, Holder-6-T.Townsend. vs. Houston, 10/20/24 |
| * Never Has Happened * | 60+ YARD FIELD GOAL | 63 yards, David Akers: (.02) 2-D.Akers 63 yard field goal is GOOD. Center-86-B.Jennings, Holder-4-A.Lee. vs. San Francisco, 09/09/12 |
| 3 fg, Brandon McManus: (31. 38. 24) @ Jacksonville, 10/27/24 | THREE FIELD GOALS | 3 fg, Ka'imi Fairbairn: (23. 52. 35) vs. Houston, 10/20/24 |
| 65 yards, Trevor Davis @ Cleveland, 12/10/17 | 50-69 YARD PUNT RETURN | 62t yards, Devin Hester @ Chicago, 09/27/10 |
| 75t yards, Micah Hyde vs. Philadelphia, 11/16/14 | 70-89 YARD PUNT RETURN | 76t yards, Rashid Shaheed vs. New Orleans, 09/24/23 |
| 93t yards, Micah Hyde @ Minnesota, 10/27/13 | 90+ YARD PUNT RETURN | 97t yards, Jakeem Grant Sr. vs. Chicago, 12/12/21 |
| 63 yds, Daniel Whelan @ Jacksonville, 10/27/24 | 60-69 YARD PUNT | 60 yds, Jack Fox vs. Detroit, 11/03/24 |
| 74 yds, Daniel Whelan vs. Minnesota, 09/29/24 | 70+ YARD PUNT | 73 yds, Logan Cooke @ Jacksonville, 10/27/24 |
| 10 punts, Jon Ryan vs. New England, 11/19/06 | PUNTED 10+ TIMES | 10 punts, Chris Kluge vs. Minnesota, 12/21/06 |

THE LAST TIME

| | | |
|---|---|--|
| 51 yards, Keisean Nixon vs. L.A. Rams, 11/05/23 | 50-69 YARD KICKOFF RETURN | 68 yards, Trenton Cannon @ San Francisco, 09/26/21 |
| 70 yards, Jeff Janis @ Minnesota, 11/22/15 | 70-89 YARD KICKOFF RETURN | 71 yards, Jamal Agnew @ Detroit, 12/13/20 |
| 105+ yards, Keisean Nixon vs. Minnesota, 01/01/23 | 90+ YARD KICKOFF RETURN | 99+ yards, Andre Roberts @ N.Y. Jets, 12/23/18 |
| TEAM/MISCELLANEOUS | | |
| 411 yards, Green Bay 411, Detroit 261 vs. Detroit, 11/03/24 | 400+ TOTAL YARDS OF OFFENSE | 410 yards, Green Bay 414, Philadelphia 410 @ Philadelphia, 09/06/24 |
| 522 yards, Green Bay 522, Minnesota 382 @ Minnesota, 09/13/20 | 500+ TOTAL YARDS OF OFFENSE | 500 yards, Philadelphia 500, Green Bay 342 @ Philadelphia, 11/27/22 |
| ST: (5:33) (Shotgun) K.Cousins pass short middle intended for T.Hockenson INTERCEPTED by D.Savage (R.Douglas) at GB 25. D.Savage for 75 yards, TOUCHDOWN.DEF: (15:00) A.Dillon left tackle for 2 yards, TOUCHDOWN.DEF: (2:49) (Shotgun) A.Rodgers pass deep right to R.Tonyan for 21 yards, TOUCHDOWN.DEF: (9:31) A.Rodgers scrambles right end for 2 yards, TOUCHDOWN.OFF: G.Joseph kicks 70 yards from MIN 35 to GB -5. K.Nixon for 105 yards, TOUCHDOWN. vs. Minnesota, 01/01/23 | TOUCHDOWN ON OFFENSE, DEFENSE AND SPECIAL TEAMS | ST: (8:52) (Shotgun) J.Freeman pass short right to D.Ward for 6 yards, TOUCHDOWN.ST: (11:44) (Shotgun) J.Freeman pass short left to K.Winslow for 7 yards, TOUCHDOWN.ST: (4:20) (Shotgun) J.Freeman pass short right to S.Stroughler for 7 yards, TOUCHDOWN.DEF: (5:52) (Shotgun) A.Rodgers pass deep left intended for D.Driver INTERCEPTED by T.Jackson at GB 35. T.Jackson for 35 yards, TOUCHDOWN.OFF: (12:09) (Punt formation) J.Kapinos punt is BLOCKED by G.Hayes, Center-B.Goode, RECOVERED by TB-R.Barber at GB 31. R.Barber for 31 yards, TOUCHDOWN. @ Tampa Bay, 11/08/09 |
| Jordan Love: TWO-POINT CONVERSION ATTEMPT. 10-J.Love pass to 9-C.Watson is complete. ATTEMPT SUCCEEDS. vs. Detroit, 11/03/24 | MADE TWO-POINT CONVERSION | Raheem Blackshear: TWO-POINT CONVERSION ATTEMPT. 3-R.Blackshear rushes left end. ATTEMPT SUCCEEDS. @ Carolina, 12/24/23 |
| Josh Jacobs: 77-J.Morgan reported as ineligible. TWO-POINT CONVERSION ATTEMPT. 8-J.Jacobs rushes left tackle. ATTEMPT FAILS. @ Philadelphia, 09/06/24 | FAILED TWO-POINT CONVERSION | Joe Mixon: TWO-POINT CONVERSION ATTEMPT. 28-J.Mixon rushes right tackle. ATTEMPT FAILS. vs. Houston, 10/20/24 |
| Green Bay 53, Philadelphia 20 vs. Philadelphia, 11/16/14 | 50+ POINTS | New Orleans 51, Green Bay 29 @ New Orleans, 11/24/08 |
| Green Bay 41, Minnesota 17 vs. Minnesota, 01/01/23 | 40+ POINTS | Philadelphia 40, Green Bay 33 @ Philadelphia, 11/27/22 |
| Green Bay 31, Dallas 28 vs. Dallas, 11/13/22 | OVERTIME WIN | Indianapolis 34, Green Bay 31 @ Indianapolis, 11/22/20 |
| Indianapolis 34, Green Bay 31 @ Indianapolis, 11/22/20 | OVERTIME LOSS | Green Bay 31, Dallas 28 vs. Dallas, 11/13/22 |
| Minnesota 29, Green Bay 29 vs. Minnesota, 09/16/18 | OVERTIME TIE | Minnesota 29, Green Bay 29 vs. Minnesota, 09/16/18 |
| Green Bay 20, Detroit 6 @ Detroit, 11/23/23 | 20 FIRST-QUARTER POINTS | Tennessee 21, Green Bay 0 @ Tennessee, 11/13/16 |
| Green Bay 21, Chicago 0 vs. Chicago, 09/18/22 | 20 SECOND-QUARTER POINTS | Chicago 24, Green Bay 21 vs. Chicago, 12/12/21 |
| Green Bay 20, Minnesota 0 @ Minnesota, 10/23/11 | 20 THIRD-QUARTER POINTS | Arizona 21, Green Bay 8 @ Arizona, 12/27/15 |
| Green Bay 22, Minnesota 3 vs. Minnesota, 09/29/24 | 20 FOURTH-QUARTER POINTS | Minnesota 24, Green Bay 14 @ Minnesota, 09/13/20 |
| Green Bay 17, Seattle 0 vs. Seattle, 11/14/21 | SHUTOUT AT HOME | Detroit 31, Green Bay 0 vs. Detroit, 12/30/18 |
| Green Bay 9, N.Y. Jets 0 @ N.Y. Jets, 10/31/10 | SHUTOUT ON THE ROAD | * Never Has Happened * |
| Green Bay 31, Dallas 28 vs. Dallas, 11/13/22 | OVERTIME WIN AT HOME | Miami 23, Green Bay 20 vs. Miami, 10/17/10 |
| Green Bay 25, Cincinnati 22 @ Cincinnati, 10/10/21 | OVERTIME WIN ON THE ROAD | Indianapolis 34, Green Bay 31 @ Indianapolis, 11/22/20 |
| 10 pen, Detroit 24, Green Bay 14 vs. Detroit, 11/03/24 | 10 PENALTIES | 13 pen, Green Bay 34, Arizona 13 vs. Arizona, 10/13/24 |
| 0 pen, Detroit 37, Green Bay 30 @ Detroit, 01/09/22 | NO PENALTIES | 0 pen, Tampa Bay 38, Green Bay 10 @ Tampa Bay, 10/18/20 |
| 0 to, Green Bay 30, Tennessee 14 @ Tennessee, 09/22/24 | NO TURNOVERS | 0 to, Detroit 24, Green Bay 14 vs. Detroit, 11/03/24 |
| 3 td, Green Bay 30, Jacksonville 27 (11:35) (Shotgun) J.Jacobs up the middle for 3 yards, TOUCHDOWN. (3:11) (Shotgun) J.Jacobs up the middle for 38 yards, TOUCHDOWN. (14:12) (Shotgun) M.Willis pass short right to T.Kraft for 3 yards, TOUCHDOWN. @ Jacksonville, 10/27/24 | THREE TOTAL TOUCHDOWNS | 3 td, Detroit 24, Green Bay 14 (15:00) (Shotgun) J.Goff pass short left to A.St. Brown for 3 yards, TOUCHDOWN. (:42) (No Huddle, Shotgun) J.Love pass short right intended for J.Jacobs INTERCEPTED by K.Joseph [A.Anzalone] at GB 27. K.Joseph for 27 yards, TOUCHDOWN. (9:36) (Shotgun) J.Gibbs up the middle for 15 yards, TOUCHDOWN. vs. Detroit, 11/03/24 |
| 4 td, Green Bay 34, Arizona 13 (9:00) (Shotgun) J.Love pass short right to J.Reed for 5 yards, TOUCHDOWN. (15:00) (Shotgun) J.Love pass short right to R.Doubs for 10 yards, TOUCHDOWN. ** Injury Update: ARZ-Ma.Wilson has returned to the game. (4:39) J.Love pass deep middle to C.Watson for 44 yards, TOUCHDOWN. (3:54) (Shotgun) J.Love pass deep right to R.Doubs for 20 yards, TOUCHDOWN. vs. Arizona, 10/13/24 | FOUR TOTAL TOUCHDOWNS | 4 td, Minnesota 31, Green Bay 29 (11:59) (Shotgun) S.Darnold pass deep right to J.Addison for 29 yards, TOUCHDOWN. Penalty on GB-K.Enagbare, Defensive Offside, declined. (1:41) S.Darnold pass short left to J.Oliver for 2 yards, TOUCHDOWN. (11:54) J.Addison right end for 7 yards, TOUCHDOWN. (5:32) (Shotgun) S.Darnold pass short right to J.Jefferson for 14 yards, TOUCHDOWN. vs. Minnesota, 09/29/24 |
| 40:11 TOP, Green Bay 16, Indianapolis 10 vs. Indianapolis, 09/15/24 | OVER 40:00 TIME OF POSSESSION (NON-OT) | 40:26 TOP, Detroit 40, Green Bay 10 @ Detroit, 11/28/13 |
| vs. Indianapolis, 09/15/24 | NO SACKS/NO INTERCEPTIONS ALLOWED | vs. Arizona, 10/13/24 |
| (7, 7, 14, 7 Points), Green Bay 35, Detroit 17 vs. Detroit, 09/20/21 | SCORE TOUCHDOWN IN EACH QUARTER | (7, 7, 6, 7 Points), Tennessee 27, Green Bay 17 vs. Tennessee, 11/17/22 |
| 31 (first half), Green Bay 34, Detroit 27 vs. Detroit, 09/25/16 | 30 ONE-HALF POINTS | 35 (first half), Tennessee 47, Green Bay 25 @ Tennessee, 11/13/16 |

THE LAST TIME

Green Bay 34, Arizona 13 vs. Arizona, 10/13/24

WON GAME BY 20+ POINTS

New Orleans 38, Green Bay 3 @ New Orleans, 09/12/21

TRANSACTIONS BY DATE

| DATE | POS. | PLAYER | TRANSACTION |
|-------|------|---------------------|--|
| 11/5 | DL | Preston Smith | Traded to the Pittsburgh Steelers |
| 11/2 | CB | Kamal Hadden | Elevated from the practice squad to the active roster for gameday |
| 10/29 | LB | Jamin Davis | Signed to practice squad |
| 10/29 | LB | Chris Russell | Released from practice squad |
| 10/26 | CB | Robert Rochell | Elevated from the practice squad to the active roster for gameday |
| 10/25 | DL | Jonathan Ford | Signed to practice squad |
| 10/23 | DL | Jonathan Ford | Released |
| 10/23 | LS | Matt Orzech | Signed |
| 10/22 | FB | Andrew Beck | Released from practice squad |
| 10/21 | DL | Jonathan Ford | Activated off injured reserve/designated to return |
| 10/21 | LS | Matt Orzech | Released |
| 10/19 | FB | Andrew Beck | Elevated from the practice squad to the active roster for gameday |
| 10/16 | WR | Malik Knowles | Signed to practice squad |
| 10/16 | K | Brandon McManus | Signed |
| 10/16 | K | Brayden Narveson | Released |
| 10/15 | T | Spencer Rolland | Signed to practice squad |
| 10/15 | G/C | Lectus Smith | Contract terminated by player |
| 10/14 | WR | TJ Luther | Placed on practice squad; injured |
| 10/12 | FB | Andrew Beck | Elevated from the practice squad to the active roster for gameday |
| 10/11 | TE | John FitzPatrick | Signed to the active roster from the Atlanta Falcons' practice squad |
| 10/11 | TE | Luke Musgrave | Placed on injured reserve |
| 10/9 | CB | Robert Rochell | Signed to practice squad |
| 10/7 | CB | Robert Rochell | Released |
| 10/5 | FB | Andrew Beck | Elevated from the practice squad to the active roster for gameday |
| 10/5 | WR | Romeo Doubs | Placed on the reserve/suspended list by the club for one game |
| 10/5 | CB | Robert Rochell | Signed to active roster from practice squad |
| 9/28 | CB | Kamal Hadden | Elevated from the practice squad to the active roster for gameday |
| 9/28 | CB | Robert Rochell | Elevated from the practice squad to the active roster for gameday |
| 9/26 | TE | Messiah Swinson | Signed to practice squad |
| 9/24 | TE | Johnny Lumpkin | Released from practice squad |
| 9/21 | QB | Sean Clifford | Elevated from the practice squad to the active roster for gameday |
| 9/21 | CB | Robert Rochell | Elevated from the practice squad to the active roster for gameday |
| 9/18 | WR | Cornelius Johnson | Signed to practice squad |
| 9/17 | RB | Chris Brooks | Signed to active roster from practice squad |
| 9/17 | RB | MarShawn Lloyd | Placed on injured reserve |
| 9/14 | QB | Sean Clifford | Elevated from the practice squad to the active roster for gameday |
| 9/10 | TE | Johnny Lumpkin | Signed to practice squad |
| 9/10 | WR | TJ Luther | Signed to practice squad |
| 9/10 | RB | La'Mical Perine | Released from practice squad |
| 9/10 | WR | Jalen Wayne | Released from practice squad |
| 9/6 | RB | Ellis Merrifweather | Elevated from the practice squad to the active roster for gameday |
| 9/3 | RB | Chris Brooks | Signed to practice squad |
| 9/3 | TE | Messiah Swinson | Contract terminated by player |
| 8/30 | FB | Andrew Beck | Signed to practice squad |
| 8/30 | CB | Kamal Hadden | Signed to practice squad |
| 8/30 | RB | Nate McCrary | Placed on practice squad/injured reserve |
| 8/30 | RB | La'Mical Perine | Signed to practice squad |
| 8/29 | S | Omar Brown | Signed to practice squad |
| 8/29 | K | Brayden Narveson | Claimed off waivers from the Tennessee Titans |
| 8/29 | LB | Chris Russell | Signed to practice squad |
| 8/28 | WR | Jalen Wayne | Signed to practice squad |
| 8/28 | DL | Deslin Alexandre | Signed to practice squad |
| 8/28 | QB | Sean Clifford | Signed to practice squad |
| 8/28 | DL | James Ester | Signed to practice squad |
| 8/28 | K | Alex Hale | Signed to practice squad |
| 8/28 | WR | Julian Hicks | Signed to practice squad |
| 8/28 | G/T | Donovan Jennings | Signed to practice squad |
| 8/28 | K | Greg Joseph | Released |
| 8/28 | CB | Kalen King | Signed to practice squad |
| 8/28 | RB | Nate McCrary | Signed to practice squad |
| 8/28 | RB | Ellis Merrifweather | Signed to practice squad |
| 8/28 | CB | Robert Rochell | Signed to practice squad |
| 8/28 | G/C | Lectus Smith | Signed to practice squad |
| 8/28 | TE | Messiah Swinson | Signed to practice squad |
| 8/27 | DL | Deslin Alexandre | Released |
| 8/27 | DL | Brevin Allen | Released |
| 8/27 | DL | Keshawn Banks | Released |
| 8/27 | K | Anders Carlson | Released |
| 8/27 | QB | Sean Clifford | Released |
| 8/27 | CB | LJ Davis | Waived/injured |
| 8/27 | TE | Tyler Davis | Placed on injured reserve |
| 8/27 | RB | AJ Dillon | Placed on injured reserve |
| 8/27 | WR | Grant DuBose | Released |
| 8/27 | DL | James Ester | Released |

| | | | |
|------|-----|---------------------|--|
| 8/27 | DL | Jonathan Ford | Placed on injured reserve/designated for return |
| 8/27 | LB | Ralen Goforth | Waived/injured |
| 8/27 | CB | Gemon Green | Released |
| 8/27 | K | Alex Hale | Released |
| 8/27 | WR | Julian Hicks | Released |
| 8/27 | G/T | Donovan Jennings | Released |
| 8/27 | S | Anthony Johnson Jr. | Released |
| 8/27 | T | Caleb Jones | Released |
| 8/27 | CB | Kalen King | Released |
| 8/27 | RB | Nate McCrary | Released |
| 8/27 | RB | Ellis Merrifweather | Released |
| 8/27 | DL | Zach Morton | Released |
| 8/27 | G/T | Royce Newman | Released |
| 8/27 | TE | Henry Pearson | Released |
| 8/27 | QB | Michael Pratt | Released |
| 8/27 | CB | Robert Rochell | Released |
| 8/27 | LB | Chris Russell | Released |
| 8/27 | S | Benny Sapp III | Released |
| 8/27 | DL | Keonte Schad | Released |
| 8/27 | G/C | Lectus Smith | Released |
| 8/27 | WR | Dimitri Stanley | Released |
| 8/27 | TE | Messiah Swinson | Released |
| 8/27 | T | Luke Tenuta | Released |
| 8/27 | WR | Samori Toure | Released |
| 8/27 | DL | Spencer Waage | Released |
| 8/27 | WR | Jalen Wayne | Released |
| 8/27 | LB | Kristian Welch | Released |
| 8/27 | TE | Joel Wilson | Released |
| 8/27 | LB | Christian Young | Released |
| 8/22 | DL | Keonte Schad | Signed |
| 8/21 | DL | Kenneth Odumegwu | Released |
| 8/20 | RB | Jarveon Howard | Waived/injured |
| 8/20 | FB | Henry Pearson | Signed |
| 8/14 | LS | Peter Bowden | Released |
| 8/14 | S | Tyler Coyle | Released |
| 8/14 | RB | Nate McCrary | Signed |
| 8/14 | LB | Chris Russell | Signed |
| 8/7 | DL | Brevin Allen | Signed |
| 8/7 | CB | Don Callis | Waived/injured |
| 8/7 | DL | Zach Morton | Signed |
| 8/7 | WR | Rory Starkey | Waived/injured |
| 8/5 | QB | Jacob Eason | Released |
| 7/30 | LS | Peter Bowden | Signed |
| 7/30 | CB | Don Callis | Signed |
| 7/30 | CB | LJ Davis | Signed |
| 7/30 | CB | Zyon Gilbert | Released |
| 7/30 | FB | Henry Pearson | Released |
| 7/30 | K | James Turner | Released |
| 7/27 | QB | Jordan Love | Signed contract extension |
| 7/23 | LS | Peter Bowden | Released |
| 7/23 | QB | Jacob Eason | Signed |
| 7/21 | DL | Kenny Clark | Signed contract extension |
| 7/19 | WR | Alex McGough | Waived/injured |
| 7/19 | WR | Rory Starkey | Signed |
| 7/19 | WR | Jalen Wayne | Signed |
| 6/24 | K | James Turner | Claimed off waivers from the Detroit Lions |
| 6/19 | K | Jack Podlesny | Released |
| 6/13 | T/G | Jordan Morgan | Signed |
| 6/3 | S | Javon Bullard | Signed |
| 5/23 | LB | Edgerrin Cooper | Signed |
| 5/14 | OL | Travis Glover | Signed |
| 5/14 | LB | Ty Ron Hopper | Signed |
| 5/14 | RB | MarShawn Lloyd | Signed |
| 5/14 | OL | Jacob Monk | Signed |
| 5/14 | S | Kitan Oladapo | Signed |
| 5/14 | S | Evan Williams | Signed |
| 5/13 | DL | Spencer Waage | Claimed off waivers from the San Francisco 49ers |
| 5/6 | WR | Julian Hicks | Signed |
| 5/6 | CB | Anthony Johnson | Released |
| 5/6 | DL | Deandre Johnson | Released |
| 5/6 | WR | Thyrick Pitts | Waived/injured |
| 5/6 | OL | Lectus Smith | Signed |
| 5/6 | WR | Dimitri Stanley | Signed |
| 5/3 | LS | Peter Bowden | Signed |
| 5/3 | DL | James Ester | Signed |
| 5/3 | LB | Ralen Goforth | Signed |
| 5/3 | RB | Jarveon Howard | Signed |
| 5/3 | OL | Donovan Jennings | Signed |
| 5/3 | CB | Kalen King | Signed |
| 5/3 | QB | Michael Pratt | Signed |
| 5/3 | TE | Messiah Swinson | Signed |
| 4/18 | T | Andre Dillard | Signed |
| 4/10 | CB | Gemon Green | Signed |
| 3/28 | K | Greg Joseph | Signed |
| 3/23 | LB | Eric Wilson | Re-signed |
| 3/19 | CB | Robert Rochell | Re-signed |

TRANSACTIONS BY DATE

| | | | | | | | |
|------|----|--------------------|-----------|------|----|---------------------|--------|
| 3/15 | RB | AJ Dillon | Re-signed | 1/22 | WR | Grant DuBose | Signed |
| 3/15 | CB | Keisean Nixon | Re-signed | 1/22 | DL | Jonathan Ford | Signed |
| 3/14 | RB | Josh Jacobs | Signed | 1/22 | CB | Zyon Gilbert | Signed |
| 3/14 | S | Xavier McKinney | Signed | 1/22 | CB | Anthony Johnson | Signed |
| 3/14 | LB | Kristian Welch | Re-signed | 1/22 | QB | Alex McGough | Signed |
| 3/13 | LB | De'Vondre Campbell | Released | 1/22 | RB | Ellis Merrifweather | Signed |
| 3/12 | CB | Corey Ballentine | Re-signed | 1/22 | LB | Arron Mosby | Signed |
| 3/12 | TE | Tyler Davis | Re-signed | 1/22 | LB | Kenneth Odumegwu | Signed |
| 3/11 | T | David Bakhtiari | Released | 1/22 | FB | Henry Pearson | Signed |
| 3/11 | RB | Aaron Jones | Released | 1/22 | WR | Thyrick Pitts | Signed |
| 1/24 | K | Jack Podlesny | Signed | 1/22 | T | Kadeem Telfort | Signed |
| 1/22 | LB | Keshawn Banks | Signed | 1/22 | TE | Joel Wilson | Signed |
| 1/22 | S | Tyler Coyle | Signed | | | | |

TRANSACTIONS BY PLAYER

Alexandre, Deslin - DL

8/27/24 Released
8/28/24 Signed to practice squad

Allen, Brevin - DL

8/7/24 Signed
8/27/24 Released

Bakhtiari, David - T

3/11/24 Released

Ballentine, Corey - CB

3/12/24 Re-signed

Banks, Keshawn - DL

1/22/24 Signed
8/27/24 Released

Beck, Andrew - FB

8/30/24 Signed to practice squad
10/5/24 Elevated from the practice squad to the active roster for gameday

10/12/24 Elevated from the practice squad to the active roster for gameday

10/19/24 Elevated from the practice squad to the active roster for gameday

10/22/24 Released from practice squad

Bowden, Peter - LS

5/3/24 Signed
7/23/24 Released
7/30/24 Signed
8/14/24 Released

Brooks, Chris - RB

9/3/24 Signed to practice squad
9/17/24 Signed to active roster from practice squad

Brown, Omar - S

8/29/24 Signed to practice squad

Bullard, Javon - S

6/3/24 Signed

Callis, Don - CB

7/30/24 Signed
8/7/24 Waived/injured

Campbell, De'Vondre - LB

3/13/24 Released

Carlson, Anders - K

8/27/24 Released

Clark, Kenny - DL

7/21/24 Signed contract extension

Clifford, Sean - QB

8/27/24 Released
8/28/24 Signed to practice squad
9/14/24 Elevated from the practice squad to the active roster for gameday
9/21/24 Elevated from the practice squad to the active roster for gameday

Cooper, Edgerrin - LB

5/23/24 Signed

Coyle, Tyler - S

1/22/24 Signed
8/14/24 Released

Davis, Jamin - LB

10/29/24 Signed to practice squad

Davis, LJ - CB

7/30/24 Signed
8/27/24 Waived/injured

Davis, Tyler - TE

3/12/24 Re-signed
8/27/24 Placed on injured reserve

Dillard, Andre - T

4/18/24 Signed

Dillon, AJ - RB

3/15/24 Re-signed
8/27/24 Placed on injured reserve

Doubs, Romeo - WR

10/5/24 Placed on the reserve/suspended list by the club for one game

DuBose, Grant - WR

1/22/24 Signed
8/27/24 Released

Ester, James - DL

5/3/24 Signed
8/27/24 Released
8/28/24 Signed to practice squad

Eason, Jacob - QB

7/23/24 Signed
8/5/24 Released

FitzPatrick, John - TE

10/11/24 Signed to the active roster from the Atlanta Falcons' practice squad

Ford, Jonathan - DL

1/22/24 Signed
8/27/24 Placed on injured reserve/designated for return

10/21/24 Activated off injured reserve/designated for return

10/23/24 Released

10/25/24 Signed to practice squad

Gilbert, Zyon - CB

1/22/24 Signed
7/30/24 Released

Glover, Travis - T

5/14/24 Signed

Goforth, Ralen - LB

5/3/24 Signed
8/27/24 Waived/injured

Green, Gemon - CB

4/10/24 Signed
8/27/24 Released

Hadden, Kamal - CB

8/30/24 Signed to practice squad
9/28/24 Elevated from the practice squad to the active roster for gameday
11/2/24 Elevated from the practice squad to the active roster for gameday

Hale, Alex - K

8/7/24 Signed
8/27/24 Released
8/28/24 Signed to practice squad

Hicks, Julian - WR

5/6/24 Signed
8/27/24 Released
8/28/24 Signed to practice squad

Hopper, Ty'Ron - LB

5/14/24 Signed

Howard, Jarveon - RB

5/3/24 Signed
8/20/24 Waived/injured

Jacobs, Josh - RB

3/14/24 Signed

Jennings, Donovan - G/T

5/3/24 Signed
8/27/24 Released
8/28/24 Signed to practice squad

Johnson, Anthony - CB

1/22/24 Signed
5/6/24 Released

Johnson, Cornelius - WR

9/18/24 Signed to practice squad

Johnson Jr., Anthony - S

8/27/24 Released

Johnson, Deandre - DL

5/6/24 Released

Jones, Aaron - RB

3/11/24 Released

Jones, Caleb - T

8/27/24 Released

Jones, Trente - OL

5/3/24 Signed
5/13/24 Placed on reserve/retired list

Joseph, Greg - K

3/28/24 Signed
8/28/24 Released

King, Kalen - CB

5/3/24 Signed
8/27/24 Released
8/28/24 Signed to practice squad

Knowles, Malik - WR

10/16/24 Signed to practice squad

Lloyd, MarShawn - RB

5/14/24 Signed
9/17/24 Placed on injured reserve

Love, Jordan - QB
7/27/24 Signed contract extension

Lumpkin, Johmmy - TE
9/10/24 Signed to practice squad
9/24/24 Released from practice squad

Luther, TJ - WR
9/10/24 Signed to practice squad
10/14/24 Placed on practice squad; injured

Mathews, Rodney - DL
5/3/24 Signed
5/9/24 Released

McCrary, Nate - RB
8/14/24 Signed
8/27/24 Released
8/28/24 Signed to practice squad
8/30/24 Placed on practice squad/injured reserve

McGough, Alex - WR
1/22/24 Signed
7/19/24 Waived/injured

McKinney, Xavier - S
3/14/24 Signed

McManus, Brandon - K
10/16/24 Signed

Merriweather, Ellis - RB
1/22/24 Signed
8/27/24 Released
8/28/24 Signed to practice squad
9/6/24 Elevated from the practice squad to the active roster for gameday

Monk, Jacob - C/G
5/14/24 Signed

Morgan, Jordan - T/G
6/13/24 Signed

Mosby, Arron - DL
1/22/24 Signed

Morton, Zach - DL
8/7/24 Signed
8/27/24 Released

Musgrave, Luke - TE
10/11/24 Placed on injured reserve

Narveson, Brayden - K
8/29/24 Claimed off waivers from Tennessee Titans
10/16/24 Released

Newman, Royce - G/T
8/27/24 Released

Nixon, Keisean - CB
3/15/24 Re-signed

Odumegwu, Kenneth - DL
1/22/24 Signed
8/21/24 Released

Oladapo, Kitan - S
5/14/24 Signed

Orzech, Matt - LS
10/21/24 Released
10/23/24 Signed

Pearson, Henry - TE
1/22/24 Signed
7/30/24 Released
8/20/24 Signed
8/27/24 Released

Perine, La'Mical - RB
8/30/24 Signed to practice squad
9/10/24 Released from practice squad

Pitts, Thyrick - WR
1/22/24 Signed
5/6/24 Waived/injured

Podlesny, Jack - K
1/24/24 Signed
6/19/24 Released

Pratt, Michael - QB
5/3/24 Signed
8/27/24 Released

Rochell, Robert - CB
3/19/24 Re-signed
8/27/24 Released
8/28/24 Signed to practice squad
9/21/24 Elevated from the practice squad to the active roster for gameday
9/28/24 Elevated from the practice squad to the active roster for gameday
10/5/24 Signed to the active roster from practice squad
10/7/24 Released
10/9/24 Signed to practice squad
10/26/24 Elevated from the practice squad to the active roster for gameday

Rolland, Spencer - T
10/15/24 Signed to practice squad

Russell, Chris - LB
8/14/24 Signed
8/27/24 Released
8/29/24 Signed to practice squad
10/29/24 Released from practice squad

Sapp III, Benny - S
8/27/24 Released

Schad, Keonte - DL
8/22/24 Signed
8/27/24 Released

Smith, Lecitus - G/C
5/6/24 Signed
8/27/24 Released
8/28/24 Signed to practice squad
10/15/24 Contract terminated by player

Smith, Preston - DL
11/5/24 Traded to the Pittsburgh Steelers

Stanley, Dimitri - WR
5/6/24 Signed
8/27/24 Released

Starkey, Rory - WR
7/19/24 Signed
8/7/24 Waived/injured

Swinson, Messiah - TE
5/3/24 Signed
8/27/24 Released
8/28/24 Signed to practice squad
9/3/24 Contract terminated by player
9/26/24 Signed to practice squad

Telfort, Kadeem - T
1/22/24 Signed

Tenuta, Luke - T
8/27/24 Released

Toure, Samori - WR
8/27/24 Released

Turner, James - K
6/24/24 Claimed off waivers from Detroit Lions
7/30/24 Released

Waega, Spencer - DL
5/13/24 Claimed off waivers from San Francisco 49ers
8/27/24 Released

Wayne, Jalen - WR
7/19/24 Signed
8/27/24 Released
8/28/24 Signed to practice squad
9/10/24 Released from practice squad

Welch, Kristian - LB
3/14/24 Re-signed
8/27/24 Released

Williams, Evan - S
5/14/24 Signed

Willis, Malik - QB
8/27/24 Acquired via trade from Tennessee Titans

Wilson, Eric - LB
3/23/24 Re-signed

Wilson, Joel - TE
1/22/24 Signed
8/27/24 Released

Young, Christian - LB
8/27/24 Released



GAME SUMMARIES



GAME SUMMARY [LAST MATCHUP]



9



17

2023 WEEK 18

Green Bay Packers 17, Chicago Bears 9
78,188 @ Lambeau Field Jan 7, 2024

| | | | | | | |
|-------------------|---|---|---|---|---|----|
| Chicago Bears | 3 | 3 | 0 | 3 | — | 9 |
| Green Bay Packers | 0 | 7 | 7 | 3 | — | 17 |

Chicago Bears Starters

| OFFENSE | | | DEFENSE | | |
|---------|---------------|-------|--------------|--|--|
| WR 2 | D. Moore | DE 98 | M. Sweat | | |
| WR 19 | E. St. Brown | DL 93 | J. Jones | | |
| LT 70 | B. Jones | DL 97 | A. Billings | | |
| LG 76 | T. Jenkins | DL 95 | D. Walker | | |
| C 67 | D. Feeney | LB 53 | T. Edwards | | |
| RG 64 | N. Davis | LB 49 | T. Edmunds | | |
| RT 58 | D. Wright | CB 6 | K. Gordon | | |
| TE 85 | C. Kmet | CB 29 | T. Stevenson | | |
| QB 1 | J. Fields | CB 32 | T. Smith | | |
| RB 24 | K. Herbert | S 4 | E. Jackson | | |
| RB 35 | K. Blasingame | S 9 | J. Brisker | | |

Green Bay Packers Starters

| OFFENSE | | | DEFENSE | | |
|---------|------------|--------|--------------|--|--|
| WR 87 | R. Doubs | DE 97 | K. Clark | | |
| WR 13 | D. Wicks | NT 93 | T. Slaton | | |
| LT 63 | R. Walker | DE 95 | D. Wyatt | | |
| LG 74 | E. Jenkins | OLB 91 | P. Smith | | |
| C 71 | J. Myers | ILB 7 | Q. Walker | | |
| RG 76 | J. Runyan | ILB 59 | D. Campbell | | |
| RT 50 | Z. Tomi | OLB 52 | R. Gary | | |
| TE 85 | T. Kraft | CB 23 | J. Alexander | | |
| WR 11 | J. Reed | CB 24 | C. Valentine | | |
| QB 10 | J. Love | S 26 | D. Savage | | |
| RB 33 | A. Jones | S 34 | J. Owens | | |

SCORING DRIVES

| TEAM | QTR | TIME | SCORING PLAY | CHI | GB |
|---------|-----|-------|--|-----|----|
| Bears | 1 | 08:54 | C.Santos 50 yd. Field Goal (10-37, 6:06) | 3 | 0 |
| Packers | 2 | 07:20 | D.Wicks 10 yd. pass from J.Love (A.Carlson kick) (11-92, 6:42) | 3 | 7 |
| Bears | 2 | 01:17 | C.Santos 39 yd. Field Goal (11-45, 6:03) | 6 | 7 |
| Packers | 3 | 09:47 | D.Wicks 12 yd. pass from J.Love (A.Carlson kick) (9-75, 5:13) | 6 | 14 |
| Bears | 4 | 13:03 | C.Santos 35 yd. Field Goal (8-41, 3:14) | 9 | 14 |
| Packers | 4 | 10:54 | A.Carlson 25 yd. Field Goal (5-65, 2:09) | 9 | 17 |

CHICAGO BEARS

| PASSING | ATT | CP | YDS | SK/YD | TD | LG | INT | RTG |
|---------------|-----------|-----------|------------|-------------|----------|-----------|----------|-------------|
| Justin Fields | 16 | 11 | 148 | 5/31 | 0 | 33 | 0 | 97.9 |
| TOTAL | 16 | 11 | 148 | 5/31 | 0 | 33 | 0 | 97.9 |

| RUSHING | ATT | YDS | AVG | LG | TD |
|-----------------|-----------|-----------|------------|----------|----------|
| Khalil Herbert | 12 | 28 | 2.3 | 9 | 0 |
| Justin Fields | 8 | 27 | 3.4 | 7 | 0 |
| Roschon Johnson | 5 | 20 | 4.0 | 8 | 0 |
| TOTAL | 25 | 75 | 3.0 | 9 | 0 |

| RECEIVING | NO | YDS | AVG | LG | TD |
|-----------------------|-----------|------------|-------------|-----------|----------|
| DJ Moore | 4 | 64 | 16.0 | 33 | 0 |
| Cole Kmet | 3 | 41 | 13.7 | 27 | 0 |
| Khalil Herbert | 2 | 13 | 6.5 | 16 | 0 |
| Equanimeous St. Brown | 1 | 18 | 18.0 | 18 | 0 |
| Tyler Scott | 1 | 12 | 12.0 | 12 | 0 |
| TOTAL | 11 | 148 | 13.5 | 33 | 0 |

| TOP DEFENSE | TOT | SOLO | AST | SCK | YDS | INT |
|------------------|-----|------|-----|-----|-----|-----|
| Tremaine Edmunds | 10 | 7 | 3 | 0.0 | 0.0 | 0 |
| T.J. Edwards | 10 | 7 | 3 | 0.0 | 0.0 | 0 |
| Jaquan Brisker | 8 | 4 | 4 | 0.0 | 0.0 | 0 |

| FIELD GOALS | FGM/FGA | PERCENT | RESULTS |
|--------------|------------|--------------|---------------|
| Cairo Santos | 3-3 | 100.0 | 50G, 39G, 35G |
| TOTAL | 3-3 | 100.0 | |

GREEN BAY PACKERS

| PASSING | ATT | CP | YDS | SK/YD | TD | LG | INT | RTG |
|--------------|-----------|-----------|------------|------------|----------|-----------|----------|--------------|
| Jordan Love | 32 | 27 | 316 | 1/8 | 2 | 59 | 0 | 128.6 |
| TOTAL | 32 | 27 | 316 | 1/8 | 2 | 59 | 0 | 128.6 |

| RUSHING | ATT | YDS | AVG | LG | TD |
|--------------|-----------|------------|------------|-----------|----------|
| Aaron Jones | 22 | 111 | 5.0 | 17 | 0 |
| Bo Melton | 2 | 14 | 7.0 | 12 | 0 |
| Jordan Love | 3 | -1 | -0.3 | 1 | 0 |
| TOTAL | 27 | 124 | 4.6 | 17 | 0 |

| RECEIVING | NO | YDS | AVG | LG | TD |
|------------------|-----------|------------|-------------|-----------|----------|
| Dontayvion Wicks | 6 | 61 | 10.2 | 19 | 2 |
| Bo Melton | 5 | 62 | 12.4 | 24 | 0 |
| Aaron Jones | 5 | 30 | 6.0 | 13 | 0 |
| Jayden Reed | 4 | 112 | 28.0 | 59 | 0 |
| Tucker Kraft | 3 | 31 | 10.3 | 15 | 0 |
| Malik Heath | 3 | 9 | 3.0 | 4 | 0 |
| Luke Musgrave | 1 | 11 | 11.0 | 11 | 0 |
| TOTAL | 27 | 316 | 11.7 | 59 | 2 |

| TOP DEFENSE | TOT | SOLO | AST | SCK | YDS | INT |
|--------------------|-----|------|-----|-----|-----|-----|
| Quay Walker | 9 | 6 | 3 | 1.0 | 3.0 | 0 |
| De'Vondre Campbell | 8 | 4 | 4 | 0.0 | 0.0 | 0 |
| Jonathan Owens | 5 | 3 | 2 | 0.0 | 0.0 | 0 |

| FIELD GOALS | FGM/FGA | PERCENT | RESULTS |
|----------------|------------|-------------|-----------|
| Anders Carlson | 1-2 | 50.0 | 41WL, 25G |
| TOTAL | 1-2 | 50.0 | |

Team Statistics

| | |
|------------------------------|----------|
| First Downs | 13 |
| 3rd-Down Eff. (Made/Att/Pct) | 3/11/27% |
| 4th-Down Eff. (Made/Att/Pct) | 1/1/100% |
| Total Net Yards | 192 |
| Total Plays | 46 |
| Yards Per Play | 4.2 |
| Rushes/Net Yards | 25/75 |
| Net Passing | 117 |
| Pass Attempts/Completions | 16/11 |
| Had Intercepted | 0 |
| Sacked/Yards Lost | 5/31 |
| Punts/Average | 3/45.7 |
| Penalties/Yards | 1/10 |
| Fumbles/Lost | 0/0 |
| Possession Time | 28:36 |

Bears Packers

| | |
|------------------------------|----------|
| First Downs | 24 |
| 3rd-Down Eff. (Made/Att/Pct) | 7/10/70% |
| 4th-Down Eff. (Made/Att/Pct) | 0/0/0% |
| Total Net Yards | 432 |
| Total Plays | 60 |
| Yards Per Play | 7.2 |
| Rushes/Net Yards | 27/124 |
| Net Passing | 308 |
| Pass Attempts/Completions | 32/27 |
| Had Intercepted | 0 |
| Sacked/Yards Lost | 1/8 |
| Punts/Average | 0/0.0 |
| Penalties/Yards | 1/5 |
| Fumbles/Lost | 1/1 |
| Possession Time | 31:24 |

GAME SUMMARIES



29

WEEK 1 Philadelphia Eagles 34, Green Bay Packers 29 47,236 🦋 Corinthians Arena 🦋 Sep 6, 2024



34

| | | | | | | |
|---------------------|---|----|----|---|---|----|
| Green Bay Packers | 6 | 13 | 7 | 3 | — | 29 |
| Philadelphia Eagles | 0 | 17 | 14 | 3 | — | 34 |

Philadelphia Eagles Starters

| OFFENSE | | DEFENSE | |
|---------|---------------|---------|--------------------|
| WR 11 | A. Brown | DE 0 | B. Huff |
| TE 81 | G. Calcaterra | OT 98 | J. Carter |
| TE 88 | D. Goedert | OT 90 | J. Davis |
| LT 68 | J. Mubia | OT 93 | M. Williams |
| LG 69 | L. Dickerson | LB 53 | Z. Baun |
| C 51 | C. Jurgens | LB 17 | N. Dean |
| RG 77 | M. Becton | OLB 19 | J. Sweat |
| RT 65 | L. Johnson | CB 27 | D. Mitchell |
| WR 6 | D. Smith | CB 2 | D. Slay |
| QB 1 | J. Hurts | S 8 | C. Gardner-Johnson |
| RB 26 | S. Barkley | S 32 | R. Blankenship |

Green Bay Packers Starters

| OFFENSE | | DEFENSE | |
|---------|-------------|---------|--------------|
| WR 87 | R. Doubs | DE 91 | P. Smith |
| LT 83 | R. Walker | DT 93 | T. Slaton |
| LG 74 | E. Jenkins | DT 97 | K. Clark |
| C 71 | J. Myers | DE 52 | R. Gary |
| RG 75 | S. Rhyan | LB 7 | Q. Walker |
| RT 50 | Z. Tom | LB 45 | E. Wilson |
| TE 88 | L. Musgrave | LB 58 | I. McCuffie |
| TE 65 | T. Kraft | CB 21 | E. Stokes |
| WR 9 | C. Watson | CB 23 | J. Alexander |
| QB 10 | J. Love | S 20 | J. Bullard |
| RB 8 | J. Jacobs | S 29 | X. McKinney |

OFFICIALS: Referee: Ronald Torbert (62), Umpire: Barry Anderson (20), Down Judge: Frank LeBlanc (44), Line Judge: Brian Bollinger (40), Field Judge: Ryan Dickson (25), Side Judge: Keith Washington (7), Back Judge: Tony Josselyn (67), Replay Official: Mike Chase, Replay Assistant: Jamie Afieri-Tuss

SCORING DRIVES

| TEAM | QTR | TIME | SCORING PLAY | GB | PHI |
|---------|-----|-------|---|----|-----|
| Packers | 1 | 08:26 | B.Narveson 31 yd. Field Goal (5-6, 2:20) | 3 | 0 |
| Packers | 1 | 03:01 | B.Narveson 23 yd. Field Goal (8-8, 4:05) | 6 | 0 |
| Eagles | 2 | 12:38 | S.Barkley 18 yd. pass from J.Hurts (J.Elliott kick) (11-70, 5:23) | 6 | 7 |
| Packers | 2 | 10:16 | J.Reed 33 yd. run (run failed) (5-70, 2:22) | 12 | 7 |
| Eagles | 2 | 05:34 | S.Barkley 11 yd. run (J.Elliott kick) (9-70, 4:42) | 12 | 14 |
| Packers | 2 | 05:11 | J.Reed 70 yd. pass from J.Love (B.Narveson kick) (3-70, 0:23) | 18 | 14 |
| Eagles | 2 | 00:00 | J.Elliott 38 yd. Field Goal (15-57, 5:11) | 19 | 17 |
| Eagles | 3 | 14:09 | A.Brown 67 yd. pass from J.Hurts (J.Elliott kick) (2-70, 0:51) | 19 | 24 |
| Packers | 3 | 11:55 | C.Watson 2 yd. pass from J.Love (B.Narveson kick) (6-70, 2:14) | 26 | 24 |
| Eagles | 3 | 04:26 | S.Barkley 2 yd. run (J.Elliott kick) (4-24, 1:42) | 26 | 31 |
| Packers | 4 | 07:52 | B.Narveson 26 yd. Field Goal (10-79, 5:01) | 29 | 31 |
| Eagles | 4 | 00:27 | J.Elliott 21 yd. Field Goal (16-67, 7:25) | 29 | 34 |

GREEN BAY PACKERS

| PASSING | ATT | CP | YDS | SK/YD | TD | LG | INT | RTG |
|--------------|-----------|-----------|------------|------------|----------|-----------|----------|-------------|
| Jordan Love | 34 | 17 | 260 | 1/5 | 2 | 70 | 1 | 83.0 |
| Malik Willis | 1 | 0 | 0 | 1/4 | 0 | 0 | 0 | 39.6 |
| TOTAL | 35 | 17 | 260 | 2/9 | 2 | 70 | 1 | 80.7 |

| RUSHING | ATT | YDS | AVG | LG | TD |
|----------------|-----------|------------|------------|-----------|----------|
| Josh Jacobs | 16 | 84 | 5.3 | 32 | 0 |
| Emanuel Wilson | 4 | 46 | 11.5 | 18 | 0 |
| Jayden Reed | 1 | 33 | 33.0 | 33 | 1 |
| TOTAL | 21 | 163 | 7.8 | 33 | 1 |

| RECEIVING | NO | YDS | AVG | LG | TD |
|------------------|-----------|------------|-------------|-----------|----------|
| Jayden Reed | 4 | 138 | 34.5 | 70 | 1 |
| Romeo Doubs | 4 | 50 | 12.5 | 19 | 0 |
| Christian Watson | 3 | 13 | 4.3 | 6 | 1 |
| Tucker Kraft | 2 | 37 | 18.5 | 29 | 0 |
| Josh Jacobs | 2 | 20 | 10.0 | 11 | 0 |
| Emanuel Wilson | 2 | 2 | 1.0 | 2 | 0 |
| TOTAL | 17 | 260 | 15.3 | 70 | 2 |

| TOP DEFENSE | TOT | SOLO | AST | SCK | YDS | INT |
|---------------|-----|------|-----|-----|-----|-----|
| Javon Bullard | 11 | 7 | 4 | 0.0 | 0.0 | 0 |
| Quay Walker | 11 | 7 | 4 | 0.0 | 0.0 | 0 |
| Keisean Nixon | 7 | 6 | 1 | 1.0 | 6.0 | 0 |

| FIELD GOALS | FGM/FGA | PERCENT | RESULTS |
|------------------|------------|-------------|---------------------|
| Brayden Narveson | 3-4 | 75.0 | 31G, 23G, 43RU, 26G |
| TOTAL | 3-4 | 75.0 | |

PHILADELPHIA EAGLES

| PASSING | ATT | CP | YDS | SK/YD | TD | LG | INT | RTG |
|--------------|-----------|-----------|------------|-------------|----------|-----------|----------|-------------|
| Jalen Hurts | 34 | 20 | 278 | 2/12 | 2 | 67 | 2 | 80.3 |
| TOTAL | 34 | 20 | 278 | 2/12 | 2 | 67 | 2 | 80.3 |

| RUSHING | ATT | YDS | AVG | LG | TD |
|------------------|-----------|------------|------------|-----------|----------|
| Saquon Barkley | 24 | 109 | 4.5 | 34 | 2 |
| Jalen Hurts | 13 | 33 | 2.5 | 8 | 0 |
| Kenneth Gainwell | 1 | 2 | 2.0 | 2 | 0 |
| TOTAL | 38 | 144 | 3.8 | 34 | 2 |

| RECEIVING | NO | YDS | AVG | LG | TD |
|------------------|-----------|------------|-------------|-----------|----------|
| DeVonta Smith | 7 | 84 | 12.0 | 25 | 0 |
| A.J. Brown | 5 | 119 | 23.8 | 67 | 1 |
| Dallas Goedert | 4 | 31 | 7.8 | 21 | 0 |
| Saquon Barkley | 2 | 23 | 11.5 | 18 | 1 |
| Grant Calcaterra | 1 | 11 | 11.0 | 11 | 0 |
| Kenneth Gainwell | 1 | 10 | 10.0 | 10 | 0 |
| TOTAL | 20 | 278 | 13.9 | 67 | 2 |

| TOP DEFENSE | TOT | SOLO | AST | SCK | YDS | INT |
|------------------|-----|------|-----|-----|-----|-----|
| Zack Baun | 15 | 11 | 4 | 2.0 | 9.0 | 0 |
| Reed Blankenship | 8 | 4 | 4 | 0.0 | 0.0 | 1 |
| Quinyon Mitchell | 5 | 4 | 1 | 0.0 | 0.0 | 0 |

| FIELD GOALS | FGM/FGA | PERCENT | RESULTS |
|--------------|------------|--------------|----------|
| Jake Elliott | 2-2 | 100.0 | 38G, 21G |
| TOTAL | 2-2 | 100.0 | |

SAO PAULO (AP) — Saquon Barkley scored three touchdowns Friday night in the first NFL game in South America and led the Eagles to a 34-29 victory over the Green Bay Packers, who lost quarterback Jordan Love to an injury in the closing seconds. Barkley rushed for 109 yards and scored on an 18-yard catch and runs of 11 and 2 yards. Jalen Hurts was 20 of 34 for 278 yards with two touchdowns and two interceptions for the Eagles. Green Bay's Jayden Reed scored on a 33-yard jet sweep and a 70-yard reception, which was the longest touchdown completion of Love's career. Reed became the first player to have a touchdown catch of 30-plus yards and a touchdown run of 30-plus yards in a season opener since Hall of Famer Jim Brown of the Cleveland Browns against Washington in 1963. Love went 17 of 34 for 260 yards with two touchdowns and an interception. Philadelphia committed turnovers on each of its first two series, enabling Green Bay to start back-to-back drives in the red zone, but the Packers settled for field goals both times. The offenses took over in the second and third quarters. Six of seven possessions resulted in touchdowns.

Team Statistics

| | |
|------------------------------|----------|
| First Downs | 19 |
| 3rd-Down Eff. (Made/Att/Pct) | 3/11/27% |
| 4th-Down Eff. (Made/Att/Pct) | 1/1/100% |
| Total Net Yards | 414 |
| Total Plays | 58 |
| Yards Per Play | 7.1 |
| Rushes/Net Yards | 21/163 |
| Net Passing | 251 |
| Pass Attempts/Completions | 35/17 |
| Had Intercepted | 1 |
| Sacked/Yards Lost | 2/9 |
| Punts/Average | 2/37.0 |
| Penalties/Yards | 10/71 |
| Fumbles/Lost | 1/0 |
| Possession Time | 27:13 |

Packers Eagles

| | | |
|------------------------------|----------|----------|
| First Downs | 19 | 25 |
| 3rd-Down Eff. (Made/Att/Pct) | 3/11/27% | 4/14/29% |
| 4th-Down Eff. (Made/Att/Pct) | 1/1/100% | 1/1/100% |
| Total Net Yards | 414 | 410 |
| Total Plays | 58 | 74 |
| Yards Per Play | 7.1 | 5.5 |
| Rushes/Net Yards | 21/163 | 38/144 |
| Net Passing | 251 | 266 |
| Pass Attempts/Completions | 35/17 | 34/20 |
| Had Intercepted | 1 | 2 |
| Sacked/Yards Lost | 2/9 | 2/12 |
| Punts/Average | 2/37.0 | 2/50.5 |
| Penalties/Yards | 10/71 | 7/57 |
| Fumbles/Lost | 1/0 | 2/1 |
| Possession Time | 27:13 | 32:47 |

GAME SUMMARIES



10

WEEK 2

Green Bay Packers 16, Indianapolis Colts 10
77,827 🏈 Lambeau Field 🏈 Sep 15, 2024



16

| | | | | | | |
|--------------------|----|---|---|---|---|----|
| Indianapolis Colts | 0 | 0 | 3 | 7 | — | 10 |
| Green Bay Packers | 10 | 0 | 3 | 3 | — | 16 |

Indianapolis Colts Starters

| OFFENSE | | DEFENSE | |
|---------|-------------------|---------|-------------------|
| LT | 79 B. Raimann | DE | 94 T. Lewis |
| LG | 56 Q. Nelson | DT | 96 T. Bryan |
| C | 78 R. Kelly | NT | 90 G. Stewart |
| RG | 75 W. Fries | DE | 51 K. Payne |
| RT | 72 B. Smith | WLB | 45 E. Speed |
| TE | 85 D. Ogletree | MLB | 44 Z. Franklin |
| WR | 10 A. Mitchell | CB | 40 J. Jones |
| WR | 14 A. Pierce | CB | 23 K. Moore II |
| WR | 11 M. Pittman Jr. | CB | 33 S. Wornack III |
| QB | 5 A. Richardson | FS | 25 R. Thomas II |
| RB | 28 J. Taylor | SS | 20 N. Cross |

Green Bay Packers Starters

| OFFENSE | | DEFENSE | |
|---------|----------------|---------|-----------------|
| WR | 9 C. Watson | DE | 91 P. Smith |
| LT | 63 R. Walker | DT | 97 K. Clark |
| LG | 74 E. Jenkins | DT | 93 T. Stanton |
| C | 71 J. Myers | DE | 52 R. Gary |
| RG | 75 S. Rhyan | LB | 7 Q. Walker |
| RT | 50 Z. Tom | LB | 58 I. McDuffie |
| TE | 88 L. Musgrave | CB | 23 J. Alexander |
| TE | 85 T. Koath | CB | 21 E. Stokes |
| WR | 87 R. Doubs | CB | 25 K. Nixon |
| QB | 2 M. Willis | S | 29 X. McKinney |
| RB | 8 J. Jacobs | S | 20 J. Bullard |

OFFICIALS: Referee: Shawn Hochuli (83), Umpire: Terry Killens Jr. (77), Down Judge: Patrick Holt (106), Line Judge: Tim Podraza (47), Field Judge: Jason Ledet (72), Side Judge: Jim Quirk (5), Back Judge: Jimmy Russell (82), Replay Official: James Nicholson, Replay Assistant: Adam Choate

SCORING DRIVES

| TEAM | QTR | TIME | SCORING PLAY | IND | GB |
|---------|-----|-------|---|-----|----|
| Packers | 1 | 10:30 | B.Narveson 46 yd. Field Goal (8-42, 4:30) | 0 | 3 |
| Packers | 1 | 03:18 | D.Wicks 14 yd. pass from M.Willis (B.Narveson kick) (11-82, 6:21) | 0 | 10 |
| Packers | 3 | 08:25 | B.Narveson 42 yd. Field Goal (7-23, 3:55) | 0 | 13 |
| Colts | 3 | 04:32 | M.Gay 34 yd. Field Goal (7-54, 3:53) | 3 | 13 |
| Packers | 4 | 10:50 | B.Narveson 34 yd. Field Goal (7-44, 3:22) | 3 | 16 |
| Colts | 4 | 01:47 | A.Pierce 4 yd. pass from A.Richardson (M.Gay kick) (12-65, 2:23) | 10 | 16 |

INDIANAPOLIS COLTS

| PASSING | ATT | CP | YDS | SK/YD | TD | LG | INT | RTG |
|--------------------|-----------|-----------|------------|------------|----------|-----------|----------|-------------|
| Anthony Richardson | 34 | 17 | 204 | 1/6 | 1 | 30 | 3 | 41.8 |
| TOTAL | 34 | 17 | 204 | 1/6 | 1 | 30 | 3 | 41.8 |

| RUSHING | ATT | YDS | AVG | LG | TD |
|--------------------|-----------|------------|------------|-----------|----------|
| Jonathan Taylor | 12 | 103 | 8.6 | 29 | 0 |
| Anthony Richardson | 4 | 37 | 9.3 | 21 | 0 |
| Trey Sermon | 2 | 0 | 0.0 | 4 | 0 |
| TOTAL | 18 | 140 | 7.8 | 29 | 0 |

| RECEIVING | NO | YDS | AVG | LG | TD |
|---------------------|-----------|------------|-------------|-----------|----------|
| Alec Pierce | 5 | 56 | 11.2 | 18 | 1 |
| Michael Pittman Jr. | 3 | 21 | 7.0 | 11 | 0 |
| Jonathan Taylor | 2 | 32 | 16.0 | 18 | 0 |
| Adonai Mitchell | 1 | 30 | 30.0 | 30 | 0 |
| Mo Alie-Cox | 1 | 22 | 22.0 | 22 | 0 |
| Ashton Dulin | 1 | 13 | 13.0 | 13 | 0 |
| Drew Ogletree | 1 | 12 | 12.0 | 12 | 0 |
| Kylen Granson | 1 | 9 | 9.0 | 9 | 0 |
| Trey Sermon | 1 | 7 | 7.0 | 7 | 0 |
| Tyler Goodson | 1 | 2 | 2.0 | 2 | 0 |
| TOTAL | 17 | 204 | 12.0 | 30 | 1 |

| TOP DEFENSE | TOT | SOLO | AST | SCK | YDS | INT |
|----------------|-----|------|-----|-----|-----|-----|
| Nick Cross | 15 | 10 | 5 | 0.0 | 0.0 | 0 |
| E.J. Speed | 12 | 8 | 4 | 0.0 | 0.0 | 0 |
| Zaire Franklin | 10 | 5 | 5 | 0.0 | 0.0 | 0 |

| FIELD GOALS | FGM/FGA | PERCENT | RESULTS |
|--------------|------------|-------------|-----------|
| Matt Gay | 1-2 | 50.0 | 34G, 50WL |
| TOTAL | 1-2 | 50.0 | |

GREEN BAY PACKERS

| PASSING | ATT | CP | YDS | SK/YD | TD | LG | INT | RTG |
|--------------|-----------|-----------|------------|------------|----------|-----------|----------|--------------|
| Malik Willis | 14 | 12 | 122 | 0/0 | 1 | 39 | 0 | 126.8 |
| TOTAL | 14 | 12 | 122 | 0/0 | 1 | 39 | 0 | 126.8 |

| RUSHING | ATT | YDS | AVG | LG | TD |
|----------------|-----------|------------|------------|-----------|----------|
| Josh Jacobs | 32 | 151 | 4.7 | 34 | 0 |
| Malik Willis | 6 | 41 | 6.8 | 19 | 0 |
| Jayden Reed | 2 | 37 | 18.5 | 22 | 0 |
| MarShawn Lloyd | 6 | 15 | 2.5 | 5 | 0 |
| Emanuel Wilson | 5 | 9 | 1.8 | 4 | 0 |
| Bo Melton | 2 | 8 | 4.0 | 16 | 0 |
| TOTAL | 53 | 261 | 4.9 | 34 | 0 |

| RECEIVING | NO | YDS | AVG | LG | TD |
|------------------|-----------|------------|-------------|-----------|----------|
| Romeo Doubs | 3 | 62 | 20.7 | 39 | 0 |
| Dontayvion Wicks | 3 | 26 | 8.7 | 14 | 1 |
| Tucker Kraft | 2 | 16 | 8.0 | 17 | 0 |
| Jayden Reed | 2 | 9 | 4.5 | 9 | 0 |
| Luke Musgrave | 1 | 6 | 6.0 | 6 | 0 |
| MarShawn Lloyd | 1 | 3 | 3.0 | 3 | 0 |
| TOTAL | 12 | 122 | 10.2 | 39 | 1 |

| TOP DEFENSE | TOT | SOLO | AST | SCK | YDS | INT |
|-----------------|-----|------|-----|-----|-----|-----|
| Quay Walker | 6 | 6 | 0 | 0.0 | 0.0 | 0 |
| Javon Bullard | 5 | 3 | 2 | 0.0 | 0.0 | 0 |
| Isaiah McDuffie | 4 | 3 | 1 | 0.0 | 0.0 | 0 |

| FIELD GOALS | FGM/FGA | PERCENT | RESULTS |
|------------------|------------|-------------|---------------------|
| Brayden Narveson | 3-4 | 75.0 | 46G, 42G, 34G, 45WR |
| TOTAL | 3-4 | 75.0 | |

GREEN BAY, Wis. (AP) — With plenty of help from his new teammates, Malik Willis went out and led the Packers to a victory over the Indianapolis Colts, 16-10, on Sunday. Acquired by Green Bay on Aug. 27 in a trade from Tennessee, Willis threw his first career touchdown pass to help the Packers withstand the absence of the injured Jordan Love. Willis played efficiently and went 12 of 14 for 122 yards, including a 14-yard touchdown pass to Dontayvion Wicks. Brayden Narveson went 3 of 4 on field-goal attempts to account for Green Bay's other points. Josh Jacobs ran for 151 yards on 32 carries to lead Green Bay's 261-yard rushing attack. The Packers gained 164 yards rushing in the first quarter alone, the highest first-quarter total for any NFL team since the Denver Broncos had 167 in the opening period of a 41-23 loss to the New England Patriots on Dec. 18, 2011. By halftime, the Packers had 237 yards rushing on 34 carries. The defense hounded Anthony Richardson into three interceptions. Indianapolis' Jonathan Taylor rushed for 103 yards on 12 carries, but didn't touch the ball in the fourth quarter. Richardson was 17 of 34 for 204 yards with one touchdown to go along with his three interceptions. Richardson also ran for 37 yards on four carries. Packers rookie Evan Williams intercepted a Hail Mary attempt from the Indianapolis 41 to end the game.

Team Statistics

| | Colts | Packers |
|------------------------------|---------|-----------|
| First Downs | 19 | 19 |
| 3rd-Down Eff. (Made/Att/Pct) | 2/9/22% | 10/17/59% |
| 4th-Down Eff. (Made/Att/Pct) | 1/2/50% | 0/0/0% |
| Total Net Yards | 338 | 383 |
| Total Plays | 53 | 67 |
| Yards Per Play | 6.4 | 5.7 |
| Rushes/Net Yards | 18/140 | 53/261 |
| Net Passing | 198 | 122 |
| Pass Attempts/Completions | 34/17 | 14/12 |
| Had Intercepts | 3 | 0 |
| Sacked/Yards Lost | 1/6 | 0/0 |
| Punts/Average | 3/53.7 | 3/46.3 |
| Penalties/Yards | 3/20 | 6/50 |
| Fumbles/Lost | 3/0 | 2/1 |
| Possession Time | 19:49 | 40:11 |

GAME SUMMARIES



WEEK 3

Green Bay Packers 30, Tennessee Titans 14
67,322 Nissan Stadium Sep 22, 2024



| | | | | | | |
|-------------------|----|---|---|---|---|----|
| Green Bay Packers | 17 | 3 | 7 | 3 | — | 30 |
| Tennessee Titans | 7 | 0 | 7 | 0 | — | 14 |

Tennessee Titans Starters

| OFFENSE | | DEFENSE | |
|-------------------------|----------------------|----------------------|--|
| WR 16 T. Burks | NT 93 T. Sweat | DT 98 J. Simmons | |
| TE 81 J. Whyte | DT 98 J. Simmons | OLB 49 A. Key | |
| LT 55 J. Latham | OLB 56 K. Murray Jr. | ILB 56 K. Murray Jr. | |
| LG 77 P. Skoronski | OLB 58 H. Landry III | LB 53 E. Jones IV | |
| C 79 L. Cushenberry III | LB 53 E. Jones IV | CB 13 C. Amaze | |
| RG 75 D. Radunz | CB 38 L. Sweat | CB 38 L. Sweat | |
| RT 78 N. Petit-Frere | CB 13 C. Amaze | S 28 O. Diggs | |
| OL 71 J. Duncan | S 28 O. Diggs | S 33 J. Adams | |
| TE 84 N. Vannett | S 33 J. Adams | S 37 A. Hooker | |
| QB 8 W. Levis | S 37 A. Hooker | | |
| RB 20 T. Pollard | | | |

Green Bay Packers Starters

| OFFENSE | | DEFENSE | |
|------------------|--------------------|----------------|--|
| WR 87 R. Doubs | DE 91 P. Smith | DT 97 K. Clark | |
| LT 63 R. Walker | DT 97 K. Clark | T. Slater | |
| LG 74 E. Jenkins | DE 83 T. Slater | R. Gary | |
| C 71 J. Myers | DE 82 R. Gary | Q. Walker | |
| RG 75 S. Rhyhan | LB 7 Q. Walker | E. Wilson | |
| RT 50 Z. Tom | LB 45 E. Wilson | J. McDuffie | |
| WR 11 J. Reed | LB 58 J. McDuffie | J. Alexander | |
| WR 9 C. Watson | CB 23 J. Alexander | E. Stokes | |
| TE 85 T. Kraft | CB 21 E. Stokes | X. McKinney | |
| QB 2 M. Willis | S 29 X. McKinney | J. Bullard | |
| RB 8 J. Jacobs | S 20 J. Bullard | | |

OFFICIALS: Referee: Clay Martin (19), Umpire: James Carter II (73), Down Judge: Jerod Phillips (6), Line Judge: Brian Perry (170), Field Judge: Dave Hawkshaw (107), Side Judge: Alonzo Ramsey III (80), Back Judge: Greg Wilson (119), Replay Official: Brian Matoren

SCORING DRIVES

| TEAM | QTR | TIME | SCORING PLAY | GB | TEN |
|---------|-----|-------|---|----|-----|
| Packers | 1 | 12:25 | M. Willis 5 yd. run (B. Narveson kick) (6-70, 2:35) | 7 | 0 |
| Titans | 1 | 07:15 | N. Vannett 1 yd. pass from W. Levis (N. Folk kick) (10-70, 5:10) | 7 | 7 |
| Packers | 1 | 01:05 | B. Narveson 21 yd. Field Goal (11-67, 6:10) | 10 | 7 |
| Packers | 1 | 00:51 | J. Alexander 35 yd. interception return (B. Narveson kick) | 17 | 7 |
| Packers | 2 | 00:00 | B. Narveson 26 yd. Field Goal (12-67, 6:02) | 20 | 7 |
| Packers | 3 | 08:25 | Em. Wilson 30 yd. pass from M. Willis (B. Narveson kick) (5-36, 3:13) | 27 | 7 |
| Titans | 3 | 04:55 | D. Hopkins 11 yd. pass from W. Levis (N. Folk kick) (7-68, 3:30) | 27 | 14 |
| Packers | 4 | 03:29 | B. Narveson 47 yd. Field Goal (8-31, 3:11) | 30 | 14 |

GREEN BAY PACKERS

| PASSING | ATT | CP | YDS | SK/YD | TD | LG | INT | RTG |
|--------------|-----------|-----------|------------|-------------|----------|-----------|----------|--------------|
| Malik Willis | 19 | 13 | 202 | 3/12 | 1 | 37 | 0 | 120.9 |
| TOTAL | 19 | 13 | 202 | 3/12 | 1 | 37 | 0 | 120.9 |

| RUSHING | ATT | YDS | AVG | LG | TD |
|----------------|-----------|------------|------------|-----------|----------|
| Malik Willis | 6 | 73 | 12.2 | 29 | 1 |
| Emanuel Wilson | 12 | 50 | 4.2 | 10 | 0 |
| Josh Jacobs | 14 | 43 | 3.1 | 10 | 0 |
| Jayden Reed | 2 | 19 | 9.5 | 15 | 0 |
| Chris Brooks | 3 | 3 | 1.0 | 3 | 0 |
| TOTAL | 37 | 188 | 5.1 | 29 | 1 |

| RECEIVING | NO | YDS | AVG | LG | TD |
|------------------|-----------|------------|-------------|-----------|----------|
| Jayden Reed | 4 | 50 | 12.5 | 30 | 0 |
| Christian Watson | 2 | 67 | 33.5 | 37 | 0 |
| Emanuel Wilson | 2 | 35 | 17.5 | 30 | 1 |
| Tucker Kraft | 2 | 24 | 12.0 | 21 | 0 |
| Romeo Doubs | 1 | 18 | 18.0 | 18 | 0 |
| Josh Jacobs | 1 | 5 | 5.0 | 5 | 0 |
| Luke Musgrave | 1 | 3 | 3.0 | 3 | 0 |
| TOTAL | 13 | 202 | 15.5 | 37 | 1 |

| TOP DEFENSE | TOT | SOLO | AST | SCK | YDS | INT |
|-----------------|-----|------|-----|-----|-----|-----|
| Isaiah McDuffie | 9 | 6 | 3 | 0.5 | 0.0 | 0 |
| Quay Walker | 6 | 3 | 3 | 0.5 | 0.0 | 0 |
| Eric Stokes | 5 | 5 | 0 | 0.0 | 0.0 | 0 |

| FIELD GOALS | FGM/FGA | PERCENT | RESULTS |
|------------------|------------|--------------|---------------|
| Brayden Narveson | 3-3 | 100.0 | 21G, 26G, 47G |
| TOTAL | 3-3 | 100.0 | |

TENNESSEE TITANS

| PASSING | ATT | CP | YDS | SK/YD | TD | LG | INT | RTG |
|--------------|-----------|-----------|------------|-------------|----------|-----------|----------|-------------|
| Will Levis | 34 | 26 | 260 | 8/56 | 2 | 29 | 2 | 92.8 |
| TOTAL | 34 | 26 | 260 | 8/56 | 2 | 29 | 2 | 92.8 |

| RUSHING | ATT | YDS | AVG | LG | TD |
|--------------|-----------|-----------|------------|----------|----------|
| Tony Pollard | 6 | 14 | 2.3 | 4 | 0 |
| Will Levis | 3 | 12 | 4.0 | 8 | 0 |
| Tyjae Spears | 2 | 7 | 3.5 | 6 | 0 |
| TOTAL | 11 | 33 | 3.0 | 8 | 0 |

| RECEIVING | NO | YDS | AVG | LG | TD |
|-----------------|-----------|------------|-------------|-----------|----------|
| DeAndre Hopkins | 6 | 73 | 12.2 | 20 | 1 |
| Tyjae Spears | 4 | 54 | 13.5 | 29 | 0 |
| Josh Whyte | 4 | 43 | 10.8 | 23 | 0 |
| Tyler Boyd | 3 | 33 | 11.0 | 20 | 0 |
| Tony Pollard | 3 | 15 | 5.0 | 12 | 0 |
| Chig Okonkwo | 2 | 15 | 7.5 | 8 | 0 |
| Nick Vannett | 2 | 9 | 4.5 | 8 | 1 |
| Treyton Burks | 1 | 9 | 9.0 | 9 | 0 |
| Calvin Ridley | 1 | 9 | 9.0 | 9 | 0 |
| TOTAL | 26 | 260 | 10.0 | 29 | 2 |

| TOP DEFENSE | TOT | SOLO | AST | SCK | YDS | INT |
|--------------------|-----|------|-----|-----|------|-----|
| Ernest Jones IV | 12 | 10 | 2 | 0.0 | 0.0 | 0 |
| Quandre Diggs | 8 | 7 | 1 | 0.0 | 0.0 | 0 |
| Kenneth Murray Jr. | 8 | 5 | 3 | 2.0 | 10.0 | 0 |

| FIELD GOALS | FGM/FGA | PERCENT | RESULTS |
|-------------|----------------|---------|---------|
| | No Field Goals | | |

NASHVILLE, Tenn. (AP) — Malik Willis ran for a touchdown and threw for a score, leading the Packers to a 30-14 rout of the Tennessee Titans on Sunday. Willis accounted for 134 of the Packers' 137 yards in the first quarter. He finished with 202 yards passing and 73 rushing. Two-time Pro Bowl cornerback Jaire Alexander scored a touchdown on his first career pick-6 late in the first quarter, helping Green Bay lead, 17-7, after 15 minutes and 20-7 at halftime. The Packers had eight sacks, their most since getting nine at Chicago on Jan. 2, 2005. They also forced three turnovers. Will Levis threw two TD passes, one to Nick Vannett and the other to DeAndre Hopkins. Tennessee's defense forced its first three-and-out after Hopkins: TD pulled the Titans within 27-14. Levis drove the Titans to the Green Bay 31, but was sacked two plays later by Kingsley Enagbare. Lukas Van Ness recovered the fumble near midfield. Green Bay came in leading the NFL with five interceptions and six takeaways. Now the Packers have seven picks through three games, matching their total from all of 2023. Xavier McKinney got the other interception in the final minutes.

Team Statistics

| | | |
|------------------------------|----------|---------|
| First Downs | 16 | 18 |
| 3rd-Down Eff. (Made/Att/Pct) | 5/14/36% | 3/9/33% |
| 4th-Down Eff. (Made/Att/Pct) | 0/0/0% | 0/1/0% |
| Total Net Yards | 378 | 237 |
| Total Plays | 59 | 53 |
| Yards Per Play | 6.4 | 4.5 |
| Rushes/Net Yards | 37/188 | 11/33 |
| Net Passing | 190 | 204 |
| Pass Attempts/Completions | 19/13 | 34/26 |
| Had Intercepted | 0 | 2 |
| Sacked/Yards Lost | 3/12 | 8/56 |
| Punts/Average | 5/48.8 | 4/46.8 |
| Penalties/Yards | 10/75 | 2/15 |
| Fumbles/Lost | 0/0 | 1/1 |
| Possession Time | 32:28 | 27:32 |

Packers

Titans

GAME SUMMARIES



31

WEEK 4

Minnesota Vikings 31, Green Bay Packers 29
78,335 @ Lambeau Field @ Sep 29, 2024



29

| | | | | | |
|-------------------|----|----|---|----|----|
| Minnesota Vikings | 14 | 14 | 0 | 3 | 31 |
| Green Bay Packers | 0 | 7 | 0 | 22 | 29 |

Minnesota Vikings Starters

| DEFENSE | | DEFENSE | |
|---------|--------------|---------|---------------|
| WR 18 | J. Jefferson | OLB 58 | J. Greenard |
| TE 84 | J. Oliver | DL 99 | J. Tillery |
| LT 71 | C. Darrisaw | DL 97 | H. Phillips |
| LG 64 | B. Brandel | DL 90 | J. Bullard |
| C 56 | G. Bradbury | OLB 43 | A. Van Ginkel |
| RG 67 | E. Ingram | LB 51 | B. Cashman |
| RT 75 | B. O'Neill | CB 2 | S. Gilmore |
| WR 3 | J. Addison | CB 7 | B. Murphy Jr. |
| WR 4 | B. Powell | S 22 | H. Smith |
| QB 14 | S. Darnold | S 24 | C. Bynum |
| RB 33 | A. Jones Sr. | S 44 | J. Metellus |

Green Bay Packers Starters

| DEFENSE | | DEFENSE | |
|---------|------------|---------|---------------|
| WR 9 | C. Watson | DE 91 | P. Smith |
| WR 87 | R. Doubs | DT 97 | K. Clark |
| LT 63 | R. Walker | DT 93 | T. Stanton |
| LG 74 | E. Jenkins | DE 52 | R. Gary |
| C 71 | J. Myers | LB 58 | I. McDuffie |
| RG 75 | S. Rhyan | LB 7 | Q. Walker |
| RT 50 | Z. Tom | CB 21 | E. Stokes |
| TE 85 | T. Kraft | CB 25 | K. Nixon |
| WR 11 | J. Reed | CB 26 | C. Ballentine |
| QB 10 | J. Love | S 29 | X. McKinney |
| RB 8 | J. Jacobs | S 20 | J. Bullard |

OFFICIALS: Referee: Bill Vinovich (52), Umpire: Scott Walker (11), Down Judge: Dale Keller (129), Line Judge: Tim Podraza (47), Field Judge: Aaron Santi (50), Side Judge: Jimmy Buchanan (86), Back Judge: Todd Prukop (30), Replay Official: Denise Crudup, Replay Assistant: Chad Wakefield

SCORING DRIVES

| TEAM | QTR | TIME | SCORING PLAY | MIN | GB |
|---------|-----|-------|--|-----|----|
| Vikings | 1 | 11:53 | J.Addison 29 yd. pass from S.Darnold (W.Reichard kick) (6-73, 3:07) | 7 | 0 |
| Vikings | 1 | 01:37 | J.Oliver 2 yd. pass from S.Darnold (W.Reichard kick) (8-73, 5:10) | 14 | 0 |
| Vikings | 2 | 11:50 | J.Addison 7 yd. run (W.Reichard kick) (7-46, 3:30) | 21 | 0 |
| Vikings | 2 | 05:28 | J.Jefferson 14 yd. pass from S.Darnold (W.Reichard kick) (1-4, 0:27) | 28 | 0 |
| Packers | 2 | 00:15 | J.Reed 15 yd. pass from J.Love (B.Narveson kick) (2-3, 0:24) | 28 | 7 |
| Packers | 4 | 11:38 | D.Wicks 6 yd. pass from J.Love (B.Narveson kick) (11-89, 3:55) | 28 | 14 |
| Packers | 4 | 06:50 | T.Kraft 13 yd. pass from J.Love (J.Love-T.Kraft pass) (2-20, 0:27) | 28 | 22 |
| Vikings | 4 | 06:50 | W.Reichard 33 yd. Field Goal (7-55, 3:26) | 31 | 22 |
| Packers | 4 | 00:56 | D.Wicks 17 yd. pass from J.Love (B.Narveson kick) (5-96, 1:22) | 31 | 29 |

MINNESOTA VIKINGS

| PASSING | ATT | CP | YDS | SK/YD | TD | LG | INT | RTG |
|--------------|-----------|-----------|------------|-------------|----------|-----------|----------|--------------|
| Sam Darnold | 28 | 20 | 275 | 2/21 | 3 | 31 | 1 | 123.4 |
| TOTAL | 28 | 20 | 275 | 2/21 | 3 | 31 | 1 | 123.4 |

GREEN BAY PACKERS

| PASSING | ATT | CP | YDS | SK/YD | TD | LG | INT | RTG |
|--------------|-----------|-----------|------------|-------------|----------|-----------|----------|-------------|
| Jordan Love | 54 | 32 | 389 | 1/10 | 4 | 42 | 3 | 83.0 |
| TOTAL | 54 | 32 | 389 | 1/10 | 4 | 42 | 3 | 83.0 |

| RUSHING | ATT | YDS | AVG | LG | TD |
|-----------------|-----------|------------|------------|-----------|----------|
| Aaron Jones Sr. | 22 | 93 | 4.2 | 17 | 0 |
| Sam Darnold | 7 | 15 | 2.1 | 12 | 0 |
| Jordan Addison | 1 | 7 | 7.0 | 7 | 1 |
| Ty Chandler | 3 | 5 | 1.7 | 3 | 0 |
| Jalen Nailor | 1 | 0 | 0.0 | 0 | 0 |
| TOTAL | 34 | 120 | 3.5 | 17 | 1 |

| RUSHING | ATT | YDS | AVG | LG | TD |
|----------------|-----------|-----------|------------|-----------|----------|
| Josh Jacobs | 9 | 51 | 5.7 | 13 | 0 |
| Emanuel Wilson | 8 | 27 | 3.4 | 8 | 0 |
| Jordan Love | 1 | 6 | 6.0 | 6 | 0 |
| Jayden Reed | 1 | 2 | 2.0 | 2 | 0 |
| TOTAL | 19 | 86 | 4.5 | 13 | 0 |

| RECEIVING | NO | YDS | AVG | LG | TD |
|---------------------|-----------|------------|-------------|-----------|----------|
| Justin Jefferson | 6 | 85 | 14.2 | 27 | 1 |
| Aaron Jones Sr. | 4 | 46 | 11.5 | 14 | 0 |
| Jordan Addison | 3 | 72 | 24.0 | 29 | 1 |
| Johnny Mundt | 2 | 15 | 7.5 | 9 | 0 |
| Josh Oliver | 2 | 10 | 5.0 | 8 | 1 |
| Jalen Nailor | 1 | 31 | 31.0 | 31 | 0 |
| Ty Chandler | 1 | 8 | 8.0 | 8 | 0 |
| Trent Sheffield Sr. | 1 | 8 | 8.0 | 8 | 0 |
| TOTAL | 20 | 275 | 13.8 | 31 | 3 |

| RECEIVING | NO | YDS | AVG | LG | TD |
|------------------|-----------|------------|-------------|-----------|----------|
| Jayden Reed | 7 | 139 | 19.9 | 42 | 1 |
| Tucker Kraft | 6 | 53 | 8.8 | 21 | 1 |
| Dontayvion Wicks | 5 | 78 | 15.6 | 36 | 2 |
| Romeo Doubs | 4 | 39 | 9.8 | 20 | 0 |
| Josh Jacobs | 4 | 27 | 6.8 | 9 | 0 |
| Luke Musgrave | 3 | 13 | 4.3 | 5 | 0 |
| Malik Heath | 2 | 12 | 6.0 | 9 | 0 |
| Bo Melton | 1 | 28 | 28.0 | 28 | 0 |
| TOTAL | 32 | 389 | 12.2 | 42 | 4 |

| TOP DEFENSE | TOT | SOLO | AST | SCK | YDS | INT |
|------------------|-----|------|-----|-----|-----|-----|
| Blake Cashman | 11 | 6 | 5 | 0.0 | 0.0 | 0 |
| Camryn Bynum | 7 | 6 | 1 | 0.0 | 0.0 | 0 |
| Byron Murphy Jr. | 7 | 5 | 2 | 0.0 | 0.0 | 1 |

| TOP DEFENSE | TOT | SOLO | AST | SCK | YDS | INT |
|---------------|-----|------|-----|-----|------|-----|
| Quay Walker | 8 | 6 | 2 | 1.0 | 13.0 | 0 |
| Eric Stokes | 7 | 6 | 1 | 0.0 | 0.0 | 0 |
| Keisean Nixon | 7 | 5 | 2 | 1.0 | 8.0 | 0 |

| FIELD GOALS | FGM/FGA | PERCENT | RESULTS |
|---------------|------------|--------------|---------|
| Will Reichard | 1-1 | 100.0 | 33G |
| TOTAL | 1-1 | 100.0 | |

| FIELD GOALS | FGM/FGA | PERCENT | RESULTS |
|------------------|------------|------------|------------|
| Brayden Narveson | 0-2 | 0.0 | 37RU, 49WR |
| TOTAL | 0-2 | 0.0 | |

GREEN BAY, Wis. (AP) — Sam Darnold threw three touchdown passes and Jordan Addison scored twice as the undefeated Vikings built an early 28-point lead and hung on down the stretch to beat the Green Bay Packers, 31-29, on Sunday. Jordan Love, who returned after missing two games with an injured left medial collateral ligament, threw for 389 yards and four touchdowns, both career highs. But he also matched a career high with three interceptions while going 32 of 54. Darnold was 20 of 28 for 275 yards with touchdown passes of 29 yards to Addison, 2 yards to Josh Oliver and 14 yards to Justin Jefferson. He also threw an interception and lost a fumble. Former Packers running back Aaron Jones had 22 carries for 93 yards and four catches for 46 yards in his return to Lambeau Field. Jayden Reed had seven receptions for a career-high 139 yards and a touchdown for the Packers. The Vikings led 28-7 and had second-and-1 from the Green Bay 20 in the third quarter when Xavier McKinney picked off Darnold, becoming the first Packer to intercept a pass in each of his first four games with the team. Green Bay got within 31-29 on Dontayvion Wicks' second four-quarter touchdown catch — a 17-yarder with 56 seconds left. Oliver recovered Daniel Whelan's ensuing onside kick — it actually was a drop kick — to secure the victory.

Team Statistics

| | |
|------------------------------|----------|
| First Downs | 22 |
| 3rd-Down Eff. (Made/Att/Pct) | 4/11/36% |
| 4th-Down Eff. (Made/Att/Pct) | 0/1/0% |
| Total Net Yards | 374 |
| Total Plays | 64 |
| Yards Per Play | 5.8 |
| Rushes/Net Yards | 34/120 |
| Net Passing | 254 |
| Pass Attempts/Completions | 28/20 |
| Had Intercepted | 1 |
| Sacked/Yards Lost | 2/21 |
| Punts/Average | 5/45.0 |
| Penalties/Yards | 7/65 |
| Fumbles/Lost | 2/2 |
| Possession Time | 32:15 |

Vikings

| |
|----------|
| 22 |
| 4/12/33% |
| 0/2/0% |
| 465 |
| 74 |
| 6.3 |
| 19/86 |
| 379 |
| 54/32 |
| 3 |
| 1/10 |
| 3/60.0 |
| 8/68 |
| 1/1 |
| 27:45 |

Packers

| |
|----------|
| 24 |
| 4/12/33% |
| 0/2/0% |
| 465 |
| 74 |
| 6.3 |
| 19/86 |
| 379 |
| 54/32 |
| 3 |
| 1/10 |
| 3/60.0 |
| 8/68 |
| 1/1 |
| 27:45 |

GAME SUMMARIES



WEEK 5

Green Bay Packers 24, Los Angeles Rams 19
72,842 SoFi Stadium Oct 6, 2024



| | | | | | | |
|-------------------|---|----|----|---|---|----|
| Green Bay Packers | 7 | 3 | 14 | 0 | — | 24 |
| Los Angeles Rams | 0 | 13 | 0 | 6 | — | 19 |

Los Angeles Rams Starters

| OFFENSE | | DEFENSE | |
|----------------------|---------------------|-----------------|-------------------|
| WR 88 J. Whittington | NT 95 B. Brown III | DE 91 K. Turner | DE 97 K. Clark |
| TE 86 C. Parkinson | DE 91 K. Turner | OLB 9 B. Young | DT 93 T. Slater |
| WR 5 T. Atwell | OLB 9 B. Young | J. Wiese | DE 52 R. Gary |
| LT 77 A. Jackson | OLB 8 J. Wiese | | |
| LG 60 L. Bruss | ILB 51 T. Reeder | RG 75 S. Rhyhan | LB 58 I. McDuffie |
| C 50 B. Limmer | ILB 56 C. Rozeboom | RT 50 Z. Tom | LB 7 Q. Walker |
| RG 69 K. Dotson | CB 4 A. Witherspoon | TE 85 T. Kraft | CB 21 E. Stokes |
| RB 79 R. Havenstein | CB 14 C. Durant | WR 11 J. Reed | CB 25 K. Hixon |
| WR 15 D. Robinson | CB 30 J. Wallace | WR 13 D. Wicks | S 33 E. Williams |
| QB 9 M. Stafford | S 37 Q. Lake | QB 10 J. Love | S 29 X. McKinney |
| RB 23 K. Williams | S 3 K. Curti | RB 8 J. Jacobs | S 20 J. Bullard |

Green Bay Packers Starters

| OFFENSE | | DEFENSE | |
|------------------|-------------------|-------------------|--|
| WR 18 M. Heath | DE 91 P. Smith | DE 91 P. Smith | |
| LT 63 R. Walker | DT 97 K. Clark | DT 97 K. Clark | |
| LG 74 E. Jenkins | DT 93 T. Slater | DT 93 T. Slater | |
| C 71 J. Myers | DE 52 R. Gary | DE 52 R. Gary | |
| RG 75 S. Rhyhan | LB 58 I. McDuffie | LB 58 I. McDuffie | |
| RT 50 Z. Tom | LB 7 Q. Walker | LB 7 Q. Walker | |
| TE 85 T. Kraft | CB 21 E. Stokes | CB 21 E. Stokes | |
| WR 11 J. Reed | CB 25 K. Hixon | CB 25 K. Hixon | |
| WR 13 D. Wicks | S 33 E. Williams | S 33 E. Williams | |
| QB 10 J. Love | S 29 X. McKinney | S 29 X. McKinney | |
| RB 8 J. Jacobs | S 20 J. Bullard | S 20 J. Bullard | |

OFFICIALS: Referee: Brad Allen (122), Umpire: Duane Heydt (42), Down Judge: Sarah Thomas (53), Line Judge: Walter Flores (32), Field Judge: Rick Patterson (15), Side Judge: Chad Hill (125), Back Judge: Tyree Walton (2)

SCORING DRIVES

| TEAM | QTR | TIME | SCORING PLAY | GB | LAR |
|---------|-----|-------|--|----|-----|
| Packers | 1 | 06:45 | J. Jacobs 2 yd. run (B. Narveson kick) (9-96, 5:05) | 7 | 0 |
| Rams | 2 | 09:47 | K. Williams 1 yd. run (J. Karty kick) (13-55, 7:10) | 7 | 7 |
| Rams | 2 | 02:02 | J. McCollough 4 yd. interception return (kick blocked) | 7 | 13 |
| Packers | 2 | 00:00 | B. Narveson 46 yd. Field Goal (9-42, 2:02) | 10 | 13 |
| Packers | 3 | 11:15 | T. Kraft 66 yd. pass from J. Love (B. Narveson kick) (2-70, 0:43) | 17 | 13 |
| Packers | 3 | 03:55 | T. Kraft 7 yd. pass from J. Love (B. Narveson kick) (7-54, 4:06) | 24 | 13 |
| Rams | 4 | 03:30 | D. Robinson 1 yd. pass from M. Stafford (run failed) (11-91, 2:32) | 24 | 19 |

GREEN BAY PACKERS

| PASSING | ATT | CP | YDS | SK/YD | TD | LG | INT | RTG |
|--------------|-----------|-----------|------------|-------------|----------|------------|----------|-------------|
| Jordan Love | 26 | 15 | 224 | 2/22 | 2 | 66t | 1 | 95.7 |
| TOTAL | 26 | 15 | 224 | 2/22 | 2 | 66t | 1 | 95.7 |

| RUSHING | ATT | YDS | AVG | LG | TD |
|----------------|-----------|------------|------------|-----------|----------|
| Josh Jacobs | 19 | 73 | 3.8 | 13 | 1 |
| Emanuel Wilson | 6 | 24 | 4.0 | 7 | 0 |
| Jayden Reed | 2 | 19 | 9.5 | 11 | 0 |
| Jordan Love | 3 | 10 | 3.3 | 12 | 0 |
| TOTAL | 30 | 126 | 4.2 | 13 | 1 |

| RECEIVING | NO | YDS | AVG | LG | TD |
|------------------|-----------|------------|-------------|------------|----------|
| Tucker Kraft | 4 | 88 | 22.0 | 66t | 2 |
| Jayden Reed | 4 | 78 | 19.5 | 53 | 0 |
| Dontayvion Wicks | 2 | 20 | 10.0 | 10 | 0 |
| Malik Heath | 2 | 14 | 7.0 | 7 | 0 |
| Josh Jacobs | 1 | 21 | 21.0 | 21 | 0 |
| Bo Melton | 1 | 12 | 12.0 | 12 | 0 |
| Emanuel Wilson | 1 | -9 | -9.0 | -9 | 0 |
| TOTAL | 15 | 224 | 14.9 | 66t | 2 |

| TOP DEFENSE | TOT | SOLO | AST | SCK | YDS | INT |
|-----------------|-----|------|-----|-----|-----|-----|
| Evan Williams | 10 | 4 | 6 | 0.0 | 0.0 | 0 |
| Quay Walker | 9 | 6 | 3 | 0.0 | 0.0 | 0 |
| Isaiah McDuffie | 9 | 3 | 6 | 0.0 | 0.0 | 0 |

| FIELD GOALS | FGM/FGA | PERCENT | RESULTS |
|------------------|------------|--------------|---------|
| Brayden Narveson | 1-1 | 100.0 | 46G |
| TOTAL | 1-1 | 100.0 | |

LOS ANGELES RAMS

| PASSING | ATT | CP | YDS | SK/YD | TD | LG | INT | RTG |
|------------------|-----------|-----------|------------|-------------|----------|-----------|----------|-------------|
| Matthew Stafford | 45 | 29 | 260 | 3/24 | 1 | 31 | 1 | 78.0 |
| TOTAL | 45 | 29 | 260 | 3/24 | 1 | 31 | 1 | 78.0 |

| RUSHING | ATT | YDS | AVG | LG | TD |
|----------------|-----------|------------|------------|-----------|----------|
| Kyren Williams | 22 | 102 | 4.6 | 30 | 1 |
| Blake Corum | 5 | 25 | 5.0 | 12 | 0 |
| Tutu Atwell | 1 | 7 | 7.0 | 7 | 0 |
| TOTAL | 28 | 134 | 4.8 | 30 | 1 |

| RECEIVING | NO | YDS | AVG | LG | TD |
|--------------------|-----------|------------|------------|-----------|----------|
| Jordan Whittington | 7 | 89 | 12.7 | 31 | 0 |
| Colby Parkinson | 7 | 52 | 7.4 | 9 | 0 |
| Tutu Atwell | 6 | 58 | 9.7 | 24 | 0 |
| Demarcus Robinson | 3 | 28 | 9.3 | 16 | 1 |
| Hunter Long | 2 | 16 | 8.0 | 9 | 0 |
| Xavier Smith | 2 | 6 | 3.0 | 11 | 0 |
| Blake Corum | 1 | 8 | 8.0 | 8 | 0 |
| Kyren Williams | 1 | 3 | 3.0 | 3 | 0 |
| TOTAL | 29 | 260 | 9.0 | 31 | 1 |

| TOP DEFENSE | TOT | SOLO | AST | SCK | YDS | INT |
|--------------------|-----|------|-----|-----|-----|-----|
| Kam Curti | 8 | 4 | 4 | 0.0 | 0.0 | 0 |
| Christian Rozeboom | 8 | 3 | 5 | 0.0 | 0.0 | 0 |
| Quentin Lake | 6 | 5 | 1 | 0.0 | 0.0 | 0 |

| FIELD GOALS | FGM/FGA | PERCENT | RESULTS |
|----------------|---------|---------|---------|
| No Field Goals | | | |

INGLEWOOD, Calif. (AP) — Green Bay's Jordan Love completed nine straight passes after his first career pick-six, including a pair of touchdown passes to Tucker Kraft in the second half as the Packers rallied for a 24-19 victory Sunday. The Packers trailed 13-7 late in the second quarter after Jaylen McCollough intercepted Love's off-balance attempt to throw the ball away and ran it in from 4 yards. But Love, who completed 15 of 26 passes for 224 yards, led Green Bay to points on its next three drives and benefited from a pair of turnovers as the Packers beat the Rams for the ninth time in their last 10 regular-season meetings. Josh Jacobs had 19 carries for 73 yards and scored his first TD with the Packers in the first quarter on a 2-yard run around right end. Kraft had two receptions for a career-best 88 yards. Two plays after Xavier McKinney recovered a fumble by Rams running back Kyren Williams and returned it 7 yards to the Green Bay 30, Love connected with Kraft for a 66-yard touchdown to give the Packers a 17-13 lead. After McKinney became the first player since the 1970 merger with an interception in each of his first five games with a team, Kraft completed a seven-play drive when he scored from 7 yards out for the first two-TD game of his career. Matthew Stafford's 1-yard touchdown pass to Demarcus Robinson — the two-point conversion attempt failed — with 3:30 remaining pulled the Rams within 24-19. Los Angeles forced Green Bay to punt on the ensuing possession and took over on its own 29 with 2:57 remaining. The Rams drove to the Packers' 38, but Stafford was unable to connect with Colby Parkinson on fourth-and-5 with 1:01 remaining.

Team Statistics

| | | |
|------------------------------|---------|----------|
| First Downs | 19 | 24 |
| 3rd-Down Eff. (Made/Att/Pct) | 1/8/13% | 8/16/50% |
| 4th-Down Eff. (Made/Att/Pct) | 0/0/0% | 2/4/50% |
| Total Net Yards | 328 | 370 |
| Total Plays | 58 | 76 |
| Yards Per Play | 5.7 | 4.9 |
| Rushes/Net Yards | 30/126 | 28/134 |
| Net Passing | 202 | 236 |
| Pass Attempts/Completions | 26/15 | 45/29 |
| Had Interceptions | 1 | 1 |
| Sacked/Yards Lost | 2/22 | 3/24 |
| Punts/Average | 5/37.2 | 3/43.0 |
| Penalties/Yards | 7/39 | 5/30 |
| Fumbles/Lost | 1/0 | 1/1 |
| Possession Time | 27:19 | 32:41 |

Packers

Rams

GAME SUMMARIES



13

WEEK 6

Green Bay Packers 34, Arizona Cardinals 13
77,773 @ Lambeau Field Oct 13, 2024



34

| | | | | | | |
|-------------------|---|----|---|---|---|----|
| Arizona Cardinals | 0 | 10 | 3 | 0 | — | 13 |
| Green Bay Packers | 7 | 17 | 7 | 3 | — | 34 |

Arizona Cardinals Starters

| OFFENSE | | DEFENSE | |
|---------|-----------------|---------|-------------------|
| WR 18 | M. Harrison Jr. | DT 91 | L. Collier |
| LT 70 | P. Johnson Jr. | NT 98 | R. Lopez |
| LG 62 | E. Brown | DT 92 | B. Nichols |
| C 72 | H. Frohnholt | OLB 25 | Z. Collins |
| RG 63 | T. Colon | ILB 7 | K. White |
| RT 68 | K. Beachum | ILB 2 | M. Wilson Sr. |
| TE 85 | T. McBride | OLB 45 | D. Gardock |
| TE 87 | T. Reiman | CB 23 | S. Murphy-Bunting |
| TE 84 | E. Higgins | CB 24 | S. Thomas V |
| QB 1 | K. Murray | S 3 | B. Baker |
| RB 6 | J. Connor | S 34 | J. Thompson |

Green Bay Packers Starters

| OFFENSE | | DEFENSE | |
|---------|------------|---------|--------------|
| WR 9 | C. Watson | DE 91 | P. Smith |
| TE 85 | T. Kraft | DT 97 | K. Clark |
| LT 63 | R. Walker | DT 80 | T. Slater |
| LG 74 | E. Jenkins | DE 92 | R. Gary |
| C 71 | J. Myers | LB 58 | I. McDuffie |
| RG 75 | S. Rhyan | LB 7 | O. Walker |
| RT 50 | Z. Tom | LB 45 | E. Wilson |
| TE 88 | B. Sims | CB 23 | J. Alexander |
| WR 11 | J. Reed | CB 25 | K. Nixon |
| QB 10 | J. Love | S 29 | X. McKinney |
| RB 8 | J. Jacobs | S 20 | J. Bullard |

OFFICIALS: Referee: Alex Kemp (55), Umpire: Mike Morton (89), Down Judge: Robert Richeson (168), Line Judge: Rusty Baynes (59), Field Judge: Sean Petty (28), Side Judge: Lu van Pham (99), Back Judge: Scott Helverson (93), Replay Assistant: Gerald Frye, Replay Assistant: Julie Johnson

SCORING DRIVES

| TEAM | QTR | TIME | SCORING PLAY | ARI | GB |
|-----------|-----|-------|--|-----|----|
| Packers | 1 | 08:55 | J.Reed 5 yd. pass from J.Love (B.Narveson kick) (5-44, 2:31) | 0 | 7 |
| Packers | 2 | 14:55 | R.Doubs 10 yd. pass from J.Love (B.Narveson kick) (11-80, 6:42) | 0 | 14 |
| Packers | 2 | 06:32 | B.Narveson 36 yd. Field Goal (12-72, 6:48) | 0 | 17 |
| Packers | 2 | 04:32 | C.Watson 44 yd. pass from J.Love (B.Narveson kick) (1-44, 0:07) | 0 | 24 |
| Cardinals | 2 | 01:56 | Mi.Wilson 18 yd. pass from K.Murray (C.Ryland kick) (6-70, 2:36) | 7 | 24 |
| Cardinals | 2 | 00:04 | C.Ryland 38 yd. Field Goal (9-25, 1:00) | 10 | 24 |
| Cardinals | 3 | 09:03 | C.Ryland 40 yd. Field Goal (9-53, 5:57) | 13 | 24 |
| Packers | 3 | 03:48 | R.Doubs 20 yd. pass from J.Love (B.Narveson kick) (9-70, 5:15) | 13 | 31 |
| Packers | 4 | 09:28 | B.Narveson 41 yd. Field Goal (12-56, 5:44) | 13 | 34 |

ARIZONA CARDINALS

| PASSING | ATT | CP | YDS | SK/YD | TD | LG | INT | RTG |
|--------------|-----------|-----------|------------|------------|----------|-----------|----------|-------------|
| Kyler Murray | 32 | 22 | 214 | 0/0 | 1 | 27 | 0 | 97.7 |
| TOTAL | 32 | 22 | 214 | 0/0 | 1 | 27 | 0 | 97.7 |

| RUSHING | ATT | YDS | AVG | LG | TD |
|-----------------|-----------|-----------|------------|-----------|----------|
| Trey Benson | 5 | 26 | 5.2 | 20 | 0 |
| Emari Demercado | 4 | 25 | 6.3 | 8 | 0 |
| James Conner | 7 | 24 | 3.4 | 9 | 0 |
| Kyler Murray | 7 | 14 | 2.0 | 5 | 0 |
| TOTAL | 23 | 89 | 3.9 | 20 | 0 |

| RECEIVING | NO | YDS | AVG | LG | TD |
|-----------------|-----------|------------|------------|-----------|----------|
| Trey McBride | 8 | 96 | 12.0 | 27 | 0 |
| Emari Demercado | 5 | 39 | 7.8 | 13 | 0 |
| James Conner | 4 | 22 | 5.5 | 9 | 0 |
| Greg Dortch | 3 | 36 | 12.0 | 16 | 0 |
| Michael Wilson | 2 | 21 | 10.5 | 18† | 1 |
| TOTAL | 22 | 214 | 9.7 | 27 | 1 |

| TOP DEFENSE | TOT | SOLO | AST | SCK | YDS | INT |
|-----------------|-----|------|-----|-----|-----|-----|
| Krys Barnes | 10 | 8 | 2 | 0.0 | 0.0 | 0 |
| Budda Baker | 7 | 4 | 3 | 0.0 | 0.0 | 0 |
| Mack Wilson Sr. | 7 | 3 | 4 | 0.0 | 0.0 | 0 |

| FIELD GOALS | FGM/FGA | PERCENT | RESULTS |
|--------------|------------|--------------|----------|
| Chad Ryland | 2-2 | 100.0 | 38G, 40G |
| TOTAL | 2-2 | 100.0 | |

GREEN BAY PACKERS

| PASSING | ATT | CP | YDS | SK/YD | TD | LG | INT | RTG |
|--------------|-----------|-----------|------------|------------|----------|------------|----------|--------------|
| Jordan Love | 32 | 22 | 258 | 0/0 | 4 | 44† | 1 | 119.5 |
| TOTAL | 32 | 22 | 258 | 0/0 | 4 | 44† | 1 | 119.5 |

| RUSHING | ATT | YDS | AVG | LG | TD |
|----------------|-----------|------------|------------|-----------|----------|
| Josh Jacobs | 18 | 62 | 3.4 | 14 | 0 |
| Emanuel Wilson | 7 | 54 | 7.7 | 16 | 0 |
| Bo Melton | 2 | 27 | 13.5 | 16 | 0 |
| Chris Brooks | 4 | 21 | 5.3 | 11 | 0 |
| Jordan Love | 5 | 13 | 2.6 | 6 | 0 |
| Tucker Kraft | 1 | 2 | 2.0 | 2 | 0 |
| Jayden Reed | 1 | 0 | 0.0 | 0 | 0 |
| TOTAL | 38 | 179 | 4.7 | 16 | 0 |

| RECEIVING | NO | YDS | AVG | LG | TD |
|------------------|-----------|------------|-------------|------------|----------|
| Jayden Reed | 6 | 28 | 4.7 | 7 | 1 |
| Christian Watson | 3 | 68 | 22.7 | 44† | 1 |
| Romeo Doubs | 3 | 49 | 16.3 | 20† | 2 |
| Josh Jacobs | 3 | 28 | 9.3 | 14 | 0 |
| Ben Sims | 2 | 38 | 19.0 | 28 | 0 |
| Tucker Kraft | 2 | 13 | 6.5 | 8 | 0 |
| Emanuel Wilson | 1 | 19 | 19.0 | 19 | 0 |
| Dontayvion Wicks | 1 | 9 | 9.0 | 9 | 0 |
| Bo Melton | 1 | 6 | 6.0 | 6 | 0 |
| TOTAL | 22 | 258 | 11.7 | 44† | 4 |

| TOP DEFENSE | TOT | SOLO | AST | SCK | YDS | INT |
|-----------------|-----|------|-----|-----|-----|-----|
| Quay Walker | 11 | 10 | 1 | 0.0 | 0.0 | 0 |
| Javon Bullard | 7 | 6 | 1 | 0.0 | 0.0 | 0 |
| Edgerrin Cooper | 7 | 5 | 2 | 0.0 | 0.0 | 0 |

| FIELD GOALS | FGM/FGA | PERCENT | RESULTS |
|------------------|------------|-------------|----------------|
| Brayden Narveson | 2-3 | 66.7 | 36G, 44WR, 41G |
| TOTAL | 2-3 | 66.0 | |

GREEN BAY, Wis. (AP) — Romeo Doubs caught two of Jordan Love's four touchdown passes in the Packers' 34-13 victory over the Arizona Cardinals on Sunday. Doubs' first two touchdowns of the season included a 10-yard score to open the second quarter and a 20-yard reception in the third quarter. Love also threw touchdown passes of 5 yards to Jayden Reed and 44 yards to Christian Watson while going 22 of 32 — completing throws to nine players — for 258 yards with one interception. His four touchdown passes matched a career high. Love threw three touchdown passes in the first 25½ minutes as the Packers took a 24-0 lead. The Cardinals got back into it by scoring 13 straight points — 10 in the final two minutes of the first half and a field goal on the opening drive of the second half. The Cardinals had been averaging a league-low 3.8 penalties per game, but they were penalized 13 times for 100 yards on Sunday. They also committed three turnovers. Kyler Murray went 22 of 32 yards for 214 yards, including an 18-yard touchdown to Michael Wilson. Arizona's James Conner gained just 24 yards on seven carries as the Packers outstrued the Cardinals, 179-89.

Team Statistics

| | | |
|------------------------------|----------|----------|
| First Downs | 16 | 27 |
| 3rd-Down Eff. (Made/Att/Pct) | 4/10/40% | 7/12/58% |
| 4th-Down Eff. (Made/Att/Pct) | 0/0/0% | 1/1/100% |
| Total Net Yards | 303 | 437 |
| Total Plays | 55 | 70 |
| Yards Per Play | 5.5 | 6.2 |
| Rushes/Net Yards | 23/89 | 38/179 |
| Net Passing | 214 | 258 |
| Pass Attempts/Completions | 32/22 | 32/22 |
| Had Intercepted | 0 | 1 |
| Sacked/Yards Lost | 0/0 | 0/0 |
| Punts/Average | 4/52.8 | 1/46.0 |
| Penalties/Yards | 13/100 | 5/40 |
| Fumbles/Lost | 3/3 | 0/0 |
| Possession Time | 23:25 | 36:35 |

Cardinals Packers

| | | |
|------------------------------|----------|----------|
| First Downs | 16 | 27 |
| 3rd-Down Eff. (Made/Att/Pct) | 4/10/40% | 7/12/58% |
| 4th-Down Eff. (Made/Att/Pct) | 0/0/0% | 1/1/100% |
| Total Net Yards | 303 | 437 |
| Total Plays | 55 | 70 |
| Yards Per Play | 5.5 | 6.2 |
| Rushes/Net Yards | 23/89 | 38/179 |
| Net Passing | 214 | 258 |
| Pass Attempts/Completions | 32/22 | 32/22 |
| Had Intercepted | 0 | 1 |
| Sacked/Yards Lost | 0/0 | 0/0 |
| Punts/Average | 4/52.8 | 1/46.0 |
| Penalties/Yards | 13/100 | 5/40 |
| Fumbles/Lost | 3/3 | 0/0 |
| Possession Time | 23:25 | 36:35 |

GAME SUMMARIES



22

WEEK 7

Green Bay Packers 24, Houston Texans 22
78,197 @ Lambeau Field Oct 20, 2024



24

| | | | | | | |
|-------------------|---|----|---|---|---|----|
| Houston Texans | 3 | 16 | 0 | 3 | — | 22 |
| Green Bay Packers | 0 | 14 | 7 | 3 | — | 24 |

Houston Texans Starters

| OFFENSE | | DEFENSE | |
|---------|-------------|---------|-------------------|
| WR 3 | T. Dell | DE 51 | W. Anderson Jr. |
| WR 1 | S. Diggs | DE 55 | D. Hunter |
| TE 85 | T. Quatraro | DT 96 | T. Settle Jr. |
| TE 87 | C. Stover | DT 91 | F. Fabiani |
| LT 78 | L. Tunsil | LB 35 | J. Hansen |
| LG 76 | K. Green | LB 43 | N. Hewitt |
| C 70 | J. Scruggs | CB 37 | D. Ross |
| RG 69 | S. Mason | CB 24 | D. Singletary Jr. |
| RT 71 | T. Howard | S 21 | C. Bullock |
| QB 7 | C. Stroud | S 23 | E. Murray |
| RB 28 | J. Mixon | S 5 | J. Pitre |

Green Bay Packers Starters

| OFFENSE | | DEFENSE | |
|---------|------------|---------|--------------|
| WR 9 | C. Watson | DE 91 | P. Smith |
| WR 87 | R. Doubs | DT 97 | K. Clark |
| LT 63 | R. Walker | DT 93 | T. Sitton |
| LG 74 | E. Jenkins | DE 92 | R. Gary |
| RG 75 | J. Myers | LB 58 | I. McDuffie |
| RB 70 | S. Rhyhan | LB 7 | O. Walker |
| RT 50 | Z. Tom | LB 45 | E. Wilson |
| TE 65 | T. Kraft | CB 23 | J. Alexander |
| TE 89 | B. Sims | CB 25 | K. Nixon |
| QB 10 | J. Love | S 29 | X. McKinney |
| RB 8 | J. Jacobs | S 33 | E. Williams |

OFFICIALS: Referee: Scott Novak (1), Umpire: Mark Pellis (13), Down Judge: Brian Sakowski (112), Line Judge: Mark Stewart (75), Field Judge: Terry Brown (43), Side Judge: Dave Meslow (118), Back Judge: Terrence Miles (111), Replay Official: Matt Sunstine, Replay Assistant: Tim Englund

SCORING DRIVES

| TEAM | QTR | TIME | SCORING PLAY | HOU | GB |
|---------|-----|-------|--|-----|----|
| Texans | 1 | 11:48 | K.Fairbairn 23 yd. Field Goal (4-6, 1:00) | 3 | 0 |
| Packers | 2 | 13:16 | T.Kraft 14 yd. pass from J.Love (B.McManus kick) (13-92, 6:50) | | 3 |
| Texans | 2 | 11:52 | J.Mixon 2 yd. run (K.Fairbairn kick) (2-11, 0:37) | | 10 |
| Packers | 2 | 08:51 | D.Wicks 30 yd. pass from J.Love (B.McManus kick) (6-70, 3:01) | | 10 |
| Texans | 2 | 04:30 | K.Fairbairn 52 yd. Field Goal (9-23, 4:21) | | 13 |
| Texans | 2 | 01:13 | J.Mixon 4 yd. run (run failed) (5-55, 3:05) | | 19 |
| Packers | 3 | 07:25 | J.Jacobs 8 yd. pass from J.Love (B.McManus kick) (9-71, 5:22) | | 19 |
| Texans | 4 | 01:44 | K.Fairbairn 35 yd. Field Goal (13-45, 6:27) | | 22 |
| Packers | 4 | 00:00 | B.McManus 45 yd. Field Goal (8-44, 1:44) | | 22 |

HOUSTON TEXANS

| PASSING | ATT | CP | YDS | SK/YD | TD | LG | INT | RTG |
|--------------|-----------|-----------|-----------|-------------|----------|-----------|----------|-------------|
| C.J. Stroud | 21 | 10 | 86 | 4/31 | 0 | 28 | 0 | 58.8 |
| TOTAL | 21 | 10 | 86 | 4/31 | 0 | 28 | 0 | 58.8 |

| RUSHING | ATT | YDS | AVG | LG | TD |
|-----------------|-----------|------------|------------|-----------|----------|
| Joe Mixon | 25 | 115 | 4.6 | 32 | 2 |
| C.J. Stroud | 5 | 19 | 3.8 | 10 | 0 |
| Dare Ogunbowale | 1 | 6 | 6.0 | 6 | 0 |
| Dameon Pierce | 2 | 2 | 1.0 | 2 | 0 |
| TOTAL | 33 | 142 | 4.3 | 32 | 2 |

| RECEIVING | NO | YDS | AVG | LG | TD |
|-------------------|-----------|-----------|------------|-----------|----------|
| Stefon Diggs | 5 | 23 | 4.6 | 17 | 0 |
| Joe Mixon | 2 | 9 | 4.5 | 11 | 0 |
| Dalton Schultz | 1 | 28 | 28.0 | 28 | 0 |
| Cade Stover | 1 | 15 | 15.0 | 15 | 0 |
| Xavier Hutchinson | 1 | 11 | 11.0 | 11 | 0 |
| TOTAL | 10 | 86 | 8.6 | 28 | 0 |

| TOP DEFENSE | TOT | SOLO | AST | SCK | YDS | INT |
|----------------|-----|------|-----|-----|-----|-----|
| Neville Hewitt | 9 | 6 | 3 | 0.0 | 0.0 | 1 |
| D'Angelo Ross | 8 | 7 | 1 | 0.0 | 0.0 | 0 |
| Jake Hansen | 7 | 4 | 3 | 0.0 | 0.0 | 0 |

| FIELD GOALS | FGM/FGA | PERCENT | RESULTS |
|-------------------|------------|--------------|---------------|
| Ka Iimi Fairbairn | 3-3 | 100.0 | 23G, 52G, 35G |
| TOTAL | 3-3 | 100.0 | |

GREEN BAY PACKERS

| PASSING | ATT | CP | YDS | SK/YD | TD | LG | INT | RTG |
|--------------|-----------|-----------|------------|-------------|----------|------------|----------|-------------|
| Jordan Love | 33 | 24 | 220 | 3/25 | 3 | 30t | 2 | 95.5 |
| TOTAL | 33 | 24 | 220 | 3/25 | 3 | 30t | 2 | 95.5 |

| RUSHING | ATT | YDS | AVG | LG | TD |
|------------------|-----------|-----------|------------|-----------|----------|
| Josh Jacobs | 12 | 76 | 6.3 | 27 | 0 |
| Emanuel Wilson | 5 | 11 | 2.2 | 5 | 0 |
| Jayden Reed | 1 | 0 | 0.0 | 0 | 0 |
| Bo Melton | 1 | -1 | -1.0 | -1 | 0 |
| Christian Watson | 1 | -4 | -4.0 | -4 | 0 |
| TOTAL | 20 | 82 | 4.1 | 27 | 0 |

| RECEIVING | NO | YDS | AVG | LG | TD |
|------------------|-----------|------------|------------|------------|----------|
| Romeo Doubs | 8 | 94 | 11.8 | 23 | 0 |
| Josh Jacobs | 5 | 16 | 3.2 | 8t | 1 |
| Dontayvion Wicks | 3 | 48 | 16.0 | 30t | 1 |
| Tucker Kraft | 3 | 33 | 11.0 | 14t | 1 |
| Jayden Reed | 2 | 10 | 5.0 | 6 | 0 |
| Christian Watson | 1 | 9 | 9.0 | 9 | 0 |
| Bo Melton | 1 | 8 | 8.0 | 8 | 0 |
| Ben Sims | 1 | 2 | 2.0 | 2 | 0 |
| TOTAL | 24 | 220 | 9.2 | 30t | 3 |

| TOP DEFENSE | TOT | SOLO | AST | SCK | YDS | INT |
|-----------------|-----|------|-----|-----|------|-----|
| Evan Williams | 9 | 6 | 3 | 0.0 | 0.0 | 0 |
| Xavier McKinney | 6 | 5 | 1 | 1.0 | 8.0 | 0 |
| Eric Wilson | 5 | 5 | 0 | 2.0 | 17.0 | 0 |

| FIELD GOALS | FGM/FGA | PERCENT | RESULTS |
|-----------------|------------|--------------|---------|
| Brandon McManus | 1-1 | 100.0 | 45G |
| TOTAL | 1-1 | 100.0 | |

GREEN BAY, Wis. (AP) — Brandon McManus insisted he hadn't planned to do a "Lambeau leap" if he made a winning field goal in his Green Bay Packers debut. But when he kicked a 45-yard field goal as time expired to give Green Bay a 24-22 victory over Houston on Sunday, McManus couldn't help himself. C.J. Stroud was just 10 of 21 for a career-low 86 yards and was sacked four times in a game that had seven lead changes. Houston's Joe Mixon rushed for 115 yards and two touchdowns on 25 carries. Ka Iimi Fairbairn was 3 of 3 on field-goal attempts and put the Texans ahead by making a 35-yarder with 1:44 left. Josh Jacobs put the Packers ahead midway through the third quarter when he got his first career touchdown catch — on the sixth-year pro's 212th overall reception. Jacobs had the NFL record for most career catches without a touchdown reception. But the Packers went three-and-out on their next three possessions, allowing the Texans to come back again on Fairbairn's last field goal. Green Bay trailed, 22-21, when it got the ball at its own 30 with one timeout remaining. The Packers were at midfield when Love hit Romeo Doubs for a 13-yard gain. An offside penalty on Houston's Will Anderson brought the Packers 5 yards closer. After a 6-yard completion from Love to Doubs got Green Bay to Houston's 26, the Packers called a timeout with three seconds left to set things up for McManus.

Team Statistics

| | | |
|------------------------------|----------|----------|
| First Downs | 15 | 18 |
| 3rd-Down Eff. (Made/Att/Pct) | 4/13/31% | 4/10/40% |
| 4th-Down Eff. (Made/Att/Pct) | 0/0/0% | 0/0/0% |
| Total Net Yards | 197 | 277 |
| Total Plays | 58 | 56 |
| Yards Per Play | 3.4 | 4.9 |
| Rushes/Net Yards | 33/142 | 20/82 |
| Net Passing | 55 | 195 |
| Pass Attempts/Completions | 21/10 | 33/24 |
| Had Intercepted | 0 | 2 |
| Sacked/Yards Lost | 4/31 | 3/25 |
| Punts/Average | 6/51.2 | 5/56.8 |
| Penalties/Yards | 5/65 | 8/55 |
| Fumbles/Lost | 0/0 | 1/1 |
| Possession Time | 31:17 | 28:43 |

Texans Packers

| | | |
|------------------------------|----------|----------|
| First Downs | 15 | 18 |
| 3rd-Down Eff. (Made/Att/Pct) | 4/13/31% | 4/10/40% |
| 4th-Down Eff. (Made/Att/Pct) | 0/0/0% | 0/0/0% |
| Total Net Yards | 197 | 277 |
| Total Plays | 58 | 56 |
| Yards Per Play | 3.4 | 4.9 |
| Rushes/Net Yards | 33/142 | 20/82 |
| Net Passing | 55 | 195 |
| Pass Attempts/Completions | 21/10 | 33/24 |
| Had Intercepted | 0 | 2 |
| Sacked/Yards Lost | 4/31 | 3/25 |
| Punts/Average | 6/51.2 | 5/56.8 |
| Penalties/Yards | 5/65 | 8/55 |
| Fumbles/Lost | 0/0 | 1/1 |
| Possession Time | 31:17 | 28:43 |

GAME SUMMARIES



WEEK 8

Green Bay Packers 30, Jacksonville Jaguars 27
65,618 🦅 EverBank Stadium 🦅 Oct 27, 2024



| | | | | | | |
|----------------------|---|----|---|----|---|----|
| Green Bay Packers | 0 | 13 | 7 | 10 | — | 30 |
| Jacksonville Jaguars | 0 | 10 | 7 | 10 | — | 27 |

Jacksonville Jaguars Starters

| OFFENSE | | DEFENSE | |
|---------|---------------|---------|----------------|
| WR 13 | C. Kirk | DT 52 | D. Hamilton |
| LT 72 | W. Little | DT 93 | T. Lacy |
| LG 76 | E. Cleveland | DE 41 | J. Hines-Allen |
| C 65 | M. Moore | DE 44 | T. Walker |
| RG 68 | B. Scherff | LB 23 | F. Oluokun |
| RT 77 | A. Harrison | LB 33 | D. Lloyd |
| TE 89 | L. Farrell | CB 25 | R. Darby |
| TE 17 | E. Ingram | CB 3 | T. Campbell |
| QB 16 | T. Lawrence | S 5 | A. Cisco |
| RB 4 | T. Bigsby | S 6 | D. Savage |
| WR 7 | B. Thomas Jr. | CB 22 | J. Jones |

Green Bay Packers Starters

| OFFENSE | | DEFENSE | |
|---------|------------|---------|--------------|
| WR 9 | C. Watson | DE 91 | P. Smith |
| WR 87 | R. Doubs | DT 97 | K. Clark |
| LT 63 | R. Walker | DT 83 | T. Slaton |
| LG 74 | E. Jenkins | DE 52 | R. Gary |
| C 71 | J. Myers | LB 58 | I. McDuffie |
| RG 75 | S. Rhyan | LB 45 | E. Wilson |
| RT 50 | Z. Tom | LB 56 | E. Cooper |
| TE 85 | T. Kraft | CB 23 | J. Alexander |
| TE 89 | B. Sims | CB 25 | K. Nixon |
| QB 10 | J. Love | S 29 | X. McKinney |
| RB 8 | J. Jacobs | S 33 | E. Williams |

OFFICIALS: Referee: Land Clark (130), Umpire: Paul King (121), Field Judge: Jabir Walker (26), Down Judge: Tom Stephan (88), Side Judge: Dominique Pender (114), Line Judge: Jeff Hutchison (46), Back Judge: Brad Freeman (88), Replay Official: Bob Hubbel, Replay Assistant: Jim Van Geffen

SCORING DRIVES

| TEAM | QTR | TIME | SCORING PLAY | GB | JAX |
|---------|-----|-------|--|----|-----|
| Packers | 2 | 11:31 | J.Jacobs 3 yd. run (B.McManus kick) (3-28, 1:25) | 7 | 0 |
| Packers | 2 | 06:03 | B.McManus 31 yd. Field Goal (6-67, 3:21) | 10 | 0 |
| Jaguars | 2 | 02:37 | T.Lawrence 6 yd. run (C.Little kick) (6-70, 3:26) | 10 | 7 |
| Packers | 2 | 00:54 | B.McManus 38 yd. Field Goal (10-51, 1:43) | 13 | 7 |
| Jaguars | 2 | 00:03 | C.Little 39 yd. Field Goal (6-53, 0:51) | 13 | 10 |
| Jaguars | 3 | 05:10 | B.Thomas 14 yd. pass from T.Lawrence (C.Little kick) (10-93, 5:33) | 13 | 17 |
| Packers | 3 | 00:21 | J.Jacobs 38 yd. run (B.McManus kick) (8-80, 4:49) | 20 | 17 |
| Packers | 4 | 14:06 | T.Kraft 3 yd. pass from M.Willis (B.McManus kick) (2-5, 0:40) | 27 | 17 |
| Jaguars | 4 | 05:36 | C.Little 47 yd. Field Goal (8-51, 4:04) | 27 | 20 |
| Jaguars | 4 | 01:48 | E.Ingram 14 yd. pass from T.Lawrence (C.Little kick) (8-87, 2:02) | 27 | 27 |
| Packers | 4 | 00:00 | B.McManus 24 yd. Field Goal (7-64, 1:48) | 30 | 27 |

GREEN BAY PACKERS

| PASSING | ATT | CP | YDS | SK/YD | TD | LG | INT | RTG |
|--------------|-----------|-----------|------------|------------|----------|-----------|----------|-------------|
| Jordan Love | 22 | 14 | 196 | 0/0 | 0 | 67 | 1 | 73.3 |
| Malik Willis | 5 | 4 | 56 | 1/0 | 1 | 51 | 0 | 152.9 |
| TOTAL | 27 | 18 | 252 | 1/0 | 1 | 67 | 1 | 93.4 |

| RUSHING | ATT | YDS | AVG | LG | TD |
|----------------|-----------|------------|------------|------------|----------|
| Josh Jacobs | 25 | 127 | 5.1 | 38t | 2 |
| Malik Willis | 4 | 23 | 5.8 | 20 | 0 |
| Chris Brooks | 4 | 16 | 4.0 | 8 | 0 |
| Emanuel Wilson | 4 | 5 | 1.3 | 4 | 0 |
| Jayden Reed | 1 | 0 | 0.0 | 0 | 0 |
| Jordan Love | 1 | -1 | -1.0 | -1 | 0 |
| TOTAL | 39 | 170 | 4.4 | 38t | 2 |

| RECEIVING | NO | YDS | AVG | LG | TD |
|------------------|-----------|------------|-------------|-----------|----------|
| Christian Watson | 4 | 39 | 9.8 | 14 | 0 |
| Tucker Kraft | 3 | 78 | 26.0 | 67 | 1 |
| Romeo Doubs | 3 | 72 | 24.0 | 29 | 0 |
| Jayden Reed | 2 | 55 | 27.5 | 51 | 0 |
| Dontayvion Wicks | 2 | 11 | 5.5 | 6 | 0 |
| Emanuel Wilson | 2 | -2 | -1.0 | 1 | 0 |
| Chris Brooks | 1 | 1 | 1.0 | 1 | 0 |
| Josh Jacobs | 1 | -2 | -2.0 | -2 | 0 |
| TOTAL | 18 | 252 | 14.0 | 67 | 1 |

| TOP DEFENSE | TOT | SOLO | AST | SCK | YDS | INT |
|-----------------|-----|------|-----|-----|-----|-----|
| Eric Wilson | 9 | 5 | 4 | 0.0 | 0.0 | 0 |
| Isaiah McDuffie | 8 | 4 | 4 | 0.0 | 0.0 | 0 |
| Edgerrin Cooper | 8 | 3 | 5 | 1.0 | 9.0 | 0 |

| FIELD GOALS | FGM/FGA | PERCENT | RESULTS |
|-----------------|------------|--------------|---------------|
| Brandon McManus | 3-3 | 100.0 | 31G, 38G, 24G |
| TOTAL | 3-3 | 100.0 | |

JACKSONVILLE JAGUARS

| PASSING | ATT | CP | YDS | SK/YD | TD | LG | INT | RTG |
|-----------------|-----------|-----------|------------|------------|----------|-----------|----------|--------------|
| Trevor Lawrence | 32 | 21 | 308 | 1/9 | 2 | 33 | 1 | 104.7 |
| TOTAL | 32 | 21 | 308 | 1/9 | 2 | 33 | 1 | 104.7 |

| RUSHING | ATT | YDS | AVG | LG | TD |
|------------------|-----------|-----------|------------|-----------|----------|
| Tank Bigsby | 18 | 78 | 4.3 | 16 | 0 |
| Trevor Lawrence | 4 | 10 | 2.5 | 6t | 1 |
| D'Ernest Johnson | 1 | 3 | 3.0 | 3 | 0 |
| TOTAL | 23 | 91 | 4.0 | 16 | 1 |

| RECEIVING | NO | YDS | AVG | LG | TD |
|-------------------|-----------|------------|-------------|-----------|----------|
| Brenton Strange | 5 | 59 | 11.8 | 21 | 0 |
| Evan Ingram | 4 | 36 | 9.0 | 14t | 1 |
| Brian Thomas Jr. | 3 | 60 | 20.0 | 28 | 1 |
| Parker Washington | 3 | 46 | 15.3 | 23 | 0 |
| Christian Kirk | 2 | 59 | 29.5 | 33 | 0 |
| Tank Bigsby | 2 | 8 | 4.0 | 6 | 0 |
| D'Ernest Johnson | 1 | 20 | 20.0 | 20 | 0 |
| Tim Jones | 1 | 20 | 20.0 | 20 | 0 |
| TOTAL | 21 | 308 | 14.7 | 33 | 2 |

| TOP DEFENSE | TOT | SOLO | AST | SCK | YDS | INT |
|------------------|-----|------|-----|-----|-----|-----|
| Foyesade Oluokun | 9 | 4 | 5 | 0.0 | 0.0 | 0 |
| DaVon Hamilton | 7 | 3 | 4 | 0.0 | 0.0 | 0 |
| Ventrell Miller | 6 | 5 | 1 | 0.0 | 0.0 | 0 |

| FIELD GOALS | FGM/FGA | PERCENT | RESULTS |
|--------------|------------|--------------|----------|
| Cam Little | 2-2 | 100.0 | 39G, 47G |
| TOTAL | 2-2 | 100.0 | |

JACKSONVILLE, Fla. (AP) — Jordan Love injured his left groin on the opening possession against Jacksonville, left the game for good in the third quarter and then had a front-row seat as backup Malik Willis rallied the Packers to a 30-27 victory. Willis completed a 51-yard pass to Jayden Reed that set up Brandon McManus' second winning kick in as many weeks. Willis completed 4 of 5 passes for 56 yards and a touchdown. Josh Jacobs ran for 127 yards and two touchdowns for Green Bay. Tucker Kraft led the team with 78 yards and a touchdown on three receptions, including a career-long 67-yard catch in the second quarter. Trevor Lawrence, who completed 21 of 32 passes for 308 yards, rallied Jacksonville from a 10-point deficit in the fourth quarter and tied the game at 27 with a 14-yard touchdown pass to Evan Ingram. Jacksonville tried to let the Packers score with a minute left to play, but Chris Brooks dropped to the ground to help set up McManus' game-winning 24-yarder.

Team Statistics

| | |
|------------------------------|----------|
| First Downs | 22 |
| 3rd-Down Eff. (Made/Att/Pct) | 3/11/27% |
| 4th-Down Eff. (Made/Att/Pct) | 0/0/0% |
| Total Net Yards | 422 |
| Total Plays | 67 |
| Yards Per Play | 6.3 |
| Rushes/Net Yards | 39/170 |
| Net Passing | 252 |
| Pass Attempts/Completions | 32/21 |
| Had Intercepted | 1 |
| Sacked/Yards Lost | 1/0 |
| Punts/Average | 5/48.2 |
| Penalties/Yards | 3/20 |
| Fumbles/Lost | 0/0 |
| Possession Time | 34:09 |

Packers Jaguars

| | |
|------------------------------|----------|
| First Downs | 19 |
| 3rd-Down Eff. (Made/Att/Pct) | 1/9/11% |
| 4th-Down Eff. (Made/Att/Pct) | 1/1/100% |
| Total Net Yards | 390 |
| Total Plays | 67 |
| Yards Per Play | 7.0 |
| Rushes/Net Yards | 23/91 |
| Net Passing | 299 |
| Pass Attempts/Completions | 32/21 |
| Had Intercepted | 1 |
| Sacked/Yards Lost | 1/9 |
| Punts/Average | 5/59.6 |
| Penalties/Yards | 8/59 |
| Fumbles/Lost | 2/1 |
| Possession Time | 25:51 |

GAME SUMMARIES



WEEK 9 Detroit Lions 24, Green Bay Packers 14 78,330 @ Lambeau Field Nov 3, 2024

| | | | | | | |
|-------------------|---|----|---|---|---|----|
| Detroit Lions | 0 | 17 | 7 | 0 | — | 24 |
| Green Bay Packers | 3 | 0 | 3 | 8 | — | 14 |

Detroit Lions Starters

| OFFENSE | | DEFENSE | |
|--------------------|----------------------|---------|--|
| WR 11 K. Raymond | DL 98 D. Reader | | |
| WR 14 A. St. Brown | DL 54 A. McNeill | | |
| WR 17 T. Patrick | DL 91 L. Onwuazurike | | |
| LT 68 T. Decker | DL 69 A. Muhammad | | |
| LG 60 G. Glasgow | LB 34 A. Anzalone | | |
| C 77 F. Ragnow | LB 46 J. Campbell | | |
| RG 71 K. Zeiler | LB 53 T. Nowaske | | |
| TE 87 S. LaPorta | CB 0 T. Arnold | | |
| RB 5 D. Montgomery | CB 23 C. Davis III | | |
| RT 58 P. Sewell | S 31 K. Joseph | | |
| QB 16 J. Goff | S 32 B. Branch | | |

Green Bay Packers Starters

| OFFENSE | | DEFENSE | |
|-----------------|-------------------|---------|--|
| WR 9 C. Watson | DE 91 P. Smith | | |
| LT 63 R. Walker | DT 97 K. Clark | | |
| LG 77 J. Morgan | DT 93 T. Slater | | |
| C 74 E. Jenkins | DE 52 R. Gary | | |
| RG 75 S. Rhyhan | LB 58 I. McDuffie | | |
| RT 50 Z. Tom | LB 7 Q. Walker | | |
| TE 85 T. Kraft | LB 45 E. Wilson | | |
| TE 89 B. Sims | CB 25 K. Nixon | | |
| WR 87 R. Doubs | CB 21 E. Stokes | | |
| QB 10 J. Love | S 29 X. McKinney | | |
| RB 8 J. Jacobs | S 20 J. Bullard | | |

OFFICIALS: Reference: Clete Blakeman (34), Umpire: Scott Campbell (127), Down Judge: Dana McKenzie (8), Line Judge: Julian Mapp (10), Field Judge: Karina Tovar (0), Side Judge: James Coleman (95), Back Judge: Jonah Monroe (120), Replay Official: Chad Adams, Replay Assistant: Amber Cornell

SCORING DRIVES

| TEAM | QTR | TIME | SCORING PLAY | DET | GB |
|---------|-----|-------|---|-----|----|
| Packers | 1 | 07:06 | B.McManus 30 yd. Field Goal (14-63, 7:54) | 0 | 3 |
| Lions | 2 | 14:56 | A.St. Brown 3 yd. pass from J.Goff (J.Bates kick) (13-70, 7:10) | 7 | 3 |
| Lions | 2 | 00:58 | J.Bates 27 yd. Field Goal (10-55, 4:25) | 10 | 3 |
| Lions | 2 | 00:32 | K.Joseph 27 yd. interception return (J.Bates kick) | 17 | 3 |
| Lions | 3 | 09:32 | J.Gibbs 15 yd. run (J.Bates kick) (9-71, 5:28) | 24 | 3 |
| Packers | 3 | 00:48 | B.McManus 38 yd. Field Goal (10-55, 5:09) | 24 | 6 |
| Packers | 4 | 03:49 | Em.Wilson 2 yd. run (J.Love-C.Watson pass) (9-55, 2:33) | 24 | 14 |

DETROIT LIONS

| PASSING | ATT | CP | YDS | SK/YD | TD | LG | INT | RTG |
|--------------|-----------|-----------|------------|------------|----------|-----------|----------|--------------|
| Jared Goff | 22 | 18 | 145 | 1/8 | 1 | 26 | 0 | 109.3 |
| TOTAL | 22 | 18 | 145 | 1/8 | 1 | 26 | 0 | 109.3 |

| RUSHING | ATT | YDS | AVG | LG | TD |
|------------------|-----------|------------|------------|-----------|----------|
| David Montgomery | 17 | 73 | 4.3 | 12 | 0 |
| Jahmyr Gibbs | 11 | 65 | 5.9 | 18 | 1 |
| Jared Goff | 3 | -2 | -0.7 | 0 | 0 |
| Kalif Raymond | 1 | -12 | -12.0 | -12 | 0 |
| TOTAL | 32 | 124 | 3.9 | 18 | 1 |

| RECEIVING | NO | YDS | AVG | LG | TD |
|-------------------|-----------|------------|------------|-----------|----------|
| Amon-Ra St. Brown | 7 | 56 | 8.0 | 26 | 1 |
| David Montgomery | 3 | 23 | 7.7 | 14 | 0 |
| Sam LaPorta | 2 | 28 | 14.0 | 19 | 0 |
| Tim Patrick | 2 | 12 | 6.0 | 9 | 0 |
| Kalif Raymond | 1 | 12 | 12.0 | 12 | 0 |
| Jahmyr Gibbs | 1 | 11 | 11.0 | 11 | 0 |
| Allen Robinson II | 1 | 2 | 2.0 | 2 | 0 |
| Brock Wright | 1 | 1 | 1.0 | 1 | 0 |
| TOTAL | 18 | 145 | 8.1 | 26 | 1 |

| TOP DEFENSE | TOT | SOLO | AST | SCK | YDS | INT |
|-------------------|-----|------|-----|-----|-----|-----|
| Jack Campbell | 10 | 5 | 5 | 0.0 | 0.0 | 0 |
| Carlton Davis III | 7 | 5 | 2 | 0.0 | 0.0 | 0 |
| Brandon Joseph | 6 | 6 | 0 | 0.0 | 0.0 | 0 |

| FIELD GOALS | FGM/FGA | PERCENT | RESULTS |
|--------------|------------|--------------|---------|
| Jake Bates | 1-1 | 100.0 | 2/7G |
| TOTAL | 1-1 | 100.0 | |

GREEN BAY PACKERS

| PASSING | ATT | CP | YDS | SK/YD | TD | LG | INT | RTG |
|--------------|-----------|-----------|------------|------------|----------|-----------|----------|-------------|
| Jordan Love | 39 | 23 | 273 | 0/0 | 0 | 41 | 1 | 69.7 |
| TOTAL | 39 | 23 | 273 | 0/0 | 0 | 41 | 1 | 69.7 |

| RUSHING | ATT | YDS | AVG | LG | TD |
|----------------|-----------|------------|------------|-----------|----------|
| Josh Jacobs | 13 | 95 | 7.3 | 37 | 0 |
| Emanuel Wilson | 4 | 28 | 7.0 | 19 | 1 |
| Chris Brooks | 2 | 13 | 6.5 | 9 | 0 |
| Tucker Kraft | 1 | 2 | 2.0 | 2 | 0 |
| Jordan Love | 3 | 0 | 0.0 | 0 | 0 |
| TOTAL | 23 | 138 | 6.0 | 37 | 1 |

| RECEIVING | NO | YDS | AVG | LG | TD |
|------------------|-----------|------------|-------------|-----------|----------|
| Jayden Reed | 5 | 113 | 22.6 | 41 | 0 |
| Tucker Kraft | 4 | 34 | 8.5 | 13 | 0 |
| Romeo Doubs | 4 | 28 | 7.0 | 8 | 0 |
| Christian Watson | 3 | 37 | 12.3 | 19 | 0 |
| Chris Brooks | 3 | 28 | 9.3 | 13 | 0 |
| Josh Jacobs | 2 | 13 | 6.5 | 11 | 0 |
| Bo Melton | 1 | 19 | 19.0 | 19 | 0 |
| Emanuel Wilson | 1 | 1 | 1.0 | 1 | 0 |
| TOTAL | 23 | 273 | 11.9 | 41 | 0 |

| TOP DEFENSE | TOT | SOLO | AST | SCK | YDS | INT |
|-----------------|-----|------|-----|-----|-----|-----|
| Quay Walker | 12 | 7 | 5 | 0.0 | 0.0 | 0 |
| Keisean Nixon | 6 | 4 | 2 | 0.0 | 0.0 | 0 |
| Edgerrin Cooper | 6 | 3 | 3 | 0.0 | 0.0 | 0 |

| FIELD GOALS | FGM/FGA | PERCENT | RESULTS |
|-----------------|------------|-------------|----------------|
| Brandon McManus | 2-3 | 66.7 | 30G, 46WL, 38G |
| TOTAL | 2-3 | 66.0 | |

GREEN BAY, Wis. (AP) — Kerby Joseph scored on a 27-yard interception return, and the Lions converted two fourth downs into touchdowns as they continued one of the best starts in franchise history by beating the Green Bay Packers, 24-14, on a rainy and windy Sunday. Jared Goff completed his first 11 passes and finished 18 of 22 for 145 yards and a touchdown. Detroit took the lead for good on the first play of the second quarter when Goff hit Amon-Ra St. Brown for a 3-yard touchdown on fourth-and-goal. Jahmyr Gibbs capped the opening drive of the second half by rushing for a 15-yard touchdown on fourth-and-1 to extend the Lions' lead to 24-3. Green Bay's Jordan Love went 23 of 39 for 273 yards with an interception, one week after he left in the third quarter of a 39-27 victory at Jacksonville with a groin strain. Jayden Reed had five catches for 113 yards and Josh Jacobs rushed for 95 yards. The Packers outgained the Lions, 411 yards to 261, but wasted several opportunities. Green Bay drove inside Detroit's 35-yard line on three possessions without scoring. The Packers' four trips to the red zone resulted in one touchdown and two field goals.

Team Statistics

| | |
|------------------------------|----------|
| First Downs | 17 |
| 3rd-Down Eff. (Made/Att/Pct) | 4/12/33% |
| 4th-Down Eff. (Made/Att/Pct) | 2/2/100% |
| Total Net Yards | 261 |
| Total Plays | 55 |
| Yards Per Play | 4.7 |
| Rushes/Net Yards | 32/124 |
| Net Passing | 137 |
| Pass Attempts/Completions | 22/18 |
| Had Intercepted | 0 |
| Sacked/Yards Lost | 1/8 |
| Punts/Average | 4/49.8 |
| Penalties/Yards | 5/51 |
| Fumbles/Lost | 0/0 |
| Possession Time | 31:11 |

Lions Packers

| | | |
|------------------------------|----------|----------|
| First Downs | 17 | 20 |
| 3rd-Down Eff. (Made/Att/Pct) | 4/12/33% | 3/12/25% |
| 4th-Down Eff. (Made/Att/Pct) | 2/2/100% | 2/3/67% |
| Total Net Yards | 261 | 411 |
| Total Plays | 55 | 62 |
| Yards Per Play | 4.7 | 6.6 |
| Rushes/Net Yards | 32/124 | 23/138 |
| Net Passing | 137 | 273 |
| Pass Attempts/Completions | 22/18 | 39/23 |
| Had Intercepted | 0 | 1 |
| Sacked/Yards Lost | 1/8 | 0/0 |
| Punts/Average | 4/49.8 | 2/42.0 |
| Penalties/Yards | 5/51 | 10/67 |
| Fumbles/Lost | 0/0 | 3/0 |
| Possession Time | 31:11 | 28:49 |

National Football League Game Summary

NFL Copyright © 2024 by The National Football League. All rights reserved. This summary and play-by-play is for the express purpose of assisting media in their coverage of the game; any other use of this material is prohibited without the written permission of the National Football League.

Date: Sunday, 11/3/2024

Detroit Lions at Green Bay Packers

Start Time: 3:25 PM CST

at Lambeau Field, Green Bay, WI

Game Day Weather

Game Weather: Rain
Open Stadium on SISGrass

Temp: 50° F (10.0° C) Humidity: 86%, Wind: E 15 mph
Wind Chill: 45

Officials

Referee: Blakeman, Clete (34)
Line Judge: Mapp, Julian (10)
Back Judge: Monroe, Jonah (120)

Umpire: Campbell, Scott (127)
Field Judge: Tovar, Karina (91)
Replay Official: Adams, Chad (0)

Down Judge: McKenzie, Dana (8)
Side Judge: Coleman, James (95)

Lineups

Detroit Lions

| Offense | Defense |
|-------------------|--------------------|
| WR 17 T.Patrick | DL 54 A.McNeill |
| WR 14 A.St. Brown | DL 98 D.Reader |
| LT 68 T.Decker | DL 91 L.Onwuzurike |
| LG 60 G.Glasgow | DL 69 A.Muhammad |
| C 77 F.Ragnow | LB 34 A.Anzalone |
| RG 71 K.Zeitler | LB 46 J.Campbell |
| RT 58 P.Sewell | LB 53 T.Nowaske |
| TE 87 S.LaPorta | CB 23 C.Davis |
| WR 11 K.Raymond | CB 0 T.Arnold |
| QB 16 J.Goff | S 32 B.Branch |
| RB 5 D.Montgomery | S 31 K.Joseph |

Green Bay Packers

| Offense | Defense |
|----------------|------------------|
| WR 9 C.Watson | DE 91 P.Smith |
| LT 63 R.Walker | DT 97 K.Clark |
| LG 77 J.Morgan | DT 93 T.Slaton |
| C 74 E.Jenkins | DE 52 R.Gary |
| RG 75 S.Rhyan | LB 58 I.McDuffie |
| RT 50 Z.Tom | LB 7 Q.Walker |
| TE 85 T.Kraft | LB 45 Er.Wilson |
| TE 89 B.Sims | CB 25 K.Nixon |
| WR 87 R.Doubs | CB 21 E.Stokes |
| QB 10 J.Love | S 29 X.McKinney |
| RB 8 J.Jacobs | S 20 J.Bullard |

Substitutions

P 3 J.Fox, WR 8 A.Robinson, S 12 B.Joseph, RB 13 C.Reynolds, CB 15 E.Rakestraw, CB 21 A.Robertson, S 24 L.Strickland, RB 26 J.Gibbs, CB 29 K.Vildor, CB 30 K.Dorsey, DL 35 I.Thomas, K 39 J.Bates, LB 41 J.Houston, LB 42 J.Reeves-Maybin, LB 48 A.Beauplan, LS 49 H.Hatten, LB 51 B.Niemann, OL 62 M.Niese, T 70 D.Skipper, G 74 K.Awosika, WR 83 I.Williams, TE 84 S.Zylstra, TE 89 B.Wright, DL 90 C.Smith, DL 95 P.O'Connor

Substitutions

WR 11 J.Reed, WR 13 D.Wicks, K 17 B.McManus, P 19 D.Whelan, CB 24 C.Valentine, CB 26 K.Ballentine, S 27 K.Oladapo, RB 30 C.Brooks, RB 31 Em.Wilson, CB 36 K.Hadden, S 39 Z.Anderson, LS 42 M.Orzech, DL 53 A.Mosby, DL 55 K.Enagbare, LB 56 E.Cooper, LB 59 T.Hopper, C/G 62 J.Monk, T 76 K.Telfort, WR 80 B.Melton, TE 86 J.FitzPatrick, DL 90 L.Van Ness, DL 94 K.Brooks, DL 95 D.Wyatt, DL 96 C.Wooden

Did Not Play

QB 2 H.Hooker

Did Not Play

QB 2 M.Willis, T 73 A.Dillard

Not Active

RB 33 S.Vaki, LB 44 M.Rodriguez, OL 59 G.Manu, OL 73 C.Mahogany, OL 75 C.Sorsdal, DL 93 J.Paschal, DL 94 M.Wingo

Not Active

WR 18 M.Heath, CB 23 J.Alexander, S 33 E.Williams, DL 57 B.Cox, C/G 71 J.Myers, T 79 T.Glover

Field Goals (made) & missed)

| J.Bates | (27) | B.McManus | (30) | 46WL (38) | | | |
|----------|-------------------|-----------|------|-----------|---|----|-------|
| | | 1 | 2 | 3 | 4 | OT | Total |
| VISITOR: | Detroit Lions | 0 | 17 | 7 | 0 | 0 | 24 |
| HOME: | Green Bay Packers | 3 | 0 | 3 | 8 | 0 | 14 |

Scoring Plays

| Team | Qtr | Time | Play Description (Extra Point) (Drive Info) | Visitor | Home |
|---------|-----|-------|---|---------|------|
| Packers | 1 | 7:06 | B.McManus 30 yd. Field Goal (14-63, 7:54) | 0 | 3 |
| Lions | 2 | 14:56 | A.St. Brown 3 yd. pass from J.Goff (J.Bates kick) (13-70, 7:10) | 7 | 3 |
| Lions | 2 | 0:58 | J.Bates 27 yd. Field Goal (10-55, 4:25) | 10 | 3 |
| Lions | 2 | 0:32 | K.Joseph 27 yd. interception return (J.Bates kick) | 17 | 3 |
| Lions | 3 | 9:32 | J.Gibbs 15 yd. run (J.Bates kick) (9-71, 5:28) | 24 | 3 |
| Packers | 3 | 0:48 | B.McManus 38 yd. Field Goal (10-55, 5:09) | 24 | 6 |
| Packers | 4 | 3:49 | Em.Wilson 2 yd. run (J.Love-C.Watson pass) (9-55, 2:33) | 24 | 14 |

Paid Attendance: 78,330

Time: 2:58

Detroit Lions vs Green Bay Packers
11/3/2024 at Lambeau Field

Final Team Statistics

| | Visitor Lions | Home Packers |
|--|------------------|-----------------|
| TOTAL FIRST DOWNS | 17 | 20 |
| By Rushing | 8 | 7 |
| By Passing | 8 | 10 |
| By Penalty | 1 | 3 |
| THIRD DOWN EFFICIENCY | 4-12-33.3% | 3-12-25.0% |
| FOURTH DOWN EFFICIENCY | 2-2-100.0% | 2-3-66.7% |
| TOTAL NET YARDS | 261 | 411 |
| Total Offensive Plays (inc. times thrown passing) | 55 | 62 |
| Average gain per offensive play | 4.7 | 6.6 |
| NET YARDS RUSHING | 124 | 138 |
| Total Rushing Plays | 32 | 23 |
| Average gain per rushing play | 3.9 | 6.0 |
| Tackles for a loss-number and yards | 3-15 | 0-0 |
| NET YARDS PASSING | 137 | 273 |
| Times thrown - yards lost attempting to pass | 1-8 | 0-0 |
| Gross yards passing | 145 | 273 |
| PASS ATTEMPTS-COMPLETIONS-HAD INTERCEPTED | 22-18-0 | 39-23-1 |
| Avg gain per pass play (inc.# thrown passing) | 6.0 | 7.0 |
| KICKOFFS Number-In End Zone-Touchbacks | 5-4-3 | 4-2-1 |
| PUNTS Number and Average | 4-50.0 | 2-42.0 |
| Had Blocked | 0 | 0 |
| FGs - PATs Had Blocked | 0-0 | 0-0 |
| Net Punting Average | 48.0 | 42.0 |
| TOTAL RETURN YARDAGE (Not Including Kickoffs) | 27 | 8 |
| No. and Yards Punt Returns | 0-0 | 2-8 |
| No. and Yards Kickoff Returns | 2-66 | 2-53 |
| No. and Yards Interception Returns | 1-27 | 0-0 |
| PENALTIES Number and Yards | 5-51 | 10-67 |
| FUMBLES Number and Lost | 0-0 | 3-0 |
| TOUCHDOWNS | 3 | 1 |
| Rushing | 1 | 1 |
| Passing | 1 | 0 |
| Interceptions | 1 | 0 |
| EXTRA POINTS Made-Attempts | 3-3 | 1-1 |
| Kicking Made-Attempts | 3-3 | 0-0 |
| Passing Made-Attempts | 0-0 | 1-1 |
| FIELD GOALS Made-Attempts | 1-1 | 2-3 |
| RED ZONE EFFICIENCY | 2-4-50% | 1-4-25% |
| GOAL TO GO EFFICIENCY | 1-2-50% | 0-0-0% |
| SAFETIES | 0 | 0 |
| FINAL SCORE | 24 | 14 |
| TIME OF POSSESSION | 31:11 | 28:49 |

Detroit Lions vs Green Bay Packers
11/3/2024 at Lambeau Field

Ball Possession And Drive Chart

Detroit Lions

| # | Time Recd | Time Lost | Time Poss | How Ball Obtained | Drive Began | # Play | Yds Gain | Yds Pen | Net Yds | 1st Down | Last Scrm | How Given Up |
|---|-----------|-----------|-----------|-------------------|-------------|--------|----------|---------|---------|----------|-----------|--------------|
| 1 | 7:06 | 14:56 | 7:10 | Kickoff | DET 30 | 13 | 68 | 2 | 70 | 5 | * GB 3 | Touchdown |
| 2 | 12:09 | 9:19 | 2:50 | Punt | DET 9 | 4 | 9 | 0 | 9 | 1 | DET 18 | Punt |
| 3 | 5:23 | 0:58 | 4:25 | Missed FG | DET 36 | 10 | 55 | 0 | 55 | 3 | * GB 9 | Field Goal |
| 4 | 15:00 | 9:32 | 5:28 | Kickoff | DET 29 | 9 | 71 | 0 | 71 | 4 | * GB 15 | Touchdown |
| 5 | 8:04 | 5:57 | 2:07 | Punt | DET 6 | 3 | 9 | 0 | 9 | 0 | DET 15 | Punt |
| 6 | 0:48 | 14:07 | 1:41 | Kickoff | DET 39 | 3 | 0 | 0 | 0 | 0 | DET 39 | Punt |
| 7 | 10:03 | 6:22 | 3:41 | Downs | DET 9 | 6 | 12 | 0 | 12 | 1 | DET 21 | Punt |
| 8 | 3:49 | 0:00 | 3:49 | Kickoff | DET 47 | 8 | 37 | 0 | 37 | 3 | * GB 15 | End of Game |

(205) Average DET 26

Green Bay Packers

| # | Time Recd | Time Lost | Time Poss | How Ball Obtained | Drive Began | # Play | Yds Gain | Yds Pen | Net Yds | 1st Down | Last Scrm | How Given Up |
|---|-----------|-----------|-----------|-------------------|-------------|--------|----------|---------|---------|----------|-----------|--------------|
| 1 | 15:00 | 7:06 | 7:54 | Kickoff | GB 25 | 14 | 68 | -5 | 63 | 4 | * DET 12 | Field Goal |
| 2 | 14:56 | 12:09 | 2:47 | Kickoff | GB 24 | 4 | 44 | -10 | 34 | 1 | DET 42 | Punt |
| 3 | 9:19 | 5:23 | 3:56 | Punt | GB 18 | 9 | 39 | 15 | 54 | 4 | DET 28 | Missed FG |
| 4 | 0:58 | 0:32 | 0:26 | Kickoff | GB 30 | 2 | 8 | 0 | 8 | 0 | GB 38 | Interception |
| 5 | 0:32 | 0:00 | 0:32 | Kickoff | GB 30 | 3 | 59 | 0 | 59 | 2 | GB 48 | End of Half |
| 6 | 9:32 | 8:04 | 1:28 | Kickoff | GB 30 | 3 | 7 | 0 | 7 | 0 | GB 37 | Punt |
| 7 | 5:57 | 0:48 | 5:09 | Punt | GB 25 | 10 | 55 | 0 | 55 | 3 | * DET 20 | Field Goal |
| 8 | 14:07 | 10:03 | 4:04 | Punt | GB 17 | 11 | 79 | -5 | 74 | 3 | * DET 9 | Downs |
| 9 | 6:22 | 3:49 | 2:33 | Punt | GB 45 | 9 | 45 | 10 | 55 | 3 | * DET 2 | Touchdown |

(244) Average GB 27

*** inside opponent's 20**

Time of Possession by Quarter

| Visitor | 1st | 2nd | 3rd | 4th | OT | Total |
|-------------------|------|------|------|------|----|-------|
| Detroit Lions | 7:06 | 7:19 | 8:23 | 8:23 | | 31:11 |
| Green Bay Packers | 7:54 | 7:41 | 6:37 | 6:37 | | 28:49 |

Kickoff Drive No.-Start Average

Lions: 3 - DET 33 Packers: 5 - GB 28

Detroit Lions vs Green Bay Packers at Lambeau Field

First Quarter

11/3/2024

Play By Play

GB wins toss, elects to Receive, and DET elects to defend the South goal.

J.Bates kicks 54 yards from DET 35 to GB 11. K.Nixon pushed ob at GB 40 for 29 yards (J.Campbell).

PENALTY on GB-K.Nixon, Unnecessary Roughness, 15 yards, enforced at GB 40.

Green Bay Packers at 15:00, (1st play from scrimmage 14:56)

| | | |
|--------------------|---|----|
| 1-10-GB 25 | (14:56) (Shotgun) J.Jacobs right tackle to GB 34 for 9 yards (B.Branch; C.Davis). | |
| 2-1-GB 34 | (14:17) (Shotgun) J.Jacobs right end pushed ob at GB 47 for 13 yards (K.Joseph). | R1 |
| <u>1-10-GB 47</u> | (13:41) (Shotgun) J.Love pass short left to R.Doubs pushed ob at DET 47 for 6 yards (T.Arnold). | |
| 2-4-DET 47 | (13:03) (Shotgun) J.Jacobs right end to DET 46 for 1 yard (J.Campbell; A.McNeill). | |
| 3-3-DET 46 | (12:16) (Shotgun) J.Love pass short right to J.Jacobs to DET 44 for 2 yards (J.Campbell; C.Davis). | |
| 4-1-DET 44 | (11:46) (Shotgun) Direct snap to T.Kraft. T.Kraft up the middle to DET 42 for 2 yards (L.Onwuzurike). | R2 |
| <u>1-10-DET 42</u> | <i>(11:04) PENALTY on GB-J.Jacobs, False Start, 5 yards, enforced at DET 42 - No Play.</i> | |
| 1-15-DET 47 | (10:47) (Shotgun) J.Love pass incomplete short right to R.Doubs. | |
| 2-15-DET 47 | (10:44) J.Love pass deep right to C.Watson pushed ob at DET 28 for 19 yards (C.Davis). | P3 |
| <u>1-10-DET 28</u> | (10:08) (Shotgun) J.Jacobs right end to DET 28 for no gain (L.Onwuzurike). | |
| 2-10-DET 28 | (9:26) (Shotgun) J.Jacobs right tackle to DET 17 for 11 yards (A.Anzalone). | R4 |
| <u>1-10-DET 17</u> | (8:40) J.Jacobs left tackle to DET 16 for 1 yard (B.Branch, J.Campbell). | |
| 2-9-DET 16 | (7:58) (Shotgun) C.Brooks left guard to DET 12 for 4 yards (A.McNeill). | |
| 3-5-DET 12 | (7:14) (Shotgun) J.Love pass incomplete short middle to C.Brooks. | |
| 4-5-DET 12 | (7:09) B.McManus 30 yard field goal is GOOD, Center-M.Orzech, Holder-D.Wheatan. | |

Timeout at 07:06.

| |
|---|
| DET 0 GB 3, 14 plays, 63 yards, 7:54 drive, 7:54 elapsed |
|---|

B.McManus kicks 65 yards from GB 35 to end zone, Touchback to the DET 30.

Detroit Lions at 7:06

| | | |
|--------------------|--|----|
| 1-10-DET 30 | (7:06) D.Montgomery left guard to DET 38 for 8 yards (Q.Walker, X.McKinney). | |
| 2-2-DET 38 | (6:32) D.Montgomery right tackle to DET 42 for 4 yards (Q.Walker). | R1 |
| <u>1-10-DET 42</u> | (5:56) J.Goff pass short middle to A.St. Brown to DET 43 for 1 yard (E.Stokes). | |
| 2-9-DET 43 | (5:18) D.Montgomery left guard to GB 46 for 11 yards (K.Nixon; X.McKinney). | R2 |
| <u>1-10-GB 46</u> | (4:51) (No Huddle, Shotgun) J.Goff pass short right to A.St. Brown to GB 41 for 5 yards (Q.Walker). | |
| 2-5-GB 41 | (4:14) D.Skipper reported in as eligible. J.Goff pass deep middle to S.LaPorta to GB 22 for 19 yards (E.Stokes). | P3 |
| <u>1-10-GB 22</u> | (3:39) D.Montgomery right end pushed ob at GB 18 for 4 yards (K.Nixon). | |
| 2-6-GB 18 | (3:04) J.Goff pass short right to B.Wright to GB 17 for 1 yard (K.Nixon). | |
| 3-5-GB 17 | (2:22) (Shotgun) D.Montgomery right guard to GB 8 for 9 yards (E.Cooper, X.McKinney). | R4 |
| <u>1-8-GB 8</u> | (1:43) D.Montgomery right guard to GB 7 for 1 yard (Q.Walker; J.Bullard). | |
| 2-7-GB 7 | (1:01) (Shotgun) D.Montgomery up the middle to GB 7 for no gain (L.Van Ness; Er.Wilson). | |
| 3-7-GB 7 | (:19) (Shotgun) D.Montgomery right end to GB 5 for 2 yards (E.Cooper; K.Enagbare). | |

END OF QUARTER

| | Score | Time | First Downs | | | | Efficiencies | |
|--------------------------|----------|-------------|-------------|----------|----------|----------|--------------|------------|
| | | Poss | R | P | X | T | 3 Down | 4 Down |
| Detroit Lions | 0 | 7:06 | 3 | 1 | 0 | 4 | 1/2 | 0/0 |
| Green Bay Packers | 3 | 7:54 | 3 | 1 | 0 | 4 | 0/2 | 1/1 |

Detroit Lions vs Green Bay Packers at Lambeau Field

Second Quarter

11/3/2024

Play By Play

Detroit Lions continued.

- 4-5-GB 5 (15:00) (Shotgun) PENALTY on GB-T.Slaton, Encroachment, 2 yards, enforced at GB 5 - No Play.
- 4-3-GB 3 (15:00) (Shotgun) J.Goff pass short left to A.St. Brown for 3 yards, TOUCHDOWN.

P5

J.Bates extra point is GOOD, Center-H.Hatten, Holder-J.Fox.

Timeout at 14:56.

DET 7 GB 3, 13 plays, 70 yards, 1 penalty, 7:10 drive, 0:04 elapsed

J.Bates kicks 65 yards from DET 35 to GB 0. K.Nixon to GB 24 for 24 yards (J.Houston, J.Campbell).

Green Bay Packers at 14:56, (1st play from scrimmage 14:49)

- 1-10-GB 24 (14:49) (Shotgun) J.Jacobs up the middle to DET 39 for 37 yards (K.Joseph).
- 1-10-DET 39 (14:06) J.Jacobs right tackle to DET 35 for 4 yards (J.Campbell, L.Onwuzurike).
- 2-6-DET 35 (13:25) (Shotgun) Em.Wilson up the middle to DET 32 for 3 yards (C.Davis).
- 3-3-DET 32 (12:44) (Shotgun) PENALTY on GB-S.Rhyan, False Start, 5 yards, enforced at DET 32 - No Play.
- 3-8-DET 37 (12:23) (Shotgun) J.Love pass incomplete deep right to C.Watson.
- 4-8-DET 37 (12:17) (Shotgun) PENALTY on GB, Delay of Game, 5 yards, enforced at DET 37 - No Play.
- 4-13-DET 42 (12:17) D.Whelan punts 33 yards to DET 9, Center-M.Orzech, downed by GB-B.Melton.

R5

Timeout at 12:09.

Detroit Lions at 12:09

- 1-10-DET 9 (12:09) J.Goff pass short left to J.Gibbs pushed ob at DET 20 for 11 yards (Q.Walker).
- 1-10-DET 20 (11:35) J.Gibbs up the middle to DET 24 for 4 yards (Q.Walker, D.Wyatt).
- 2-6-DET 24 (10:57) (Shotgun) J.Gibbs left guard to DET 26 for 2 yards (L.McDuffie; R.Gary).
- 3-4-DET 26 (10:19) (Shotgun) J.Goff sacked at DET 18 for -8 yards (sack split by A.Mosby and R.Gary).
- 4-12-DET 18 (9:31) J.Fox punts 55 yards to GB 27, Center-H.Hatten. J.Reed to GB 32 for 5 yards (J.Campbell; H.Hatten).

P6

PENALTY on GB-K.Hadden, Offensive Holding, 10 yards, enforced at GB 28.

Timeout at 09:19.

Green Bay Packers at 9:19

- 1-10-GB 18 (9:19) (Shotgun) J.Love pass short middle to T.Kraft to GB 24 for 6 yards (J.Reeves-Maybin; A.Anzalone).
- 2-4-GB 24 (8:36) (Shotgun) J.Love pass short right to J.Jacobs pushed ob at GB 35 for 11 yards (A.Anzalone).
- 1-10-GB 35 (7:58) (Shotgun) J.Jacobs left guard to GB 43 for 8 yards (K.Joseph, T.Arnold).
- 2-2-GB 43 (7:20) (Shotgun) J.Jacobs left end to GB 48 for 5 yards (A.Anzalone; J.Campbell).
- 1-10-GB 48 (6:42) (Shotgun) J.Love pass incomplete short right to J.Reed (C.Davis).
- 2-10-GB 48 (6:39) J.Love pass short middle to C.Brooks to DET 46 for 6 yards (A.Anzalone; J.Campbell).
- 2-20-GB 38 (6:18) (Shotgun) J.Love pass incomplete deep left to B.Melton [J.Houston].

P6

PENALTY on GB-J.Morgan, Offensive Holding, 10 yards, enforced at GB 48 - No Play.

PENALTY on DET-B.Branch, Disqualification, 15 yards, enforced at GB 38 - No Play.

PENALTY on DET-B.Branch, Unsportsmanlike Conduct, 15 yards, enforced between downs.

1-10-DET 32 (6:10) (Shotgun) PENALTY on GB-R.Doubs, False Start, 5 yards, enforced at DET 32 - No Play.

1-15-DET 37 (6:10) (Shotgun) J.Love pass short right to J.Reed pushed ob at DET 28 for 9 yards (C.Davis).

2-6-DET 28 (5:36) (Shotgun) J.Love pass incomplete short middle.

3-6-DET 28 (5:31) (Shotgun) J.Love pass incomplete short left to T.Kraft.

4-6-DET 28 (5:28) B.McManus 46 yard field goal is No Good, Wide Left, Center-M.Orzech, Holder-D.Whelan.

X8,
X9

Timeout at 05:23.

Detroit Lions at 5:23

- 1-10-DET 36 (5:23) J.Goff pass deep middle to A.St. Brown to GB 38 for 26 yards (J.Bullard).
- 1-10-GB 38 (4:45) J.Goff pass short right to D.Montgomery to GB 35 for 3 yards (Er.Wilson).
- 2-7-GB 35 (4:09) J.Goff pass short left to D.Montgomery to GB 29 for 6 yards (E.Cooper; K.Nixon).
- 3-1-GB 29 (3:26) J.Goff pass short right to A.Robinson to GB 27 for 2 yards (K.Nixon) [C.Wooden].
- 1-10-GB 27 (2:45) (Shotgun) J.Goff pass short middle to T.Patrick to GB 18 for 9 yards (E.Cooper).

P7

P8

Two-Minute Warning

- 2-1-GB 18 (2:00) D.Skipper reported in as eligible. D.Montgomery right tackle to GB 10 for 8 yards (Q.Walker, K.Enagbare).
- Timeout #1 by DET at 01:12.
- 1-10-GB 10 (1:12) D.Skipper reported in as eligible. D.Montgomery left end to GB 7 for 3 yards (T.Slaton, X.McKinney).

R9

Detroit Lions vs Green Bay Packers at Lambeau Field

Timeout #1 by GB at 01:07.

2-7-GB 7 (1:07) D.Montgomery up the middle to GB 9 for -2 yards (R.Gary, I.McDuffie).

Timeout #2 by GB at 01:03.

3-9-GB 9 (1:03) (Shotgun) J.Goff pass incomplete short right.

4-9-GB 9 (1:01) **J.Bates 27 yard field goal is GOOD, Center-H.Hatten, Holder-J.Fox.**

Timeout at 00:58.

| |
|---|
| DET 10 GB 3, 10 plays, 55 yards, 4:25 drive, 14:02 elapsed |
|---|

J.Bates kicks 65 yards from DET 35 to end zone, Touchback to the GB 30.

Green Bay Packers at 0:58

1-10-GB 30 (:58) (Shotgun) J.Love pass short middle to R.Doubs to GB 38 for 8 yards (J.Campbell).

2-2-GB 38 (:42) (No Huddle, Shotgun) J.Love pass short right intended for J.Jacobs INTERCEPTED by K.Joseph [A.Anzalone] at GB 27. K.Joseph for 27 yards, TOUCHDOWN.

Detroit Lions at 0:32

J.Bates extra point is GOOD, Center-H.Hatten, Holder-J.Fox.

Timeout at 00:32.

| |
|--|
| DET 17 GB 3, 0 plays, 27 yards, 0:00 drive, 14:28 elapsed |
|--|

J.Bates kicks 65 yards from DET 35 to end zone, Touchback to the GB 30.

Green Bay Packers at 0:32

1-10-GB 30 (:32) (Shotgun) J.Love pass short left to C.Brooks pushed ob at GB 35 for 5 yards (B.Joseph).

2-5-GB 35 (:23) (Shotgun) J.Love pass short right to C.Brooks to GB 48 for 13 yards (A.Robertson). P10

Timeout #3 by GB at 00:14.

1-10-GB 48 (:14) (Shotgun) J.Love pass deep left to J.Reed to DET 11 for 41 yards (B.Joseph). P11

END OF QUARTER

| | Score | Time Poss | First Downs | | | | Efficiencies | |
|-------------------|-------|-----------|-------------|---|---|---|--------------|--------|
| | | | R | P | X | T | 3 Down | 4 Down |
| Detroit Lions | 17 | 7:19 | 1 | 4 | 0 | 5 | 1/3 | 1/1 |
| Green Bay Packers | 3 | 7:41 | 2 | 3 | 2 | 7 | 0/2 | 0/0 |

Detroit Lions vs Green Bay Packers at Lambeau Field

Third Quarter

11/3/2024

Play By Play

DET elects to Receive, and GB elects to defend the South goal.

B.McManus kicks 66 yards from GB 35 to DET -1. K.Dorsey to DET 29 for 30 yards (T.Hopper, J.Bullard).

Detroit Lions at 15:00, (1st play from scrimmage 14:53)

| | | |
|--------------------|---|-----|
| <u>1-10-DET 29</u> | (14:53) J.Goff pass short right to A.St. Brown to DET 40 for 11 yards (J.Bullard). | P10 |
| <u>1-10-DET 40</u> | (14:15) J.Gibbs left guard to DET 41 for 1 yard (T.Slaton; P.Smith). | |
| 2-9-DET 41 | (13:38) (Shotgun) J.Gibbs right end to DET 49 for 8 yards (Q.Walker). | |
| 3-1-DET 49 | (12:57) (Shotgun) J.Gibbs up the middle to 50 for 1 yard (I.McDuffie). | |
| | <i>PENALTY on DET, Illegal Shift, 5 yards, enforced at DET 49 - No Play.</i> | |
| 3-6-DET 44 | (12:36) (Shotgun) J.Goff pass incomplete short middle to K.Raymond. | |
| | <i>PENALTY on GB-K.Nixon, Defensive Holding, 5 yards, enforced at DET 44 - No Play.</i> | X11 |
| <u>1-10-DET 49</u> | (12:33) D.Skipper reported in as eligible. J.Goff pass short middle to S.LaPorta to GB 42 for 9 yards (Q.Walker; I.McDuffie). | |
| 2-1-GB 42 | (11:49) J.Gibbs right tackle to GB 24 for 18 yards (C.Valentine). | R12 |
| <u>1-10-GB 24</u> | (11:05) (Shotgun) J.Gibbs right guard to GB 20 for 4 yards (T.Slaton). | |
| 2-6-GB 20 | (10:26) J.Gibbs right tackle to GB 15 for 5 yards (K.Nixon). | |
| 3-1-GB 15 | (9:41) (Shotgun) J.Goff pass incomplete short right to J.Gibbs. | |
| 4-1-GB 15 | (9:36) (Shotgun) J.Gibbs up the middle for 15 yards, TOUCHDOWN. | R13 |
| | J.Bates extra point is GOOD, Center-H.Hatten, Holder-J.Fox. | |

Timeout at 09:32.

DET 24 GB 3, 9 plays, 71 yards, 1 penalty, 5:28 drive, 5:28 elapsed

J.Bates kicks 65 yards from DET 35 to end zone, Touchback to the GB 30.

Green Bay Packers at 9:32

| | |
|------------|---|
| 1-10-GB 30 | (9:32) (Shotgun) J.Jacobs up the middle to GB 33 for 3 yards (J.Campbell). |
| 2-7-GB 33 | (8:57) (Shotgun) Em.Wilson up the middle to GB 37 for 4 yards (J.Campbell). |
| 3-3-GB 37 | (8:15) (Shotgun) J.Love pass incomplete short middle to D.Wicks. |
| 4-3-GB 37 | (8:11) D.Whelan punts 51 yards to DET 12, Center-M.Orzech, fair catch by K.Raymond. |
| | <i>PENALTY on DET-T.Arnold, Offensive Holding, 6 yards, enforced at DET 12.</i> |

Timeout at 08:04.

Detroit Lions at 8:04

| | |
|------------|---|
| 1-10-DET 6 | (8:04) J.Goff pass short right to T.Patrick to DET 9 for 3 yards (Q.Walker). |
| 2-7-DET 9 | (7:29) D.Montgomery right tackle to DET 10 for 1 yard (E.Cooper; C.Wooden). |
| 3-6-DET 10 | (6:43) (Shotgun) J.Goff pass short middle to A.St. Brown to DET 15 for 5 yards (Q.Walker; P.Smith). |
| 4-1-DET 15 | (6:04) J.Fox punts 60 yards to GB 25, Center-H.Hatten, fair catch by J.Reed. |

Timeout at 05:57.

Green Bay Packers at 5:57

| | | |
|--------------------|--|-----|
| 1-10-GB 25 | (5:57) (Shotgun) J.Love pass short right to C.Watson to GB 29 for 4 yards (T.Arnold). | |
| 2-6-GB 29 | (5:14) (Shotgun) J.Love pass deep right to J.Reed pushed ob at DET 39 for 32 yards (B.Joseph). | P12 |
| <u>1-10-DET 39</u> | (4:41) (Shotgun) J.Love pass short left to R.Doubs ran ob at DET 33 for 6 yards. | |
| 2-4-DET 33 | (4:07) (Shotgun) J.Jacobs up the middle to DET 30 for 3 yards (L.Onwuzurike, T.Nowaske). | |
| 3-1-DET 30 | (3:22) (Shotgun) J.Love pass short right to J.Reed ran ob at DET 27 for 3 yards. Detroit challenged the pass completion ruling, and the play was Upheld. The ruling on the field stands. (Timeout #1.) ** Injury Update: GB-C.Wooden return is Questionable. | P13 |
| 1-10-DET 27 | (3:05) (Shotgun) J.Love pass short right to T.Kraft pushed ob at DET 14 for 13 yards (J.Campbell). | P14 |
| <u>1-10-DET 14</u> | (2:21) (Shotgun) J.Love pass incomplete short right to C.Watson. | |
| 2-10-DET 14 | (2:17) (Shotgun) J.Love FUMBLES (Aborted) at DET 18, recovered by GB-Em.Wilson at DET 23. Em.Wilson to DET 14 for 9 yards (T.Arnold; C.Smith). | |
| 3-10-DET 14 | (1:31) (Shotgun) J.Love FUMBLES (Aborted) at DET 19, and recovers at DET 20. | |
| 4-16-DET 20 | (:52) B.McManus 38 yard field goal is GOOD, Center-M.Orzech, Holder-D.Whelan. | |

Timeout at 00:48.

DET 24 GB 6, 10 plays, 55 yards, 5:09 drive, 14:12 elapsed

B.McManus kicks 62 yards from GB 35 to DET 3. I.Williams to DET 39 for 36 yards (X.McKinney; K.Oladapo).

Detroit Lions at 0:48, (1st play from scrimmage 0:42)

| | |
|-------------|---|
| 1-10-DET 39 | (:42) (Shotgun) D.Montgomery left tackle to DET 38 for -1 yards (I.McDuffie, L.Van Ness). |
|-------------|---|

Detroit Lions vs Green Bay Packers at Lambeau Field

END OF QUARTER

| | Score | Time Poss | First Downs | | | | Efficiencies | |
|-------------------|-------|-----------|-------------|---|---|---|--------------|--------|
| | | | R | P | X | T | 3 Down | 4 Down |
| Detroit Lions | 24 | 8:23 | 2 | 1 | 1 | 4 | 0/2 | 1/1 |
| Green Bay Packers | 6 | 6:37 | 0 | 3 | 0 | 3 | 1/3 | 0/0 |

Detroit Lions vs Green Bay Packers at Lambeau Field

Fourth Quarter

11/3/2024

Play By Play

Detroit Lions continued.

- 2-11-DET 38 (15:00) (Shotgun) J.Gibbs left tackle to DET 39 for 1 yard (C.Valentine; T.Slaton).
- 3-10-DET 39 (14:19) (Shotgun) J.Goff pass incomplete short left to S.LaPorta.
- 4-10-DET 39 (14:14) J.Fox punts 44 yards to GB 17, Center-H.Hatten, fair catch by J.Reed.

Timeout at 14:07.

Green Bay Packers at 14:07

- 1-10-GB 17 (14:07) (Shotgun) J.Love pass short middle to C.Watson to GB 31 for 14 yards (B.Joseph). P15
- 1-10-GB 31 (13:50) *PENALTY on GB-Z.Tom, False Start, 5 yards, enforced at GB 31 - No Play.*
- 1-15-GB 26 (13:25) (Shotgun) J.Love pass incomplete deep right to D.Wicks (C.Davis).
- 2-15-GB 26 (13:19) (Shotgun) J.Love pass incomplete deep left to C.Watson [A.McNeill].
- 3-15-GB 26 (13:13) (Shotgun) J.Love pass short middle to C.Brooks to GB 36 for 10 yards (J.Reeves-Maybin).
- 4-5-GB 36 (12:30) (No Huddle, Shotgun) J.Love pass deep right to J.Reed to DET 36 for 28 yards (E.Rakestraw). P16
- 1-10-DET 36 (12:00) (No Huddle, Shotgun) J.Love FUMBLES (Aborted) at DET 40, and recovers at DET 38. J.Love to DET 37 for 1 yard (A.Anzalone).
- 2-11-DET 37 (11:21) (No Huddle, Shotgun) J.Love pass deep right to B.Melton to DET 18 for 19 yards (K.Joseph). P17
- 1-10-DET 18 (10:51) (No Huddle, Shotgun) C.Brooks right guard to DET 9 for 9 yards (B.Joseph). DET-C.Davis was injured during the play.
- 2-1-DET 9 (10:23) (Shotgun) J.Love pass incomplete short right.
- 3-1-DET 9 (10:12) J.Love pass incomplete short right to D.Wicks.
Timeout #1 by GB at 10:07.
- 4-1-DET 9 (10:07) (Shotgun) J.Jacobs up the middle to DET 9 for no gain (T.Nowaske; J.Campbell).

Timeout at 10:03.

Detroit Lions

** Injury Update: DET-J.Reeves-Maybin return is Questionable.

Detroit Lions at 10:03

- 1-10-DET 9 (10:03) J.Gibbs left tackle to DET 12 for 3 yards (Q.Walker; P.Smith).
- 2-7-DET 12 (9:25) J.Gibbs left guard to DET 16 for 4 yards (D.Wyatt).
- 3-3-DET 16 (8:48) (Shotgun) J.Goff pass short middle to A.St. Brown to DET 21 for 5 yards (E.Stokes). P14
- 1-10-DET 21 (8:10) K.Raymond right end to DET 9 for -12 yards (K.Enagbare).
- 2-22-DET 9 (7:27) (Shotgun) J.Goff pass incomplete short right [K.Nixon].
- 3-22-DET 9 (7:20) (Shotgun) J.Goff pass short left to K.Raymond to DET 21 for 12 yards (J.Bullard).
- 4-10-DET 21 (6:32) J.Fox punts 41 yards to GB 38, Center-H.Hatten. J.Reed to GB 45 for 7 yards (T.Nowaske). ** Injury Update: DET-J.Reeves-Maybin has returned to the game.

Timeout at 06:22.

Green Bay Packers at 6:22

- 1-10-GB 45 (6:22) (Shotgun) J.Love pass short left to Em.Wilson to GB 46 for 1 yard (T.Arnold). ** Injury Update: DET-C.Davis has returned to the game.
- 2-9-GB 46 (5:57) (No Huddle, Shotgun) J.Love pass short right to R.Doubs pushed ob at DET 46 for 8 yards (C.Davis).
- 3-1-DET 46 (5:35) (No Huddle) Em.Wilson right end to DET 27 for 19 yards (J.Houston). R18
- 1-10-DET 27 (5:02) (No Huddle, Shotgun) J.Love pass incomplete deep right to C.Watson.
- 2-10-DET 27 (4:57) (Shotgun) J.Love pass short right to T.Kraft to DET 21 for 6 yards (C.Davis, A.Anzalone).
- 3-4-DET 21 (4:31) (No Huddle, Shotgun) J.Love pass incomplete deep left to B.Melton.
PENALTY on DET-A.Robertson, Unsportsmanlike Conduct, 10 yards, enforced at DET 21.
- 1-10-DET 11 (4:26) (Shotgun) J.Love pass incomplete short right to T.Kraft.
- 2-10-DET 11 (4:18) (Shotgun) J.Love pass short middle to T.Kraft to DET 2 for 9 yards (B.Joseph).
- 3-1-DET 2 (3:52) **(No Huddle, Shotgun) Em.Wilson right guard for 2 yards, TOUCHDOWN.** R20
TWO-POINT CONVERSION ATTEMPT. J.Love pass to C.Watson is complete. ATTEMPT SUCCEEDS.

DET 24 GB 14, 9 plays, 55 yards, 1 penalty, 2:33 drive, 11:11 elapsed

B.McManus kicks inside 18 yards from GB 35 to DET 47, out of bounds.

Penalty on GB-B.McManus, Kickoff Out of Bounds, declined.

Detroit Lions at 3:49

- 1-10-DET 47 (3:49) D.Montgomery right end to GB 46 for 7 yards (I.McDuffie; Er.Wilson).
Timeout #2 by GB at 03:42.
- 2-3-GB 46 (3:42) D.Montgomery left guard to GB 44 for 2 yards (X.McKinney; C.Valentine).

Detroit Lions vs Green Bay Packers at Lambeau Field

3-1-GB 44 (2:54) D.Montgomery left end to GB 40 for 4 yards (R.Gary). R15

1-10-GB 40 (2:09) D.Montgomery up the middle to GB 28 for 12 yards (K.Enagbare). R16

Timeout #3 by GB at 02:03.

1-10-GB 28 (2:03) J.Goff pass short middle to D.Montgomery to GB 14 for 14 yards (E.Cooper). P17

Two-Minute Warning

1-10-GB 14 (1:54) J.Goff kneels to GB 15 for -1 yards.

2-11-GB 15 (1:13) J.Goff kneels to GB 15 for no gain.

3-11-GB 15 (:36) J.Goff kneels to GB 16 for -1 yards.

END OF QUARTER

| | Score | Time Poss | First Downs | | | | Efficiencies | |
|--------------------------|-----------|-------------|-------------|----------|----------|----------|--------------|------------|
| | | | R | P | X | T | 3 Down | 4 Down |
| Detroit Lions | 24 | 8:23 | 2 | 2 | 0 | 4 | 2/5 | 0/0 |
| Green Bay Packers | 14 | 6:37 | 2 | 3 | 1 | 6 | 2/5 | 1/2 |

Miscellaneous Statistics Report

Detroit Lions vs Green Bay Packers
11/3/2024 at Lambeau Field

Ten Longest Plays for Detroit Lions

| Yards | Qtr | Play Start | Play Description |
|-------|-----|-------------|--|
| 26 | 2 | 1-10-DET 36 | (5:23) J.Goff pass deep middle to A.St. Brown to GB 38 for 26 yards (J.Bullard). |
| 19 | 1 | 2-5-GB 41 | (4:14) D.Skipper reported in as eligible. J.Goff pass deep middle to S.LaPorta to GB 22 for 19 yards (E.Stokes). |
| 18 | 3 | 2-1-GB 42 | (11:49) J.Gibbs right tackle to GB 24 for 18 yards (C.Valentine). |
| 15 | 3 | 4-1-GB 15 | (9:36) (Shotgun) J.Gibbs up the middle for 15 yards, TOUCHDOWN. |
| 14 | 4 | 1-10-GB 28 | (2:03) J.Goff pass short middle to D.Montgomery to GB 14 for 14 yards (E.Cooper). |
| 12 | 4 | 3-22-DET 9 | (7:20) (Shotgun) J.Goff pass short left to K.Raymond to DET 21 for 12 yards (J.Bullard). |
| 12 | 4 | 1-10-GB 40 | (2:09) D.Montgomery up the middle to GB 28 for 12 yards (K.Enagbare). |
| 11 | 1 | 2-9-DET 43 | (5:18) D.Montgomery left guard to GB 46 for 11 yards (K.Nixon; X.McKinney). |
| 11 | 2 | 1-10-DET 9 | (12:09) J.Goff pass short left to J.Gibbs pushed ob at DET 20 for 11 yards (Q.Walker). |
| 11 | 3 | 1-10-DET 29 | (14:53) J.Goff pass short right to A.St. Brown to DET 40 for 11 yards (J.Bullard). |

Ten Longest Plays for Green Bay Packers

| Yards | Qtr | Play Start | Play Description |
|-------|-----|-------------|---|
| 41 | 2 | 1-10-GB 48 | (:14) (Shotgun) J.Love pass deep left to J.Reed to DET 11 for 41 yards (B.Joseph). |
| 37 | 2 | 1-10-GB 24 | (14:49) (Shotgun) J.Jacobs up the middle to DET 39 for 37 yards (K.Joseph). |
| 32 | 3 | 2-6-GB 29 | (5:14) (Shotgun) J.Love pass deep right to J.Reed pushed ob at DET 39 for 32 yards (B.Joseph). |
| 28 | 4 | 4-5-GB 36 | (12:30) (No Huddle, Shotgun) J.Love pass deep right to J.Reed to DET 36 for 28 yards (E.Rakestraw). |
| 19 | 1 | 2-15-DET 47 | (10:44) J.Love pass deep right to C.Watson pushed ob at DET 28 for 19 yards (C.Davis). |
| 19 | 4 | 2-11-DET 37 | (11:21) (No Huddle, Shotgun) J.Love pass deep right to B.Melton to DET 18 for 19 yards (K.Joseph). |
| 19 | 4 | 3-1-DET 46 | (5:35) (No Huddle) Em.Wilson right end to DET 27 for 19 yards (J.Houston). |
| 14 | 4 | 1-10-GB 17 | (14:07) (Shotgun) J.Love pass short middle to C.Watson to GB 31 for 14 yards (B.Joseph). |
| 13 | 1 | 2-1-GB 34 | (14:17) (Shotgun) J.Jacobs right end pushed ob at GB 47 for 13 yards (K.Joseph). |
| 13 | 2 | 2-5-GB 35 | (:23) (Shotgun) J.Love pass short right to C.Brooks to GB 48 for 13 yards (A.Robertson). |

Touchdown Scoring Information

| | | Offense | Defense | Special Teams |
|----------------|-------------------|---------|---------|---------------|
| VISITOR | Detroit Lions | 2 | 1 | 0 |
| HOME | Green Bay Packers | 1 | 0 | 0 |

Player Scoring Information

| Club | Player | TD | Rush TD | Rec TD | KO TD | Punt TD | Int TD | Fum TD | Misc TD | FG | XP | 2Pt Rush | 2Pt Rec | Sfty | Points |
|------|-------------|----|---------|--------|-------|---------|--------|--------|---------|----|----|----------|---------|------|--------|
| DET | J.Gibbs | 0 | 1 | 0 | 0 | 0 | 0 | 0 | 0 | 0 | 0 | 0 | 0 | 0 | 6 |
| DET | A.St. Brown | 0 | 0 | 1 | 0 | 0 | 0 | 0 | 0 | 0 | 0 | 0 | 0 | 0 | 6 |
| DET | K.Joseph | 0 | 0 | 0 | 0 | 0 | 1 | 0 | 0 | 0 | 0 | 0 | 0 | 0 | 6 |
| DET | J.Bates | 0 | 0 | 0 | 0 | 0 | 0 | 0 | 0 | 1 | 3 | 0 | 0 | 0 | 6 |
| GB | Em.Wilson | 0 | 1 | 0 | 0 | 0 | 0 | 0 | 0 | 0 | 0 | 0 | 0 | 0 | 6 |
| GB | B.McManus | 0 | 0 | 0 | 0 | 0 | 0 | 0 | 0 | 2 | 0 | 0 | 0 | 0 | 6 |
| GB | C.Watson | 0 | 0 | 0 | 0 | 0 | 0 | 0 | 0 | 0 | 0 | 0 | 1 | 0 | 2 |

Possession Detail

| | First Half | | | | Second Half | | | | Game | | | |
|-----------------------------|------------|------|---------|-------|-------------|-------|---------|-------|------|--|--|--|
| | Visitor | Home | Visitor | Home | Visitor | Home | Visitor | Home | | | | |
| Largest Lead | 14 | 3 | 21 | 0 | 21 | 3 | 21 | 3 | | | | |
| Drives Leading | 2 | 0 | 5 | 0 | 7 | 0 | 7 | 0 | | | | |
| Time of Possession Leading | 7:15 | 0:00 | 16:46 | 0:00 | 24:01 | 0:00 | 24:01 | 0:00 | | | | |
| Largest Deficit | -3 | -14 | 0 | -21 | -3 | -21 | -3 | -21 | | | | |
| Drives Trailing | 1 | 4 | 0 | 4 | 1 | 8 | 1 | 8 | | | | |
| Time of Possession Trailing | 7:10 | 7:41 | 0:00 | 13:14 | 7:10 | 20:55 | 7:10 | 20:55 | | | | |
| Times Score Tied Up | | 0 | | 0 | | 0 | | 0 | | | | |
| Lead Changes | | 2 | | 0 | | 2 | | 2 | | | | |

Playtime Percentage

Percent of playtime per player on offense, defense and special teams (Unofficial)

| Detroit Lions | | | | | Green Bay Packers | | | | | | | |
|-----------------|----|---------|---------|---------------|-------------------|---------------|--------------|---------------|------|------|-----|-----|
| | | Offense | Defense | Special Teams | | Offense | Defense | Special Teams | | | | |
| G.Glasgow | G | 57 | 100% | 4 | 18% | T.Kraft | TE | 65 | 100% | 5 | 23% | |
| K.Zeitler | G | 57 | 100% | 4 | 18% | R.Walker | T | 65 | 100% | 3 | 14% | |
| P.Sewell | T | 57 | 100% | 4 | 18% | S.Rhyan | G | 65 | 100% | 3 | 14% | |
| T.Decker | T | 57 | 100% | | | Z.Tom | T | 65 | 100% | 3 | 14% | |
| F.Ragnow | C | 57 | 100% | | | J.Morgan | T | 65 | 100% | 3 | 14% | |
| J.Goff | QB | 57 | 100% | | | J.Love | QB | 65 | 100% | | | |
| A.St. Brown | WR | 53 | 93% | 1 | 5% | E.Jenkins | G | 65 | 100% | | | |
| S.LaPorta | TE | 48 | 84% | 1 | 5% | R.Doubs | WR | 54 | 83% | | | |
| T.Patrick | WR | 44 | 77% | | | J.Reed | WR | 44 | 68% | 4 | 18% | |
| B.Wright | TE | 34 | 60% | 8 | 36% | C.Watson | WR | 37 | 57% | | | |
| D.Montgomery | RB | 32 | 56% | | | J.Jacobs | RB | 36 | 55% | | | |
| K.Raymond | WR | 22 | 39% | 3 | 14% | D.Wicks | WR | 35 | 54% | | | |
| J.Gibbs | RB | 22 | 39% | | | C.Brooks | RB | 17 | 26% | 5 | 23% | |
| A.Robinson | WR | 11 | 19% | | | Em.Wilson | RB | 13 | 20% | | | |
| S.Zylstra | TE | 9 | 16% | 13 | 59% | B.Sims | TE | 12 | 18% | 5 | 23% | |
| D.Skipper | T | 4 | 7% | 4 | 18% | B.Melton | WR | 11 | 17% | 6 | 27% | |
| C.Reynolds | RB | 3 | 5% | 9 | 41% | J.FitzPatrick | TE | 1 | 2% | 5 | 23% | |
| I.Williams | WR | 3 | 5% | 3 | 14% | J.Bullard | SS | | 57 | 100% | 12 | 55% |
| K.Joseph | FS | | 65 | 100% | 4 | 18% | K.Nixon | CB | 57 | 100% | 10 | 45% |
| T.Arnold | CB | | 65 | 100% | 2 | 9% | X.McKinney | FS | 57 | 100% | 8 | 36% |
| A.Anzalone | LB | | 65 | 100% | 1 | 5% | Q.Walker | LB | 57 | 100% | 4 | 18% |
| C.Davis | CB | | 62 | 95% | 1 | 5% | Er.Wilson | LB | 42 | 74% | 15 | 68% |
| J.Campbell | LB | | 60 | 92% | 11 | 50% | E.Cooper | LB | 38 | 67% | 5 | 23% |
| A.McNeill | DT | | 54 | 83% | 4 | 18% | E.Stokes | CB | 37 | 65% | | |
| L.Onwuzurike | DE | | 49 | 75% | 3 | 14% | K.Clark | DT | 37 | 65% | | |
| B.Joseph | SS | | 41 | 63% | 5 | 23% | R.Gary | DE | 36 | 63% | | |
| J.Houston | DE | | 36 | 55% | 9 | 41% | C.Valentine | CB | 35 | 61% | 3 | 14% |
| T.Nowaske | LB | | 35 | 54% | 16 | 73% | T.Slaton | DT | 31 | 54% | 7 | 32% |
| A.Muhammad | DE | | 33 | 51% | 1 | 5% | D.Wyatt | DT | 26 | 46% | | |
| D.Reader | NT | | 32 | 49% | 1 | 5% | L.Van Ness | DE | 24 | 42% | 16 | 73% |
| A.Robertson | CB | | 28 | 43% | | | K.Enagbare | DE | 22 | 39% | 10 | 45% |
| B.Branch | SS | | 24 | 37% | | | P.Smith | DE | 21 | 37% | | |
| J.Reeves-Maybin | LB | | 23 | 35% | 16 | 73% | I.McDuffie | LB | 19 | 33% | 6 | 27% |
| P.O'Connor | DE | | 11 | 17% | 11 | 50% | K.Brooks | DT | 15 | 26% | 8 | 36% |
| C.Smith | DT | | 10 | 15% | 3 | 14% | C.Wooden | DT | 11 | 19% | 4 | 18% |
| E.Rakestraw | CB | | 8 | 12% | 6 | 27% | A.Mosby | DE | 5 | 9% | 12 | 55% |
| I.Thomas | LB | | 8 | 12% | | | C.Ballentine | CB | | | 15 | 68% |
| B.Niemann | LB | | 3 | 5% | 17 | 77% | Z.Anderson | FS | | | 15 | 68% |
| K.Vildor | CB | | 3 | 5% | 9 | 41% | T.Hopper | LB | | | 13 | 59% |
| K.Dorsey | CB | | | | 17 | 77% | K.Oladapo | FS | | | 9 | 41% |
| J.Bates | K | | | | 9 | 41% | B.McManus | K | | | 7 | 32% |
| A.Beauplan | LB | | | | 9 | 41% | D.Whelan | P | | | 6 | 27% |
| L.Strickland | SS | | | | 9 | 41% | M.Orzech | LS | | | 5 | 23% |
| J.Fox | P | | | | 8 | 36% | K.Hadden | CB | | | 4 | 18% |
| H.Hatten | LS | | | | 8 | 36% | | | | | | |

| | | | | | | | |
|-----------|---|---|-----|-----------|---|---|-----|
| K,Awosika | T | 4 | 18% | J,Monk | C | 3 | 14% |
| M,Niese | T | 4 | 18% | K,Telfort | T | 3 | 14% |



UPDATED BIOGRAPHIES



JAIRE ALEXANDER

23

CORNERBACK
LOUISVILLE

Seventh NFL Season | Seventh Packers Season



Ht: 5-10 | Wt: 196 | Born: February 9, 1997 | NFL Games Played/Started: 77/75 | Acquired: D1-18

AT A GLANCE

- » Dating back to the start of his career (2018), is tied for No. 1 in the NFL in postseason interceptions (three in seven games).
- » Earned second-team All-Pro Honors from *The Associated Press* in 2022 for the second time (2020), joining Charles Woodson (four) and Herb Adderley (seven) as the only Packers cornerbacks to be named to multiple AP All-Pro teams.
- » Named to his second career Pro Bowl in 2022, becoming the 13th defensive back in franchise history to be named to multiple Pro Bowls.
- » According to Stathhead.com, became the sixth Packers defensive back to earn multiple Pro Bowl honors in the first five years of his career and the first since S Nick Collins (2008-09).
- » Named to the All-NFC team by the Pro Football Writers of America in 2020 and 2022.
- » Has led the team in passes defended four times (14 in 2022, 13 in 2020, career-high 23 in 2019, 15 in 2018).
- » Was named to the PFWA's All-Rookie team in 2018, becoming just the second Packers CB to be honored since 1974 (CB Casey Hayward, 2012).
- » Earned second-team All-Atlantic Coast Conference recognition as a sophomore in 2016 after posting a team-high five INTs (tied for No. 11 in the country) along with a career-best 39 tackles (31 solo) and 14 passes defended.

2024 SEASON: Has started all six contests he has played in (missed Weeks 4-5 due to quadricep/groin injuries and missed Week 9 with a knee injury), recording 16 tackles (15 solo), two interceptions (No. 2 on the team), an interception return for a TD, a fumble recovery and seven passes defended (tied for No. 1 on the team)...Became the first Packer with multiple interceptions, an interception return for a TD and four-plus passes defended in the first three games of the season since S Nick Collins and CB Charles Woodson both did it in 2008...**At Philadelphia (Sept. 6):** Played all 76 defensive snaps, posting four tackles (all solo) and a team-best two passes defended, and picked off QB Jalen Hurts early in the fourth quarter in the end zone. It was the second time in his career he registered an interception in Week 1 (2020)...**Vs. Indianapolis (Sept. 15):** Was one of three defenders to play all 56 snaps, posting two tackles (both solo) and a pass defended...**At Tennessee (Sept. 22):** Saw action on 53 of 54 defensive snaps, recording five tackles (four solo), a pass defended and jumped a route to pick off QB Will Levis late in the first quarter and returned it 35 yards for his first career TD...**Vs. Minnesota (Sept. 29):** Inactive (quadricep/groin)...**At L.A. Rams (Oct. 6):** Inactive (groin)...**Vs. Arizona (Oct. 13):** Played 46 defensive snaps, recording a tackle (solo), a pass defended and a fumble recovery when he jumped on a WR Greg Dortch fumble at the Green Bay 22 that was punched out by S Evan Williams late in the third quarter...**Vs. Houston (Oct. 20):** Played 63 of 64 defensive snaps, posting three tackles (all solo) and helping to limit QB C.J. Stroud to a career-low 86 passing yards on 10-of-21 passing for a 58.8 rating...**At Jacksonville (Oct. 27):** One of three Packers to play all 57 defensive snaps, registering a tackle (solo) and leading the team with two passes defended that both came with Jacksonville driving with less than three minutes left in the game...**Vs. Detroit (Nov. 3):** Inactive (knee).

REGULAR-SEASON COMPARISON: DEFENSIVE - CHICAGO BEARS

| DATE | OPP | W/L | GP/GS | TACKLES | | | | | INT | TFL | PD | QBH | TD | MISC | | | |
|---------------|------------|-----|-------|------------|-------------|-----------|-----------|-----------|------------|------------|----------|----------|-----------|----------|----------|----------|----------|
| | | | | TOT | SOLO | ASST | SACK | YDS. | | | | | | FF | FR | | |
| 9/9/18 | GB vs. CHI | W | P | 3 | 3 | 0 | 0.0 | 0.0 | 0 | 0 | 1 | 0 | 0 | 0 | 0 | | |
| 12/16/18 | GB @ CHI | L | S | 4 | 3 | 1 | 0.0 | 0.0 | 0 | 1 | 0 | 0 | 0 | 0 | 0 | | |
| 9/5/19 | GB @ CHI | W | S | 6 | 2 | 4 | 0.0 | 0.0 | 0 | 2 | 0 | 0 | 0 | 0 | 0 | | |
| 12/15/19 | GB vs. CHI | W | S | 8 | 6 | 2 | 0.0 | 0.0 | 1 | 1 | 2 | 0 | 0 | 0 | 0 | | |
| 11/29/20 | GB vs. CHI | W | S | 6 | 5 | 1 | 0.0 | 0.0 | 0 | 0 | 0 | 0 | 0 | 0 | 0 | | |
| 1/3/21 | GB @ CHI | W | S | 3 | 2 | 1 | 0.0 | 0.0 | 0 | 1 | 0 | 0 | 0 | 1 | 0 | | |
| 9/18/22 | GB vs. CHI | W | S | 3 | 2 | 1 | 0.0 | 0.0 | 1 | 1 | 1 | 0 | 0 | 0 | 0 | | |
| 12/4/22 | GB @ CHI | W | S | 7 | 6 | 1 | 0.0 | 0.0 | 1 | 2 | 1 | 0 | 0 | 0 | 0 | | |
| 9/10/23 | GB @ CHI | W | S | 3 | 3 | 0 | 0.0 | 0.0 | 0 | 0 | 1 | 0 | 0 | 0 | 0 | | |
| 1/7/24 | GB vs. CHI | W | S | 2 | 2 | 0 | 0.0 | 0.0 | 0 | 1 | 0 | 0 | 0 | 0 | 0 | | |
| TOTALS | | | | 9/1 | 10/9 | 45 | 34 | 11 | 0.0 | 0.0 | 3 | 4 | 11 | 0 | 0 | 1 | 0 |

JAIRE ALEXANDER'S NFL REGULAR-SEASON DEFENSIVE STATISTICS

| YEAR | TEAM | GP | GS | TK | S | TACKLES | | | | | INTERCEPTIONS | | | | | | | ST | | MISC | | | | | | | | | |
|-------------------|---------|-----------|-----------|------------|------------|-----------|-----------|-----------|------------|------------|---------------|-----------|------------|-----------|----------|-----------|----------|----------|----------|----------|----------|----------|----------|----------|----------|----------|----------|----------|----------|
| | | | | | | A | TFL | YDS | SK | YDS | QBH | NO | YDS | LG | TD | PD | FF | FR | TD | YDS | TK | S | A | FF | FR | S | A | | |
| 2018 | Packers | 13 | 11 | 76 | 61 | 15 | 3 | 27 | 0.5 | 3.0 | 1 | 1 | 27 | 27 | 0 | 15 | 0 | 0 | 0 | 0 | 0 | 2 | 2 | 0 | 0 | 0 | 0 | | |
| 2019 | Packers | 16 | 16 | 63 | 41 | 22 | 2 | 4 | 0.0 | 0.0 | 0 | 2 | 37 | 37 | 0 | 23 | 1 | 1 | 0 | 0 | 0 | 0 | 0 | 0 | 0 | 0 | 0 | | |
| 2020 | Packers | 15 | 15 | 51 | 40 | 11 | 2 | 6 | 1.0 | 4.0 | 1 | 1 | -4 | 0 | 13 | 1 | 0 | 0 | 0 | 0 | 0 | 0 | 0 | 0 | 0 | 0 | 0 | | |
| 2021 | Packers | 4 | 4 | 13 | 9 | 4 | 0 | 0 | 0.0 | 0.0 | 0 | 1 | 30 | 30 | 0 | 3 | 0 | 0 | 0 | 0 | 0 | 0 | 0 | 0 | 0 | 0 | 0 | 0 | |
| 2022 | Packers | 16 | 16 | 56 | 43 | 13 | 4 | 11 | 0.0 | 0.0 | 0 | 5 | 59 | 29 | 0 | 14 | 0 | 0 | 0 | 0 | 0 | 0 | 0 | 0 | 0 | 0 | 0 | 0 | |
| 2023 | Packers | 7 | 7 | 27 | 23 | 4 | 1 | 2 | 0.0 | 0.0 | 0 | 0 | 0 | 0 | 5 | 1 | 0 | 0 | 0 | 0 | 0 | 0 | 0 | 0 | 0 | 0 | 0 | 0 | |
| 2024 | Packers | 6 | 6 | 16 | 15 | 1 | 0 | 0 | 0.0 | 0.0 | 0 | 2 | 52 | 35t | 1 | 7 | 0 | 1 | 0 | 0 | 0 | 0 | 0 | 0 | 0 | 0 | 0 | 0 | 0 |
| NFL TOTALS | | 77 | 75 | 302 | 232 | 70 | 12 | 50 | 1.5 | 7.0 | 2 | 12 | 201 | 37 | 1 | 80 | 3 | 2 | 0 | 0 | 2 | 2 | 0 | 0 | 2 | 0 | 0 | 0 | 0 |

JAIRE ALEXANDER'S NFL POSTSEASON DEFENSIVE STATISTICS

| YEAR | TEAM | GP | GS | TACKLES | | | | | | INTERCEPTIONS | | | | | | | | ST | | | | MISC | | | | | |
|-------------------|---------|----------|----------|-----------|-----------|----------|----------|----------|------------|---------------|----------|----------|-----------|-----------|----------|----------|----------|----------|----------|----------|----------|----------|----------|----------|----------|----------|----------|
| | | | | TK | S | A | TFL | YDS | SK | YDS | QBH | NO | YDS | LG | TD | PD | FF | FR | TD | YDS | TK | S | A | FF | FR | S | A |
| 2019 | Packers | 2 | 2 | 13 | 10 | 3 | 0 | 0 | 0.0 | 0.0 | 0 | 0 | 0 | 0 | 0 | 1 | 0 | 0 | 0 | 0 | 0 | 0 | 0 | 0 | 0 | 0 | 0 |
| 2020 | Packers | 2 | 2 | 4 | 3 | 1 | 1 | 3 | 0.0 | 0.0 | 0 | 2 | 16 | 16 | 0 | 3 | 0 | 0 | 0 | 0 | 0 | 0 | 0 | 0 | 0 | 0 | 0 |
| 2021 | Packers | 1 | 0 | 0 | 0 | 0 | 0 | 0 | 0.0 | 0.0 | 0 | 0 | 0 | 0 | 0 | 0 | 0 | 0 | 0 | 0 | 0 | 0 | 0 | 0 | 0 | 0 | 0 |
| 2023 | Packers | 2 | 2 | 12 | 7 | 5 | 0 | 0 | 0.0 | 0.0 | 0 | 1 | 0 | 0 | 0 | 1 | 0 | 0 | 0 | 0 | 0 | 0 | 0 | 0 | 0 | 0 | 0 |
| NFL TOTALS | | 7 | 6 | 29 | 20 | 9 | 1 | 3 | 0.0 | 0.0 | 0 | 3 | 16 | 16 | 0 | 5 | 0 | 0 | 0 | 0 | 0 | 0 | 0 | 0 | 0 | 0 | 0 |

SINGLE-GAME HIGHS: DEFENSIVE

Total Tackles 12 vs. Atlanta Falcons, Dec 09, 2018
 10 vs. Minnesota Vikings, Sep 16, 2018

Solo Tackles 10 vs. Atlanta Falcons, Dec 09, 2018
 7 vs. Dallas Cowboys, Nov 13, 2022
 ...2 more at 7.

Sacks 1.0 at Minnesota Vikings, Sep 13, 2020
 0.5 vs. Minnesota Vikings, Sep 16, 2018

Passes Defensed 5 at Los Angeles Rams, Oct 28, 2018
 4 at Buffalo Bills, Oct 30, 2022
 ...1 more at 4.

Forced Fumbles 1 at Carolina Panthers, Dec 24, 2023
 1 at Chicago Bears, Jan 03, 2021
 ...1 more at 1.

Fumble Recoveries 1 vs. Arizona Cardinals, Oct 13, 2024
 1 vs. Denver Broncos, Sep 22, 2019

Tackles For Loss 2 at Chicago Bears, Dec 04, 2022
 1 vs. New York Giants, Oct 09, 2022
 ...8 more at 1.

Interceptions 1 at Tennessee Titans, Sep 22, 2024
 1 at Philadelphia Eagles, Sep 06, 2024
 ...10 more at 1.

Interception Return Yards 37 at Dallas Cowboys, Oct 06, 2019
 35 at Tennessee Titans, Sep 22, 2024

Safeties 1 at Minnesota Vikings, Sep 13, 2020

2024 GXG REGULAR SEASON (PACKERS)

| DATE | OPPONENT | P/S | TK | S | A | SK | YDS | INT | PD | FF | FR | |
|--------------------|------------|------------|-----------------|-----------|----------|------------|------------|----------|----------|----------|----------|--|
| 09/06 | at Eagles | S | 4 | 4 | 0 | 0.0 | 0.0 | 1 | 2 | 0 | 0 | |
| 09/15 | Colts | S | 2 | 2 | 0 | 0.0 | 0.0 | 0 | 1 | 0 | 0 | |
| 09/22 | at Titans | S | 5 | 4 | 1 | 0.0 | 0.0 | 1 | 1 | 0 | 0 | |
| 09/29 | Vikings | | INACTIVE/INJURY | | | | | | | | | |
| 10/06 | at Rams | | INACTIVE/INJURY | | | | | | | | | |
| 10/13 | Cardinals | S | 1 | 1 | 0 | 0.0 | 0.0 | 0 | 1 | 0 | 1 | |
| 10/20 | Texans | S | 3 | 3 | 0 | 0.0 | 0.0 | 0 | 0 | 0 | 0 | |
| 10/27 | at Jaguars | S | 1 | 1 | 0 | 0.0 | 0.0 | 0 | 2 | 0 | 0 | |
| 11/03 | Lions | | INACTIVE/INJURY | | | | | | | | | |
| 2024 TOTALS | | 6-6 | 16 | 15 | 1 | 0.0 | 0.0 | 2 | 7 | 0 | 1 | |

ZAYNE ANDERSON

39 SAFETY BRIGHAM YOUNG

Second NFL Season | Second Packers Season



Ht: 6-2 | Wt: 206 | Born: January 3, 1997 | NFL Games Played/Started: 26/0 | Acquired: W-23 (Buf.)

AT A GLANCE

- » Claimed off waivers by the Green Bay Packers from the Buffalo Bills after the 2023 training camp and set career highs in games played (10) and special teams tackles (four, tied for No. 4 on the team).
- » Originally signed as an undrafted free agent in 2021 by the Kansas City Chiefs and spent time on the Chiefs' practice squad in 2021-22, appearing in seven games and posting a tackle on special teams during the regular season.
- » Has also played in five postseason contests (two for the Packers and three for the Chiefs), totaling two tackles on special teams and one (solo) on defense.
- » Appeared in 50 games as a linebacker/defensive back at Brigham Young (2015-20), recording 162 tackles. Redshirted in 2018 and medically redshirted in 2019, serving as a team captain both seasons.

2024 SEASON: Has played in all nine games and leads the team with six special teams tackles...**At Philadelphia (Sept. 6):** Appeared on 18 special teams snaps, recording one tackle on kickoff coverage...**Vs. Indianapolis (Sept. 15):** Played 14 snaps on special teams...**At Tennessee (Sept. 22):** Appeared on 19 special teams snaps...**Vs. Minnesota (Sept. 29):** Played 17 snaps on special teams, recording one tackle on kickoff coverage...**At L.A. Rams (Oct. 6):** Appeared on 16 special teams snaps, recording a tackle on kickoff coverage...**Vs. Arizona (Oct. 13):** Played 16 snaps on special teams, recording one tackle on punt coverage...**Vs. Houston (Oct. 20):** Appeared on 20 special teams snaps, posting a tackle on punt coverage...**At Jacksonville (Oct. 27):** Played two snaps on defense and 21 on special teams, recording a tackle on punt coverage...**Vs. Detroit (Nov. 3):** Appeared on 15 special teams snaps.

REGULAR-SEASON COMPARISON: DEFENSIVE - CHICAGO BEARS

| DATE | OPP | TACKLES | | | | | | | | | | MISC | | | | | |
|---------------|------------|---------|-------|-----|------|------|------|------|-----|-----|----|------|----|----|----|---|---|
| | | W/L | GP/GS | TOT | SOLO | ASST | SACK | YDS. | INT | TFL | PD | QBH | TD | FF | FR | | |
| 1/7/24 | GB vs. CHI | W | P | 0 | 0 | 0 | 0 | 0.0 | 0.0 | 0 | 0 | 0 | 0 | 0 | 0 | 0 | 0 |
| TOTALS | | 1/0 | 1/0 | 0 | 0 | 0 | 0 | 0.0 | 0.0 | 0 | 0 | 0 | 0 | 0 | 0 | 0 | 0 |

ZAYNE ANDERSON'S NFL REGULAR-SEASON DEFENSIVE STATISTICS

| YEAR | TEAM | GP | GS | TACKLES | | | | | | | INTERCEPTIONS | | | | | ST | | | MISC | | | | | | | | |
|-------------------|---------|----|----|---------|---|---|-----|-----|-----|-----|---------------|----|-----|----|----|----|----|----|------|-----|----|---|---|----|----|---|---|
| | | | | TK | S | A | TFL | YDS | SK | YDS | QBH | NO | YDS | LG | TD | PD | FF | FR | TD | YDS | TK | S | A | FF | FR | S | A |
| 2021 | Chiefs | 4 | 0 | 0 | 0 | 0 | 0 | 0.0 | 0.0 | 0 | 0 | 0 | 0 | 0 | 0 | 0 | 0 | 0 | 0 | 1 | 1 | 0 | 0 | 0 | 0 | 0 | 0 |
| 2022 | Chiefs | 3 | 0 | 0 | 0 | 0 | 0 | 0.0 | 0.0 | 0 | 0 | 0 | 0 | 0 | 0 | 0 | 0 | 0 | 0 | 0 | 0 | 0 | 0 | 0 | 0 | 0 | 0 |
| 2023 | Packers | 10 | 0 | 0 | 0 | 0 | 0 | 0.0 | 0.0 | 0 | 0 | 0 | 0 | 0 | 0 | 0 | 0 | 0 | 0 | 4 | 3 | 1 | 0 | 0 | 0 | 0 | 0 |
| 2024 | Packers | 9 | 0 | 0 | 0 | 0 | 0 | 0.0 | 0.0 | 0 | 0 | 0 | 0 | 0 | 0 | 0 | 0 | 0 | 0 | 6 | 6 | 0 | 0 | 0 | 0 | 0 | 0 |
| NFL TOTALS | | 26 | 0 | 0 | 0 | 0 | 0 | 0.0 | 0.0 | 0 | 0 | 0 | 0 | 0 | 0 | 0 | 0 | 0 | 0 | 11 | 10 | 1 | 0 | 0 | 0 | 0 | 0 |

ZAYNE ANDERSON'S NFL POSTSEASON DEFENSIVE STATISTICS

| YEAR | TEAM | GP | GS | TACKLES | | | | | | | INTERCEPTIONS | | | | | ST | | | MISC | | | | | | | | |
|-------------------|---------|----|----|---------|---|---|-----|-----|-----|-----|---------------|----|-----|----|----|----|----|----|------|-----|----|---|---|----|----|---|---|
| | | | | TK | S | A | TFL | YDS | SK | YDS | QBH | NO | YDS | LG | TD | PD | FF | FR | TD | YDS | TK | S | A | FF | FR | S | A |
| 2021 | Chiefs | 3 | 0 | 0 | 0 | 0 | 0 | 0.0 | 0.0 | 0 | 0 | 0 | 0 | 0 | 0 | 0 | 0 | 0 | 0 | 0 | 1 | 1 | 0 | 0 | 0 | 0 | 0 |
| 2023 | Packers | 2 | 0 | 1 | 1 | 0 | 0 | 0.0 | 0.0 | 0 | 0 | 0 | 0 | 0 | 0 | 0 | 0 | 0 | 0 | 1 | 1 | 0 | 0 | 0 | 0 | 0 | 0 |
| NFL TOTALS | | 5 | 0 | 1 | 1 | 0 | 0 | 0.0 | 0.0 | 0 | 0 | 0 | 0 | 0 | 0 | 0 | 0 | 0 | 0 | 2 | 2 | 0 | 0 | 0 | 0 | 0 | 0 |

SINGLE-GAME HIGHS: SPECIAL TEAMS

Special Teams Tackles

- 1 at Philadelphia Eagles, Sep 06, 2024
- 1 vs. Chicago Bears, Jan 07, 2024
- 1 vs. Los Angeles Chargers, Nov 19, 2023
- 1 at Pittsburgh Steelers, Nov 12, 2023
- 1 vs. Los Angeles Rams, Nov 05, 2023
- ...1 more at 1.

2024 GXG REGULAR SEASON (PACKERS)

| DATE | OPPONENT | P/S | TK | S | A | SK | YDS | INT | PD | FF | FR |
|--------------------|------------|-----|----|---|---|----|-----|-----|----|----|----|
| 09/06 | at Eagles | P | 0 | 0 | 0 | 0 | 0.0 | 0 | 0 | 0 | 0 |
| 09/15 | Colts | P | 0 | 0 | 0 | 0 | 0.0 | 0 | 0 | 0 | 0 |
| 09/22 | at Titans | P | 0 | 0 | 0 | 0 | 0.0 | 0 | 0 | 0 | 0 |
| 09/29 | Vikings | P | 0 | 0 | 0 | 0 | 0.0 | 0 | 0 | 0 | 0 |
| 10/06 | at Rams | P | 0 | 0 | 0 | 0 | 0.0 | 0 | 0 | 0 | 0 |
| 10/13 | Cardinals | P | 0 | 0 | 0 | 0 | 0.0 | 0 | 0 | 0 | 0 |
| 10/20 | Texans | P | 0 | 0 | 0 | 0 | 0.0 | 0 | 0 | 0 | 0 |
| 10/27 | at Jaguars | P | 0 | 0 | 0 | 0 | 0.0 | 0 | 0 | 0 | 0 |
| 11/03 | Lions | P | 0 | 0 | 0 | 0 | 0.0 | 0 | 0 | 0 | 0 |
| 2024 TOTALS | | 9-0 | 0 | 0 | 0 | 0 | 0.0 | 0 | 0 | 0 | 0 |

COREY BALLENTINE

26

CORNERBACK
WASHBURN

Sixth NFL Season | Third Packers Season



Ht: 5-11 | Wt: 196 | Born: April 13, 1996 | NFL Games Played/Started: 62/11 | Acquired: FA-22

AT A GLANCE

- » Last name is pronounced bal-en-tine.
- » Started each of the last two seasons on the Packers' practice squad and finished on the active roster, playing in eight games in 2022 and seeing action in 14 games with a career-best six starts in 2023 as well as playing in both 2023 postseason contests.
- » Prior to joining the Packers, the former sixth-round pick played for the N.Y. Giants (2019-20), N.Y. Jets (2020) and Detroit Lions (2021) while spending the 2022 offseason and training camp with the Atlanta Falcons.
- » In his first four NFL seasons, recorded 36 tackles (28 solo), two passes defended and a QB hit as well as 15 tackles and a forced fumble on special teams. Also returned 36 kickoffs for 855 yards (23.8 avg.) with a long of 66 yards.
- » Was one of only six players in the league to register a kickoff return of 50-plus yards in both 2019 and 2020.
- » Named the Cliff Harris Award winner as the small-college defensive player of the year as a senior and was the first player from Washburn and one of only three NCAA Division II players to be selected for the 2019 Reese's Senior Bowl.

2024 SEASON: Has played in eight games, making one start and recording two tackles (both solo)...Has posted two tackles on special teams...Was inactive (ankle) for one game (Week 8)...**At Philadelphia (Sept. 6):** Appeared on 18 special teams snaps...**Vs. Indianapolis (Sept. 15):** Played 13 snaps on special teams...**At Tennessee (Sept. 22):** Played one snap on defense and 18 on special teams...**Vs. Minnesota (Sept. 29):** Started in place of injured CB Jaire Alexander (quadriceps/groin), playing 37 snaps on defense and recording two tackles (both solo). Also played seven snaps on special teams...**At L.A. Rams (Oct. 6):** Played two snaps on defense and a team-high 18 on special teams, recording a tackle on punt coverage...**Vs. Arizona (Oct. 13):** Appeared on a team-high 20 special teams snaps and one defensive snap...**Vs. Houston (Oct. 20):** Played two snaps on defense and 20 on special teams, posting a special teams tackle on kickoff coverage...**At Jacksonville (Oct. 27):** Inactive (ankle)...**Vs. Detroit (Nov. 3):** Played 15 snaps on special teams.

REGULAR-SEASON COMPARISON: DEFENSIVE - CHICAGO BEARS

| DATE | OPP | W/L | GP/GS | TACKLES | | | | | INT | TFL | PD | QBH | MISC | | | |
|---------------|------------|-----|-------|---------|------|------|------|------|-----|-----|----|-----|------|----|----|---|
| | | | | TOT | SOLO | ASST | SACK | YDS. | | | | | TD | FF | FR | |
| 11/24/19 | NYG @ CHI | L | S | 9 | 8 | 1 | 0.0 | 0.0 | 0 | 0 | 0 | 0 | 0 | 0 | 0 | 0 |
| 9/20/20 | NYG @ CHI | L | S | 1 | 1 | 0 | 0.0 | 0.0 | 0 | 0 | 0 | 0 | 0 | 0 | 0 | 0 |
| 10/3/21 | DET @ CHI | L | P | 0 | 0 | 0 | 0.0 | 0.0 | 0 | 0 | 0 | 0 | 0 | 0 | 0 | 0 |
| 12/4/22 | GB @ CHI | W | P | 0 | 0 | 0 | 0.0 | 0.0 | 0 | 0 | 0 | 0 | 0 | 0 | 0 | 0 |
| 1/7/24 | GB vs. CHI | W | P | 0 | 0 | 0 | 0.0 | 0.0 | 0 | 0 | 0 | 0 | 0 | 0 | 0 | 0 |
| TOTALS | | 2/3 | 5/2 | 10 | 9 | 1 | 0.0 | 0.0 | 0 | 0 | 0 | 0 | 0 | 0 | 0 | 0 |

COREY BALLENTINE'S NFL REGULAR-SEASON DEFENSIVE STATISTICS

| YEAR | TEAM | GP | GS | TK | S | TACKLES | | | | | INTERCEPTIONS | | | | | ST | | | MISC | | | | | | | | | | |
|-------------------|---------|----|----|----|----|---------|-----|-----|-----|-----|---------------|----|-----|----|----|----|----|----|------|-----|----|---|----|----|----|---|---|---|---|
| | | | | | | A | TFL | YDS | SK | YDS | QBH | NO | YDS | LG | TD | PD | FF | FR | TD | YDS | TK | S | A | FF | FR | S | A | | |
| 2019 | Giants | 13 | 2 | 25 | 20 | 5 | 0 | 0 | 0.0 | 0.0 | 1 | 0 | 0 | 0 | 0 | 2 | 0 | 0 | 0 | 0 | 0 | 0 | 1 | 1 | 0 | 0 | 0 | 0 | 0 |
| 2020 | Giants | 9 | 2 | 10 | 8 | 2 | 0 | 0 | 0.0 | 0.0 | 0 | 0 | 0 | 0 | 0 | 0 | 0 | 0 | 0 | 0 | 0 | 0 | 6 | 5 | 1 | 0 | 0 | 0 | 0 |
| 2020 | Jets | 6 | 0 | 0 | 0 | 0 | 0 | 0 | 0.0 | 0.0 | 0 | 0 | 0 | 0 | 0 | 0 | 0 | 0 | 0 | 0 | 0 | 0 | 4 | 4 | 0 | 0 | 0 | 0 | 0 |
| 2020 | TOTAL | 15 | 2 | 10 | 8 | 2 | 0 | 0 | 0.0 | 0.0 | 0 | 0 | 0 | 0 | 0 | 0 | 0 | 0 | 0 | 0 | 0 | 0 | 10 | 9 | 1 | 0 | 0 | 0 | 0 |
| 2021 | Lions | 4 | 0 | 0 | 0 | 0 | 0 | 0 | 0.0 | 0.0 | 0 | 0 | 0 | 0 | 0 | 0 | 0 | 0 | 0 | 0 | 0 | 0 | 0 | 0 | 0 | 0 | 0 | 0 | 0 |
| 2022 | Packers | 8 | 0 | 1 | 0 | 1 | 0 | 0 | 0.0 | 0.0 | 0 | 0 | 0 | 0 | 0 | 0 | 0 | 0 | 0 | 0 | 0 | 0 | 4 | 4 | 0 | 1 | 0 | 0 | 0 |
| 2023 | Packers | 14 | 6 | 39 | 27 | 12 | 0 | 0 | 0.0 | 0.0 | 0 | 1 | 0 | 0 | 0 | 7 | 0 | 0 | 0 | 0 | 0 | 0 | 4 | 13 | 0 | 0 | 0 | 0 | 0 |
| 2024 | Packers | 8 | 1 | 2 | 2 | 0 | 0 | 0 | 0.0 | 0.0 | 0 | 0 | 0 | 0 | 0 | 0 | 0 | 0 | 0 | 0 | 0 | 0 | 2 | 2 | 0 | 0 | 0 | 0 | 0 |
| NFL TOTALS | | 62 | 11 | 77 | 57 | 20 | 0 | 0 | 0.0 | 0.0 | 1 | 1 | 0 | 0 | 0 | 9 | 0 | 0 | 0 | 0 | 0 | 0 | 21 | 17 | 4 | 1 | 0 | 0 | 0 |

COREY BALLENTINE'S NFL POSTSEASON DEFENSIVE STATISTICS

| YEAR | TEAM | GP | GS | TK | S | TACKLES | | | | | INTERCEPTIONS | | | | | ST | | | MISC | | | | | | | | | | |
|-------------------|---------|----|----|----|---|---------|-----|-----|-----|-----|---------------|----|-----|----|----|----|----|----|------|-----|----|---|---|----|----|---|---|---|---|
| | | | | | | A | TFL | YDS | SK | YDS | QBH | NO | YDS | LG | TD | PD | FF | FR | TD | YDS | TK | S | A | FF | FR | S | A | | |
| 2023 | Packers | 2 | 0 | 5 | 4 | 1 | 0 | 0 | 0.0 | 0.0 | 0 | 0 | 0 | 0 | 0 | 0 | 0 | 0 | 0 | 0 | 0 | 0 | 0 | 0 | 0 | 0 | 0 | 0 | 0 |
| NFL TOTALS | | 2 | 0 | 5 | 4 | 1 | 0 | 0 | 0.0 | 0.0 | 0 | 0 | 0 | 0 | 0 | 0 | 0 | 0 | 0 | 0 | 0 | 0 | 0 | 0 | 0 | 0 | 0 | 0 | 0 |

COREY BALLENTINE'S NFL REGULAR-SEASON RETURN STATISTICS

| DATE | TEAM | KICKOFF RETURNS | | | | | PUNT RETURNS | | | | | |
|-------------------|---------|-----------------|------------|-------------|-----------|----------|--------------|----------|----------|------------|----------|----------|
| | | RET. | YDS. | AVG. | LG | TD | NO. | FC | YDS. | AVG. | LG | TD |
| 2019 | Giants | 10 | 256 | 25.6 | 52 | 0 | 0 | 0 | 0 | 0.0 | 0 | 0 |
| 2020 | Giants | 9 | 191 | 21.2 | 28 | 0 | 0 | 0 | 0 | 0.0 | 0 | 0 |
| 2020 | Jets | 12 | 314 | 26.2 | 66 | 0 | 0 | 0 | 0 | 0.0 | 0 | 0 |
| 2020 | TOTAL | 21 | 505 | 24.0 | 66 | 0 | 0 | 0 | 0 | 0.0 | 0 | 0 |
| 2021 | Lions | 4 | 94 | 23.5 | 26 | 0 | 0 | 0 | 0 | 0.0 | 0 | 0 |
| 2022 | Packers | 1 | 0 | 0.0 | 0 | 0 | 0 | 0 | 0 | 0.0 | 0 | 0 |
| 2023 | Packers | 0 | 0 | 0.0 | 0 | 0 | 0 | 0 | 0 | 0.0 | 0 | 0 |
| 2024 | Packers | 0 | 0 | 0.0 | 0 | 0 | 1 | 0 | 0 | 0.0 | 0 | 0 |
| NFL TOTALS | | 36 | 855 | 23.8 | 66 | 0 | 1 | 0 | 0 | 0.0 | 0 | 0 |

SINGLE-GAME HIGHS: DEFENSIVE

Total Tackles 10 vs. Kansas City Chiefs, Dec 03, 2023
 9 vs. Pittsburgh Steelers, Sep 14, 2020
 ...1 more at 9.

Solo Tackles 8 at Chicago Bears, Nov 24, 2019
 7 vs. Pittsburgh Steelers, Sep 14, 2020

Passes Defensed 3 at Minnesota Vikings, Dec 31, 2023
 2 at Pittsburgh Steelers, Nov 12, 2023

Interceptions 1 at Minnesota Vikings, Dec 31, 2023

Special Teams Tackles 3 vs. Cleveland Browns, Dec 27, 2020
 3 vs. Washington Football Team, Oct 18, 2020

Special Teams Forced Fumbles 1 vs. Dallas Cowboys, Nov 13, 2022

SINGLE-GAME HIGHS: RETURNS

All-Purpose Yards 100 at Seattle Seahawks, Dec 13, 2020
 94 at Chicago Bears, Oct 03, 2021

Kickoff Returns 4 at Chicago Bears, Oct 03, 2021
 3 at Seattle Seahawks, Dec 13, 2020
 ...1 more at 3.

Kickoff Return Yards 100 at Seattle Seahawks, Dec 13, 2020
 94 at Chicago Bears, Oct 03, 2021

Longest Kickoff Return 66 at Seattle Seahawks, Dec 13, 2020
 52 vs. Minnesota Vikings, Oct 06, 2019

Kickoff Return Average 23.5 at Chicago Bears, Oct 03, 2021

Special Teams Tackles 3 vs. Cleveland Browns, Dec 27, 2020
 3 vs. Washington Football Team, Oct 18, 2020

2024 GXG REGULAR SEASON (PACKERS)

| DATE | OPPONENT | P/S | TK | S | A | SK | YDS | INT | PD | FF | FR |
|--------------------|------------|-----------------|----------|----------|----------|------------|------------|----------|----------|----------|----------|
| 09/06 | at Eagles | P | 0 | 0 | 0 | 0.0 | 0.0 | 0 | 0 | 0 | 0 |
| 09/15 | Colts | P | 0 | 0 | 0 | 0.0 | 0.0 | 0 | 0 | 0 | 0 |
| 09/22 | at Titans | P | 0 | 0 | 0 | 0.0 | 0.0 | 0 | 0 | 0 | 0 |
| 09/29 | Vikings | S | 2 | 2 | 0 | 0.0 | 0.0 | 0 | 0 | 0 | 0 |
| 10/06 | at Rams | P | 0 | 0 | 0 | 0.0 | 0.0 | 0 | 0 | 0 | 0 |
| 10/13 | Cardinals | P | 0 | 0 | 0 | 0.0 | 0.0 | 0 | 0 | 0 | 0 |
| 10/20 | Texans | P | 0 | 0 | 0 | 0.0 | 0.0 | 0 | 0 | 0 | 0 |
| 10/27 | at Jaguars | INACTIVE/INJURY | | | | | | | | | |
| 11/03 | Lions | P | 0 | 0 | 0 | 0.0 | 0.0 | 0 | 0 | 0 | 0 |
| 2024 TOTALS | | 8-1 | 2 | 2 | 0 | 0.0 | 0.0 | 0 | 0 | 0 | 0 |

CHRIS BROOKS

30

RUNNING BACK
BRIGHAM YOUNG

Second NFL Season | First Packers Season



Ht: 6-1 | Wt: 219 | Born: January 11, 2000 | NFL Games Played/Started: 16/0 | Acquired: FA-24

AT A GLANCE

- » Originally signed by the Miami Dolphins as an undrafted free agent on May 12, 2023. Played in nine games for the Dolphins as a rookie, recording 19 carries for 106 yards (5.6 avg.), and appeared in a postseason contest.
- » Spent four years at the University of California-Berkeley (2018-21) before spending one season at BYU (2022), where he registered 130 carries for 817 yards (6.3 avg.) and six TDs. His rushing average ranked No. 4 in single-season school history.

2024 SEASON: Has appeared in seven games, seeing time on offense and special teams...Has rushed for 53 yards on 13 carries (4.1 avg.) and has four receptions for 29 yards (7.3 avg.)...Has posted one tackle on special teams...Was signed to the Packers' practice squad on Sept. 3 and then was signed to the active roster on Sept. 17...**At Tennessee (Sept. 22):** Played four snaps on offense and three on special teams in his Green Bay debut, carrying the ball three times for 3 yards (1.0 avg.)...**Vs. Minnesota (Sept. 29):** Appeared on six plays on special teams...**At L.A. Rams (Oct. 6):** Played eight snaps on special teams...**Vs. Arizona (Sept. 29):** Appeared on 10 plays on offense and four on special teams, posting a season-high 21 yards rushing on four carries (5.3 avg.), including an 11-yard run with just under two minutes remaining to close out the win...**Vs. Houston (Oct. 20):** Played eight snaps on offense and six on special teams...**At Jacksonville (Oct. 27):** Played 17 snaps on offense and 14 on special teams, rushing for 16 yards on four carries (4.0 avg.), highlighted by an 8-yard run up the middle to pick up a first down with under a minute remaining to help set up Brandon McManus' game-winning 24-yard FG as time expired. Added a tackle on special teams...**Vs. Detroit (Nov. 3):** Appeared on 17 snaps on offense and four on special teams, carrying the ball two times for 13 yards (6.5 avg.) while adding three catches for 28 yards (9.3 avg.).

CHRIS BROOKS' NFL REGULAR-SEASON RUSHING/RECEIVING STATISTICS

| DATE | TEAM | GP | GS | RUSHING | | | | | RECEIVING | | | | |
|-------------------|----------|-----------|----------|-----------|------------|------------|-----------|----------|-----------|-----------|------------|-----------|----------|
| | | | | NO. | YDS. | AVG. | LG | TD | NO. | YDS. | AVG. | LG | TD |
| 2023 | Dolphins | 9 | 0 | 19 | 106 | 5.6 | 52 | 0 | 0 | 0 | 0.0 | 0 | 0 |
| 2024 | Packers | 7 | 0 | 13 | 53 | 4.1 | 11 | 0 | 4 | 29 | 7.3 | 13 | 0 |
| NFL TOTALS | | 16 | 0 | 32 | 159 | 5.0 | 52 | 0 | 4 | 29 | 7.3 | 13 | 0 |

CHRIS BROOKS' NFL POSTSEASON RUSHING/RECEIVING STATISTICS

| DATE | TEAM | GP | GS | RUSHING | | | | | RECEIVING | | | | |
|-------------------|----------|----------|----------|----------|----------|------------|----------|----------|-----------|----------|------------|----------|----------|
| | | | | NO. | YDS. | AVG. | LG | TD | NO. | YDS. | AVG. | LG | TD |
| 2023 | Dolphins | 1 | 0 | 0 | 0 | 0.0 | 0 | 0 | 0 | 0 | 0.0 | 0 | 0 |
| NFL TOTALS | | 1 | 0 | 0 | 0 | 0.0 | 0 | 0 | 0 | 0 | 0.0 | 0 | 0 |

SINGLE-GAME HIGHS: RUSHING/RECEIVING

| | | | |
|------------------------|---|---------------------------|---|
| Rush Attempts | 9 vs. Denver Broncos, Sep 24, 2023 6 vs. Carolina Panthers, Oct 15, 2023 | Receiving Yards | 28 vs. Detroit Lions, Nov 03, 2024 1 at Jacksonville Jaguars, Oct 27, 2024 |
| Rushing Yards | 66 vs. Denver Broncos, Sep 24, 2023 28 vs. Carolina Panthers, Oct 15, 2023 | Receiving Average | 9.3 vs. Detroit Lions, Nov 03, 2024 |
| Rushing Average | 7.3 vs. Denver Broncos, Sep 24, 2023 | Longest Receptions | 13 vs. Detroit Lions, Nov 03, 2024 10 vs. Detroit Lions, Nov 03, 2024 |
| Longest Runs | 52 vs. Denver Broncos, Sep 24, 2023 28 vs. Carolina Panthers, Oct 15, 2023 | All-Purpose Yards | 66 vs. Denver Broncos, Sep 24, 2023 41 vs. Detroit Lions, Nov 03, 2024 |
| Receptions | 3 vs. Detroit Lions, Nov 03, 2024 1 at Jacksonville Jaguars, Oct 27, 2024 | Scrimmage Yards | 66 vs. Denver Broncos, Sep 24, 2023 41 vs. Detroit Lions, Nov 03, 2024 |

2024 GXG REGULAR SEASON (PACKERS)

| DATE | OPPONENT | P/S | RUSHING | | | | | RECEIVING | | | | |
|--------------------|------------|------------|-----------|-----------|------------|-----------|----------|-----------|-----------|------------|-----------|----------|
| | | | NO. | YDS. | AVG. | LG | TD | NO. | YDS. | AVG. | LG | TD |
| 09/06 | at Eagles | | | | | | | | | | | |
| 09/15 | Colts | | | | | | | | | | | |
| 09/22 | at Titans | P | 3 | 3 | 1.0 | 3 | 0 | 0 | 0 | 0.0 | 0 | 0 |
| 09/29 | Vikings | P | 0 | 0 | 0.0 | 0 | 0 | 0 | 0 | 0.0 | 0 | 0 |
| 10/06 | at Rams | P | 0 | 0 | 0.0 | 0 | 0 | 0 | 0 | 0.0 | 0 | 0 |
| 10/13 | Cardinals | P | 4 | 21 | 5.3 | 11 | 0 | 0 | 0 | 0.0 | 0 | 0 |
| 10/20 | Texans | P | 0 | 0 | 0.0 | 0 | 0 | 0 | 0 | 0.0 | 0 | 0 |
| 10/27 | at Jaguars | P | 4 | 16 | 4.0 | 8 | 0 | 1 | 1 | 1.0 | 1 | 0 |
| 11/03 | Lions | P | 2 | 13 | 6.5 | 9 | 0 | 3 | 28 | 9.3 | 13 | 0 |
| 2024 TOTALS | | 7-0 | 13 | 53 | 4.1 | 11 | 0 | 4 | 29 | 7.3 | 13 | 0 |

KARL BROOKS

94

DEFENSIVE LINEMAN
BOWLING GREEN

Second NFL Season | Second Packers Season



Ht: 6-3 | Wt: 296 | Born: May 8, 2000 | NFL Games Played/Started: 26/0 | Acquired: D6a-23

AT A GLANCE

- » Became the first Packers rookie to register four-plus sacks (four) and multiple fumble recoveries (two) in a season since LB Clay Matthews in 2009 and was one of only two NFL rookies to accomplish that feat during the 2023 season, joining Buccaneers LB YaYa Diaby.
- » Became the first Green Bay rookie with two fumble recoveries in a season since CB Jaire Alexander in 2018.
- » Finished his Bowling Green career with 27½ career sacks to rank No. 3 all-time in program history.
- » Started all 52 games he played in over five seasons (2018-22) and served as a team captain for his final two seasons.
- » Selected first-team All-American by Pro Football Focus, honorable mention All-American by Pro Football Network and first-team All-MAC (PFF, PFN) in 2022 and earned third-team All-MAC honors and honorable mention All-MAC (PFF) in 2021.

2024 SEASON: Has played in all nine games, recording 12 tackles (six solo), 1.5 sacks, a tackle for a loss, four quarterback hits, a forced fumble and a fumble recovery...**At Philadelphia (Sept. 6):** Played 20 snaps on defense, recording a career-high four tackles (two solo). Also appeared on eight special teams snaps...**Vs. Indianapolis (Sept. 15):** Played 23 snaps on defense and three on special teams...**At Tennessee (Sept. 22):** Posted a solo tackle and a QB hit on 26 defensive snaps. Also played two special teams snaps...**Vs. Minnesota (Sept. 29):** Played 27 snaps on defense, recording two tackles (one solo)...**At L.A. Rams (Oct. 6):** Played 46 snaps on defense, posting two tackles (one solo), a career-high 1.5 sacks, a tackle for a loss and three QB hits. Recorded a full sack of QB Matthew Stafford for a loss of 8 yards on third-and-6, forcing the Rams to punt early in the fourth quarter. Split a sack of Stafford with DL Preston Smith for a loss of 7 yards on second-and-5 with 1:17 left to play, forcing the Rams to use their final timeout and into a third-and-long situation. Also saw action on two special teams plays...**Vs. Arizona (Oct. 13):** Appeared on 29 defensive snaps, posting a solo tackle, a forced fumble and a fumble recovery. Tackled QB Kyler Murray and forced him to fumble, recovering the ball at the Arizona 30 in the third quarter...**Vs. Houston (Oct. 20):** Played 22 snaps on defense and five on special teams...**At Jacksonville (Oct. 27):** Recorded two tackles (both assists) on 23 defensive snaps. Also saw action on five special teams snaps...**Vs. Detroit (Nov. 3):** Played 15 snaps on defense and eight on special teams.

REGULAR-SEASON COMPARISON: DEFENSIVE - CHICAGO BEARS

| DATE | OPP | W/L | GP/GS | TACKLES | | | | | SACK | YDS. | INT | TFL | PD | QBH | TD | MISC | | |
|---------------|------------|-----|-------|---------|------|------|-----|-----|------|------|-----|-----|----|-----|----|------|----|--|
| | | | | SOLO | ASST | YDS. | INT | FF | | | | | | | | FR | FR | |
| 9/10/23 | GB @ CHI | W | P | 1 | 1 | 0 | 1.0 | 9.0 | 0 | 1 | 0 | 1 | 0 | 0 | 0 | 0 | 0 | |
| 1/7/24 | GB vs. CHI | W | P | 2 | 2 | 0 | 1.0 | 6.0 | 0 | 2 | 0 | 1 | 0 | 0 | 0 | 0 | | |
| TOTALS | | | 2/0 | 2/0 | 3 | 3 | 0 | 2.0 | 15.0 | 0 | 3 | 0 | 2 | 0 | 0 | 0 | | |

KARL BROOKS' NFL REGULAR-SEASON DEFENSIVE STATISTICS

| YEAR | TEAM | GP | GS | TK | S | TACKLES | | | | | INTERCEPTIONS | | | | | | | ST | | | MISC | | | | | | | |
|-------------------|---------|----|----|----|----|---------|-----|-----|-----|------|---------------|----|-----|----|----|----|----|----|----|-----|------|---|---|----|----|---|---|---|
| | | | | | | A | TFL | YDS | SK | YDS | QBH | NO | YDS | LG | TD | PD | FF | FR | TD | YDS | TK | S | A | FF | FR | S | A | |
| 2023 | Packers | 17 | 0 | 20 | 12 | 8 | 6 | 34 | 4.0 | 31.0 | 5 | 0 | 0 | 0 | 4 | 1 | 2 | 0 | 0 | 0 | 0 | 0 | 0 | 0 | 0 | 0 | 0 | 0 |
| 2024 | Packers | 9 | 0 | 12 | 6 | 6 | 1 | 8 | 1.5 | 11.5 | 4 | 0 | 0 | 0 | 1 | 1 | 0 | 0 | 0 | 0 | 0 | 0 | 0 | 0 | 0 | 0 | 0 | 0 |
| NFL TOTALS | | 26 | 0 | 32 | 18 | 14 | 7 | 42 | 5.5 | 42.5 | 9 | 0 | 0 | 0 | 4 | 2 | 3 | 0 | 0 | 0 | 0 | 0 | 0 | 0 | 0 | 0 | 0 | 0 |

KARL BROOKS' NFL POSTSEASON DEFENSIVE STATISTICS

| YEAR | TEAM | GP | GS | TK | S | TACKLES | | | | | INTERCEPTIONS | | | | | | | ST | | | MISC | | | | | | | |
|-------------------|---------|----|----|----|---|---------|-----|-----|-----|-----|---------------|----|-----|----|----|----|----|----|----|-----|------|---|---|----|----|---|---|---|
| | | | | | | A | TFL | YDS | SK | YDS | QBH | NO | YDS | LG | TD | PD | FF | FR | TD | YDS | TK | S | A | FF | FR | S | A | |
| 2023 | Packers | 2 | 0 | 3 | 0 | 3 | 0 | 0 | 0.0 | 0.0 | 1 | 0 | 0 | 0 | 0 | 0 | 0 | 0 | 0 | 0 | 0 | 0 | 0 | 0 | 0 | 0 | 0 | 0 |
| NFL TOTALS | | 2 | 0 | 3 | 0 | 3 | 0 | 0 | 0.0 | 0.0 | 1 | 0 | 0 | 0 | 0 | 0 | 0 | 0 | 0 | 0 | 0 | 0 | 0 | 0 | 0 | 0 | 0 | 0 |

SINGLE-GAME HIGHS: DEFENSIVE

| | | | |
|----------------------|--|-------------------------|--|
| Total Tackles | 4 at Philadelphia Eagles, Sep 06, 2024 2 at Jacksonville Jaguars, Oct 27, 2024 ...9 more at 2. | Passes Defensed | 2 vs. Los Angeles Rams, Nov 05, 2023 1 vs. Detroit Lions, Sep 28, 2023 ...1 more at 1. |
| Solo Tackles | 2 at Philadelphia Eagles, Sep 06, 2024 2 vs. Chicago Bears, Jan 07, 2024 ...2 more at 2. | Tackles For Loss | 2 vs. Chicago Bears, Jan 07, 2024 1 at Los Angeles Rams, Oct 06, 2024 ...4 more at 1. |
| Sacks | 1.5 at Los Angeles Rams, Oct 06, 2024 1.0 vs. Chicago Bears, Jan 07, 2024 ...3 more at 1.0. | | |

2024 GXG REGULAR SEASON (PACKERS)

| DATE OPPONENT | P/S | TK | S | A | SK | YDS | INT | PD | FF | FR |
|--------------------|------------|-----------|----------|----------|------------|-------------|----------|----------|----------|----------|
| 09/06 at Eagles | P | 4 | 2 | 2 | 0.0 | 0.0 | 0 | 0 | 0 | 0 |
| 09/15 Colts | P | 0 | 0 | 0 | 0.0 | 0.0 | 0 | 0 | 0 | 0 |
| 09/22 at Titans | P | 1 | 1 | 0 | 0.0 | 0.0 | 0 | 0 | 0 | 0 |
| 09/29 Vikings | P | 2 | 1 | 1 | 0.0 | 0.0 | 0 | 0 | 0 | 0 |
| 10/06 at Rams | P | 2 | 1 | 1 | 1.5 | 11.5 | 0 | 0 | 0 | 0 |
| 10/13 Cardinals | P | 1 | 1 | 0 | 0.0 | 0.0 | 0 | 0 | 1 | 1 |
| 10/20 Texans | P | 0 | 0 | 0 | 0.0 | 0.0 | 0 | 0 | 0 | 0 |
| 10/27 at Jaguars | P | 2 | 0 | 2 | 0.0 | 0.0 | 0 | 0 | 0 | 0 |
| 11/03 Lions | P | 0 | 0 | 0 | 0.0 | 0.0 | 0 | 0 | 0 | 0 |
| 2024 TOTALS | 9-0 | 12 | 6 | 6 | 1.5 | 11.5 | 0 | 0 | 1 | 1 |

JAVON BULLARD

20 SAFETY GEORGIA

Rookie



Ht: 5-10 | Wt: 198 | Born: September 5, 2002 | NFL Games Played/Started: 9/7 | Acquired: D2b-24

AT A GLANCE

- » Appeared in 40 games with 22 starts at defensive back for the Bulldogs, finishing his career with 114 tackles (80 solo), eight tackles for a loss, 3½ sacks, four interceptions, 12 passes defended and a fumble recovery.
- » Earned second-team All-Southeastern Conference honors from *The Associated Press* in 2023 after ranking No. 3 on the team with a career-high 56 tackles (39 solo) while adding two INTs and seven passes defended.
- » Was named the Defensive MVP of the 2022 College Football Playoff national title game after posting two INTs and a fumble recovery against TCU.
- » Appeared in 14 contests with 10 starts in 2022, posting 46 tackles (33 solo), a career-high 3½ sacks, a career-best seven tackles for a loss, two INTs and five passes defended.
- » Was a part of Georgia defenses that finished in the top 10 in the nation in scoring defense (No. 5 in both 2022 and 2023) and total defense (No. 9 in both 2022 and 2023) in both of his final two seasons.
- » Selected by the Packers in the second round (No. 58 overall) of the 2024 NFL Draft, just the third defensive back drafted by Green Bay out of the University of Georgia (DB Darryl Jones, fourth round in 1984; CB Eric Stokes, first round in 2021).
- » Was a four-time all-region selection at Baldwin High School (Milledgeville, Ga.), recording a team-high 74 tackles, seven tackles for a loss, 10 passes defended and two sacks as a senior in 2020.

2024 SEASON: Has played in all nine games, making seven starts and recording 47 tackles (31 solo), a tackle for a loss and a pass defended...Ranks No. 3 on the team in tackles...Is tied for No. 3 on the team with four special teams tackles...**At Philadelphia (Sept. 6):** Started and played all 76 snaps on defense in his NFL debut, finishing tied for the team lead with 11 tackles (seven solo). His 11 tackles were the most by a rookie defensive back in the NFL in a season opener since Dolphins CB Xavier Howard (11) in 2016. Also saw action on 15 special teams snaps. Became just the sixth rookie safety to start in Week 1 for the Packers since the 1970 merger and the first since S Darnell Savage at Chicago in 2019...**Vs. Indianapolis (Sept. 15):** Started and played 42 snaps on defense, posting five tackles (three solo) and his first career pass defended. Broke up a pass intended for TE Kylen Granson in the fourth quarter. Also appeared on 12 special teams snaps...**At Tennessee (Sept. 22):** Started and played 49 snaps on defense and 12 on special teams...**Vs. Minnesota (Sept. 29):** Started and played 57 snaps on defense, posting four tackles (two solo) and his first career tackle for a loss. Chased down RB Aaron Jones and tackled him from behind for a loss of 2 yards on a first-down play in the third quarter...**At L.A. Rams (Oct. 6):** Started and played 57 snaps on defense, recording seven tackles (four solo). Also posted a tackle on special teams on kickoff coverage...**Vs. Arizona (Oct. 13):** Started and played 54 snaps on defense, posting seven tackles (six solo). Also saw action on 10 special teams snaps and recorded a tackle on kickoff coverage...**Vs. Houston (Oct. 20):** Played 29 snaps on defense and 12 on special teams, recording four tackles (three solo) on defense...**At Jacksonville (Oct. 27):** Appeared on 49 defensive snaps, recording five tackles (three solo). Also played 15 snaps on special teams, posting a tackle on kickoff coverage...**Vs. Detroit (Nov. 3):** Started and played all 57 snaps on defense, recording four tackles (three solo). Also appeared on 12 special teams plays, posting a tackle on kickoff coverage in the third quarter.

JAVON BULLARD'S NFL REGULAR-SEASON DEFENSIVE STATISTICS

| YEAR | TEAM | GP | GS | TK | S | A | TACKLES | | | | | | | | | | INTERCEPTIONS | | | | | ST | | | MISC | | | | |
|-------------------|---------|----------|----------|-----------|-----------|-----------|----------|----------|------------|------------|----------|----------|----------|----------|----------|----------|---------------|----------|----------|----------|----------|----------|----------|----------|----------|----------|----------|----------|---|
| | | | | | | | TFL | YDS | SK | YDS | QBH | NO | YDS | LG | TD | PD | FF | FR | TD | YDS | TK | S | A | FF | FR | S | A | | |
| 2024 | Packers | 9 | 7 | 47 | 31 | 16 | 1 | 2 | 0.0 | 0.0 | 0 | 0 | 0 | 0 | 0 | 1 | 0 | 0 | 0 | 0 | 0 | 4 | 3 | 1 | 0 | 0 | 0 | 0 | 0 |
| NFL TOTALS | | 9 | 7 | 47 | 31 | 16 | 1 | 2 | 0.0 | 0.0 | 0 | 0 | 0 | 0 | 0 | 1 | 0 | 0 | 0 | 0 | 4 | 3 | 1 | 0 | 0 | 0 | 0 | 0 | |

SINGLE-GAME HIGHS: DEFENSIVE

Total Tackles 11 at Philadelphia Eagles, Sep 06, 2024
7 vs. Arizona Cardinals, Oct 13, 2024
...1 more at 7.

Solo Tackles 7 at Philadelphia Eagles, Sep 06, 2024
6 vs. Arizona Cardinals, Oct 13, 2024

Passes Defended 1 vs. Indianapolis Colts, Sep 15, 2024

Tackles For Loss 1 vs. Minnesota Vikings, Sep 29, 2024

Special Teams Tackles 1 vs. Detroit Lions, Nov 03, 2024
1 at Jacksonville Jaguars, Oct 27, 2024
...2 more at 1.

2024 GXG REGULAR SEASON (PACKERS)

| DATE | OPPONENT | P/S | TK | S | A | SK | YDS | INT | PD | FF | FR |
|--------------------|------------|------------|-----------|-----------|-----------|----------|------------|----------|----------|----------|----------|
| 09/06 | at Eagles | S | 11 | 7 | 4 | 0 | 0.0 | 0 | 0 | 0 | 0 |
| 09/15 | Colts | S | 5 | 3 | 2 | 0 | 0.0 | 0 | 1 | 0 | 0 |
| 09/22 | at Titans | S | 0 | 0 | 0 | 0 | 0.0 | 0 | 0 | 0 | 0 |
| 09/29 | Vikings | S | 4 | 2 | 2 | 0 | 0.0 | 0 | 0 | 0 | 0 |
| 10/06 | at Rams | S | 7 | 4 | 3 | 0 | 0.0 | 0 | 0 | 0 | 0 |
| 10/13 | Cardinals | S | 7 | 6 | 1 | 0 | 0.0 | 0 | 0 | 0 | 0 |
| 10/20 | Texans | P | 4 | 3 | 1 | 0 | 0.0 | 0 | 0 | 0 | 0 |
| 10/27 | at Jaguars | P | 5 | 3 | 2 | 0 | 0.0 | 0 | 0 | 0 | 0 |
| 11/03 | Lions | S | 4 | 3 | 1 | 0 | 0.0 | 0 | 0 | 0 | 0 |
| 2024 TOTALS | | 9-7 | 47 | 31 | 16 | 0 | 0.0 | 0 | 1 | 0 | 0 |

KENNY CLARK

97

DEFENSIVE LINEMAN
UCLA

Ninth NFL Season | Ninth Packers Season



Ht: 6-3 | Wt: 314 | Born: October 4, 1995 | NFL Games Played/Started: 132/118 | Acquired: D1-16

AT A GLANCE

- Has earned three trips to the Pro Bowl (2019, 2021, 2023), joining Henry Jordan (1960-61, 1963, 1966) as the only Packers defensive tackles to make three-plus Pro Bowls.
- With 34 career sacks, passed DE Vonnie Holiday and LB Nick Perry (32) for No. 10 and LB Bryce Paup (32½) for No. 9 on Green Bay's all-time list (since 1982). Trails LB Tony Bennett (36) for the No. 8 spot on the list.
- Has five career postseason sacks, No. 4 in team history (since 1982) and No. 6 in the NFL from 2019-23.
- Has led or tied for the lead on the defensive line in tackles in seven of his eight years with the Packers.
- His 34 sacks from 2017-23 ranked No. 2 on the team over that span (LB Preston Smith, 41½) and his seven forced fumbles led the Packers.
- Earned third-team All-America honors from *The Associated Press* and first-team All-Pacific-12 recognition from the coaches and media as a junior at UCLA in 2015.

2024 SEASON: Has started all nine contests, posting 20 tackles (11 solo), a fumble recovery, two tackles for a loss and two QB hits, and ranks No. 2 on the team with 15 NextGenStat QB pressures (TruMedia)...With seven career fumble recoveries, is tied for No. 7 among DE, DL, DT since 2016 (Stathead.com)...**At Philadelphia (Sept. 6):** Led the defensive line with 56 snaps played, recording two tackles (one solo) and tied for the team lead with three NGS QB pressures...**Vs. Indianapolis (Sept. 15):** Played 35 defensive snaps, registering three tackles (two solo) and three NGS QB pressures (No. 2 on the team)...**At Tennessee (Sept. 22):** Saw action on 34 defensive snaps, recording a tackle (solo) and a NGS QB pressure...**Vs. Minnesota (Sept. 29):** Led the defensive line with 55 snaps played, posting a season-high four tackles (three solo), two of which were for no gain and one for a gain of a yard. Also posted two NGS QB pressures...**At L.A. Rams (Oct. 6):** Led the defensive line with 51 snaps played, recording two tackles (one solo), two QB hits and two NGS QB pressures. Both QB hits resulted in incompletions...**Vs. Arizona (Oct. 13):** Played 44 defensive snaps to lead the defensive line, registering a tackle (assist) and two NGS QB pressures (tied for the team lead) and a fumble recovery when he beat the tackle to the inside to jump on QB Kyle Murray fumble at the Green Bay 21 that happened on a botched exchange with just under six minutes to play in the fourth quarter...**Vs. Houston (Oct. 20):** Led the defensive line with 47 snaps played, recording four tackles (two solo), two tackles for a loss and a NGS QB pressure when he beat the guard inside on a stunt and made QB C.J. Stroud side-step before he was sacked by LB Eric Wilson early in the third quarter. Both TFLs came on first downs and totaled a loss of 3 yards...**At Jacksonville (Oct. 27):** Played 35 defensive snaps and posted three tackles (one solo). Beat the left guard and chased down the line to combine with DL Lukas Van Ness to tackle RB Tank Bigsby for a loss of a yard...**Vs. Detroit (Nov. 3):** Led the defensive line with 37 snaps played, recording an NGS QB pressure when he pushed the guard straight back on the play where DL Arron Mosby and DL Rashan Gary came from each edge to sack QB Jared Goff.

REGULAR-SEASON COMPARISON: DEFENSIVE - CHICAGO BEARS

| DATE | OPP | W/L | GP/GS | TACKLES | | | | | SACK | YDS. | INT | TFL | PD | QBH | TD | MISC | | FR |
|---------------|------------|-----|-------------|--------------|-----------|-----------|-----------|------------|-------------|----------|----------|----------|-----------|----------|----------|----------|----------|----|
| | | | | TOT | SOLO | ASST | FF | FF | | | | | | | | | | |
| 10/20/16 | GB vs. CHI | W | P | 4 | 3 | 1 | 0.0 | 0.0 | 0 | 1 | 0 | 0 | 0 | 0 | 0 | 0 | 0 | |
| 12/18/16 | GB @ CHI | W | P | 0 | 0 | 0 | 0.0 | 0.0 | 0 | 0 | 0 | 0 | 0 | 0 | 0 | 0 | 0 | |
| 9/28/17 | GB vs. CHI | W | S | 3 | 1 | 2 | 0.0 | 0.0 | 0 | 0 | 0 | 0 | 0 | 0 | 0 | 0 | 0 | |
| 11/12/17 | GB @ CHI | W | S | 3 | 1 | 2 | 0.0 | 0.0 | 0 | 1 | 0 | 0 | 0 | 0 | 0 | 0 | 0 | |
| 9/9/18 | GB vs. CHI | W | S | 3 | 2 | 1 | 0.0 | 0.0 | 0 | 0 | 0 | 0 | 1 | 0 | 0 | 0 | 1 | |
| 9/5/19 | GB @ CHI | W | S | 8 | 3 | 5 | 0.5 | 0.0 | 0 | 1 | 0 | 0 | 0 | 0 | 0 | 0 | 0 | |
| 12/15/19 | GB vs. CHI | W | S | 6 | 6 | 0 | 2.0 | 9.0 | 0 | 3 | 0 | 2 | 0 | 0 | 0 | 0 | 0 | |
| 11/29/20 | GB vs. CHI | W | S | 1 | 0 | 1 | 0.0 | 0.0 | 0 | 0 | 0 | 1 | 0 | 0 | 0 | 0 | 0 | |
| 1/3/21 | GB @ CHI | W | S | 6 | 2 | 4 | 0.0 | 0.0 | 0 | 0 | 0 | 0 | 1 | 0 | 0 | 0 | 0 | |
| 10/17/21 | GB @ CHI | W | S | 3 | 3 | 0 | 2.0 | 23.0 | 0 | 2 | 0 | 2 | 0 | 0 | 0 | 0 | 0 | |
| 12/12/21 | GB vs. CHI | W | S | 3 | 2 | 1 | 0.0 | 0.0 | 0 | 0 | 0 | 3 | 0 | 0 | 0 | 0 | 0 | |
| 9/8/22 | GB vs. CHI | W | S | 1 | 0 | 1 | 0.0 | 0.0 | 0 | 0 | 0 | 1 | 0 | 0 | 0 | 0 | 0 | |
| 12/4/22 | GB @ CHI | W | S | 3 | 2 | 1 | 0.0 | 0.0 | 0 | 0 | 0 | 0 | 1 | 0 | 0 | 0 | 0 | |
| 9/10/23 | GB @ CHI | W | S | 2 | 0 | 2 | 0.5 | 0.0 | 0 | 0 | 0 | 2 | 0 | 1 | 0 | 1 | 0 | |
| 1/7/24 | GB vs. CHI | W | S | 2 | 1 | 1 | 1.0 | 8.0 | 0 | 1 | 0 | 1 | 0 | 0 | 0 | 0 | 0 | |
| TOTALS | | | 15/0 | 15/13 | 48 | 26 | 22 | 6.0 | 40.0 | 0 | 9 | 0 | 15 | 0 | 1 | 1 | 1 | |

KENNY CLARK'S NFL REGULAR-SEASON DEFENSIVE STATISTICS

| YEAR | TEAM | GP | GS | TK | S | A | TACKLES | | | | | INTERCEPTIONS | | | | | | | | | |
|-------------------|---------|------------|------------|------------|------------|------------|-----------|------------|-------------|--------------|-----------|---------------|----------|----------|----------|----------|----------|----------|----------|----------|--|
| | | | | | | | TFL | YDS | SK | YDS | QBH | NO | YDS | LG | TD | PD | FF | FR | TD | YDS | |
| 2016 | Packers | 16 | 2 | 33 | 14 | 19 | 1 | 1 | 0.0 | 0.0 | 2 | 0 | 0 | 0 | 0 | 2 | 0 | 2 | 0 | 2 | |
| 2017 | Packers | 15 | 15 | 78 | 39 | 39 | 6 | 24 | 4.5 | 26.5 | 6 | 0 | 0 | 0 | 0 | 1 | 2 | 0 | 0 | 0 | |
| 2018 | Packers | 13 | 13 | 73 | 46 | 27 | 11 | 48 | 6.0 | 43.0 | 9 | 0 | 0 | 0 | 0 | 3 | 1 | 2 | 0 | 0 | |
| 2019 | Packers | 16 | 16 | 89 | 52 | 37 | 11 | 34 | 6.0 | 36.5 | 28 | 0 | 0 | 0 | 0 | 0 | 1 | 0 | 0 | 0 | |
| 2020 | Packers | 13 | 13 | 42 | 28 | 14 | 3 | 14 | 2.0 | 12.0 | 6 | 0 | 0 | 0 | 0 | 0 | 0 | 0 | 0 | 0 | |
| 2021 | Packers | 16 | 16 | 48 | 27 | 21 | 6 | 34 | 4.0 | 46.0 | 13 | 0 | 0 | 0 | 0 | 0 | 0 | 1 | 0 | 0 | |
| 2022 | Packers | 17 | 17 | 53 | 27 | 26 | 5 | 17 | 4.0 | 24.0 | 10 | 0 | 0 | 0 | 0 | 0 | 1 | 1 | 0 | 0 | |
| 2023 | Packers | 17 | 17 | 44 | 22 | 22 | 9 | 47 | 7.5 | 48.5 | 16 | 0 | 0 | 0 | 0 | 3 | 2 | 0 | 0 | 0 | |
| 2024 | Packers | 9 | 9 | 20 | 11 | 9 | 2 | 3 | 0.0 | 0.0 | 2 | 0 | 0 | 0 | 0 | 0 | 0 | 1 | 0 | 0 | |
| NFL TOTALS | | 132 | 118 | 480 | 266 | 214 | 54 | 222 | 34.0 | 236.5 | 92 | 0 | 0 | 0 | 0 | 9 | 7 | 7 | 0 | 2 | |

KENNY CLARK'S NFL POSTSEASON DEFENSIVE STATISTICS

| YEAR | TEAM | TACKLES | | | | | | | | | | INTERCEPTIONS | | | | | | | | | |
|-------------------|---------|-----------|----------|-----------|-----------|-----------|----------|-----------|------------|-------------|-----------|---------------|----------|----------|----------|----------|----------|----------|----------|-----|--|
| | | GP | GS | TK | S | A | TFL | YDS | SK | YDS | QBH | NO | YDS | LG | TD | PD | FF | FR | TD | YDS | |
| 2016 | Packers | 3 | 0 | 9 | 5 | 4 | 1 | 2 | 0.0 | 0.0 | 0 | 0 | 0 | 0 | 0 | 0 | 0 | 0 | 0 | 0 | |
| 2019 | Packers | 2 | 2 | 7 | 5 | 2 | 1 | 2 | 1.0 | 2.0 | 3 | 0 | 0 | 0 | 0 | 0 | 0 | 0 | 0 | | |
| 2020 | Packers | 2 | 2 | 11 | 6 | 5 | 2 | 11 | 2.5 | 15.5 | 3 | 0 | 0 | 0 | 0 | 0 | 0 | 0 | 0 | | |
| 2021 | Packers | 1 | 1 | 6 | 4 | 2 | 1 | 6 | 1.0 | 6.0 | 2 | 0 | 0 | 0 | 0 | 0 | 0 | 0 | 0 | | |
| 2023 | Packers | 2 | 2 | 7 | 4 | 3 | 1 | 1 | 0.5 | 3.5 | 2 | 0 | 0 | 0 | 0 | 0 | 0 | 0 | 0 | | |
| NFL TOTALS | | 10 | 7 | 40 | 24 | 16 | 6 | 22 | 5.0 | 27.0 | 10 | 0 | 0 | 0 | 0 | 0 | 0 | 0 | 0 | | |

SINGLE-GAME HIGHS: DEFENSIVE

| | | | |
|------------------------|--|----------------------------------|---|
| Total Tackles | 10 at Washington Redskins, Sep 23, 2018 10 at Minnesota Vikings, Oct 15, 2017 | Forced Fumbles | 1 at Chicago Bears, Sep 10, 2023 1 vs. Minnesota Vikings, Jan 01, 2023 ...4 more at 1. |
| Solo Tackles | 7 vs. Arizona Cardinals, Dec 02, 2018 7 at Washington Redskins, Sep 23, 2018 ...1 more at 7. | Fumble Recoveries | 1 vs. Arizona Cardinals, Oct 13, 2024 1 vs. Minnesota Vikings, Jan 01, 2023 ...5 more at 1. |
| Sacks | 2.0 vs. Tampa Bay Buccaneers, Dec 17, 2023 2.0 at Tampa Bay Buccaneers, Sep 25, 2022 ...4 more at 2.0. | Tackles For Loss | 4 at Los Angeles Rams, Oct 28, 2018 3 vs. Chicago Bears, Dec 15, 2019 |
| Passes Defensed | 1 at Minnesota Vikings, Dec 31, 2023 1 vs. Tampa Bay Buccaneers, Dec 17, 2023 ...7 more at 1. | Longest Opp Fumble Return | 2 vs. New York Giants, Oct 09, 2016 |

2024 GXG REGULAR SEASON (PACKERS)

| DATE | OPPONENT | P/S | TK | S | A | SK | YDS | INT | PD | FF | FR |
|--------------------|------------|------------|-----------|-----------|----------|------------|------------|----------|----------|----------|----------|
| 09/06 | at Eagles | S | 2 | 1 | 1 | 0.0 | 0.0 | 0 | 0 | 0 | 0 |
| 09/15 | Colts | S | 3 | 2 | 1 | 0.0 | 0.0 | 0 | 0 | 0 | 0 |
| 09/22 | at Titans | S | 1 | 1 | 0 | 0.0 | 0.0 | 0 | 0 | 0 | 0 |
| 09/29 | Vikings | S | 4 | 3 | 1 | 0.0 | 0.0 | 0 | 0 | 0 | 0 |
| 10/06 | at Rams | S | 2 | 1 | 1 | 0.0 | 0.0 | 0 | 0 | 0 | 0 |
| 10/13 | Cardinals | S | 1 | 0 | 1 | 0.0 | 0.0 | 0 | 0 | 0 | 1 |
| 10/20 | Texans | S | 4 | 2 | 2 | 0.0 | 0.0 | 0 | 0 | 0 | 0 |
| 10/27 | at Jaguars | S | 3 | 1 | 2 | 0.0 | 0.0 | 0 | 0 | 0 | 0 |
| 11/03 | Lions | S | 0 | 0 | 0 | 0.0 | 0.0 | 0 | 0 | 0 | 0 |
| 2024 TOTALS | | 9-9 | 20 | 11 | 9 | 0.0 | 0.0 | 0 | 0 | 0 | 1 |

EDGERRIN COOPER

56

LINEBACKER
TEXAS A&M

Rookie



Ht: 6-2 | Wt: 229 | Born: November 17, 2001 | NFL Games Played/Started: 9/1 | Acquired: D2a-24

AT A GLANCE

- ▶ Saw action in 45 games with 21 starts in four seasons (2020-23) at Texas A&M, recording 205 tackles (111 solo), 30½ tackles for a loss, 8½ sacks, 17 QB hurries, two interceptions, eight passes defended, three forced fumbles and two fumble recoveries.
- ▶ Received first-team All-America honors from the Walter Camp Football Foundation, *The Associated Press* and the American Football Coaches Association to become a consensus All-America selection in 2023. Also earned first-team All-America accolades from The Athletic, ESPN and CBS Sports.
- ▶ Earned first-team All-SEC honors from the league's coaches in 2023 and was named the Defensive MVP at the annual team banquet.
- ▶ Played in 23 total games in 2021-22, making nine starts and finishing No. 4 on the team in tackles in each of those seasons with 58 in 2021 and 61 in 2022.
- ▶ Selected by the Packers with the first of two picks in the second round (No. 45 overall) of the 2024 NFL Draft, becoming just the second Texas A&M linebacker to be drafted by Green Bay (Johnny Holland, second round, No. 41 overall, 1987).
- ▶ Was a three-year letterwinner at Covington (La.) High School, where he played running back and linebacker.

2024 SEASON: Has played in all nine games with one start, recording 40 tackles (23 solo), 2.5 sacks, five tackles for a loss, four quarterback hits, two passes defended, a forced fumble and a fumble recovery...Is tied for No. 2 on the team in sacks and is No. 3 on the team in tackles for a loss...Is tied for No. 3 on the team in special teams tackles with four...**At Philadelphia (Sept. 6):** Made his NFL debut, playing 11 snaps on defense and recording three tackles (two solo) and a pass defended. Broke up a pass intended for WR A.J. Brown on the first play of the fourth quarter. Also saw action on seven special teams snaps and made a tackle on kickoff coverage that pinned Philadelphia inside its own 20...**Vs. Indianapolis (Sept. 15):** Appeared on seven defensive snaps, recording a solo tackle. Also played five snaps on special teams...**At Tennessee (Sept. 22):** Played 18 snaps on defense, recording three tackles (all assists), a QB hit and his first career shared sack. Combined with DL Kingsley Enagbare to sack QB Will Levis for a loss of 11 yards on third-and-long, forcing Tennessee to punt in the fourth quarter. Also played six snaps on special teams, recording a tackle on kickoff coverage...**Vs. Minnesota (Sept. 29):** Recorded his first career tackle for a loss and fumble recovery and posted four tackles (all solo) on 21 defensive snaps. In the fourth quarter, recovered QB Sam Darnold's fumble that was forced by CB Keisean Nixon and returned it 4 yards to set up the Packers' offense to score two plays later, making it a one-score game with 10:16 left. On Minnesota's next drive, tackle Darnold for a loss of 5 yards and helped hold the Vikings to just a field goal. Also saw action on five special teams plays...**At L.A. Rams (Oct. 6):** Played 30 snaps on defense, recording five tackles (three solo), his first career full sack, a tackle for a loss and two QB hits. Sacked QB Matthew Stafford for a loss of 9 yards on third-and-long in the second quarter, forcing the Rams to punt. Pressured Stafford on the Rams' final offensive play of the game, a pass on fourth-and-5 that fell incomplete and forced a turnover on downs to seal the game...**Vs. Arizona (Oct. 13):** Recorded a career-high seven tackles (five solo) on 38 defensive snaps. Also played seven snaps on special teams, posting a tackle on kickoff coverage...**Vs. Houston (Oct. 20):** Played 41 snaps on defense, recording three tackles (two solo) and a career-high two tackles for a loss. Tackled RB Joe Mixon for a loss on back-to-back plays on the Texans' final drive of the game to help hold Houston to a field goal. Also saw action on four special teams plays...**At Jacksonville (Oct. 27):** Made his first career start with LB Quay Walker (concussion) sidelined, playing 34 defensive snaps and recording a career-best eight tackles (three solo), a sack, a tackle for a loss, a QB hit, a pass defended and his first career forced fumble. Became the first Green Bay rookie since 2000 to post eight-plus tackles, a sack, a forced fumble and a pass defended in a game. In the fourth quarter, forced QB Trevor Lawrence to fumble when he sacked him, and the ball was recovered by DL Devonte Wyatt at the Jacksonville 5, leading to a Green Bay touchdown two plays later. On the Jaguars' next series, broke up a pass intended for WR Christian Kirk on third-and-long and Jacksonville had to punt. Also saw action on seven special teams plays, recording a tackle on kickoff coverage...**Vs. Detroit (Nov. 3):** Played 38 snaps on defense, recording six tackles (three solo). Also saw action on five special teams plays.

EDGERRIN COOPER'S NFL REGULAR-SEASON DEFENSIVE STATISTICS

| YEAR | TEAM | GP | TACKLES | | | | | | | INTERCEPTIONS | | | | | | | ST | | | MISC | | | | | | | |
|------------|---------|----|---------|----|----|----|-----|-----|-----|---------------|-----|----|-----|----|----|----|----|----|----|------|----|---|---|----|----|---|---|
| | | | GS | TK | S | A | TFL | YDS | SK | YDS | QBH | NO | YDS | LG | TD | PD | FF | FR | TD | YDS | TK | S | A | FF | FR | S | A |
| 2024 | Packers | 9 | 1 | 40 | 23 | 17 | 5 | 28 | 2.5 | 23.5 | 4 | 0 | 0 | 0 | 0 | 2 | 1 | 1 | 0 | 4 | 4 | 3 | 1 | 0 | 0 | 0 | 0 |
| NFL TOTALS | | 9 | 1 | 40 | 23 | 17 | 5 | 28 | 2.5 | 23.5 | 4 | 0 | 0 | 0 | 0 | 2 | 1 | 1 | 0 | 4 | 4 | 3 | 1 | 0 | 0 | 0 | 0 |

SINGLE-GAME HIGHS: DEFENSIVE

| | | | |
|------------------------|---|------------------------------|---|
| Total Tackles | 8 at Jacksonville Jaguars, Oct 27, 2024 | Forced Fumbles | 1 at Jacksonville Jaguars, Oct 27, 2024 |
| | 7 vs. Arizona Cardinals, Oct 13, 2024 | Fumble Recoveries | 1 vs. Minnesota Vikings, Sep 29, 2024 |
| Solo Tackles | 5 vs. Arizona Cardinals, Oct 13, 2024 | Tackles For Loss | 2 vs. Houston Texans, Oct 20, 2024 |
| | 4 vs. Minnesota Vikings, Sep 29, 2024 | | 1 at Jacksonville Jaguars, Oct 27, 2024 |
| Sacks | 1.0 at Jacksonville Jaguars, Oct 27, 2024 | | ...2 more at 1. |
| | 1.0 at Los Angeles Rams, Oct 06, 2024 | Special Teams Tackles | 1 at Jacksonville Jaguars, Oct 27, 2024 |
| Passes Defensed | 1 at Jacksonville Jaguars, Oct 27, 2024 | | 1 vs. Arizona Cardinals, Oct 13, 2024 |
| | 1 at Philadelphia Eagles, Sep 06, 2024 | | ...2 more at 1. |

2024 GXG REGULAR SEASON (PACKERS)

| DATE | OPPONENT | P/S | TK | S | A | SK | YDS | INT | PD | FF | FR |
|-------------|------------|-----|----|----|-----|-----|------|-----|----|----|----|
| 09/06 | at Eagles | P | 3 | 2 | 1.0 | 0.0 | 0 | 1 | 0 | 0 | 0 |
| 09/15 | Colts | P | 1 | 1 | 0.0 | 0.0 | 0 | 0 | 0 | 0 | 0 |
| 09/22 | at Titans | P | 3 | 0 | 3.0 | 5.5 | 0 | 0 | 0 | 0 | 0 |
| 09/29 | Vikings | P | 4 | 4 | 0.0 | 0.0 | 0 | 0 | 0 | 1 | |
| 10/06 | at Rams | P | 5 | 3 | 2 | 1.0 | 9.0 | 0 | 0 | 0 | 0 |
| 10/13 | Cardinals | P | 7 | 5 | 2 | 0.0 | 0.0 | 0 | 0 | 0 | 0 |
| 10/20 | Texans | P | 3 | 2 | 1 | 0.0 | 0.0 | 0 | 0 | 0 | 0 |
| 10/27 | at Jaguars | S | 8 | 3 | 5 | 1.0 | 9.0 | 0 | 1 | 1 | 0 |
| 11/03 | Lions | P | 6 | 3 | 3 | 0.0 | 0.0 | 0 | 0 | 0 | 0 |
| 2024 TOTALS | | 9-1 | 40 | 23 | 17 | 2.5 | 23.5 | 0 | 2 | 1 | 1 |

BRENTON COX JR.

57

DEFENSIVE LINEMAN
FLORIDA

Second NFL Season | Second Packers Season



Ht: 6-4 | Wt: 250 | Born: January 30, 2000 | NFL Games Played/Started: 4/0 | Acquired: FA-23

AT A GLANCE

- » Was active for five games, playing in four contests, and was inactive (healthy scratch) for the other 12 regular-season games as a rookie in 2023.
- » Originally signed by Green Bay as an undrafted free agent on May 5, 2023.
- » Spent one season at Georgia (2018) and three seasons at Florida (2020-22).
- » Appeared in 46 games with 34 starts during his collegiate career.
- » Registered 137 tackles (69 solo), 34 tackles for a loss, 15½ sacks, 40 QB hurries, 10 passes defended, a forced fumble and a fumble recovery.
- » Earned second-team All-SEC honors from *The Associated Press* after posting 41 tackles (21 solo), 9½ tackles for a loss, four sacks and a team-high 18 QB hurries in his first season at Florida (2020).

2024 SEASON: Has been inactive (healthy scratch) for all nine games.

BRENTON COX JR.'S NFL REGULAR-SEASON DEFENSIVE STATISTICS

| YEAR | TEAM | GP | GS | TACKLES | | | | | | | INTERCEPTIONS | | | | | | | ST | | | | MISC | | | | |
|-------------------|---------|----------|----------|----------|----------|----------|----------|----------|------------|------------|---------------|----------|----------|----------|----------|----------|----------|----------|----------|----------|----------|----------|----------|----------|----------|----------|
| | | | | TK | S | A | TFL | YDS | SK | YDS | QBH | NO | YDS | LG | TD | PD | FF | FR | TD | YDS | TK | S | A | FF | FR | S |
| 2023 | Packers | 4 | 0 | 0 | 0 | 0 | 0 | 0 | 0.0 | 0.0 | 0 | 0 | 0 | 0 | 0 | 0 | 0 | 0 | 0 | 0 | 0 | 0 | 0 | 0 | 0 | 0 |
| NFL TOTALS | | 4 | 0 | 0 | 0 | 0 | 0 | 0 | 0.0 | 0.0 | 0 | 0 | 0 | 0 | 0 | 0 | 0 | 0 | 0 | 0 | 0 | 0 | 0 | 0 | 0 | 0 |

2024 GXG REGULAR SEASON (PACKERS)

| DATE | OPPONENT | P/S | TK | S | A | SK | YDS | INT | PD | FF | FR |
|--------------------|------------|-----|----------|----------|----------|----------|------------|----------|----------|----------|----------|
| 09/06 | at Eagles | | | | | | | | | | |
| 09/15 | Colts | | | | | | | | | | |
| 09/22 | at Titans | | | | | | | | | | |
| 09/29 | Vikings | | | | | | | | | | |
| 10/06 | at Rams | | | | | | | | | | |
| 10/13 | Cardinals | | | | | | | | | | |
| 10/20 | Texans | | | | | | | | | | |
| 10/27 | at Jaguars | | | | | | | | | | |
| 11/03 | Lions | | | | | | | | | | |
| 2024 TOTALS | | | 0 | 0 | 0 | 0 | 0.0 | 0 | 0 | 0 | 0 |

TYLER DAVIS

84

TIGHT END
GEORGIA TECH

Fifth NFL Season | Fourth Packers Season



Ht: 6-4 | Wt: 252 | Born: April 2, 1997 | NFL Games Played/Started: 39/1 | Acquired: FA-21 (PS-Ind.)

AT A GLANCE

- » Played in all 17 games with one start in 2022, appearing on a team-high 342 plays on special teams and ranking No. 4 on the club with a career-high 10 tackles on special teams.
- » Appeared in 14 games for the Packers in 2021, recording four catches for 35 yards (8.8 avg.) along with five tackles on special teams.
- » Ranked No. 1 on the Packers in 2021-22 with 15 tackles on special teams over those two seasons.
- » Played in eight games as a rookie for the Jacksonville Jaguars in 2020, seeing time primarily on special teams.
- » Appeared in 48 games with 26 starts during his collegiate career (Connecticut, 2016-18; Georgia Tech, 2019), posting 64 catches for 648 yards (10.1 avg.) and eight TDs.
- » Posted six TD receptions as a junior at Connecticut in 2018, tied for the second most in a season in school history by a tight end.

2024 SEASON: Placed on injured reserve on Aug. 27.

TYLER DAVIS' NFL REGULAR-SEASON RECEIVING STATISTICS

| DATE | TEAM | GP | GS | RECEIVING | | | | TD |
|-------------------|---------|-----------|----------|-----------|-----------|------------|-----------|----------|
| | | | | NO. | YDS. | AVG. | LG | |
| 2020 | Jaguars | 8 | 0 | 0 | 0 | 0.0 | 0 | 0 |
| 2021 | Packers | 14 | 0 | 4 | 35 | 8.8 | 22 | 0 |
| 2022 | Packers | 17 | 1 | 4 | 26 | 6.5 | 23 | 0 |
| NFL TOTALS | | 39 | 1 | 8 | 61 | 7.6 | 23 | 0 |

TYLER DAVIS' NFL POSTSEASON RECEIVING STATISTICS

| DATE | TEAM | GP | GS | RECEIVING | | | | TD |
|-------------------|---------|----------|----------|-----------|----------|------------|----------|----------|
| | | | | NO. | YDS. | AVG. | LG | |
| 2021 | Packers | 1 | 0 | 0 | 0 | 0.0 | 0 | 0 |
| NFL TOTALS | | 1 | 0 | 0 | 0 | 0.0 | 0 | 0 |

SINGLE-GAME HIGHS: RECEIVING

Receptions 2 at Tampa Bay Buccaneers, Sep 25, 2022
2 vs. Minnesota Vikings, Jan 02, 2022

Receiving Yards 26 at Tampa Bay Buccaneers, Sep 25, 2022
22 at Baltimore Ravens, Dec 19, 2021

Longest Receptions 23 at Tampa Bay Buccaneers, Sep 25, 2022
22 at Baltimore Ravens, Dec 19, 2021


Special Teams Tackles 2 vs. Minnesota Vikings, Jan 01, 2023
2 vs. Los Angeles Rams, Dec 19, 2022
...1 more at 2.

ANDRE DILLARD

73

TACKLE
WASHINGTON STATE

Sixth NFL Season | First Packers Season



Ht: 6-5 | Wt: 315 | Born: October 3, 1995 | NFL Games Played/Started: 63/19 | Acquired: FA-24

AT A GLANCE

- » Appeared in 16 games with a career-high 10 starts for the Tennessee Titans in 2023, with all 10 starts coming at left tackle.
- » Played in 59 games with 19 starts (18 at LT, one at RT) from 2019-23, spending his first four seasons in the NFL with the Philadelphia Eagles (2019-22).
- » Was selected by the Eagles in the first round (No. 22 overall) of the 2019 NFL Draft, becoming the first-ever Washington State offensive lineman to be drafted in the first round.
- » Earned first-team All-Pacific-12 honors as a senior in 2018 and was part of a line that helped the Cougars rank No. 8 in the nation in sacks allowed (13.0 in 13 games).
- » Helped Washington State rank in the top three in the country in passing yards in each of his final three seasons (No. 1 in 2018, No. 2 in 2017, No. 3 in 2016) as the Cougars ranked No. 1 in the nation in passing yards from 2016-18.

2024 SEASON: Has appeared in four games, seeing action on special teams...Dressed, but did not play in two contests and was inactive (healthy scratch) for three games...**At Philadelphia (Sept. 6):** Dressed, but did not see any action...**Vs. Indianapolis (Sept. 15):** Inactive (healthy scratch)...**At Tennessee (Sept. 22):** Appeared on seven plays on special teams in his Green Bay debut...**Vs. Minnesota (Sept. 29):** Played five snaps on special teams...**At L.A. Rams (Oct. 6):** Appeared on four snaps on special teams...**Vs. Arizona (Oct. 13):** Inactive (healthy scratch)...**Vs. Houston (Oct. 20):** Played three snaps on special teams...**At Jacksonville (Oct. 27):** Inactive (healthy scratch)...**Vs. Detroit (Nov. 3):** Was active, but did not see any action.

ANDRE DILLARD'S NFL REGULAR-SEASON STATISTICS

| DATE | TEAM | GP | GS |
|-------------------|---------|-----------|-----------|
| 2019 | Eagles | 16 | 4 |
| 2021 | Eagles | 15 | 5 |
| 2022 | Eagles | 12 | 0 |
| 2023 | Titans | 16 | 10 |
| 2024 | Packers | 4 | 0 |
| NFL TOTALS | | 63 | 19 |

ANDRE DILLARD'S NFL POSTSEASON STATISTICS

| DATE | TEAM | GP | GS |
|-------------------|--------|----------|----------|
| 2019 | Eagles | 1 | 0 |
| 2021 | Eagles | 1 | 0 |
| 2022 | Eagles | 3 | 0 |
| NFL TOTALS | | 5 | 0 |

AJ DILLON 28

RUNNING BACK
BOSTON COLLEGE

Fifth NFL Season | Fifth Packers Season



Ht: 6-0 | Wt: 247 | Born: May 2, 1998 | NFL Games Played/Started: 60/11 | Acquired: D2-20

AT A GLANCE

- » Ranked No. 2 on the team with 2,928 yards from scrimmage over the last three seasons (2021-23).
- » Was one of only two running backs in the league (Steelers RB Najee Harris) to rush for 750-plus yards and play in all 17 games in both 2021 and 2022.
- » Led the team with a career-best seven rushing TDs in 2022 despite starting only three games, the most rushing TDs by a Green Bay player with three or fewer starts since RB Vince Workman in 1991 (seven rushing TDs, zero starts).
- » Posted at least one rushing TD in five straight games in 2022 (Weeks 12-13, 15-17), tied for the fourth-longest streak in franchise history.
- » Posted a career-best 124 yards rushing and a career-high two TDs on 21 carries (5.9 avg.) in 2020 vs. Tennessee in Week 16, becoming the first rookie in franchise history to rush for 120-plus yards and two TDs in a game.
- » Was a three-time All-Atlantic Coast Conference first-team selection and finished his career as Boston College's all-time leader in rushing yards (4,238), rushing touchdowns (38) and all-purpose yards (4,618).

2024 SEASON: Placed on injured reserve on Aug. 27.

AJ DILLON'S NFL REGULAR-SEASON RUSHING/RECEIVING STATISTICS

| DATE | TEAM | GP | GS | RUSHING | | | | | RECEIVING | | | | |
|-------------------|---------|-----------|-----------|------------|--------------|------------|-----------|-----------|-----------|------------|------------|-----------|----------|
| | | | | NO. | YDS. | AVG. | LG | TD | NO. | YDS. | AVG. | LG | TD |
| 2020 | Packers | 11 | 0 | 46 | 242 | 5.3 | 30t | 2 | 2 | 21 | 10.5 | 16 | 0 |
| 2021 | Packers | 17 | 2 | 187 | 803 | 4.3 | 36 | 5 | 34 | 313 | 9.2 | 50 | 2 |
| 2022 | Packers | 17 | 3 | 186 | 770 | 4.1 | 27 | 7 | 28 | 206 | 7.4 | 17 | 0 |
| 2023 | Packers | 15 | 6 | 178 | 613 | 3.4 | 40 | 2 | 22 | 223 | 10.1 | 35 | 0 |
| NFL TOTALS | | 60 | 11 | 597 | 2,428 | 4.1 | 40 | 16 | 86 | 763 | 8.9 | 50 | 2 |

AJ DILLON'S NFL POSTSEASON RUSHING/RECEIVING STATISTICS

| DATE | TEAM | GP | GS | RUSHING | | | | | RECEIVING | | | | |
|-------------------|---------|----------|----------|-----------|-----------|------------|----------|----------|-----------|-----------|-------------|-----------|----------|
| | | | | NO. | YDS. | AVG. | LG | TD | NO. | YDS. | AVG. | LG | TD |
| 2020 | Packers | 2 | 0 | 9 | 44 | 4.9 | 9 | 0 | 1 | 13 | 13.0 | 13 | 0 |
| 2021 | Packers | 1 | 0 | 7 | 25 | 3.6 | 6t | 1 | 0 | 0 | 0.0 | 0 | 0 |
| NFL TOTALS | | 3 | 0 | 16 | 69 | 4.3 | 9 | 1 | 1 | 13 | 13.0 | 13 | 0 |

SINGLE-GAME HIGHS: RUSHING/RECEIVING

| | | | |
|------------------------|--|---------------------------|--|
| Rush Attempts | 21 vs. Seattle Seahawks, Nov 14, 2021 21 vs. Tennessee Titans, Dec 27, 2020 | Receiving Yards | 62 vs. Seattle Seahawks, Nov 14, 2021 49 at Cincinnati Bengals, Oct 10, 2021 |
| Rushing Yards | 124 vs. Tennessee Titans, Dec 27, 2020 93 at Chicago Bears, Dec 04, 2022 | Receiving Average | 12.7 at Detroit Lions, Nov 23, 2023 12.3 at Cincinnati Bengals, Oct 10, 2021 |
| Rushing Average | 8.0 at Philadelphia Eagles, Nov 27, 2022 7.8 at Pittsburgh Steelers, Nov 12, 2023 | Longest Receptions | 50 vs. Seattle Seahawks, Nov 14, 2021 35 at New York Giants, Dec 11, 2023 |
| Longest Runs | 40 at Pittsburgh Steelers, Nov 12, 2023 36 at Chicago Bears, Oct 17, 2021 | Receiving TDs | 1 vs. Los Angeles Rams, Nov 28, 2021 1 at Cincinnati Bengals, Oct 10, 2021 |
| Rushing TDs | 2 vs. Los Angeles Rams, Dec 19, 2022 2 vs. Minnesota Vikings, Jan 02, 2022 ...2 more at 2. | Most TDs | 2 vs. Los Angeles Rams, Dec 19, 2022 2 vs. Minnesota Vikings, Jan 02, 2022 ...2 more at 2. |
| Receptions | 6 at Minnesota Vikings, Nov 21, 2021 5 vs. Minnesota Vikings, Oct 29, 2023 ...2 more at 5. | Scrimmage Yards | 129 vs. Tennessee Titans, Dec 27, 2020 128 vs. Seattle Seahawks, Nov 14, 2021 |

ROMEO DOUBS

87

WIDE RECEIVER
NEVADA

Third NFL Season | Third Packers Season



Ht: 6-2 | Wt: 204 | Born: April 13, 2000 | NFL Games Played/Started: 38/30 | Acquired: D4a-22

AT A GLANCE

- » Last name is pronounced DOBBS.
- » Is one of only three players in team history to post 100-plus catches, 1,000-plus receiving yards and 10-plus receiving TDs in his first two NFL seasons, joining WRs James Lofton (1978-79) and Sterling Sharpe (1988-89). Was the only player selected in the 2022 NFL Draft to hit those marks in the last two seasons.
- » Was tied for the team lead and tied for No. 8 in the NFL with eight receiving TDs in 2023, including seven receiving TDs in the red zone (No. 4 in the league).
- » Played in 13 games with seven starts as a rookie in 2022 and ranked No. 4 on the team with 42 catches for 425 yards (10.1 avg.) and three TDs (No. 4 on the team).
- » Posted 26 catches in the first six games in 2022, the most in franchise history by a rookie in the team's opening six contests.
- » Earned first-team All-Mountain West honors as a senior at Nevada in 2021 after tying for the conference lead with 11 receiving TDs and ranking No. 2 in receiving yards per game (100.8).
- » Led the Mountain West in receiving yards (1,002) as a junior in 2020 and was tied for the conference lead with nine TD catches. Among players with 50-plus catches, ranked No. 3 in the nation in yards per catch (17.3).

2024 SEASON: Has appeared in eight games with seven starts and ranks No. 2 on the team with 30 receptions for 412 yards (13.7 avg.) and two TDs, with 21 of his catches going for first downs (70.0 pct.)...Was placed on reserve/suspended by the club on Oct. 5 and did not play in Week 5 at the L.A. Rams...**At Philadelphia (Sept. 6):** Started and played 58 of 67 snaps, tying for the team lead with four receptions for 50 yards (12.5 avg.)...**Vs. Indianapolis (Sept. 15):** Started and played 55 of 70 snaps, pacing the team with 62 receiving yards on three catches (20.7 avg.), highlighted by a 39-yard grab on third down over CB Jaylon Jones early in the fourth quarter down to the Indianapolis 16...**At Tennessee (Sept. 22):** Started and played 46 of 63 snaps, posting an 18-yard reception...**Vs. Minnesota (Sept. 29):** Started and played 65 of 76 snaps, hauling in four passes for 39 yards (9.8 avg.)...**Vs. Arizona (Oct. 13):** Played 54 of 73 snaps, catching three passes for 49 yards (16.3 avg.) and two TDs to match his career high (at Chicago on Sept. 10, 2023). Hauled in a 10-yard TD catch early in the second quarter and added another late in the third quarter when he made a 20-yard grab...**Vs. Houston (Oct. 20):** Started and played 48 of 58 snaps, leading the team with a season-high eight catches for a season-best 94 yards (11.8 avg.). Posted a career-high six receiving first downs, including a pair of key catches (12, 6 yards) on Green Bay's game-winning drive...**At Jacksonville (Oct. 27):** Started and played 59 of 70 snaps, hauling in three passes for 72 yards (24.0 avg.) with a career-high three explosive catches (29, 25, 18)...**Vs. Detroit (Nov. 3):** Started and played 54 of 65 snaps, catching four passes for 28 yards (7.0 avg.).

REGULAR-SEASON COMPARISON: RECEIVING - CHICAGO BEARS

| DATE | OPP | W/L | GP/GS | REC | YDS. | AVG. | TD | LG | TGTS | YAC | |
|---------------|------------|-----|------------|------------|----------|-----------|------------|----------|-----------|----------|-----------|
| 9/18/22 | GB vs. CHI | W | P | 2 | 27 | 13.5 | 0 | 20 | 3 | 30 | |
| 9/10/23 | GB @ CHI | W | P | 4 | 26 | 6.5 | 2 | 13 | 5 | 8 | |
| 1/7/24 | GB vs. CHI | W | S | 0 | 0 | 0 | 0 | 0 | 1 | 0 | |
| TOTALS | | | 3/0 | 3/1 | 6 | 53 | 8.8 | 2 | 20 | 9 | 38 |

ROMEO DOUBS' NFL REGULAR-SEASON RUSHING/RECEIVING STATISTICS

| DATE | TEAM | RECEIVING | | | | | | RUSHING | | | | | |
|-------------------|---------|-----------|-----------|------------|--------------|-------------|-----------|-----------|----------|-----------|-------------|-----------|----------|
| | | GP | GS | NO. | YDS. | AVG. | LG | TD | NO. | YDS. | AVG. | LG | TD |
| 2022 | Packers | 13 | 7 | 42 | 425 | 10.1 | 26 | 3 | 1 | 11 | 11.0 | 11 | 0 |
| 2023 | Packers | 17 | 16 | 59 | 674 | 11.4 | 36 | 8 | 0 | 0 | 0.0 | 0 | 0 |
| 2024 | Packers | 8 | 7 | 30 | 412 | 13.7 | 39 | 2 | 0 | 0 | 0.0 | 0 | 0 |
| NFL TOTALS | | 38 | 30 | 131 | 1,511 | 11.5 | 39 | 13 | 1 | 11 | 11.0 | 11 | 0 |

ROMEO DOUBS' NFL POSTSEASON RUSHING/RECEIVING STATISTICS

| DATE | TEAM | RECEIVING | | | | | | RUSHING | | | | | |
|-------------------|---------|-----------|----------|-----------|------------|-------------|-----------|----------|----------|----------|------------|----------|----------|
| | | GP | GS | NO. | YDS. | AVG. | LG | TD | NO. | YDS. | AVG. | LG | TD |
| 2023 | Packers | 2 | 2 | 10 | 234 | 23.4 | 46 | 1 | 0 | 0 | 0.0 | 0 | 0 |
| NFL TOTALS | | 2 | 2 | 10 | 234 | 23.4 | 46 | 1 | 0 | 0 | 0.0 | 0 | 0 |

SINGLE-GAME HIGHS: RECEIVING

| | | | |
|-------------------|--|--------------------|---|
| Receptions | 9 vs. Detroit Lions, Sep 28, 2023 | Longest Receptions | 39 vs. Indianapolis Colts, Sep 15, 2024 |
| | 8 vs. Houston Texans, Oct 20, 2024 | | 36 at Carolina Panthers, Dec 24, 2023 |
| | ...1 more at 8. | | Receiving TDs |
| Receiving Yards | 95 vs. Detroit Lions, Sep 28, 2023 | Scrimmage Yards | 95 vs. Detroit Lions, Sep 28, 2023 |
| | 94 vs. Houston Texans, Oct 20, 2024 | | 94 vs. Houston Texans, Oct 20, 2024 |
| Receiving Average | 24.0 at Jacksonville Jaguars, Oct 27, 2024 | | 20.7 vs. Indianapolis Colts, Sep 15, 2024 |
| | 20.7 vs. Indianapolis Colts, Sep 15, 2024 | | |

2024 GXG REGULAR SEASON (PACKERS)

| DATE | OPPONENT | P/S | RECEIVING | | | | | RUSHING | | | | |
|--------------------|------------|------------|-----------|------------|-------------|-----------|----------|--------------------|----------|------------|----------|----------|
| | | | NO. | YDS. | AVG. | LG | TD | NO. | YDS. | AVG. | LG | TD |
| 09/06 | at Eagles | S | 4 | 50 | 12.5 | 19 | 0 | 0 | 0 | 0.0 | 0 | 0 |
| 09/15 | Colts | S | 3 | 62 | 20.7 | 39 | 0 | 0 | 0 | 0.0 | 0 | 0 |
| 09/22 | at Titans | S | 1 | 18 | 18.0 | 18 | 0 | 0 | 0 | 0.0 | 0 | 0 |
| 09/29 | Vikings | S | 4 | 39 | 9.8 | 20 | 0 | 0 | 0 | 0.0 | 0 | 0 |
| 10/06 | at Rams | | | | | | | RESERVE/TEAM SUSP. | | | | |
| 10/13 | Cardinals | P | 3 | 49 | 16.3 | 20t | 2 | 0 | 0 | 0.0 | 0 | 0 |
| 10/20 | Texans | S | 8 | 94 | 11.8 | 23 | 0 | 0 | 0 | 0.0 | 0 | 0 |
| 10/27 | at Jaguars | S | 3 | 72 | 24.0 | 29 | 0 | 0 | 0 | 0.0 | 0 | 0 |
| 11/03 | Lions | S | 4 | 28 | 7.0 | 8 | 0 | 0 | 0 | 0.0 | 0 | 0 |
| 2024 TOTALS | | 8-7 | 30 | 412 | 13.7 | 39 | 2 | 0 | 0 | 0.0 | 0 | 0 |

KINGSLEY ENAGBARE

55

DEFENSIVE LINEMAN
SOUTH CAROLINA

Third NFL Season | Third Packers Season



Ht: 6-4 | Wt: 258 | Born: January 18, 2000 | NFL Games Played/Started: 43/11 | Acquired: D5-22

AT A GLANCE

- » Last name is pronounced ee-nag-BAR-ee.
- » One of five players on Green Bay's defense to play in all 34 regular-season games in 2022-23.
- » Saw action in all 17 games with four starts in his second season (2023) and recorded a career-high 35 tackles (25 solo), two sacks, eight tackles for a loss (tied for No. 2 on the team), six quarterback hits, a pass defended, a forced fumble and a fumble recovery.
- » Played in all 17 games with seven starts as a rookie in 2022, registering 31 tackles (18 solo), three sacks, five tackles for a loss, eight QB hits and three passes defended.
- » Earned first-team All-Southeastern Conference honors and third-team All-America recognition from Pro Football Focus as a senior in 2021 after leading the team in tackles for a loss (seven), sacks (4½) and QB hurries (11).
- » Finished his junior season (2020) with a career-high six sacks on his way to earning first-team All-SEC honors from the coaches and second-team recognition from *The Associated Press*.

2024 SEASON: Has played in all nine games, recording 19 tackles (seven solo), two tackles for a loss, 1.5 sacks, three quarterback hits and a career-high and team-leading two forced fumbles... **At Philadelphia (Sept. 6):** Played 30 snaps on defense and 17 on special teams... **Vs. Indianapolis (Sept. 15):** Appeared on 31 defensive snaps, recording an assisted tackle when he helped CB Carrington Valentine take down RB Jonathan Taylor after a gain of only 2 yards... **At Tennessee (Sept. 22):** Posted a season-high four tackles (one solo), a career-high 1.5 sacks, a tackle for a loss, two QB hits and a forced fumble on 22 defensive snaps. Sacked QB Will Levis and forced a fumble late in the third quarter, which was recovered by DL Lukas Van Ness. Split a sack of Levis with LB Edgerrin Cooper for a loss of 11 yards on third-and-long, forcing the Titans to punt midway through the fourth quarter. Also saw action on 11 special teams snaps... **Vs. Minnesota (Sept. 29):** Played 23 snaps on defense and 12 on special teams... **At L.A. Rams (Oct. 6):** Played 28 defensive snaps, posting three tackles (one solo), a QB hit and a forced fumble. Forced RB Kyren Williams to fumble on a run up the middle and S Xavier McKinney recovered the ball, returning it 7 yards and setting up a Green Bay TD two plays later. Also saw action on 10 special teams plays... **Vs. Arizona (Oct. 13):** Played 27 snaps on defense and nine on special teams, recording a solo tackle on defense... **Vs. Houston (Oct. 20):** Played 36 snaps on defense, posting four tackles (two solo). Also saw action on 15 special teams plays... **At Jacksonville (Oct. 27):** Appeared on 24 defensive snaps, recording two tackles (both assists). Also played 15 snaps on special teams... **Vs. Detroit (Nov. 3):** Played 22 snaps on defense, recording four tackles (two solo) and a tackle for a loss. Tackled WR Kalif Raymond for a loss of 12 yards on a double-reverse play in the fourth quarter. Also saw action on 10 special teams snaps.

REGULAR-SEASON COMPARISON: DEFENSIVE - CHICAGO BEARS

| DATE | OPP | W/L | GP/GS | TACKLES | | | | | | | MISC | | | | | | |
|---------------|------------|-----|-------|---------|------|------|------|------|-----|-----|------|-----|----|----|----|---|---|
| | | | | TOT | SOLO | ASST | SACK | YDS. | INT | TFL | PD | QBH | TD | FF | FR | | |
| 9/18/22 | GB vs. CHI | W | P | 0 | 0 | 0 | 0.0 | 0.0 | 0 | 0 | 0 | 0 | 0 | 0 | 0 | 0 | 0 |
| 12/4/22 | GB @ CHI | W | S | 2 | 1 | 1 | 0.0 | 0.0 | 0 | 0 | 0 | 0 | 0 | 0 | 0 | 0 | 0 |
| 9/10/23 | GB @ CHI | W | S | 1 | 1 | 0 | 0.0 | 0.0 | 0 | 0 | 1 | 0 | 0 | 0 | 0 | 0 | 0 |
| 1/7/24 | GB vs. CHI | W | P | 2 | 2 | 0 | 0.0 | 0.0 | 0 | 2 | 0 | 0 | 0 | 0 | 0 | 0 | 0 |
| TOTALS | | | 4/0 | 4/2 | 5 | 4 | 1 | 0.0 | 0.0 | 0 | 2 | 1 | 0 | 0 | 0 | 0 | 0 |

KINGSLEY ENAGBARE'S NFL REGULAR-SEASON DEFENSIVE STATISTICS

| YEAR | TEAM | GP | GS | TACKLES | | | | | | | INTERCEPTIONS | | | | | | | ST | | | MISC | | | | | | |
|-------------------|---------|----|----|---------|----|----|-----|-----|-----|------|---------------|----|-----|----|----|----|----|----|----|-----|------|---|---|----|----|---|---|
| | | | | TK | S | A | TFL | YDS | SK | YDS | QBH | NO | YDS | LG | TD | PD | FF | FR | TD | YDS | TK | S | A | FF | FR | S | A |
| 2022 | Packers | 17 | 7 | 31 | 18 | 13 | 5 | 17 | 3.0 | 8.0 | 8 | 0 | 0 | 0 | 3 | 0 | 0 | 0 | 0 | 0 | 0 | 0 | 0 | 0 | 0 | 0 | 0 |
| 2023 | Packers | 17 | 4 | 35 | 25 | 10 | 8 | 15 | 2.0 | 9.0 | 6 | 0 | 0 | 0 | 1 | 1 | 1 | 0 | 0 | 2 | 2 | 0 | 0 | 0 | 0 | 0 | 0 |
| 2024 | Packers | 9 | 0 | 19 | 7 | 12 | 2 | 26 | 1.5 | 19.5 | 3 | 0 | 0 | 0 | 0 | 2 | 0 | 0 | 0 | 0 | 0 | 0 | 0 | 0 | 0 | 0 | 0 |
| NFL TOTALS | | 43 | 11 | 85 | 50 | 35 | 15 | 58 | 6.5 | 36.5 | 17 | 0 | 0 | 0 | 4 | 3 | 1 | 0 | 0 | 2 | 2 | 0 | 0 | 0 | 0 | 0 | 0 |

KINGSLEY ENAGBARE'S NFL POSTSEASON DEFENSIVE STATISTICS

| YEAR | TEAM | GP | GS | TACKLES | | | | | | | INTERCEPTIONS | | | | | | | ST | | | MISC | | | | | | |
|-------------------|---------|----|----|---------|---|---|-----|-----|-----|-----|---------------|----|-----|----|----|----|----|----|----|-----|------|---|---|----|----|---|---|
| | | | | TK | S | A | TFL | YDS | SK | YDS | QBH | NO | YDS | LG | TD | PD | FF | FR | TD | YDS | TK | S | A | FF | FR | S | A |
| 2023 | Packers | 1 | 0 | 1 | 1 | 0 | 0 | 0 | 0.0 | 0.0 | 2 | 0 | 0 | 0 | 0 | 0 | 0 | 0 | 0 | 0 | 0 | 0 | 0 | 0 | 0 | 0 | 0 |
| NFL TOTALS | | 1 | 0 | 1 | 1 | 0 | 0 | 0 | 0.0 | 0.0 | 2 | 0 | 0 | 0 | 0 | 0 | 0 | 0 | 0 | 0 | 0 | 0 | 0 | 0 | 0 | 0 | 0 |

SINGLE-GAME HIGHS: DEFENSIVE

Total Tackles 7 at Philadelphia Eagles, Nov 27, 2022
 5 vs. Detroit Lions, Sep 28, 2023
 ...1 more at 5.

Solo Tackles 4 vs. Detroit Lions, Sep 28, 2023
 3 vs. New Orleans Saints, Sep 24, 2023
 ...2 more at 3.

Sacks 1.5 at Tennessee Titans, Sep 22, 2024
 1.0 vs. Tampa Bay Buccaneers, Dec 17, 2023
 1.0 at Las Vegas Raiders, Oct 09, 2023
 ...3 more at 1.0.

Passes Defensed 1 at Chicago Bears, Sep 10, 2023
 1 at Miami Dolphins, Dec 25, 2022
 ...2 more at 1.

Forced Fumbles 1 at Los Angeles Rams, Oct 06, 2024
 1 at Tennessee Titans, Sep 22, 2024
 ...1 more at 1.

Tackles For Loss 2 vs. Chicago Bears, Jan 07, 2024
 2 at Las Vegas Raiders, Oct 09, 2023
 ...1 more at 2.

Special Teams Tackles 1 at Denver Broncos, Oct 22, 2023
 1 at Atlanta Falcons, Sep 17, 2023

2024 GXG REGULAR SEASON (PACKERS)

| DATE OPPONENT | P/S | TK | S | A | SK | YDS | INT | PD | FF | FR |
|--------------------|------------|-----------|----------|-----------|------------|-------------|----------|----------|----------|----------|
| 09/06 at Eagles | P | 0 | 0 | 0 | 0.0 | 0.0 | 0 | 0 | 0 | 0 |
| 09/15 Colts | P | 1 | 0 | 1 | 0.0 | 0.0 | 0 | 0 | 0 | 0 |
| 09/22 at Titans | P | 4 | 1 | 3 | 1.5 | 19.5 | 0 | 0 | 1 | 0 |
| 09/29 Vikings | P | 0 | 0 | 0 | 0.0 | 0.0 | 0 | 0 | 0 | 0 |
| 10/06 at Rams | P | 3 | 1 | 2 | 0.0 | 0.0 | 0 | 0 | 1 | 0 |
| 10/13 Cardinals | P | 1 | 1 | 0 | 0.0 | 0.0 | 0 | 0 | 0 | 0 |
| 10/20 Texans | P | 4 | 2 | 2 | 0.0 | 0.0 | 0 | 0 | 0 | 0 |
| 10/27 at Jaguars | P | 2 | 0 | 2 | 0.0 | 0.0 | 0 | 0 | 0 | 0 |
| 11/03 Lions | P | 4 | 2 | 2 | 0.0 | 0.0 | 0 | 0 | 0 | 0 |
| 2024 TOTALS | 9-0 | 19 | 7 | 12 | 1.5 | 19.5 | 0 | 0 | 2 | 0 |

JOHN FITZPATRICK

86

TIGHT END
GEORGIA

Third NFL Season | First Packers Season



Ht: 6-7 | Wt: 262 | Born: March 9, 2000 | NFL Games Played/Started: 11/0 | Acquired: FA-24 (PS-Atl.)

AT A GLANCE

- » Appeared in nine games for the Atlanta Falcons in 2023, posting a 12-yard reception.
- » Spent his entire rookie season (2022) on injured reserve after being drafted by the Falcons in the sixth round (No. 213 overall) of the 2022 NFL Draft.
- » Played in 38 games with 13 starts in three seasons at Georgia (2019-21) after redshirting in 2018, recording 17 catches for 200 yards (11.8 avg.) and a TD.

2024 SEASON: Has played in two games and has been inactive (healthy scratch) for two contests...Was signed to Green Bay's active roster from the Atlanta Falcons' practice squad on Oct. 11...**Vs. Arizona (Oct. 13):** Inactive (healthy scratch)...**Vs. Houston (Oct. 20):** Inactive (healthy scratch)...**At Jacksonville (Oct. 27):** Made his Green Bay debut, appearing on six plays on offense and six plays on special teams...**Vs. Detroit (Nov. 3):** Played one snap on offense and five on special teams.

JOHN FITZPATRICK'S NFL REGULAR-SEASON RUSHING/RECEIVING STATISTICS

| DATE | TEAM | GP | GS | RECEIVING | | | | | RUSHING | | | | |
|-------------------|---------|-----------|----------|-----------|-----------|-------------|-----------|----------|----------|----------|------------|----------|----------|
| | | | | NO. | YDS. | AVG. | LG | TD | NO. | YDS. | AVG. | LG | TD |
| 2023 | Falcons | 9 | 0 | 1 | 12 | 12.0 | 12 | 0 | 0 | 0 | 0.0 | 0 | 0 |
| 2024 | Packers | 2 | 0 | 0 | 0 | 0.0 | 0 | 0 | 0 | 0 | 0.0 | 0 | 0 |
| NFL TOTALS | | 11 | 0 | 1 | 12 | 12.0 | 12 | 0 | 0 | 0 | 0.0 | 0 | 0 |

SINGLE-GAME HIGHS: RECEIVING

Receptions 1 at New Orleans Saints, Jan 07, 2024
 Receiving Yards 12 at New Orleans Saints, Jan 07, 2024
 Longest Receptions 12 at New Orleans Saints, Jan 07, 2024
 All-Purpose Yards 12 at New Orleans Saints, Jan 07, 2024

Special Teams Tackles 2 at Tennessee Titans, Oct 29, 2023
 1 at Detroit Lions, Sep 24, 2023
 Miscellaneous Tackles 1 at New Orleans Saints, Jan 07, 2024
 Scrimmage Yards 12 at New Orleans Saints, Jan 07, 2024

2024 GXG REGULAR SEASON (FALCONS/PACKERS)

| DATE | OPPONENT | P/S | RECEIVING | | | | | RUSHING | | | | | |
|--|------------|------------|-----------|----------|------------|----------|----------|----------|----------|----------|------------|----------|----------|
| | | | NO. | YDS. | AVG. | LG | TD | NO. | YDS. | AVG. | LG | TD | |
| 09/08 | Steelers | | | | | | | | | | | | |
| 09/16 | at Eagles | | | | | | | | | | | | |
| 09/22 | Chiefs | | | | | | | | | | | | |
| 09/29 | Saints | | | | | | | | | | | | |
| 10/03 | Buccaneers | | | | | | | | | | | | |
| Went from Falcons to Packers . | | | | | | | | | | | | | |
| 10/13 | Cardinals | | | | | | | | | | | | |
| 10/20 | Texans | | | | | | | | | | | | |
| 10/27 | at Jaguars | P | 0 | 0 | 0.0 | 0 | 0 | 0 | 0 | 0 | 0.0 | 0 | 0 |
| 11/03 | Lions | P | 0 | 0 | 0.0 | 0 | 0 | 0 | 0 | 0 | 0.0 | 0 | 0 |
| 2024 TOTALS | | 2-0 | 0 | 0 | 0.0 | 0 | 0 | 0 | 0 | 0 | 0.0 | 0 | 0 |

RASHAN GARY 52

DEFENSIVE LINEMAN
MICHIGAN

Sixth NFL Season | Sixth Packers Season



Ht: 6-5 | Wt: 277 | Born: December 3, 1997 | NFL Games Played/Started: 82/51 | Acquired: D1a-19

AT A GLANCE

- » In 2023, was one of four NFL players with nine-plus sacks (nine), two-plus forced fumbles (two) and two-plus fumble recoveries (two) during the regular season.
- » From 2020-23, ranked in the top 10 among NFL linebackers in fumble recoveries (five, t-No. 4), QB hits per game (1.28, No. 5), QB hits (73, No. 7), sacks (29.5, t-No. 9), sacks per game (0.52, No. 9) and NextGenStats QB pressures (73, No. 10), according to TruMedia.
- » Started nine contests in 2022 before a knee injury ended his season. From Weeks 1-9, ranked in the top 10 among NFL linebackers in QB hits (12, t-No. 6), sacks (six, t-No. 8) and pressures (27, No. 9) according to TruMedia.
- » Led the team in both sacks (9½) and QB hits (28, No. 7 in the NFL) in 2021 and finished No. 5 among NFL LBs with 53 QB pressures according to NFL Next Gen Stats.
- » Finished No. 2 on the team with five sacks and tied for No. 2 on the team with 11 QB hits in 2020. Also appeared in both postseason contests, finishing with 1½ sacks (No. 2 on the team) and three QB hits (tied for No. 1 on the team).
- » Earned first-team All-Big Ten recognition from the league's coaches as a sophomore and as a junior at the University of Michigan, also earning second-team honors from *The Associated Press* in both of those seasons.

2024 SEASON: Has started all nine contests, recording 24 tackles (12 solo), three tackles for a loss, 2.5 sacks (tied for No. 2 on the team), eight QB hits (No. 1 on the team) and a pass defended. Leads the team with 28 NextGenStat QB pressures (TruMedia)...**At Philadelphia (Sept. 6):** Played 49 defensive snaps, contributing three tackles (one solo), two QB hits, three NGS QB pressures, a tackle for a loss, a pass defended and beat T Lane Johnson around the corner to sack QB Jalen Hurts for a loss of 6 yards on a third-and-8 early in the third quarter to force a punt...**vs. Indianapolis (Sept. 15):** Led the defensive line with 37 snaps played and finished No. 3 on the team with two NGS QB pressures...**At Tennessee (Sept. 22):** Led the defensive line with 37 snaps played and posted two tackles (one solo) and tied for the team lead with four NGS QB pressures. On three of his four pressures, the Packers recorded a sack and the other led to an incomplection...**vs. Minnesota (Sept. 29):** Saw action on 45 defensive plays, recording four tackles (all solo) and tying for No. 2 on the team with two NGS QB pressures. All four tackles were within 3 yards of the line of scrimmage, including chasing down RB Aaron Jones outside for no gain on a third-and-1 at the Green Bay 4-yard line with just over three minutes to play in the game. The Packers stopped the Vikings on the ensuing play for a turnover on downs...**At L.A. Rams (Oct. 6):** Played 49 defensive snaps, registering two tackles (one solo) and tying for the team lead with three NGS QB pressures, which resulted in two incomplections, one on a third down and one on a fourth down, and a third-down sack by DL Karl Brooks...**vs. Arizona (Oct. 13):** Saw action on 38 defensive snaps and finished with three tackles (one solo), a QB hit and two NGS QB pressures...**vs. Houston (Oct. 20):** Played 38 defensive snaps, posting a season-high five tackles (two solo), three QB hits, seven NGS QB pressures and a sack. Two of the pressures came in the first quarter with Houston in the red zone and both resulted in incomplections on second and third down, forcing a field goal. The seven NGS pressures were the most of his career and the most by a Packer since DL Kenny Clark registered seven in Week 12 last season at Detroit...**At Jacksonville (Oct. 27):** Led the defensive line with 36 snaps played, recording a tackle (solo), a QB hit and a team-best three NGS QB pressures. Two of the three pressures resulted in gains of 2 yards and the other was an incomplection on a third-and-11 early in the fourth quarter...**vs. Detroit (Nov. 3):** Saw action on 36 defensive snaps, registering four tackles (two solo), a half-sack, a QB hit, a tackle for a loss and two NGS QB pressures. Bull-rushed from the edge and met DL Arron Mosby to split a sack of QB Jared Goff on a third-and-8 with just over 10 minutes to play in the second quarter. Other pressure came on third-and-9 with over a minute in the second quarter and the play resulted in an incomplection, forcing a field goal.

REGULAR-SEASON COMPARISON: DEFENSIVE - CHICAGO BEARS

| DATE | OPP | W/L | GP/GS | TACKLES | | | | | | | INT | TFL | PD | QBH | TD | MISC | |
|---------------|------------|-----|-------|---------|------|------|------|------|------|----|-----|-----|----|-----|----|------|---|
| | | | | TOT | SOLO | ASST | SACK | YDS. | FF | FR | | | | | | | |
| 9/5/19 | GB @ CHI | W | P | 0 | 0 | 0 | 0.0 | 0.0 | 0.0 | 0 | 0 | 0 | 1 | 0 | 0 | 0 | 0 |
| 12/15/19 | GB vs. CHI | W | P | 3 | 3 | 0 | 1.0 | 6.0 | 0 | 1 | 0 | 1 | 0 | 0 | 0 | 0 | 0 |
| 11/29/20 | GB vs. CHI | W | S | 0 | 0 | 0 | 0.0 | 0.0 | 0 | 0 | 0 | 0 | 0 | 0 | 0 | 0 | 0 |
| 1/3/21 | GB @ CHI | W | P | 6 | 3 | 3 | 0.0 | 0.0 | 0 | 1 | 0 | 0 | 0 | 0 | 0 | 0 | 1 |
| 10/17/21 | GB @ CHI | W | S | 4 | 3 | 1 | 0.0 | 0.0 | 0 | 0 | 0 | 1 | 0 | 0 | 0 | 0 | 0 |
| 12/12/21 | GB vs. CHI | W | S | 3 | 1 | 2 | 0.0 | 0.0 | 0 | 0 | 0 | 0 | 0 | 0 | 0 | 0 | 1 |
| 9/18/22 | GB vs. CHI | W | S | 2 | 2 | 0 | 1.0 | 7.0 | 0 | 2 | 0 | 1 | 0 | 0 | 0 | 0 | 0 |
| 9/10/23 | GB @ CHI | W | P | 0 | 0 | 0 | 0.0 | 0.0 | 0 | 0 | 1 | 0 | 0 | 0 | 0 | 0 | 0 |
| 1/7/24 | GB vs. CHI | W | S | 2 | 1 | 1 | 0.0 | 0.0 | 0 | 1 | 1 | 0 | 0 | 0 | 0 | 0 | 0 |
| TOTALS | | | 9/0 | 9/5 | 20 | 13 | 7 | 2.0 | 13.0 | 0 | 5 | 2 | 4 | 0 | 0 | 0 | 2 |

RASHAN GARY'S NFL REGULAR-SEASON DEFENSIVE STATISTICS

| YEAR | TEAM | GP | GS | TK | S | TACKLES | | | | | INTERCEPTIONS | | | | | | | ST | | MISC | | | | | | | | | | | | | | | |
|-------------------|---------|-----------|-----------|------------|------------|-----------|-----------|------------|-------------|--------------|---------------|----------|----------|----------|----------|----------|----------|----------|----------|----------|----------|----------|----------|----------|----------|----------|----------|----------|----------|----------|----------|----------|----------|----------|----------|
| | | | | | | A | TFL | YDS | SK | YDS | QBH | NO | YDS | LG | TD | PD | FF | FR | TD | YDS | TK | S | A | FF | S | A | | | | | | | | | |
| 2019 | Packers | 16 | 0 | 30 | 14 | 16 | 3 | 16 | 2.0 | 13.0 | 7 | 0 | 0 | 0 | 0 | 0 | 1 | 0 | 0 | 0 | 0 | 0 | 0 | 0 | 0 | 0 | 0 | 0 | 0 | 0 | 0 | 0 | 0 | | |
| 2020 | Packers | 15 | 4 | 35 | 19 | 16 | 5 | 27 | 5.0 | 31.0 | 11 | 0 | 0 | 0 | 1 | 0 | 1 | 0 | 0 | 1 | 0 | 0 | 0 | 0 | 0 | 0 | 0 | 0 | 0 | 0 | 0 | 0 | 0 | 0 | |
| 2021 | Packers | 16 | 16 | 47 | 27 | 20 | 8 | 52 | 9.5 | 71.0 | 28 | 0 | 0 | 0 | 2 | 1 | 0 | 0 | 0 | 0 | 0 | 0 | 0 | 0 | 0 | 0 | 0 | 0 | 0 | 0 | 0 | 0 | 0 | 0 | |
| 2022 | Packers | 9 | 9 | 32 | 21 | 11 | 7 | 41 | 6.0 | 45.0 | 12 | 0 | 0 | 0 | 1 | 1 | 0 | 0 | 0 | 0 | 0 | 0 | 0 | 0 | 0 | 0 | 0 | 0 | 0 | 0 | 0 | 0 | 0 | 0 | 0 |
| 2023 | Packers | 17 | 13 | 44 | 23 | 21 | 7 | 46 | 9.0 | 47.5 | 22 | 0 | 0 | 0 | 2 | 2 | 0 | 0 | 0 | 0 | 0 | 0 | 0 | 0 | 0 | 0 | 0 | 0 | 0 | 0 | 0 | 0 | 0 | 0 | 0 |
| 2024 | Packers | 9 | 9 | 24 | 12 | 12 | 3 | 14 | 2.5 | 16.0 | 8 | 0 | 0 | 0 | 1 | 0 | 0 | 0 | 0 | 0 | 0 | 0 | 0 | 0 | 0 | 0 | 0 | 0 | 0 | 0 | 0 | 0 | 0 | 0 | 0 |
| NFL TOTALS | | 82 | 51 | 212 | 116 | 96 | 33 | 196 | 34.0 | 223.5 | 88 | 0 | 0 | 0 | 5 | 6 | 0 | 1 | 0 | 0 | 0 | 0 | 0 | 0 | 0 | 0 | 0 | 0 | 0 | 0 | 0 | 0 | 0 | 0 | 0 |

RASHAN GARY'S NFL POSTSEASON DEFENSIVE STATISTICS

| YEAR | TEAM | GP | GS | TACKLES | | | | | | INTERCEPTIONS | | | | | | | | ST | | | | MISC | | | |
|-------------------|---------|----------|----------|-----------|----------|----------|----------|-----------|------------|---------------|----------|----------|----------|----------|----------|----------|----------|----------|----------|----------|----------|----------|----------|----------|---|
| | | | | TK | S | A | TFL | YDS | SK | YDS | QBH | NO | YDS | LG | TD | PD | FF | FR | TD | YDS | TK | S | A | FF | S |
| 2019 | Packers | 2 | 0 | 2 | 0 | 2 | 0 | 0 | 0.0 | 0.0 | 0 | 0 | 0 | 0 | 0 | 0 | 0 | 0 | 0 | 0 | 0 | 0 | 0 | 0 | 0 |
| 2020 | Packers | 2 | 0 | 5 | 3 | 2 | 1 | 4 | 1.5 | 8.5 | 3 | 0 | 0 | 0 | 0 | 0 | 0 | 0 | 0 | 0 | 0 | 0 | 0 | 0 | |
| 2021 | Packers | 1 | 1 | 4 | 4 | 0 | 3 | 10 | 2.0 | 10.0 | 3 | 0 | 0 | 0 | 0 | 0 | 0 | 0 | 0 | 0 | 0 | 0 | 0 | 0 | |
| 2023 | Packers | 2 | 2 | 5 | 1 | 4 | 0 | 0 | 0.0 | 0.0 | 2 | 0 | 0 | 0 | 0 | 0 | 0 | 0 | 0 | 0 | 0 | 0 | 0 | 0 | |
| NFL TOTALS | | 7 | 3 | 16 | 8 | 8 | 4 | 14 | 3.5 | 18.5 | 8 | 0 | 0 | 0 | 0 | 0 | 0 | 0 | 0 | 0 | 0 | 0 | 0 | 0 | |

SINGLE-GAME HIGHS: DEFENSIVE

Total Tackles 7 at Detroit Lions, Nov 23, 2023
7 vs. New England Patriots, Oct 02, 2022
...2 more at 7.

Solo Tackles 5 at Detroit Lions, Nov 23, 2023
4 vs. Minnesota Vikings, Sep 29, 2024
...3 more at 4.

Sacks 3.0 at Detroit Lions, Nov 23, 2023
3.0 vs. New Orleans Saints, Sep 24, 2023
1 at Philadelphia Eagles, Sep 06, 2024
1 vs. Chicago Bears, Jan 07, 2024
...3 more at 1.

Passes Defensed 1 at Philadelphia Eagles, Sep 06, 2024
1 vs. Chicago Bears, Jan 07, 2024
...3 more at 1.

Forced Fumbles 2 at Detroit Lions, Nov 23, 2023
1 vs. New England Patriots, Oct 02, 2022
...2 more at 1.

Fumble Recoveries 1 at Detroit Lions, Nov 23, 2023
1 vs. Los Angeles Chargers, Nov 19, 2023
...4 more at 1.

Tackles For Loss 3 vs. New Orleans Saints, Sep 24, 2023
2 vs. New York Jets, Oct 16, 2022
...3 more at 2.

Longest Opp Fumble Return 1 at Chicago Bears, Jan 03, 2021

2024 GXG REGULAR SEASON (PACKERS)

| DATE | OPPONENT | P/S | TK | S | A | SK | YDS | INT | PD | FF | FR |
|--------------------|------------|------------|-----------|-----------|-----------|------------|-------------|----------|----------|----------|----------|
| 09/06 | at Eagles | S | 3 | 1 | 2 | 1.0 | 6.0 | 0 | 1 | 0 | 0 |
| 09/15 | Colts | S | 0 | 0 | 0 | 0.0 | 0.0 | 0 | 0 | 0 | 0 |
| 09/22 | at Titans | S | 2 | 1 | 1 | 0.0 | 0.0 | 0 | 0 | 0 | 0 |
| 09/29 | Vikings | S | 4 | 4 | 0 | 0.0 | 0.0 | 0 | 0 | 0 | 0 |
| 10/06 | at Rams | S | 2 | 1 | 1 | 0.0 | 0.0 | 0 | 0 | 0 | 0 |
| 10/13 | Cardinals | S | 3 | 1 | 2 | 0.0 | 0.0 | 0 | 0 | 0 | 0 |
| 10/20 | Texans | S | 5 | 1 | 4 | 1.0 | 6.0 | 0 | 0 | 0 | 0 |
| 10/27 | at Jaguars | S | 1 | 1 | 0 | 0.0 | 0.0 | 0 | 0 | 0 | 0 |
| 11/03 | Lions | S | 4 | 2 | 2 | 0.5 | 4.0 | 0 | 0 | 0 | 0 |
| 2024 TOTALS | | 9-9 | 24 | 12 | 12 | 2.5 | 16.0 | 0 | 1 | 0 | 0 |

TRAVIS GLOVER 79

TACKLE
GEORGIA STATE

Rookie



Ht: 6-6 | Wt: 317 | Born: August 17, 2000 | Acquired: D6-24

AT A GLANCE

- » Played in 59 games with 57 starts (35 at left tackle, 18 at right tackle and four at left guard) in five seasons at Georgia State (2019-23).
- » Made 45 consecutive starts to begin his career at Georgia State from 2019-2022 before missing a game due to injury late in the 2022 season.
- » Earned first-team All-Sun Belt Conference honors from the coaches and media as a senior in 2023.
- » Was named to the FWAA-Shaun Alexander Freshman All-America team in 2019, joining WR Penny Hart (2015) as the only honorees in program history.
- » Helped the Panthers to four bowl games in five seasons while being part of an offense that set single-season program records in multiple categories during his career.
- » Helped Georgia State rank No. 8 in the nation in rushing (209.2 ypg) from 2021-23.
- » Earned first-team all-state honors from the *Atlanta Journal-Constitution* and the Georgia Sportswriters Association and first-team All-Region 4-A recognition after helping Dooly County reach the state playoffs as a senior.


2024 SEASON: Has been inactive (healthy scratch) for all nine games.

MALIK HEATH

18

WIDE RECEIVER
MISSISSIPPI

Second NFL Season | Second Packers Season



Ht: 6-2 | Wt: 213 | Born: March 31, 2000 | NFL Games Played/Started: 20/2 | Acquired: FA-23

AT A GLANCE

- Started in the season opener last season at Chicago, becoming the first undrafted rookie to start at WR for the Packers in Week 1 since the 1970 AFL-NFL merger.
- Appeared in 13 games as a rookie last season, posting 15 catches for 125 yards (8.3 avg.) and a TD along with two tackles on special teams.
- Posted a career-high four catches for a career-best 46 yards (11.5 avg.) in just 11 snaps of work at Detroit in Week 12, including a career-long 16-yard grab.
- Earned third-team All-SEC honors from Pro Football Focus in 2022 after leading Ole Miss with 60 receptions for a team-high 971 yards (16.2 avg.) and five TDs.
- Played two seasons at Mississippi State (2020-21), appearing in 34 games with 21 starts during his three seasons in the SEC and posting 131 receptions for 1,720 yards (13.1 avg.) and 13 TDs.

2024 SEASON: Has appeared in seven games with one start, seeing action on offense and special teams...Has registered four catches for 26 yards (6.5 avg.) and one tackle on special teams...Has been inactive (healthy scratch) for two contests...**At Philadelphia (Sept. 6):** Inactive (healthy scratch)...**Vs. Indianapolis (Sept. 15):** Appeared on one play on special teams...**At Tennessee (Sept. 22):** Played 11 snaps on offense and four on special teams...**Vs. Minnesota (Sept. 29):** Played 10 snaps on offense, posting two catches for 12 yards (6.0 avg.), and registered a tackle on special teams in 10 snaps of action...**At L.A. Rams (Oct. 6):** Made his first start of the season and appeared on a season-high 45 snaps, hauling in two passes for 14 yards (7.0 avg.)...**Vs. Arizona (Oct. 13):** Played on 17 snaps on offense and four on special teams...**Vs. Houston (Oct. 20):** Appeared on one play on offense and six on special teams...**At Jacksonville (Oct. 27):** Played one snap on offense and six on special teams...**Vs. Detroit (Nov. 3):** Inactive (healthy scratch).

REGULAR-SEASON COMPARISON: RECEIVING - CHICAGO BEARS

| DATE | OPP | W/L | GP/GS | REC | YDS. | AVG. | TD | LG | TGTS | YAC |
|---------------|------------|------------|------------|----------|----------|------------|----------|----------|----------|----------|
| 9/10/23 | GB @ CHI | W | S | 0 | 0 | 0 | 0 | 0 | 1 | 0 |
| 1/7/24 | GB vs. CHI | W | P | 3 | 9 | 3.0 | 0 | 4 | 4 | 5 |
| TOTALS | | 2/0 | 2/1 | 3 | 9 | 3.0 | 0 | 4 | 5 | 5 |

MALIK HEATH'S NFL REGULAR-SEASON RECEIVING STATISTICS

| DATE | TEAM | GP | GS | RECEIVING | | | | | | |
|-------------------|---------|-----------|----------|-----------|------------|------------|-----------|----------|--|--|
| | | | | NO. | YDS. | AVG. | LG | TD | | |
| 2023 | Packers | 13 | 1 | 15 | 125 | 8.3 | 16 | 1 | | |
| 2024 | Packers | 7 | 1 | 4 | 26 | 6.5 | 9 | 0 | | |
| NFL TOTALS | | 20 | 2 | 19 | 151 | 7.9 | 16 | 1 | | |

MALIK HEATH'S NFL REGULAR-SEASON RETURN STATISTICS

| DATE | TEAM | KICKOFF RETURNS | | | | | PUNT RETURNS | | | | | |
|-------------------|---------|-----------------|----------|------------|----------|----------|--------------|----------|----------|------------|----------|----------|
| | | RET. | YDS. | AVG. | LG | TD | NO. | FC | YDS. | AVG. | LG | TD |
| 2023 | Packers | 1 | 1 | 1.0 | 1 | 0 | 0 | 0 | 0 | 0.0 | 0 | 0 |
| 2024 | Packers | 0 | 0 | 0.0 | 0 | 0 | 0 | 0 | 0 | 0.0 | 0 | 0 |
| NFL TOTALS | | 1 | 1 | 1.0 | 1 | 0 | 0 | 0 | 0 | 0.0 | 0 | 0 |

SINGLE-GAME HIGHS: RUSHING/RECEIVING

| | | | |
|--------------------|--|------------------------|--|
| Receptions | 4 at Detroit Lions, Nov 23, 2023 3 vs. Chicago Bears, Jan 07, 2024 ...1 more at 3. | Longest Kickoff Return | 1 vs. Los Angeles Chargers, Nov 19, 2023 |
| Receiving Yards | 46 at Detroit Lions, Nov 23, 2023 29 vs. Tampa Bay Buccaneers, Dec 17, 2023 | Special Teams Tackles | 2 vs. Los Angeles Chargers, Nov 19, 2023 |
| Receiving Average | 11.5 at Detroit Lions, Nov 23, 2023 9.7 vs. Tampa Bay Buccaneers, Dec 17, 2023 | Most TDs | 1 at New York Giants, Dec 11, 2023 |
| Longest Receptions | 16 at Detroit Lions, Nov 23, 2023 15 vs. Tampa Bay Buccaneers, Dec 17, 2023 ...1 more at 15. | Scrimmage Yards | 46 at Detroit Lions, Nov 23, 2023 29 vs. Tampa Bay Buccaneers, Dec 17, 2023 |
| Receiving TDs | 1 at New York Giants, Dec 11, 2023 | | |

2024 GXG REGULAR SEASON (PACKERS)

| DATE | OPPONENT | P/S | RECEIVING | | | | | | | RUSHING | | | |
|-------|------------|-----|-----------|------|------|----|----|-----|----------|---------|----|----|--|
| | | | NO. | YDS. | AVG. | LG | TD | NO. | YDS. | AVG. | LG | TD | |
| 09/06 | at Eagles | | | | | | | | INACTIVE | | | | |
| 09/15 | Colts | P | 0 | 0 | 0.0 | 0 | 0 | 0 | 0 | 0.0 | 0 | 0 | |
| 09/22 | at Titans | P | 0 | 0 | 0.0 | 0 | 0 | 0 | 0 | 0.0 | 0 | 0 | |
| 09/29 | Vikings | P | 2 | 12 | 6.0 | 9 | 0 | 0 | 0 | 0.0 | 0 | 0 | |
| 10/06 | at Rams | S | 2 | 14 | 7.0 | 7 | 0 | 0 | 0 | 0.0 | 0 | 0 | |
| 10/13 | Cardinals | P | 0 | 0 | 0.0 | 0 | 0 | 0 | 0 | 0.0 | 0 | 0 | |
| 10/20 | Texans | P | 0 | 0 | 0.0 | 0 | 0 | 0 | 0 | 0.0 | 0 | 0 | |
| 10/27 | at Jaguars | P | 0 | 0 | 0.0 | 0 | 0 | 0 | 0 | 0.0 | 0 | 0 | |

TY'RON HOPPER

59

LINEBACKER
MISSOURI

Rookie



Ht: 6-2 | Wt: 228 | Born: April 26, 2001 | NFL Games Played/Started: 9/0 | Acquired: D3b-24

AT A GLANCE

- » Appeared in 51 games with 26 starts during his five seasons in the Southeastern Conference (Florida, 2019-21; Missouri, 2022-23), posting 214 tackles (135 solo), 31½ tackles for a loss, 9½ sacks, 13 QB hurries, an interception, 10 passes defended and two forced fumbles.
- » Earned second-team All-Southeastern Conference honors from the coaches in 2023, posting a team-high 55 tackles (36 solo), six tackles for a loss and three sacks through 10 games before an injury sidelined him for the final two contests of the regular season.
- » Was named one of five finalists for the Butkus Award in 2023, which honors the nation's most outstanding linebacker, as he became just the third Missouri player to be selected as a finalist (Sean Weatherspoon, 2008-09; Nick Bolton, 2020).
- » Led the team with 14 tackles for a loss and ranked No. 2 on the Tigers with a career-high 77 tackles (59 solo) in his first season at Missouri in 2022.
- » Selected by the Packers with the second of two picks in the third round (No. 91 overall) of the 2024 NFL Draft, just the second linebacker out of Missouri to be drafted by Green Bay (Bill Powell, seventh round in 1967).
- » As a senior at Roswell (Ga.) High School, posted 74 tackles, five interceptions, a forced fumble and a fumble recovery and was selected to play in the 2019 All-American Bowl.

2024 SEASON: Has played in all nine games on special teams and is No. 2 on the team in special teams tackles with five...**At Philadelphia (Sept. 6):** Made his NFL debut, playing 14 snaps on special teams...**Vs. Indianapolis (Sept. 15):** Appeared on 10 special teams snaps...**At Tennessee (Sept. 22):** Played 13 snaps on special teams...**Vs. Minnesota (Sept. 29):** Appeared on 14 special teams plays and recorded his first career tackle on special teams on kickoff coverage...**At L.A. Rams (Oct. 6):** Played 11 special teams snaps...**Vs. Arizona (Oct. 13):** Appeared on 15 special teams snaps, recording a team-high and career-best three special teams tackles on kickoff coverage. Became the first Green Bay rookie with three special teams tackles in a game since CB Natrell Jamerson at the N.Y. Jets (Dec. 23, 2018)...**Vs. Houston (Oct. 20):** Played 15 special teams snaps...**At Jacksonville (Oct. 27):** Appeared on 16 snaps on special teams...**Vs. Detroit (Nov. 3):** Played 13 snaps on special teams, recording a tackle on kickoff coverage.

TY'RON HOPPER'S NFL REGULAR-SEASON DEFENSIVE STATISTICS

| YEAR | TEAM | GP | GS | TACKLES | | | | | | | INTERCEPTIONS | | | | | | | ST | | | MISC | | | | | | |
|-------------------|---------|----------|----------|----------|----------|----------|----------|----------|----------|------------|---------------|----------|----------|----------|----------|----------|----------|----------|----------|----------|----------|----------|----------|----------|----------|----------|---|
| | | | | TK | S | A | TFL | YDS | SK | YDS | QBH | NO | YDS | LG | TD | PD | FF | FR | TD | YDS | TK | S | A | FF | FR | S | A |
| 2024 | Packers | 9 | 0 | 0 | 0 | 0 | 0 | 0 | 0 | 0.0 | 0.0 | 0 | 0 | 0 | 0 | 0 | 0 | 0 | 0 | 0 | 5 | 3 | 2 | 0 | 0 | 0 | 0 |
| NFL TOTALS | | 9 | 0 | 0 | 0 | 0 | 0 | 0 | 0 | 0.0 | 0.0 | 0 | 0 | 0 | 0 | 0 | 0 | 0 | 0 | 5 | 3 | 2 | 0 | 0 | 0 | 0 | |

SINGLE-GAME HIGHS: DEFENSIVE

Special Teams Tackles

3 vs. Arizona Cardinals, Oct 13, 2024
1 vs. Minnesota Vikings, Sep 29, 2024

2024 GXG REGULAR SEASON (PACKERS)

| DATE | OPPONENT | P/S | TK | S | A | SK | YDS | INT | PD | FF | FR |
|--------------------|------------|------------|----------|----------|----------|------------|------------|----------|----------|----------|----------|
| 09/06 | at Eagles | P | 0 | 0 | 0 | 0.0 | 0.0 | 0 | 0 | 0 | 0 |
| 09/15 | Colts | P | 0 | 0 | 0 | 0.0 | 0.0 | 0 | 0 | 0 | 0 |
| 09/22 | at Titans | P | 0 | 0 | 0 | 0.0 | 0.0 | 0 | 0 | 0 | 0 |
| 09/29 | Vikings | P | 0 | 0 | 0 | 0.0 | 0.0 | 0 | 0 | 0 | 0 |
| 10/06 | at Rams | P | 0 | 0 | 0 | 0.0 | 0.0 | 0 | 0 | 0 | 0 |
| 10/13 | Cardinals | P | 0 | 0 | 0 | 0.0 | 0.0 | 0 | 0 | 0 | 0 |
| 10/20 | Texans | P | 0 | 0 | 0 | 0.0 | 0.0 | 0 | 0 | 0 | 0 |
| 10/27 | at Jaguars | P | 0 | 0 | 0 | 0.0 | 0.0 | 0 | 0 | 0 | 0 |
| 11/03 | Lions | P | 0 | 0 | 0 | 0.0 | 0.0 | 0 | 0 | 0 | 0 |
| 2024 TOTALS | | 9-0 | 0 | 0 | 0 | 0.0 | 0.0 | 0 | 0 | 0 | 0 |

JOSH JACOBS

8

RUNNING BACK
ALABAMA

Sixth NFL Season | First Packers Season



Ht: 5-10 | Wt: 223 | Born: February 11, 1998 | NFL Games Played/Started: 82/81 | Acquired: UFA (LV)-24

AT A GLANCE

- » Ranks No. 2 in the NFL in rushing yards (6,307) and rushing first downs (320) and tied for No. 3 in rushing TDs (49) since entering the league in 2019.
- » Is one of six players in NFL history to post 5,500-plus rushing yards, 45-plus rushing TDs and 175-plus receptions in his first five seasons in the league (Emmitt Smith, Ricky Watters, Curtis Martin, LaDainian Tomlinson, Ezekiel Elliott).
- » Was the only RB in the league to register 1,100-plus yards from scrimmage and six-plus scrimmage TDs each of the last five seasons (2019-23).
- » Earned first-team All-Pro honors from *The Associated Press* and Pro Bowl recognition in 2022 after posting a league-high 1,653 rushing yards, becoming just the third player in Raiders history to win the league rushing title (Marcus Allen in 1985; Clem Daniels, AFL in 1963).
- » Was selected to his first career Pro Bowl in 2020 after rushing for 1,065 yards and 12 TDs on 273 attempts (3.9 avg.).
- » Was named the 2019 PFWA Offensive Rookie of the Year after setting a franchise rookie record with 1,150 rushing yards and seven TDs on 242 carries (4.8 avg.), including five 100-yard games, the most by a rookie in team history.
- » Played in 42 games during his three seasons at Alabama (2016-18), rushing for 1,491 yards and 16 TDs on 251 carries (5.9 avg.) while adding 18 kickoff returns for 514 yards and a TD as he finished his career ranked No. 3 in school history with an average of 28.6 yards per return.

2024 SEASON: Has started all nine games and has posted a team-high 762 rushing yards and three TDs on 158 carries (4.8 avg.). ...Ranks No. 4 in the NFL in rushing yards and No. 11 in yards from scrimmage (890). ...Per TruMedia, ranks No. 4 in the league in rushing yards after contact with 583. ...Is tied for No. 7 in the NFL in explosive runs (12-plus yards) with 14. ...His rushing-yardage total is the top mark by a Packer through the first nine games of a season since RB Anman Green (864) in 2004. ...Has added 19 receptions for 128 yards (6.7 avg.) and a TD. ...**At Philadelphia (Sept. 6):** Started and led the team with 84 rushing yards on 16 carries (5.3 avg.) in his Green Bay debut, including 80 yards on 10 carries (8.0 avg.) in the second half. His 84 yards on the ground were the most by a Packer in his Green Bay debut dating back to 1950. Posted a 32-yard run early in the fourth quarter and added a pair of receptions for 20 yards (10.0 avg.). ...**vs. Indianapolis (Sept. 15):** Started and posted a team-high 151 rushing yards on 32 carries (4.7 avg.), including 128 rushing yards in the first half, the most by a Packer in a first half since Green registered 133 yards vs. Detroit on Sept. 9, 2001. ...**At Tennessee (Sept. 22):** Started and rushed for 43 yards on 14 attempts (3.1 avg.). Added a 5-yard reception, the 200th reception of his career in the regular season. ...**vs. Minnesota (Sept. 29):** Started and led the team with 51 yards rushing on nine carries (5.7 avg.) while adding a season-high four receptions for 27 yards (6.8 avg.). ...**At L.A. Rams (Oct. 6):** Started and led the team with 73 rushing yards on 19 carries (3.8 avg.), posting his first rushing TD in a Green Bay uniform when he scored from 2 yards out in the first quarter. Added a season-long 21-yard reception to the Los Angeles 20 in the third quarter. ...**vs. Arizona (Oct. 13):** Started and paced the team with 62 rushing yards on 18 carries (3.4 avg.) while adding three catches for 28 yards (9.3 avg.). ...**vs. Houston (Oct. 20):** Started and led the team with 76 rushing yards on just 12 carries (6.3 avg.). Added a season-high five receptions for 16 yards (3.2 avg.), highlighted by the first TD reception of his career, an 8-yarder midway through the third quarter on his 212th career reception. ...**At Jacksonville (Oct. 27):** Started and led the team with 127 rushing yards and a season-high two rushing TDs on 25 carries (5.1 avg.). Scored on a 3-yard run early in the second quarter and then posted his longest run in a Green Bay uniform when he scored from 38 yards out with 21 seconds remaining in the third quarter to give the Packers a 20-17 lead. ...**vs. Detroit (Nov. 3):** Started and paced the team with 95 rushing yards on 13 carries (7.3 avg.), with 89 of the yards coming on 10 carries (8.9 avg.) in the first half. Is the only player in the league this season to post 85-plus rushing yards in the first half of two games this season (Week 2 vs. Indianapolis).

REGULAR-SEASON COMPARISON: RECEIVING/RUSHING - CHICAGO BEARS

| DATE | OPP | W/L | GP/GS | NO. | RUSHING | | | | NO. | YDS. | RECEIVING | | | TGTS | YAC | |
|---------------|-------------|-----|-------|-----|---------|------|-----|----|-----|------|-----------|------|------|------|-----|----|
| | | | | | YDS. | AVG. | LG | TD | | | NO. | YDS. | AVG. | | | LG |
| 10/6/19 | OAK vs. CHI | W | S | 26 | 123 | 4.7 | 21 | 2 | 3 | 20 | 6.7 | 10 | 0 | 3 | 23 | |
| 10/10/21 | LV vs. CHI | L | S | 15 | 48 | 3.2 | 11 | 1 | 4 | 19 | 4.8 | 8 | 0 | 5 | 24 | |
| 10/22/23 | LV @ CHI | L | S | 11 | 35 | 3.2 | 11 | 0 | 1 | 6 | 6.0 | 6 | 0 | 4 | 9 | |
| TOTALS | | | 1/2 | 3/3 | 52 | 206 | 4.0 | 21 | 3 | 8 | 45 | 5.6 | 10 | 0 | 12 | 56 |

JOSH JACOBS' NFL REGULAR-SEASON RUSHING/RECEIVING STATISTICS

| DATE | TEAM | GP | GS | RUSHING | | | | | RECEIVING | | | | |
|-------------------|---------|----|----|---------|-------|------|----|----|-----------|-------|------|----|----|
| | | | | NO. | YDS. | AVG. | LG | TD | NO. | YDS. | AVG. | LG | TD |
| 2019 | Raiders | 13 | 13 | 242 | 1,150 | 4.8 | 51 | 7 | 20 | 166 | 8.3 | 28 | 0 |
| 2020 | Raiders | 15 | 15 | 273 | 1,065 | 3.9 | 28 | 12 | 33 | 238 | 7.2 | 29 | 0 |
| 2021 | Raiders | 15 | 14 | 217 | 872 | 4.0 | 28 | 9 | 54 | 348 | 6.4 | 29 | 0 |
| 2022 | Raiders | 17 | 17 | 340 | 1,653 | 4.9 | 86 | 12 | 53 | 400 | 7.5 | 43 | 0 |
| 2023 | Raiders | 13 | 13 | 233 | 805 | 3.5 | 63 | 6 | 37 | 296 | 8.0 | 21 | 0 |
| 2024 | Packers | 9 | 9 | 158 | 762 | 4.8 | 38 | 3 | 19 | 128 | 6.7 | 21 | 1 |
| NFL TOTALS | | 82 | 81 | 1,463 | 6,307 | 4.3 | 86 | 49 | 216 | 1,576 | 7.3 | 43 | 1 |

JOSH JACOBS' NFL POSTSEASON RUSHING/RECEIVING STATISTICS

| DATE | TEAM | GP | GS | RUSHING | | | | | RECEIVING | | | | |
|-------------------|---------|----|----|---------|------|------|----|----|-----------|------|------|----|----|
| | | | | NO. | YDS. | AVG. | LG | TD | NO. | YDS. | AVG. | LG | TD |
| 2021 | Raiders | 1 | 1 | 13 | 83 | 6.4 | 35 | 0 | 4 | 44 | 11.0 | 15 | 0 |
| NFL TOTALS | | 1 | 1 | 13 | 83 | 6.4 | 35 | 0 | 4 | 44 | 11.0 | 15 | 0 |

SINGLE-GAME HIGHS: RUSHING/RECEIVING

Rush Attempts 33 at Seattle Seahawks, Nov 27, 2022
 32 vs. Indianapolis Colts, Sep 15, 2024
Rushing Yards 229 at Seattle Seahawks, Nov 27, 2022
 154 at Kansas City Chiefs, Oct 10, 2022
Rushing Average 8.3 vs. Kansas City Chiefs, Sep 15, 2019
 7.3 at Kansas City Chiefs, Oct 10, 2022
 ...1 more at 7.3.
Longest Runs 86t at Seattle Seahawks, Nov 27, 2022
 63t vs. Kansas City Chiefs, Nov 26, 2023
Rushing TDs 3 vs. Houston Texans, Oct 23, 2022
 3 at Carolina Panthers, Sep 13, 2020
Receptions 9 vs. Washington Football Team, Dec 05, 2021
 8 at Los Angeles Chargers, Oct 01, 2023

Receiving Yards 81 at Los Angeles Chargers, Oct 01, 2023
 74 at Seattle Seahawks, Nov 27, 2022
Receiving Average 17.0 at Denver Broncos, Nov 20, 2022
 14.0 at Cleveland Browns, Dec 20, 2022
Longest Receptions 43 at Denver Broncos, Nov 20, 2022
 29 at Denver Broncos, Oct 17, 2021
 ...1 more at 29.
Receiving TDs 1 vs. Houston Texans, Oct 20, 2024
Most TDs 3 vs. Houston Texans, Oct 23, 2022
 3 at Carolina Panthers, Sep 13, 2020
Scrimmage Yards 303 at Seattle Seahawks, Nov 27, 2022
 193 at Kansas City Chiefs, Oct 10, 2022

2024 GXG REGULAR SEASON (PACKERS)

| DATE | OPPONENT | P/S | RUSHING | | | | | RECEIVING | | | | |
|--------------------|------------|------------|------------|------------|------------|------------|----------|-----------|------------|------------|-----------|----------|
| | | | NO. | YDS. | AVG. | LG | TD | NO. | YDS. | AVG. | LG | TD |
| 09/06 | at Eagles | S | 16 | 84 | 5.3 | 32 | 0 | 2 | 20 | 10.0 | 11 | 0 |
| 09/15 | Colts | S | 32 | 151 | 4.7 | 34 | 0 | 0 | 0 | 0.0 | 0 | 0 |
| 09/22 | at Titans | S | 14 | 43 | 3.1 | 10 | 0 | 1 | 5 | 5.0 | 5 | 0 |
| 09/29 | Vikings | S | 9 | 51 | 5.7 | 13 | 0 | 4 | 27 | 6.8 | 9 | 0 |
| 10/06 | at Rams | S | 19 | 73 | 3.8 | 13 | 1 | 1 | 21 | 21.0 | 21 | 0 |
| 10/13 | Cardinals | S | 18 | 62 | 3.4 | 14 | 0 | 3 | 28 | 9.3 | 14 | 0 |
| 10/20 | Texans | S | 12 | 76 | 6.3 | 27 | 0 | 5 | 16 | 3.2 | 8t | 1 |
| 10/27 | at Jaguars | S | 25 | 127 | 5.1 | 38t | 2 | 1 | -2 | -2.0 | -2 | 0 |
| 11/03 | Lions | S | 13 | 95 | 7.3 | 37 | 0 | 2 | 13 | 6.5 | 11 | 0 |
| 2024 TOTALS | | 9-9 | 158 | 762 | 4.8 | 38t | 3 | 19 | 128 | 6.7 | 21 | 1 |

ELGTON JENKINS

74

GUARD/TACKLE
MISSISSIPPI STATE

Sixth NFL Season | Sixth Packers Season



Ht: 6-5 | Wt: 311 | Born: December 26, 1995 | NFL Games Played/Started: 79/77 | Acquired: D2-19

AT A GLANCE

- » Has appeared in 79 career games with 77 starts and has started games at four different positions on the line (59 at LG, eight at LT, six at RT, four at C).
- » In 2022, started all 15 games he appeared in (10 at LG and five at RT) and earned Pro Bowl recognition for the second time (replacement for Eagles G Landon Dickerson).
- » Was selected to his first career Pro Bowl in 2020, becoming just the third offensive lineman in team history to be named to the Pro Bowl within his first two seasons in the NFL (Deral Teteak, 1952; Charley Brock, 1940).
- » Started games at three different positions in 2020 (12 at LG, three at C, one at RT), becoming the first Green Bay offensive lineman to start a game at guard, center and tackle in the same season since the 1970 AFL-NFL merger.
- » Was named to the PFWA All-Rookie team in 2019, only the second Packers guard to be selected since 1974 (Daryn Colledge, 2006), after appearing in all 16 games with 14 starts at LG.
- » Selected by the Packers in the second round (No. 44 overall) of the 2019 NFL Draft out of Mississippi State, where he opened games at four different spots on the line (26 at C, five at LT, two at LG, one at RT).

2024 SEASON: Has started all nine games (eight at LG, one at C) and has helped the offense rank No. 1 in sacks allowed (12), No. 3 in total offense (390.6 ypg), rushing offense (154.8 ypg) and yards per play (6.16), No. 4 in yards per carry (4.98), tied for No. 4 in explosive runs (31) and tied for No. 7 in explosive plays (74)...Part of a line that has allowed zero sacks in three games this season, tied for No. 1 in the league...**At Philadelphia (Sept. 6):** Started at LG and played all 67 snaps, taking over at center for the final two plays of the game for an injured Josh Myers. Helped protect QB Jordan Love as he was sacked just once on the evening and cleared holes for Green Bay to register 163 rushing yards on just 21 carries (7.8 avg.)...**Vs. Indianapolis (Sept. 15):** Started at LG and played all 70 snaps. Was part of a line that did not allow a sack of QB Malik Willis and cleared the way for the Packers' 261 rushing yards on 53 carries (4.9 avg.), the highest rushing-yardage total in a game by Green Bay since Sep. 28, 2003, vs. Denver (262 yards)...**At Tennessee (Sept. 22):** Started at LG and played all 63 snaps, helping to clear the way for the Packers' 188 rushing yards on 37 attempts (5.1 avg.), bringing their total over their past two games to 449 rushing yards, the most over a two-game span by Green Bay in a single season since Nov. 2-10, 2003 (502 yards)...**Vs. Minnesota (Sept. 29):** Started at LG and helped the offense register a season-high 465 total yards as Love posted single-game career highs for passing yards (389), passing TDs (four) and completions (32)...**At L.A. Rams (Oct. 6):** Started at LG and played all 59 snaps, helping to clear the way for the Packers' 126 rushing yards and a TD on 30 carries (4.2 avg.)...**Vs. Arizona (Oct. 13):** Started at LG and played all 73 snaps, sliding over to center for five plays early in the fourth quarter for an injured Myers. Helped to clear the way for the Packers' 437 total yards and was part of a line that did not allow a sack of Love as he tied his career high with four TD passes...**Vs. Houston (Oct. 20):** Started at LG and played all 58 snaps, helping to protect Love as he threw for 220 yards and three TDs on 24-of-33 passing...**At Jacksonville (Oct. 27):** Started at LG and played all 70 snaps, helping to clear the way for the Packers' 170 rushing yards and two TDs on 39 carries (4.4 avg.) as the line allowed just one sack on the afternoon...**Vs. Detroit (Nov. 3):** Made his first start at C since Week 15 of 2020, appearing on all 65 snaps as the line did not allow a sack and cleared the way for 138 rushing yards on 23 attempts (6.0 avg.).

ELGTON JENKINS' NFL REGULAR-SEASON STATISTICS

| DATE | TEAM | GP | GS |
|-------------------|---------|-----------|-----------|
| 2019 | Packers | 16 | 14 |
| 2020 | Packers | 16 | 16 |
| 2021 | Packers | 8 | 8 |
| 2022 | Packers | 15 | 15 |
| 2023 | Packers | 15 | 15 |
| 2024 | Packers | 9 | 9 |
| NFL TOTALS | | 79 | 77 |

ELGTON JENKINS' NFL POSTSEASON STATISTICS

| DATE | TEAM | GP | GS |
|-------------------|---------|----------|----------|
| 2019 | Packers | 2 | 2 |
| 2020 | Packers | 2 | 2 |
| 2023 | Packers | 2 | 2 |
| NFL TOTALS | | 6 | 6 |

TUCKER KRAFT

85

TIGHT END
SOUTH DAKOTA STATE

Second NFL Season | Second Packers Season



Ht: 6-5 | Wt: 259 | Born: November 3, 2000 | NFL Games Played/Started: 26/17 | Acquired: D3-23

AT A GLANCE

- » Posted the second-most receiving yards (355) and the third-most receptions (31) by a rookie tight end in team history last season.
- » Registered 55 receptions in his first 25 NFL games, the most by a Green Bay TE in the Super Bowl era.
- » Ranked No. 3 in the NFL in receiving yards and No. 4 in receptions among rookie TEs in 2023, and among TEs with 20-plus catches, ranked No. 1 among rookies and No. 8 in the league in yards per catch (11.5 avg.).
- » In Weeks 14-17 last season, became the first Green Bay tight end since the 1970 merger to register four-plus receptions and 45-plus receiving yards in four straight games in a single season.
- » Selected by the Packers in the third round (No. 78 overall) of the 2023 NFL Draft, becoming the fourth-highest pick in South Dakota State history. Was the first Jackrabbits drafted by the Packers since G Adam Timmerman (seventh round, No. 230 overall) in 1995.
- » Earned numerous All-America honors (third-team recognition in 2022; first- and second-team honors in 2021) and was a first-team All-Missouri Valley Football Conference selection in each of his last two seasons at South Dakota State.
- » Ranked in the top 10 among FCS tight ends in receptions (92, No. 4), receiving yards (1,128, No. 5) and receiving TDs (nine, t-No. 7) in 2021-22.

2024 SEASON: Has started all nine games and ranks No. 3 on the team with 28 receptions for 376 yards (13.4 avg.) and a team-high five TDs...Is one of only three tight ends in the league (George Kittle, Cade Otton) to post 25-plus receptions, 375-plus receiving yards and four-plus receiving TDs this season...Among tight ends, ranks tied for No. 2 in the NFL in TD catches, No. 3 in yards per catch and No. 10 in receiving yards...Among players with 20-plus targets, ranks No. 1 among TEs and No. 2 among all players in passer rating when targeted (141.7)...Of his 28 catches, five have resulted in TDs, a 17.9 percentage that ranks No. 1 in the NFL among TEs and No. 5 among all players...Per TruMedia, ranks No. 2 in the league among tight ends in yards after the catch with 259...Is the only Green Bay tight end in the Super Bowl era to record two receptions of 65-plus yards in a season and is one of only two players in the NFL to do so this season (Jaguars WR Brian Thomas Jr.)...Has helped the offense rank No. 3 in the NFL in rushing (154.8 ypg) and No. 4 in explosive runs (31)...**At Philadelphia (Sept. 6):** Started and played 64 of 67 snaps, hauling in two passes for 37 yards (18.5 avg.) and helping to clear the way for the Packers' 163 rushing yards on 21 carries (7.8 avg.)...**Vs. Indianapolis (Sept. 15):** Started and played 56 of 70 snaps, catching two passes for 16 yards (8.0 avg.) and helping to block for the Packers' 261 rushing yards on 53 carries (4.9 avg.), the highest rushing-yardage total in a game by Green Bay since Sept. 28, 2003, vs. Denver (262 yards)...**At Tennessee (Sept. 22):** Started and played 42 of 63 snaps, posting a pair of catches for 24 yards (12.0 avg.) and helping to block for the Packers' 188 rushing yards on 37 carries (5.1 avg.). Added a tackle on special teams...**Vs. Minnesota (Sept. 29):** Started and played 65 of 76 snaps, matching his career high with six receptions for 53 yards (8.8 avg.) and a 13-yard TD grab with 10:16 remaining in the game...**At L.A. Rams (Oct. 6):** Started and played 50 of 59 snaps, finishing with a career-high 88 receiving yards and a career-best two TDs on four catches (22.0 avg.). Scored on a 66-yard catch early in the third quarter, tied for the third-longest TD catch by a Green Bay TE in the Super Bowl era behind only Paul Coffman's 78-yarder (Oct. 28, 1979) and Tom Crabtree's 72-yarder (Nov. 4, 2012). Added a 7-yard TD grab later in the third quarter...**Vs. Arizona (Oct. 13):** Started and played 60 of 73 snaps, catching two passes for 13 yards (6.5 avg.). Posted his first career rushing attempt, going under center on third-and-1 early in the fourth quarter and picking up the first down with a 2-yard sneak...**Vs. Houston (Oct. 20):** Started and played 55 of 58 snaps, posting three receptions for 33 yards (11.0 avg.) and a TD. Early in the second quarter, made a diving catch over the middle for a 14-yard TD...**At Jacksonville (Oct. 27):** Started and played 59 of 70 snaps, finishing with a team-high 78 yards receiving and a TD on three catches (26.0 avg.). It marked his 16th consecutive game with multiple catches, the longest streak by a Green Bay TE in the Super Bowl era. Posted a career-long 67-yard catch down the middle of the field from QB Jordan Love midway through the second quarter that he took to the Jacksonville 9. Added a 3-yard TD grab early in the fourth quarter from QB Malik Willis to give Green Bay a 27-17 lead...**Vs. Detroit (Nov. 3):** Started and played all 65 snaps, hauling in four passes for 34 yards (8.5 avg.).

REGULAR-SEASON COMPARISON: RECEIVING - CHICAGO BEARS

| DATE | OPP | W/L | GP/GS | REC | YDS | AVG. | TD | LG | TGTS | YAC |
|---------|------------|-----|-------|-----|-----|------|----|----|------|-----|
| 9/10/23 | GB @ CHI | W | P | 0 | 0 | 0 | 0 | 0 | 0 | 0 |
| 17/24 | GB vs. CHI | W | S | 3 | 31 | 10.3 | 0 | 15 | 3 | 19 |
| TOTALS | | 2/0 | 2/1 | 3 | 31 | 10.3 | 0 | 15 | 3 | 19 |

TUCKER KRAFT'S NFL REGULAR-SEASON RECEIVING STATISTICS

| DATE | TEAM | RECEIVING | | | | | | | | |
|------------|---------|-----------|----|-----|------|------|----|----|--|--|
| | | GP | GS | NO. | YDS. | AVG. | LG | TD | | |
| 2023 | Packers | 17 | 8 | 31 | 355 | 11.5 | 43 | 2 | | |
| 2024 | Packers | 9 | 9 | 28 | 376 | 13.4 | 67 | 5 | | |
| NFL TOTALS | | 26 | 17 | 59 | 731 | 12.4 | 67 | 7 | | |

TUCKER KRAFT'S NFL POSTSEASON RECEIVING STATISTICS

| DATE | TEAM | RECEIVING | | | | | | |
|------------|---------|-----------|----|-----|------|------|----|----|
| | | GP | GS | NO. | YDS. | AVG. | LG | TD |
| 2023 | Packers | 2 | 2 | 5 | 24 | 4.8 | 10 | 1 |
| NFL TOTALS | | 2 | 2 | 5 | 24 | 4.8 | 10 | 1 |

SINGLE-GAME HIGHS: RUSHING/RECEIVING

Longest Runs 2 vs. Detroit Lions, Nov 03, 2024
 2 vs. Arizona Cardinals, Oct 13, 2024
Receptions 6 vs. Minnesota Vikings, Sep 29, 2023
 6 at Minnesota Vikings, Dec 31, 2023
Receiving Yards 88 at Los Angeles Rams, Oct 06, 2024
 78 at Jacksonville Jaguars, Oct 27, 2024
Receiving Average 26.0 at Jacksonville Jaguars, Oct 27, 2024
 22.0 at Los Angeles Rams, Oct 06, 2024
Longest Receptions 67 at Jacksonville Jaguars, Oct 27, 2024
 66t at Los Angeles Rams, Oct 06, 2024

Receiving TDs 2 at Los Angeles Rams, Oct 06, 2024
 1 at Jacksonville Jaguars, Oct 27, 2024
 ...4 more at 1.
Special Teams Tackles 1 vs. Los Angeles Rams, Nov 05, 2023
 1 vs. Minnesota Vikings, Oct 29, 2023
 ...1 more at 1.
Most TDs 2 at Los Angeles Rams, Oct 06, 2024
 1 at Jacksonville Jaguars, Oct 27, 2024
 ...4 more at 1.
Scrimmage Yards 88 at Los Angeles Rams, Oct 06, 2024
 78 at Jacksonville Jaguars, Oct 27, 2024

2024 GXG REGULAR SEASON (PACKERS)

| DATE | OPPONENT | P/S | RECEIVING | | | | | RUSHING | | | | |
|--------------------|------------|------------|-----------|------------|-------------|-----------|----------|----------|----------|------------|----------|----------|
| | | | NO. | YDS. | AVG. | LG | TD | NO. | YDS. | AVG. | LG | TD |
| 09/06 | at Eagles | S | 2 | 37 | 18.5 | 29 | 0 | 0 | 0 | 0.0 | 0 | 0 |
| 09/15 | Colts | S | 2 | 16 | 8.0 | 17 | 0 | 0 | 0 | 0.0 | 0 | 0 |
| 09/22 | at Titans | S | 2 | 24 | 12.0 | 21 | 0 | 0 | 0 | 0.0 | 0 | 0 |
| 09/29 | Vikings | S | 6 | 53 | 8.8 | 21 | 1 | 0 | 0 | 0.0 | 0 | 0 |
| 10/06 | at Rams | S | 4 | 88 | 22.0 | 66t | 2 | 0 | 0 | 0.0 | 0 | 0 |
| 10/13 | Cardinals | S | 2 | 13 | 6.5 | 8 | 0 | 1 | 2 | 2.0 | 2 | 0 |
| 10/20 | Texans | S | 3 | 33 | 11.0 | 14t | 1 | 0 | 0 | 0.0 | 0 | 0 |
| 10/27 | at Jaguars | S | 3 | 78 | 26.0 | 67 | 1 | 0 | 0 | 0.0 | 0 | 0 |
| 11/03 | Lions | S | 4 | 34 | 8.5 | 13 | 0 | 1 | 2 | 2.0 | 2 | 0 |
| 2024 TOTALS | | 9-9 | 28 | 376 | 13.4 | 67 | 5 | 2 | 4 | 2.0 | 2 | 0 |

MARSHAWN LLOYD

32

RUNNING BACK
SOUTHERN CALIFORNIA

Rookie



Ht: 5-9 | Wt: 220 | Born: January 5, 2001 | NFL Games Played/Started: 1/0 | Acquired: D3a-24

AT A GLANCE

- Spent three years at the University of South Carolina (2020-22) before transferring to the University of Southern California for a season (2023).
- Appeared in 32 games with 14 starts during his three collegiate seasons, registering 1,621 rushing yards and 19 TDs on 291 carries (5.6 avg.) along with 34 receptions for 452 yards (13.3 avg.) and two TDs.
- Earned All-Pacific-12 honorable mention in 2023 after recording 820 rushing yards and nine TDs on 116 carries, an average of 7.07 yards per carry that ranked No. 11 in the nation.
- Selected by the Packers with the first of two picks in the third round (No. 88 overall) of the 2024 NFL Draft, becoming just the second running back from the University of Southern California to be drafted by Green Bay (Al Carmichael, No. 7 overall in 1953).
- Was a four-year letterman at DeMatha High School (Hyattsville, Md.) and was selected for The Opening Finals, the Under Armour All-American Bowl and the Polynesian Bowl.

2024 SEASON: Has played in one game and has rushed for 15 yards on six carries (2.5 avg.)...Was placed on injured reserve (ankle) on Sept. 17...**At Philadelphia (Sept. 6):** Inactive (hamstring)...**Vs. Indianapolis (Sept. 15):** Made his NFL debut, appearing on 10 snaps and rushing for 15 yards on six carries (2.5 avg.).

MARSHAWN LLOYD'S NFL REGULAR-SEASON RUSHING/RECEIVING STATISTICS

| DATE | TEAM | GP | GS | RUSHING | | | | | RECEIVING | | | | |
|-------------------|---------|----------|----------|----------|-----------|------------|----------|----------|-----------|----------|------------|----------|----------|
| | | | | NO. | YDS. | AVG. | LG | TD | NO. | YDS. | AVG. | LG | TD |
| 2024 | Packers | 1 | 0 | 6 | 15 | 2.5 | 5 | 0 | 1 | 3 | 3.0 | 3 | 0 |
| NFL TOTALS | | 1 | 0 | 6 | 15 | 2.5 | 5 | 0 | 1 | 3 | 3.0 | 3 | 0 |

SINGLE-GAME HIGHS: RUSHING/RECEIVING

Rush Attempts 6 vs. Indianapolis Colts, Sep 15, 2024
 Rushing Yards 15 vs. Indianapolis Colts, Sep 15, 2024
 Longest Runs 5 vs. Indianapolis Colts, Sep 15, 2024
 4 vs. Indianapolis Colts, Sep 15, 2024

Longest Receptions 3 vs. Indianapolis Colts, Sep 15, 2024
 All-Purpose Yards 15 vs. Indianapolis Colts, Sep 15, 2024
 Scrimmage Yards 15 vs. Indianapolis Colts, Sep 15, 2024

2024 GXG REGULAR SEASON (PACKERS)

| DATE | OPPONENT | P/S | RUSHING | | | | | RECEIVING | | | | |
|--------------------|------------|------------|-----------------|-----------|------------|----------|----------|-----------|----------|------------|----------|----------|
| | | | NO. | YDS. | AVG. | LG | TD | NO. | YDS. | AVG. | LG | TD |
| 09/06 | at Eagles | | INACTIVE/INJURY | | | | | | | | | |
| 09/15 | Colts | P | 6 | 15 | 2.5 | 5 | 0 | 1 | 3 | 3.0 | 3 | 0 |
| 09/22 | at Titans | | INJURED RESERVE | | | | | | | | | |
| 09/29 | Vikings | | INJURED RESERVE | | | | | | | | | |
| 10/06 | at Rams | | INJURED RESERVE | | | | | | | | | |
| 10/13 | Cardinals | | INJURED RESERVE | | | | | | | | | |
| 10/20 | Texans | | INJURED RESERVE | | | | | | | | | |
| 10/27 | at Jaguars | | INJURED RESERVE | | | | | | | | | |
| 11/03 | Lions | | INJURED RESERVE | | | | | | | | | |
| 2024 TOTALS | | 1-0 | 6 | 15 | 2.5 | 5 | 0 | 1 | 3 | 3.0 | 3 | 0 |

JORDAN LOVE

10

QUARTERBACK
UTAH STATE

Fifth NFL Season | Fifth Packers Season



Ht: 6-4 | Wt: 219 | Born: November 2, 1998 | NFL Games Played/Started: 34/25 | Acquired: D1-20

AT A GLANCE

- ▶ Became just the third quarterback in NFL history to post 4,000-plus passing yards (4,159) and 32-plus passing TDs (32) in his first season with multiple starts, joining Kurt Warner (1999) and Patrick Mahomes (2018).
- ▶ Became the first QB to help lead the Packers to the postseason in his first full year as a starter since at least 1950, when the league began recording starts for every player.
- ▶ Was one of four QBs (Dak Prescott, Brock Purdy, Baker Mayfield) to rank in the top 10 in the league in passing TDs (No. 2), passing yards (No. 7) and TD/INT ratio (No. 7, 2.91) in 2023.
- ▶ His 32 passing TDs were the fourth most by a QB in his first season with multiple starts, trailing only Mahomes (50 in 2018), Warner (41 in 1999) and Daunte Culpepper (33 in 2000).
- ▶ Threw for multiple TD passes with no INTs in a league-high nine games in 2023, tied for No. 1 in NFL history (Purdy) for the most by a QB in his first 18 career starts.
- ▶ Over the final eight games last season, completed 196 of 279 passes (70.3 pct.) for 2,150 yards and 18 TDs with one INT for a 112.7 rating, joining Aaron Rodgers (Nov. 14, 2021-Jan. 9, 2022) as the only Green Bay QBs to post 2,150-plus passing yards, 18-plus passing TDs, one/zero interceptions and a completion percentage of 70-plus over an eight-game span in a single season.
- ▶ Finished his career at Utah State ranked No. 2 in school history in passing yards (8,600), completions (689) and attempts (1,125), tied for No. 2 in TD passes (60), and No. 3 in completion percentage (61.2) despite playing just three seasons.
- ▶ Earned honorable mention All-Mountain West recognition as a junior in 2019 after setting a single-season school record with 293 completions and posting 3,402 passing yards, the second most in a season in school history. As a sophomore in 2018, set Utah State single-season records for TD passes (32), passing yards (3,567) and 300-yard passing games (seven).

2024 SEASON: Has started all seven games he has appeared in and has throwing for 1,820 yards and 15 TDs with 10 INTs on 147-of-240 passing (61.3 pct.) for an 88.2 rating...Ranks No. 4 in the NFL in passing TDs per game (2.14), No. 6 in TD percentage (6.3) and is tied for No. 8 in TD passes...Is tied for No. 4 in the NFL in games with three-plus passing TDs (three)...Is tied for No. 11 in the league in completions of 25-plus yards (18)...Has rushed for 28 yards on 13 carries (2.2 avg.)...Was sidelined for two games (Weeks 2-3) due to a knee injury...**At Philadelphia (Sept. 6):** Threw for 260 yards and two TDs on 17-of-34 passing (50.0 pct.) with one INT for an 83.0 rating. Connected with WR Jayden Reed on a 70-yard TD pass with just over five minutes remaining in the third quarter, the longest TD pass of his career and the second-longest completion of his career. Went over the 5,000-yard passing mark for his career on his 33-yard completion to Reed late in the fourth quarter. Sustained a knee injury with six seconds remaining in the game and was sidelined for the final two plays of the game...**Vs. Indianapolis (Sept. 15):** Inactive (knee), the first game he had missed due to injury in his career...**At Tennessee (Sept. 22):** Inactive (knee)...**Vs. Minnesota (Sept. 29):** Threw for a career-high 389 yards and a career-best four TDs on 32-of-54 passing (59.3 pct.), with the 32 completions being a single-game career high. Became just the third QB in team history to post 375-plus passing yards, four-plus TD pass and 30-plus completions in a game (Matt Flynn, Jan. 1, 2012; Aaron Rodgers, Sept. 15, 2013). Posted 271 passing yards in the second half, the most in his career in either half, along with three TD passes and one INT for a 114.7 rating. Posted a career-high nine explosive passes (16-plus yards) on the afternoon...**At L.A. Rams (Oct. 6):** Connected on 15 of 26 passes (57.7 pct.) for 224 yards and two TDs with one INT for a 95.7 rating, the 11th time in his last 12 games that he has thrown multiple TD passes. Threw a 66-yard TD pass to TE Tucker Kraft in the third quarter and found WR Jayden Reed on a 53-yard completion in the first quarter, the first time in his career that he had completed a pair of 50-yard passes in a game...**Vs. Arizona (Oct. 13):** Tied his career high with four TD passes, connecting on 22 of 32 passes (68.8 pct.) for 258 yards with one INT for a 119.5 rating. Became the first Green Bay QB since Brett Favre in 1995 to throw four-plus TD passes in back-to-back games at Lambeau Field in the same season...**Vs. Houston (Oct. 20):** Threw for 220 yards and three TDs on 24-of-33 passing (72.7 pct.) with two INTs for a 95.5 rating, becoming the first Green Bay QB to throw three-plus TD passes in three straight home games in a single season since Rodgers in 2014. Posted multiple TD passes in his ninth straight game, the third-longest streak in team history behind only Rodgers' 13-game streak in 2011 and Favre's 12-game streak in 1994-95. His final TD pass of the afternoon, an 8-yarder to RB Josh Jacobs midway through the third quarter, was the 50th TD pass of his career...**At Jacksonville (Oct. 27):** Connected on 14 of 22 passes (63.6 pct.) for 196 yards with an INT for a 73.3 rating before departing the game on Green Bay's first series of the second half due to a groin injury he originally sustained on the Packers' opening drive of the game...**Vs. Detroit (Nov. 3):** Threw for 273 yards on 23-of-39 passing (59.0 pct.) with one INT for a 69.7 rating. Posted five explosive passes (16-plus yards), tied for his second most in a game this season.

REGULAR-SEASON COMPARISON: PASSING - CHICAGO BEARS

| DATE | OPP | W/L | GP/GS | C | ATT | YDS. | AVG. | TD | LG | INT | SK | SKYD | RTG |
|---------------|------------|------------|------------|-----------|-----------|------------|------------|----------|-----------|----------|----------|-----------|-------|
| 9/10/23 | GB @ CHI | W | S | 15 | 27 | 245 | 9.1 | 3 | 51 | 0 | 1 | 8 | 123.2 |
| 1/7/24 | GB vs. CHI | W | S | 27 | 32 | 316 | 9.9 | 2 | 59 | 0 | 1 | 8 | 128.6 |
| TOTALS | | 2/0 | 2/2 | 42 | 59 | 561 | 9.5 | 5 | 59 | 0 | 2 | 16 | -- |

JORDAN LOVE'S NFL REGULAR-SEASON PASSING/RUSHING STATISTICS

| DATE | TEAM | GP | GS | PASSING | | | | | | | | | | RUSHING | | | | | |
|---------------|---------|-----------|-----------|------------|------------|-------------|--------------|------------|-----------|-----------|-----------|-----------|------------|-------------|-----------|------------|------------|-----------|----------|
| | | | | ATT. | CMP. | PCT. | YDS | AVG. | TD | INT. | LG | SK | LST | RATE | NO. | YDS. | AVG. | LG | TD |
| 2021 | Packers | 6 | 1 | 62 | 36 | 58.1 | 411 | 6.6 | 2 | 3 | 62t | 3 | 23 | 68.7 | 12 | 27 | 2.3 | 10 | 0 |
| 2022 | Packers | 4 | 0 | 21 | 14 | 66.7 | 195 | 9.3 | 1 | 0 | 63t | 0 | 0 | 112.2 | 1 | -1 | -1.0 | 0 | 0 |
| 2023 | Packers | 17 | 17 | 579 | 372 | 64.2 | 4,159 | 7.2 | 32 | 11 | 77 | 30 | 242 | 96.1 | 50 | 247 | 4.9 | 37 | 4 |
| 2024 | Packers | 7 | 7 | 240 | 147 | 61.3 | 1,820 | 7.6 | 15 | 10 | 70t | 7 | 62 | 88.2 | 13 | 28 | 2.2 | 12 | 0 |
| TOTALS | | 34 | 25 | 902 | 569 | 63.1 | 6,585 | 7.3 | 50 | 24 | 77 | 40 | 327 | 92.5 | 76 | 301 | 4.0 | 37 | 4 |

JORDAN LOVE'S NFL POSTSEASON PASSING/RUSHING STATISTICS

| | | PASSING | | | | | | | | | | | | | RUSHING | | | | |
|---------------|---------|----------|----------|-----------|-----------|-------------|------------|------------|----------|----------|-----------|----------|----------|--------------|----------|----------|------------|----------|----------|
| DATE | TEAM | GP | GS | ATT. | CMP. | PCT. | YDS | AVG. | TD | INT. | LG | SK | LST | RATE | NO. | YDS. | AVG. | LG | TD |
| 2023 | Packers | 2 | 2 | 55 | 37 | 67.3 | 466 | 8.5 | 5 | 2 | 46 | 0 | 0 | 108.6 | 6 | 2 | 0.3 | 3 | 0 |
| TOTALS | | 2 | 2 | 55 | 37 | 67.3 | 466 | 8.5 | 5 | 2 | 46 | 0 | 0 | 108.6 | 6 | 2 | 0.3 | 3 | 0 |

SINGLE-GAME HIGHS: QUARTERBACK

| | | | |
|-----------------------|---|-----------------|--|
| Pass Attempts | 54 vs. Minnesota Vikings, Sep 29, 2024 44 vs. New Orleans Saints, Sep 24, 2023 | Passer Rating | 146.8 at Philadelphia Eagles, Nov 27, 2022 128.6 vs. Chicago Bears, Jan 07, 2024 |
| Pass Completions | 32 vs. Minnesota Vikings, Sep 29, 2024 29 vs. Tampa Bay Buccaneers, Dec 17, 2023 | Rush Attempts | 9 vs. New Orleans Saints, Sep 24, 2023 5 vs. Arizona Cardinals, Oct 13, 2024 ...1 more at 5. |
| Yards Passing | 389 vs. Minnesota Vikings, Sep 29, 2024 322 vs. Los Angeles Chargers, Nov 19, 2023 | Rushing Yards | 39 at Detroit Lions, Nov 23, 2023 39 vs. New Orleans Saints, Sep 24, 2023 |
| TD Passes | 4 vs. Arizona Cardinals, Oct 13, 2024 4 vs. Minnesota Vikings, Sep 29, 2024 | Rushing Average | 4.3 vs. New Orleans Saints, Sep 24, 2023 |
| Long Passes | 77 at Las Vegas Raiders, Oct 09, 2023 70 at Philadelphia Eagles, Sep 06, 2024 | Longest Runs | 37 at Detroit Lions, Nov 23, 2023 26 at Las Vegas Raiders, Oct 09, 2023 |
| Completion Percentage | 84.4 vs. Chicago Bears, Jan 07, 2024 76.9 vs. Los Angeles Rams, Nov 05, 2023 | Rushing TDs | 1 at Minnesota Vikings, Dec 31, 2023 1 at Carolina Panthers, Dec 24, 2023 ...2 more at 1. |

2024 GXG REGULAR SEASON (PACKERS)

| | | PASSING | | | | | | | | | | | | | RUSHING | | | |
|--------------------|------------|------------|-----------------|------------|--------------|-------------|------------|-------------|-----------|-----------|------------|-------------|-------------|-----------|-----------|-----------|----------|--|
| DATE | OPPONENT | P/S | ATT | CMP | YDS | PCT | Y/A | Y/C | TD | INT | LG | SK/YD | RATE | ATT | YDS | LG | TD | |
| 09/06 | at Eagles | S | 34 | 17 | 260 | 50.0 | 7.6 | 15.3 | 2 | 1 | 70t | 1/5 | 83.0 | 0 | 0 | 0 | 0 | |
| 09/15 | Colts | | INACTIVE/INJURY | | | | | | | | | | | | | | | |
| 09/22 | at Titans | | INACTIVE/INJURY | | | | | | | | | | | | | | | |
| 09/29 | Vikings | S | 54 | 32 | 389 | 59.3 | 7.2 | 12.2 | 4 | 3 | 42 | 1/10 | 83.0 | 1 | 6 | 6 | 0 | |
| 10/06 | at Rams | S | 26 | 15 | 224 | 57.7 | 8.6 | 14.9 | 2 | 1 | 66t | 2/22 | 95.7 | 3 | 10 | 12 | 0 | |
| 10/13 | Cardinals | S | 32 | 22 | 258 | 68.8 | 8.1 | 11.7 | 4 | 1 | 44t | 0/0 | 119.5 | 5 | 13 | 6 | 0 | |
| 10/20 | Texans | S | 33 | 24 | 220 | 72.7 | 6.7 | 9.2 | 3 | 2 | 30t | 3/25 | 95.5 | 0 | 0 | 0 | 0 | |
| 10/27 | at Jaguars | S | 22 | 14 | 196 | 63.6 | 8.9 | 14.0 | 0 | 1 | 67 | 0/0 | 73.3 | 1 | -1 | -1 | 0 | |
| 11/03 | Lions | S | 39 | 23 | 273 | 59.0 | 7.0 | 11.9 | 0 | 1 | 41 | 0/0 | 69.7 | 3 | 0 | 0 | 0 | |
| 2024 TOTALS | | 7-7 | 240 | 147 | 1,820 | 61.3 | 7.6 | 12.4 | 15 | 10 | 70t | 7/62 | 88.2 | 13 | 28 | 12 | 0 | |

ISAIAH MCDUFFIE

58

LINEBACKER
BOSTON COLLEGE

Fourth NFL Season | Fourth Packers Season



Ht: 6-1 | Wt: 227 | Born: July 21, 1999 | NFL Games Played/Started: 55/18 | Acquired: D6b-21

AT A GLANCE

- » Played in 16 games in 2023 and set career highs in games started (eight), tackles (82, No. 2 on the team), solo tackles (52, tied for No. 3 on the team), tackles for a loss (five) and QB hits (three), and recorded the first half-sack and pass defended of his career. Also appeared in both postseason contests and made his first career playoff start.
- » Saw action in all 17 games in 2022 and made his first career start. Posted 30 tackles (19 solo) on defense and was tied for the team lead with a career-high 13 special teams tackles.
- » Played in 13 games as a rookie and registered two tackles on special teams while also appearing in the postseason contest, where he recorded a special teams tackle.
- » Earned second-team All-Atlantic Coast Conference honors in 2020 after ranking No. 5 in the nation and No. 2 in the ACC with a career-best 107 tackles (54 solo).
- » A two-way performer at linebacker and running back who played for his dad, head coach Stevenson McDuffie, at Bennett High School in Buffalo, N.Y. Was a three-time captain and finished with school records for single-season tackles (161), single-game tackles (29), career touchdowns (70) and career rushing yards (5,529).

2024 SEASON: Has started all nine games, recording 54 tackles (26 solo), a shared sack, a tackle for a loss, three quarterback hits and a career-high two passes defended...Ranks No. 2 on the team in tackles...Has posted one tackle on special teams...**At Philadelphia (Sept. 6):** Started and played 74 of 76 snaps on defense, recording six tackles (three solo) and a QB hit. Also saw action on nine special teams snaps...**Vs. Indianapolis (Sept. 15):** Started and played 50 of 56 snaps on defense, recording four tackles (three solo), a QB hit and a pass defended. Broke up a pass intended for RB Jonathan Taylor on third down on the Colts' first drive of the game, forcing Indianapolis to punt. Hit QB Anthony Richardson, forcing an incompleton to WR Michael Pittman Jr. on the Colts' first drive of the second half...**At Tennessee (Sept. 22):** Started and played 42 snaps on defense, leading the team with a season-high nine tackles (six solo), a shared sack and a QB hit. Helped LB Quay Walker sack QB Will Levis on fourth-and-2 to force a turnover on downs and give the Packers' offense the ball at the Tennessee 36...**Vs. Minnesota (Sept. 29):** Started and played 52 snaps on defense, recording six tackles (two solo) and a pass defended. Deflected a pass intended for WR Justin Jefferson on the Vikings' first drive of the game. Also appeared on 10 special teams snaps, posting a tackle on punt coverage...**At L.A. Rams (Oct. 6):** Started and played 46 snaps on defense, finishing with nine tackles (three solo) to tie his season high. Also saw action on seven special teams plays...**Vs. Arizona (Oct. 13):** Started and played 26 defensive snaps, posting three tackles (two solo). Also appeared on five special teams snaps...**Vs. Houston (Oct. 20):** Started and played 44 snaps on defense, recording four tackles (two solo). Also saw action on 10 special teams snaps...**At Jacksonville (Oct. 27):** Started and played 38 snaps on defense, recording eight tackles (four solo). Also appeared on 11 special teams plays...**Vs. Detroit (Nov. 3):** Started and played 19 snaps on defense, recording five tackles (one solo) and a tackle for a loss. Tackled RB David Montgomery for a loss of a yard on the final play of the third quarter. Also saw action on six special teams snaps.

REGULAR-SEASON COMPARISON: DEFENSIVE - CHICAGO BEARS

| DATE | OPP | W/L | GP/GS | TACKLES | | | | | | | INT | TFL | PD | QBH | TD | MISC | |
|---------------|------------|-----|------------|------------|----------|----------|----------|------------|------------|----------|----------|----------|----------|----------|----------|----------|----------|
| | | | | TOT | SOLO | ASST | SACK | YDS. | FF | FR | | | | | | FF | FR |
| 9/18/22 | GB vs. CHI | W | P | 0 | 0 | 0 | 0.0 | 0.0 | 0 | 0 | 0 | 0 | 0 | 0 | 0 | 0 | 0 |
| 12/4/22 | GB @ CHI | W | P | 0 | 0 | 0 | 0.0 | 0.0 | 0 | 0 | 0 | 0 | 0 | 0 | 0 | 0 | 0 |
| 9/10/23 | GB @ CHI | W | P | 3 | 2 | 1 | 0.0 | 0.0 | 0 | 0 | 0 | 0 | 0 | 0 | 0 | 0 | 0 |
| TOTALS | | | 3/0 | 3/0 | 3 | 2 | 1 | 0.0 | 0.0 | 0 | 0 | 0 | 0 | 0 | 0 | 0 | 0 |

ISAIAH MCDUFFIE'S NFL REGULAR-SEASON DEFENSIVE STATISTICS

| YEAR | TEAM | GP | GS | TK | S | A | TACKLES | | | | | INTERCEPTIONS | | | | | | | ST | | | MISC | | | | |
|-------------------|---------|-----------|-----------|------------|-----------|-----------|----------|----------|------------|------------|----------|---------------|----------|----------|----------|----------|----------|----------|-----------|-----------|----------|----------|----------|----------|----------|----------|
| | | | | | | | TFL | YDS | SK | YDS | QBH | NO | YDS | LG | TD | PD | FF | FR | TD | YDS | TK | S | A | FF | FR | S |
| 2021 | Packers | 13 | 0 | 0 | 0 | 0 | 0 | 0.0 | 0.0 | 0 | 0 | 0 | 0 | 0 | 0 | 0 | 0 | 0 | 2 | 0 | 2 | 0 | 0 | 0 | 0 | 0 |
| 2022 | Packers | 17 | 1 | 30 | 19 | 11 | 0 | 0.0 | 0.0 | 0 | 0 | 0 | 0 | 0 | 0 | 0 | 0 | 0 | 13 | 8 | 5 | 0 | 1 | 0 | 0 | 0 |
| 2023 | Packers | 16 | 8 | 82 | 52 | 30 | 5 | 8 | 0.5 | 5.0 | 3 | 0 | 0 | 0 | 1 | 0 | 0 | 0 | 4 | 4 | 0 | 0 | 0 | 0 | 0 | 0 |
| 2024 | Packers | 9 | 9 | 54 | 26 | 28 | 1 | 1 | 0.5 | 0.0 | 3 | 0 | 0 | 0 | 2 | 0 | 0 | 0 | 1 | 1 | 0 | 0 | 0 | 0 | 0 | 0 |
| NFL TOTALS | | 55 | 18 | 166 | 97 | 69 | 6 | 9 | 1.0 | 5.0 | 6 | 0 | 0 | 0 | 3 | 0 | 0 | 0 | 20 | 13 | 7 | 0 | 1 | 0 | 0 | 0 |

ISAIAH MCDUFFIE'S NFL POSTSEASON DEFENSIVE STATISTICS

| YEAR | TEAM | GP | GS | TK | S | A | TACKLES | | | | | INTERCEPTIONS | | | | | | | ST | | | MISC | | | | | |
|-------------------|---------|----------|----------|----------|----------|----------|----------|------------|------------|----------|----------|---------------|----------|----------|----------|----------|----------|----------|----------|----------|----------|----------|----------|----------|----------|----------|----------|
| | | | | | | | TFL | YDS | SK | YDS | QBH | NO | YDS | LG | TD | PD | FF | FR | TD | YDS | TK | S | A | FF | FR | S | A |
| 2021 | Packers | 1 | 0 | 0 | 0 | 0 | 0 | 0.0 | 0.0 | 0 | 0 | 0 | 0 | 0 | 0 | 0 | 0 | 0 | 0 | 1 | 1 | 0 | 0 | 0 | 0 | 0 | 0 |
| 2023 | Packers | 2 | 1 | 4 | 3 | 1 | 0 | 0.0 | 0.0 | 0 | 0 | 0 | 0 | 0 | 0 | 0 | 0 | 0 | 0 | 2 | 2 | 0 | 0 | 0 | 0 | 0 | 0 |
| NFL TOTALS | | 3 | 1 | 4 | 3 | 1 | 0 | 0.0 | 0.0 | 0 | 0 | 0 | 0 | 0 | 0 | 0 | 0 | 0 | 3 | 3 | 0 | 0 | 0 | 0 | 0 | 0 | 0 |

SINGLE-GAME HIGHS: DEFENSIVE

Total Tackles 12 vs. Dallas Cowboys, Nov 13, 2022
 11 at Detroit Lions, Nov 23, 2023
Solo Tackles 7 at Pittsburgh Steelers, Nov 12, 2023
 7 at Denver Broncos, Oct 22, 2023
 ...1 more at 7.
Sacks 0.5 at Tennessee Titans, Sep 22, 2024
 0.5 at Minnesota Vikings, Dec 31, 2023

Passes Defensed 1 vs. Minnesota Vikings, Sep 29, 2024
 1 vs. Indianapolis Colts, Sep 15, 2024
 ...1 more at 1.
Tackles For Loss 2 vs. Los Angeles Rams, Nov 05, 2023
 1 vs. Detroit Lions, Nov 03, 2024
 ...3 more at 1.
Special Teams Tackles 2 vs. Detroit Lions, Sep 28, 2023
 2 vs. Detroit Lions, Jan 08, 2023
 ...1 more at 2.

2024 GXG REGULAR SEASON (PACKERS)

| DATE OPPONENT | P/S | TK | S | A | SK | YDS | INT | PD | FF | FR |
|--------------------|------------|-----------|-----------|-----------|------------|------------|----------|----------|----------|----------|
| 09/06 at Eagles | S | 6 | 3 | 3 | 0.0 | 0.0 | 0 | 0 | 0 | 0 |
| 09/15 Colts | S | 4 | 3 | 1 | 0.0 | 0.0 | 0 | 1 | 0 | 0 |
| 09/22 at Titans | S | 9 | 6 | 3 | 0.5 | 0.0 | 0 | 0 | 0 | 0 |
| 09/29 Vikings | S | 6 | 2 | 4 | 0.0 | 0.0 | 0 | 1 | 0 | 0 |
| 10/06 at Rams | S | 9 | 3 | 6 | 0.0 | 0.0 | 0 | 0 | 0 | 0 |
| 10/13 Cardinals | S | 3 | 2 | 1 | 0.0 | 0.0 | 0 | 0 | 0 | 0 |
| 10/20 Texans | S | 4 | 2 | 2 | 0.0 | 0.0 | 0 | 0 | 0 | 0 |
| 10/27 at Jaguars | S | 8 | 4 | 4 | 0.0 | 0.0 | 0 | 0 | 0 | 0 |
| 11/03 Lions | S | 5 | 1 | 4 | 0.0 | 0.0 | 0 | 0 | 0 | 0 |
| 2024 TOTALS | 9-9 | 54 | 26 | 28 | 0.5 | 0.0 | 0 | 2 | 0 | 0 |

XAVIER MCKINNEY

29 SAFETY ALABAMA

Fifth NFL Season | First Packers Season



Ht: 6-0 | Wt: 201 | Born: August 9, 1999 | NFL Games Played/Started: 58/55 | Acquired: UFA (NYG)-24

AT A GLANCE

- » First name is pronounced ZAY-vier.
- » Was one of only two NFL players (S Jordan Whitehead) to register 250-plus tackles (254), eight-plus interceptions (eight) and 25-plus passes defended (26) over the past three seasons (2021-23).
- » Ranked No. 2 in the NFL (per STATs) among NFL safeties in passes defended (26) over the past three seasons (2021-23) behind only Justin Simmons (27).
- » In 2023, was one of only four players in the league (Antoine Winfield Jr., Julian Love, Quincy Williams) to post 100-plus tackles (116), 10-plus passes defended (11), a forced fumble (one) and a fumble recovery (two). Was the first Giant to hit those marks in a season since DB Terrell Thomas in 2010.
- » Was tied for the league lead among safeties with a career-high five INTs in 2021.
- » During his four seasons with the Giants, helped the defense rank No. 10 in the NFL over that span in opponent passer rating (89.0) and tied for No. 7 in TD passes allowed (91).
- » As a junior at Alabama in 2019, earned first-team All-Southeastern Conference honors from the coaches and media and was named a semifinalist for the Jim Thorpe Award, presented annually to the nation's top defensive back.

2024 SEASON: Has started all nine contests and has posted 40 tackles (25 solo), a sack, two tackles for a loss, seven passes defended (tied for No. 1 on the team), a QB hit, a fumble recovery and six interceptions (tied for No. 1 in the NFL)...Is the first player in team history to record six games with an INT in the first eight games of a season...Since the 1970 AFL-NFL merger, is tied for the second-most games with an INT (six) in the first eight contests behind only Washington DB Lemar Parrish (seven games in 1979)...Is the first Packer since CB Willie Buchanan in 1978 to post six interceptions in the team's first eight games of the season...Became the first player in team history to register an INT in each of his first five games in a Green Bay uniform...Is the first NFL player since the 1970 merger with an INT in each of his first five games with a team...His streak of five straight games with an INT tied for the longest streak in franchise history (Irv Comp in 1943)...Is the fourth NFL player since 1970 with a takeaway in each of his team's first five games of a season, joining Trevon Diggs (2021), Brian Russell (2003) and Lemar Parrish (1979)...Dating back to last season, had at least one INT in six games (Week 18 of 2023 and Weeks 1-5 of 2024), tied with eight other players for the longest INT streak since the 1970 merger...Tied for the sixth-longest streak in NFL history behind only Tom Morrow (eight in 1962-63) and four players with seven...His seven INTs over six games tied for the most in the NFL since 2010 over a six-game span with Cowboys CB Trevon Diggs (2021) and Chiefs CB Marcus Peters (2015-16)...**At Philadelphia (Sept. 6):** Played all 76 defensive snaps in his Packer debut, posting four tackles (three solo), a pass defended and intercepted QB Jalen Hurts when he undercut a deep pass early in the first quarter, returning it 17 yards to the Philadelphia 19-yard line. It was his fourth interception in five regular-season games against the Eagles, the most he has against one team. Tied Dallas CB Trevon Diggs for the most interceptions against Philadelphia since 2020...**Vs. Indianapolis (Sept. 15):** Was one of three players to play all 56 defensive snaps, recording four tackles (three solo), a tackle for a loss, a pass defended and picked off QB Anthony Richardson on an overthrow deep over the middle, returning it 18 yards to the Green Bay 31-yard line. On third-and-1 on the first play of the fourth quarter, tracked down RB Trey Sermon on an option play for a loss of 4 yards, forcing a 50-yard field goal that missed wide left...**At Tennessee (Sept. 22):** One of two defenders to play all 54 defensive snaps, recording four tackles (three solo) and a pass defended, and leaped into the air on a deep ball down the sideline to intercept QB Will Levis at the Green Bay 18-yard line with just over two minutes to play in the game...**Vs. Minnesota (Sept. 29):** One of two Packers to see action on all 68 defensive snaps, posting four tackles (two solo), an interception and a pass defended. With 10:24 left in the third quarter and the Vikings on the Green Bay 20-yard line, intercepted a pass to the sideline at the Green Bay 2 when he jumped to cut in front of RB Aaron Jones...**At L.A. Rams (Oct. 6):** One of four Packers to play on all 78 defensive snaps, recording three tackles (two solo), an interception, two passes defended and a fumble recovery. Both takeaways came in the third quarter on back-to-back drives and each led to a TD on the Packers' ensuing drive. Became the first Packer to have an INT and an opponent fumble recovery in a quarter since Charles Woodson (third quarter) at Carolina in Week 2 of 2011...**Vs. Arizona (Oct. 13):** One of three Packers to play all 58 defensive snaps, recording four tackles (all solo for a season high)...**Vs. Houston (Oct. 20):** One of three Packers to play all 64 defensive snaps, registering six tackles (five solo), a tackle for a loss and a QB hit, and registered the first sack as a Packer (second of his career) when he blitzed off the edge to blindside QB C.J. Stroud for as loss of 8 yards on third-and-6. Part of a defense that held Stroud to a career-low 86 passing yards on 10-of-21 passing for a 58.8 rating...**At Jacksonville (Oct. 27):** One of three Packer defenders to play all 57 snaps, recording six tackles (four solo), a pass defended and an interception of QB Trevor Lawrence on a deep pass that set up Green Bay at the Jacksonville 28. The Packers scored four plays later to go up, 7-0...**Vs. Detroit (Nov. 3):** One of four Packers to play all 57 defensive snaps and posted five tackles (all assists).

REGULAR-SEASON COMPARISON: DEFENSIVE - CHICAGO BEARS

| DATE | OPP | W/L | GP/GS | TACKLES | | | | | | | INT | TFL | PD | QBH | TD | MISC | | FR |
|---------|-------------|-----|-------|---------|------|------|------|------|------|----|-----|-----|----|-----|----|------|---|----|
| | | | | TOT | SOLO | ASST | SACK | YDS. | YDS. | FF | | | | | | FF | | |
| 1/2/22 | NYG @ CHI | L | S | 6 | 4 | 2 | 0.0 | 0.0 | 0 | 0 | 1 | 0 | 0 | 0 | 0 | 0 | 0 | |
| 10/2/22 | NYG vs. CHI | W | S | 4 | 1 | 3 | 0.0 | 0.0 | 0 | 0 | 0 | 0 | 0 | 0 | 0 | 0 | | |
| TOTALS | | 1/1 | 2/2 | 10 | 5 | 5 | 0.0 | 0.0 | 0 | 0 | 1 | 0 | 0 | 0 | 0 | 0 | | |

XAVIER MCKINNEY'S NFL REGULAR-SEASON DEFENSIVE STATISTICS

| YEAR | TEAM | GP | GS | TK | S | TACKLES | | | | | INTERCEPTIONS | | | | | ST | | | MISC | | | | | | |
|------------|---------|----|----|-----|-----|---------|-----|-----|-----|------|---------------|----|-----|----|----|----|----|----|------|----|-----|----|---|---|----|
| | | | | | | A | TFL | YDS | SK | YDS | QBH | NO | YDS | LG | TD | PD | FF | FR | | TD | YDS | TK | S | A | FF |
| 2020 | Giants | 6 | 4 | 24 | 14 | 10 | 1 | 3 | 0.0 | 0.0 | 0 | 1 | 0 | 0 | 0 | 0 | 0 | 0 | 1 | 0 | 1 | 0 | 0 | 0 | 0 |
| 2021 | Giants | 17 | 16 | 93 | 59 | 34 | 1 | 2 | 0.0 | 0.0 | 0 | 5 | 64 | 41 | 1 | 10 | 0 | 0 | 0 | 0 | 0 | 0 | 0 | 0 | 0 |
| 2022 | Giants | 9 | 9 | 44 | 28 | 16 | 2 | 8 | 1.0 | 8.0 | 1 | 0 | 0 | 0 | 5 | 1 | 0 | 0 | 0 | 1 | 1 | 0 | 0 | 0 | 0 |
| 2023 | Giants | 17 | 17 | 116 | 78 | 38 | 2 | 2 | 0.5 | 3.0 | 1 | 3 | 22 | 18 | 0 | 11 | 1 | 2 | 0 | 0 | 0 | 0 | 0 | 0 | 0 |
| 2024 | Packers | 9 | 9 | 40 | 25 | 15 | 2 | 12 | 1.0 | 8.0 | 1 | 6 | 63 | 28 | 0 | 7 | 0 | 1 | 0 | 7 | 2 | 1 | 1 | 0 | 0 |
| NFL TOTALS | | 58 | 55 | 317 | 204 | 113 | 8 | 27 | 2.5 | 19.0 | 3 | 15 | 149 | 41 | 1 | 34 | 2 | 3 | 0 | 7 | 4 | 2 | 2 | 0 | 0 |

XAVIER MCKINNEY'S NFL POSTSEASON DEFENSIVE STATISTICS

| YEAR | TEAM | GP | GS | TACKLES | | | | | INTERCEPTIONS | | | | | | | | | | ST | | | | MISC | | | | | |
|-------------------|--------|----------|----------|-----------|----------|----------|----------|----------|---------------|------------|----------|----------|----------|----------|----------|----------|----------|----------|----------|----------|----------|----------|----------|----------|----------|----------|----------|----------|
| | | | | TK | S | A | TFL | YDS | SK | YDS | QBH | NO | YDS | LG | TD | PD | FF | FR | TD | YDS | TK | S | A | FF | FR | S | A | |
| 2022 | Giants | 2 | 2 | 16 | 8 | 8 | 1 | 1 | 1.0 | 6.0 | 0 | 0 | 0 | 0 | 0 | 2 | 1 | 0 | 0 | 0 | 0 | 0 | 0 | 0 | 0 | 0 | 0 | 0 |
| NFL TOTALS | | 2 | 2 | 16 | 8 | 8 | 1 | 1 | 1.0 | 6.0 | 0 | 0 | 0 | 0 | 0 | 2 | 1 | 0 | 0 | 0 | 0 | 0 | 0 | 0 | 0 | 0 | 0 | 0 |

SINGLE-GAME HIGHS: DEFENSIVE

| | | | |
|--------------------------|--|----------------------------------|---|
| Total Tackles | 13 at Washington Commanders, Nov 19, 2023 10 at Philadelphia Eagles, Dec 25, 2023 ...3 more at 10. | Tackles For Loss | 1 vs. Indianapolis Colts, Sep 15, 2024 1 vs. Los Angeles Rams, Dec 31, 2023 ...5 more at 1. |
| Solo Tackles | 8 at Washington Commanders, Nov 19, 2023 8 at Dallas Cowboys, Nov 12, 2023 1.0 at Seattle Seahawks, Oct 30, 2022 0.5 at Philadelphia Eagles, Dec 25, 2023 | Interceptions | 2 vs. Philadelphia Eagles, Jan 07, 2024 2 vs. Las Vegas Raiders, Nov 07, 2021 ...1 more at 2. |
| Sacks | 3 vs. Philadelphia Eagles, Jan 07, 2024 2 vs. New England Patriots, Nov 26, 2023 ...7 more at 2. | Interception Return Yards | 41 vs. Las Vegas Raiders, Nov 07, 2021 28 at Los Angeles Rams, Oct 06, 2024 |
| Passes Defensed | 1 at Miami Dolphins, Oct 08, 2023 1 at Jacksonville Jaguars, Oct 23, 2022 1 at Los Angeles Rams, Oct 06, 2024 | Special Teams Tackles | 1 vs. Detroit Lions, Nov 03, 2024 1 at Tennessee Titans, Sep 22, 2024 ...2 more at 1. |
| Forced Fumbles | 1 at Los Angeles Rams, Oct 06, 2024 1 vs. Green Bay Packers, Dec 11, 2023 ...1 more at 1. | Longest Opp Fumble Return | 7 at Los Angeles Rams, Oct 06, 2024 |
| Fumble Recoveries | | | |

2024 GXG REGULAR SEASON (PACKERS)

| DATE | OPPONENT | P/S | TK | S | A | SK | YDS | INT | PD | FF | FR |
|--------------------|------------|------------|-----------|-----------|-----------|------------|------------|----------|----------|----------|----------|
| 09/06 | at Eagles | S | 4 | 3 | 1 | 0 | 0 | 0 | 1 | 1 | 0 |
| 09/15 | Colts | S | 4 | 3 | 1 | 0 | 0 | 0 | 1 | 1 | 0 |
| 09/22 | at Titans | S | 4 | 3 | 1 | 0 | 0 | 0 | 1 | 1 | 0 |
| 09/29 | Vikings | S | 4 | 1 | 3 | 0 | 0 | 0 | 1 | 1 | 0 |
| 10/06 | at Rams | S | 3 | 2 | 1 | 0 | 0 | 0 | 1 | 2 | 0 |
| 10/13 | Cardinals | S | 4 | 4 | 0 | 0 | 0 | 0 | 0 | 0 | 0 |
| 10/20 | Texans | S | 6 | 5 | 1 | 1.0 | 8.0 | 0 | 0 | 0 | 0 |
| 10/27 | at Jaguars | S | 6 | 4 | 2 | 0 | 0 | 0 | 1 | 1 | 0 |
| 11/03 | Lions | S | 5 | 0 | 5 | 0 | 0 | 0 | 0 | 0 | 0 |
| 2024 TOTALS | | 9-9 | 40 | 25 | 15 | 1.0 | 8.0 | 6 | 7 | 0 | 1 |

BRANDON MCMANUS 17

KICKER
TEMPLE

11th NFL Season | First Packers Season



Ht: 6-3 | Wt: 201 | Born: July 25, 1991 | NFL Games Played/Started: 164/0 | Acquired: FA-24

AT A GLANCE

- » Ranks No. 4 in the NFL in field goals (257) and points scored (1,089) since 2014 and ranks No. 3 in the league over that span in field goals of 50-plus yards (45). Led the NFL with 28 field goals of 50-plus yards over the last four seasons (2020-23).
- » In the regular season, has made 257 of 315 field goals (81.6 pct.) with a long of 61 yards and has connected on 318 of 327 extra points (97.2 pct.). Has made all 10 field goals and all three extra points in the postseason.
- » Appeared in all 17 games for the Jacksonville Jaguars in 2023, connecting on 30 of 37 field goals (81.1 pct.) and all 35 extra points.
- » Has spent time with the New York Giants (2014), Denver Broncos (2014-22), Jacksonville Jaguars (2023) and Washington Commanders (2024), appearing in 161 regular-season games and four postseason contests. Was originally signed by the Indianapolis Colts as an undrafted free agent in 2013.
- » Of his 760 kickoffs, 550 have resulted in touchbacks (72.4 pct.) in the regular season and 16 of 21 postseason kickoffs went for touchbacks (76.2 pct.).

2024 SEASON: Has played in three games, connecting on 6 of 7 field-goal attempts (85.7 pct.) and all six extra points (100 pct.)...Of his 14 kickoffs, eight have resulted in a touchback (57.1 pct.)...Was signed on Oct. 16...**Vs. Houston (Oct. 20):** Connected on a game-winning 45-yard FG as time expired in his Packers debut. Made all three extra points. Posted three touchbacks on four kickoffs...**At Jacksonville (Oct. 27):** Connected on a season-high three FGs (31, 38, 24), including a game-winning 24-yard FG as time expired. Became first kicker in NFL history to make a game-winning FG as time expired in both of his first two games with a team. Made all three extra points. Posted four touchbacks on six kickoffs...**Vs. Detroit (Nov. 3):** Connected on 2 of 3 FGs (30, 38) and posted one touchback on four kickoffs.

REGULAR-SEASON COMPARISON: KICKING - CHICAGO BEARS

| DATE | OPP | W/L | GP/GS | FGM | FGA | PCT | LONG | XPM | XPA | PTS | 1-19 | 20-29 | 30-39 | 40-49 | 50+ | KO | TB | |
|---------------|-----------|-----|------------|------------|----------|----------|-------------|-----------|----------|----------|----------|------------|------------|------------|------------|------------|----------|----------|
| 11/22/15 | DEN @ CHI | L | P | 1 | 1 | 100% | 24 | 2 | 2 | 5 | 0-0 | 1-1 | 0-0 | 0-0 | 0-0 | 3 | 1 | |
| 9/15/19 | CHI @ DEN | L | P | 2 | 2 | 100% | 43 | 0 | 0 | 0 | 0-0 | 0-0 | 1-1 | 0-0 | 0-0 | 4 | 4 | |
| TOTALS | | | 0/2 | 2/0 | 3 | 3 | 100% | 43 | 2 | 2 | 5 | 0-0 | 1-1 | 1-1 | 0-0 | 0-0 | 7 | 5 |

BRANDON MCMANUS' NFL REGULAR-SEASON KICKING STATISTICS

| DATE | TEAM | GP | FGM | FGA | PCT. | LG | XP | XPA | PCT. | BLK | PTS |
|-------------------|---------|------------|------------|------------|-------------|-----------|------------|------------|-------------|----------|--------------|
| 2014 | Broncos | 15 | 9 | 13 | 69.2 | 44 | 41 | 41 | 100.0 | 0 | 68 |
| 2015 | Broncos | 16 | 30 | 35 | 85.7 | 57 | 35 | 36 | 97.2 | 0 | 125 |
| 2016 | Broncos | 16 | 29 | 34 | 85.3 | 55 | 32 | 33 | 97.0 | 0 | 119 |
| 2017 | Broncos | 16 | 24 | 32 | 75.0 | 53 | 27 | 27 | 100.0 | 2 | 99 |
| 2018 | Broncos | 16 | 20 | 25 | 80.0 | 53 | 35 | 35 | 100.0 | 0 | 95 |
| 2019 | Broncos | 16 | 29 | 34 | 85.3 | 53 | 25 | 26 | 96.2 | 0 | 112 |
| 2020 | Broncos | 15 | 28 | 34 | 82.4 | 58 | 24 | 27 | 88.9 | 2 | 108 |
| 2021 | Broncos | 17 | 26 | 31 | 83.9 | 61 | 33 | 34 | 97.1 | 1 | 111 |
| 2022 | Broncos | 17 | 28 | 36 | 77.8 | 55 | 25 | 27 | 92.6 | 2 | 109 |
| 2023 | Jaguars | 17 | 30 | 37 | 81.1 | 56 | 35 | 35 | 100.0 | 1 | 125 |
| 2024 | Packers | 3 | 6 | 7 | 85.7 | 45 | 6 | 6 | 100.0 | 0 | 24 |
| NFL TOTALS | | 164 | 259 | 318 | 81.4 | 61 | 318 | 327 | 97.2 | 8 | 1,095 |

BRANDON MCMANUS' NFL POSTSEASON KICKING STATISTICS

| DATE | TEAM | GP | FGM | FGA | PCT. | LG | XP | XPA | PCT. | BLK | PTS |
|-------------------|---------|----------|-----------|-----------|--------------|-----------|----------|----------|--------------|----------|-----------|
| 2014 | Broncos | 1 | 0 | 0 | 0.0 | 0 | 0 | 0 | 0.0 | 0 | 0 |
| 2015 | Broncos | 3 | 10 | 10 | 100.0 | 52 | 3 | 3 | 100.0 | 0 | 33 |
| NFL TOTALS | | 4 | 10 | 10 | 100.0 | 52 | 3 | 3 | 100.0 | 0 | 33 |

BRANDON MCMANUS' NFL REGULAR-SEASON FIELD-GOAL ACCURACY STATISTICS

| DATE | TEAM | 1-19 | PCT. | 20-29 | PCT. | 30-39 | PCT. | 40-49 | PCT. | 50+ | PCT. |
|-------------------|---------|------------|------------|--------------|-------------|--------------|-------------|--------------|-------------|--------------|-------------|
| 2014 | Broncos | 0-0 | 0.0 | 5-5 | 100.0 | 2-3 | 66.7 | 2-3 | 66.7 | 0-2 | 0.0 |
| 2015 | Broncos | 0-0 | 0.0 | 12-12 | 100.0 | 8-8 | 100.0 | 5-8 | 62.5 | 5-7 | 71.4 |
| 2016 | Broncos | 0-0 | 0.0 | 9-9 | 100.0 | 10-10 | 100.0 | 7-9 | 77.8 | 3-6 | 50.0 |
| 2017 | Broncos | 0-0 | 0.0 | 6-8 | 75.0 | 11-12 | 91.7 | 4-6 | 66.7 | 3-6 | 50.0 |
| 2018 | Broncos | 0-0 | 0.0 | 5-5 | 100.0 | 6-6 | 100.0 | 7-7 | 100.0 | 2-7 | 28.6 |
| 2019 | Broncos | 0-0 | 0.0 | 6-6 | 100.0 | 9-9 | 100.0 | 10-12 | 83.3 | 4-7 | 57.1 |
| 2020 | Broncos | 0-0 | 0.0 | 6-6 | 100.0 | 4-5 | 80.0 | 8-8 | 100.0 | 10-15 | 66.7 |
| 2021 | Broncos | 0-0 | 0.0 | 7-8 | 87.5 | 6-6 | 100.0 | 8-8 | 100.0 | 5-9 | 55.6 |
| 2022 | Broncos | 0-0 | 0.0 | 6-7 | 85.7 | 4-6 | 66.7 | 10-10 | 100.0 | 8-13 | 61.5 |
| 2023 | Jaguars | 0-0 | 0.0 | 4-4 | 100.0 | 10-10 | 100.0 | 11-13 | 84.6 | 5-10 | 50.0 |
| 2024 | Packers | 0-0 | 0.0 | 1-1 | 100.0 | 4-4 | 100.0 | 1-2 | 50.0 | 0-0 | 0.0 |
| NFL TOTALS | | 0-0 | 0.0 | 67-71 | 94.4 | 74-79 | 93.7 | 73-86 | 84.9 | 45-82 | 54.9 |

BRANDON MCMANUS' NFL POSTSEASON FIELD-GOAL ACCURACY STATISTICS

| DATE | TEAM | 1-19 | PCT. | 20-29 | PCT. | 30-39 | PCT. | 40-49 | PCT. | 50+ | PCT. |
|-------------------|---------|------------|------------|------------|--------------|------------|--------------|------------|--------------|------------|--------------|
| 2014 | Broncos | 0-0 | 0.0 | 0-0 | 0.0 | 0-0 | 0.0 | 0-0 | 0.0 | 0-0 | 0.0 |
| 2015 | Broncos | 0-0 | 0.0 | 1-1 | 100.0 | 4-4 | 100.0 | 3-3 | 100.0 | 2-2 | 100.0 |
| NFL TOTALS | | 0-0 | 0.0 | 1-1 | 100.0 | 4-4 | 100.0 | 3-3 | 100.0 | 2-2 | 100.0 |

SINGLE-GAME HIGHS: KICKER

| | | | |
|-----------------------------|--|--------------------------------|--|
| Field Goals Made | 4 vs. Carolina Panthers, Dec 31, 2023 4 at Pittsburgh Steelers, Oct 29, 2023 ...5 more at 4. | Points | 14 vs. Carolina Panthers, Dec 31, 2023 14 vs. New York Jets, Sep 26, 2021 ...2 more at 14. |
| Field Goal Attempts | 6 vs. Las Vegas Raiders, Jan 03, 2021 5 vs. Indianapolis Colts, Sep 18, 2016 ...2 more at 5. | Special Teams Tackles | 1 vs. Cincinnati Bengals, Dec 04, 2023 1 at Los Angeles Chargers, Jan 02, 2022 ...8 more at 1. |
| Longest Field Goals Made | 61 at Los Angeles Chargers, Jan 02, 2022 58 vs. New Orleans Saints, Nov 29, 2020 | Kickoff Average | 67.6 at Cincinnati Bengals, Dec 22, 2014 67.3 vs. Green Bay Packers, Nov 01, 2015 |
| Longest Field Goal Attempts | 70 vs. Las Vegas Raiders, Jan 03, 2021 64 at Seattle Seahawks, Sep 12, 2022 ...1 more at 64. | Extra Point Attempt Percentage | 100.0 vs. Detroit Lions, Dec 12, 2021 100.0 at Houston Texans, Dec 08, 2019 ...6 more at 100.0. |
| PATs Made | 6 at Arizona Cardinals, Oct 18, 2018 6 vs. Dallas Cowboys, Sep 17, 2017 ...1 more at 6. | Field Goal Percentage | 100.0 vs. Carolina Panthers, Dec 31, 2023 100.0 at Pittsburgh Steelers, Oct 29, 2023 ...2 more at 100.0. |
| PAT Attempts | 6 at Arizona Cardinals, Oct 18, 2018 6 vs. Dallas Cowboys, Sep 17, 2017 ...1 more at 6. | Touchbacks | 8 at New York Jets, Oct 01, 2020 8 vs. Arizona Cardinals, Oct 05, 2014 |

2024 GXG REGULAR SEASON (PACKERS)

| DATE | OPPONENT | FIELD GOALS | | | | | EXTRA POINTS | | | | |
|--------------------|------------|-------------|----------|----------|-------------|-----------|--------------|----------|--------------|----------|-----------|
| | | FGM | FGA | PCT | LG | XP | XPA | PCT | BLK | PTS | |
| 09/06 | at Eagles | | | | | | | | | | |
| 09/15 | Colts | | | | | | | | | | |
| 09/22 | at Titans | | | | | | | | | | |
| 09/29 | Vikings | | | | | | | | | | |
| 10/06 | at Rams | | | | | | | | | | |
| 10/13 | Cardinals | | | | | | | | | | |
| 10/20 | Texans | P | 1 | 1 | 100.0 | 45 | 3 | 3 | 100.0 | 0 | 6 |
| 10/27 | at Jaguars | P | 3 | 3 | 100.0 | 38 | 3 | 3 | 100.0 | 0 | 12 |
| 11/03 | Lions | P | 2 | 3 | 66.7 | 38 | 0 | 0 | 0.0 | 0 | 6 |
| 2024 TOTALS | | 3 | 6 | 7 | 85.7 | 45 | 6 | 6 | 100.0 | 0 | 24 |

BO MELTON 80

WIDE RECEIVER
RUTGERS

First NFL Season | First Packers Season



Ht: 5-11 | Wt: 189 | Born: May 18, 1999 | NFL Games Played/Started: 14/1 | Acquired: FA-22 (PS-Sea.)

AT A GLANCE

- » Appeared in five games with one start for the Packers last season, posting 16 receptions for 218 yards (13.6 avg.) and a TD along with three carries for 21 yards (7.0 avg.).
- » Made his first NFL start at Minnesota in Week 17 and posted a career-high six catches for a career-best 105 yards (17.5 avg.) and a TD, becoming the first Packer to post 100-plus receiving yards and a receiving TD in his first NFL start since WR Jarrett Boykin in 2013.
- » Was signed to Green Bay's active roster from Seattle's practice squad on Dec. 27, 2022.
- » Was selected by the Seahawks in the seventh round (No. 229 overall) of the 2022 NFL Draft, the first WR from Rutgers to be drafted since Leonte Carroo (third round) by the Miami Dolphins in 2016.
- » Appeared in 56 games with 42 starts in five seasons at Rutgers (2017-21), finishing his career ranked No. 3 in school history in games played, No. 6 in receptions (164), tied for No. 8 in 100-yard receiving games (five) and No. 10 in receiving yards (2,011).

2024 SEASON: Has appeared in all nine games, seeing time on offense and special teams...Has posted five catches for 73 yards (14.6 avg.) and 34 rushing yards on five carries (6.8 avg.)...Has added two tackles and a fumble recovery on special teams...**At Philadelphia (Sept. 6):** Appeared on eight plays on offense and nine on special teams...**Vs. Indianapolis (Sept. 15):** Played 16 snaps on offense and seven on special teams...**At Tennessee (Sept. 22):** Appeared on 17 plays on offense and six on special teams...**Vs. Minnesota (Sept. 29):** Played 11 snaps on offense and hauled in a 28-yard pass early in the fourth quarter. Also appeared on 14 plays on special teams and recovered a muffed punt by Vikings WR Jalen Nailor with under a minute remaining in the first half, giving Green Bay the ball at the Minnesota 3 to set up a TD two plays later...**At L.A. Rams (Oct. 6):** Appeared on a season-high 29 snaps on offense and one on special teams, posting a 12-yard reception...**Vs. Arizona (Oct. 13):** Played 27 snaps on offense and six on special teams, posting a career-high 27 rushing yards on two carries (13.6 avg.) while adding a 6-yard reception. Added a special teams tackle...**Vs. Houston (Oct. 20):** Appeared on eight plays on offense and nine on special teams, posting an 8-yard reception...**At Jacksonville (Oct. 27):** Played 12 snaps on offense and registered a tackle in 17 snaps of work on special teams...**Vs. Detroit (Nov. 3):** Appeared on 11 snaps on offense and six on special teams, posting a 19-yard reception and downing a Daniel Whelan punt at the Detroit 9 early in the second quarter.

REGULAR-SEASON COMPARISON: RECEIVING - CHICAGO BEARS

| DATE | OPP | W/L | GP/GS | REC | YDS | AVG. | TD | LG | TGTS | YAC |
|---------------|------------|-----|-------|-----|-----|------|----|----|------|-----|
| 1/7/24 | GB vs. CHI | W | P | 5 | 62 | 12.4 | 0 | 24 | 7 | 15 |
| TOTALS | | 1/0 | 1/0 | 5 | 62 | 12.4 | 0 | 24 | 7 | 15 |

BO MELTON'S NFL REGULAR-SEASON RECEIVING STATISTICS

| DATE | TEAM | RECEIVING | | | | | | | |
|-------------------|---------|-----------|----|-----|------|------|----|----|--|
| | | GP | GS | NO. | YDS. | AVG. | LG | TD | |
| 2023 | Packers | 5 | 1 | 16 | 218 | 13.6 | 37 | 1 | |
| 2024 | Packers | 9 | 0 | 5 | 73 | 14.6 | 28 | 0 | |
| NFL TOTALS | | 14 | 1 | 21 | 291 | 13.9 | 37 | 1 | |

BO MELTON'S NFL POSTSEASON RECEIVING STATISTICS

| DATE | TEAM | RECEIVING | | | | | | |
|-------------------|---------|-----------|----|-----|------|------|-----|----|
| | | GP | GS | NO. | YDS. | AVG. | LG | TD |
| 2023 | Packers | 2 | 0 | 2 | 26 | 13.0 | 19t | 1 |
| NFL TOTALS | | 2 | 0 | 2 | 26 | 13.0 | 19t | 1 |

SINGLE-GAME HIGHS: RUSHING/RECEIVING

Rush Attempts
2 vs. Arizona Cardinals, Oct 13, 2024
2 vs. Indianapolis Colts, Sep 15, 2024
...1 more at 2.

Rushing Yards
27 vs. Arizona Cardinals, Oct 13, 2024
14 vs. Chicago Bears, Jan 07, 2024

Longest Runs
16 vs. Arizona Cardinals, Oct 13, 2024
16 vs. Indianapolis Colts, Sep 15, 2024

Receptions
6 at Minnesota Vikings, Dec 31, 2023
5 vs. Chicago Bears, Jan 07, 2024

Receiving Yards
105 at Minnesota Vikings, Dec 31, 2023
62 vs. Chicago Bears, Jan 07, 2024

Receiving Average
17.5 at Minnesota Vikings, Dec 31, 2023
12.4 vs. Chicago Bears, Jan 07, 2024

Longest Receptions
37 at Minnesota Vikings, Dec 31, 2023
28 vs. Minnesota Vikings, Sep 29, 2024
...1 more at 28.

Receiving TDs
1 at Minnesota Vikings, Dec 31, 2023

Special Teams Tackles
1 at Minnesota Vikings, Dec 31, 2023

Most TDs
1 at Minnesota Vikings, Dec 31, 2023

Scrimmage Yards
105 at Minnesota Vikings, Dec 31, 2023
76 vs. Chicago Bears, Jan 07, 2024

2024 GXG REGULAR SEASON (PACKERS)

| DATE | OPPONENT | P/S | RECEIVING | | | | | RUSHING | | | | |
|--------------------|------------|------------|-----------|-----------|-------------|-----------|----------|----------|-----------|------------|-----------|----------|
| | | | NO. | YDS. | AVG. | LG | TD | NO. | YDS. | AVG. | LG | TD |
| 09/06 | at Eagles | P | 0 | 0 | 0.0 | 0 | 0 | 0 | 0 | 0.0 | 0 | 0 |
| 09/15 | Colts | P | 0 | 0 | 0.0 | 0 | 0 | 2 | 8 | 4.0 | 16 | 0 |
| 09/22 | at Titans | P | 0 | 0 | 0.0 | 0 | 0 | 0 | 0 | 0.0 | 0 | 0 |
| 09/29 | Vikings | P | 1 | 28 | 28.0 | 28 | 0 | 0 | 0 | 0.0 | 0 | 0 |
| 10/06 | at Rams | P | 1 | 12 | 12.0 | 12 | 0 | 0 | 0 | 0.0 | 0 | 0 |
| 10/13 | Cardinals | P | 1 | 6 | 6.0 | 6 | 0 | 2 | 27 | 13.5 | 16 | 0 |
| 10/20 | Texans | P | 1 | 8 | 8.0 | 8 | 0 | 1 | -1 | -1.0 | -1 | 0 |
| 10/27 | at Jaguars | P | 0 | 0 | 0.0 | 0 | 0 | 0 | 0 | 0.0 | 0 | 0 |
| 11/03 | Lions | P | 1 | 19 | 19.0 | 19 | 0 | 0 | 0 | 0.0 | 0 | 0 |
| 2024 TOTALS | | 9-0 | 5 | 73 | 14.6 | 28 | 0 | 5 | 34 | 6.8 | 16 | 0 |

JACOB MONK 62

CENTER/GUARD
DUKE

Rookie



Ht: 6-3 | Wt: 308 | Born: June 4, 2001 | NFL Games Played/Started: 8/0 | Acquired: D5a-24

AT A GLANCE

- » Appeared in 59 games with 58 starts in his five seasons at Duke, opening games at three different spots on the offensive line (34 at right guard, 12 at center, 12 at right tackle).
- » Earned second-team All-Atlantic Coast honors in 2023 and twice earned All-ACC honorable mention (2021-22) while also being a two-time team captain (2022-23).
- » Anchored an offensive line that helped the Blue Devils rank tied for No. 24 in the nation in sacks allowed per game in 2023 (1.31, 17 sacks in 13 games).
- » In 2022, helped clear the way for Duke to register a school-record 31 rushing TDs as the Blue Devils also ranked No. 1 in the ACC in sacks allowed (17).
- » In 2019, became the first true freshman to start a season opener on the offensive line for Duke since Bryan Morgan in 2007.
- » Selected by the Packers with the first of two picks in the fifth round (No. 163 overall) of the 2024 NFL Draft, becoming the first offensive lineman from Duke to be drafted by Green Bay.
- » Was a three-year team captain and a three-time all-conference selection at Corinth Holders High School in Wendell, N.C.

2024 SEASON: Has appeared in eight games, seeing time on special teams...Has been inactive (healthy scratch) for one contest...**At Philadelphia (Sept. 6):** Appeared on seven plays on special teams in his NFL debut...**Vs. Indianapolis (Sept. 15):** Played five snaps on special teams...**At Tennessee (Sept. 22):** Appeared on seven plays on special teams...**Vs. Minnesota (Sept. 29):** Played five snaps on special teams...**At L.A. Rams (Oct. 6):** Played four snaps on special teams...**Vs. Arizona (Oct. 13):** Appeared on two snaps on special teams...**Vs. Houston (Oct. 20):** Inactive (healthy scratch)...**At Jacksonville (Oct. 27):** Played four snaps on special teams...**Vs. Detroit (Nov. 3):** Appeared on three snaps on special teams.

JACOB MONK'S NFL REGULAR-SEASON STATISTICS

| DATE | TEAM | GP | GS |
|-------------------|---------|----------|----------|
| 2024 | Packers | 8 | 0 |
| NFL TOTALS | | 8 | 0 |

JORDAN MORGAN

77

TACKLE/GUARD
ARIZONA

Rookie



Ht: 6-5 | Wt: 311 | Born: August 4, 2001 | NFL Games Played/Started: 6/1 | Acquired: D1-24

AT A GLANCE

- » Appeared in 41 games with 37 starts at left tackle during his five seasons at the University of Arizona, starting all 33 games he played in over his final three seasons.
- » Earned first-team All-Pacific-12 honors from *The Associated Press* and from the coaches in 2023, helping the Wildcats rank No. 20 in the nation in total offense (448.0 ypg), No. 8 in passing offense (308.3 ypg) and No. 18 in scoring offense (34.6 ppg).
- » Allowed only two sacks in 787 snaps of work in 2023 as he led the Arizona offensive line in total blocking grade (84.3), run-blocking grade (77.0) and pass-blocking grade (87.3), per Pro Football Focus.
- » Helped the Wildcats post a 10-3 record in 2023, a nine-win improvement from 2021, the largest win improvement over two years in the history of the program.
- » Started all 10 games he played in at LT during the 2022 season, taking home first-team AP All-Pac-12 recognition after allowing just one sack in 670 snaps of action and helping Arizona rank No. 6 in the nation in passing offense (318.4 ypg).
- » Selected by the Packers in the first round (No. 25 overall) of the 2024 NFL Draft, the first offensive lineman from the University of Arizona to be picked in the first round since John Fina (No. 27 overall) by Buffalo in 1992.
- » Earned all-state honors at Marana High School (Tucson, Ariz.), helping lead the team to three consecutive appearances in the state playoffs (2016-18).

2024 SEASON: Has played in six games with one start (at LG), seeing action on offense and special teams...Was sidelined for three games (Weeks 3-5) due to a shoulder injury...**At Philadelphia (Sept. 6):** Rotated with Sean Rhyhan at RG, appearing on 28 of 67 snaps as he played one out of every three series...**Vs. Indianapolis (Sept. 15):** Rotated with Rhyhan at RG in the first half, playing two series (20 snaps) before sustaining a shoulder injury that sidelined him for the second half...**At Tennessee (Sept. 22):** Inactive (shoulder)...**Vs. Minnesota (Sept. 29):** Inactive (shoulder)...**Vs. Arizona (Oct. 13):** Returned to action, appearing on 38 snaps on offense as he rotated with Rhyhan at RG. Helped protect QB Jordan Love as he was not sacked on the afternoon and as he tied his career high with four TD passes...**Vs. Houston (Oct. 20):** Played 13 snaps at RG, coming in for Ryan for the Packers' third series...**At Jacksonville (Oct. 27):** Played 22 snaps at RG as he rotated in for Rhyhan, helping to clear the way for the Packers' 170 rushing yards and two TDs on 39 carries (4.4 avg.) as the line allowed just one sack on the afternoon...**Vs. Detroit (Nov. 3):** Made his first NFL start, opening at LG in place of Elgton Jenkins with Jenkins sliding over to C in place of an injured Josh Myers (wrist). Appeared on all 65 snaps as the line did not allow a sack and cleared the way for 138 rushing yards on 23 attempts (6.0 avg.).

JORDAN MORGAN'S NFL REGULAR-SEASON STATISTICS

| DATE | TEAM | GP | GS |
|-------------------|---------|----------|----------|
| 2024 | Packers | 6 | 1 |
| NFL TOTALS | | 6 | 1 |

ARRON MOSBY 53

DEFENSIVE LINEMAN
FRESNO STATE

Second NFL Season | First Packers Season



Ht: 6-3 | Wt: 250 | Born: April 13, 1999 | NFL Games Played/Started: 11/0 | Acquired: W-23 (Car.)

AT A GLANCE

- » Second-year player out of Fresno State, originally signed with the Carolina Panthers as an undrafted free agent in 2022.
- » He spent his rookie season on the Panthers' practice squad and active roster, appearing in three games.
- » In college, Mosby played in 58 games over five seasons with the Bulldogs (2017-21). As a senior, he led the team with 15.5 tackles for a loss, tied for the sixth most in a season in program history.

2024 SEASON: Has played in eight games, recording an assisted tackle, a shared sack and a quarterback hit...Has posted one tackle on special teams...Was inactive for one game (Week 1)...**At Philadelphia (Sept. 6):** Inactive...**Vs. Indianapolis (Sept. 15):** Made his Packers debut, appearing on eight special teams snaps...**At Tennessee (Sept. 22):** Played 17 snaps on special teams...**Vs. Minnesota (Sept. 29):** Appeared on 12 special teams snaps...**At L.A. Rams (Oct. 6):** Saw action on 13 special teams snaps, recording a tackle on kickoff coverage...**Vs. Arizona (Oct. 13):** Played 11 snaps on special teams...**Vs. Houston (Oct. 20):** Appeared on 17 special teams snaps...**At Jacksonville (Oct. 27):** Played two snaps on defense and a team-high 26 snaps on special teams...**Vs. Detroit (Nov. 3):** Recorded his first career sack and QB hit when he combined with DL Rashan Gary to bring down QB Jared Goff for a loss of 8 yards on third down, forcing Detroit to punt. Also appeared on 12 special teams plays.

ARRON MOSBY'S NFL REGULAR-SEASON DEFENSIVE STATISTICS

| YEAR | TEAM | GP | GS | TACKLES | | | | | INTERCEPTIONS | | | | | | | ST | | | | MISC | | | | | | |
|-------------------|----------|-----------|----------|----------|----------|----------|----------|------------|---------------|----------|----------|----------|----------|----------|----------|----------|----------|----------|----------|----------|----------|----------|----------|----------|----------|---|
| | | | | TK | S | A | TFL | YDS | SK | YDS | QBH | NO | YDS | LG | TD | PD | FF | FR | TD | YDS | TK | S | A | FF | FR | S |
| 2022 | Panthers | 3 | 0 | 1 | 1 | 0 | 0 | 0.0 | 0.0 | 0 | 0 | 0 | 0 | 0 | 0 | 0 | 0 | 0 | 0 | 0 | 0 | 0 | 0 | 0 | 0 | 0 |
| 2024 | Packers | 8 | 0 | 1 | 0 | 1 | 0 | 0.5 | 4.0 | 1 | 0 | 0 | 0 | 0 | 0 | 0 | 0 | 0 | 0 | 1 | 1 | 0 | 0 | 0 | 0 | |
| NFL TOTALS | | 11 | 0 | 2 | 1 | 1 | 0 | 0.5 | 4.0 | 1 | 0 | 0 | 0 | 0 | 0 | 0 | 0 | 0 | 0 | 1 | 1 | 0 | 0 | 0 | 0 | |

SINGLE-GAME HIGHS: DEFENSIVE

Total Tackles 1 vs. Detroit Lions, Nov 03, 2024 Sacks 0.5 vs. Detroit Lions, Nov 03, 2024
 1 at Los Angeles Rams, Oct 16, 2022
 Solo Tackles 1 at Los Angeles Rams, Oct 16, 2022


2024 GXG REGULAR SEASON (PACKERS)

| DATE | OPPONENT | P/S | TK | S | A | SK | YDS | INT | PD | FF | FR | |
|--------------------|------------|------------|----------|----------|----------|------------|------------|----------|----------|----------|----------|--|
| 09/06 | at Eagles | | INACTIVE | | | | | | | | | |
| 09/15 | Colts | P | 0 | 0 | 0 | 0 | 0.0 | 0 | 0 | 0 | 0 | |
| 09/22 | at Titans | P | 0 | 0 | 0 | 0 | 0.0 | 0 | 0 | 0 | 0 | |
| 09/29 | Vikings | P | 0 | 0 | 0 | 0 | 0.0 | 0 | 0 | 0 | 0 | |
| 10/06 | at Rams | P | 0 | 0 | 0 | 0 | 0.0 | 0 | 0 | 0 | 0 | |
| 10/13 | Cardinals | P | 0 | 0 | 0 | 0 | 0.0 | 0 | 0 | 0 | 0 | |
| 10/20 | Texans | P | 0 | 0 | 0 | 0 | 0.0 | 0 | 0 | 0 | 0 | |
| 10/27 | at Jaguars | P | 0 | 0 | 0 | 0 | 0.0 | 0 | 0 | 0 | 0 | |
| 11/03 | Lions | P | 1 | 0 | 1 | 0.5 | 4.0 | 0 | 0 | 0 | 0 | |
| 2024 TOTALS | | 8-0 | 1 | 0 | 1 | 0.5 | 4.0 | 0 | 0 | 0 | 0 | |

LUKE MUSGRAVE

88

TIGHT END
OREGON STATE



Second NFL Season | Second Packers Season



Ht: 6-6 | Wt: 253 | Born: September 2, 2000 | NFL Games Played/Started: 15/11 | Acquired: D2a-23

AT A GLANCE

- » Tied the franchise rookie record (Bubba Franks, 2000) for the most receptions by a tight end with 34 despite missing six contests due to injury last season.
- » Finished with 352 receiving yards last season, good for No. 3 among rookie TEs in team history behind only Franks (363 in 2000) and Tucker Kraft (355 in 2023).
- » Ranked No. 3 in the NFL among rookie tight ends in receptions and yards per reception (min. 20 rec.) and No. 4 in receiving yards in 2023.
- » Ranked No. 2 among Pacific-12 tight ends and No. 8 among tight ends in the Power Five in yards per reception (14.3) in 2021-22.
- » Set career highs in games played (13), games started (nine), receptions (22) and receiving yards (304) in 2021. Also blocked a punt and returned it 27 yards for a TD.
- » Became the highest-drafted tight end out of Oregon State in school history and was the highest-drafted TE by Green Bay since Franks (first round, No. 14 overall) in 2000.

2024 SEASON: Has appeared in four games with two starts and has posted five catches for 22 yards (4.4 avg.)...Dressed for the Week 5 contest, but did not play...Was placed on injured reserve (ankle) on Oct. 11...**At Philadelphia (Sept. 6):** Appeared on 17 plays on offense...**Vs. Indianapolis (Sept. 15):** Started and played 31 of 70 snaps, posting a 6-yard catch and helping to block for the Packers' 261 rushing yards on 53 carries (4.9 avg.), the highest rushing-yardage total in a game by Green Bay since Sept. 28, 2003, vs. Denver (262 yards)...**At Tennessee (Sept. 22):** Appeared on 35 of 63 offensive snaps and recorded a 3-yard catch...**Vs. Minnesota (Sept. 29):** Played 25 snaps and caught three passes for 13 yards (4.3 avg.)...**At L.A. Rams (Oct. 6):** Was active, but did not see any action after dealing with an ankle injury during the week.

LUKE MUSGRAVE'S NFL REGULAR-SEASON RECEIVING STATISTICS

| DATE | TEAM | GP | GS | RECEIVING | | | | TD |
|-------------------|---------|-----------|-----------|-----------|------------|------------|-----------|----------|
| | | | | NO. | YDS. | AVG. | LG | |
| 2023 | Packers | 11 | 9 | 34 | 352 | 10.4 | 37 | 1 |
| 2024 | Packers | 4 | 2 | 5 | 22 | 4.4 | 6 | 0 |
| NFL TOTALS | | 15 | 11 | 39 | 374 | 9.6 | 37 | 1 |

LUKE MUSGRAVE'S NFL POSTSEASON RECEIVING STATISTICS

| DATE | TEAM | GP | GS | RECEIVING | | | | TD |
|-------------------|---------|----------|----------|-----------|-----------|-------------|------------|----------|
| | | | | NO. | YDS. | AVG. | LG | |
| 2023 | Packers | 2 | 1 | 6 | 66 | 11.0 | 38t | 1 |
| NFL TOTALS | | 2 | 1 | 6 | 66 | 11.0 | 38t | 1 |

SINGLE-GAME HIGHS: RECEIVING

| | | | |
|--------------------|---|-----------------|---|
| Receptions | 6 at Las Vegas Raiders, Oct 09, 2023 | Receiving TDs | 1 vs. Los Angeles Rams, Nov 05, 2023 |
| | 6 vs. New Orleans Saints, Sep 24, 2023 | Most TDs | 1 vs. Los Angeles Rams, Nov 05, 2023 |
| Receiving Yards | 64 at Pittsburgh Steelers, Nov 12, 2023 | Scrimmage Yards | 64 at Pittsburgh Steelers, Nov 12, 2023 |
| | 51 vs. Los Angeles Rams, Nov 05, 2023 | | 51 vs. Los Angeles Rams, Nov 05, 2023 |
| Receiving Average | 17.0 vs. Los Angeles Rams, Nov 05, 2023 | | |
| | 16.7 at Chicago Bears, Sep 10, 2023 | | |
| Longest Receptions | 37 at Chicago Bears, Sep 10, 2023 | | |
| | 36 at Pittsburgh Steelers, Nov 12, 2023 | | |

2024 GXG REGULAR SEASON (PACKERS)

| DATE | OPPONENT | P/S | RECEIVING | | | | | RUSHING | | | | |
|--------------------|------------|------------|-----------|-----------|------------|----------|----------|-----------------|----------|------------|----------|----------|
| | | | NO. | YDS. | AVG. | LG | TD | NO. | YDS. | AVG. | LG | TD |
| 09/06 | at Eagles | S | 0 | 0 | 0.0 | 0 | 0 | 0 | 0 | 0.0 | 0 | 0 |
| 09/15 | Colts | S | 1 | 6 | 6.0 | 6 | 0 | 0 | 0 | 0.0 | 0 | 0 |
| 09/22 | at Titans | P | 1 | 3 | 3.0 | 3 | 0 | 0 | 0 | 0.0 | 0 | 0 |
| 09/29 | Vikings | P | 3 | 13 | 4.3 | 5 | 0 | 0 | 0 | 0.0 | 0 | 0 |
| 10/06 | at Rams | | | | | | | DID NOT PLAY | | | | |
| 10/13 | Cardinals | | | | | | | INJURED RESERVE | | | | |
| 10/20 | Texans | | | | | | | INJURED RESERVE | | | | |
| 10/27 | at Jaguars | | | | | | | INJURED RESERVE | | | | |
| 11/03 | Lions | | | | | | | INJURED RESERVE | | | | |
| 2024 TOTALS | | 4-2 | 5 | 22 | 4.4 | 6 | 0 | 0 | 0 | 0.0 | 0 | 0 |

JOSH MYERS

71

CENTER/GUARD
OHIO STATE

Fourth NFL Season | Fourth Packers Season



Ht: 6-5 | Wt: 310 | Born: July 16, 1998 | NFL Games Played/Started: 48/48 | Acquired: D2-21

AT A GLANCE

- » Started all 34 games at center in 2022-23, one of only two offensive linemen on the Packers (G Jon Runyan) to open every game over that span.
- » Was one of only six centers in the NFL (Jake Brendel, Mason Cole, Jason Kelce, Robert Hainsey, Luke Fortner) to start all 34 regular-season games over the past two seasons.
- » Part of a line that allowed just 62 sacks in 2022-23, tied for No. 4 in the NFL over that span.
- » Started all 17 games at center in 2022 and appeared on a team-high 1,047 offensive snaps.
- » In 2021, joined Corey Linsley (2014) as the only rookies to start at center for the Packers in the season opener since the 1970 AFL-NFL merger.
- » Played in 31 games in three years (2018-20) at Ohio State and started his final 21 contests at center for the Buckeyes. Was a part of teams that only lost one game each season he played, won three Big Ten titles and appeared in back-to-back College Football Playoffs (2019-20).
- » In 2020, earned second-team All-America honors from Sporting News and first-team All-Big Ten recognition from the coaches.

2024 SEASON: Has started all eight games he has appeared in at C and has helped the offense rank No. 1 in sacks allowed (12), No. 3 in total offense (390.6 ypg), rushing offense (154.8 ypg) and yards per play (6.16), No. 4 in yards per carry (4.98), tied for No. 4 in explosive runs (31) and tied for No. 7 in explosive plays (74)...Part of a line that has allowed zero sacks in three games this season, tied for No. 1 in the league...**At Philadelphia (Sept. 6):** Started at C and played 65 of 67 snaps, missing the final two plays due to injury. Helped protect QB Jordan Love as he was sacked just once on the evening and cleared holes for Green Bay to register 163 rushing yards on just 21 carries (7.8 avg.)...**Vs. Indianapolis (Sept. 15):** Started at C and played all 70 snaps. Was part of a line that did not allow a sack of QB Malik Willis and cleared the way for the Packers' 261 rushing yards on 53 carries (4.9 avg.), the highest rushing-yardage total in a game by Green Bay since Sept. 28, 2003, vs. Denver (262 yards)...**At Tennessee (Sept. 22):** Started at C and played all 63 snaps, helping to clear the way for the Packers' 188 rushing yards on 37 attempts (5.1 avg.), bringing their total over their past two games to 449 rushing yards, the most over a two-game span by Green Bay in a single season since Nov. 2-10, 2003 (502 yards)...**Vs. Minnesota (Sept. 29):** Started at C and played all 76 snaps, helping the offense register a season-high 465 total yards as Love posted single-game career highs for passing yards (389), passing TDs (four) and completions (32)...**At L.A. Rams (Oct. 6):** Started at C and played all 59 snaps, helping to clear the way for the Packers' 126 rushing yards and a TD on 30 carries (4.2 avg.)...**Vs. Arizona (Oct. 13):** Started at C and played 68 of 73 snaps, missing five plays early in the fourth quarter due to injury. Helped to clear the way for the Packers' 437 total yards and was part of a line that did not allow a sack of Love as he tied his career high with four TD passes...**Vs. Houston (Oct. 20):** Started at C and played all 58 snaps, helping to protect Love as he threw for 220 yards and three TDs on 24-of-33 passing...**At Jacksonville (Oct. 27):** Started at C and played all 70 snaps, helping to clear the way for the Packers' 170 rushing yards and two TDs on 39 carries (4.4 avg.) as the line allowed just one sack on the afternoon...**Vs. Detroit (Nov. 3):** Was sidelined due to a wrist injury, snapping a streak of 43 consecutive games played.

JOSH MYERS' NFL REGULAR-SEASON STATISTICS

| DATE | TEAM | GP | GS |
|-------------------|---------|-----------|-----------|
| 2021 | Packers | 6 | 6 |
| 2022 | Packers | 17 | 17 |
| 2023 | Packers | 17 | 17 |
| 2024 | Packers | 8 | 8 |
| NFL TOTALS | | 48 | 48 |

JOSH MYERS' NFL POSTSEASON STATISTICS

| DATE | TEAM | GP | GS |
|-------------------|---------|----------|----------|
| 2021 | Packers | 1 | 1 |
| 2023 | Packers | 2 | 2 |
| NFL TOTALS | | 3 | 3 |

KEISEAN NIXON

25

CORNERBACK
SOUTH CAROLINA

Sixth NFL Season | Third Packers Season



Ht: 5-10 | Wt: 200 | Born: June 22, 1997 | NFL Games Played/Started: 83/26 | Acquired: FA-22

AT A GLANCE

- » First name is pronounced KEY-shawn.
- » Became the fourth kick returner to be named first-team All-Pro by *The Associated Press* in back-to-back years (2022-23), joining Cordarrelle Patterson (2019-20), Devin Hester (2006-07) and Mel Gray (1990-91). Was the first Packer to earn a spot on the AP All-Pro team at KR since the position was added in 1976.
- » Was also named to the All-NFL and All-NFC teams as a kick returner by the Pro Football Writers of America in both 2022 and 2023, and in 2023 he was selected to the NFLPA Players' All-Pro team as a kick returner. Became just the second kick returner in franchise history to be selected to the All-NFL team by the PFWA (KR Roell Preston in 1998).
- » In 2022-23, joined Al Carmichael (1956-57) as the only players in team history to lead the NFL in kickoff return yards in back-to-back seasons (min. 20 att.).
- » Ranked No. 2 in the NFL with an average of 28.83 yards per kickoff return in 2022, the best single-season mark in franchise history among players with 30-plus kickoff returns.
- » Spent the first three years of his career (2019-21) with the Raiders, appearing in 40 games with two starts.
- » Played two years at the University of South Carolina after transferring from Arizona Western College (Yuma, Ariz.), where he earned second-team All-America honors.

2024 SEASON: Has played in all nine games with seven starts, recording 42 tackles (30 solo), four tackles for a loss, a career-high two sacks, a career-best four quarterback hits, three passes defended and a forced fumble...Is one of only two defensive backs in the NFL this season with multiple sacks and four-plus tackles for a loss (Saints CB Alontae Taylor)...Is the first Packers defensive back to reach those numbers since S Adrian Amos in 2020...Has returned seven kickoffs for 195 yards (27.9 avg.) and four punts for 48 yards (12.0 avg.)...Ranks No. 4 on the team in tackles, tied for No. 4 in tackles for a loss and tied for No. 5 in sacks...**At Philadelphia (Sept. 6):** Saw action on 52 defensive snaps, recording six tackles (one solo), his first career full sack, two tackles for a loss, two quarterback hits and a pass defended. Brought down QB Jalen Hurts for a loss of 6 yards on first down near the end of the first half to help hold the Eagles to a field goal. Broke up a pass intended for WR Jahan Dotson early in the fourth quarter. Also appeared on 12 special teams snaps, returning one kickoff for 24 yards (24.0 avg.) in the fourth quarter...**Vs. Indianapolis (Sept. 15):** Started and played 47 snaps on defense, recording three tackles (all solo). Also appeared on seven special teams plays...**At Tennessee (Sept. 22):** Recorded two tackles (both solo) on 40 defensive snaps. Also saw action on five special teams plays...**Vs. Minnesota (Sept. 29):** Started and played 66 of 68 defensive snaps, recording seven tackles (five solo), a sack, a tackle for a loss, a QB hit and a forced fumble. Sacked QB Sam Darnold for a loss of 8 yards and forced him to fumble, one that was recovered by LB Edgerrin Cooper and led to a TD two plays later to make it a one-score game with 10:16 left. Also played 13 snaps on special teams and returned a punt for 1 yard...**At L.A. Rams (Oct. 6):** Started and played all 78 snaps on defense, recording five tackles (four solo), a tackle for a loss and a pass defended. Broke up a pass intended for WR Demarcus Robinson in the second quarter on second-and-3. Tackled WR Xavier Smith for a loss of 5 yards on a first-down pass play near the end of the third quarter. Also saw action on six special teams snaps...**Vs. Arizona (Oct. 13):** Started and played all 58 snaps on defense, recording three tackles (two solo) and a pass defended. Broke up a pass intended for WR Michael Wilson on a third-down play in the first quarter, forcing Arizona to punt. On special teams, returned a career-long 39-yard punt, which set up a 44-yard TD pass to WR Christian Watson on the next play. Also returned two kickoffs for 60 yards (30.0 avg.) with a season-long return of 37 yards...**Vs. Houston (Oct. 20):** Started and played all 64 snaps on defense, posting five tackles (two solo). Returned two kickoffs for 58 yards (29.0 avg.) with a long of 32 yards and one punt for 8 yards (8.0 avg.)...**At Jacksonville (Oct. 27):** Started and played 56 of 57 snaps on defense, recording four tackles (three solo). Made back-to-back tackles on RB Tank Bigsby to help force a three-and-out by the Jacksonville offense in the second quarter. Also appeared on 12 special teams plays...**Vs. Detroit (Nov. 3):** Started and played all 57 snaps on defense, recording six tackles (four solo) and a QB hit. Posted a QB hit in the fourth quarter that forced QB Jared Goff to throw an incomplection, which brought up third-and-22 and Detroit could not convert. Also returned two kickoffs for 53 yards (26.5 average) with a long of 29 yards.

REGULAR-SEASON COMPARISON: DEFENSIVE - CHICAGO BEARS

| DATE | OPP | W/L | GP/GS | TACKLES | | | | SACK | YDS. | INT | TFL | PD | QBH | TD | MISC | |
|---------------|-------------|-----|-------|---------|------|------|-----|------|------|-----|-----|----|-----|----|------|---|
| | | | | TOT | SOLO | ASST | FF | | | | | | | | FR | |
| 10/6/19 | OAK vs. CHI | W | P | 0 | 0 | 0 | 0.0 | 0.0 | 0 | 0 | 0 | 0 | 0 | 0 | 0 | 0 |
| 10/10/21 | LV vs. CHI | L | P | 0 | 0 | 0 | 0.0 | 0.0 | 0 | 0 | 0 | 0 | 0 | 0 | 0 | 0 |
| 9/18/22 | GB vs. CHI | W | P | 0 | 0 | 0 | 0.0 | 0.0 | 0 | 0 | 0 | 0 | 0 | 0 | 0 | 0 |
| 12/4/22 | GB @ CHI | W | S | 1 | 0 | 1 | 0.0 | 0.0 | 1 | 0 | 1 | 0 | 0 | 0 | 0 | 0 |
| 9/10/23 | GB @ CHI | W | S | 7 | 6 | 1 | 0.0 | 0.0 | 0 | 0 | 0 | 0 | 0 | 0 | 0 | 0 |
| 1/7/24 | GB vs. CHI | W | P | 4 | 3 | 1 | 0.0 | 0.0 | 0 | 0 | 0 | 0 | 0 | 0 | 0 | 0 |
| TOTALS | | | 5/1 | 6/2 | 12 | 9 | 3 | 0.0 | 0.0 | 1 | 1 | 1 | 0 | 0 | 0 | 0 |

REGULAR-SEASON COMPARISON: KICK RETURNS - CHICAGO BEARS

| DATE | OPP | W/L | GP/GS | NO. | YDS. | AVG. | LG | TD | |
|---------------|-------------|-----|-------|-----|------|------|------|----|---|
| 10/6/19 | OAK vs. CHI | W | P | 0 | 0 | 0 | 0 | 0 | |
| 10/10/21 | LV vs. CHI | L | P | 0 | 0 | 0 | 0 | 0 | |
| 9/18/22 | GB vs. CHI | W | P | 0 | 0 | 0 | 0 | 0 | |
| 12/4/22 | GB @ CHI | W | S | 4 | 102 | 25.5 | 35 | 0 | |
| 9/10/23 | GB @ CHI | W | S | 2 | 55 | 27.5 | 28 | 0 | |
| 1/7/24 | GB vs. CHI | W | P | 1 | 21 | 21.0 | 21 | 0 | |
| TOTALS | | | 5/1 | 6/2 | 7 | 178 | 25.4 | 35 | 0 |

REGULAR-SEASON COMPARISON: PUNT RETURNS - CHICAGO BEARS

| DATE | OPP | W/L | GP/GS | NO. | YDS. | AVG. | LG | TD |
|---------------|-------------|-----|-------|-----|------|------|----|----|
| 10/6/19 | OAK vs. CHI | W | P | 0 | 0 | 0 | 0 | 0 |
| 10/10/21 | LV vs. CHI | L | P | 0 | 0 | 0 | 0 | 0 |
| 9/18/22 | GB vs. CHI | W | P | 0 | 0 | 0 | 0 | 0 |
| 12/4/22 | GB @ CHI | W | S | 0 | 0 | 0 | 0 | 0 |
| 9/10/23 | GB @ CHI | W | S | 0 | 0 | 0 | 0 | 0 |
| 1/7/24 | GB vs. CHI | W | P | 0 | 0 | 0 | 0 | 0 |
| TOTALS | | | 5/1 | 6/2 | 0 | 0 | 0 | 0 |

KEISEAN NIXON'S NFL REGULAR-SEASON DEFENSIVE STATISTICS

| YEAR | TEAM | GP | GS | TACKLES | | | | | | INTERCEPTIONS | | | | | | ST | | MISC | | | | | | | | |
|-------------------|---------|-----------|-----------|------------|------------|-----------|----------|-------------|-------------|---------------|----------|----------|----------|----------|-----------|----------|----------|----------|-----------|-----------|----------|----------|----------|----------|----------|---|
| | | | | TK | S | A | TFL | YDS | SK | YDS | QBH | NO | YDS | LG | TD | PD | FF | FR | TD | YDS | TK | S | A | FF | FR | S |
| 2019 | Raiders | 14 | 0 | 3 | 3 | 0 | 0 | 0.0 | 0.0 | 0 | 0 | 0 | 0 | 0 | 0 | 0 | 0 | 0 | 0 | 9 | 9 | 0 | 0 | 0 | 0 | 0 |
| 2020 | Raiders | 15 | 1 | 9 | 6 | 3 | 0 | 0.0 | 0.0 | 0 | 1 | 0 | 0 | 0 | 0 | 0 | 0 | 0 | 5 | 3 | 2 | 0 | 0 | 0 | 0 | |
| 2021 | Raiders | 11 | 1 | 8 | 6 | 2 | 0 | 0.0 | 0.0 | 1 | 0 | 0 | 0 | 0 | 0 | 0 | 0 | 0 | 4 | 1 | 3 | 0 | 0 | 0 | 0 | |
| 2022 | Packers | 17 | 4 | 17 | 14 | 3 | 1 | 2.0 | 0.0 | 0 | 1 | 1 | 1 | 0 | 2 | 1 | 0 | 0 | 6 | 4 | 2 | 0 | 0 | 0 | 0 | |
| 2023 | Packers | 17 | 13 | 79 | 58 | 21 | 3 | 8.0 | 5.0 | 4.0 | 1 | 1 | 2 | 2 | 0 | 6 | 0 | 0 | 0 | 1 | 1 | 0 | 0 | 2 | 0 | |
| 2024 | Packers | 9 | 7 | 42 | 30 | 12 | 4 | 22.0 | 14.0 | 4.0 | 4 | 0 | 0 | 0 | 3 | 1 | 0 | 0 | 0 | 0 | 0 | 0 | 0 | 0 | 0 | |
| NFL TOTALS | | 83 | 26 | 158 | 117 | 41 | 8 | 32.5 | 18.0 | 7 | 2 | 3 | 2 | 0 | 12 | 2 | 0 | 0 | 25 | 18 | 7 | 0 | 2 | 0 | 0 | |

KEISEAN NIXON'S NFL POSTSEASON DEFENSIVE STATISTICS

| YEAR | TEAM | GP | GS | TACKLES | | | | | | INTERCEPTIONS | | | | | | ST | | MISC | | | | | | | |
|-------------------|---------|----------|----------|-----------|-----------|----------|----------|------------|------------|---------------|----------|----------|----------|----------|----------|----------|----------|----------|----------|----------|----------|----------|----------|----------|----------|
| | | | | TK | S | A | TFL | YDS | SK | YDS | QBH | NO | YDS | LG | TD | PD | FF | FR | TD | YDS | TK | S | A | FF | FR |
| 2021 | Raiders | 1 | 0 | 0 | 0 | 0 | 0 | 0.0 | 0.0 | 0 | 0 | 0 | 0 | 0 | 0 | 0 | 0 | 0 | 2 | 0 | 2 | 0 | 0 | 0 | 0 |
| 2023 | Packers | 2 | 1 | 16 | 10 | 6 | 1 | 6.0 | 1.0 | 6.0 | 1 | 0 | 0 | 0 | 2 | 0 | 0 | 0 | 0 | 0 | 0 | 0 | 0 | 0 | 0 |
| NFL TOTALS | | 3 | 1 | 16 | 10 | 6 | 1 | 6.0 | 1.0 | 6.0 | 1 | 0 | 0 | 0 | 2 | 0 | 0 | 0 | 2 | 0 | 2 | 0 | 0 | 0 | 0 |

KEISEAN NIXON'S NFL REGULAR-SEASON RETURN STATISTICS

| DATE | TEAM | KICKOFF RETURNS | | | | | PUNT RETURNS | | | | | |
|-------------------|---------|-----------------|--------------|-------------|-------------|----------|--------------|----------|------------|------------|-----------|----------|
| | | RET. | YDS. | AVG. | LG | TD | NO. | FC | YDS. | AVG. | LG | TD |
| 2019 | Raiders | 3 | 63 | 21.0 | 26 | 0 | 0 | 0 | 0 | 0.0 | 0 | 0 |
| 2020 | Raiders | 3 | 21 | 7.0 | 18 | 0 | 0 | 0 | 0 | 0.0 | 0 | 0 |
| 2021 | Raiders | 0 | 0 | 0.0 | 0 | 0 | 0 | 0 | 0 | 0.0 | 0 | 0 |
| 2022 | Packers | 35 | 1,009 | 28.8 | 105t | 1 | 11 | 0 | 140 | 12.7 | 24 | 0 |
| 2023 | Packers | 30 | 782 | 26.1 | 51 | 0 | 14 | 1 | 95 | 6.8 | 34 | 0 |
| 2024 | Packers | 7 | 195 | 27.9 | 37 | 0 | 4 | 0 | 48 | 12.0 | 39 | 0 |
| NFL TOTALS | | 78 | 2,070 | 26.5 | 105t | 1 | 29 | 1 | 283 | 9.8 | 39 | 0 |

KEISEAN NIXON'S NFL POSTSEASON RETURN STATISTICS

| DATE | TEAM | KICKOFF RETURNS | | | | | PUNT RETURNS | | | | | |
|-------------------|---------|-----------------|-----------|-------------|-----------|----------|--------------|----------|----------|------------|----------|----------|
| | | RET. | YDS. | AVG. | LG | TD | NO. | FC | YDS. | AVG. | LG | TD |
| 2021 | Raiders | 0 | 0 | 0.0 | 0 | 0 | 0 | 0 | 0 | 0.0 | 0 | 0 |
| 2023 | Packers | 2 | 97 | 48.5 | 73 | 0 | 0 | 0 | 0 | 0.0 | 0 | 0 |
| NFL TOTALS | | 2 | 97 | 48.5 | 73 | 0 | 0 | 0 | 0 | 0.0 | 0 | 0 |

SINGLE-GAME HIGHS: DEFENSIVE

Total Tackles 11 at Minnesota Vikings, Dec 31, 2023
7 vs. Minnesota Vikings, Sep 29, 2024
...4 more at 7.

Solo Tackles 7 at Minnesota Vikings, Dec 31, 2023
6 at Philadelphia Eagles, Sep 06, 2024
...3 more at 6.

Sacks 1.0 vs. Minnesota Vikings, Sep 29, 2024
1.0 at Philadelphia Eagles, Sep 06, 2024

Passes Defensed 2 vs. Minnesota Vikings, Oct 29, 2023
1 vs. Arizona Cardinals, Oct 13, 2024
...9 more at 1.

Forced Fumbles 1 vs. Minnesota Vikings, Sep 29, 2024
1 at Tampa Bay Buccaneers, Sep 25, 2022

Tackles For Loss 2 at Philadelphia Eagles, Sep 06, 2024
1 at Los Angeles Rams, Oct 06, 2024
...5 more at 1.

Interceptions 1 vs. Kansas City Chiefs, Dec 03, 2023
1 at Chicago Bears, Dec 04, 2022

Special Teams Fumble Recoveries 1 at New York Giants, Dec 11, 2023
1 vs. Los Angeles Chargers, Nov 19, 2023

SINGLE-GAME HIGHS: SPECIAL TEAMS

Kickoff Returns 5 at Pittsburgh Steelers, Nov 12, 2023
5 vs. Detroit Lions, Sep 28, 2023
...3 more at 5.

Kickoff Return Yards 172 at Philadelphia Eagles, Nov 27, 2022
139 at Pittsburgh Steelers, Nov 12, 2023

Longest Kickoff Return 105t vs. Minnesota Vikings, Jan 01, 2023
93 at Miami Dolphins, Dec 25, 2022

Punt Return Yards 39 vs. Arizona Cardinals, Oct 13, 2024
38 vs. Detroit Lions, Jan 08, 2023

Longest Punt Return 39 vs. Arizona Cardinals, Oct 13, 2024
34 vs. Detroit Lions, Sep 28, 2023

Punt Returns 4 vs. Detroit Lions, Jan 08, 2023
2 vs. Arizona Cardinals, Oct 13, 2024
...6 more at 2.

Punt Return Average 9.5 vs. Detroit Lions, Jan 08, 2023
34.4 at Philadelphia Eagles, Nov 27, 2022
27.8 at Pittsburgh Steelers, Nov 12, 2023

Special Teams Tackles 3 at Los Angeles Chargers, Dec 22, 2019
2 at Washington Commanders, Oct 23, 2022
...3 more at 2.

2024 GXG REGULAR SEASON (PACKERS)

| DATE | OPPONENT | P/S | TK | S | A | SK | YDS | INT | PD | FF | FR |
|--------------------|------------|------------|-----------|-----------|-----------|------------|-------------|----------|----------|----------|----------|
| 09/06 | at Eagles | P | 7 | 6 | 1 | 1.0 | 6.0 | 0 | 1 | 0 | 0 |
| 09/15 | Colts | S | 3 | 3 | 0 | 0.0 | 0.0 | 0 | 0 | 0 | 0 |
| 09/22 | at Titans | P | 2 | 2 | 0 | 0.0 | 0.0 | 0 | 0 | 0 | 0 |
| 09/29 | Vikings | S | 7 | 5 | 2 | 1.0 | 8.0 | 0 | 0 | 1 | 0 |
| 10/06 | at Rams | S | 5 | 4 | 1 | 0.0 | 0.0 | 0 | 1 | 0 | 0 |
| 10/13 | Cardinals | S | 3 | 1 | 2 | 0.0 | 0.0 | 0 | 1 | 0 | 0 |
| 10/20 | Texans | S | 5 | 2 | 3 | 0.0 | 0.0 | 0 | 0 | 0 | 0 |
| 10/27 | at Jaguars | S | 4 | 3 | 1 | 0.0 | 0.0 | 0 | 0 | 0 | 0 |
| 11/03 | Lions | S | 6 | 4 | 2 | 0.0 | 0.0 | 0 | 0 | 0 | 0 |
| 2024 TOTALS | | 9-7 | 42 | 30 | 12 | 2.0 | 14.0 | 0 | 3 | 1 | 0 |

2024 GXG REGULAR SEASON (PACKERS)

| DATE | OPPONENT | P/S | KICKOFF RETURNS | | | | | PUNT RETURNS | | | | | W/L | SCORE | |
|--------------------|------------|------------|-----------------|------------|-------------|-----------|----------|--------------|----------|-----------|-------------|-----------|----------|------------|-------|
| | | | RET | YDS | AVG | LG | TD | NO | FC | YDS | AVG | LG | | | TD |
| 09/06 | at Eagles | P | 1 | 24 | 24.0 | 24 | 0 | 0 | 0 | 0 | 0.0 | 0 | 0 | L | 29-34 |
| 09/15 | Colts | S | 0 | 0 | 0.0 | 0 | 0 | 0 | 0 | 0 | 0.0 | 0 | 0 | W | 16-10 |
| 09/22 | at Titans | P | 0 | 0 | 0.0 | 0 | 0 | 0 | 0 | 0 | 0.0 | 0 | 0 | W | 30-14 |
| 09/29 | Vikings | S | 0 | 0 | 0.0 | 0 | 0 | 1 | 0 | 1 | 1.0 | 1 | 0 | L | 29-31 |
| 10/06 | at Rams | S | 0 | 0 | 0.0 | 0 | 0 | 0 | 0 | 0 | 0.0 | 0 | 0 | W | 24-19 |
| 10/13 | Cardinals | S | 2 | 60 | 30.0 | 37 | 0 | 2 | 0 | 39 | 19.5 | 39 | 0 | W | 34-13 |
| 10/20 | Texans | S | 2 | 58 | 29.0 | 32 | 0 | 1 | 0 | 8 | 8.0 | 8 | 0 | W | 24-22 |
| 10/27 | at Jaguars | S | 0 | 0 | 0.0 | 0 | 0 | 0 | 0 | 0 | 0.0 | 0 | 0 | W | 30-27 |
| 11/03 | Lions | S | 2 | 53 | 26.5 | 29 | 0 | 0 | 0 | 0 | 0.0 | 0 | 0 | L | 14-24 |
| 2024 TOTALS | | 9-7 | 7 | 195 | 27.9 | 37 | 0 | 4 | 0 | 48 | 12.0 | 39 | 0 | 6-3 | |

KITAN OLADAPO

27

SAFETY
OREGON STATE

Rookie



Ht: 6-2 | Wt: 216 | Born: October 10, 2000 | NFL Games Played/Started: 3/0 | Acquired: D5b-24

AT A GLANCE

- » Name is pronounced kuh-TAWN oh-luh-DAPP-oh.
- » Played in 46 games with 38 starts in five seasons (2019-23) at Oregon State, recording 248 tackles (145 solo), 15½ tackles for a loss, 6½ sacks, five QB hurries, three INTs, 27 passes defended, two forced fumbles and a fumble recovery.
- » Earned first-team All-America honors from Pro Football Focus and first-team All-Pacific-12 recognition from *The Associated Press* in 2023.
- » Started all 26 games over his final two seasons and finished No. 2 on the team in tackles in both of those seasons, including a career-best 80 tackles in 2022 on his way to earning first-team AP All-Pac-12 recognition.
- » Selected by the Packers with the second of two picks in the fifth round (No. 169 overall) of the 2024 NFL Draft, becoming just the second Oregon State defensive back to be drafted by the Packers (DB Tim Smith, eighth round in 1980).
- » Earned first-team all-state honors at Central Catholic High School (Portland Ore.), helping the Rams win a state title in 2017.

2024 SEASON: Has played in three games on special teams, recording one tackle on kickoff coverage...Has been inactive (healthy scratch) for six games...**At Philadelphia (Sept. 6):** Made his NFL debut, appearing on six special teams snaps...**Vs. Indianapolis (Sept. 15):** Inactive (healthy scratch)...**At Tennessee (Sept. 22):** Inactive (healthy scratch)...**Vs. Minnesota (Sept. 29):** Inactive (healthy scratch)...**At L.A. Rams (Oct. 6):** Appeared on three special teams snaps...**Vs. Arizona (Oct. 13):** Inactive (healthy scratch)...**Vs. Houston (Oct. 20):** Inactive (healthy scratch)...**At Jacksonville (Oct. 27):** Inactive (healthy scratch)...**Vs. Detroit (Nov. 3):** Played nine snaps on special teams, recording his first career tackle on kickoff coverage in the third quarter.

KITAN OLADAPO'S NFL REGULAR-SEASON DEFENSIVE STATISTICS

| YEAR | TEAM | GP | GS | TACKLES | | | | | | | INTERCEPTIONS | | | | | | | ST | | | | MISC | | | | |
|-------------------|---------|----------|----------|----------|----------|----------|----------|----------|------------|------------|---------------|----------|----------|----------|----------|----------|----------|----------|----------|----------|----------|----------|----------|----------|----------|----------|
| | | | | TK | S | A | TFL | YDS | SK | YDS | QBH | NO | YDS | LG | TD | PD | FF | FR | TD | YDS | TK | S | A | FF | FR | S |
| 2024 | Packers | 3 | 0 | 0 | 0 | 0 | 0 | 0 | 0.0 | 0.0 | 0 | 0 | 0 | 0 | 0 | 0 | 0 | 0 | 0 | 1 | 0 | 1 | 0 | 0 | 0 | 0 |
| NFL TOTALS | | 3 | 0 | 0 | 0 | 0 | 0 | 0 | 0.0 | 0.0 | 0 | 0 | 0 | 0 | 0 | 0 | 0 | 0 | 0 | 1 | 0 | 1 | 0 | 0 | 0 | 0 |

2024 GXG REGULAR SEASON (PACKERS)

| DATE | OPPONENT | P/S | TK | S | A | SK | YDS | INT | PD | FF | FR |
|--------------------|------------|------------|----------|----------|----------|------------|------------|----------|----------|----------|----------|
| 09/06 | at Eagles | P | 0 | 0 | 0 | 0.0 | 0.0 | 0 | 0 | 0 | 0 |
| 09/15 | Colts | | INACTIVE | | | | | | | | |
| 09/22 | at Titans | | INACTIVE | | | | | | | | |
| 09/29 | Vikings | | INACTIVE | | | | | | | | |
| 10/06 | at Rams | P | 0 | 0 | 0 | 0.0 | 0.0 | 0 | 0 | 0 | 0 |
| 10/13 | Cardinals | | INACTIVE | | | | | | | | |
| 10/20 | Texans | | INACTIVE | | | | | | | | |
| 10/27 | at Jaguars | | INACTIVE | | | | | | | | |
| 11/03 | Lions | P | 0 | 0 | 0 | 0.0 | 0.0 | 0 | 0 | 0 | 0 |
| 2024 TOTALS | | 3-0 | 0 | 0 | 0 | 0.0 | 0.0 | 0 | 0 | 0 | 0 |

MATT ORZECH

42

LONG SNAPPER
AZUSA PACIFIC

Fifth NFL Season | Second Packers Season



Ht: 6-3 | Wt: 245 | Born: April 12, 1995 | NFL Games Played/Started: 76/0 | Acquired: UFA (LAR)-23

AT A GLANCE

- » Last name is pronounced OR-zick.
- » Appeared in 67 regular-season games during his first four seasons in the league, handling snapping duties for all 17 contests for the Packers last season, for all 34 games for the Los Angeles Rams in 2021-22 and all 16 games for the Jacksonville Jaguars in 2019.
- » Helped Rams K Matt Gay connect on 60 of 64 field goals in 2021-22, a 93.8 percentage that ranked No. 2 in the NFL over that span.
- » Handled snapping duties for the Packers during both 2023 playoff contests and for the Rams for all four of their postseason games in 2021 as the team captured a world title with a win over the Cincinnati Bengals in Super Bowl LVI.
- » As a rookie with Jacksonville in 2019, helped K Josh Lambo set a single-season team record for field goals made (33) and P Logan Cooke lead the NFL with a franchise-record net punting average of 44.5 yards.
- » Played in 46 games with eight starts during his five seasons at Azusa Pacific (2013-15, 2017-18), seeing time at tight end and long snapper.

2024 SEASON: Has played in all nine games, handling the snapping duties for all punts and placements...Has posted one tackle on special teams...Was released on Oct. 21 and re-signed on Oct. 23...**At Philadelphia (Sept. 6):** Played 10 special teams snaps, handling the snapping duties for all punts and placements. Helped rookie K Brayden Narveson connect on three field goals (31, 23, 26) and two extra points in his NFL debut...**Vs. Indianapolis (Sept. 15):** Appeared on eight special teams snaps, handling the snapping duties for all punts and placements. Helped Narveson make three FGs (46, 42, 34) and his lone extra point. Also snapped for P Daniel Whelan, who placed a season-high three punts inside the 20...**At Tennessee (Sept. 22):** Played 13 special teams snaps, handling the snapping duties for all punts and placements. Helped Narveson connect on all three field goals (21, 26, 47) and all three extra points, including a career-long 47-yard FG in the fourth quarter. Also snapped for Whelan, who recorded a season-long punt of 63 yards...**Vs. Minnesota (Sept. 29):** Played eight special teams snaps, handling the snapping duties for all punts and placements. Snapped for Whelan, who recorded a career-long 74-yard punt. Helped Narveson connect on all three extra points...**At L.A. Rams (Oct. 6):** Appeared on nine special teams snaps, handling the snapping duties for all punts and placements. Helped Narveson connect on a 46-yard FG and all three extra points...**Vs. Arizona (Oct. 13):** Played eight special teams snaps, handling the snapping duties for all punts and placements. Snapped for Narveson who connected on two FGs (36, 41) and all four extra points. Helped Whelan place his lone punt of the game inside the 20...**Vs. Houston (Oct. 20):** Appeared on nine special teams snaps, handling the snapping duties for all punts and placements. Recorded a tackle on punt coverage. Snapped for Whelan, who set career highs in gross punting yards, gross punting average, and net punting yards. Also snapped for K Brandon McManus, who made his Packers debut and drilled a 45-yard, game-winning FG as time expired...**At Jacksonville (Oct. 27):** Played 11 snaps on special teams, handling the snapping duties for all punts and placements. Snapped for McManus as he connected on all three of his field-goal attempts, including a 24-yard game winner for the second week in a row, and all three of his extra points. Helped Whelan tie his season high with three punts inside the 20...**Vs. Detroit (Nov. 3):** Appeared on five special teams snaps, handling the snapping duties for all punts and placements. Snapped for Whelan, who placed both of his punts inside the 20. Helped McManus connect on two FGs (30, 38).

MATT ORZECH'S NFL REGULAR-SEASON STATISTICS

| DATE | TEAM | GP |
|-------------------|---------|-----------|
| 2019 | Jaguars | 16 |
| 2021 | Rams | 17 |
| 2022 | Rams | 17 |
| 2023 | Packers | 17 |
| 2024 | Packers | 9 |
| NFL TOTALS | | 76 |

MATT ORZECH'S NFL POSTSEASON STATISTICS

| DATE | TEAM | GP |
|-------------------|---------|----------|
| 2021 | Rams | 4 |
| 2023 | Packers | 2 |
| NFL TOTALS | | 6 |

JAYDEN REED

11

WIDE RECEIVER
MICHIGAN STATE

Second NFL Season | Second Packers Season



Ht: 5-11 | Wt: 187 | Born: April 28, 2000 | NFL Games Played/Started: 25/17 | Acquired: D2b-23

AT A GLANCE

- » Became the first NFL player since the 1970 AFL-NFL merger to post 80-plus receptions (81), 1,000-plus receiving yards (1,129), 10-plus receiving TDs (10) and 200-plus rushing yards (210) in his first 20 NFL games.
- » Set a franchise rookie record with 64 receptions in 2023, eclipsing WR Sterling Sharpe's mark of 55 catches in 1988.
- » Tied for the team lead with eight receiving TDs last season, the third most by a rookie in team history, and posted a team-best 793 receiving yards as he became the first rookie to lead the Packers in catches and receiving yards since Sharpe in 1988.
- » Became the first rookie in NFL history to post 100-plus rushing yards (119), multiple rushing TDs (two), 60-plus receptions, 750-plus receiving yards and eight-plus receiving TDs.
- » Was one of only three players in the NFL last season (Cowboys WR CeeDee Lamb, Raiders WR Jakobi Meyers) to post eight-plus receiving TDs and multiple rushing TDs and was just the third rookie WR in NFL history to hit those marks in a season (Ray Ramsey, 1947; Chase Claypool, 2020).
- » Played three seasons at Michigan State (2020-22), finishing his career ranked No. 6 in school history in receptions (147) and tied for No. 7 in TD catches (18).
- » Earned first-team All-America honors from the American Football Coaches Association as a junior in 2021 as an all-purpose player after leading the Big Ten in punt return TDs (two) and ranking No. 2 in the conference in all-purpose yards (128.8 ypg).

2024 SEASON: Has played in all nine games with four starts and has posted a team-high 36 catches for a team-best 620 yards (17.2 avg.) and three TDs...Ranks No. 6 in the league in receiving yards and No. 9 in yards per catch...Among the 37 players with 35-plus catches this season, ranks No. 1 in the league in yards per catch at 17.2...Is tied for No. 2 in the league with three 100-yard receiving games...Is tied for No. 1 in the league in catches of 25-plus yards (10)...Per TruMedia, ranks No. 5 among NFL wide receivers with 280 yards after the catch...Among players with 40-plus targets, ranks No. 1 in the league in passer rating when targeted (139.3), six points higher than the next-closest player...Leads all NFL wide receivers with 110 rushing yards on 11 carries (10.0 avg.), with five of his attempts going for 10-plus yards...Is the only player in the league with 500-plus receiving yards and 100-plus rushing yards this season...Is one of only three NFL players since the 1970 AFL-NFL merger to post 35-plus catches, 600-plus receiving yards, an average of 17-plus yards per catch and 100-plus rushing yards in the first nine games of a season (Broncos WR Javon Walker in 2006, Packers WR James Lofton in 1982)...Ranks No. 2 in the league among WRs in yards from scrimmage (730)...Is tied for No. 4 in the NFL in explosive plays (18)...**At Philadelphia (Sept. 6):** Played 48 snaps and led the team with 138 yards on four receptions (34.5 avg.), highlighted by a career-long 70-yard TD catch with 5:11 remaining in the third quarter. It marked his second TD of the night as he posted a career-long 33-yard TD run early in the second quarter, becoming the first Packer since the 1970 AFL-NFL merger and just the fifth NFL player since 1970 to register a TD catch of 70-plus yards and a TD run of 30-plus yards in the same game. Became the first NFL player to post a TD catch of 30-plus yards and a TD run of 30-plus yards in a season opener since Browns RB Jim Brown in 1963. Became the first NFL wide receiver to record a TD run of 30-plus yards in back-to-back seasons since Eagles WR DeSean Jackson and Jets WR Brad Smith in 2009-10. Became the first Green Bay WR to register 135-plus receiving yards and 30-plus rushing yards in a game since Max McGee at Philadelphia on Nov. 11, 1962. Became the first NFL wide receiver with 170-plus yards from scrimmage (171), a rushing TD and a receiving TD in the same game since Broncos WR Javon Walker at Pittsburgh on Nov. 5, 2006...**Vs. Indianapolis (Sept. 15):** Appeared on 39 snaps and posted two receptions for 9 yards (4.5 avg.) and 37 rushing yards on two attempts (18.5 avg.), becoming the first Green Bay WR since the 1970 merger to register 30-plus rushing yards in back-to-back games...**At Tennessee (Sept. 22):** Started and played 36 of 63 snaps, pacing the team with four receptions for 50 yards (12.5 avg.), highlighted by a 30-yard catch over the middle on Green Bay's first play from scrimmage. Added 19 rushing yards on two carries (9.5 avg.)...**Vs. Minnesota (Sept. 29):** Started and played 59 of 76 snaps, leading the team with a career-high 139 yards receiving and a TD on seven catches (19.9 avg.). Caught a 15-yard TD pass with 15 seconds remaining in the first half. Posted a 42-yard grab down to the Minnesota 17 with 1:35 remaining in the game...**At L.A. Rams (Oct. 6):** Started and played 49 of 55 snaps, hauling in four passes for 78 yards (19.5 avg.), highlighted by a 53-yard catch down to the Los Angeles 2 in the first quarter that set up a TD on the next play. Added 19 rushing yards on two carries (9.5 avg.)...**Vs. Arizona (Oct. 13):** Started and played 39 snaps, leading the team with six receptions for 28 yards (4.7 avg.) and a TD. Got the Packers on the board with a 5-yard TD reception midway through the first quarter...**Vs. Houston (Oct. 20):** Played 43 snaps and caught two passes for 10 yards (5.0 avg.)...**At Jacksonville (Oct. 27):** Played 41 snaps and posted a pair of receptions for 55 yards (27.5 avg.), highlighted by a 51-yard catch with just over a minute remaining down to the Jacksonville 15 that helped set up the game-winning 24-yard FG by K Brandon McManus...**Vs. Detroit (Nov. 3):** Played 44 snaps and led the team with 113 receiving yards on five catches (22.6 avg.). Matched his career high (Week 1 this season at Philadelphia) with three receptions of 25-plus yards (41, 32, 28).

REGULAR-SEASON COMPARISON: RECEIVING - CHICAGO BEARS

| DATE | OPP | W/L | GP/GS | REC | YDS | AVG. | TD | LG | TGTS | YAC |
|---------------|------------|------------|------------|----------|------------|-------------|----------|-----------|----------|-----------|
| 9/10/23 | GB @ CHI | W | S | 2 | 48 | 24.0 | 0 | 30 | 5 | 18 |
| 1/7/24 | GB vs. CHI | W | S | 4 | 112 | 28.0 | 0 | 59 | 4 | 55 |
| TOTALS | | 2/0 | 2/2 | 6 | 160 | 26.7 | 0 | 59 | 9 | 73 |

JAYDEN REED'S NFL REGULAR-SEASON RUSHING/RECEIVING STATISTICS

| DATE | TEAM | RECEIVING | | | | | | | RUSHING | | | | |
|-------------------|---------|-----------|-----------|------------|--------------|-------------|------------|-----------|-----------|------------|-------------|------------|----------|
| | | GP | GS | NO. | YDS. | AVG. | LG | TD | NO. | YDS. | AVG. | LG | TD |
| 2023 | Packers | 16 | 13 | 64 | 793 | 12.4 | 59 | 8 | 11 | 119 | 10.8 | 32t | 2 |
| 2024 | Packers | 9 | 4 | 36 | 620 | 17.2 | 70t | 3 | 11 | 110 | 10.0 | 33t | 1 |
| NFL TOTALS | | 25 | 17 | 100 | 1,413 | 14.1 | 70t | 11 | 22 | 229 | 10.4 | 33t | 3 |

JAYDEN REED'S NFL POSTSEASON RUSHING/RECEIVING STATISTICS

| DATE | TEAM | RECEIVING | | | | | | | RUSHING | | | | |
|-------------------|---------|-----------|----------|----------|-----------|------------|-----------|----------|----------|----------|------------|----------|----------|
| | | GP | GS | NO. | YDS. | AVG. | LG | TD | NO. | YDS. | AVG. | LG | TD |
| 2023 | Packers | 2 | 1 | 4 | 35 | 8.8 | 27 | 0 | 1 | 9 | 9.0 | 9 | 0 |
| NFL TOTALS | | 2 | 1 | 4 | 35 | 8.8 | 27 | 0 | 1 | 9 | 9.0 | 9 | 0 |

JAYDEN REED'S NFL REGULAR-SEASON RETURN STATISTICS

| | | PUNT RETURNS | | | | | |
|-------------------|---------|--------------|-----------|------------|------------|-----------|----------|
| DATE | TEAM | NO. | FC | YDS. | AVG. | LG | TD |
| 2023 | Packers | 11 | 14 | 94 | 8.5 | 35 | 0 |
| 2024 | Packers | 8 | 13 | 48 | 6.0 | 13 | 0 |
| NFL TOTALS | | 19 | 27 | 142 | 7.5 | 35 | 0 |

JAYDEN REED'S NFL POSTSEASON RETURN STATISTICS

| | | PUNT RETURNS | | | | | |
|-------------------|---------|--------------|----------|-----------|------------|-----------|----------|
| DATE | TEAM | NO. | FC | YDS. | AVG. | LG | TD |
| 2023 | Packers | 2 | 4 | 16 | 8.0 | 12 | 0 |
| NFL TOTALS | | 2 | 4 | 16 | 8.0 | 12 | 0 |

SINGLE-GAME HIGHS: RUSHING/RECEIVING/RETURNS

| | | | |
|--------------------------|--|----------------------------|--|
| Rush Attempts | 4 at New York Giants, Dec 11, 2023 3 vs. Los Angeles Chargers, Nov 19, 2023 | Longest Receptions | 70t at Philadelphia Eagles, Sep 06, 2024 59 vs. Chicago Bears, Jan 07, 2024 |
| Rushing Yards | 46 vs. Los Angeles Chargers, Nov 19, 2023 38 at New York Giants, Dec 11, 2023 | Receiving TDs | 2 at Minnesota Vikings, Dec 31, 2023 2 at Atlanta Falcons, Sep 17, 2023 |
| Longest Runs | 33t at Philadelphia Eagles, Sep 06, 2024 32t vs. Los Angeles Chargers, Nov 19, 2023 | Punt Return Yards | 54 at Chicago Bears, Sep 10, 2023 22 vs. Los Angeles Rams, Nov 05, 2023 |
| Rushing TDs | 1 at New York Giants, Dec 11, 2023 1 vs. Los Angeles Chargers, Nov 19, 2023 | Longest Punt Return | 35 at Chicago Bears, Sep 10, 2023 22 vs. Los Angeles Rams, Nov 05, 2023 |
| Receptions | 8 at New York Giants, Dec 11, 2023 7 vs. Minnesota Vikings, Sep 29, 2024 | Punt Returns | 3 at Chicago Bears, Sep 10, 2023 2 vs. Detroit Lions, Nov 03, 2024 |
| Receiving Yards | 139 vs. Minnesota Vikings, Sep 29, 2024 138 at Philadelphia Eagles, Sep 06, 2024 | Most TDs | ...3 more at 2. 2 at Philadelphia Eagles, Sep 06, 2024 2 at Minnesota Vikings, Dec 31, 2023 |
| Receiving Average | 34.5 at Philadelphia Eagles, Sep 06, 2024 28.0 vs. Chicago Bears, Jan 07, 2024 | Scrimmage Yards | ...1 more at 2. 171 at Philadelphia Eagles, Sep 06, 2024 141 vs. Minnesota Vikings, Sep 29, 2024 |

2024 GXG REGULAR SEASON (PACKERS)

| DATE | OPPONENT | P/S | RECEIVING | | | | RUSHING | | | | | |
|--------------------|------------|------------|-----------|------------|-------------|------------|----------|-----------|------------|-------------|------------|----------|
| | | | NO. | YDS. | AVG. | LG | TD | NO. | YDS. | AVG. | LG | TD |
| 09/06 | at Eagles | P | 4 | 138 | 34.5 | 70t | 1 | 1 | 33 | 33.0 | 33t | 1 |
| 09/15 | Colts | P | 2 | 9 | 4.5 | 9 | 0 | 2 | 37 | 18.5 | 22 | 0 |
| 09/22 | at Titans | S | 4 | 50 | 12.5 | 30 | 0 | 2 | 19 | 9.5 | 15 | 0 |
| 09/29 | Vikings | S | 7 | 139 | 19.9 | 42 | 1 | 1 | 2 | 2.0 | 2 | 0 |
| 10/06 | at Rams | S | 4 | 78 | 19.5 | 53 | 0 | 2 | 19 | 9.5 | 11 | 0 |
| 10/13 | Cardinals | S | 6 | 28 | 4.7 | 7 | 1 | 1 | 0 | 0.0 | 0 | 0 |
| 10/20 | Texans | P | 2 | 10 | 5.0 | 6 | 0 | 1 | 0 | 0.0 | 0 | 0 |
| 10/27 | at Jaguars | P | 2 | 55 | 27.5 | 51 | 0 | 1 | 0 | 0.0 | 0 | 0 |
| 11/03 | Lions | P | 5 | 113 | 22.6 | 41 | 0 | 0 | 0 | 0.0 | 0 | 0 |
| 2024 TOTALS | | 9-4 | 36 | 620 | 17.2 | 70t | 3 | 11 | 110 | 10.0 | 33t | 1 |

SEAN RHYAN

75

GUARD
UCLA

Third NFL Season | Third Packers Season



Ht: 6-5 | Wt: 321 | Born: September 15, 2000 | NFL Games Played/Started: 22/9 | Acquired: D3-22

AT A GLANCE

- » Played in 12 contests for the Packers in 2023, splitting time at right guard with Jon Runyan for the final four regular-season games and both playoff contests.
- » Part of a line that did not allow a sack in the playoffs, the first time in franchise history that the Packers did not give up a sack in back-to-back games in a single postseason.
- » Selected by the Packers in the third round (No. 92 overall) of the 2022 NFL Draft, becoming the first UCLA offensive lineman to be drafted by Green Bay since C Mike Flanagan (third round) in 1996.
- » Started all 31 games he appeared in at LT during his three years at UCLA, helping the Bruins rank No. 2 in the Pac-12 with an average of 193.5 rushing yards per game from 2019-21.
- » Earned first-team All-Pac-12 honors from the league's coaches and Phil Steele's College Football as a junior in 2021 as UCLA ranked No. 14 in the nation in rushing offense (215.1 ypg).

2024 SEASON: Has started all nine games at RG and has helped the offense rank No. 1 in sacks allowed (12), No. 3 in total offense (390.6 ypg), rushing offense (154.8 ypg) and yards per play (6.16), No. 4 in yards per carry (4.98), tied for No. 4 in explosive runs (31) and tied for No. 7 in explosive plays (74)...Part of a line that has allowed zero sacks in three games this season, tied for No. 1 in the league...**At Philadelphia (Sept. 6):** Started at RG and played 42 of 67 snaps, rotating with Jordan Morgan at RG. Moved over to LG for the final two plays of the game after G Elgton Jenkins slid over to center in place of an injured Josh Myers. Helped protect QB Jordan Love as he was sacked just once on the evening and cleared holes for Green Bay to register 163 rushing yards on just 21 carries (7.8 avg.)...**Vs. Indianapolis (Sept. 15):** Started at RG and played 50 of 70 snaps, appearing on offense on eight of 10 drives with Morgan rotating in for two in the first half. Was part of a line that did not allow a sack of QB Malik Willis and cleared the way for the Packers' 261 rushing yards on 37 attempts (4.9 avg.), the highest rushing-yardage total in a game by Green Bay since Sept. 28, 2003, vs. Denver (262 yards)...**At Tennessee (Sept. 22):** Started at RG and played all 63 snaps, helping to clear the way for the Packers' 188 rushing yards on 37 attempts (5.1 avg.), bringing their total over their past two games to 449 rushing yards, the most over a two-game span by Green Bay in a single season since Nov. 2-10, 2003 (502 yards)...**Vs. Minnesota (Sept. 29):** Started at RG and helped the offense register a season-high 465 total yards as Love posted single-game career highs for passing yards (389), passing TDs (four) and completions (32)...**At L.A. Rams (Oct. 6):** Started at RG and played all 59 snaps, helping to clear the way for the Packers' 126 rushing yards and a TD on 30 carries (4.2 avg.)...**Vs. Arizona (Oct. 13):** Started at RG and played 40 of 73 snaps as he rotated with Morgan at RG. Played his Moved over to LG for five snaps early in the fourth quarter with Jenkins sliding over to C for an injured Myers. Helped to clear the way for the Packers' 437 total yards and was part of a line that did not allow a sack of Love as he tied his career high with four TD passes...**Vs. Houston (Oct. 20):** Started at RG and played all but one series (45 of 58 snaps), helping to protect Love as he threw for 220 yards and three TDs on 24-of-33 passing...**At Jacksonville (Oct. 27):** Started at RG and played 48 of 70 snaps as he rotated with Morgan, helping to clear the way for the Packers' 170 rushing yards and two TDs on 39 carries (4.4 avg.) as the line allowed just one sack on the afternoon...**Vs. Detroit (Nov. 3):** Started at LG and played all 65 snaps as the line did not allow a sack and cleared the way for 138 rushing yards on 23 attempts (6.0 avg.).

SEAN RHYAN'S NFL REGULAR-SEASON STATISTICS

| DATE | TEAM | GP | GS |
|-------------------|---------|-----------|----------|
| 2022 | Packers | 1 | 0 |
| 2023 | Packers | 12 | 0 |
| 2024 | Packers | 9 | 9 |
| NFL TOTALS | | 22 | 9 |

SEAN RHYAN'S NFL POSTSEASON STATISTICS

| DATE | TEAM | GP | GS |
|-------------------|---------|----------|----------|
| 2023 | Packers | 2 | 0 |
| NFL TOTALS | | 2 | 0 |

BEN SIMS 89

TIGHT END
BAYLOR

Second NFL Season | Second Packers Season



Ht: 6-5 | Wt: 250 | Born: May 16, 2000 | NFL Games Played/Started: 26/5 | Acquired: W-23 (Min.)

AT A GLANCE

- » Played in all 17 games with one start for Green Bay as a rookie last season, posting four catches for 21 yards (5.3 avg.) and a TD.
- » Registered his first NFL touchdown catch vs. Kansas City in Week 13, capping off Green Bay's opening drive with a 1-yard TD grab from QB Jordan Love.
- » Signed with the Minnesota Vikings as an undrafted free agent in May 2023 and was claimed off waivers by the Packers on Aug. 31, 2023.
- » Among tight ends at Baylor, finished No. 1 in school history in receiving TDs (12), No. 2 in receptions (78) and No. 4 in receiving yards (785).
- » Earned All-Big 12 honorable mention from the conference's coaches in 2022 after catching 31 passes for 255 yards (8.2 avg.) and three TDs.
- » Caught nine TD passes in 2021, the most by a tight end in a season in school history.

2024 SEASON: Has appeared in all nine games with four starts, seeing time on offense and special teams...Has posted three catches for 40 yards (13.3 avg.)...**At Philadelphia (Sept. 6):** Appeared on one play on offense and eight on special teams...**Vs. Indianapolis (Sept. 15):** Played six snaps on offense and two on special teams...**At Tennessee (Sept. 22):** Appeared on two plays on offense and three on special teams...**Vs. Minnesota (Sept. 29):** Played two snaps on offense and six on special teams...**At L.A. Rams (Oct. 6):** Appeared on 19 snaps on offense and four on special teams...**Vs. Arizona (Oct. 13):** Made his first start of the season, appearing on 28 snaps and posting a career-high two catches for a career-best 38 yards (19.0 avg.), highlighted by a 28-yard grab down the sideline early in the second quarter...**Vs. Houston (Oct. 20):** Started and appeared on 16 plays on offense and six on special teams, posting a 2-yard catch...**At Jacksonville (Oct. 27):** Started as the Packers opened with two tight ends, playing 25 snaps on offense and six on special teams...**Vs. Detroit (Nov. 3):** Started for the fourth straight game as the Packers opened with two tight ends, appearing on 12 snaps on offense and five on special teams.

REGULAR-SEASON COMPARISON: RECEIVING - CHICAGO BEARS

| DATE | OPP | W/L | GP/GS | REC | YDS. | AVG. | TD | LG | TGTS | YAC |
|---------------|------------|-----|------------|----------|----------|----------|----------|----------|----------|----------|
| 9/10/23 | GB @ CHI | W | P | 0 | 0 | 0 | 0 | 0 | 0 | 0 |
| 1/7/24 | GB vs. CHI | W | P | 0 | 0 | 0 | 0 | 0 | 0 | 0 |
| TOTALS | | | 2/0 | 0 | 0 | 0 | 0 | 0 | 0 | 0 |

BEN SIMS' NFL REGULAR-SEASON RECEIVING STATISTICS

| | | RECEIVING | | | | | | | | |
|-------------------|---------|-----------|----------|----------|-----------|------------|-----------|----------|--|--|
| DATE | TEAM | GP | GS | NO. | YDS. | AVG. | LG | TD | | |
| 2023 | Packers | 17 | 1 | 4 | 21 | 5.3 | 12 | 1 | | |
| 2024 | Packers | 9 | 4 | 3 | 40 | 13.3 | 28 | 0 | | |
| NFL TOTALS | | 26 | 5 | 7 | 61 | 8.7 | 28 | 1 | | |

BEN SIMS' NFL POSTSEASON RECEIVING STATISTICS

| | | RECEIVING | | | | | | | | |
|-------------------|---------|-----------|----------|----------|----------|------------|----------|----------|--|--|
| DATE | TEAM | GP | GS | NO. | YDS. | AVG. | LG | TD | | |
| 2023 | Packers | 2 | 0 | 1 | 4 | 4.0 | 4 | 0 | | |
| NFL TOTALS | | 2 | 0 | 1 | 4 | 4.0 | 4 | 0 | | |

SINGLE-GAME HIGHS: RECEIVING

| | | | | |
|--------------------|--|---------------|--|--|
| Receptions | 2 vs. Arizona Cardinals, Oct 13, 2024 | Receiving TDs | 1 vs. Kansas City Chiefs, Dec 03, 2023 | |
| | 1 at Minnesota Vikings, Dec 31, 2023 | | All-Purpose Yards | 38 vs. Arizona Cardinals, Oct 13, 2024 |
| | ...3 more at 1. | | | 12 at Las Vegas Raiders, Oct 09, 2023 |
| Receiving Yards | 38 vs. Arizona Cardinals, Oct 13, 2024 | Most TDs | 1 vs. Kansas City Chiefs, Dec 03, 2023 | |
| Longest Receptions | 28 vs. Arizona Cardinals, Oct 13, 2024 | | | |
| | 12 at Las Vegas Raiders, Oct 09, 2023 | | | |

2024 GXG REGULAR SEASON (PACKERS)

| | | | RECEIVING | | | | | RUSHING | | | | |
|--------------------|------------|------------|-----------|-----------|-------------|-----------|----------|----------|----------|------------|----------|----------|
| DATE | OPPONENT | P/S | NO. | YDS. | AVG. | LG | TD | NO. | YDS. | AVG. | LG | TD |
| 09/06 | at Eagles | P | 0 | 0 | 0.0 | 0 | 0 | 0 | 0 | 0.0 | 0 | 0 |
| 09/15 | Colts | P | 0 | 0 | 0.0 | 0 | 0 | 0 | 0 | 0.0 | 0 | 0 |
| 09/22 | at Titans | P | 0 | 0 | 0.0 | 0 | 0 | 0 | 0 | 0.0 | 0 | 0 |
| 09/29 | Vikings | P | 0 | 0 | 0.0 | 0 | 0 | 0 | 0 | 0.0 | 0 | 0 |
| 10/06 | at Rams | P | 0 | 0 | 0.0 | 0 | 0 | 0 | 0 | 0.0 | 0 | 0 |
| 10/13 | Cardinals | S | 2 | 38 | 19.0 | 28 | 0 | 0 | 0 | 0.0 | 0 | 0 |
| 10/20 | Texans | S | 1 | 2 | 2.0 | 2 | 0 | 0 | 0 | 0.0 | 0 | 0 |
| 10/27 | at Jaguars | S | 0 | 0 | 0.0 | 0 | 0 | 0 | 0 | 0.0 | 0 | 0 |
| 11/03 | Lions | S | 0 | 0 | 0.0 | 0 | 0 | 0 | 0 | 0.0 | 0 | 0 |
| 2024 TOTALS | | 9-4 | 3 | 40 | 13.3 | 28 | 0 | 0 | 0 | 0.0 | 0 | 0 |



T.J. SLATON

93

DEFENSIVE LINEMAN
FLORIDA

Fourth NFL Season | Fourth Packers Season

Ht: 6-4 | Wt: 330 | Born: October 3, 1997 | NFL Games Played/Started: 60/28 | Acquired: D5a-21

AT A GLANCE

- » Was the only defensive player to appear in all 54 games for the Packers (including postseason) from 2021-23.
- » In his first three seasons, recorded 103 tackles (51 solo), four tackles for a loss, a sack, four QB hits, four passes defended and a blocked FG.
- » Has appeared in three postseason contests with two starts.
- » Set career highs in 2023 in games started (17), tackles (49) and solo tackles (22) while tying his career-best mark in tackles for a loss (two), QB hits (two) and passes defended (two).
- » Played in 45 games with 14 starts in four seasons at Florida (2017-20), recording 98 tackles (34 solo), 3½ sacks, 10 tackles for a loss, nine QB hurries, a pass defended and a fumble recovery.

2024 SEASON: Has started all nine games, recording 17 tackles (six solo) and two quarterback hits...**At Philadelphia (Sept. 6):** Started and played 40 snaps on defense, leading the defensive line with five tackles (one solo). Also appeared on 12 special teams snaps...**Vs. Indianapolis (Sept. 15):** Started and played 19 snaps on defense, recording an assisted tackle when he helped DL Kenny Clark stop RB Jonathan Taylor after a gain of only a yard on a run up the middle. Also appeared on eight special teams snaps...**At Tennessee (Sept. 22):** Started and played 15 snaps on defense and nine on special teams...**Vs. Minnesota (Sept. 29):** Started and played 33 snaps on defense, recording two tackles (both assists) and a QB hit. Also saw action on 11 special teams snaps...**At L.A. Rams (Oct. 6):** Started and played 27 snaps on defense, posting three tackles (all solo) and a QB hit. Made back-to-back tackles on RB Blake Corum on first- and second-and-goal to keep Corum from scoring in the second quarter. Helped force an incompletion when he pressured QB Matthew Stafford on a deep pass intended for WR Tutu Atwell in the third quarter. Also saw action on six special teams plays...**Vs. Arizona (Oct. 13):** Started and appeared on 18 defensive snaps, posting an assisted tackle when he helped DL Kenny Clark take down RB Trey Benson after a short gain. Also played 10 special teams snaps...**Vs. Houston (Oct. 20):** Started and played 30 snaps on defense and nine on special teams, recording an assisted tackle on defense...**At Jacksonville (Oct. 27):** Started and played 16 snaps on defense and 12 on special teams...**Vs. Detroit (Nov. 3):** Started and played 31 snaps on defense, posting four tackles (two solo). Also appeared on four special teams snaps.

REGULAR-SEASON COMPARISON: DEFENSIVE - CHICAGO BEARS

| DATE | OPP | W/L | GP/GS | TACKLES | | | | | | INT | TFL | PD | QBH | TD | MISC | |
|---------------|------------|------------|------------|----------|----------|----------|------------|------------|----------|----------|----------|----------|----------|----------|----------|----------|
| | | | | TOT | SOLO | ASST | SACK | YDS. | FF | | | | | | FR | |
| 10/17/21 | GB @ CHI | W | P | 1 | 1 | 0 | 0.0 | 0.0 | 0 | 0 | 0 | 0 | 0 | 0 | 0 | 0 |
| 12/12/21 | GB vs. CHI | W | P | 1 | 1 | 0 | 0.0 | 0.0 | 0 | 0 | 0 | 0 | 0 | 0 | 0 | 0 |
| 9/18/22 | GB vs. CHI | W | P | 0 | 0 | 0 | 0.0 | 0.0 | 0 | 0 | 0 | 0 | 0 | 0 | 0 | 0 |
| 12/4/22 | GB @ CHI | W | P | 1 | 1 | 0 | 0.0 | 0.0 | 0 | 0 | 0 | 0 | 0 | 0 | 0 | 0 |
| 9/10/23 | GB @ CHI | W | S | 1 | 0 | 1 | 0.0 | 0.0 | 0 | 1 | 0 | 0 | 0 | 0 | 0 | 0 |
| 1/7/24 | GB vs. CHI | W | S | 2 | 0 | 2 | 0.0 | 0.0 | 0 | 0 | 0 | 0 | 0 | 0 | 0 | 0 |
| TOTALS | | 6/0 | 6/2 | 6 | 3 | 3 | 0.0 | 0.0 | 0 | 0 | 1 | 0 | 0 | 0 | 0 | 0 |

T.J. SLATON'S NFL REGULAR-SEASON DEFENSIVE STATISTICS

| YEAR | TEAM | GP | GS | TK | S | TACKLES | | | | | INTERCEPTIONS | | | | | ST | | | MISC | | | | | | | | | | | | | | | |
|-------------------|---------|-----------|-----------|------------|-----------|-----------|----------|----------|------------|------------|---------------|----------|----------|----------|----------|----------|----------|----------|----------|----------|----------|----------|----------|----------|----------|----------|----------|----------|----------|----------|----------|----------|----------|----------|
| | | | | | | TFL | YDS | SK | YDS | QBH | NO | YDS | LG | TD | PD | FF | FR | TD | YDS | TK | S | A | FF | FR | S | A | | | | | | | | |
| 2021 | Packers | 17 | 0 | 23 | 14 | 9 | 0 | 0 | 1.0 | 4.5 | 2 | 0 | 0 | 0 | 0 | 0 | 0 | 0 | 0 | 0 | 0 | 0 | 0 | 0 | 0 | 0 | 0 | 0 | 0 | 0 | 0 | 0 | 0 | |
| 2022 | Packers | 17 | 2 | 31 | 15 | 16 | 2 | 0 | 0.0 | 0.0 | 0 | 0 | 0 | 0 | 0 | 2 | 0 | 0 | 0 | 0 | 0 | 0 | 0 | 0 | 0 | 0 | 0 | 0 | 0 | 0 | 0 | 0 | 0 | |
| 2023 | Packers | 17 | 17 | 49 | 22 | 27 | 2 | 4 | 0.0 | 0.0 | 2 | 0 | 0 | 0 | 2 | 0 | 0 | 0 | 0 | 0 | 0 | 1 | 1 | 0 | 0 | 0 | 0 | 0 | 0 | 0 | 0 | 0 | 0 | |
| 2024 | Packers | 9 | 9 | 17 | 6 | 11 | 0 | 0 | 0.0 | 0.0 | 2 | 0 | 0 | 0 | 0 | 0 | 0 | 0 | 0 | 0 | 0 | 0 | 0 | 0 | 0 | 0 | 0 | 0 | 0 | 0 | 0 | 0 | 0 | 0 |
| NFL TOTALS | | 60 | 28 | 120 | 57 | 63 | 4 | 4 | 1.0 | 4.5 | 6 | 0 | 0 | 0 | 0 | 4 | 0 | 0 | 0 | 0 | 0 | 1 | 1 | 0 | 0 | 0 | 0 | 0 | 0 | 0 | 0 | 0 | 0 | 0 |

T.J. SLATON'S NFL POSTSEASON DEFENSIVE STATISTICS

| YEAR | TEAM | GP | GS | TK | S | TACKLES | | | | | INTERCEPTIONS | | | | | ST | | | MISC | | | | | | | | | | | | | | | | |
|-------------------|---------|----------|----------|----------|----------|----------|----------|----------|------------|------------|---------------|----------|----------|----------|----------|----------|----------|----------|----------|----------|----------|----------|----------|----------|----------|----------|----------|----------|----------|----------|----------|----------|----------|----------|----------|
| | | | | | | TFL | YDS | SK | YDS | QBH | NO | YDS | LG | TD | PD | FF | FR | TD | YDS | TK | S | A | FF | FR | S | A | | | | | | | | | |
| 2021 | Packers | 1 | 0 | 1 | 1 | 0 | 1 | 2 | 0.0 | 0.0 | 0 | 0 | 0 | 0 | 0 | 0 | 0 | 0 | 0 | 0 | 0 | 0 | 0 | 0 | 0 | 0 | 0 | 0 | 0 | 0 | 0 | 0 | 0 | 0 | |
| 2023 | Packers | 2 | 2 | 6 | 4 | 2 | 0 | 0 | 0.0 | 0.0 | 0 | 0 | 0 | 0 | 0 | 0 | 0 | 0 | 0 | 0 | 0 | 0 | 0 | 0 | 0 | 0 | 0 | 0 | 0 | 0 | 0 | 0 | 0 | 0 | 0 |
| NFL TOTALS | | 3 | 2 | 7 | 5 | 2 | 1 | 2 | 0.0 | 0.0 | 0 | 0 | 0 | 0 | 0 | 0 | 0 | 0 | 0 | 0 | 0 | 0 | 0 | 0 | 0 | 0 | 0 | 0 | 0 | 0 | 0 | 0 | 0 | 0 | 0 |

SINGLE-GAME HIGHS: DEFENSIVE

Total Tackles 9 vs. Minnesota Vikings, Oct 29, 2023
8 at Pittsburgh Steelers, Nov 12, 2023
4 at Pittsburgh Steelers, Nov 12, 2023
4 vs. Minnesota Vikings, Oct 29, 2023
Sacks 0.5 at Cincinnati Bengals, Oct 10, 2021
0.5 at San Francisco 49ers, Sep 26, 2021

Passes Defended 2 vs. Minnesota Vikings, Jan 01, 2023
1 vs. Kansas City Chiefs, Dec 03, 2023
...1 more at 1.
Tackles For Loss 2 vs. Minnesota Vikings, Oct 29, 2023
1 vs. Minnesota Vikings, Jan 01, 2023
...1 more at 1.

2024 GXG REGULAR SEASON (PACKERS)

| DATE | OPPONENT | P/S | TK | S | A | SK | YDS | INT | PD | FF | FR |
|--------------------|------------|------------|-----------|----------|-----------|------------|------------|----------|----------|----------|----------|
| 09/06 | at Eagles | S | 5 | 1 | 4 | 0.0 | 0.0 | 0 | 0 | 0 | 0 |
| 09/15 | Colts | S | 1 | 0 | 1 | 0.0 | 0.0 | 0 | 0 | 0 | 0 |
| 09/22 | at Titans | S | 0 | 0 | 0 | 0.0 | 0.0 | 0 | 0 | 0 | 0 |
| 09/29 | Vikings | S | 2 | 0 | 2 | 0.0 | 0.0 | 0 | 0 | 0 | 0 |
| 10/06 | at Rams | S | 3 | 3 | 0 | 0.0 | 0.0 | 0 | 0 | 0 | 0 |
| 10/13 | Cardinals | S | 1 | 0 | 1 | 0.0 | 0.0 | 0 | 0 | 0 | 0 |
| 10/20 | Texans | S | 1 | 0 | 1 | 0.0 | 0.0 | 0 | 0 | 0 | 0 |
| 10/27 | at Jaguars | S | 0 | 0 | 0 | 0.0 | 0.0 | 0 | 0 | 0 | 0 |
| 11/03 | Lions | S | 4 | 2 | 2 | 0.0 | 0.0 | 0 | 0 | 0 | 0 |
| 2024 TOTALS | | 9-9 | 17 | 6 | 11 | 0.0 | 0.0 | 0 | 0 | 0 | 0 |

ERIC STOKES

21

CORNERBACK
GEORGIA

Fourth NFL Season | Fourth Packers Season



Ht: 6-1 | Wt: 194 | Born: March 1, 1999 | NFL Games Played/Started: 37/31 | Acquired: D1-21

AT A GLANCE

- Was limited to three games with two starts last season as he recovered from ankle/knee injuries from the 2022 season and a hamstring injury suffered in Week 7 of the 2023 season.
- Started the first nine games of the 2022 season before ankle/knee injuries ended his season.
- Played in 16 games with 14 starts as a rookie and recorded a team-high 14 passes defended, tied for No. 11 in the NFL and tied for No. 1 among NFL rookies in 2021.
- For all NFL defensive backs targeted over 45 times in 2021, ranked No. 4 in the league in lowest completion percentage (49.5) when targeted (Stathead.com).
- Started at CB in all nine regular-season games as a junior at Georgia in 2020, earning first-team All-Southeastern Conference honors from *The Associated Press* after finishing tied for No. 2 in the conference and tied for No. 8 in the nation with four interceptions.
- Earned Class 4A honorable mention from the *Atlanta Journal-Constitution* as a senior at Eastside High School (Covington, Ga.) in 2016 after posting 20 tackles, two INTs and five passes defended.

2024 SEASON: Has played in all nine contests with six starts, recording 26 tackles (19 solo)...**At Philadelphia (Sept. 6):** Played 67 defensive snaps, posting two tackles (one solo)...**Vs. Indianapolis (Sept. 15):** Saw action on 24 defensive snaps, recording a tackle (assist)...**At Tennessee (Sept. 22):** Played 53 of 54 defensive snaps and finished No. 3 on the team with five tackles (all solo). On second-and-15, came up on a screen play and tackled RB Tony Pollard for a 1-yard gain on a series that would result in a turnover on downs early in the third quarter, giving the Packers the ball at the Tennessee 36...**Vs. Minnesota (Sept. 29):** Saw action on 66 of 68 defensive snaps and tied for No. 2 on the team with a season-best seven tackles and tied for the team lead with six solo tackles. Took WR Jalen Nailor down for no gain on an end around on fourth-and-1 at the Green Bay 4 with just over two minutes to play in the game...**At L.A. Rams (Oct. 6):** Played 55 defensive snaps and tied his season high with seven tackles (three solo), including a solo stop on TE Colby Parkinson on third-and-12 with just over minute to play to force a fourth-and-5 that was not converted...**Vs. Arizona (Oct. 13):** Saw action on 16 defensive plays...**Vs. Houston (Oct. 20):** Played on eight defensive snaps...**At Jacksonville (Oct. 27):** Saw action on 21 defensive snaps and registered a tackle (solo)...**Vs. Detroit (Nov. 3):** Started for injured CB Jaire Alexander and posted three tackles (all solo) on 37 defensive snaps. Came up on a short crossing route to tackle WR Amon-Ra St. Brown for a gain of a yard.

REGULAR-SEASON COMPARISON: DEFENSIVE - CHICAGO BEARS

| DATE | OPP | W/L | GP/GS | TACKLES | | | | | SACK | YDS. | INT | TFL | PD | QBH | MISC | | |
|---------------|------------|------------|------------|----------|----------|----------|------------|------------|----------|----------|----------|----------|----------|----------|----------|----------|----------|
| | | | | TOT | SOLO | ASST | FF | FR | | | | | | | TD | FF | FR |
| 10/17/21 | GB @ CHI | W | S | 3 | 2 | 1 | 0.0 | 0.0 | 0 | 0 | 0 | 0 | 0 | 0 | 0 | 0 | 0 |
| 12/12/21 | GB vs. CHI | W | S | 2 | 2 | 0 | 0.0 | 0.0 | 0 | 0 | 0 | 1 | 0 | 0 | 0 | 0 | 0 |
| 9/18/22 | GB vs. CHI | W | S | 2 | 1 | 1 | 0.0 | 0.0 | 0 | 0 | 0 | 0 | 0 | 0 | 0 | 0 | 0 |
| TOTALS | | 3/0 | 3/3 | 7 | 5 | 2 | 0.0 | 0.0 | 0 | 0 | 0 | 1 | 0 | 0 | 0 | 0 | 0 |

ERIC STOKES' NFL REGULAR-SEASON DEFENSIVE STATISTICS

| YEAR | TEAM | GP | GS | TACKLES | | | | | INTERCEPTIONS | | | | | ST | | | MISC | | | | | | | | | | |
|-------------------|---------|-----------|-----------|------------|-----------|-----------|----------|------------|---------------|------------|----------|----------|----------|----------|-----------|----------|----------|----------|----------|----------|----------|----------|----------|----------|----------|----------|---|
| | | | | TK | S | A | TFL | YDS | SK | YDS | QBH | NO | YDS | LG | TD | PD | FF | FR | TD | YDS | TK | S | A | FF | FR | S | A |
| 2021 | Packers | 16 | 14 | 55 | 43 | 12 | 0 | 0.0 | 0.0 | 0.0 | 0 | 1 | 0 | 0 | 14 | 0 | 0 | 0 | 0 | 0 | 0 | 0 | 0 | 0 | 0 | 0 | 0 |
| 2022 | Packers | 9 | 9 | 25 | 20 | 5 | 0 | 0.0 | 0.0 | 0.0 | 0 | 0 | 0 | 0 | 0 | 0 | 0 | 0 | 0 | 1 | 1 | 0 | 0 | 0 | 0 | 0 | |
| 2023 | Packers | 3 | 2 | 6 | 5 | 1 | 1 | 0.0 | 0.0 | 0.0 | 0 | 0 | 0 | 0 | 0 | 0 | 0 | 0 | 0 | 0 | 0 | 0 | 0 | 0 | 0 | 0 | |
| 2024 | Packers | 9 | 6 | 26 | 19 | 7 | 0 | 0.0 | 0.0 | 0.0 | 0 | 0 | 0 | 0 | 0 | 0 | 0 | 0 | 0 | 0 | 0 | 0 | 0 | 0 | 0 | 0 | |
| NFL TOTALS | | 37 | 31 | 112 | 87 | 25 | 1 | 0.0 | 0.0 | 0.0 | 0 | 1 | 0 | 0 | 14 | 0 | 0 | 0 | 0 | 1 | 1 | 0 | 0 | 0 | 0 | 0 | |

ERIC STOKES' NFL POSTSEASON DEFENSIVE STATISTICS

| YEAR | TEAM | GP | GS | TACKLES | | | | | INTERCEPTIONS | | | | | ST | | | MISC | | | | | | | | | |
|-------------------|---------|----------|----------|----------|----------|----------|----------|------------|---------------|------------|----------|----------|----------|----------|----------|----------|----------|----------|----------|----------|----------|----------|----------|----------|----------|----------|
| | | | | TK | S | A | TFL | YDS | SK | YDS | QBH | NO | YDS | LG | TD | PD | FF | FR | TD | YDS | TK | S | A | FF | FR | S |
| 2021 | Packers | 1 | 1 | 4 | 3 | 1 | 0 | 0.0 | 0.0 | 0.0 | 0 | 0 | 0 | 0 | 0 | 0 | 0 | 0 | 0 | 0 | 0 | 0 | 0 | 0 | 0 | 0 |
| NFL TOTALS | | 1 | 1 | 4 | 3 | 1 | 0 | 0.0 | 0.0 | 0.0 | 0 | 0 | 0 | 0 | 0 | 0 | 0 | 0 | 0 | 0 | 0 | 0 | 0 | 0 | 0 | 0 |

SINGLE-GAME HIGHS: DEFENSIVE

| | | | |
|----------------------|---|------------------------|--|
| Total Tackles | 8 vs. Pittsburgh Steelers, Oct 03, 2021 7 at Los Angeles Rams, Oct 06, 2024 ...2 more at 7. | Passes Defended | 2 vs. Los Angeles Rams, Nov 28, 2021 2 vs. Pittsburgh Steelers, Oct 03, 2021 ...1 more at 2. |
| Solo Tackles | 8 vs. Pittsburgh Steelers, Oct 03, 2021 7 at Baltimore Ravens, Dec 19, 2021 | Interceptions | 1 vs. Pittsburgh Steelers, Oct 03, 2021 |

2024 GXG REGULAR SEASON (PACKERS)

| DATE OPPONENT | P/S | TK | S | A | SK | YDS | INT | PD | FF | FR |
|--------------------|------------|-----------|-----------|----------|------------|------------|----------|----------|----------|----------|
| 09/06 at Eagles | S | 2 | 1 | 1 | 0.0 | 0.0 | 0 | 0 | 0 | 0 |
| 09/15 Colts | S | 1 | 0 | 1 | 0.0 | 0.0 | 0 | 0 | 0 | 0 |
| 09/22 at Titans | S | 5 | 5 | 0 | 0.0 | 0.0 | 0 | 0 | 0 | 0 |
| 09/29 Vikings | S | 7 | 6 | 1 | 0.0 | 0.0 | 0 | 0 | 0 | 0 |
| 10/06 at Rams | S | 7 | 3 | 4 | 0.0 | 0.0 | 0 | 0 | 0 | 0 |
| 10/13 Cardinals | P | 0 | 0 | 0 | 0.0 | 0.0 | 0 | 0 | 0 | 0 |
| 10/20 Texans | P | 0 | 0 | 0 | 0.0 | 0.0 | 0 | 0 | 0 | 0 |
| 10/27 at Jaguars | P | 1 | 1 | 0 | 0.0 | 0.0 | 0 | 0 | 0 | 0 |
| 11/03 Lions | S | 3 | 3 | 0 | 0.0 | 0.0 | 0 | 0 | 0 | 0 |
| 2024 TOTALS | 9-6 | 26 | 19 | 7 | 0.0 | 0.0 | 0 | 0 | 0 | 0 |

KADEEM TELFORT

76

TACKLE
UAB

First NFL Season | First Packers Season



Ht: 6-7 | Wt: 322 | Born: November 10, 1998 | NFL Games Played/Started: 8/0 | Acquired: FA-23

AT A GLANCE

- » Spent the entire 2023 season on Green Bay's practice squad.
- » Originally signed by the Packers as an undrafted free agent on May 5, 2023.
- » Appeared in 31 games with 28 starts in three seasons at UAB (2020-22), earning first-team All-Conference USA honors in his final season as he helped the Blazers rank No. 8 in the country in rushing offense with an average of 235.6 yards per game.
- » Began his college career at the University of Florida (2017) and later went on to attend Garden City (Kan.) Community College in 2018 and Highland Community College (Freeport, Ill.) in 2019.
- » Attended Booker T. Washington High School (Miami, Fla.) as a senior, where he helped the Tornados to a semifinal appearance in the 2016 FHSAA Class 4A state playoffs.

2024 SEASON: Has appeared in eight games, seeing time primarily on special teams...Has been inactive (healthy scratch) for one contest...**At Philadelphia (Sept. 6):** Inactive (healthy scratch)...**Vs. Indianapolis (Sept. 15):** Made his NFL regular-season debut, appearing on five snaps on special teams...**At Tennessee (Sept. 22):** Played seven snaps on special teams...**Vs. Minnesota (Sept. 29):** Appeared on five plays on special teams...**At L.A. Rams (Oct. 6):** Played four snaps on special teams...**Vs. Arizona (Oct. 13):** Appeared on seven plays on special teams...**Vs. Houston (Oct. 20):** Saw the first action of his career on offense, coming in for Zach Tom (equipment issue) at RT for one snap in the first quarter. Also played four snaps on special teams...**At Jacksonville (Oct. 27):** Appeared on six plays on special teams...**Vs. Detroit (Nov. 3):** Played three snaps on special teams.

KADEEM TELFORT'S NFL REGULAR-SEASON STATISTICS

| DATE | TEAM | GP | GS |
|-------------------|---------|----------|----------|
| 2024 | Packers | 8 | 0 |
| NFL TOTALS | | 8 | 0 |

ZACH TOM 50

OFFENSIVE LINEMAN
WAKE FOREST

Third NFL Season | Third Packers Season



Ht: 6-4 | Wt: 304 | Born: March 26, 1999 | NFL Games Played/Started: 35/31 | Acquired: D4b-22

AT A GLANCE

- » Has appeared in 35 games with 31 starts in his first two-plus NFL seasons, opening games at three different spots on the offensive line (26 at RT, four at LT, one at LG).
- » Part of a line that has allowed 49 total sacks in the 31 games he has started, including 16 contests with one sack/zero sacks.
- » Started all 17 games at RT in 2023 and helped the Packers rank No. 3 in the NFL in sacks allowed (30) and No. 4 in sacks allowed per passing play (4.9 pct.).
- » Played in nine games with five starts as a rookie in 2022, opening four contests at LT and one at LG. Made his first NFL start at Washington in Week 7, becoming the first Green Bay rookie to start a game at LT since David Bakhtiari in 2013.
- » Appeared in 48 games with 37 starts (23 at LT, 14 at C) over the course of four seasons at Wake Forest (2018-21), giving up just two sacks in 3,107 collegiate snaps.
- » In 2021, earned second-team All-America honors from Phil Steele's College Football, The Athletic and the Football Writers Association of America and earned first-team All-Atlantic Coast Conference recognition from the coaches and media.

2024 SEASON: Has started all nine games at RT and has helped the offense rank No. 1 in sacks allowed (12), No. 3 in total offense (390.6 ypg), rushing offense (154.8 ypg) and yards per play (6.16), No. 4 in yards per carry (4.98), tied for No. 4 in explosive runs (31) and tied for No. 7 in explosive plays (74)...Part of a line that has allowed zero sacks in three games this season, tied for No. 1 in the league...**At Philadelphia (Sept. 6):** Started at RT and played all 67 snaps. Helped protect QB Jordan Love as he was sacked just once on the evening and cleared holes for Green Bay to register 163 rushing yards on just 21 carries (7.8 avg.)...**Vs. Indianapolis (Sept. 15):** Started at RT and played all 70 snaps. Was part of a line that did not allow a sack of QB Malik Willis and cleared the way for the Packers' 261 rushing yards on 53 carries (4.9 avg.), the highest rushing-yardage total in a game by Green Bay since Sept. 28, 2003, vs. Denver (262 yards)...**At Tennessee (Sept. 22):** Started at RT and played all 63 snaps, helping to clear the way for the Packers' 188 rushing yards on 37 attempts (5.1 avg.), bringing their total over their past two games to 449 rushing yards, the most over a two-game span by Green Bay in a single season since Nov. 2-10, 2003 (502 yards)...**Vs. Minnesota (Sept. 29):** Started at RT and helped the offense register a season-high 465 total yards as Love posted single-game career highs for passing yards (389), passing TDs (four) and completions (32)...**At L.A. Rams (Oct. 6):** Started at RT and played all 59 snaps, helping to clear the way for the Packers' 126 rushing yards and a TD on 30 carries (4.2 avg.)...**Vs. Arizona (Oct. 13):** Started at RT and played all 73 snaps. Helped to clear the way for the Packers' 437 total yards and was part of a line that did not allow a sack of Love as he tied his career high with four TD passes...**Vs. Houston (Oct. 20):** Started at RT and played 57 of 58 snaps (missed one snap due to equipment issue in the first quarter), helping to protect Love as he threw for 220 yards and three TDs on 24-of-33 passing...**At Jacksonville (Oct. 27):** Started at RT and played all 70 snaps, helping to clear the way for the Packers' 170 rushing yards and two TDs on 39 carries (4.4 avg.) as the line allowed just one sack on the afternoon...**Vs. Detroit (Nov. 3):** Started at RT and played all 65 snaps as the line did not allow a sack and cleared the way for 138 rushing yards on 23 attempts (6.0 avg.).

ZACH TOM'S NFL REGULAR-SEASON STATISTICS

| DATE | TEAM | GP | GS |
|-------------------|---------|-----------|-----------|
| 2022 | Packers | 9 | 5 |
| 2023 | Packers | 17 | 17 |
| 2024 | Packers | 9 | 9 |
| NFL TOTALS | | 35 | 31 |

ZACH TOM'S NFL POSTSEASON STATISTICS

| DATE | TEAM | GP | GS |
|-------------------|---------|----------|----------|
| 2023 | Packers | 2 | 2 |
| NFL TOTALS | | 2 | 2 |

CARRINGTON VALENTINE

24

CORNERBACK
KENTUCKY

Second NFL Season | Second Packers Season



Ht: 6-0 | Wt: 189 | Born: September 9, 2001 | NFL Games Played/Started: 24/12 | Acquired: D7a-23

AT A GLANCE

- » Led the team and ranked No. 7 among NFL rookies with nine passes defended last season. Dating back to 2000, became the sixth Packer rookie to post nine-plus passes defended and the first since CB Eric Stokes (14) in 2021.
- » Played in all 17 games with 12 starts and recorded 42 tackles (32 solo), nine passes defended and a fumble recovery as a rookie. Also started both postseason contests and was tied for No. 4 on the team with 12 tackles (nine solo).
- » Became the first Green Bay rookie to register two games (Weeks 9 and 11) with three-plus passes defended since CB Casey Hayward (2012).
- » Played in 35 career games with 25 straight starts to finish his career at Kentucky (2020-22). In 2022, led the Wildcats and ranked No. 9 in the Southeastern Conference in passes defended with 11.

2024 SEASON: Has played in seven games, recording six tackles (one solo) and a pass defended...Was inactive (ankle) for two games (Weeks 3-4)...**At Philadelphia (Sept. 6):** Appeared on nine snaps on defense and 16 on special teams...**Vs. Indianapolis (Sept. 15):** Played 32 snaps on defense, recording two tackles (both assists) and a pass defended. Broke up a deep pass intended for WR Michael Pittman Jr. in the fourth quarter...**At Tennessee (Sept. 22):** Inactive (ankle)...**Vs. Minnesota (Sept. 29):** Inactive (ankle)...**At L.A. Rams (Oct. 6):** Played 41 snaps on defense, recording an assisted tackle...**Vs. Arizona (Oct. 13):** Appeared on 11 special teams snaps...**Vs. Houston (Oct. 20):** Played 13 snaps on special teams...**At Jacksonville (Oct. 27):** Appeared on 12 snaps on defense and 19 on special teams...**Vs. Detroit (Nov. 3):** Played a season-high 35 snaps on defense, recording three tackles (one solo). Also saw action on three special teams plays.

REGULAR-SEASON COMPARISON: DEFENSIVE - CHICAGO BEARS

| DATE | OPP | W/L | GP/GS | TACKLES | | | | | | | MISC | | | | | |
|---------------|------------|------------|------------|----------|----------|----------|------------|------------|----------|----------|----------|----------|----------|----------|----------|----------|
| | | | | TOT | SOLO | ASST | SACK | YDS. | INT | TFL | PD | QBH | TD | FF | FR | |
| 9/10/23 | GB @ CHI | W | P | 2 | 2 | 0 | 0.0 | 0.0 | 0 | 0 | 0 | 0 | 0 | 0 | 0 | 0 |
| 17/24 | GB vs. CHI | W | S | 4 | 3 | 1 | 0.0 | 0.0 | 0 | 0 | 1 | 0 | 0 | 0 | 0 | 0 |
| TOTALS | | 2/0 | 2/1 | 6 | 5 | 1 | 0.0 | 0.0 | 0 | 0 | 0 | 1 | 0 | 0 | 0 | 0 |

CARRINGTON VALENTINE'S NFL REGULAR-SEASON DEFENSIVE STATISTICS

| YEAR | TEAM | GP | GS | TACKLES | | | | | | | INTERCEPTIONS | | | | | | | ST | | | MISC | | | | | | |
|-------------------|---------|-----------|-----------|-----------|-----------|-----------|----------|----------|------------|------------|---------------|----------|----------|----------|-----------|----------|----------|----------|-----------|----------|----------|----------|----------|----------|----------|----------|----------|
| | | | | TK | S | A | TFL | YDS | SK | YDS | QBH | NO | YDS | LG | TD | PD | FF | FR | TD | YDS | TK | S | A | FF | FR | S | A |
| 2023 | Packers | 17 | 12 | 42 | 32 | 10 | 0 | 0 | 0.0 | 0.0 | 0 | 0 | 0 | 0 | 9 | 0 | 1 | 0 | 50 | 2 | 1 | 1 | 0 | 0 | 0 | 0 | 0 |
| 2024 | Packers | 7 | 0 | 6 | 1 | 5 | 0 | 0 | 0.0 | 0.0 | 0 | 0 | 0 | 0 | 1 | 0 | 0 | 0 | 0 | 0 | 0 | 0 | 0 | 0 | 0 | 0 | 0 |
| NFL TOTALS | | 24 | 12 | 48 | 33 | 15 | 0 | 0 | 0.0 | 0.0 | 0 | 0 | 0 | 0 | 10 | 0 | 1 | 0 | 50 | 2 | 1 | 1 | 0 | 0 | 0 | 0 | 0 |

CARRINGTON VALENTINE'S NFL POSTSEASON DEFENSIVE STATISTICS

| YEAR | TEAM | GP | GS | TACKLES | | | | | | | INTERCEPTIONS | | | | | | | ST | | | MISC | | | | | | |
|-------------------|---------|----------|----------|-----------|----------|----------|----------|----------|------------|------------|---------------|----------|----------|----------|----------|----------|----------|----------|----------|----------|----------|----------|----------|----------|----------|----------|----------|
| | | | | TK | S | A | TFL | YDS | SK | YDS | QBH | NO | YDS | LG | TD | PD | FF | FR | TD | YDS | TK | S | A | FF | FR | S | A |
| 2023 | Packers | 2 | 2 | 12 | 9 | 3 | 0 | 0 | 0.0 | 0.0 | 0 | 0 | 0 | 0 | 0 | 0 | 0 | 0 | 0 | 0 | 0 | 0 | 0 | 0 | 0 | 0 | 0 |
| NFL TOTALS | | 2 | 2 | 12 | 9 | 3 | 0 | 0 | 0.0 | 0.0 | 0 | 0 | 0 | 0 | 0 | 0 | 0 | 0 | 0 | 0 | 0 | 0 | 0 | 0 | 0 | 0 | 0 |

SINGLE-GAME HIGHS: DEFENSIVE

| | | | |
|------------------------|--|------------------------------|---------------------------------------|
| Total Tackles | 8 at Denver Broncos, Oct 22, 2023 | Fumble Recoveries | 1 at New York Giants, Dec 11, 2023 |
| | 5 vs. Tampa Bay Buccaneers, Dec 17, 2023 | Special Teams Tackles | 2 vs. Minnesota Vikings, Oct 29, 2023 |
| Solo Tackles | 7 at Denver Broncos, Oct 22, 2023 | | |
| | 4 vs. Tampa Bay Buccaneers, Dec 17, 2023 | | |
| | ...2 more at 4. | | |
| Passes Defended | 3 vs. Los Angeles Chargers, Nov 19, 2023 | | |
| | 3 vs. Los Angeles Rams, Nov 05, 2023 | | |

2024 GXG REGULAR SEASON (PACKERS)

| DATE | OPPONENT | P/S | TK | S | A | SK | YDS | INT | PD | FF | FR | |
|--------------------|------------|------------|-----------------|----------|----------|------------|------------|----------|----------|----------|----------|--|
| 09/06 | at Eagles | P | 0 | 0 | 0 | 0.0 | 0.0 | 0 | 0 | 0 | 0 | |
| 09/15 | Colts | P | 2 | 0 | 2 | 0.0 | 0.0 | 0 | 1 | 0 | 0 | |
| 09/22 | at Titans | | INACTIVE/INJURY | | | | | | | | | |
| 09/29 | Vikings | | INACTIVE/INJURY | | | | | | | | | |
| 10/06 | at Rams | P | 1 | 0 | 1 | 0.0 | 0.0 | 0 | 0 | 0 | 0 | |
| 10/13 | Cardinals | P | 0 | 0 | 0 | 0.0 | 0.0 | 0 | 0 | 0 | 0 | |
| 10/20 | Texans | P | 0 | 0 | 0 | 0.0 | 0.0 | 0 | 0 | 0 | 0 | |
| 10/27 | at Jaguars | P | 0 | 0 | 0 | 0.0 | 0.0 | 0 | 0 | 0 | 0 | |
| 11/03 | Lions | P | 3 | 1 | 2 | 0.0 | 0.0 | 0 | 0 | 0 | 0 | |
| 2024 TOTALS | | 7-0 | 6 | 1 | 5 | 0.0 | 0.0 | 0 | 1 | 0 | 0 | |

LUKAS VAN NESS

90

DEFENSIVE LINEMAN
IOWA

Second NFL Season | Second Packers Season



Ht: 6-5 | Wt: 272 | Born: July 6, 2001 | NFL Games Played/Started: 26/0 | Acquired: D1-23

AT A GLANCE

- » Saw action in all 17 games as a rookie, registering 32 tackles (24 solo), eight tackles for a loss (tied for No. 2 on the team), a pass defended, four sacks and 10 quarterback hits (No. 5 on the team).
- » Became the first Packers rookie to post four-plus sacks and eight-plus tackles for a loss since LB Clay Matthews in 2009.
- » Appeared in both postseason contests, recording five tackles (four solo), a sack, a tackle for a loss and a QB hit.
- » Earned second-team All-Big Ten honors from the conference's coaches and media as a redshirt sophomore in 2022, playing both end and tackle and recording 38 tackles (17 solo), a team-high 11 tackles for a loss and 6½ sacks (tied for team lead).
- » Earned first-team all-state honors from the *Champaign News Gazette* as a senior in 2019 at Barrington (Ill.) High School after posting 67 tackles, eight tackles for a loss, 17 QB pressures, five sacks, a forced fumble and a blocked punt.

2024 SEASON: Has played in all nine contests, recording 19 tackles (14 solo), a sack, two QB hits, four tackles for a loss (tied for No. 4 on the team) and 10 NextGenStat QB pressure (TruMedia)...**At Philadelphia (Sept. 6):** Recorded two tackles (both solo) on 19 defensive snaps...**vs. Indianapolis (Sept. 15):** Posted a tackle (solo), a tackle for a loss and a NGS QB pressure. With just over six minutes to play in the third quarter, worked down the line to drop RB Jonathan Taylor for a 3-yard loss on second-and-5. The Colts did not convert the ensuing third down and settled for a field goal...**At Tennessee (Sept. 22):** Played 22 defensive snaps and recorded a tackle (solo), a tackle for a loss, a QB hit, a sack and recovered a fumble on a sack by DL Kingsley Enagbare to give the Packers the ball at their own 47-yard line late in the third quarter. Sacked QB Will Levis for a loss of 4 yards on a third-and-3 to force a punt in the second quarter...**vs. Minnesota (Sept. 29):** Saw action on 24 plays on defense, posting three tackles (all solo) and two NGS QB pressures (tied for No. 2 on the team)...**At L.A. Rams (Oct. 6):** Played 42 defensive snaps and registered a career-high five tackles (three solo, tied career high). Three of his five stops were for 2 yard gains...**vs. Arizona (Oct. 13):** Saw action on 26 defensive snaps and tied for the team lead with two NGS QB Pressures...**vs. Houston (Oct. 20):** Played on 35 defensive snaps, finishing with two tackles (one solo), a tackle for a loss and two NGS QB pressures. Beat a tight end and pulling guard to take RB Joe Mixon down for a loss of a yard in the fourth quarter...**At Jacksonville (Oct. 27):** Saw action on 21 defensive snaps, recording three tackles (all solo), a QB hit and a tackle for a loss when he chased RB Tank Bigsby all the way down the line and combined with DL Kenny Clark for a loss of a yard early in the fourth quarter...**vs. Detroit (Nov. 3):** Played 24 snaps on defense and posted one NGS QB pressure and two tackles (both assists). Helped bring down RB David Montgomery for no gain and a loss of a yard.

REGULAR-SEASON COMPARISON: DEFENSIVE - CHICAGO BEARS

| DATE | OPP | W/L | GP/GS | TACKLES | | | | | | SACK | YDS. | INT | TFL | PD | QBH | TD | MISC | |
|---------|------------|-----|-------|---------|------|------|-----|------|----|------|------|-----|-----|----|-----|----|------|---|
| | | | | TOT | SOLO | ASST | FF | FR | FF | | | | | | | | FR | |
| 9/10/23 | GB @ CHI | W | P | 2 | 2 | 0 | 1.0 | 7.0 | 0 | 1 | 0 | 1 | 0 | 1 | 0 | 0 | 0 | 0 |
| 1/7/24 | GB vs. CHI | W | P | 2 | 2 | 0 | 1.0 | 6.0 | 0 | 1 | 0 | 1 | 0 | 1 | 0 | 0 | 0 | 0 |
| TOTALS | | 2/0 | 2/0 | 4 | 4 | 0 | 2.0 | 13.0 | 0 | 2 | 0 | 2 | 0 | 2 | 0 | 0 | 0 | 0 |

LUKAS VAN NESS' NFL REGULAR-SEASON DEFENSIVE STATISTICS

| YEAR | TEAM | GP | GS | TK | S | A | TACKLES | | | | | INTERCEPTIONS | | | | | ST | | | MISC | | | | | | | | | | | | |
|------------|---------|----|----|----|----|----|---------|-----|-----|------|-----|---------------|-----|----|----|----|----|----|----|------|----|---|---|----|----|---|---|---|---|---|---|---|
| | | | | | | | TFL | YDS | SK | YDS | QBH | NO | YDS | LG | TD | PD | FF | FR | TD | YDS | TK | S | A | FF | FR | S | A | | | | | |
| 2023 | Packers | 17 | 0 | 32 | 24 | 8 | 8 | 40 | 4.0 | 31.0 | 10 | 0 | 0 | 0 | 1 | 0 | 0 | 0 | 0 | 0 | 0 | 0 | 0 | 0 | 0 | 0 | 0 | 0 | 0 | 0 | 0 | 0 |
| 2024 | Packers | 9 | 0 | 19 | 14 | 5 | 4 | 9 | 1.0 | 4.0 | 2 | 0 | 0 | 0 | 0 | 0 | 0 | 0 | 0 | 0 | 1 | 0 | 0 | 1 | 0 | 1 | 0 | 0 | 0 | 0 | 0 | 0 |
| NFL TOTALS | | 26 | 0 | 51 | 38 | 13 | 12 | 49 | 5.0 | 35.0 | 12 | 0 | 0 | 0 | 1 | 0 | 1 | 0 | 0 | 1 | 0 | 1 | 0 | 1 | 0 | 1 | 0 | 0 | 0 | 0 | 0 | 0 |

LUKAS VAN NESS' NFL POSTSEASON DEFENSIVE STATISTICS

| YEAR | TEAM | GP | GS | TK | S | A | TACKLES | | | | | INTERCEPTIONS | | | | | ST | | | MISC | | | | | | | | | | | | |
|------------|---------|----|----|----|---|---|---------|-----|-----|-----|-----|---------------|-----|----|----|----|----|----|----|------|----|---|---|----|----|---|---|---|---|---|---|---|
| | | | | | | | TFL | YDS | SK | YDS | QBH | NO | YDS | LG | TD | PD | FF | FR | TD | YDS | TK | S | A | FF | FR | S | A | | | | | |
| 2023 | Packers | 2 | 0 | 5 | 4 | 1 | 1 | 5 | 1.0 | 5.0 | 1 | 0 | 0 | 0 | 0 | 0 | 0 | 0 | 0 | 0 | 0 | 0 | 0 | 0 | 0 | 0 | 0 | 0 | 0 | 0 | 0 | 0 |
| NFL TOTALS | | 2 | 0 | 5 | 4 | 1 | 1 | 5 | 1.0 | 5.0 | 1 | 0 | 0 | 0 | 0 | 0 | 0 | 0 | 0 | 0 | 0 | 0 | 0 | 0 | 0 | 0 | 0 | 0 | 0 | 0 | 0 | 0 |

SINGLE-GAME HIGHS: DEFENSIVE

| | | | |
|------------------------|--|------------------------------|---|
| Total Tackles | 5 at Los Angeles Rams, Oct 06, 2024 4 vs. Tampa Bay Buccaneers, Dec 17, 2023 3 at Jacksonville Jaguars, Oct 27, 2024 3 at Los Angeles Rams, Oct 06, 2024 ...3 more at 3. | Fumble Recoveries | 1 at Tennessee Titans, Sep 22, 2024 |
| Solo Tackles | 1.0 vs. Chicago Bears, Jan 07, 2024 1.0 vs. Tampa Bay Buccaneers, Dec 17, 2023 ...2 more at 1.0. | Tackles For Loss | 1 at Jacksonville Jaguars, Oct 27, 2024 1 vs. Houston Texans, Oct 20, 2024 ...10 more at 1. |
| Sacks | 1 at Tennessee Titans, Sep 22, 2024 | Special Teams Tackles | 1 at Tennessee Titans, Sep 22, 2024 |
| Passes Defensed | 1 vs. Minnesota Vikings, Oct 29, 2023 | | |

2024 GXG REGULAR SEASON (PACKERS)

| DATE | OPPONENT | P/S | TK | S | A | SK | YDS | INT | PD | FF | FR |
|--------------------|------------|------------|-----------|-----------|----------|------------|------------|----------|----------|----------|----------|
| 09/06 | at Eagles | P | 2 | 2 | 0 | 0.0 | 0.0 | 0 | 0 | 0 | 0 |
| 09/15 | Colts | P | 1 | 1 | 0 | 0.0 | 0.0 | 0 | 0 | 0 | 0 |
| 09/22 | at Titans | P | 1 | 1 | 0 | 1.0 | 4.0 | 0 | 0 | 0 | 1 |
| 09/29 | Vikings | P | 3 | 3 | 0 | 0.0 | 0.0 | 0 | 0 | 0 | 0 |
| 10/06 | at Rams | P | 5 | 3 | 2 | 0.0 | 0.0 | 0 | 0 | 0 | 0 |
| 10/13 | Cardinals | P | 0 | 0 | 0 | 0.0 | 0.0 | 0 | 0 | 0 | 0 |
| 10/20 | Texans | P | 2 | 1 | 1 | 0.0 | 0.0 | 0 | 0 | 0 | 0 |
| 10/27 | at Jaguars | P | 3 | 3 | 0 | 0.0 | 0.0 | 0 | 0 | 0 | 0 |
| 11/03 | Lions | P | 2 | 2 | 0 | 0.0 | 0.0 | 0 | 0 | 0 | 0 |
| 2024 TOTALS | | 9-0 | 19 | 14 | 5 | 1.0 | 4.0 | 0 | 0 | 0 | 1 |

QUAY WALKER

7

LINEBACKER
GEORGIA

Third NFL Season | Third Packers Season



Ht: 6-4 | Wt: 241 | Born: May 8, 2000 | NFL Games Played/Started: 39/38 | Acquired: D1a-22

AT A GLANCE

- Is one of six NFL players with 300-plus tackles, five-plus sacks, 10-plus passes defended and three-plus forced fumbles since 2022.
- Is one of three Packers since the merger (1970) with 100-plus tackles in both of his first two NFL seasons (Nick Barnett, 2003-04; A.J. Hawk, 2006-07), per Stathead.
- Has led Green Bay in tackles for two straight seasons, tying for the third-longest streak for the Packers since 1975 (Nick Barnett, 2003-05; Blake Martinez, 2017-19).
- Ranked No. 2 among NFL rookies with a team-best 119 total tackles in 2022, the fifth most by a Green Bay rookie since 1975 (Johnnie Gray, 123 in 1975 / Nick Barnett, 134 in 2003 / A.J. Hawk, 155 in 2006 / Rich Wingo, 166 in 1979).
- Earned All-Rookie team honors from the Pro Football Writers of America, the first Green Bay inside LB to be selected to the team since Hawk in 2006.
- Started at LB in all 15 games as a senior in 2021, tying for No. 3 on the team with a career-high 67 tackles (39 solo) while adding 5½ tackles for a loss, 1½ sacks and 25 QB pressures. Was part of a Georgia defense that ranked No. 1 in the country in 2021 in points allowed (10.2 ppg), the top mark posted since Alabama (8.2 ppg) in 2011, and helped the Bulldogs win their first national championship since 1980.

2024 SEASON: Has started all eight contests he has played in (missed Week 8 with a concussion), posting a team-high 64 tackles (46 solo), 1.5 sacks, two QB hits, four tackles for a loss (tied for No. 4 on the team) and four NextGenStat QB pressures...Has posted six-plus tackles in seven games this season...**At Philadelphia (Sept. 6):** Played all 76 defensive snaps and tied for the team lead in tackles (11) and solo tackles (seven). Five tackles were for gains of 3 yards or less, including bringing down RB Saquon Barkley for a loss of 2 yards with just under eight minutes to play in the fourth quarter...**Vs. Indianapolis (Sept. 15):** Was one of three defenders to play all 56 snaps, leading the team with six tackles (all solo)...**At Tennessee (Sept. 22):** One of two Packers to play all 54 defensive snaps, finishing No. 2 on the team with six tackles (three solo) and a QB hit, and registered a half-sack when he teamed with LB Isaiah McDuffie to chase down QB Will Levis on a fourth-and-2, giving Green Bay the ball at the Tennessee 36-yard line early in the third quarter. The ensuing drive resulted in a touchdown to put the Packers up, 27-7...**Vs. Minnesota (Sept. 29):** One of two Green Bay defenders to play all 68 snaps, leading the team with eight tackles (six solo), a tackle for a loss, a QB hit, a NGS QB pressure and blitzed up the middle, splitting the running back and guard to sack QB Sam Darnold for a loss of 13 yards in the third quarter. Dating back to last season, has four sacks in the last seven regular-season games...**At L.A. Rams (Oct. 6):** One of four Packers to play all 78 defensive snaps, tying for No. 2 on the team with nine tackles (six solo), a tackle for a loss and two NGS QB pressures. Worked down the line and then slashed through to team up with S Evan Williams and tackle RB Kyren Williams for a loss of 6 yards in the second quarter...**Vs. Arizona (Oct. 13):** One of three Packers to play all 58 defensive snaps, leading the team with 11 tackles (10 solo, tied career high) and a tackle for a loss...**Vs. Houston (Oct. 20):** Played on 13 defensive snaps and registered a tackle (solo) before suffering a concussion...**At Jacksonville (Oct. 27):** Inactive (concussion)...**Vs. Detroit (Nov. 3):** One of four Packers to play all 57 defensive snaps, leading the team with a season-best 12 tackles (seven solo). It marked the 10th 10-plus tackle game of his career during the regular season.

REGULAR-SEASON COMPARISON: DEFENSIVE - CHICAGO BEARS

| DATE | OPP | W/L | GP/GS | TACKLES | | | | | | | MISC | | | | | | |
|---------------|------------|-----|-------|---------|------|------|------|------|-----|-----|------|-----|----|----|----|---|--|
| | | | | TOT | SOLO | ASST | SACK | YDS. | INT | TFL | PD | QBH | TD | FF | FR | | |
| 9/18/22 | GB vs. CHI | W | S | 5 | 3 | 2 | 0.0 | 0.0 | 0 | 0 | 1 | 0 | 0 | 0 | 0 | | |
| 12/4/22 | GB @ CHI | W | S | 7 | 3 | 4 | 0.0 | 0.0 | 0 | 0 | 0 | 0 | 0 | 0 | 0 | | |
| 9/10/23 | GB @ CHI | W | S | 4 | 1 | 3 | 0.0 | 0.0 | 1 | 1 | 1 | 0 | 1 | 0 | 0 | | |
| 1/7/24 | GB vs. CHI | W | S | 9 | 6 | 3 | 1.0 | 3.0 | 0 | 1 | 0 | 1 | 0 | 0 | 0 | | |
| TOTALS | | | 4/0 | 4/4 | 25 | 13 | 12 | 1.0 | 3.0 | 1 | 2 | 2 | 1 | 1 | 0 | 0 | |

QUAY WALKER'S NFL REGULAR-SEASON DEFENSIVE STATISTICS

| YEAR | TEAM | GP | GS | TACKLES | | | | | | | INTERCEPTIONS | | | | | | | ST | | | MISC | | | | | | |
|-------------------|---------|----|----|---------|-----|-----|----|-----|-----|------|---------------|----|----|----|----|----|----|-----|----|----|------|----|----|---|---|---|---|
| | | | | A | TFL | YDS | SK | YDS | QBH | NO | YDS | LG | TD | PD | FF | FR | TD | YDS | TK | S | A | FF | FR | S | A | | |
| 2022 | Packers | 17 | 16 | 119 | 73 | 46 | 5 | 8 | 1.5 | 13.5 | 4 | 0 | 0 | 0 | 7 | 3 | 1 | 0 | 63 | 2 | 2 | 0 | 0 | 0 | 0 | 0 | |
| 2023 | Packers | 14 | 14 | 118 | 59 | 59 | 7 | 20 | 2.5 | 16.5 | 5 | 1 | 37 | 37 | 1 | 3 | 0 | 0 | 0 | 0 | 0 | 0 | 0 | 0 | 0 | 0 | |
| 2024 | Packers | 8 | 8 | 64 | 46 | 18 | 4 | 22 | 1.5 | 13.0 | 2 | 0 | 0 | 0 | 0 | 0 | 0 | 0 | 0 | 0 | 0 | 0 | 0 | 0 | 0 | 0 | |
| NFL TOTALS | | 39 | 38 | 301 | 178 | 123 | 16 | 50 | 5.5 | 43.0 | 11 | 1 | 37 | 37 | 1 | 10 | 3 | 1 | 0 | 63 | 2 | 2 | 0 | 0 | 0 | 0 | 0 |

QUAY WALKER'S NFL POSTSEASON DEFENSIVE STATISTICS

| YEAR | TEAM | GP | GS | TACKLES | | | | | | | INTERCEPTIONS | | | | | | | ST | | | MISC | | | | | | |
|-------------------|---------|----|----|---------|-----|-----|----|-----|-----|-----|---------------|----|----|----|----|----|----|-----|----|---|------|----|----|---|---|---|---|
| | | | | A | TFL | YDS | SK | YDS | QBH | NO | YDS | LG | TD | PD | FF | FR | TD | YDS | TK | S | A | FF | FR | S | A | | |
| 2023 | Packers | 2 | 2 | 20 | 9 | 11 | 1 | 0 | 0.0 | 0.0 | 0 | 0 | 0 | 0 | 0 | 0 | 0 | 0 | 0 | 0 | 0 | 0 | 0 | 0 | 0 | 0 | 0 |
| NFL TOTALS | | 2 | 2 | 20 | 9 | 11 | 1 | 0 | 0.0 | 0.0 | 0 | 0 | 0 | 0 | 0 | 0 | 0 | 0 | 0 | 0 | 0 | 0 | 0 | 0 | 0 | 0 | 0 |

SINGLE-GAME HIGHS: DEFENSIVE

Total Tackles 19 vs. Detroit Lions, Sep 28, 2023
 17 at Atlanta Falcons, Sep 17, 2023
Solo Tackles 10 vs. Arizona Cardinals, Oct 13, 2024
 10 vs. Detroit Lions, Sep 28, 2023
Sacks 1.0 vs. Minnesota Vikings, Sep 29, 2024
 1.0 vs. Chicago Bears, Jan 07, 2024
 ...2 more at 1.0.
Passes Defensed 2 vs. Los Angeles Rams, Dec 19, 2022
 1 at Atlanta Falcons, Sep 17, 2023
 ...6 more at 1.
Forced Fumbles 1 vs. Los Angeles Rams, Dec 19, 2022
 1 at Buffalo Bills, Oct 30, 2022
 ...1 more at 1.

Fumble Recoveries 1 at Philadelphia Eagles, Nov 27, 2022
Tackles For Loss 2 at Denver Broncos, Oct 22, 2023
 1 vs. Arizona Cardinals, Oct 13, 2024
 ...13 more at 1.
Interceptions 1 at Chicago Bears, Sep 10, 2023
Interception Return Yards 37 at Chicago Bears, Sep 10, 2023
Special Teams Tackles 1 vs. Tennessee Titans, Nov 17, 2022
 1 vs. New England Patriots, Oct 02, 2022

2024 GXG REGULAR SEASON (PACKERS)

| DATE OPPONENT | P/S | TK | S | A | SK | YDS | INT | PD | FF | FR |
|--------------------|------------|-----------------|-----------|-----------|------------|-------------|----------|----------|----------|----------|
| 09/06 at Eagles | S | 11 | 7 | 4 | 0.0 | 0.0 | 0 | 0 | 0 | 0 |
| 09/15 Colts | S | 6 | 6 | 0 | 0.0 | 0.0 | 0 | 0 | 0 | 0 |
| 09/22 at Titans | S | 6 | 3 | 3 | 0.5 | 0.0 | 0 | 0 | 0 | 0 |
| 09/29 Vikings | S | 8 | 6 | 2 | 1.0 | 13.0 | 0 | 0 | 0 | 0 |
| 10/06 at Rams | S | 9 | 6 | 3 | 0.0 | 0.0 | 0 | 0 | 0 | 0 |
| 10/13 Cardinals | S | 11 | 10 | 1 | 0.0 | 0.0 | 0 | 0 | 0 | 0 |
| 10/20 Texans | S | 1 | 1 | 0 | 0.0 | 0.0 | 0 | 0 | 0 | 0 |
| 10/27 at Jaguars | | INACTIVE/INJURY | | | | | | | | |
| 11/03 Lions | S | 12 | 7 | 5 | 0.0 | 0.0 | 0 | 0 | 0 | 0 |
| 2024 TOTALS | 8-8 | 64 | 46 | 18 | 1.5 | 13.0 | 0 | 0 | 0 | 0 |

RASHEED WALKER

63

TACKLE
PENN STATE

Third NFL Season | Third Packers Season



Ht: 6-6 | Wt: 324 | Born: February 13, 2000 | NFL Games Played/Started: 27/24 | Acquired: D7c-22

AT A GLANCE

- » Appeared in all 17 games with 15 starts at LT in 2023 and was part of a line that helped the Packers rank No. 3 in the NFL in sacks allowed (30) and No. 4 in sacks allowed per passing play (4.9 pct.).
- » His 15 starts last season were the most by a Green Bay offensive lineman selected in the seventh round within his first two NFL seasons since T Mark Tauscher started all 16 games in his second season (2001).
- » Selected by the Packers with the third of four picks in the seventh round (No. 249 overall) of the 2022 NFL Draft, becoming the first offensive lineman drafted by Green Bay out of Penn State since G Marco Rivera in 1996.
- » Appeared in 36 games over four seasons at Penn State (2018-21), starting the final 32 contests at LT.
- » Earned third-team All-Big Ten honors as a senior in 2021, helping the Nittany Lions feature a 3,000-yard passer (QB Sean Clifford, 3,107) and a 1,000-yard receiver (WR Jahan Dotson, 1,182) for only the second time in school history.

2024 SEASON: Has started all nine games at LT and has helped the offense rank No. 1 in sacks allowed (12), No. 3 in total offense (390.6 ypg), rushing offense (154.8 ypg) and yards per play (6.16), No. 4 in yards per carry (4.98), tied for No. 4 in explosive runs (31) and tied for No. 7 in explosive plays (74)...Part of a line that has allowed zero sacks in three games this season, tied for No. 1 in the league...**At Philadelphia (Sept. 6):** Started at LT and played all 67 snaps. Helped protect QB Jordan Love as he was sacked just once on the evening and cleared holes for Green Bay to register 163 rushing yards on just 21 carries (7.8 avg.)...**Vs. Indianapolis (Sept. 15):** Started at LT and played all 70 snaps. Was part of a line that did not allow a sack of QB Malik Willis and cleared the way for the Packers' 261 rushing yards on 53 carries (4.9 avg.), the highest rushing-yardage total in a game by Green Bay since Sept. 28, 2003, vs. Denver (262 yards)...**At Tennessee (Sept. 22):** Started at LT and played all 63 snaps, helping to clear the way for the Packers' 188 rushing yards on 37 attempts (5.1 avg.), bringing their total over their past two games to 449 rushing yards, the most over a two-game span by Green Bay in a single season since Nov. 2-10, 2003 (502 yards)...**Vs. Minnesota (Sept. 29):** Started at LT and helped the offense register a season-high 465 total yards as Love posted single-game career highs for passing yards (389), passing TDs (four) and completions (32)...**At L.A. Rams (Oct. 6):** Started at LT and played all 59 snaps, helping to clear the way for the Packers' 126 rushing yards and a TD on 30 carries (4.2 avg.)...**Vs. Arizona (Oct. 13):** Started at LT and played all 73 snaps. Helped to clear the way for the Packers' 437 total yards and was part of a line that did not allow a sack of Love as he tied his career high with four TD passes...**Vs. Houston (Oct. 20):** Started at LT and played all 58 snaps, helping to protect Love as he threw for 220 yards and three TDs on 24-of-33 passing...**At Jacksonville (Oct. 27):** Started at LT and played all 70 snaps, helping to clear the way for the Packers' 170 rushing yards and two TDs on 39 carries (4.4 avg.) as the line allowed just one sack on the afternoon...**Vs. Detroit (Nov. 3):** Started at LT and played all 65 snaps as the line did not allow a sack and cleared the way for 138 rushing yards on 23 attempts (6.0 avg.).

RASHEED WALKER'S NFL REGULAR-SEASON STATISTICS

| DATE | TEAM | GP | GS |
|-------------------|---------|-----------|-----------|
| 2022 | Packers | 1 | 0 |
| 2023 | Packers | 17 | 15 |
| 2024 | Packers | 9 | 9 |
| NFL TOTALS | | 27 | 24 |

RASHEED WALKER'S NFL POSTSEASON STATISTICS

| DATE | TEAM | GP | GS |
|-------------------|---------|----------|----------|
| 2023 | Packers | 2 | 2 |
| NFL TOTALS | | 2 | 2 |

CHRISTIAN WATSON

9

WIDE RECEIVER
NORTH DAKOTA STATE

Third NFL Season | Third Packers Season



Ht: 6-4 | Wt: 208 | Born: May 12, 1999 | NFL Games Played/Started: 31/28 | Acquired: D2-22

AT A GLANCE

- Of his 82 career receptions, 14 have gone to touchdowns, a 17.1 percentage that ranks No. 1 in the NFL since 2022 among players with 75-plus catches.
- Posted a team-high 12 TD receptions in 2022-23, the fifth most by a Packer in his first two NFL seasons behind only Billy Howton (17), Greg Jennings (15), Don Hutson (14) and Sterling Sharpe (13)
- Led the team with seven TD catches in 2022, the fourth most in team history by a rookie behind only Howton (13 in 1952), Max McGee (nine in 1954) and Jayden Reed (eight in 2023).
- In 2022, became only the third player in franchise history to that point to post seven-plus receiving TDs and multiple rushing TDs in a season, joining Johnny "Blood" McNally (1931) and Don Hutson (1941).
- Posted eight TDs from scrimmage in Weeks 10-13 in 2022, tied for the most over a four-game span by a rookie WR in league history (Vikings WR Randy Moss, 1998).
- Finished his career at North Dakota State ranked No. 2 in school history (min. 50 rec.) in yards per reception (20.4 avg.) and yards per kickoff return (26.4 avg.), No. 8 in receiving yards (2,140) and No. 10 in receptions (105).
- Earned second-team All-America honors at wide receiver from *The Associated Press* as a senior in 2021 after leading the Bison with a career-high 43 catches for a career-best 801 yards (18.6 avg.) and seven TDs. Earned first-team AP All-America recognition at kickoff returner as a junior in 2020 after averaging 33.8 yards on 10 kickoff returns.

2024 SEASON: Has started all eight games he has appeared in and has posted 16 catches for 233 yards (14.6 avg.) and two TDs...**At Philadelphia (Sept. 6):** Started and played 42 of 67 snaps, posting three catches for 13 yards (4.3 avg.), highlighted by a 2-yard TD catch early in the second half...**Vs. Indianapolis (Sept. 15):** Started and appeared on 41 plays on offense...**At Tennessee (Sept. 22):** Started and played 34 of 63 snaps, leading the team with 67 yards receiving on two catches (33.5 avg.), posting a 37-yard grab down to the Tennessee 13 late in the first half on third-and-18 and a 30-yard leaping grab to the Tennessee 6 on third-and-6 on Green Bay's opening drive that helped set up a QB Malik Willis TD run two plays later. Became the first Packer to register two third-down catches of 30-plus yards each since WR Davante Adams did so at San Francisco on Nov. 5, 2020...**Vs. Minnesota (Sept. 29):** Started and played nine snaps before sustaining an ankle injury late in the first quarter that sidelined him for the remainder of the game...**At L.A. Rams (Oct. 6):** Inactive (ankle)...**Vs. Arizona (Oct. 13):** Started and played 44 snaps, leading the team with 68 yards receiving on three catches (22.7 avg.). Posted a 44-yard TD reception on a long pass from QB Jordan Love with 4:32 remaining in the first half to give the Packers a 24-0 lead...**Vs. Houston (Oct. 20):** Started and played 31 snaps, posting a 9-yard reception...**At Jacksonville (Oct. 27):** Started and played 52 of 70 snaps, finishing with a season-high four catches for 39 yards (9.8 avg.) with three of the receptions picking up first downs...**Vs. Detroit (Nov. 3):** Started and played 37 snaps, hauling in three passes for 37 yards (12.3 avg.).

REGULAR-SEASON COMPARISON: RECEIVING/RUSHING - CHICAGO BEARS

| DATE | OPP | W/L | GP/GS | NO. | YDS. | RECEIVING | | | | | RUSHING | | | | |
|---------------|------------|------------|------------|----------|-----------|------------|-----------|----------|-----------|-----------|----------|-----------|-------------|------------|----------|
| | | | | | | AVG. | LG | TD | TGTS | YAC | NO. | YDS. | AVG. | LG | TD |
| 9/18/22 | GB vs. CHI | W | P | 3 | 9 | 3.0 | 9 | 0 | 3 | 18 | 0 | 0 | 0 | 0 | 0 |
| 12/4/22 | GB @ CHI | W | S | 3 | 48 | 16.0 | 19 | 1 | 7 | 7 | 1 | 46 | 46.0 | 46t | 1 |
| TOTALS | | 2/0 | 2/1 | 6 | 57 | 9.5 | 19 | 1 | 10 | 25 | 1 | 46 | 46.0 | 46t | 1 |

CHRISTIAN WATSON'S NFL REGULAR-SEASON RUSHING/RECEIVING STATISTICS

| DATE | TEAM | GP | GS | RECEIVING | | | | | RUSHING | | | | |
|-------------------|---------|-----------|-----------|-----------|--------------|-------------|-----------|-----------|-----------|-----------|------------|------------|----------|
| | | | | NO. | YDS. | AVG. | LG | TD | NO. | YDS. | AVG. | LG | TD |
| 2022 | Packers | 14 | 11 | 41 | 611 | 14.9 | 63t | 7 | 7 | 80 | 11.4 | 46t | 2 |
| 2023 | Packers | 9 | 9 | 28 | 422 | 15.1 | 77 | 5 | 4 | 11 | 2.8 | 13 | 0 |
| 2024 | Packers | 8 | 8 | 16 | 233 | 14.6 | 44t | 2 | 1 | -4 | -4.0 | -4 | 0 |
| NFL TOTALS | | 31 | 28 | 85 | 1,266 | 14.9 | 77 | 14 | 12 | 87 | 7.3 | 46t | 2 |

CHRISTIAN WATSON'S NFL POST-SEASON RUSHING/RECEIVING STATISTICS

| DATE | TEAM | GP | GS | RECEIVING | | | | | RUSHING | | | | |
|-------------------|---------|----------|----------|-----------|-----------|-------------|-----------|----------|----------|----------|------------|----------|----------|
| | | | | NO. | YDS. | AVG. | LG | TD | NO. | YDS. | AVG. | LG | TD |
| 2023 | Packers | 2 | 0 | 2 | 20 | 10.0 | 11 | 0 | 0 | 0 | 0.0 | 0 | 0 |
| NFL TOTALS | | 2 | 0 | 2 | 20 | 10.0 | 11 | 0 | 0 | 0 | 0.0 | 0 | 0 |

CHRISTIAN WATSON'S NFL REGULAR-SEASON RETURN STATISTICS

| DATE | TEAM | RET. | KICKOFF RETURNS | | | |
|-------------------|---------|----------|-----------------|-------------|-----------|----------|
| | | | YDS. | AVG. | LG | TD |
| 2022 | Packers | 2 | 35 | 17.5 | 18 | 0 |
| 2023 | Packers | 0 | 0 | 0.0 | 0 | 0 |
| 2024 | Packers | 0 | 0 | 0.0 | 0 | 0 |
| NFL TOTALS | | 2 | 35 | 17.5 | 18 | 0 |

SINGLE-GAME HIGHS: RUSHING/RECEIVING

| | | | |
|----------------------|--|---------------------------|---|
| Rush Attempts | 2 vs. Kansas City Chiefs, Dec 03, 2023 2 vs. Detroit Lions, Jan 08, 2023 | Receiving Yards | 110 at Philadelphia Eagles, Nov 27, 2022 107 vs. Dallas Cowboys, Nov 13, 2022 |
| Rushing Yards | 46 at Chicago Bears, Dec 04, 2022 15 vs. Kansas City Chiefs, Dec 03, 2023 ...1 more at 15. | Receiving Average | 30.3 at Las Vegas Raiders, Oct 09, 2023 27.5 at Philadelphia Eagles, Nov 27, 2022 |
| Longest Runs | 46t at Chicago Bears, Dec 04, 2022 15t vs. New England Patriots, Oct 02, 2022 | Longest Receptions | 77 at Las Vegas Raiders, Oct 09, 2023 63t at Philadelphia Eagles, Nov 27, 2022 |
| Rushing TDs | 1 at Chicago Bears, Dec 04, 2022 1 vs. New England Patriots, Oct 02, 2022 | Receiving TDs | 3 vs. Dallas Cowboys, Nov 13, 2022 2 vs. Kansas City Chiefs, Dec 03, 2023 ...1 more at 2. |
| Receptions | 7 vs. Kansas City Chiefs, Dec 03, 2023 6 at Miami Dolphins, Dec 25, 2022 | Scrimmage Yards | 116 vs. Detroit Lions, Jan 08, 2023 110 at Philadelphia Eagles, Nov 27, 2022 |

2024 GXG REGULAR SEASON (PACKERS)

| DATE | OPPONENT | P/S | RECEIVING | | | | | RUSHING | | | | |
|--------------------|------------|------------|-----------------|------------|-------------|------------|----------|----------|-----------|-------------|-----------|----------|
| | | | NO. | YDS. | AVG. | LG | TD | NO. | YDS. | AVG. | LG | TD |
| 09/06 | at Eagles | S | 3 | 13 | 4.3 | 6 | 1 | 0 | 0 | 0.0 | 0 | 0 |
| 09/15 | Colts | S | 0 | 0 | 0.0 | 0 | 0 | 0 | 0 | 0.0 | 0 | 0 |
| 09/22 | at Titans | S | 2 | 67 | 33.5 | 37 | 0 | 0 | 0 | 0.0 | 0 | 0 |
| 09/29 | Vikings | S | 0 | 0 | 0.0 | 0 | 0 | 0 | 0 | 0.0 | 0 | 0 |
| 10/06 | at Rams | | INACTIVE/INJURY | | | | | | | | | |
| 10/13 | Cardinals | S | 3 | 68 | 22.7 | 44t | 1 | 0 | 0 | 0.0 | 0 | 0 |
| 10/20 | Texans | S | 1 | 9 | 9.0 | 9 | 0 | 1 | -4 | -4.0 | -4 | 0 |
| 10/27 | at Jaguars | S | 4 | 39 | 9.8 | 14 | 0 | 0 | 0 | 0.0 | 0 | 0 |
| 11/03 | Lions | S | 3 | 37 | 12.3 | 19 | 0 | 0 | 0 | 0.0 | 0 | 0 |
| 2024 TOTALS | | 8-8 | 16 | 233 | 14.6 | 44t | 2 | 1 | -4 | -4.0 | -4 | 0 |

DANIEL WHELAN

19

PUNTER
UC DAVIS

Second NFL Season | Second Packers Season

Ht: 6-5 | Wt: 216 | Born: February 10, 1999 | NFL Games Played/Started: 26/0 | Acquired: FA-23

AT A GLANCE

- » Averaged 46.2 yards per punt in 2023 in his first season with the Packers, the second-best single-season mark in team history behind only Corey Bojorquez (46.5 avg. in 2021).
- » Posted 22 punts of 50-plus yards last season, tied for the third most in a season by a Green Bay punter since 2000 behind only Jon Ryan (24 in 2006) and Justin Vogel (23 in 2017).
- » Became the first Irish-born player to play in the NFL since 1985 (Cardinals K Neil O'Donoghue).
- » Played for the D.C. Defenders in 2023, earning All-XFL honors after ranking No. 3 in the league in both punting average (45.6) and punts inside the 20 (11).
- » Played in 47 games in five seasons (2017-21) at UC-Davis, finishing his career ranked No. 1 in school history in punting average (44.0) and punts inside the 20 (86).
- » Moved to California with his mother when he was 13 years old and earned All-Southern Section and All-DeAnza League honors in both of his final two years at Rancho Mirage (Calif.) High School.

2024 SEASON: Has played in all nine games, punting 31 times for 1,478 yards (47.7-yard gross average, 43.9-yard net average)...Has posted 13 punts of 50-plus yards...Has placed 13 punts inside the 20...Is tied for No. 5 in the NFL in net punting average...Recorded a long of 74 yards, which is tied for the sixth-longest punt in the NFL this season...**Philadelphia (Sept. 6):** Punted twice for a total of 74 yards (37.0-yard gross and net average), placing one punt inside the 20 and recording a long of 41 yards...**vs. Indianapolis (Sept. 15):** Punted three times for 139 yards (46.3-yard gross and net average) with a long of 59 yards in the third quarter that pinned the Colts at their own 16. Placed a season-high three punts inside the 20...**At Tennessee (Sept. 22):** Punted a season-high five times for 244 yards, averaging 48.8 yards (36.0-yard net average). Recorded a season-long punt of 63 yards in the fourth quarter, the second-longest punt of his career...**vs. Minnesota (Sept. 29):** Punted three times for 180 yards, registering a 60.0-yard average, which was the top mark by a Green Bay punter (min. three punts) since Boyd Dowler recorded a 62.0-yard average on three punts vs. San Francisco on Oct. 21, 1962. Posted a 56.7-yard net average, which was the top mark by a Packers punter (since 1976) with three-plus punts in a game, topping Tim Masthay's mark of 55.3 yards on three punts at Minnesota on Oct. 23, 2011. His 56.7-yard net average was also the top mark by an NFL punter (min. three punts) since Seahawks P Michael Dickson averaged 57.5 yards on six punts at Denver on Sept. 9, 2018. Recorded a career-long 74-yard punt, which is the second-longest punt by a Packer (since 2000) behind only Corey Bojorquez's 82-yarder at Chicago on Oct. 17, 2021. Two of his three punts landed inside the 20...**At L.A. Rams (Oct. 6):** Matched his season high with five punts for 186 yards (37.2-yard gross and net average), recording a long of 41 yards and placing one punt inside the 20. Pinned the Rams are their own 9 on his 41-yard punt in the fourth quarter...**vs. Arizona (Oct. 13):** Punted one time for 46 yards (46.0-yard gross and net average) in the first quarter and pinned the Cardinals at their own 8...**vs. Houston (Oct. 20):** Punted five times for 284 yards, a 56.8-yard gross average that is the second-best single-game average in team history (min. four punts) behind only Roy McKay's 61.6-yard average on five punts vs. the Chicago Cardinals on Oct. 28, 1945. His 51.6-yard net average is the top single-game mark in team history (since 1976, min. four punts). Tied his single-game career high with two punts of 60-plus yards (66, 61). Became the first NFL punter to punt five-plus times and post a gross average of 56-plus yards and a net average of 51-plus yards in a game since Raiders P AJ Cole vs. Indianapolis on Nov. 13, 2022...**At Jacksonville (Oct. 27):** Punted five times for 241 yards (48.2-yard gross average, 44.8-net yard average) with a long of 63 yards. Placed three punts inside the 20, tying his season high...**vs. Detroit (Nov. 3):** Punted two times for 84 yards (42.0-yard gross and net average), placing both punts inside the 20 and recording a long of 51 yards.

REGULAR-SEASON COMPARISON: PUNTING - CHICAGO BEARS

| DATE | OPP | W/L | GP/GS | NO. | YDS. | AVG. | TB | I20 | LG |
|---------------|------------|------------|------------|----------|------------|-------------|----------|----------|-----------|
| 9/10/23 | GB @ CHI | W | P | 5 | 249 | 49.8 | 2 | 1 | 68 |
| 1/7/24 | GB vs. CHI | W | P | 0 | 0 | 0.0 | 0 | 0 | 0 |
| TOTALS | | 2/0 | 2/0 | 5 | 249 | 49.8 | 2 | 1 | 68 |

DANIEL WHELAN'S NFL REGULAR-SEASON PUNTING STATISTICS

| DATE | TEAM | GP | NO. | YDS. | AVG. | OPP. RET. | YDS. | NET YDS. | AVG. | TB | IN20 | LG | BK |
|-------------------|---------|-----------|-----------|--------------|-------------|-----------|------------|--------------|-------------|----------|-----------|-----------|----------|
| 2023 | Packers | 17 | 57 | 2,634 | 46.2 | 23 | 270 | 2,264 | 39.7 | 5 | 18 | 68 | 0 |
| 2024 | Packers | 9 | 31 | 1,478 | 47.7 | 11 | 77 | 1,361 | 43.9 | 2 | 13 | 74 | 0 |
| NFL TOTALS | | 26 | 88 | 4,112 | 46.7 | 34 | 347 | 3,625 | 41.2 | 7 | 31 | 74 | 0 |

DANIEL WHELAN'S NFL POSTSEASON PUNTING STATISTICS

| DATE | TEAM | GP | NO. | YDS. | AVG. | OPP. RET. | YDS. | NET YDS. | AVG. | TB | IN20 | LG | BK |
|-------------------|---------|----------|----------|------------|-------------|-----------|----------|------------|-------------|----------|----------|-----------|----------|
| 2023 | Packers | 2 | 4 | 155 | 38.8 | 0 | 0 | 155 | 38.8 | 0 | 3 | 42 | 0 |
| NFL TOTALS | | 2 | 4 | 155 | 38.8 | 0 | 0 | 155 | 38.8 | 0 | 3 | 42 | 0 |

SINGLE-GAME HIGHS: PUNTER

Punts 5 at Jacksonville Jaguars, Oct 27, 2024
 5 vs. Houston Texans, Oct 20, 2024
 ...4 more at 5.

Gross Punting Yards 284 vs. Houston Texans, Oct 20, 2024
 259 vs. Detroit Lions, Sep 28, 2023

Gross Punting Avg 56.8 vs. Houston Texans, Oct 20, 2024
 51.8 vs. Minnesota Vikings, Oct 29, 2023
 ...1 more at 51.8.

Net Punting Yards 258 vs. Houston Texans, Oct 20, 2024
 232 vs. Detroit Lions, Sep 28, 2023

Net Punting Avg 51.6 vs. Houston Texans, Oct 20, 2024
 46.4 vs. Detroit Lions, Sep 28, 2023

Longest Punts 74 vs. Minnesota Vikings, Sep 29, 2024
 68 at Chicago Bears, Sep 10, 2023

Inside the 20 4 at Detroit Lions, Nov 23, 2023
 3 at Jacksonville Jaguars, Oct 27, 2024
 ...1 more at 3.

2024 GXG REGULAR SEASON (PACKERS)

| DATE | OPPONENT | P | NET | | | OPP. | | NET | | TB | IN20 | LG | BK | |
|--------------------|------------|---|----------|-----------|--------------|-------------|-----------|-----------|--------------|-------------|----------|-----------|-----------|----------|
| | | | NO. | YDS. | AVG. | RET. | YDS. | YDS. | AVG. | | | | | |
| 09/06 | at Eagles | P | 2 | 74 | 37.0 | 0 | 0 | 74 | 37.0 | 0 | 1 | 41 | 0 | |
| 09/15 | Colts | P | 3 | 139 | 46.3 | 0 | 0 | 139 | 46.3 | 0 | 3 | 59 | 0 | |
| 09/22 | at Titans | P | 5 | 244 | 48.8 | 2 | 24 | 180 | 36.0 | 2 | 0 | 63 | 0 | |
| 09/29 | Vikings | P | 3 | 180 | 60.0 | 2 | 10 | 170 | 56.7 | 0 | 2 | 74 | 0 | |
| 10/06 | at Rams | P | 5 | 186 | 37.2 | 1 | 0 | 186 | 37.2 | 0 | 1 | 41 | 0 | |
| 10/13 | Cardinals | P | 1 | 46 | 46.0 | 0 | 0 | 46 | 46.0 | 0 | 1 | 46 | 0 | |
| 10/20 | Texans | P | 5 | 284 | 56.8 | 4 | 26 | 258 | 51.6 | 0 | 0 | 66 | 0 | |
| 10/27 | at Jaguars | P | 5 | 241 | 48.2 | 2 | 17 | 224 | 44.8 | 0 | 3 | 63 | 0 | |
| 11/03 | Lions | P | 2 | 84 | 42.0 | 0 | 0 | 84 | 42.0 | 0 | 2 | 51 | 0 | |
| 2024 TOTALS | | | 9 | 31 | 1,478 | 47.7 | 11 | 77 | 1,361 | 43.9 | 2 | 13 | 74 | 0 |

DONTAYVION WICKS

13

WIDE RECEIVER
VIRGINIA

Second NFL Season | Second Packers Season



Ht: 6-1 | Wt: 206 | Born: June 16, 2001 | NFL Games Played/Started: 24/7 | Acquired: D5b-23

AT A GLANCE

- » Is one of just five players in team history to register four-plus TD catches in both of first two seasons in the league, joining Don Hutson (1935-36), Billy Howton (1952-53), James Lofton (1978-79) and Christian Watson (2022-23).
- » Of his 55 career catches, 21 have been explosive gains (16-plus yards), a 38.2 percentage that ranks tied for No. 10 in the NFL since 2023 among players with 50-plus receptions.
- » Ranked No. 3 on the team with 39 receptions for 581 yards (14.9 avg.) and four TDs in 2023, finishing No. 2 in the league in yards per catch among rookies.
- » Posted a team-high 18 explosive receptions (16-plus yards), the most by a Packers rookie dating back to 2000 and tied for No. 4 among NFL rookies last season.
- » Of his 39 receptions, 18 went for 16-plus yards, a 46.2 percentage that ranked No. 4 in the NFL among players with two-plus catches a game. Dating back to 2000, his 46.2 mark was the top percentage posted by a Packer with 30-plus receptions.
- » Set the University of Virginia single-season school record for receiving yards with 1,203 yards on 57 catches (21.1 avg.) in 2021, surpassing WR Herman Moore's mark of 1,190 yards in 1990.
- » His average of 21.1 yards per reception in 2021 led the Atlantic Coast Conference and ranked No. 5 in the country.

2024 SEASON: Has appeared in all nine games with one start and has posted 16 receptions for 192 yards (12.0 avg.) and four TDs (No. 2 on the team)...Of his 16 catches, four have resulted in TDs, a 25.0 percentage that ranks tied for No. 1 in the NFL (min. 15 rec.)...**At Philadelphia (Sept. 6):** Appeared on 31 plays on offense...**Vs. Indianapolis (Sept. 15):** Played 36 snaps and caught three passes for 26 yards (8.7 avg.), highlighted by a 14-yard TD grab from QB Malik Willis late in the first quarter, his fourth TD reception in his last four regular-season games...**At Tennessee (Sept. 22):** Appeared on 29 plays on offense...**Vs. Minnesota (Sept. 29):** Played a season-high 58 snaps and posted a season-best five catches for a season-high 78 yards (15.6 avg.) and two TDs (tied career high). All five of his receptions came in the second half with both of his TD catches (6, 17 yards) coming in the fourth quarter...**At L.A. Rams (Oct. 6):** Started and played 45 of 59 snaps, hauling in two passes for 20 yards (10.0 avg.)...**Vs. Arizona (Oct. 13):** Played 10 snaps, posting a 9-yard reception on a third down late in the first quarter to pick up a first down, before departing the game in the second quarter (shoulder)...**Vs. Houston (Oct. 20):** Appeared on 24 plays and caught three passes for 48 yards (16.0 avg.), highlighted by a 30-yard TD grab midway through the second quarter...**At Jacksonville (Oct. 27):** Played 21 snaps and caught two passes for 11 yards (5.5 avg.)...**Vs. Detroit (Nov. 3):** Appeared on 35 plays on offense.

REGULAR-SEASON COMPARISON: RECEIVING - CHICAGO BEARS

| DATE | OPP | W/L | GP/GS | REC | YDS. | AVG. | TD | LG | TGTS | YAC |
|---------------|------------|------------|------------|----------|-----------|-------------|----------|-----------|----------|-----------|
| 9/10/23 | GB @ CHI | W | F | 0 | 0 | 0 | 0 | 0 | 2 | 0 |
| 17/24 | GB vs. CHI | W | S | 6 | 61 | 10.2 | 2 | 19 | 7 | 26 |
| TOTALS | | 2/0 | 2/1 | 6 | 61 | 10.2 | 2 | 19 | 9 | 26 |

DONTAYVION WICKS' NFL REGULAR-SEASON RECEIVING STATISTICS

| | | RECEIVING | | | | | | | |
|-------------------|---------|-----------|----------|-----------|------------|-------------|-----------|----------|--|
| DATE | TEAM | GP | GS | NO. | YDS. | AVG. | LG | TD | |
| 2023 | Packers | 15 | 6 | 39 | 581 | 14.9 | 35 | 4 | |
| 2024 | Packers | 9 | 1 | 16 | 192 | 12.0 | 36 | 4 | |
| NFL TOTALS | | 24 | 7 | 55 | 773 | 14.1 | 36 | 8 | |

DONTAYVION WICKS' NFL POSTSEASON RECEIVING STATISTICS

| | | RECEIVING | | | | | | | |
|-------------------|---------|-----------|----------|----------|-----------|-------------|------------|----------|--|
| DATE | TEAM | GP | GS | NO. | YDS. | AVG. | LG | TD | |
| 2023 | Packers | 2 | 2 | 2 | 25 | 12.5 | 20t | 1 | |
| NFL TOTALS | | 2 | 2 | 2 | 25 | 12.5 | 20t | 1 | |

SINGLE-GAME HIGHS: RUSHING/RECEIVING

Longest Runs 1 at Denver Broncos, Oct 22, 2023
Receptions 6 vs. Chicago Bears, Jan 07, 2024
 6 vs. Tampa Bay Buccaneers, Dec 17, 2023
Receiving Yards 97 vs. Tampa Bay Buccaneers, Dec 17, 2023
 91 vs. Los Angeles Chargers, Nov 19, 2023
Receiving Average 30.3 vs. Los Angeles Chargers, Nov 19, 2023
 17.0 at Pittsburgh Steelers, Nov 12, 2023

Longest Receptions 36 vs. Minnesota Vikings, Sep 29, 2024
 35 vs. Los Angeles Chargers, Nov 19, 2023
Receiving TDs 2 vs. Minnesota Vikings, Sep 29, 2024
 2 vs. Chicago Bears, Jan 07, 2024
Most TDs 2 vs. Minnesota Vikings, Sep 29, 2024
 2 vs. Chicago Bears, Jan 07, 2024
Scrimmage Yards 97 vs. Tampa Bay Buccaneers, Dec 17, 2023
 91 vs. Los Angeles Chargers, Nov 19, 2023

2024 GXG REGULAR SEASON (PACKERS)

| DATE | OPPONENT | P/S | RECEIVING | | | | | RUSHING | | | | |
|--------------------|------------|------------|-----------|------------|-------------|-----------|----------|----------|----------|------------|----------|----------|
| | | | NO. | YDS. | AVG. | LG | TD | NO. | YDS. | AVG. | LG | TD |
| 09/06 | at Eagles | P | 0 | 0 | 0.0 | 0 | 0 | 0 | 0 | 0.0 | 0 | 0 |
| 09/15 | Colts | P | 3 | 26 | 8.7 | 14t | 1 | 0 | 0 | 0.0 | 0 | 0 |
| 09/22 | at Titans | P | 0 | 0 | 0.0 | 0 | 0 | 0 | 0 | 0.0 | 0 | 0 |
| 09/29 | Vikings | P | 5 | 78 | 15.6 | 36 | 2 | 0 | 0 | 0.0 | 0 | 0 |
| 10/06 | at Rams | S | 2 | 20 | 10.0 | 10 | 0 | 0 | 0 | 0.0 | 0 | 0 |
| 10/13 | Cardinals | P | 1 | 9 | 9.0 | 9 | 0 | 0 | 0 | 0.0 | 0 | 0 |
| 10/20 | Texans | P | 3 | 48 | 16.0 | 30t | 1 | 0 | 0 | 0.0 | 0 | 0 |
| 10/27 | at Jaguars | P | 2 | 11 | 5.5 | 6 | 0 | 0 | 0 | 0.0 | 0 | 0 |
| 11/03 | Lions | P | 0 | 0 | 0.0 | 0 | 0 | 0 | 0 | 0.0 | 0 | 0 |
| 2024 TOTALS | | 9-1 | 16 | 192 | 12.0 | 36 | 4 | 0 | 0 | 0.0 | 0 | 0 |

EVAN WILLIAMS

33

SAFETY
OREGON

Rookie



Ht: 5-11 | Wt: 200 | Born: July 28, 2001 | NFL Games Played/Started: 8/3 | Acquired: D4-24

AT A GLANCE

- » Played four seasons at Fresno State (2019-22) and one season at Oregon (2023).
- » Overall, saw action in 52 games with 45 starts in five seasons (2019-23), recording 307 tackles (214 solo), 16 tackles for a loss, 5½ sacks, four QB hurries, four interceptions, 16 passes defended, four forced fumbles and five fumble recoveries.
- » Was selected to an all-conference team in each of his final four seasons in college.
- » Earned second-team All-Pacific-12 honors from the coaches and third-team All-Pac-12 recognition from Phil Steele's College Football in 2023 after leading the Ducks with 82 tackles (49 solo) and recording a career-high 4½ sacks (No. 2 on the team and No. 1 among Pac-12 defensive backs).
- » Selected by the Packers in the fourth round (No. 111 overall) of the 2024 NFL Draft, becoming the first University of Oregon defensive player to be drafted by Green Bay since DE Emery Barnes (18th round, No. 207 overall) in 1954.
- » Was named the CIF-Central Coast Section All-Around Player of the Year and the West Catholic Athletic League Player of the Year in 2018 at St. Francis High School (Mountain View, Calif.).

2024 SEASON: Has played in eight games with three starts, recording 27 tackles (17 solo), a tackle for a loss, an interception, three passes defended and a forced fumble...Is one of two players on the team (LB Eric Wilson) and one of only three NFL rookies with an interception and a forced fumble this season (Buccaneers DB Tykee Smith and 49ers DB Renardo Green)...On special teams, has posted a tackle on kickoff coverage and recovered an onside kick...Was inactive for one game (Week 9) due to a hamstring injury...**At Philadelphia (Sept. 6):** Made his NFL debut, seeing action on 16 special teams snaps...**Vs. Indianapolis (Sept. 15):** Played 20 snaps on defense, recording two tackles (both solo), an interception and a pass defended. Snagged his first career interception on a Hail Mary attempt by QB Anthony Richardson to seal the victory for Green Bay. Became the first Packer to register an INT within his first two NFL games since S Jeron McMillian in 2012. Also contributed on special teams, playing 11 snaps and recovering an onside-kick attempt by the Colts late in the fourth quarter...**At Tennessee (Sept. 22):** Played 13 special teams snaps, posting a tackle on kickoff coverage. Also saw action on four defensive snaps...**Vs. Minnesota (Sept. 29):** Played 10 snaps on defense and 15 on special teams...**At L.A. Rams (Oct. 6):** Made his first career start, playing all 78 snaps on defense and leading the team with a career-high 10 tackles (four solo) and a career-best two passes defended. Recorded his first pass defended on a deep pass to WR Tutu Atwell in the third quarter. Broke up his second pass of the game on a short pass over the middle intended for TE Jordan Whittington on the Rams' final drive of the game. Also saw action on 11 special teams plays. Became the first Green Bay rookie with 10-plus tackles and multiple passes defended in a game since S Nick Collins (11/21/05)...**Vs. Arizona (Oct. 13):** Recorded his first career tackle for a loss and forced fumble to go along with four tackles (all solo) on 38 defensive snaps. Tackled QB Kyle Murray for a loss of 2 yards on third down to force Arizona to punt. In the third quarter, punched the ball loose from WR Greg Dortch, which was recovered by CB Jaire Alexander. Also saw action on 11 special teams snaps...**Vs. Houston (Oct. 20):** Started and played all 64 snaps on defense, recording a team-high nine tackles (six solo). Stopped RB Joe Mixon short of the end zone on a two-point conversion attempt in the second quarter. Also saw action on 16 special teams plays...**At Jacksonville (Oct. 27):** Started and played 18 snaps on defense before sustaining a hamstring injury in the second quarter that sidelined him for the remainder of the game. Recorded two tackles (one solo)...**Vs. Detroit (Nov. 3):** Inactive (hamstring).

EVAN WILLIAMS' NFL REGULAR-SEASON DEFENSIVE STATISTICS

| YEAR | TEAM | GP | GS | TACKLES | | | | | | | | | | INTERCEPTIONS | | | | | | | | ST | | | | MISC | | | | | | | |
|-------------------|---------|----------|----------|-----------|-----------|-----------|----------|----------|------------|------------|----------|----------|----------|---------------|----------|----------|----------|----------|----------|----------|----------|----------|----------|----------|----------|----------|----------|----------|----------|----------|----------|----------|---|
| | | | | S | A | TFL | YDS | SK | YDS | QBH | NO | YDS | LG | TD | PD | FF | FR | TD | YDS | TK | S | A | FF | FR | S | A | | | | | | | |
| 2024 | Packers | 8 | 3 | 27 | 17 | 10 | 1 | 2 | 0.0 | 0.0 | 0 | 1 | 1 | 1 | 0 | 3 | 1 | 0 | 0 | 0 | 0 | 1 | 1 | 0 | 0 | 0 | 0 | 0 | 0 | 0 | 0 | 0 | 0 |
| NFL TOTALS | | 8 | 3 | 27 | 17 | 10 | 1 | 2 | 0.0 | 0.0 | 0 | 1 | 1 | 1 | 0 | 3 | 1 | 0 | 0 | 0 | 0 | 1 | 1 | 0 | 0 | 0 | 0 | 0 | 0 | 0 | 0 | 0 | |

SINGLE-GAME HIGHS: DEFENSIVE

| | | | |
|------------------------|--|-----------------------|--|
| Total Tackles | 10 at Los Angeles Rams, Oct 06, 2024 | Forced Fumbles | 1 vs. Arizona Cardinals, Oct 13, 2024 |
| | 9 vs. Houston Texans, Oct 20, 2024 | Interceptions | 1 vs. Indianapolis Colts, Sep 15, 2024 |
| Solo Tackles | 6 vs. Houston Texans, Oct 20, 2024 | | |
| | 4 vs. Arizona Cardinals, Oct 13, 2024 | | |
| | ...1 more at 4. | | |
| Passes Defensed | 2 at Los Angeles Rams, Oct 06, 2024 | | |
| | 1 vs. Indianapolis Colts, Sep 15, 2024 | | |

2024 GXG REGULAR SEASON (PACKERS)

| DATE | OPPONENT | P/S | TK | S | A | SK | YDS | INT | PD | FF | FR | |
|--------------------|------------|-----------------|-----------|-----------|-----------|----------|----------|----------|----------|----------|----------|----------|
| 09/06 | at Eagles | P | 0 | 0 | 0 | 0 | 0 | 0 | 0 | 0 | 0 | |
| 09/15 | Colts | P | 2 | 2 | 0 | 0 | 0 | 0 | 1 | 1 | 0 | |
| 09/22 | at Titans | P | 0 | 0 | 0 | 0 | 0 | 0 | 0 | 0 | 0 | |
| 09/29 | Vikings | P | 0 | 0 | 0 | 0 | 0 | 0 | 0 | 0 | 0 | |
| 10/06 | at Rams | S | 10 | 4 | 6 | 0 | 0 | 0 | 2 | 2 | 0 | |
| 10/13 | Cardinals | P | 4 | 4 | 0 | 0 | 0 | 0 | 0 | 1 | 0 | |
| 10/20 | Texans | S | 9 | 6 | 3 | 0 | 0 | 0 | 0 | 0 | 0 | |
| 10/27 | at Jaguars | S | 2 | 1 | 1 | 0 | 0 | 0 | 0 | 0 | 0 | |
| 11/03 | Lions | INACTIVE/INJURY | | | | | | | | | | |
| 2024 TOTALS | | 8-3 | 27 | 17 | 10 | 0 | 0 | 0 | 1 | 3 | 1 | 0 |

MALIK WILLIS

2

QUARTERBACK
LIBERTY

Third NFL Season | First Packers Season



Ht: 6-1 | Wt: 225 | Born: May 25, 1999 | NFL Games Played/Started: 15/5 | Acquired: T-24 (Ten.)

AT A GLANCE

- » Appeared in 11 regular-season games with three starts for the Tennessee Titans in 2022-23.
- » Originally selected by the Titans in the third round (No. 86 overall) of the 2022 NFL Draft.
- » Appeared in 38 games with 23 starts in four total collegiate seasons, playing two seasons at Liberty University (2020-21) after starting his collegiate career at Auburn (2017-18).
- » In his four collegiate seasons, completed 388 of 618 passes (62.8 pct.) for 5,191 yards and 48 TDs with 18 interceptions. He also rushed for 2,131 yards and 29 TDs on 366 career rushing attempts (5.8 avg.). His 74 total passing and rushing TDs in 2020-21 ranked No. 1 among all FBS players.
- » In his final season at Liberty University in 2021, completed 207 of 339 passes (61.1 pct.) for 2,862 yards and 27 touchdowns to go along with 197 rushing attempts for 878 yards (4.5 avg.) and 13 TDs.
- » Named the 2021 Bobby Bowden Trophy winner, which is presented annually to "a college football player who epitomizes a student-athlete of faith and conducts himself as an exemplary model in the classroom, on the field, on the campus and in the community."

2024 SEASON: Has played in four games with two starts, connecting on 29 of 39 passes (74.4 pct.) for 380 yards and three TDs with no INTs for a 130.3 rating...Among QBs with 25-plus attempts this season, ranks No. 1 in the league in yards per attempt (9.74)...Ranks No. 3 on the team with 137 rushing yards and a TD on 16 carries (8.6 avg.)...Has posted a 123.1 passer rating on third down (14 of 19 for 192 yards and a TD) with an average of 10.11 yards per attempt...Became the first QB since the 1970 merger to post a 120-plus passer rating and 40-plus rushing yards in both of his first two starts with a team...Became only the fifth QB since the merger with a 120-plus passer rating in both of his first two starts with a team, joining Brad Johnson (1999 with Washington), Jeff George (1994 with Atlanta), Jim Plunkett (1980 with the Oakland Raiders) and John Hadl (1973 with the Los Angeles Rams)...**At Philadelphia (Sept. 6):** Took over for an injured Jordan Love (knee) for the final two plays of the game in his Green Bay debut and had one passing attempt...**Vs. Indianapolis (Sept. 15):** Made his first start in a Green Bay uniform with Love (knee) sidelined, connecting on 12 of 14 passes (pct.) for 122 yards and a TD with no INTs for a 126.8 rating. Late in the first quarter, threw his first TD pass in the NFL when he found WR Dontayvion Wicks for a 14-yard score. Completed 7 of 8 passes (87.5 pct.) for 94 yards and a TD for a 155.2 rating, on third down, including a 39-yard completion to WR Romeo Doubs to the Indianapolis 16 early in the fourth quarter on third-and-5. Added 41 rushing yards on six carries (6.8 avg.), highlighted by runs of 19 and 12 yards...**At Tennessee (Sept. 22):** Started for the second straight week in place of an injured Love (knee), posting a career-high 202 passing yards and a TD on 13-of-19 passing (68.4 pct.) along with a career-best 73 rushing yards and a TD on six carries (12.2 avg.). Became just the fourth QB in NFL history to post 200-plus passing yards, a passing TD, no INTs and a 120-plus passer rating along with 70-plus rushing yards, a rushing TD and an average of 12-plus yards per carry (Lamar Jackson, Sept. 18, 2022; Russell Wilson, Dec. 21, 2014; Randall Cunningham, Nov. 4, 1990). His rushing-yardage total was the second-best single-game mark by a QB in franchise history (since 1960) behind only QB Don Majkowski's 88-yard total at Detroit on Sept. 30, 1990. Capped off the opening drive of the game with a 5-yard TD run, a drive that featured a pair of 30-yard completions (30-yarder to WR Jayden Reed, 30-yarder to WR Christian Watson). Became the first NFL QB with 150-plus passing yards and 70-plus rushing yards (158/73) in a first half since Jackson (168/111) vs. Cincinnati on Oct. 13, 2019...**Vs. Minnesota (Sept. 29):** Served as the No. 2 QB, but did not see any action...**At L.A. Rams (Oct. 6):** Served as the No. 2 QB, but did not see any action...**Vs. Arizona (Oct. 13):** Was the No. 2 QB, but did not play...**Vs. Houston (Oct. 20):** Served as the No. 2 QB, but did not see any action...**At Jacksonville (Oct. 27):** Came on in relief for an injured Love (groin) on Green Bay's fourth offensive play of the second half, leading the Packers to TDs on both of his first two full drives at QB. Completed 4 of 5 passes (80.0 pct.) for 56 yards and a TD for a 152.9 rating. Added four carries for 23 yards (5.8 avg.), highlighted by a 20-yard run up the middle to the Jacksonville 38 late in the third quarter that set up RB Josh Jacobs' 38-yard TD run on the next play. Found TE Tucker Kraft for a 3-yard TD pass with 14:06 remaining. With the game tied at 27 and less than two minutes remaining, found Reed on a career-long 51-yard pass down the left sideline to the Jacksonville 12 to help set up a game-winning 24-yard FG as time expired from K Brandon McManus. Became the first Green Bay QB since the merger to post a 120-plus rating (min. five att.), a TD pass, no INTs and an average of 8.5 yards per attempt in three straight games in a single season. Became the first NFL quarterback to accomplish that feat in his first three games with a team (min. five att.) since Hadl with the Rams (first four games) in 1973...**Vs. Detroit (Nov. 3):** Served as the No. 2 QB, but did not see any action.

MALIK WILLIS' NFL REGULAR-SEASON PASSING/RUSHING STATISTICS

| DATE | TEAM | PASSING | | | | | | | | | | | RUSHING | | | | | | |
|---------------|---------|-----------|----------|------------|-----------|-------------|------------|------------|----------|----------|-----------|-----------|-----------|-------------|-----------|------------|------------|-----------|----------|
| | | GP | GS | ATT. | CMP. | PCT. | YDS. | AVG. | TD | INT. | LG | SK | LST | RATE | NO. | YDS. | AVG. | LG | TD |
| 2022 | Titans | 8 | 3 | 61 | 31 | 50.8 | 276 | 4.5 | 0 | 3 | 48 | 10 | 49 | 42.8 | 27 | 123 | 4.6 | 17 | 1 |
| 2023 | Titans | 3 | 0 | 5 | 4 | 80.0 | 74 | 14.8 | 0 | 0 | 48 | 4 | 30 | 118.8 | 5 | 21 | 4.2 | 11 | 0 |
| 2024 | Packers | 4 | 2 | 39 | 29 | 74.4 | 380 | 9.7 | 3 | 0 | 51 | 5 | 16 | 130.3 | 16 | 137 | 8.6 | 29 | 1 |
| TOTALS | | 15 | 5 | 105 | 64 | 61.0 | 730 | 7.0 | 3 | 3 | 51 | 19 | 95 | 79.5 | 48 | 281 | 5.9 | 29 | 2 |

SINGLE-GAME HIGHS: QUARTERBACK

| | | | |
|-----------------------|---|-----------------|--|
| Pass Attempts | 23 vs. Houston Texans, Dec 24, 2022 19 at Tennessee Titans, Sep 22, 2024 | Passer Rating | 120.9 at Tennessee Titans, Sep 22, 2024 49.0 at Kansas City Chiefs, Nov 06, 2022 |
| Pass Completions | 14 vs. Houston Texans, Dec 24, 2022 13 at Tennessee Titans, Sep 22, 2024 | Rush Attempts | 8 at Kansas City Chiefs, Nov 06, 2022 7 vs. Houston Texans, Dec 24, 2022 |
| Yards Passing | 202 at Tennessee Titans, Sep 22, 2024 122 vs. Indianapolis Colts, Sep 15, 2024 | Rushing Yards | 73 at Tennessee Titans, Sep 22, 2024 43 vs. Houston Texans, Dec 24, 2022 |
| TD Passes | 1 at Jacksonville Jaguars, Oct 27, 2024 1 at Tennessee Titans, Sep 22, 2024 ...1 more at 1. | Rushing Average | 6.1 vs. Houston Texans, Dec 24, 2022 5.0 at Kansas City Chiefs, Nov 06, 2022 |
| Long Passes | 51 at Jacksonville Jaguars, Oct 27, 2024 48 vs. Baltimore Ravens, Oct 15, 2023 ...1 more at 48. | Longest Runs | 29 at Tennessee Titans, Sep 22, 2024 20 at Jacksonville Jaguars, Oct 27, 2024 ...1 more at 20. |
| Completion Percentage | 68.4 at Tennessee Titans, Sep 22, 2024 60.9 vs. Houston Texans, Dec 24, 2022 | Rushing TDs | 1 vs. Houston Texans, Dec 24, 2022 |

2024 GXG REGULAR SEASON (PACKERS)

| DATE | OPPONENT | P/S | PASSING | | | | | | | | | | | RUSHING | | | |
|--------------------|------------|------------|--------------|-----------|------------|-------------|------------|-------------|----------|----------|-----------|-------------|--------------|-----------|------------|-----------|----------|
| | | | ATT | CMP | YDS | PCT | Y/A | Y/C | TD | INT | LG | SK/YD | RATE | ATT | YDS | LG | TD |
| 09/06 | at Eagles | P | 1 | 0 | 0 | 0.0 | 0.0 | 0.0 | 0 | 0 | 0 | 1/4 | 39.6 | 0 | 0 | 0 | 0 |
| 09/15 | Colts | S | 14 | 12 | 122 | 85.7 | 8.7 | 10.2 | 1 | 0 | 39 | 0/0 | 126.8 | 6 | 41 | 19 | 0 |
| 09/22 | at Titans | S | 19 | 13 | 202 | 68.4 | 10.6 | 15.5 | 1 | 0 | 37 | 3/12 | 120.9 | 6 | 73 | 29 | 1 |
| 09/29 | Vikings | | DID NOT PLAY | | | | | | | | | | | | | | |
| 10/06 | at Rams | | DID NOT PLAY | | | | | | | | | | | | | | |
| 10/13 | Cardinals | | DID NOT PLAY | | | | | | | | | | | | | | |
| 10/20 | Texans | | DID NOT PLAY | | | | | | | | | | | | | | |
| 10/27 | at Jaguars | P | 5 | 4 | 56 | 80.0 | 11.2 | 14.0 | 1 | 0 | 51 | 1/0 | 152.9 | 4 | 23 | 20 | 0 |
| 11/03 | Lions | | DID NOT PLAY | | | | | | | | | | | | | | |
| 2024 TOTALS | | 4-2 | 39 | 29 | 380 | 74.4 | 9.7 | 13.1 | 3 | 0 | 51 | 5/16 | 130.3 | 16 | 137 | 29 | 1 |

EMANUEL WILSON

31

RUNNING BACK
FORT VALLEY STATE

Second NFL Season | Second Packers Season



Ht: 5-10 | Wt: 226 | Born: May 8, 1999 | NFL Games Played/Started: 16/0 | Acquired: FA-23

AT A GLANCE

- » Played in seven games for the Packers as a rookie last season, posting 85 rushing yards on 14 carries (6.1 avg.) while adding four receptions for 23 yards (5.8 avg.).
- » Rushed for a career-best 43 yards on four carries (10.8 avg.) vs. the L.A. Rams in Week 9, including a career-long 31-yard run late in the fourth quarter, the longest run by a rookie RB for the Packers since Aaron Jones' 46-yarder vs. New Orleans on Oct. 22, 2017.
- » Led Fort Valley State with 1,371 rushing yards and 17 TDs on 209 carries (6.6 avg.) in 2022 on his way to being named the Southern Intercollegiate Athletic Conference Player of the Year and the conference's Offensive Player of the Year.
- » Started all 17 games he appeared in at Fort Valley State (2021-22), rushing for 2,206 yards and 24 TDs on 356 carries (6.2 avg.) along with 35 receptions for 330 yards (9.4 avg.) and two TDs after beginning his career at Johnson C. Smith University in 2019.
- » Was named the CIAA Freshman of the Year at Johnson C. Smith in 2019 after leading the team with 1,040 yards and 13 TDs on 159 carries (6.5 avg.).

2024 SEASON: Has appeared in all nine games and ranks No. 2 on the team with 254 yards on 55 carries (4.6 avg.) while adding nine catches for 46 yards (5.1 avg.) and a TD...**At Philadelphia (Sept. 6):** Rushed for 46 yards on just four carries (11.5 avg.), posting runs of 14 and 18 yards on Green Bay's second-quarter drive that was capped off with WR Jayden Reed's 33-yard TD run. Added two catches for 2 yards (1.0 avg.)...**Vs. Indianapolis (Sept. 15):** Played 13 snaps and posted 9 rushing yards on five carries (1.8 avg.)...**At Tennessee (Sept. 22):** Appeared on a career-high 26 offensive plays, rushing for 50 yards on 12 carries (4.5 avg.) while adding a career-best 35 receiving yards on two catches (17.5 avg.), highlighted by a 30-yard TD catch on a screen pass on the opening drive of the second half for his first career NFL touchdown. His 85 yards from scrimmage on the afternoon were a career high...**Vs. Minnesota (Sept. 29):** Played 30 snaps and rushed for 27 yards on eight carries (3.4 avg.)...**At L.A. Rams (Oct. 6):** Played 15 snaps and posted 24 yards rushing on six carries (4.0 avg.)...**Vs. Arizona (Oct. 13):** Appeared on 23 plays, rushing for a career-high 54 yards on just seven carries (7.7 avg.) while adding a 19-yard reception...**Vs. Houston (Oct. 20):** Played 12 snaps and rushed for 11 yards on five carries (2.2 avg.)...**At Jacksonville (Oct. 27):** Played 12 snaps and posted 5 rushing yards on four carries (1.3 avg.)...**Vs. Detroit (Nov. 3):** Appeared on 13 snaps and rushed for 28 yards on four carries (7.0 avg.), including the first rushing TD of his career when he scored from 2 yards out with 3:49 remaining in the game. Added a 1-yard reception.

EMANUEL WILSON'S NFL REGULAR-SEASON RUSHING/RECEIVING STATISTICS

| DATE | TEAM | GP | GS | RUSHING | | | | | RECEIVING | | | | |
|-------------------|---------|-----------|----------|-----------|------------|------------|-----------|----------|-----------|-----------|------------|------------|----------|
| | | | | NO. | YDS. | AVG. | LG | TD | NO. | YDS. | AVG. | LG | TD |
| 2023 | Packers | 7 | 0 | 14 | 85 | 6.1 | 31 | 0 | 4 | 23 | 5.8 | 9 | 0 |
| 2024 | Packers | 9 | 0 | 55 | 254 | 4.6 | 19 | 1 | 9 | 46 | 5.1 | 30t | 1 |
| NFL TOTALS | | 16 | 0 | 69 | 339 | 4.9 | 31 | 1 | 13 | 69 | 5.3 | 30t | 1 |

EMANUEL WILSON'S NFL POSTSEASON RUSHING/RECEIVING STATISTICS

| DATE | TEAM | GP | GS | RUSHING | | | | | RECEIVING | | | | |
|-------------------|---------|----------|----------|-----------|-----------|------------|----------|----------|-----------|-----------|-------------|-----------|----------|
| | | | | NO. | YDS. | AVG. | LG | TD | NO. | YDS. | AVG. | LG | TD |
| 2023 | Packers | 2 | 0 | 12 | 36 | 3.0 | 8 | 0 | 1 | 11 | 11.0 | 11 | 0 |
| NFL TOTALS | | 2 | 0 | 12 | 36 | 3.0 | 8 | 0 | 1 | 11 | 11.0 | 11 | 0 |

SINGLE-GAME HIGHS: RUSHING/RECEIVING

| | | | |
|------------------------|---|---------------------------|---|
| Rush Attempts | 12 at Tennessee Titans, Sep 22, 2024 8 vs. Minnesota Vikings, Sep 29, 2024 | Receiving Yards | 35 at Tennessee Titans, Sep 22, 2024 19 vs. Arizona Cardinals, Oct 13, 2024 |
| Rushing Yards | 54 vs. Arizona Cardinals, Oct 13, 2024 50 at Tennessee Titans, Sep 22, 2024 | Longest Receptions | 30t at Tennessee Titans, Sep 22, 2024 19 vs. Arizona Cardinals, Oct 13, 2024 |
| Rushing Average | 7.7 vs. Arizona Cardinals, Oct 13, 2024 4.2 at Tennessee Titans, Sep 22, 2024 | Receiving TDs | 1 at Tennessee Titans, Sep 22, 2024 |
| Longest Runs | 31 vs. Los Angeles Rams, Nov 05, 2023 19 vs. Detroit Lions, Nov 03, 2024 | Most TDs | 1 vs. Detroit Lions, Nov 03, 2024 |
| Rushing TDs | 1 vs. Detroit Lions, Nov 03, 2024 | Scrimmage Yards | 1 at Tennessee Titans, Sep 22, 2024 85 at Tennessee Titans, Sep 22, 2024 73 vs. Arizona Cardinals, Oct 13, 2024 |
| Receptions | 2 at Jacksonville Jaguars, Oct 27, 2024 2 at Tennessee Titans, Sep 22, 2024 ...2 more at 2. | | |

2024 GXG REGULAR SEASON (PACKERS)

| DATE | OPPONENT | P/S | RUSHING | | | | | RECEIVING | | | | |
|--------------------|------------|------------|-----------|------------|------------|-----------|----------|-----------|-----------|------------|------------|----------|
| | | | NO. | YDS. | AVG. | LG | TD | NO. | YDS. | AVG. | LG | TD |
| 09/06 | at Eagles | P | 4 | 46 | 11.5 | 18 | 0 | 2 | 2 | 1.0 | 2 | 0 |
| 09/15 | Colts | P | 5 | 9 | 1.8 | 4 | 0 | 0 | 0 | 0.0 | 0 | 0 |
| 09/22 | at Titans | P | 12 | 50 | 4.2 | 10 | 0 | 2 | 35 | 17.5 | 30t | 1 |
| 09/29 | Vikings | P | 8 | 27 | 3.4 | 8 | 0 | 0 | 0 | 0.0 | 0 | 0 |
| 10/06 | at Rams | P | 6 | 24 | 4.0 | 7 | 0 | 1 | -9 | -9.0 | -9 | 0 |
| 10/13 | Cardinals | P | 7 | 54 | 7.7 | 16 | 0 | 1 | 19 | 19.0 | 19 | 0 |
| 10/20 | Texans | P | 5 | 11 | 2.2 | 5 | 0 | 0 | 0 | 0.0 | 0 | 0 |
| 10/27 | at Jaguars | P | 4 | 5 | 1.3 | 4 | 0 | 2 | -2 | -1.0 | 1 | 0 |
| 11/03 | Lions | P | 4 | 28 | 7.0 | 19 | 1 | 1 | 1 | 1.0 | 1 | 0 |
| 2024 TOTALS | | 9-0 | 55 | 254 | 4.6 | 19 | 1 | 9 | 46 | 5.1 | 30t | 1 |

ERIC WILSON

45

LINEBACKER
CINCINNATI

Eighth NFL Season | Third Packers Season



Ht: 6-1 | Wt: 230 | Born: September 26, 1994 | NFL Games Played/Started: 117/33 | Acquired: FA-22 (PS-NO)

AT A GLANCE

- » In his first seven seasons in the NFL, appeared in 108 regular-season games with 27 starts for the Minnesota Vikings (2017-20), Philadelphia Eagles (2021), Houston Texans (2021) and Packers (2022-23), recording 278 tackles (147 solo), nine sacks, four interceptions, nine passes defended, two forced fumbles and three fumble recoveries.
- » Has played in six postseason contests with two starts, recording 13 tackles (five solo), a QB hit and two special teams tackles.
- » Ranks No. 4 in the NFL with 24 special teams tackles over the past two seasons (2022-23), per TruMedia.
- » Posted 50 special teams tackles from 2017-23, tied for No. 7 in the NFL among linebackers over that span (TruMedia).
- » Started a career-high 15 games for the Vikings in 2020 and posted career bests in tackles (121), sacks (three) and INTs (three), the only player in the NFL to register 100-plus tackles, three-plus sacks and three-plus INTs in 2020.

2024 SEASON: Has played in all nine games with six starts, recording 29 tackles (19 solo), two sacks, seven tackles for a loss, two quarterback hits, an interception, two passes defended and a forced fumble...Is No. 1 on the team in tackles for a loss and tied for No. 5 in sacks...Has posted three tackles on special teams...**At Philadelphia (Sept. 6):** Made his first start as a Packer and played 15 snaps on defense, recording four tackles (three solo) and two tackles for a loss. Brought down RB Saquon Barkley for a loss of 5 yards on the Eagles' first play from scrimmage. Tackled Barkley again for a loss of a yard on a run up the middle in the second quarter. Also played a team-high 24 special teams snaps...**Vs. Indianapolis (Sept. 15):** Played eight snaps on defense, recording a solo tackle, an interception, a pass defended and a forced fumble. Forced RB Jonathan Taylor to fumble the ball out of bounds after a catch-and-run late in the third quarter. On the Colts' next drive early in the fourth quarter, intercepted QB Anthony Richardson's pass intended for WR Michael Pittman Jr. over the middle for his first INT as a Packer. Also played a team-high 17 special teams snaps...**At Tennessee (Sept. 22):** Started and played eight snaps on defense, posting a solo tackle. Also appeared on a team-high 21 special teams snaps and recorded a season-high two tackles, one on kickoff coverage and one on punt coverage...**Vs. Minnesota (Sept. 29):** Played 26 snaps on defense, recording two tackles (one solo). Also saw action on a team-high 24 special teams snaps...**At L.A. Rams (Oct. 6):** Recorded an assisted tackle on defense and saw action on 16 special teams snaps...**Vs. Arizona (Oct. 13):** Started and played 14 snaps on defense, posting three tackles (two solo). Also played a team-high 20 snaps on special teams...**Vs. Houston (Oct. 20):** Started and played 57 snaps on defense, taking over for LB Quay Walker (concussion), who got injured in the second quarter and did not return. Recorded a season-high five tackles (all solo), two sacks (tied career best), a career-high four tackles for a loss, two QB hits and a pass defended. Helped hold the Texans to a long field goal when he tackled RB Joe Mixon for a loss of 2 yards on a second-down play. Sacked QB C.J. Stroud twice in the third quarter, both on third downs, forcing the Texans to punt both times. His pass defended also came on third down when he deflected a pass intended for TE Dalton Schultz to bring up fourth-and-5, forcing another punt by Houston. Tackled Mixon again for a loss of 3 yards in the fourth quarter to bring up third-and-long, which Houston was unable to convert and the Texans had to punt. Also played a team-high 24 snaps on special teams, recording a tackle on punt coverage in the fourth quarter...**At Jacksonville (Oct. 27):** Started and played all 57 snaps on defense, leading the team with a season-high nine tackles (five solo) and a tackle for a loss. Tackled RB Tank Bigsby for a loss of 1 yard on third-and-2 to force the Jaguars to punt in the second quarter. Also appeared on 10 special teams snaps...**Vs. Detroit (Nov. 3):** Started and played 42 snaps on defense, recording three tackles (one solo). Also appeared on 15 special teams plays.

REGULAR-SEASON COMPARISON: DEFENSIVE - CHICAGO BEARS

| DATE | OPP | W/L | GP/GS | TACKLES | | | | | INT | TFL | PD | QBH | TD | MISC | | | |
|---------------|-------------|-----|-------|------------|-------------|-----------|-----------|-----------|------------|-------------|----------|----------|----------|----------|----------|----------|----------|
| | | | | TOT | SOLO | ASST | SACK | YDS. | | | | | | FF | FR | | |
| 10/9/17 | MIN @ CHI | W | P | 0 | 0 | 0 | 0.0 | 0.0 | 0 | 0 | 0 | 0 | 0 | 0 | 0 | 0 | |
| 12/31/17 | MIN vs. CHI | W | P | 0 | 0 | 0 | 0.0 | 0.0 | 0 | 0 | 0 | 0 | 0 | 0 | 0 | 0 | |
| 11/18/18 | MIN @ CHI | L | S | 7 | 5 | 2 | 1.0 | 5.0 | 0 | 1 | 0 | 2 | 0 | 0 | 0 | 0 | |
| 12/30/18 | MIN vs. CHI | L | S | 9 | 5 | 4 | 0.0 | 0.0 | 0 | 0 | 0 | 0 | 0 | 0 | 0 | 0 | |
| 9/29/19 | MIN @ CHI | L | P | 0 | 0 | 0 | 0.0 | 0.0 | 0 | 0 | 0 | 0 | 0 | 0 | 0 | 0 | |
| 12/29/19 | MIN vs. CHI | L | S | 12 | 7 | 5 | 1.0 | 8.0 | 0 | 2 | 0 | 1 | 0 | 0 | 0 | 0 | |
| 11/16/20 | MIN @ CHI | W | S | 7 | 4 | 3 | 0.5 | 3.5 | 0 | 1 | 1 | 2 | 0 | 0 | 0 | 0 | |
| 12/20/20 | MIN vs. CHI | L | S | 11 | 5 | 6 | 0.0 | 0.0 | 0 | 1 | 0 | 1 | 0 | 0 | 0 | 0 | |
| 12/4/22 | GB @ CHI | W | P | 0 | 0 | 0 | 0.0 | 0.0 | 0 | 0 | 0 | 0 | 0 | 0 | 0 | 0 | |
| 9/10/23 | GB @ CHI | W | P | 2 | 0 | 2 | 0.0 | 0.0 | 0 | 0 | 0 | 0 | 0 | 0 | 0 | 0 | |
| 1/7/24 | GB vs. CHI | W | P | 0 | 0 | 0 | 0.0 | 0.0 | 0 | 0 | 0 | 0 | 0 | 0 | 0 | 0 | |
| TOTALS | | | | 6/5 | 11/5 | 48 | 26 | 22 | 2.5 | 16.5 | 0 | 5 | 1 | 6 | 0 | 0 | 0 |

ERIC WILSON'S NFL REGULAR-SEASON DEFENSIVE STATISTICS

| YEAR | TEAM | GP | TACKLES | | | | | | | | | | INTERCEPTIONS | | | | | | | | | | ST | | | | MISC | |
|-------------------|---------|------------|-----------|-----------|-----------|-----------|-----------|------------|-------------|-------------|-----------|----------|---------------|-----------|----------|-----------|----------|----------|----------|----------|-----------|----------|----------|----------|----------|----------|----------|---|
| | | | GS | TK | S | A | TF | YD | L | S | SK | YDS | QB | N | YD | L | T | P | F | T | YD | T | S | A | F | R | S | A |
| 2017 | Vikings | 16 | 0 | 0 | 0 | 0 | 0 | 0 | 0 | 0.0 | 0.0 | 0 | 0 | 0 | 0 | 0 | 0 | 0 | 0 | 0 | 0 | 8 | 5 | 3 | 1 | 0 | 0 | 0 |
| 2018 | Vikings | 16 | 4 | 32 | 23 | 9 | 4 | 18 | 2.0 | 13.0 | 5 | 0 | 0 | 0 | 0 | 0 | 0 | 0 | 0 | 0 | 10 | 8 | 2 | 0 | 0 | 0 | 0 | |
| 2019 | Vikings | 16 | 6 | 57 | 32 | 25 | 6 | 28 | 3.0 | 24.0 | 5 | 0 | 0 | 0 | 0 | 0 | 0 | 0 | 0 | 0 | 5 | 4 | 1 | 0 | 1 | 0 | 0 | |
| 2020 | Vikings | 16 | 15 | 12 | 62 | 59 | 8 | 36 | 3.0 | 14.5 | 9 | 3 | 23 | 16 | 0 | 8 | 1 | 2 | 0 | 7 | 1 | 0 | 1 | 0 | 0 | 0 | 0 | |
| | | | | 1 | | | | | | | | | | | | | | | | | | | | | | | | |
| 2021 | Eagles | 7 | 2 | 43 | 18 | 25 | 1 | 3 | 0.0 | 0.0 | 1 | 1 | 7 | 7 | 0 | 1 | 0 | 0 | 0 | 0 | 0 | 0 | 0 | 0 | 0 | 0 | 0 | |
| 2021 | Texans | 7 | 0 | 1 | 1 | 0 | 0 | 0 | 0.0 | 0.0 | 0 | 0 | 0 | 0 | 0 | 0 | 0 | 0 | 0 | 0 | 2 | 1 | 1 | 0 | 0 | 0 | 0 | |
| 2021 | TOTAL | 14 | 2 | 44 | 19 | 25 | 1 | 3 | 0.0 | 0.0 | 1 | 1 | 7 | 7 | 0 | 1 | 0 | 0 | 0 | 2 | 1 | 1 | 0 | 0 | 0 | 0 | | |
| 2022 | Packers | 13 | 0 | 4 | 2 | 2 | 1 | 2 | 1.0 | 2.0 | 0 | 0 | 0 | 0 | 0 | 0 | 0 | 0 | 0 | 13 | 7 | 6 | 0 | 0 | 0 | 0 | | |
| 2023 | Packers | 17 | 0 | 20 | 9 | 11 | 0 | 0 | 0.0 | 0.0 | 1 | 0 | 0 | 0 | 0 | 0 | 0 | 0 | 0 | 11 | 7 | 4 | 0 | 0 | 0 | 0 | | |
| 2024 | Packers | 9 | 6 | 29 | 19 | 10 | 7 | 29 | 2.0 | 17.0 | 2 | 1 | 0 | 0 | 0 | 2 | 1 | 0 | 0 | 3 | 2 | 1 | 0 | 0 | 0 | 0 | | |
| NFL TOTALS | | 117 | 33 | 30 | 16 | 14 | 27 | 116 | 11.0 | 70.0 | 23 | 5 | 30 | 16 | 0 | 11 | 2 | 2 | 0 | 7 | 53 | 3 | 1 | 1 | 1 | 0 | 0 | |

ERIC WILSON'S NFL POSTSEASON DEFENSIVE STATISTICS

| YEAR | TEAM | GP | TACKLES | | | | | | | | | | INTERCEPTIONS | | | | | | | | | | ST | | | | MISC | |
|-------------------|---------|----------|----------|-----------|-----------|----------|----------|----------|------------|------------|----------|----------|---------------|----------|----------|----------|----------|----------|----------|----------|----------|----------|----------|----------|----------|----------|------|--|
| | | | GS | TK | S | A | TFL | YDS | SK | YDS | QB | N | YDS | LG | TD | PD | FF | FR | TD | YDS | TK | S | A | FF | FR | S | A | |
| 2017 | Vikings | 2 | 0 | 0 | 0 | 0 | 0 | 0.0 | 0.0 | 0 | 0 | 0 | 0 | 0 | 0 | 0 | 0 | 0 | 0 | 1 | 0 | 1 | 0 | 0 | 0 | 0 | | |
| 2019 | Vikings | 2 | 2 | 13 | 9 | 4 | 0 | 0 | 0.0 | 0.0 | 1 | 0 | 0 | 0 | 0 | 0 | 0 | 0 | 0 | 0 | 0 | 0 | 0 | 0 | 0 | 0 | | |
| 2023 | Packers | 2 | 0 | 5 | 4 | 1 | 0 | 0 | 0.0 | 0.0 | 0 | 0 | 0 | 0 | 0 | 0 | 0 | 0 | 0 | 1 | 1 | 0 | 0 | 1 | 0 | 0 | | |
| NFL TOTALS | | 6 | 2 | 18 | 13 | 5 | 0 | 0 | 0.0 | 0.0 | 1 | 0 | 0 | 0 | 0 | 0 | 0 | 0 | 0 | 2 | 1 | 1 | 0 | 1 | 0 | 0 | | |

SINGLE-GAME HIGHS: DEFENSIVE

| | | | |
|--------------------------|--|--|---|
| Total Tackles | 13 vs. Detroit Lions, Nov 08, 2020 12 vs. Chicago Bears, Dec 29, 2019 | Interceptions | 1 vs. Indianapolis Colts, Sep 15, 2024 1 vs. Kansas City Chiefs, Oct 03, 2021 ...3 more at 1. |
| Solo Tackles | 8 vs. Detroit Lions, Nov 08, 2020 7 vs. Chicago Bears, Dec 29, 2019 ...1 more at 7. | Interception Return Yards | 16 vs. Detroit Lions, Nov 08, 2020 7 vs. Kansas City Chiefs, Oct 03, 2021 ...1 more at 7. |
| Sacks | 2.0 vs. Houston Texans, Oct 20, 2024 2.0 vs. Oakland Raiders, Sep 22, 2019 | Special Teams Tackles | 3 at Detroit Lions, Nov 06, 2022 2 at Tennessee Titans, Sep 22, 2024 ...9 more at 2. |
| Passes Defensed | 2 at New Orleans Saints, Dec 25, 2020 1 vs. Houston Texans, Oct 20, 2024 ...8 more at 1. | Special Teams Forced Fumbles | 1 vs. Cincinnati Bengals, Dec 17, 2017 |
| Forced Fumbles | 1 vs. Green Bay Packers, Sep 13, 2020 | Special Teams Fumble Recoveries | 1 vs. Denver Broncos, Nov 17, 2019 |
| Fumble Recoveries | 1 at Green Bay Packers, Nov 01, 2020 1 vs. Atlanta Falcons, Oct 18, 2020 | Longest Opp Fumble Return | 4 at Green Bay Packers, Nov 01, 2020 3 vs. Atlanta Falcons, Oct 18, 2020 |
| Tackles For Loss | 4 vs. Houston Texans, Oct 20, 2024 3 at Detroit Lions, Dec 23, 2018 | | |

2024 GXG REGULAR SEASON (PACKERS)

| DATE | OPPONENT | P/S | TK | S | A | SK | YDS | INT | PD | FF | FR |
|--------------------|------------|------------|-----------|-----------|-----------|----------|------------|----------|----------|----------|----------|
| 09/06 | at Eagles | S | 4 | 3 | 1 | 0 | 0.0 | 0 | 0 | 0 | 0 |
| 09/15 | Colts | P | 1 | 1 | 0 | 0 | 0.0 | 1 | 1 | 1 | 0 |
| 09/22 | at Titans | S | 1 | 1 | 0 | 0 | 0.0 | 0 | 0 | 0 | 0 |
| 09/29 | Vikings | P | 2 | 1 | 1 | 0 | 0.0 | 0 | 0 | 0 | 0 |
| 10/06 | at Rams | P | 1 | 0 | 1 | 0 | 0.0 | 0 | 0 | 0 | 0 |
| 10/13 | Cardinals | S | 3 | 2 | 1 | 0 | 0.0 | 0 | 0 | 0 | 0 |
| 10/20 | Texans | S | 5 | 5 | 0 | 2 | 0.0 | 1 | 1 | 0 | 0 |
| 10/27 | at Jaguars | S | 9 | 5 | 4 | 0 | 0.0 | 0 | 0 | 0 | 0 |
| 11/03 | Lions | S | 3 | 1 | 2 | 0 | 0.0 | 0 | 0 | 0 | 0 |
| 2024 TOTALS | | 9-6 | 29 | 19 | 10 | 2 | 0.0 | 1 | 2 | 1 | 0 |

COLBY WOODEN

96

DEFENSIVE LINEMAN
AUBURN

Second NFL Season | Second Packers Season



Ht: 6-4 | Wt: 273 | Born: December 21, 2000 | NFL Games Played/Started: 23/0 | Acquired: D4-23

AT A GLANCE

- » Played in all 17 regular-season games as a rookie and registered 17 tackles (10 solo), a half-sack, a tackle for a loss and two QB hits.
- » Appeared in both 2023 postseason contests, recording three tackles (one solo) and a QB hit on defense and adding a blocked field goal on special teams.
- » Appeared in 40 games with 36 starts in four seasons with Auburn, finishing his career with 152 tackles (91 solo), 30 tackles for a loss, 15 sacks, 23 QB hurries, six passes defended, three forced fumbles and three fumble recoveries.
- » Earned first-team all-state honors at Archer High School (Lawrenceville, Ga.), where he helped the Tigers advance to the Class 7A state semifinals.

2024 SEASON: Has played in six games, recording eight tackles (two solo), two quarterback hits and a pass defended...Has blocked an extra point on special teams...Has been inactive (healthy scratch) for three games...**At Philadelphia (Sept. 6):** Played two snaps on special teams...**Vs. Indianapolis (Sept. 15):** Inactive (healthy scratch)...**At Tennessee (Sept. 22):** Inactive (healthy scratch)...**Vs. Minnesota (Sept. 29):** Inactive (healthy scratch)...**At L.A. Rams (Oct. 6):** Played 30 snaps on defense, recording three tackles (all assists). Appeared on three special teams plays and blocked an extra point in the second quarter, the first blocked extra point by Green Bay since CB Tony Brown vs. Minnesota on Sept. 15, 2019...**Vs. Arizona (Oct. 13):** Played 19 snaps on defense and eight on four special teams snaps...**Vs. Houston (Oct. 20):** Played 19 snaps on defense, recording two tackles (one solo) and a QB hit. Also appeared on four special teams snaps...**At Jacksonville (Oct. 27):** Played 15 snaps on defense, recording two tackles (one solo) and his first career pass defended. Broke up a pass intended for RB Tank Bigsby on the first play of the fourth quarter. Also saw action on six special teams snaps...**Vs. Detroit (Nov. 3):** Played 11 snaps on defense before sustaining a shoulder injury in the third quarter that sidelined him for the remainder of the game. Recorded an assisted tackle and a QB hit. Also appeared on four special teams plays.

REGULAR-SEASON COMPARISON: DEFENSIVE - CHICAGO BEARS

| DATE | OPP | W/L | GP/GS | TOT | TACKLES | | | SACK | YDS. | INT | TFL | PD | QBH | TD | MISC | | |
|---------------|------------|------------|------------|----------|----------|----------|------------|------------|----------|----------|----------|----------|----------|----------|----------|----------|----------|
| | | | | | SOLO | ASST | FF | | | | | | | | FR | | |
| 9/10/23 | GB @ CHI | W | P | 1 | 1 | 0 | 0.0 | 0.0 | 0 | 0 | 0 | 0 | 0 | 0 | 0 | 0 | 0 |
| 17/24 | GB vs. CHI | W | P | 1 | 1 | 0 | 0.0 | 0.0 | 0 | 0 | 0 | 0 | 0 | 0 | 0 | 0 | 0 |
| TOTALS | | 2/0 | 2/0 | 2 | 2 | 0 | 0.0 | 0.0 | 0 | 0 | 0 | 0 | 0 | 0 | 0 | 0 | 0 |

COLBY WOODEN'S NFL REGULAR-SEASON DEFENSIVE STATISTICS

| YEAR | TEAM | GP | GS | TK | S | A | TACKLES | | | | INTERCEPTIONS | | | | | | ST | | | MISC | | | | | | | | | | | | |
|-------------------|---------|-----------|----------|-----------|-----------|-----------|----------|----------|------------|------------|---------------|----------|----------|----------|----------|----------|----------|----------|----------|----------|----------|----------|----------|----------|----------|----------|----------|----------|----------|----------|----------|----------|
| | | | | | | | TFL | YDS | SK | YDS | QBH | NO | YDS | LG | TD | PD | FF | FR | TD | YDS | TK | S | A | FF | FR | S | A | | | | | |
| 2023 | Packers | 17 | 0 | 17 | 10 | 7 | 1 | 2 | 0.5 | 5.0 | 2 | 0 | 0 | 0 | 0 | 0 | 0 | 0 | 0 | 0 | 0 | 0 | 0 | 0 | 0 | 0 | 0 | 0 | 0 | 0 | 0 | 0 |
| 2024 | Packers | 6 | 0 | 8 | 2 | 6 | 0 | 0 | 0.0 | 0.0 | 2 | 0 | 0 | 0 | 1 | 0 | 0 | 0 | 0 | 0 | 0 | 0 | 0 | 0 | 0 | 0 | 0 | 0 | 0 | 0 | 0 | 0 |
| NFL TOTALS | | 23 | 0 | 25 | 12 | 13 | 1 | 2 | 0.5 | 5.0 | 4 | 0 | 0 | 0 | 1 | 0 | 0 | 0 | 0 | 0 | 0 | 0 | 0 | 0 | 0 | 0 | 0 | 0 | 0 | 0 | 0 | 0 |

COLBY WOODEN'S NFL POSTSEASON DEFENSIVE STATISTICS

| YEAR | TEAM | GP | GS | TK | S | A | TACKLES | | | | INTERCEPTIONS | | | | | | ST | | | MISC | | | | | | | | | | | | |
|-------------------|---------|----------|----------|----------|----------|----------|----------|----------|------------|------------|---------------|----------|----------|----------|----------|----------|----------|----------|----------|----------|----------|----------|----------|----------|----------|----------|----------|----------|----------|----------|----------|----------|
| | | | | | | | TFL | YDS | SK | YDS | QBH | NO | YDS | LG | TD | PD | FF | FR | TD | YDS | TK | S | A | FF | FR | S | A | | | | | |
| 2023 | Packers | 2 | 0 | 3 | 1 | 2 | 0 | 0 | 0.0 | 0.0 | 1 | 0 | 0 | 0 | 0 | 0 | 0 | 0 | 0 | 0 | 0 | 0 | 0 | 0 | 0 | 0 | 0 | 0 | 0 | 0 | 0 | 0 |
| NFL TOTALS | | 2 | 0 | 3 | 1 | 2 | 0 | 0 | 0.0 | 0.0 | 1 | 0 | 0 | 0 | 0 | 0 | 0 | 0 | 0 | 0 | 0 | 0 | 0 | 0 | 0 | 0 | 0 | 0 | 0 | 0 | 0 | 0 |

SINGLE-GAME HIGHS: DEFENSIVE

Total Tackles 4 vs. Detroit Lions, Sep 28, 2023
3 at Los Angeles Rams, Oct 06, 2024
...1 more at 3.

Solo Tackles 2 at New York Giants, Dec 11, 2023
2 at Denver Broncos, Oct 22, 2023
...1 more at 2.

Passes Defended 1 at Jacksonville Jaguars, Oct 27, 2024
Tackles For Loss 1 vs. Detroit Lions, Sep 28, 2023

2024 GXG REGULAR SEASON (PACKERS)

| DATE | OPPONENT | P/S | TK | S | A | SK | YDS | INT | PD | FF | FR | |
|--------------------|------------|------------|----------|----------|----------|----------|------------|----------|----------|----------|----------|--|
| 09/06 | at Eagles | P | 0 | 0 | 0 | 0 | 0.0 | 0 | 0 | 0 | 0 | |
| 09/15 | Colts | | INACTIVE | | | | | | | | | |
| 09/22 | at Titans | | INACTIVE | | | | | | | | | |
| 09/29 | Vikings | | INACTIVE | | | | | | | | | |
| 10/06 | at Rams | P | 3 | 0 | 3 | 0 | 0.0 | 0 | 0 | 0 | 0 | |
| 10/13 | Cardinals | P | 0 | 0 | 0 | 0 | 0.0 | 0 | 0 | 0 | 0 | |
| 10/20 | Texans | P | 2 | 1 | 1 | 0 | 0.0 | 0 | 0 | 0 | 0 | |
| 10/27 | at Jaguars | P | 2 | 1 | 1 | 0 | 0.0 | 0 | 1 | 0 | 0 | |
| 11/03 | Lions | P | 1 | 0 | 1 | 0 | 0.0 | 0 | 0 | 0 | 0 | |
| 2024 TOTALS | | 6-0 | 8 | 2 | 6 | 0 | 0.0 | 0 | 1 | 0 | 0 | |

DEVONTE WYATT

95

DEFENSIVE LINEMAN
GEORGIA

Third NFL Season | Third Packers Season



Ht: 6-3 | Wt: 304 | Born: March 31, 1998 | NFL Games Played/Started: 39/5 | Acquired: D1b-22

AT A GLANCE

- Set career marks for games played (17), games started (five), tackles (36), solo tackles (18), tackles for a loss (six, tied for No. 4 on the team), sacks (5½, No. 4 on the team) and QB hits (11, No. 4 on the team), and registered his first career fumble recovery in 2023.
- Appeared in 16 games as a rookie in 2022 and recorded 15 tackles (eight solo), 1½ sacks, three QB hits, a pass defended and a forced fumble.
- Was one of only two rookie defensive linemen (Dallas DE Sam Williams) to record at least one sack, one forced fumble and three QB hits in 2022 (Stathead.com).
- Earned second-team All-America honors from *The Associated Press*, first-team All-SEC recognition from the coaches and second-team AP All-SEC honors in 2021.
- Attended Towers High School (Decatur, Ga.) and earned Class 3A all-state honors as a senior in 2016 from the *Atlanta Journal-Constitution* and the Georgia Sportswriters Association.

2024 SEASON: Has played in six games, recording 12 tackles (nine solo), six tackles for a loss, three sacks, five quarterback hits and two fumble recoveries...Ranks No. 1 on the team in sacks and is No. 2 in tackles for a loss and QB hits...Became the first Green Bay defensive lineman since 2008 to register three-plus sacks and six-plus tackles for a loss in the first four games of a season...Was sidelined for three games (Weeks 5-7) due to an ankle injury...**At Philadelphia (Sept. 6):** Played 36 snaps on defense, recording a solo tackle, a tackle for a loss and a fumble recovery. Recovered a fumbled snap by QB Jalen Hurts in the first quarter that gave Green Bay the ball at the Philadelphia 13 and the drive resulted in a field goal to extend the lead. Brought down RB Saquon Barkley for a loss of 3 yards on a run up the middle in the fourth quarter...**Vs. Indianapolis (Sept. 15):** Appeared on 25 defensive snaps, recording two tackles (both solo), two tackles for a loss, a sack and two QB hits. Tackled RB Jonathan Taylor for a loss of a yard on a run up the middle in the second quarter. Sacked QB Anthony Richardson for a loss of 6 yards on second-and-10 and the Colts turned it over on downs two plays later...**At Tennessee (Sept. 22):** Played 26 defensive snaps, tying his career high in total tackles (four) and tackles for a loss (two) and set new career highs in sacks (two) and QB hits (three). Became the first Green Bay defensive lineman with two-plus sacks and three-plus QB hits in a game since DL Kenny Clark at the L.A. Rams on Oct. 28, 2018. Sacked QB Will Levis for a loss of 5 yards on a first-down play in the third quarter, leading to a Tennessee punt three plays later. Brought down Levis again for a loss of 5 yards on second-and-8 in the fourth quarter, another drive that ended in a punt two plays later...**Vs. Minnesota (Sept. 29):** Played 25 snaps on defense, recording three tackles (two solo) and a tackle for a loss before exiting in the fourth quarter with an injury. Tackled RB Aaron Jones for a loss of 1 yard in the first quarter...**At L.A. Rams (Oct. 6):** Inactive (ankle)...**Vs. Arizona (Oct. 13):** Inactive (ankle)...**Vs. Houston (Oct. 20):** Inactive (ankle)...**At Jacksonville (Oct. 27):** Played 23 snaps on defense, recovering a fumble at the Jacksonville 5 that was forced by LB Edgerrin Cooper early in the fourth quarter that helped set up a Green Bay touchdown two plays later...**Vs. Detroit (Nov. 3):** Appeared on 26 defensive snaps, recording two tackles (one solo).

REGULAR-SEASON COMPARISON: DEFENSIVE - CHICAGO BEARS

| DATE | OPP | W/L | GP/GS | TACKLES | | | | | SACK | YDS. | INT | TFL | PD | QBH | TD | MISC | |
|---------------|------------|------------|------------|----------|----------|----------|------------|-------------|----------|----------|----------|----------|----------|----------|----------|----------|----------|
| | | | | TOT | SOLO | ASST | FF | FR | | | | | | | | | |
| 9/18/22 | GB vs. CHI | W | P | 0 | 0 | 0 | 0.0 | 0.0 | 0 | 0 | 0 | 0 | 0 | 0 | 0 | 0 | 0 |
| 12/4/22 | GB @ CHI | W | P | 1 | 0 | 1 | 0.0 | 0.0 | 0 | 0 | 0 | 0 | 0 | 0 | 0 | 0 | 0 |
| 9/10/23 | GB @ CHI | W | P | 3 | 2 | 1 | 1.5 | 11.0 | 0 | 2 | 0 | 2 | 0 | 0 | 0 | 0 | 0 |
| 1/7/24 | GB vs. CHI | W | S | 1 | 1 | 0 | 1.0 | 8.0 | 0 | 1 | 0 | 1 | 0 | 0 | 0 | 0 | 0 |
| TOTALS | | 4/0 | 4/1 | 5 | 3 | 2 | 2.5 | 19.0 | 0 | 3 | 0 | 3 | 0 | 0 | 0 | 0 | 0 |

DEVONTE WYATT'S NFL REGULAR-SEASON DEFENSIVE STATISTICS

| YEAR | TEAM | GP | GS | TK | S | A | TACKLES | | | | | INTERCEPTIONS | | | | | ST | | | MISC | | | | | | | | | | | | | |
|-------------------|---------|-----------|----------|-----------|-----------|-----------|-----------|-----------|-------------|-------------|-----------|---------------|----------|----------|----------|----------|----------|----------|----------|----------|----------|----------|----------|----------|----------|----------|----------|----------|----------|----------|----------|----------|----------|
| | | | | | | | TFL | YDS | SK | YDS | QBH | NO | YDS | LG | TD | PD | FF | FR | TD | YDS | TK | S | A | FF | FR | S | A | | | | | | |
| 2022 | Packers | 16 | 0 | 15 | 8 | 7 | 0 | 0 | 1.5 | 6.5 | 3 | 0 | 0 | 0 | 1 | 1 | 0 | 0 | 0 | 0 | 0 | 0 | 0 | 0 | 0 | 0 | 0 | 0 | 0 | 0 | 0 | 0 | |
| 2023 | Packers | 17 | 5 | 36 | 18 | 18 | 6 | 37 | 5.5 | 35.5 | 11 | 0 | 0 | 0 | 0 | 0 | 1 | 0 | 0 | 0 | 0 | 0 | 0 | 0 | 0 | 0 | 0 | 0 | 0 | 0 | 0 | 0 | |
| 2024 | Packers | 6 | 0 | 12 | 9 | 3 | 6 | 21 | 3.0 | 16.0 | 5 | 0 | 0 | 0 | 0 | 0 | 2 | 0 | 0 | 0 | 0 | 0 | 0 | 0 | 0 | 0 | 0 | 0 | 0 | 0 | 0 | 0 | |
| NFL TOTALS | | 39 | 5 | 63 | 35 | 28 | 12 | 58 | 10.0 | 58.0 | 19 | 0 | 0 | 0 | 0 | 1 | 3 | 0 | 0 | 0 | 0 | 0 | 0 | 0 | 0 | 0 | 0 | 0 | 0 | 0 | 0 | 0 | 0 |

DEVONTE WYATT'S NFL POSTSEASON DEFENSIVE STATISTICS

| YEAR | TEAM | GP | GS | TK | S | A | TACKLES | | | | | INTERCEPTIONS | | | | | ST | | | MISC | | | | | | | | | | | | |
|-------------------|---------|----------|----------|----------|----------|----------|----------|----------|------------|------------|----------|---------------|----------|----------|----------|----------|----------|----------|----------|----------|----------|----------|----------|----------|----------|----------|----------|----------|----------|----------|----------|----------|
| | | | | | | | TFL | YDS | SK | YDS | QBH | NO | YDS | LG | TD | PD | FF | FR | TD | YDS | TK | S | A | FF | FR | S | A | | | | | |
| 2023 | Packers | 2 | 1 | 2 | 2 | 0 | 0 | 0 | 0.0 | 0.0 | 0 | 0 | 0 | 0 | 0 | 0 | 0 | 0 | 0 | 0 | 0 | 0 | 0 | 0 | 0 | 0 | 0 | 0 | 0 | 0 | 0 | 0 |
| NFL TOTALS | | 2 | 1 | 2 | 2 | 0 | 0 | 0 | 0.0 | 0.0 | 0 | 0 | 0 | 0 | 0 | 0 | 0 | 0 | 0 | 0 | 0 | 0 | 0 | 0 | 0 | 0 | 0 | 0 | 0 | 0 | 0 | 0 |

SINGLE-GAME HIGHS: DEFENSIVE

| | | | |
|------------------------|--|--------------------------|--|
| Total Tackles | 4 at Tennessee Titans, Sep 22, 2024 4 at New York Giants, Dec 11, 2023 ...1 more at 4. | Forced Fumbles | 1 vs. Detroit Lions, Jan 08, 2023 |
| Solo Tackles | 4 at New York Giants, Dec 11, 2023 3 at Tennessee Titans, Sep 22, 2024 ...2 more at 3. | Fumble Recoveries | 1 at Jacksonville Jaguars, Oct 27, 2024 1 at Philadelphia Eagles, Sep 06, 2024 ...1 more at 1. |
| Sacks | 2.0 at Tennessee Titans, Sep 22, 2024 1.5 at Chicago Bears, Sep 10, 2023 | Tackles For Loss | 2 at Tennessee Titans, Sep 22, 2024 2 vs. Indianapolis Colts, Sep 15, 2024 ...2 more at 2. |
| Passes Defensed | 1 at Detroit Lions, Nov 06, 2022 | | |

2024 GXG REGULAR SEASON (PACKERS)

| DATE OPPONENT | P/S | TK | S | A | SK | YDS | INT | PD | FF | FR |
|--------------------|------------|-----------------|----------|----------|------------|-------------|----------|----------|----------|----------|
| 09/06 at Eagles | P | 1 | 1 | 0 | 0.0 | 0.0 | 0 | 0 | 0 | 1 |
| 09/15 Colts | P | 2 | 2 | 0 | 1.0 | 6.0 | 0 | 0 | 0 | 0 |
| 09/22 at Titans | P | 4 | 3 | 1 | 2.0 | 10.0 | 0 | 0 | 0 | 0 |
| 09/29 Vikings | P | 3 | 2 | 1 | 0.0 | 0.0 | 0 | 0 | 0 | 0 |
| 10/06 at Rams | | INACTIVE/INJURY | | | | | | | | |
| 10/13 Cardinals | | INACTIVE/INJURY | | | | | | | | |
| 10/20 Texans | | INACTIVE/INJURY | | | | | | | | |
| 10/27 at Jaguars | P | 0 | 0 | 0 | 0.0 | 0.0 | 0 | 0 | 0 | 1 |
| 11/03 Lions | P | 2 | 1 | 1 | 0.0 | 0.0 | 0 | 0 | 0 | 0 |
| 2024 TOTALS | 6-0 | 12 | 9 | 3 | 3.0 | 16.0 | 0 | 0 | 0 | 2 |