



WEEKLY MEDIA INFORMATION PACKET

GREEN BAY PACKERS
VS.
INDIANAPOLIS COLTS

WEEK 2
SUNDAY, SEPT. 15, 2024
12 P.M. CT
LAMBEAU FIELD



THE DOPE SHEET

OFFICIAL PROGRAM AND PUBLICATION, ACME-PACKERS FOOTBALL TEAM.

Packers Communications • Lambeau Field Atrium • 1265 Lombardi Avenue • Green Bay, WI 54304
920/569-7500 • 920/569-7201 fax

Jason Wahlers, Sarah Quick, Tom Fanning, Nathan LoCascio

VOL. XXVI; NO. 7

REGULAR-SEASON GAME 2



GREEN BAY (0-1)

V.S.



INDIANAPOLIS (0-1)

Sunday, Sept. 15 | Lambeau Field | 12 p.m. CT

PACKERS RETURN HOME TO FACE COLTS

The Green Bay Packers will take on the Indianapolis Colts in the home opener at Lambeau Field.

- ▶ It is the first time the Packers will face an AFC team in the home opener since 2014 against the New York Jets.
- ▶ It is the 12th time since the merger (1970) that Green Bay opens at home against an AFC team.
- ▶ It is the first time opening at Lambeau against the Colts in team history.
- ▶ Green Bay has won 11 straight home openers (2013-23), the longest winning streak in home openers in team history and the longest current winning streak in the league (Buffalo, Miami, Philadelphia and San Francisco each have won three straight).
- ▶ This is the Colts' first trip to Lambeau Field since 2016.
- ▶ By date, this is the second-earliest meeting between the two teams (Sept. 10, 1966).
- ▶ This is just the fourth time in the series history, and the first time since 1974, that the Packers and Colts have played in Week 2.
- ▶ The Packers hold a 4-2 advantage over the Colts in September games.
- ▶ The last three contests between the two teams have been decided by a total of 11 points (three, five, three). In each of those three games, both teams scored 25-plus points.
- ▶ The last game between Green Bay and Indianapolis was an overtime contest at the Colts in 2020.
- ▶ The Packers have scored 25-plus points in each of the last seven matchups. It is tied for the longest streak against the Colts by an NFL team.
- ▶ Green Bay is 12-9 (.571) against Indianapolis at home, including wins in three of the last four contests.
- ▶ Under Head Coach Matt LaFleur, Green Bay is 14-9 against AFC teams, a .609 winning percentage that is No. 2 among AFC teams (Seattle Seahawks, 15-9, .625) and No. 4 among all teams since 2019 (Kansas City Chiefs, 45-16, .738 / Buffalo Bills, 40-19, .678).
- ▶ The Packers lost in Brazil, 34-29, to the Philadelphia Eagles in Week 1. Dating back to 2008, the five times the Packers have lost the season opener, they won in Week 2 (2012, 2013, 2014, 2021, 2022).
- ▶ Green Bay returns to the road next week with a trip to take on the Tennessee Titans. It marks the first time since 2000 that the Packers have played two of their first three games vs. AFC teams.

WITH THE CALL

FOX Sports, now in its 31st season as an NFL network television partner, will broadcast the game.

- ▶ Play-by-play man **Joe Davis** joins analyst **Greg Olsen** and sideline reporter **Pam Oliver**.

- ▶ The game is also available through NFL Sunday Ticket by YouTube.
- ▶ All Packers games can be heard on the Packers Radio Network, which is made up of 54 stations in Wisconsin, Michigan, Minnesota, Illinois and North and South Dakota. 97.3 The Game – WRNW-Milwaukee begins its third season as the flagship station of the Packers Radio Network. For a map and full listing of radio affiliates, go to packers.com/video/radio-network.
- ▶ **Wayne Larrivee** (play-by-play) and two-time Packers Pro Bowler **Larry McCarren** (analyst) call the action. McCarren first joined the team's broadcasts in 1995 and enters his 30th season calling Packers games. After originally being paired together in 1999, McCarren and Larrivee enter their 26th season of broadcasts together. They surpassed Jim Irwin and Max McGee for the most regular-season and postseason games broadcast for the Packers with 313 at the 2018 season opener against Chicago.
- ▶ The broadcast is also available on Sirius Satellite Radio on channel 161 or 229 or through the app (Packers Radio Network feed).
- ▶ ESPN Radio will be broadcasting the game to a national audience with **Steve Levy** (play-by-play) and **Mike Tannebaum** (analyst) on the call.

REGULAR SEASON

| Date | Opponent | Time (CT) | TV |
|---------------------|--------------------------------------|------------|--------|
| Fri., Sept. 6 | at Philadelphia Eagles (São Paulo) L | 29-34 | 47,236 |
| Sun., Sept. 15 | INDIANAPOLIS COLTS | 12 p.m. | FOX |
| Sun., Sept. 22 | at Tennessee Titans | 12 p.m. | FOX |
| Sun., Sept. 29 | MINNESOTA VIKINGS (Gold Pkg.) | 12 p.m. | CBS |
| Sun., Oct. 6 | at Los Angeles Rams | *3:25 p.m. | CBS |
| Sun., Oct. 13 | ARIZONA CARDINALS | *12 p.m. | FOX |
| Sun., Oct. 20 | HOUSTON TEXANS | *12 p.m. | CBS |
| Sun., Oct. 27 | at Jacksonville Jaguars | *12 p.m. | FOX |
| Sun., Nov. 3 | DETROIT LIONS (Gold Pkg.) | *3:25 p.m. | FOX |
| Sun., Nov. 10 | BYE | | |
| Sun., Nov. 17 | at Chicago Bears | *12 p.m. | FOX |
| Sun., Nov. 24 | SAN FRANCISCO 49ERS | *3:25 p.m. | FOX |
| Thu., Nov. 28 | MIAMI DOLPHINS | 7:20 p.m. | NBC |
| Thu., Dec. 5 | at Detroit Lions | *7:15 p.m. | Prime |
| Thu., Dec. 15 | at Seattle Seahawks | *7:20 p.m. | NBC |
| Mon., Dec. 23 | NEW ORLEANS SAINTS | *7:15 p.m. | ESPN |
| Sun., Dec. 29 | at Minnesota Vikings | *12 p.m. | FOX |
| Sat./Sun., Jan. 4/5 | CHICAGO BEARS (Gold Pkg.) | TBD | TBD |

*—Start time and broadcast may shift due to NFL flexible scheduling

NFL POSTSEASON DATES

| | |
|------------|--|
| Jan. 11-13 | AFC and NFC Wild Card Playoffs |
| Jan. 18-19 | AFC and NFC Divisional Playoffs |
| Jan. 26 | AFC and NFC Championship Games |
| Feb. 9 | Super Bowl LIX, Caesars Superdome, New Orleans |



HEAD COACH MATT LAFLEUR

LAFLEUR LEADS THE PACK

Head Coach **Matt LaFleur** (la-flew-er) led the Packers to three straight NFC North titles, is the only coach in franchise history to post 10-plus wins in each of his first three seasons with the team and is the only coach in NFL history to win at least 12 games (13) in each of his first three seasons (2019-21) as an NFL head coach (Elias Sports Bureau).

- ▶ LaFleur has led Green Bay to the playoffs in four of his five seasons (2019-21, 2023). The Packers have three postseason wins from 2019-23, **No. 7 in the NFL** over that span.
- ▶ Per Elias, LaFleur is tied for the **second-most wins in NFL history by a head coach in his first five seasons in the league**:

| Head Coach | Wins In First Five Seasons |
|-------------------------|----------------------------|
| 1. George Seifert | 62 (1989-93) |
| 2t. Matt LaFleur | 56 (2019-23) |
| 2t. Mike Smith | 56 (2008-12) |

- ▶ LaFleur recorded his 50th career regular-season victory as head coach in his 74th career game, becoming the **second fastest to 50 wins in team history** behind only Vince Lombardi (66 games).
- ▶ Dating back to 2019, the Packers have **tied for the third-best regular-season record in the NFL** and have the **top mark in the NFC**:

| Team | Regular-Season Record (Since 2019) |
|----------------------|------------------------------------|
| 1. Kansas City | 64-20 (.762) |
| 2. Buffalo | 59-24 (.711) |
| 3t. Green Bay | 56-28 (.667) |
| 3t. Baltimore | 56-28 (.667) |
| 5. San Francisco | 55-29 (.655) |

- ▶ The Packers have had at least one three-game winning streak in all five seasons under LaFleur.
- ▶ LaFleur has guided the Packers to a 32-9 record at home (.780) in the regular season, the **top home mark in the NFL** since 2019.
- ▶ Since 2019, Green Bay is 24-19 on the road in the regular season, a .558 winning percentage that ranks **No. 8 in the NFL** over that span.
- ▶ After beginning the 2023 season 1-4 in one-score games, Green Bay won five of its last six. The Packers' six wins in one-score games **tied for No. 4 in the NFL** during the 2023 regular season. Green Bay is 28-17 in one-score games under LaFleur, a .622 winning percentage that ranks **No. 3 in the NFL** since 2019 (Pittsburgh, 38-16-1, .700 / Kansas City, 32-16, .667).
- ▶ LaFleur (23-2) tied Guy Chamberlin (23-1-1) for the **most wins in NFL history** by a head coach in his first 25 regular-season home games (Elias).
- ▶ 2019-21 was the first time Green Bay won seven-plus games in three straight seasons at Lambeau Field since doing it in three straight years from 2010-12.
- ▶ Green Bay started 16-0 in the month of December under LaFleur before a loss last season in Week 14, marking the **longest in NFL history under an individual head coach** and the **second longest by a team**. Only the San Diego Chargers won more consecutive December games (18 from 2006-09). Five of those Chargers wins came under head coach Marty Schottenheimer and 13 under Norv Turner. Other than LaFleur, the only head coach to win 14-plus consecutive December games was Andy Reid (14 with Kansas City from 2018-21).
- ▶ The Packers are 22-4 during the regular season in December/January under LaFleur, an .846 winning percentage that ranks **No. 1 in the NFL since 2019** (Buffalo is No. 2 at 20-5, .800).
- ▶ LaFleur (39-10, .796, 2019-21) passed George Seifert (38-10, .791, 1989-91) for the **most wins by an NFL head coach in his first three seasons in the league** (per Elias).

- ▶ LaFleur's 39 wins from 2019-21 **tied for the second most** by a coach over any three-season span in league history behind Mike Ditka's 40 wins with Chicago from 1985-87 and Reid's 40 with Kansas City from 2020-22 (Elias).
- ▶ LaFleur is the **only head coach in NFL history** to post 13-plus wins in three straight seasons (Elias).
- ▶ LaFleur tied Seifert for the **third fastest to 40 wins** by a head coach in NFL history (51 games) behind only Paul Brown (47) and Chuck Knox (50).
- ▶ LaFleur (33) **tied for the second-most wins** by a head coach in his first 40 regular-season games (Chamberlin, 34; Brown, 33).
- ▶ LaFleur reached 30 wins in his first 37 games as a head coach, **tied for the third fastest in NFL history** (Brown, 37) to reach the 30-win mark (Elias), trailing Seifert (36) and Chamberlin (35).
- ▶ According to Elias, LaFleur was the **sixth head coach since 1970** to lead his team to the conference championship game in both of his first two seasons as a head coach (2019-20), joining Jim Harbaugh (2011-12), Rex Ryan (2009-10), Barry Switzer (1994-95), Seifert (1989-90) and Don McCafferty (1970-71).
- ▶ LaFleur became just the **second NFL head coach** since the league went to a divisional format in 1967 to win 13-plus games and a division title in both of his first two seasons (2019-20), joining Seifert (1989-90).
- ▶ LaFleur (26) posted the **second-most wins in NFL history** by a coach in his first two seasons (2019-20) behind only Seifert (28 in 1989-90).
- ▶ LaFleur led the **biggest one-year win improvement** in franchise history in 2019:

| Seasons | Win Improvement |
|---------------------------------|-----------------|
| 1. 2018 (6) to 2019 (13) | +7 |
| 2t. 1928 (6) to 1929 (12) | +6 |
| 2t. 1958 (1) to 1959 (7) | +6 |
| 2t. 1971 (4) to 1972 (10) | +6 |
| 2t. 1988 (4) to 1989 (10) | +6 |

- ▶ LaFleur is 22-8 (.733) against the NFC North, giving him the **best record in the NFC North/Central** (min. 10 games) according to Elias:

| Coach | NFC North/Central Record |
|------------------------|--------------------------|
| 1. Matt LaFleur | 22-8 (.733) |
| 2. Mike Ditka | 58-25 (.699) |
| 3. Bud Grant | 80-36-3 (.688) |
| 4. Mike McCarthy | 51-23-2 (.684) |
| 5. Jim Caldwell | 16-8 (.667) |

- ▶ The Packers' .733 winning percentage in division games is **tied for No. 2 in the NFL** since 2019.
- ▶ Green Bay is 11-4 (.733) in division games at home, **tied for No. 4 in the NFL** since 2019 (Dallas ranks No. 1, 14-1, .933).
- ▶ LaFleur's winning percentage of .917 (11-1) against division opponents in 2019-20 **tied for the second best** by a coach in his first two seasons as head coach, dating back to 1970 (Mike Tomlin, 11-1, .917 in 2007-08 / Mariucci, 15-1, .938 in 1997-98).
- ▶ Among head coaches who began their career since 1970, LaFleur was the **first one** to win his first seven road divisional games (Elias).
- ▶ LaFleur is the **only coach in NFL history** (Elias) to win his first 10 games against the Bears (Dennis Green won his first six for Minnesota in 1992-94). The 10-game win streak over Chicago tied for the longest by either team in the history of the series (10 straight by the Packers from 1994-98). Green Bay's 10-game streak against Chicago is tied for its second-longest winning streak against any franchise (15 games, Chicago Cardinals, 1937-46).



Two years after he co-founded the Packers with Curly Lambeau, George Calhoun began writing a piece called The Dope Sheet, which served as the official press release from 1921-24.

NOTES AFTER WEEK 1

- ▶ The Packers rushed for 163 yards on 21 carries (7.8 avg.) in Week 1, the most rushing yards in a game in team history on 21 or fewer attempts (previous high was 157 yards on 17 carries at Washington on Oct. 10, 2010).
- ▶ The Packers posted 10 explosive plays (runs of 12-plus yards, passes of 16-plus yards) against the Eagles, tied with the New Orleans Saints for the **most in the NFL in Week 1** and the most by Green Bay since Week 11 last season vs. the Chargers (also 10).
- ▶ The Packers' five explosive runs against the Eagles **tied for the most in the league** in Week 1 (New England) and were their most since Week 4 in 2022 vs. New England (also five).
- ▶ Dating back to Week 9 of last season, Green Bay ranks **No. 3 in the NFL** in explosive plays:

| Team | Most Explosive Plays Since Week 9 of 2023 |
|---------------------|--|
| 1. San Francisco | 101 |
| 2. Baltimore | 95 |
| 3. Green Bay | 91 |
| 4t. Dallas | 79 |
| 4t. Miami | 79 |

- ▶ Week 1 was the first time the Packers posted two first-quarter takeaways in a season opener since 2007 (also against Philadelphia).
- ▶ Green Bay posted three takeaways in Week 1, **tied for the most in the NFL**. It was the most takeaways the Packers recorded in a Week 1 game since 2009 when they registered four takeaways against Chicago.
- ▶ Green Bay ranks **No. 4 in the NFL** in interception rate (5.88 pct.) this season.
- ▶ The Packers are **tied for No. 3 in the league** with a plus-two turnover differential this season.
- ▶ Green Bay ranks in the top 10 of the NFL in the following offensive categories after Week 1:
Yards Per Play: 7.14 (No. 1)
Rushing Yards Per Play: 7.76 (No. 1)
Total Yards: 414 (No. 3)
Rushing Yards: 163 (t-No. 7)
Pointst Per Game: 29.0 (t-No. 7)
Passing Yards: 251 (No. 7)
Passing Yards Per Play: 7.17 (No. 10)
Sacks Allowed Per Pass Att: 5.71 pct. (No. 10)
- ▶ WR **Jayden Reed** led the Packers with 138 yards on four receptions (34.5 avg.), including a 70-yard TD, and registered a 33-yard rushing TD.
- ▶ Reed became the **fifth NFL player since 1970** to record a 70-plus-yard TD reception and a 30-plus-yard TD run in the same game:
 - Delvin Williams, SF 11/07/1976 vs WAS (80-yard TD rush, 85-yard TD reception)
 - Curtis Dickey, BAL 09/18/1983 at BUF (33-yard TD rush, 72-yard TD reception)
 - Herschel Walker, DAL 12/14/1986 vs PHI (84-yard TD rush, 84-yard TD reception)
 - Ezekiel Elliott, DAL 11/13/2016 at PIT (32-yard TD rush, 83-yard TD reception)
- ▶ Dating back to last season, Reed has posted 14 receptions for 339 yards (24.2 avg.) and three TDs over the last three games.
- ▶ Reed ranks among the league leaders in receiving yards dating back to Week 17 of 2023:

| Team | Receiving Yards Since Week 17 of 2023 |
|---------------------------|--|
| 1. Nico Collins, HOU | 392 |
| 2. CeeDee Lamb, DAL | 386 |
| 3. Jayden Reed, GB | 339 |
| 4. Justin Jefferson, MIN | 310 |
| 5. Tyreek Hill, MIA | 288 |

- ▶ Reed has registered seven receptions of 25-plus yards over his last three games, the **most in the NFL** over that span.
- ▶ Reed has posted at least four catches in each of his last nine games.
- ▶ Reed has nine total TDs (six receiving, three rushing) in his last nine games.
- ▶ Reed is the first NFL wide receiver to post a TD run of 30-plus yards in back-to-back seasons since Eagles WR DeSean Jackson and Jets WR Brad Smith did so in 2009-10.
- ▶ Reed has nine receiving TDs and three rushing TDs since entering the league, joining RB Gibby Welch (1928-29) and WR Elbert Dubenion (1960-61) as the only players to hit those marks in their first 17 NFL games (per the Elias Sports Bureau).
- ▶ RB **Josh Jacobs** registered 16 carries for 84 yards in Brazil, an average of 5.25 yards per carry that ranked **No. 6 in the NFL** in Week 1 (min. 15 att.).

THE FIRST MONTH

Green Bay has been one of the most successful teams in the league early in the season.

- ▶ From 2008-23, the Packers finished the month of September with a record at or above .500 in 14 of 15 seasons, including each of the last nine (2015-23):

| Season | September Record | Winning Pct. |
|--------|------------------|--------------|
| 2024 | 0-1 | .000 |
| 2023 | 2-2 | .500 |
| 2022 | 2-1 | .667 |
| 2021 | 2-1 | .667 |
| 2020 | 3-0 | 1.000 |
| 2019 | 3-1 | .750 |
| 2018 | 2-1-1 | .625 |
| 2017 | 3-1 | .750 |
| 2016 | 2-1 | .667 |
| 2015 | 3-0 | 1.000 |
| 2014 | 2-2 | .500 |
| 2013 | 1-2 | .333 |
| 2012 | 2-2 | .500 |
| 2011 | 3-0 | 1.000 |
| 2010 | 2-1 | .667 |
| 2009 | 2-1 | .667 |
| 2008 | 2-2 | .500 |

- ▶ Dating back to 2019, Green Bay ranks **No. 4 in the NFL** in September winning percentage:

| Season | September Record (Since 2019) | Winning Pct. |
|---------------------|-------------------------------|--------------|
| 1t. Buffalo | 13-4 | .765 |
| 1t. Kansas City | 13-4 | .765 |
| 3. San Francisco | 12-4 | .750 |
| 4. Green Bay | 12-6 | .667 |
| 5t. Four teams | 11-6 | .647 |

- ▶ Over the past 10 years (2015-24), the Packers have the **second-best** opening-month record in the NFL:

| Team | September Record (Since 2015) |
|---------------------|-------------------------------|
| 1. Kansas City | 22-7-0 (.759) |
| 2. Green Bay | 22-9-1 (.703) |
| 3t. L.A. Rams | 20-10-0 (.667) |
| 3t. New England | 20-10-0 (.667) |
| 5t. Buffalo | 19-11-0 (.633) |
| 5t. Dallas | 19-11-0 (.633) |

- ▶ Green Bay ranks **No. 5 in the NFL** in points per game (25.5) in the month of September over the last 10 years (2015-24).

THE DOPE ON THIS WEEK'S OPPONENT:



Packers vs. Colts:

All-time, regular season: 20-23-1

All-time, postseason: 1-0

All-time, at home (regular season): 12-9 (8-4 at Lambeau Field)

Streaks: Green Bay has won two of the last three regular-season games played at Lambeau Field.

Last meeting, regular season: Nov. 22, 2020, Lucas Oil Stadium, Colts won, 34-31 (OT)

COACHES CAPSULES

Matt LaFleur: 56-28-0, .667; (3-4 postseason); 6th NFL season

Shane Steichen: 9-9-0, .500; (0-0 postseason); 2nd NFL season

Head to Head: LaFleur 0-0 vs. Steichen

vs. Opponent: LaFleur 0-1 vs. Colts; Steichen 0-0 vs. Packers

MATT LAFLEUR...In his sixth season as the Packers' 15th head coach.

► Is in his 16th season in the NFL, having previously served as an offensive coordinator for two seasons (Los Angeles Rams, 2017; Tennessee Titans, 2018), a quarterbacks coach for six seasons (Washington Redskins, 2010-13; Atlanta Falcons, 2015-16), and an offensive assistant for two seasons (Houston Texans, 2008-09).

► In his first five seasons leading the Packers, has authored one of the greatest starts to a head-coaching career in NFL history. Per the Elias Sports Bureau, his 56 wins are tied for the second most in league history by a head coach in his first five seasons in the NFL, trailing only George Seifert (62 in 1989-93). Green Bay's 56-27 regular-season record since 2019 is tied for No. 3 in the NFL and ranks No. 1 in the NFC.

► Became the first coach in NFL history to post 13-plus wins in three straight seasons and his 39 wins from 2019-21 passed Seifert (38) for the most wins by an NFL head coach in his first three seasons in the league (Elias). His 39 wins are also tied for the second most by a coach over any three-season span in league history, trailing only Andy Reid's 40 wins with the Kansas City Chiefs from 2020-22 and Mike Ditka's 40 wins with the Chicago Bears from 1985-87 (Elias).

► Guided the Packers to a 32-9 record (.780) in the regular season from 2019-23 at Lambeau Field, the top home mark in the NFL since 2019. His .733 win percentage (22-8 record) against NFC North opponents in his first five seasons also ranks as the best in the history of the NFC North/Central (min. 10 games).

► In his first season leading the Packers in 2019, became the first coach in club history to lead the team to the playoffs in his debut season. Also led the largest one-year win improvement in team history (plus-seven wins).

SHANE STEICHEN...In his second season as the Colts' 17th head coach.

► Is in his 14th season as an NFL coach, having previously served as the offensive coordinator for the Philadelphia Eagles (2021-22) and the Los Angeles Chargers (2019-20). He served in multiple other roles with the Chargers from 2011-12 and 2014-19 before he took over as interim offensive coordinator for the final eight games in 2019. Also spent time with the Cleveland Browns in 2013.

► Led the Colts to a 9-8 record with four players earning Pro Bowl selections in his first season as head coach in 2023. Indianapolis ranked No. 10 in rushing yards per game (121.1) and tied for No. 10 in points per game (23.3) last season as well.

► Philadelphia was one of just two teams to have two 1,000-yard receivers (A.J. Brown and DeVonta Smith) as well as a 1,000-yard rusher (Miles Sanders). QB Jalen Hurts also set then single-season career highs in every passing category, including completions (306), passing yards (3,701), passing touchdowns (22), completion percentage (66.5) and passer rating (101.5).

THE PACKERS-COLTS SERIES

► The teams have played 10 regular-season games since the Colts relocated to Indianapolis from Baltimore in 1984. Four of those 10 games have been played in Green Bay and the Packers are 2-2 in those contests.

► Starting in 1953, the clubs were division opponents and played twice each season up until the 1967 season when the NFL was realigned in preparation for the NFL-AFL merger.

► In the 1965 season, the Colts and Packers met in the NFL playoffs after a tie in the Western Conference standings. Green Bay came back from a 10-point deficit to win, 13-10, in overtime en route to the club's ninth NFL title.

NOTABLE CONNECTIONS

Packers WRs coach Ryan Mahaffey played in five games with the Colts in 2011...Mahaffey was also a graduate assistant/WRs coach at Notre Dame (2014-15)...Packers head coach Matt LaFleur coached quarterbacks at Notre Dame in 2014...LaFleur and Mahaffey were both on Notre Dame's staff when Colts G Quentin Nelson played for the Fighting Irish...LaFleur and Colts LBS/run game coordinator Richard Smith were on Houston's staff together in 2008 and Atlanta's staff in 2015-16...Packers QBs coach Tom Clements played quarterback at Notre Dame (1972-74) and won a national championship with the Fighting Irish in 1973...Clements then coached QBs (1992-94) for the Fighting Irish...Packers defensive quality control coach Anthony Perkins coached the secondary at Indiana State in 2013-14...Packers director of performance psychology and team behavioral health clinician Dr. Chris Carr is from Muncie, Ind., and attended Ball State University, where also worked as a graduate assistant (OL/special teams) from 1983-84...Colts RB Tyler Goodson entered the league as an undrafted free agent with Green Bay in 2022 and spent that entire season on the Packers' practice squad...Colts G Tanor Bortolini is from Kewaunee, Wis., and played at the University of Wisconsin (2020-23)...Colts RB Jonathan Taylor also played at Wisconsin from 2017-19...Colts DL coach Charlie Partridge was on Wisconsin's coaching staff from 2008-12, serving as the DL and specialists coach (2008-10) and associate head coach/co-defensive coordinator/DL coach (2011-12)...Colts assistant to the head coach TJ Ingels is from Sheboygan, Wis., and was the director of football operations at Wisconsin from 2015-22 and served as a student assistant from 2006-10...Packers assistant head coach/special teams coordinator Rich Bisaccia, assistant special teams coach Byron Storer and Colts head coach Shane Steichen were on the Chargers' staff together...Bisaccia coached with Colts defensive coordinator Gus Bradley in Tampa Bay (2006-08) while Storer and Colts assistant LBS coach Cato June played for the Buccaneers...Bisaccia, Storer, Bradley, Smith and Colts DBs coach Ron Milus were on the Las Vegas coaching staff together in 2021 while Packers RB Josh Jacobs, CB Keisean Nixon and special teams quality control coach Kyle Wilber played for the Raiders...Bradley and Packers OL coach Luke Butkus coached together with the Seahawks (2010-11) and Jaguars (2013-15)...Packers defensive coordinator Jeff Hafley and assistant DL coach Vince Ogbobase were on San Francisco's staff when Colts DT DeForest Buckner played for the 49ers...Packers passing game coordinator Jason Vrable and DL coach Jason Rebrovich coached with Colts OL coach Tony Sparano Jr. for the Buffalo Bills in 2015-16...Rebrovich and Sparano Jr. then coached for the Jaguars together from 2017-20...Packers QBs coach Tom Clements held the same title for Arizona when Colts QBs coach Cam Turner was an offensive assistant/assistant QBs coach for the Cardinals in 2019-20...Packers offensive quality control coach Rob Grosso was also on Arizona's staff with Turner from 2019-22...Turner's father, Ron, was the head coach at Illinois when Butkus played there (1998-01)...Packers assistant OL coach Eddie Gordon was a player for Louisiana when Colts defensive quality control coach Brent Jackson was on the Rajin' Cajuns staff in 2015-16, and then Gordon joined Jackson on the coaching staff from 2017-18...Colts DT Raekwon Davis played for the Dolphins when Packers LBS/running game coordinator Anthony Campanile was on Miami's staff and Davis played for the Crimson Tide when Packers passing game coordinator (defense) Derrick Ansley was on Alabama's staff...Campanile was also on Michigan's staff in 2019 when Colts DE Kwity Paye played for the Wolverines...Packers LS Matt Orzech was teammates with Colts K Matt Gay for the Rams in 2021-22...Packers RB MarShawn Lloyd and Colts S Nick Cross were high school teammates at DeMatha (Hyattsville, Md.) High School...Former collegiate teammates: Packers S Xavier McKinney, Jacobs and Davis (Alabama); Packers T Rasheed Walker and Colts G Will Fries (Penn State); Packers DL Rashan Gary and Paye (Michigan); Packers DL Brenton Fox Jr. and Colts QB Anthony Richardson (Florida); Packers QB Malik Willis and Colts T Braden Smith (Auburn).

LAST MEETING, REGULAR SEASON

Nov. 22, 2020, Lucas Oil Stadium, Colts won, 34-31 (OT)
► Packers QB Aaron Rodgers completed 27 of 38 passes for 311 yards and three TDs with an INT. WR Davante Adams led the team with seven receptions for 107 yards (15.3 avg.) and a TD.
► Packers K Mason Crosby made a 26-yard FG with three seconds left in regulation to send it to overtime.
► Colts QB Philip Rivers connected on 24 of 36 passes for 288 yards and three TDs with an INT.
► Colts K Rodrigo Blankenship made a 39-yard FG in overtime to win the game.

COACHING-STAFF CHANGES

Throughout the offseason, Head Coach **Matt LaFleur** made some changes to the coaching staff.

- ▶ **Jeff Hafley** was named defensive coordinator, joining the Packers after working as the head coach for Boston College for the past four seasons (2020-23). He led the Eagles to bowl eligibility in three of his four years. In 2021, the defense ranked No. 3 nationally in passing yards allowed (173.5 per game) and also were top 30 nationally in total defense, red-zone defense, first downs allowed, third-down percentage, team passing efficiency and defensive touchdowns. Prior to his time at BC, Hafley was the co-defensive coordinator/secondary coach for Ohio State in 2019. In his one season in Columbus, he was a finalist for the Frank Broyles Award and the 247 Sports Defensive Coordinator of the Year. Hafley helped the Buckeye defense rank No. 1 nationally in yards per play, No. 2 in total defense and passing yards allowed and No. 3 in scoring defense and sacks. Before his time at Ohio State, Hafley spent seven seasons as an NFL assistant coach. The Montvale, N.J., native worked as a defensive backs coach for the San Francisco 49ers (2016-18) and Cleveland Browns (2014-15). In 2018, the 49ers ranked No. 11 in the NFL in passing defense and were No. 14 in 2016 after ranking No. 27 the year before Hafley arrived. He first coached in the NFL as an assistant defensive backs coach for Tampa Bay in 2012 and then was the secondary/safeties coach for the Buccaneers in 2013.
- ▶ **Aaron Hill** joins the Packers as strength & conditioning coordinator after spending the last five seasons working for the San Francisco 49ers as an assistant strength and conditioning coach. Prior to his time in San Francisco, he worked under the same title at Vanderbilt University for four years (2015-18), assisting with all aspects of the university's football program during the season and offseason training. In 2015, Hill had an offseason internship in the Carolina Panthers' strength & conditioning department. His coaching career began at as a strength and conditioning intern in 2014-15 at the University of Minnesota, where he played linebacker from 2009-13.
- ▶ **Derrick Ansley** was brought in to be the passing game coordinator (defense). He spent the past three seasons working for the Los Angeles Chargers, first as secondary coach (2021-22) before being promoted to defensive coordinator (2023). He coached a secondary in 2022 that featured Pro Bowl safety Derwin James Jr., who earned second-team All-Pro honors from *The Associated Press*. Before joining the Chargers, Ansley spent two seasons (2019-20) as the defensive coordinator/defensive backs coach at the University of Tennessee. In his first season leading the Volunteers' defense, his group featured 11 first-time defensive starters, including five freshmen, and ranked in the top 25 nationally in total defense, passing defense and interceptions. Ansley's first NFL experience came in 2018 as the defensive backs coach for the Oakland Raiders, helping them increase their INT total from the year prior by nearly double digits (nine).
- ▶ **Anthony Campanile** (camp-uh-nell-ee) came up to Green Bay after four seasons with the Miami Dolphins as the linebackers/running game coordinator. During his time with the Dolphins, he was part of staffs that helped Miami rank No. 4 in the NFL over that span in sacks (185.0), No. 6 in rushing defense (106.4 ypg), No. 8 in takeaways (96) and third-down defense (38.6 pct.) and tied for No. 5 in forced fumbles (56). Campanile coached linebackers at the University of Michigan in 2019 after working for three seasons at Boston College, where he coached defensive backs (2016-17) and added co-defensive coordinator responsibilities in his final season (2018).

- ▶ **Ryan Mahaffey** (muh-HAFF-ee), who enters his fourth season with the Packers, was promoted to wide receivers coach. He originally joined Green Bay in 2021 as an offensive quality control coach and spent the past two seasons as the assistant offensive line coach. Mahaffey came to Green Bay after coaching in college from 2013-20. The former tight end/fullback at Northern Iowa (2007-10) spent the 2019-20 seasons at his alma mater as the offensive coordinator. Mahaffey also worked as the recruiting coordinator/tight ends (2013) and co-offensive coordinator/wide receivers (2016) at UNI. Between those stints, he was a graduate assistant/wide receivers coach at Notre Dame (2014-15) and the tight ends coach at Western Kentucky (2017-18).
- ▶ **Sean Duggan** (DUG-an) joined the Packers as a defensive assistant after spending the last four years at his alma mater, Boston College, first as linebackers coach (2020-22) before adding co-defensive coordinator to his duties in 2023. Current Packers LB Isaiah McDuffie played under Duggan in 2020, ranking No. 5 in the country in tackles (107) to earn second-team All-ACC honors. Prior to his time coaching at Boston College, Duggan was a defensive graduate assistant at Ohio State (2019), and coached linebackers at UMass (2018) and at the University of Hawaii (2016-17).
- ▶ **Eddie Gordon** was hired as assistant offensive line coach after spending last year as the offensive line coach at the University of Alabama at Birmingham, where he helped the Blazers set a single-season record for total offense with an average of 450.0 yards per game. He spent the previous four years at the University of Georgia, first as a graduate assistant in 2019-21 and then as an offensive quality control coach in 2022. He was part of a staff that helped the Bulldogs go 29-1 and win back-to-back national championships in 2021 and 2022. Prior to joining Georgia, Gordon spent two seasons (2017-18) at his alma mater, Louisiana, where he played center from 2014-16.
- ▶ **Sean Mannion** was brought in as an offensive assistant. He played quarterback in the NFL (2015-23) after originally being selected in the third round (No. 89 overall) of the 2015 NFL Draft by the St. Louis Rams. After four seasons with the Rams (2015-18), he played for the Minnesota Vikings (2019-23) and Seattle Seahawks (2023). In college, Mannion made 43 starts at Oregon State, was a two-time honorable mention All-Pac-12 selection (2013-14) and set school records for career passing TDs (83) and completion percentage (64.6 pct.).
- ▶ **Vince Oghobaase** (oh-guh-BAH-see) was hired as assistant defensive line coach after four seasons coaching the defensive line at Boston College (2020-23). Prior to his time at BC, he coached the defensive line for UCLA in 2018-19. Oghobaase served as the assistant defensive line coach for the San Francisco 49ers in 2016-17. He began his coaching career as a graduate assistant at his alma mater Duke (2011-12) and Ohio State (2013-15).
- ▶ **Jason Rebrovich** (reb-row-vitch), who joined the Packers as outside linebackers coach in 2022 and was promoted to pass rush specialist for 2023, was transitioned to defensive line coach.
- ▶ Green Bay also hired **Anthony Perkins** as a defensive quality control coach, **Marcus Jones**, **Todd Hunt** and **Ben Schumacher** as strength & conditioning assistants and **Myles White** as a coaching assistant (minority fellowship).

Two years after he co-founded the Packers with Curly Lambeau, George Calhoun began writing a piece called *The Dope Sheet*, which served as the official press release from 1921-24.



A LOOK AT THE SCHEDULE

The Green Bay Packers' 2024 NFL schedule will feature 17 regular-season games and three preseason games. It is highlighted by five prime-time contests (subject to flexible scheduling) on the original schedule for the 11th straight year (2014-24). Of the 14 opponents on the schedule, 11 of those teams finished with a record of .500-plus last season, tied for the third most in the NFL behind the 12 that Cleveland and Baltimore face. The Packers have seven games against 2023 playoff teams.

▶ With the three-game preseason schedule implemented in 2021, the Packers will alternate between hosting one and two preseason games each year. This year, the Packers will start with two road games, first at the Cleveland Browns and then at the Denver Broncos. The Baltimore Ravens will come to Lambeau Field to close out the preseason. The matchup with the Ravens is designated as the Packers Give Back Game, with a benefiting charity to be highlighted through the game and surrounding activities.

▶ This year will be the first time that nine regular-season games will be played at Lambeau Field. As previously announced, the Gold package will receive the ninth regular-season game this year, the first year the ninth game will be hosted at Lambeau Field. Green package season ticket holders will receive their typical allotment of regular-season games (six) and will also receive this year's preseason contest. The next time Lambeau Field hosts the ninth regular-season game, the Green package will receive that game and the Gold package will receive the preseason contest.

▶ The Packers opened the season in São Paulo, Brazil, marking the sixth straight year and the 10th time in the last 12 seasons that Green Bay has started the season as the road team. Green Bay is the only team in the NFL to open the season as the road team each of the last six years (2019-24).

▶ Week 2 sees Green Bay facing the Indianapolis Colts in the home opener, marking the first time the Packers will face an AFC team in the home opener since 2014 against the New York Jets.

▶ Green Bay goes back on the road in Week 3 as it travels to Nashville to take on the Tennessee Titans. It is the earliest visit to Nashville to play the Titans and the second-earliest visit against the franchise (Week 1 at Houston Oilers in 1983).

▶ The first NFC North opponent the Packers face will be the Minnesota Vikings at home in Week 4. Green Bay has won two of the last three and three of the last five home games against the Vikings.

▶ Green Bay faces a pair of NFC West teams in Weeks 5-6. First, the Packers go to Los Angeles to play the Rams, who Green Bay has won eight of the last nine regular season matchups against, before welcoming the Arizona Cardinals to Lambeau Field. Dating back to 1955, Green Bay is 8-1 against the Cardinals at home.

▶ Green Bay will take on a couple AFC teams after that with a home game against the Houston Texans in Week 7 and a road trip to take on the Jacksonville Jaguars in Week 8. The Packers hold a 4-1 lead in the Texans series, including wins in the last three contests and are 5-2 against the Jaguars, including wins in each of the last three matchups.

▶ A home game against the Detroit Lions in Week 9 will precede the bye week, which comes in Week 10 for the first time since 2012. It marks the fourth time in six seasons under Head Coach Matt LaFleur that the Packers' bye has been Week 10 or later.

▶ The Packers stay in the division for a matchup at the Chicago Bears in Week 11. Including a 2010 playoff victory at Chicago, Green Bay has won 25 of the last 30 meetings between the rivals at Soldier Field, including 13 of the last 14.

▶ Week 12 will see Green Bay welcome the San Francisco 49ers to Lambeau Field. The Packers have won seven of the last eight regular-season home games against the 49ers.

▶ Week 13 will be a short week for the Packers as they will play at home against the Miami Dolphins on Thanksgiving night. It is the second straight year that Green Bay has played on Thanksgiving but only the second time at home on the holiday since 1923 (Chicago, 2015). It starts a run of four consecutive prime-time games, which would be the first time the Packers have played four straight prime-time games in a single season since the merger (Elias Sports Bureau).

▶ The Packers start December on Thursday night in Week 14 at Detroit, where Green Bay has won three of the last five contests.

▶ The Packers go west in Week 15 to face the Seattle Seahawks on a Sunday night. Green Bay has not played at Seattle since 2018 and the Packers last won in Seattle in 2008.

▶ For the 32nd straight season (1993-2024), Green Bay will play on *Monday Night Football* as it hosts the New Orleans Saints in Week 16.

▶ For the fourth straight season and the fifth time in the last six years, the Packers will finish the regular season with back-to-back NFC North contests. For the second consecutive season, they will travel a state over to take on the Vikings in Week 17 and then return home to face the Bears in the season finale on a date and time to be determined.

A CLOSER LOOK AT THE 2024 OPPONENTS:

| Home Games | '23 Record | Last Overall Meeting/Result | Last Lambeau Field Meeting/Result |
|------------|------------|-----------------------------|-----------------------------------|
| Colts | 9-8 | 11/22/20, L, 34-31 (OT) | 11/6/16, L, 31-26 |
| Vikings | 7-10 | 12/31/23, W, 33-10 | 10/29/23, L, 24-10 |
| Cardinals | 4-13 | 10/5/20, W, 30-16 | 10/5/20, W, 30-16 |
| Texans | 10-7 | 10/25/20, W, 35-20 | 12/4/16, W, 21-13 |
| Lions | 12-5 | 11/23/23, W, 29-22 | 9/28/23, L, 34-20 |
| 49ers | 12-5 | ^1/20/24, L, 24-21 | ^1/22/22, L, 13-10 |
| Dolphins | 11-6 | 12/25/22, W, 26-20 | 11/11/18, W, 31-12 |
| Saints | 9-8 | 9/24/23, W, 18-17 | 9/24/23, W, 18-17 |
| Bears | 7-10 | 1/7/24, W, 17-9 | 1/7/24, W, 17-9 |
| Totals | 81-72 | (.529) | |

| Road Games | '23 Record | Last Overall Meeting/Result | Last Meeting at Site/Result |
|------------|------------|-----------------------------|-----------------------------|
| Eagles | 11-6 | 11/27/22, L, 40-33 | 11/27/22, L, 40-33 |
| Titans | 6-11 | 11/17/22, L, 27-17 | 11/13/16, L, 47-25 |
| Rams | 10-7 | 11/5/23, W, 20-3 | 10/28/18, L, 29-27 |
| Jaguars | 9-8 | 11/15/20, W, 24-20 | 9/11/16, W, 27-23 |
| Bears | 7-10 | 1/7/24, W, 17-9 | 9/10/23, W, 38-20 |
| Lions | 12-5 | 11/23/23, W, 29-22 | 11/23/23, W, 29-22 |
| Seahawks | 9-8 | 11/14/21, W, 17-0 | 11/15/18, L, 27-24 |
| Vikings | 7-10 | 12/31/23, W, 33-10 | 12/31/23, W, 33-10 |
| Totals | 71-65 | (.522) | |
| Overall | 152-137 | (.526) | |

+ - NFC Wild Card Playoff

^ - NFC Divisional Playoff

* - NFC Championship

CONSECUTIVE-SELLOUT STREAK

Due to health-and-safety concerns, the Packers made the decision to first not have fans at home games and then to sell a limited number tickets to a few home games in 2020 due to the pandemic, which put a pause to the franchise's sellout streak. The Packers were happy to welcome back full crowds for the 2021 season and after Week 18 against the Chicago Bears in 2023, the sellout streak moved to 373 regular-season games at Lambeau Field (not including replacement games).

- ▶ The league's longest-tenured stadium, Lambeau Field is hosting its 66th season of football in 2022. For the victory over Seattle in the Divisional round of the 2019 playoffs, 78,998 Packers fans filled Lambeau Field for the second-highest paid attendance in stadium history (79,704 in the Divisional round of the 2014 playoffs versus Dallas).
- ▶ Across American professional sports, only Boston's Fenway Park (1912) and Chicago's Wrigley Field (1914) have longer tenures.
- ▶ Including the postseason, Green Bay is 276-137-6 (.667) at Lambeau Field (1957-2023).
- ▶ Under Head Coach **Matt LaFleur**, the Packers are 34-11 at home (including the postseason), a .756 winning percentage that ranks **No. 1 in the NFL** since 2019 (Kansas City ranks No. 2, 39-13, .750).

PACKERS DIGITAL AND SOCIAL MEDIA

Media and fans can visit www.packers.com and follow the Packers on social media for the most up-to-date information throughout the season.

- ▶ On-demand video clips of all general manager, head coach, coordinator and player interviews will be available on the website.
- ▶ Video conferences will be live streamed on packers.com, the Packers' mobile app, CTV app (Apple TV, Roku, Amazon Fire TV), Facebook, X/Twitter, and YouTube.
- ▶ Daily written stories covering practice and interviews with Head Coach Matt LaFleur, assistant coaches and players will be available on the website.
- ▶ Fun 'off-the field' videos will be shared to give fans a closer look at this year's team.
- ▶ Follow the Packers on social media on Instagram, TikTok, Facebook, X, Snapchat, and YouTube.

REPLAY CHALLENGES - REGULAR SEASON

Packers

| Season | Challenge Used | Challenge Overturned |
|--------|----------------|----------------------|
| 2024 | 0 | 0 |
| 2023 | 7 | 2 |
| 2022 | 6 | 4 |
| 2021 | 7 | 3 |
| 2020 | 3 | 2 |
| 2019 | 8 | 4 |
| 2018 | 3 | 1 |
| 2017 | 3 | 2 |
| 2016 | 5 | 3 |
| 2015 | 5 | 4 |
| 2014 | 3 | 0 |
| 2013 | 5 | 2 |
| 2012 | 8 | 5 |
| 2011 | 9 | 5 |
| 2010 | 6 | 3 |
| 2009 | 14 | 5 |
| 2008 | 7 | 4 |
| 2007 | 11 | 5 |
| 2006 | 4 | 2 |
| 2005 | 7 | 1 |

Opponent

| Season | Challenge Used | Challenge Overturned |
|--------|----------------|----------------------|
| 2024 | 0 | 0 |
| 2023 | 6 | 3 |
| 2022 | 4 | 3 |
| 2021 | 5 | 3 |
| 2020 | 7 | 5 |
| 2019 | 9 | 3 |
| 2018 | 4 | 4 |
| 2017 | 8 | 6 |
| 2016 | 4 | 2 |
| 2015 | 4 | 1 |
| 2014 | 5 | 3 |
| 2013 | 5 | 4 |
| 2012 | 4 | 2 |
| 2011 | 7 | 3 |
| 2010 | 11 | 3 |
| 2009 | 8 | 2 |
| 2008 | 8 | 1 |
| 2007 | 5 | 0 |
| 2006 | 11 | 4 |
| 2005 | 6 | 0 |

PRONUNCIATION GUIDE

PLAYERS

| | |
|----------------------|--------------------------|
| Jaire Alexander | ji-air |
| Corey Ballentine | BAL-en-tine |
| Romeo Doubs | DOBBS |
| Kingsley Enagbare | ee-nag-BAR-ee |
| Elgton Jenkins | EL-ton |
| Keisean Nixon | KEY-shawn |
| Kitan Oladapo | .kuh-TAWN oh-luh-DAPP-oh |
| Matt Orzech | .OR-zick |
| Robert Rochell | roh-SHELL |
| Lecitus Smith | luh-SEET-us |
| Carrington Valentine | CAIR-ing-ton |
| Daniel Whelan | WEE-lan |
| Dontayvion Wicks | don-TAY-vee-in |

COACHES/FRONT OFFICE

| | |
|-------------------|-----------------|
| Rich Bisaccia | bis-SOTCH-ee-uh |
| Anthony Campanile | camp-uh-nell-ee |
| Tom Clements | KLEMM-ints |
| Wendel Davis | WEN-del |
| Ryan Downard | DOWN-erd |
| Sean Duggan | DUG-an |
| Rob Grosso | GROW-so |
| Brian Gutekunst | GOO-tuh-kunst |
| Matt LaFleur | la-flew-er |
| Ryan Mahaffey | muh-HAFF-ee |
| Vince Oghobaase | oh-guh-BAH-see |
| Jason Rebrovich | reb-row-vitch |
| Adam Stenavich | STEN-uh-vitch |

BRIAN GUTEKUNST INTERVIEWS

- ▶ One-on-one interviews with Gutekunst should be arranged through Jason Wahlers (wahlersj@packers.com).

MATT LaFLEUR PRESS CONFERENCES

- ▶ During the regular season, LaFleur generally will be available in-person to media in the media auditorium on Monday, Wednesday, Thursday, Friday and after games.
- ▶ One-on-one interviews with LaFleur should be arranged through Jason Wahlers (wahlersj@packers.com).

PLAYER INTERVIEWS

- ▶ During the regular season, players on the active roster will be available in-person to media in the locker room generally on Monday, Wednesday, Thursday, Friday and following games.
- ▶ All interviews with players on the practice squad or injured reserve need to be requested and approved through the communications department.
- ▶ At the conclusion of all games, players will be made available following the NFL's standard "cooling-off" period.
- ▶ Any requests to interview players other than on the aforementioned days should be directed to a member of the Packers' communications department.

ASSISTANT COACH AVAILABILITY

- ▶ Coordinators – Adam Stenavich (offense), Jeff Hafley (defense) and Rich Bisaccia (special teams) – will continue to serve as primary spokesmen in their respective areas.
- ▶ During the regular season, coordinators will be available in-person to a limited number of media in the media auditorium once a week. Offensive and defensive position coaches generally will be available in-person. Specific availability will be included in our weekly advisory.
- ▶ Following games, LaFleur will be the only coach available to the media.
- ▶ Position coaches are available for questions on specific players and their position group only. Broader interview topics need to be directed to the respective coordinators.
- ▶ No assistant coach should be contacted directly by telephone (at his desk, home or on his cell phone), or by email. All interviews must be arranged through the communications department.
- ▶ Sarah Quick (quicks@packers.com) serves as the primary contact for assistant coaches. In her absence, feel free to contact another member of the communications staff.

PRACTICE ACCESS, PHOTOGRAPHY AND SOCIAL-MEDIA GUIDELINES

- ▶ During the regular season, practices will be open to local media who regularly cover the team for designated periods during the beginning of each session. Also as in prior years, photo/video opportunities will be limited to the beginning portions of practice.
- ▶ The team reserves the right to limit photography/video to certain periods for competitive reasons. This restriction applies to both training-camp and regular-season practices.
- ▶ During practice periods in which B-roll and still photography are NOT permitted, the media may not utilize camera phones, either. The communications staff will alert the media of the permissible "shooting" periods before and during each practice.
- ▶ Video of practice or press conferences by an individual or media outlet can be posted on social-media sites in compliance with the NFL online-content policy.
- ▶ No live-streaming or live broadcast of practice or press conferences or open locker room is permitted by an individual or media outlet at any time on any platform.
- ▶ NO entries about specific schemes, personnel groupings or anything that might be related in any way to game planning. If you have ANY questions about this, please ask a member of the Packers' communications staff before posting.
- ▶ NO entries regarding "football communications," including specific exchanges between coaches and players that might be overheard. Acknowledgement that the conversation occurred is acceptable, but we ask that the details of the conversation be withheld.
- ▶ NO detailed speculation as to the potential nature or severity of an injury. Once again, acknowledging that an injury occurred and providing general details (i.e., "right leg ..." or "left wrist ...") is permitted, but anything beyond that would be purely speculative and possibly inaccurate.
- ▶ Media are NOT permitted to photograph or shoot b-roll of injured players rehabbing on the practice field.
- ▶ Photographers (video and still) are asked to avoid filming, photographing, printing and/or airing any shots of any injury situation, while the injury occurs, while trainers attend to/treat the injured player, and while the player is leaving the field, either on his own or with aid. This includes minor injuries.
- ▶ Tripods are not allowed to be used while filming from the sideline.

NFL ONLINE-CONTENT POLICY

- ▶ Accredited Organizations may supplement its traditional media distribution platform (e.g., newspaper, television, radio) with other new media distribution platforms that it controls (e.g., websites, official social

media accounts, applications, podcasts), provided that, with respect to such new media distribution platforms: (i) any use of film or video or digital still images is limited to a reasonable amount or number (as applicable), and used only to illustrate or support news and editorial coverage of the Game or Event (as opposed to use in connection with or on commercial products (e.g., apparel, posters, commemorative programs, or other types of souvenir or other merchandise, or sponsored content) purposes; (ii) any use of film or video or digital still images is not used to create Simulated Video of game action; (iii) no video of game action is used (except that, if the Accredited Organization is a television broadcaster, Game or Event highlights may be shown as part of a single, non-archived, online “simulcast” of any regularly scheduled television news programming the Accredited Organization may broadcast, provided it adheres to the limits on such broadcasts set forth below); and (iv) use of non-game audio and video content obtained as a result of credentialed card access (e.g., press conferences, training camp, practice and/or interviews at NFL venues or events): (1) must be limited to 90 seconds maximum per day (180 seconds maximum -- 90 seconds per Member Club -- in two-Member Club markets), (2) may not be posted or streamed “live” or in real time in any form or medium and may not be archived (i.e., made available for on-demand public access for more than 24 hours after posting, etc.), (3) may appear only in an editorial context (i.e., no sponsorship, merchandising or advertising integrated with or around the content, including digital advertising, etc.), and (4) must be accompanied by links back to NFL.com and to the applicable Member Club’s web site.

INJURY INFORMATION

- ▶ All injury information will be issued by Head Coach Matt LaFleur. Please do not address injury questions to another coach or staff member.

CELL PHONES

- ▶ The team does not tolerate cell-phone distractions at practice. Please set all phones to off or vibrate. Phone conversations are strongly discouraged, but if necessary, should be conducted well away from the field.

POOL REPORTER

- ▶ As assigned by the Professional Football Writers of America (PFWA), the Green Bay pool reporter for this season is Rob Demovsky of ESPN.com.

MISCELLANEOUS

- ▶ All items brought to practice (cameras, bags, tripods, equipment, etc.) should be stored against the wall,

away from the field, for safety reasons.

- ▶ Food is not allowed during practice.
- ▶ Any equipment not stored should be held at all times; when avoiding oncoming action, it is important that anything in your possession moves as you move.
- ▶ No players or coaches may be actively engaged in conversation or interviewed while practice is in progress.

CREDENTIALS

- ▶ All credential requests may be requested through Sarah Quick, assistant director of communications, via email: quicks@packers.com. All media must now register in Accredited. Credentials will not be mailed. Credentials can be picked up on gameday at Media Will Call on the south side of the stadium near the Invisalign Gate. Media Will Call opens four hours prior to kickoff.

PHOTO CREDENTIALS

- ▶ Photo credentials will not be issued to freelance photographers unless on a specific assignment from an accredited organization. Credentials are not provided to “grips” due to space limitations.

STADIUM ACCESS

- ▶ Please enter through the loading dock/security entrance with your 2024 non-gameday credential. Those with a simplex card can enter through the media workroom entrance. Please email Sarah Quick (quicks@packers.com) if a day pass is needed.

GAME-CREDENTIAL DEADLINES

- ▶ Following are credential application deadlines for the Packers’ regular-season games. All written requests should be directed to Sarah Quick via email at quicks@packers.com.
- ▶ vs. Indianapolis Colts – Wednesday, Sept. 11 by noon
- ▶ at Tennessee Titans – Monday, Sept. 16 by 10 a.m.
- ▶ vs. Minnesota Vikings – Wednesday, Sept. 25 by noon
- ▶ at Los Angeles Rams – Monday, Sept. 30 by 10 a.m.
- ▶ vs. Arizona Cardinals – Wednesday, Oct. 9 by 12 noon
- ▶ vs. Houston Texans – Wednesday, Oct. 16 by 12 noon
- ▶ at Jacksonville Jaguars – Monday, Oct. 21 by 10 a.m.
- ▶ vs. Detroit Lions – Wednesday, Oct. 30 by 12 noon
- ▶ at Chicago Bears – Monday, Nov. 11 by 10 a.m.
- ▶ vs. San Francisco 49ers – Wednesday, Nov. 20 by noon
- ▶ vs. Miami Dolphins – Monday, Nov. 25 by 10 a.m.
- ▶ at Detroit Lions – Thursday, Nov. 28 by noon
- ▶ at Seattle Seahawks – Monday, Dec. 9 by 10 a.m.
- ▶ vs. New Orleans Saints – Wednesday, Dec. 18 by noon
- ▶ at Minnesota Vikings – Monday, Dec. 23 at 10 a.m.
- ▶ vs. Chicago Bears – Tuesday, Dec. 31 by 12 noon

ROSTER/ALPHABETICAL

| NO. | NAME | POS | HT | WT | DOB | EXP | COLLEGE | HOMETOWN | HOW ACC |
|-----|-----------------------|-----|------|-----|------------|-----|----------------------|-----------------------------|-----------------|
| 23 | Alexander, Jaire | CB | 5-10 | 196 | 2/9/1997 | 7 | Louisville | Mint Hill, N.C. | D1-18 |
| 39 | Anderson, Zayne | S | 6-2 | 206 | 1/3/1997 | 2 | Brigham Young | Stansbury Park, Utah | W-23 (Buf.) |
| 26 | Ballentine, Corey | CB | 5-11 | 196 | 4/13/1996 | 6 | Washington | Tecumseh, Kan. | FA-22 |
| 94 | Brooks, Karl | DL | 6-3 | 296 | 5/8/2000 | 2 | Bowling Green | Lansing, Mich. | D6a-23 |
| 20 | Bullard, Javon | S | 5-10 | 198 | 9/5/2002 | R | Georgia | Milledgeville, Ga. | D2b-24 |
| 97 | Clark, Kenny | DL | 6-3 | 314 | 10/4/1995 | 9 | UCLA | Rialto, Calif. | D1-16 |
| 56 | Cooper, Edgerrin | LB | 6-2 | 229 | 11/17/2001 | R | Texas A&M | Covington, La. | D2a-24 |
| 57 | Cox Jr., Brenton | DL | 6-4 | 250 | 1/30/2000 | 2 | Florida | Stockbridge, Ga. | FA-23 |
| 73 | Dillard, Andre | T | 6-5 | 315 | 10/3/1985 | 6 | Washington State | Woodinville, Wash. | FA-24 |
| 87 | Doubs, Romeo | WR | 6-2 | 204 | 4/13/2000 | 3 | Nevada | Los Angeles, Calif. | D4a-22 |
| 55 | Enagbare, Kingsley | DL | 6-4 | 258 | 1/18/2000 | 3 | South Carolina | Atlanta, Ga. | D5-22 |
| 52 | Gary, Rashan | DL | 6-5 | 277 | 12/3/1987 | 6 | Michigan | Paramus, N.J. | D1a-19 |
| 79 | Glover, Travis | T | 6-6 | 317 | 8/17/2000 | R | Georgia State | Vienna, Ga. | D6-24 |
| 18 | Heath, Malik | WR | 6-2 | 213 | 3/31/2000 | 2 | Mississippi | Jackson, Miss. | FA-23 |
| 59 | Hopper, Ty Ron | LB | 6-2 | 228 | 4/26/2001 | R | Missouri | Roswell, Ga. | D3b-24 |
| 8 | Jacobs, Josh | RB | 5-10 | 223 | 2/11/1998 | 6 | Alabama | Tulsa, Okla. | UFA (LV)-24 |
| 74 | Jenkins, Elton | G/T | 6-5 | 311 | 12/26/1995 | 6 | Mississippi State | Clarksdale, Miss. | D2-19 |
| 85 | Kraft, Tucker | TE | 6-5 | 259 | 11/3/2000 | 2 | South Dakota State | Timber Lake, S.D. | D5-23 |
| 32 | Lloyd, MarShawn | RB | 5-9 | 220 | 1/5/2001 | R | Southern California | Hyattsville, Md. | D3a-24 |
| 10 | Love, Jordan | QB | 6-4 | 219 | 11/2/1998 | 5 | Utah State | Bakersfield, Calif. | D1-20 |
| 58 | McDuffie, Isaiah | LB | 6-1 | 227 | 7/21/1999 | 4 | Boston College | Buffalo, N.Y. | D6b-21 |
| 29 | McKinney, Xavier | S | 6-0 | 201 | 8/9/1999 | 5 | Alabama | Roswell, Ga. | UFA (NBG)-24 |
| 60 | Melton, Bo | WR | 5-11 | 189 | 5/18/1999 | 1 | Rutgers | Egg Harbor City, N.J. | FA-22 (PS-Sea.) |
| 82 | Monk, Jacob | C/G | 6-3 | 308 | 6/4/2001 | R | Duke | Wendell, N.C. | D5a-24 |
| 77 | Morgan, Jordan | T/G | 6-5 | 311 | 8/4/2001 | R | Arizona | Tucson, Ariz. | D1-24 |
| 53 | Mosby, Arron | DL | 6-3 | 250 | 4/13/1999 | 2 | Fresno State | Sanger, Calif. | W-23 (Car.) |
| 88 | Musgrave, Luke | TE | 6-6 | 253 | 9/2/2000 | 2 | Oregon State | Bend, Ore. | D2a-23 |
| 71 | Myers, Josh | C/G | 6-5 | 310 | 7/16/1998 | 4 | Ohio State | Miaminsburg, Ohio | D2-21 |
| 44 | Narveson, Brayden | K | 5-11 | 209 | 9/28/1999 | R | North Carolina State | Scottsdale, Ariz. | W-24 (Ten.) |
| 25 | Nixon, Keisean | S | 6-2 | 216 | 10/12/2000 | R | South Carolina | Los Angeles, Calif. | FA-22 |
| 27 | Diadapo, Kitan | S | 6-2 | 216 | 10/12/2000 | R | Oregon State | Portland, Ore. | D5b-24 |
| 42 | Orzech, Matt | LS | 6-3 | 245 | 4/12/1985 | 5 | Azusa Pacific | Menifee, Calif. | UFA (LAR)-23 |
| 11 | Reed, Jayden | WR | 5-11 | 187 | 4/28/2000 | 2 | Michigan State | Naperville, Ill. | D2b-23 |
| 75 | Rhyan, Sean | G | 6-5 | 321 | 9/15/2000 | 3 | UCLA | San Juan Capistrano, Calif. | D3-22 |
| 89 | Sims, Ben | TE | 6-5 | 250 | 5/6/2000 | 2 | Baylor | San Antonio, Texas | W-23 (Min.) |
| 93 | Staton, T.J. | DL | 6-4 | 330 | 10/3/1997 | 4 | Florida | Plantation, Fla. | D5a-21 |
| 21 | Smith, Preston | DL | 6-5 | 265 | 11/17/1992 | 10 | Mississippi State | Stone Mountain, Ga. | UFA (Was.)-19 |
| 91 | Stokes, Eric | CB | 6-1 | 194 | 3/11/1999 | 4 | Georgia | Covington, Ga. | D1-21 |
| 76 | Telford, Kadeem | T | 6-7 | 322 | 11/10/1998 | 1 | UAB | Miami, Fla. | FA-23 |
| 50 | Tom, Zach | OL | 6-4 | 304 | 3/26/1999 | 3 | Wake Forest | Baton Rouge, La. | D4b-22 |
| 24 | Valentine, Carrington | CB | 6-0 | 189 | 9/9/2001 | 2 | Kentucky | Cincinnati, Ohio | D7a-23 |
| 90 | Van Ness, Lukas | DL | 6-5 | 272 | 7/6/2001 | 2 | Iowa | Barrington, Ill. | D1-23 |
| 7 | Walker, Quay | LB | 6-4 | 241 | 5/8/2000 | 3 | Georgia | Cordele, Ga. | D1a-22 |
| 63 | Walker, Rasheed | T | 6-6 | 324 | 2/13/2000 | 3 | Penn State | Waldorf, Md. | D7-22 |
| 9 | Watson, Christian | WR | 6-4 | 208 | 5/12/1999 | 3 | North Dakota State | Tampa, Fla. | D2-22 |
| 19 | Whelan, Daniel | P | 6-5 | 216 | 2/10/1999 | 2 | UC Davis | Rancho Mirage, Calif. | FA-23 |
| 13 | Wicks, Dontayvion | WR | 6-1 | 206 | 6/16/2001 | 2 | Virginia | Plaquemine, La. | D5b-23 |
| 33 | Williams, Evan | S | 5-11 | 200 | 7/28/2001 | R | Oregon | Mountain View, Calif. | D4-24 |
| 2 | Willis, Malik | QB | 6-1 | 225 | 5/25/1999 | 3 | Liberty | Roswell, Ga. | T-24 (Ten.) |
| 31 | Wilson, Emanuel | RB | 5-10 | 226 | 5/8/1999 | 2 | Fort Valley State | Huntsville, N.C. | FA-23 |
| 45 | Wilson, Eric | LB | 6-1 | 230 | 9/26/1994 | 8 | Cincinnati | Redford, Mich. | FA-22 (PS-NIO) |
| 96 | Wooden, Colby | DL | 6-4 | 273 | 12/21/2000 | 2 | Auburn | Lawrenceville, Ga. | D4-23 |
| 95 | Wyatt, Devonte | DL | 6-3 | 304 | 3/31/1998 | 3 | Georgia | Decatur, Ga. | D1b-22 |

Injured Reserve (4)

| | | | | | | | | | |
|----|----------------|----|-----|-----|------------|---|------------------|--------------------|-----------------|
| 40 | Davis, LJ | CB | 6-1 | 203 | 12/30/1998 | 1 | Northern Arizona | Cerritos, Calif. | FA-24 |
| 84 | Davis, Tyler | TE | 6-4 | 252 | 4/2/1997 | 5 | Georgia Tech | Baltimore, N.Y. | FA-21 (PS-Ind.) |
| 28 | Dillon, AJ | RB | 6-0 | 247 | 5/2/1998 | 5 | Boston College | Groton, Mass. | D2b-20 |
| 44 | Goforth, Ralen | LB | 6-1 | 227 | 11/2/2000 | R | Washington | Bellflower, Calif. | FA-24 |

Injured Reserve - Designated For Return (1)

| | | | | | | | | | |
|----|----------------|----|-----|-----|-----------|---|--------------|-----------------------|--------|
| 99 | Ford, Jonathan | DL | 6-5 | 338 | 9/29/1998 | 2 | Miami (Fla.) | Fort Lauderdale, Fla. | D7b-22 |
|----|----------------|----|-----|-----|-----------|---|--------------|-----------------------|--------|

Practice Squad (17)

| | | | | | | | | | |
|----|--------------------|-----|------|-----|------------|---|-------------------|-------------------------|-----------------|
| 49 | Alexandre, Deslin | DL | 6-3 | 264 | 6/11/1998 | 1 | Pittsburgh | Deerfield Beach, Fla. | FA-24 |
| 47 | Beck, Andrew | FB | 6-3 | 252 | 5/15/1996 | 6 | Texas | Tampa, Fla. | FA-24 |
| 30 | Brooks, Chris | RB | 6-1 | 219 | 1/11/2000 | 2 | Brigham Young | Oceanside, Calif. | FA-24 |
| 40 | Brown, Omar | S | 6-1 | 205 | 10/12/2000 | R | Nebraska | Minneapolis, Minn. | FA-24 |
| 6 | Clifford, Sean | QB | 6-2 | 218 | 7/14/1998 | 2 | Penn State | Cincinnati, Ohio | D5a-23 |
| 65 | Ester, James | DL | 6-3 | 289 | 8/30/2001 | R | Northern Illinois | Detroit, Mich. | FA-24 |
| 36 | Hadden, Kamal | CB | 6-1 | 192 | 1/17/2001 | R | Tennessee | River Rouge, Mich. | FA-24 |
| 16 | Hale, Alex | K | 6-1 | 203 | 3/7/1998 | R | Oklahoma State | East Gosford, Australia | FA-24 |
| 81 | Hicks, Julian | WR | 6-2 | 201 | 9/29/1999 | R | Albany | Mayfield, Ohio | FA-24 |
| 67 | Jennings, Donovan | G/T | 6-4 | 323 | 11/24/1999 | R | South Florida | Tampa, Fla. | FA-24 |
| 34 | King, Kalen | CB | 5-11 | 190 | 1/28/2003 | R | Penn State | Detroit, Mich. | D7b-24 |
| 38 | Merrweather, Ellis | RB | 6-1 | 220 | 4/7/1999 | 1 | Massachusetts | Alphaetta, Ga. | FA-23 |
| 35 | Perrine, La'Mical | RB | 5-11 | 216 | 1/30/1998 | 4 | Florida | Theodore, Ala. | FA-24 |
| 22 | Rochell, Robert | CB | 6-0 | 193 | 4/26/1998 | 4 | Central Arkansas | Shreveport, La. | FA-23 (PS-Car.) |
| 46 | Russell, Chris | LB | 6-1 | 235 | 7/26/2001 | R | Texas A&M | Dyersburg, Tenn. | FA-24 |
| 61 | Smith, Lecitus | G/C | 6-3 | 314 | 7/13/1998 | 2 | Virginia Tech | Fitzgerald, Ga. | FA-24 |
| 86 | Wayne, Jalen | WR | 6-2 | 210 | 5/13/1999 | 1 | South Alabama | Spanish Fort, Ala. | FA-24 |

ROSTER/NUMERICAL

| NO. | NAME | POS | HT | WT | DOB | EXP | COLLEGE | HOMETOWN | HOW ACC |
|--|----------------------|-----|------|-----|------------|-----|----------------------|-----------------------------|-----------------|
| 2 | Malik Willis | QB | 6-1 | 225 | 5/25/1999 | 3 | Liberty | Roswell, Ga. | T-24 (Ten.) |
| 7 | Quay Walker | LB | 6-4 | 241 | 5/8/2000 | 3 | Georgia | Cordale, Ga. | D1a-22 |
| 8 | Jack Jacobs | RB | 5-10 | 223 | 2/11/1998 | 6 | Alabama | Tulsa, Okla. | UFA (LV)-24 |
| 9 | Christian Watson | WR | 6-4 | 208 | 5/12/1999 | 3 | North Dakota State | Tampa, Fla. | D2-22 |
| 10 | Jordan Love | QB | 6-4 | 219 | 11/2/1998 | 5 | Utah State | Bakersfield, Calif. | D1-20 |
| 11 | Jayden Reed | WR | 5-11 | 187 | 4/28/2000 | 2 | Michigan State | Naperville, Ill. | D1-23 |
| 13 | Dontayvon Wicks | WR | 6-1 | 206 | 6/16/2001 | 2 | Virginia | Jacqueline, La. | D5b-23 |
| 18 | Malik Heath | WR | 6-2 | 213 | 3/31/2000 | 2 | Mississippi | Jackson, Miss. | FA-23 |
| 19 | Daniel Whelan | F | 6-5 | 216 | 2/10/1999 | 2 | UC Davis | Rancho Mirage, Calif. | FA-23 |
| 20 | Javon Bullard | S | 5-10 | 198 | 9/5/2002 | R | Georgia | Milledgeville, Ga. | D2b-24 |
| 21 | Eric Stokes | CB | 6-1 | 194 | 3/1/1999 | 4 | Georgia | Covington, Ga. | D1-21 |
| 23 | Jaire Alexander | CB | 5-10 | 196 | 2/9/1997 | 7 | Louisville | Mill Hill, N.C. | D1-18 |
| 24 | Carrington Valentine | CB | 6-0 | 189 | 9/9/2001 | 2 | Kentucky | Cincinnati, Ohio | D7a-23 |
| 25 | Keisean Nixon | CB | 5-10 | 200 | 6/22/1997 | 6 | South Carolina | Los Angeles, Calif. | FA-22 |
| 26 | Corey Ballentine | CB | 5-11 | 196 | 4/13/1996 | 6 | Washington | Tecumseh, Kan. | FA-22 |
| 27 | Kitan Oladapo | S | 6-2 | 216 | 10/10/2000 | R | Oregon State | Portland, Ore. | D5b-24 |
| 29 | Xavier McKinney | S | 6-0 | 201 | 8/9/1999 | 5 | Alabama | Roswell, Ga. | UFA (NWG)-24 |
| 31 | Emanuel Wilson | RB | 5-10 | 226 | 5/8/1999 | 2 | Fort Valley State | Huntersville, N.C. | FA-23 |
| 32 | MarShawn Lloyd | WR | 5-9 | 220 | 1/5/2001 | R | Southern California | Hyattsville, Md. | D3a-24 |
| 33 | Evan Williams | S | 5-11 | 200 | 7/28/2001 | R | Oregon | Mountain View, Calif. | D4-24 |
| 39 | Zayne Anderson | S | 6-2 | 206 | 1/3/1997 | 2 | Brigham Young | Stansbury Park, Utah | W-23 (Buf.) |
| 42 | Matt Orzech | LS | 6-3 | 245 | 4/12/1995 | 5 | Azusa Pacific | Menifee, Calif. | UFA (LAR)-23 |
| 44 | Brayden Narveson | K | 5-11 | 209 | 9/28/1999 | R | North Carolina State | Scottsdale, Ariz. | W-24 (Ten.) |
| 45 | Eric Wilson | LB | 6-1 | 230 | 9/26/1994 | 8 | Cincinnati | Redford, Mich. | FA-22 (PS-NO) |
| 50 | Zach Tom | DL | 6-4 | 304 | 3/26/1999 | 3 | Wake Forest | Baton Rouge, La. | D4b-22 |
| 52 | Rashan Gary | DL | 6-5 | 277 | 12/3/1997 | 6 | Michigan | Paramus, N.J. | D1a-19 |
| 53 | Arron Mosby | DL | 6-3 | 250 | 4/13/1999 | 2 | Fresno State | Sanger, Calif. | W-23 (Car.) |
| 55 | Kingsley Enagbare | DL | 6-4 | 258 | 1/18/2000 | 3 | South Carolina | Atlanta, Ga. | D5-22 |
| 56 | Edgerrin Cooper | DL | 6-2 | 229 | 11/17/2001 | R | Texas A&M | Covington, La. | D2a-24 |
| 57 | Brenton Cox Jr. | DL | 6-4 | 250 | 1/30/2000 | 2 | Florida | Stockbridge, Ga. | FA-23 |
| 58 | Isiah McDuffie | LB | 6-1 | 227 | 7/21/1999 | 4 | Boston College | Buffalo, N.Y. | D3b-21 |
| 59 | Ty Ron Hopper | LB | 6-2 | 228 | 4/26/2001 | R | Missouri | Roswell, Ga. | D6a-24 |
| 62 | Jacob Monk | C/G | 6-3 | 308 | 6/4/2001 | R | Duke | Wendell, N.C. | D5a-24 |
| 63 | Rashed Walker | T | 6-6 | 324 | 2/13/2000 | 3 | Penn State | Waldorf, Md. | D7c-22 |
| 71 | Josh Myers | C/G | 6-5 | 315 | 7/16/1998 | 4 | Ohio State | Miamisburg, Ohio | D2-21 |
| 73 | Andre Dillard | T | 6-5 | 315 | 10/31/1995 | 6 | Washington State | Woodinville, Wash. | D2-21 |
| 74 | Elton Jenkins | G/T | 6-5 | 311 | 12/26/1995 | 6 | Mississippi State | Clarksdale, Miss. | D2-19 |
| 75 | Sean Rhyan | T | 6-7 | 321 | 9/15/2000 | 3 | UCLA | San Juan Capistrano, Calif. | D3-22 |
| 76 | Kadeem Telfort | T | 6-7 | 322 | 11/10/1998 | 1 | UAB | Miami, Fla. | D1a-24 |
| 77 | Jordan Morgan | T/G | 6-5 | 311 | 8/4/2000 | R | Arizona | Tucson, Ariz. | FA-24 |
| 79 | Travis Glover | T | 6-6 | 317 | 8/17/2000 | R | Georgia State | Vienna, Ga. | D6-24 |
| 80 | Bo Melton | WR | 5-11 | 189 | 8/18/1999 | 1 | Rutgers | Egg Harbor City, N.J. | FA-22 (PS-Sea.) |
| 85 | Tucker Kraft | TE | 6-5 | 259 | 1/13/2000 | 2 | South Dakota State | Timber Lake, S.D. | D3-23 |
| 87 | Romeo Doubs | WR | 6-2 | 204 | 4/13/2000 | 3 | Nevada | Los Angeles, Calif. | D4a-22 |
| 88 | Luke Musgrave | TE | 6-6 | 253 | 9/2/2000 | 2 | Oregon State | Bend, Ore. | D2a-23 |
| 89 | Ben Sims | LB | 6-5 | 250 | 5/16/2000 | 2 | Baylor | San Antonio, Texas | W-23 (Min.) |
| 90 | Lukas Van Ness | DL | 6-5 | 272 | 7/6/2001 | 2 | Iowa | Barrington, Ill. | D1-23 |
| 91 | Preston Smith | DL | 6-5 | 265 | 11/17/1992 | 10 | Mississippi State | Stone Mountain, Ga. | UFA (Was.)-19 |
| 93 | T.J. Slaton | DL | 6-4 | 330 | 10/3/1997 | 4 | Florida | Plantation, Fla. | D5a-21 |
| 94 | Karl Brooks | DL | 6-3 | 296 | 5/8/2000 | 2 | Bowling Green | Lansing, Mich. | D6a-23 |
| 95 | Devonte Wyatt | DL | 6-3 | 304 | 3/31/1998 | 3 | Georgia | Decatur, Ga. | D1b-22 |
| 96 | Colby Wooden | DL | 6-4 | 273 | 12/21/2000 | 2 | Auburn | Lawrenceville, Ga. | D4-23 |
| 97 | Kenny Clark | DL | 6-3 | 314 | 10/4/1995 | 9 | UCLA | Rialto, Calif. | D1-16 |
| Injured Reserve (4) | | | | | | | | | |
| 28 | AJ Dillon | RB | 6-0 | 247 | 5/2/1998 | 5 | Boston College | Groton, Mass. | D2-20 |
| 40 | LJ Davis | CB | 6-1 | 203 | 12/30/1998 | 1 | Northern Arizona | Cerritos, Calif. | FA-24 |
| 44 | Ralen Goforth | LB | 6-1 | 227 | 11/2/2000 | R | Washington | Bellflower, Calif. | FA-24 |
| 84 | Tyler Davis | TE | 6-4 | 252 | 4/2/1997 | 5 | Georgia Tech | Bellmore, N.Y. | FA-21 (PS-Ind.) |
| Injured Reserve - Designated For Return (1) | | | | | | | | | |
| 99 | Jonathan Ford | DL | 6-5 | 338 | 9/29/1998 | 2 | Miami (Fla.) | Fort Lauderdale, Fla. | D7b-22 |
| Practice Squad (17) | | | | | | | | | |
| 6 | Sean Clifford | QB | 6-2 | 218 | 7/14/1998 | 2 | Penn State | Cincinnati, Ohio | D5a-23 |
| 16 | Alex Hale | K | 6-1 | 203 | 3/7/1998 | R | Oklahoma State | East Gosford, Australia | FA-24 |
| 22 | Robert Rochell | CB | 6-0 | 193 | 4/26/1998 | 4 | Central Arkansas | Shreveport, La. | FA-23 (PS-Car.) |
| 30 | Chris Brooks | RB | 6-1 | 219 | 1/11/2000 | 2 | Brigham Young | Oceanside, Calif. | FA-24 |
| 34 | Kalen King | CB | 5-11 | 190 | 1/28/2003 | R | Penn State | Detroit, Mich. | D7b-24 |
| 35 | La'Mical Perine | RB | 5-11 | 216 | 1/30/1998 | 4 | Florida | Theodore, Ala. | FA-24 |
| 36 | Kamal Hadden | CB | 6-1 | 192 | 1/17/2001 | R | Tennessee | River Rouge, Mich. | FA-24 |
| 38 | Ellis Merriweather | RB | 6-1 | 220 | 4/7/1999 | 1 | Massachusetts | Alphaetta, Ga. | FA-23 |
| 40 | Omar Brown | S | 6-1 | 205 | 10/12/2000 | R | Nebraska | Minneapolis, Minn. | FA-24 |
| 46 | Chris Russell | LB | 6-1 | 235 | 7/26/2001 | R | Texas A&M | Dyersburg, Tenn. | FA-24 |
| 47 | Andrew Beck | FB | 6-3 | 252 | 5/15/1996 | 6 | Texas | Tampa, Fla. | FA-24 |
| 49 | Deslin Alexander | DL | 6-3 | 264 | 6/11/1998 | 1 | Pittsburgh | Deerfield Beach, Fla. | FA-24 |
| 61 | Lecitus Smith | G/C | 6-3 | 314 | 7/13/1998 | 2 | Virginia Tech | Fitzgerald, Ga. | FA-24 |
| 65 | James Ester | DL | 6-3 | 289 | 8/30/2001 | R | Northern Illinois | Detroit, Mich. | FA-24 |
| 67 | Donovan Jennings | G/T | 6-4 | 323 | 11/24/1999 | R | South Florida | Tampa, Fla. | FA-24 |
| 81 | Julian Hicks | WR | 6-2 | 201 | 9/29/1999 | R | Albany | Mayfield, Ohio | FA-24 |
| 86 | Jalen Wayne | WR | 6-2 | 210 | 5/13/1999 | 1 | South Alabama | Spanish Fort, Ala. | FA-24 |

ROSTER/POSITIONAL

| NO. | NAME | POS. | HT. | WT. | AGE | EXP. | COLLEGE | HOMETOWN | HOW ACQ. |
|-----------------------------|----------------------|------|------|-----|-----|------|----------------------|-----------------------------|-----------------|
| QUARTERBACKS (2) | | | | | | | | | |
| 2 | Malik Willis | QB | 6-1 | 225 | 25 | 3 | Liberty | Roswell, Ga. | T-24 (Ten.) |
| 10 | Jordan Love | QB | 6-4 | 219 | 25 | 5 | Utah State | Bakersfield, Calif. | D1-20 |
| RUNNING BACKS (3) | | | | | | | | | |
| 8 | Josh Jacobs | RB | 5-10 | 223 | 26 | 6 | Alabama | Tulsa, Okla. | UFA (LV)-24 |
| 31 | Emanuel Wilson | RB | 5-10 | 226 | 25 | 2 | Fort Valley State | Huntersville, N.C. | FA-23 |
| 32 | MarShawn Lloyd | RB | 5-9 | 220 | 23 | R | Southern California | Huntersville, Md. | D3a-24 |
| WIDE RECEIVERS (6) | | | | | | | | | |
| 9 | Christian Watson | WR | 6-4 | 208 | 25 | 3 | North Dakota State | Tampa, Fla. | D2-22 |
| 11 | Jayden Reed | WR | 5-11 | 187 | 24 | 2 | Michigan State | Naperville, Ill. | D2b-23 |
| 13 | Dontayvion Wicks | WR | 6-1 | 206 | 23 | 2 | Virginia | Plaquemine, La. | D5b-23 |
| 18 | Malik Heath | WR | 6-2 | 213 | 24 | 2 | Mississippi | Jackson, Miss. | FA-23 |
| 80 | Bo Melton | WR | 5-11 | 189 | 25 | 1 | Rutgers | Egg Harbor City, N.J. | FA-22 (PS-Sea.) |
| 87 | Romeo Doubs | WR | 6-2 | 204 | 24 | 3 | Nevada | Los Angeles, Calif. | D4a-22 |
| TIGHT ENDS (3) | | | | | | | | | |
| 85 | Tucker Kraft | TE | 6-5 | 259 | 23 | 2 | South Dakota State | Timber Lake, S.D. | D3-23 |
| 88 | Luke Musgrave | TE | 6-6 | 253 | 24 | 2 | Oregon State | Bend, Ore. | D2a-23 |
| 89 | Ben Sims | TE | 6-5 | 250 | 24 | 2 | Baylor | San Antonio, Texas | W-23 (Min.) |
| OFFENSIVE LINE (10) | | | | | | | | | |
| 50 | Zach Tom | OL | 6-4 | 304 | 25 | 3 | Wake Forest | Baton Rouge, La. | D4b-22 |
| 62 | Jacob Monk | C/G | 6-3 | 308 | 23 | R | Duke | Wendell, N.C. | D5a-24 |
| 63 | Rasheed Walker | T | 6-6 | 324 | 24 | 3 | Penn State | Waldorf, Md. | D7c-22 |
| 71 | Josh Myers | C/G | 6-5 | 310 | 26 | 4 | Ohio State | Miamisburg, Ohio | D2-21 |
| 73 | Andre Dillard | T | 6-5 | 315 | 28 | 6 | Washington State | Woodinville, Wash. | FA-24 |
| 74 | Elgton Jenkins | G/T | 6-5 | 311 | 28 | 6 | Mississippi State | Clarksdale, Miss. | D2-19 |
| 75 | Sean Rhyan | G | 6-5 | 321 | 23 | 3 | UCLA | San Juan Capistrano, Calif. | D3-22 |
| 76 | Kadeem Telfort | T | 6-7 | 322 | 25 | 1 | UAB | Miami, Fla. | FA-23 |
| 77 | Jordan Morgan | T/G | 6-5 | 311 | 23 | R | Arizona | Tucson, Ariz. | D1-24 |
| 79 | Travis Glover | T | 6-6 | 317 | 24 | R | Georgia State | Vienna, Ga. | D6-24 |
| LINEBACKERS (5) | | | | | | | | | |
| 7 | Quay Walker | LB | 6-4 | 241 | 24 | 3 | Georgia | Cordele, Ga. | D1a-22 |
| 45 | Eric Wilson | LB | 6-1 | 230 | 29 | 8 | Cincinnati | Redford, Mich. | FA-22 (PS-NO) |
| 56 | Edgerrin Cooper | LB | 6-2 | 229 | 22 | R | Texas A&M | Covington, La. | D2a-24 |
| 58 | Isaiah McDuffie | LB | 6-1 | 227 | 25 | 4 | Boston College | Buffalo, N.Y. | D6b-21 |
| 59 | Ty/Ron Hopper | LB | 6-2 | 228 | 23 | R | Missouri | Roswell, Ga. | D3b-24 |
| DEFENSIVE BACKS (10) | | | | | | | | | |
| 20 | Javon Bullard | S | 5-10 | 198 | 22 | R | Georgia | Milledgeville, Ga. | D2b-24 |
| 21 | Eric Stokes | CB | 6-1 | 194 | 25 | 4 | Georgia | Covington, Ga. | D1-21 |
| 23 | Jaire Alexander | CB | 5-10 | 196 | 27 | 7 | Louisville | Mint Hill, N.C. | D1-18 |
| 24 | Carrington Valentine | CB | 6-0 | 189 | 23 | 2 | Kentucky | Cincinnati, Ohio | D7a-23 |
| 25 | Keisean Nixon | CB | 5-10 | 200 | 27 | 6 | South Carolina | Los Angeles, Calif. | FA-22 |
| 26 | Corey Ballentine | CB | 5-11 | 196 | 28 | 6 | Washburn | Tecumseh, Kan. | FA-22 |
| 27 | Kitan Oladapo | S | 6-2 | 216 | 23 | R | Oregon State | Portland, Ore. | D5b-24 |
| 29 | Xavier McKinney | S | 6-0 | 201 | 25 | 5 | Alabama | Roswell, Ga. | UFA (NYG)-24 |
| 33 | Evan Williams | S | 5-11 | 200 | 23 | R | Oregon | Mountain View, Calif. | D4-24 |
| 39 | Zayne Anderson | S | 6-2 | 206 | 27 | 2 | Brigham Young | Stansbury Park, Utah | W-23 (Buf.) |
| DEFENSIVE LINE (11) | | | | | | | | | |
| 52 | Rashan Gary | DL | 6-5 | 277 | 26 | 6 | Michigan | Paramus, N.J. | D1a-19 |
| 53 | Arron Mosby | DL | 6-3 | 250 | 25 | 2 | Fresno State | Sanger, Calif. | W-23 (Car.) |
| 55 | Kingsley Enagbare | DL | 6-4 | 258 | 24 | 3 | South Carolina | Atlanta, Ga. | D5-22 |
| 57 | Brenton Cox Jr. | DL | 6-4 | 250 | 24 | 2 | Florida | Stockbridge, Ga. | FA-23 |
| 90 | Lukas Van Ness | DL | 6-5 | 272 | 23 | 2 | Iowa | Barrington, Ill. | D1-23 |
| 91 | Preston Smith | DL | 6-5 | 265 | 31 | 10 | Mississippi State | Stone Mountain, Ga. | UFA (Was.)-19 |
| 93 | T.J. Slaton | DL | 6-4 | 330 | 26 | 4 | Florida | Plantation, Fla. | D5a-21 |
| 94 | Karl Brooks | DL | 6-3 | 296 | 24 | 2 | Bowling Green | Lansing, Mich. | D6a-23 |
| 95 | Devonte Wyatt | DL | 6-3 | 304 | 26 | 3 | Georgia | Decatur, Ga. | D1b-22 |
| 96 | Colby Wooden | DL | 6-4 | 273 | 23 | 2 | Auburn | Lawrenceville, Ga. | D4-23 |
| 97 | Kenny Clark | DL | 6-3 | 314 | 28 | 9 | UCLA | Rialto, Calif. | D1-16 |
| SPECIALISTS (3) | | | | | | | | | |
| 19 | Daniel Whelan | P | 6-5 | 216 | 25 | 2 | UC Davis | Rancho Mirage, Calif. | FA-23 |
| 42 | Matt Orzech | LS | 6-3 | 245 | 29 | 5 | Azusa Pacific | Menifee, Calif. | UFA (LAR)-23 |
| 44 | Brayden Narveson | K | 5-11 | 209 | 24 | R | North Carolina State | Scottsdale, Ariz. | W-24 (Ten.) |

ROSTER/HOW BUILT

| YEAR | DRAFTEES (34) | FREE AGENTS (8) | COLLEGE FREE AGENTS (4) | TRADES/WAIVERS (5) | PRACTICE SQUAD (2) |
|-------------|---|--|--|--|--|
| 2016 | DL K. Clark (1) | | | | |
| 2018 | CB J. Alexander (1) | | | | |
| 2019 | DL R. Gary (1a) G/T E. Jenkins (2) | DL P. Smith (UFA Was. -19) | | | |
| 2020 | QB J. Love (1) | | | | |
| 2021 | CB E. Stokes (1) C/G J. Myers (2) DL T. Slaton (5a) LB I. McDuffie (6b) | | | | |
| 2022 | LB Q. Walker (1a) DL D. Wyatt (1b) WR C. Watson (2) G S. Rhyan (3) WR R. Doubs (4a) OL Z. Tom (4b) DL K. Enagbare (5) T R. Walker (7c) | CB C. Ballentine (FA-22) CB K. Nixon (FA-22) | | | WR B. Melton (FA-22 PS-Sea.) LB E. Wilson (FA-22 PS-NO) |
| 2023 | DL L. Van Ness (1) TE L. Musgrave (2a) WR J. Reed (2b) TE T. Kraft (3) DL C. Wooden (4) WR D. Wicks (5b) DL K. Brooks (6a) CB C. Valentine (7a) | LS M. Orzech (UFA LAR -23) P D. Whelan (FA-23) | DL B. Cox Jr. (FA-23) WR M. Heath (FA-23) T K. Telfort (FA-23) RB E. Wilson (FA-23) | S Z. Anderson (W-23 Buf.) DL A. Mosby (W-23 Car.) TE B. Sims (W-23 Min.) | |
| 2024 | T/G J. Morgan (1) LB E. Cooper (2a) S J. Bullard (2b) RB M. Lloyd (3a) LB T. Hopper (3b) S E. Williams (4) C/G J. Monk (5a) S K. Dladapo (5b) T T. Glover (6) | T A. Dillard (FA-24) RB J. Jacobs (UFA LV -24) S X. McKinney (UFA NYG -24) | | | K B. Narveson (W-24 Ten.) QB M. Willis (T-24 Ten.) |

DEPTH CHART

Unofficial, Sept. 10, 2024

OFFENSE

| | | | | | |
|------------|----|------------------|-----------|-----------------------|--------------------------------|
| WR: | 9 | Christian Watson | 13 | Dontayvion Wicks | |
| WR: | 87 | Romeo Doubs | 18 | Malik Heath | |
| LT: | 63 | Rasheed Walker | 73 | Andre Dillard | |
| LG: | 74 | Elgton Jenkins | <u>77</u> | <u>Jordan Morgan</u> | |
| C: | 71 | Josh Myers | <u>62</u> | <u>Jacob Monk</u> | |
| RG: | 75 | Sean Rhyan | <u>77</u> | <u>Jordan Morgan</u> | |
| RT: | 50 | Zach Tom | 76 | Kadeem Telfort | <u>79</u> <u>Travis Glover</u> |
| TE: | 88 | Luke Musgrave | 85 | Tucker Kraft | 89 Ben Sims |
| WR: | 11 | Jayden Reed | 80 | Bo Melton | |
| QB: | 10 | Jordan Love | 2 | Malik Willis | |
| RB: | 8 | Josh Jacobs | <u>32</u> | <u>MarShawn Lloyd</u> | 31 Emanuel Wilson |

DEFENSE

| | | | | | |
|------------|-----------|----------------------|-----------|------------------------|--------------------------------|
| DE: | 91 | Preston Smith | 90 | Lukas Van Ness | 57 Brenton Cox Jr. |
| DT: | 97 | Kenny Clark | 95 | Devonte Wyatt | 96 Colby Wooden |
| DT: | 93 | T.J. Slaton | 94 | Karl Brooks | |
| DE: | 52 | Rashan Gary | 55 | Kingsley Enagbare | 53 Arron Mosby |
| LB: | 58 | Isaiah McDuffie | <u>59</u> | <u>Ty'Ron Hopper</u> | |
| LB: | 7 | Quay Walker | <u>59</u> | <u>Ty'Ron Hopper</u> | |
| LB: | 45 | Eric Wilson | <u>56</u> | <u>Edgerrin Cooper</u> | |
| CB: | 23 | Jaire Alexander | 25 | Keisean Nixon | 26 Corey Ballentine |
| CB: | 21 | Eric Stokes | 24 | Carrington Valentine | |
| S: | 29 | Xavier McKinney | 39 | Zayne Anderson | <u>27</u> <u>Kitan Oladapo</u> |
| S: | <u>20</u> | <u>Javon Bullard</u> | <u>33</u> | <u>Evan Williams</u> | |

SPECIAL TEAMS

| | | | | |
|------------|-----------|-------------------------|----|-------------|
| K: | <u>44</u> | <u>Brayden Narveson</u> | | |
| P: | 19 | Daniel Whelan | | |
| H: | 19 | Daniel Whelan | | |
| PR: | 25 | Keisean Nixon | 11 | Jayden Reed |
| KR: | 25 | Keisean Nixon | 11 | Jayden Reed |
| LS: | 42 | Matt Orzech | | |

Rookies are underlined

GAME-BY-GAME STARTERS

2024 REGULAR SEASON

OFFENSE

| DATE | OPPONENT | WR | LT | LG | C | RG | RT | TE | WR | QB | TE | RB |
|-------|-----------------|----------|-----------|------------|----------|----------|--------|-------------|-----------|---------|----------|-----------|
| 9/6 | at Philadelphia | R. Doubs | R. Walker | E. Jenkins | J. Myers | S. Rhyan | Z. Tom | L. Musgrave | C. Watson | J. Love | T. Kraft | J. Jacobs |
| 9/15 | | -- | -- | -- | -- | -- | -- | -- | -- | -- | -- | -- |
| 9/22 | | -- | -- | -- | -- | -- | -- | -- | -- | -- | -- | -- |
| 9/29 | | -- | -- | -- | -- | -- | -- | -- | -- | -- | -- | -- |
| 10/6 | | -- | -- | -- | -- | -- | -- | -- | -- | -- | -- | -- |
| 10/13 | | -- | -- | -- | -- | -- | -- | -- | -- | -- | -- | -- |
| 10/20 | | -- | -- | -- | -- | -- | -- | -- | -- | -- | -- | -- |
| 10/27 | | -- | -- | -- | -- | -- | -- | -- | -- | -- | -- | -- |
| 11/3 | | -- | -- | -- | -- | -- | -- | -- | -- | -- | -- | -- |
| 11/17 | | -- | -- | -- | -- | -- | -- | -- | -- | -- | -- | -- |
| 11/24 | | -- | -- | -- | -- | -- | -- | -- | -- | -- | -- | -- |
| 11/28 | | -- | -- | -- | -- | -- | -- | -- | -- | -- | -- | -- |
| 12/5 | | -- | -- | -- | -- | -- | -- | -- | -- | -- | -- | -- |
| 12/15 | | -- | -- | -- | -- | -- | -- | -- | -- | -- | -- | -- |
| 12/23 | | -- | -- | -- | -- | -- | -- | -- | -- | -- | -- | -- |
| 12/29 | | -- | -- | -- | -- | -- | -- | -- | -- | -- | -- | -- |
| 1/5 | | -- | -- | -- | -- | -- | -- | -- | -- | -- | -- | -- |

2024 REGULAR SEASON

DEFENSE

| DATE | OPPONENT | DE | DT | DT | DE | LB | LB | LB | CB | CB | S | S |
|-------|-----------------|----------|-----------|----------|---------|-----------|-----------|-------------|-----------|--------------|-------------------|-------------|
| 9/6 | at Philadelphia | P. Smith | T. Staton | K. Clark | R. Gary | Q. Walker | E. Wilson | I. McDuffie | E. Stokes | J. Alexander | <u>J. Bullard</u> | X. McKinney |
| 9/15 | | -- | -- | -- | -- | -- | -- | -- | -- | -- | -- | -- |
| 9/22 | | -- | -- | -- | -- | -- | -- | -- | -- | -- | -- | -- |
| 9/29 | | -- | -- | -- | -- | -- | -- | -- | -- | -- | -- | -- |
| 10/6 | | -- | -- | -- | -- | -- | -- | -- | -- | -- | -- | -- |
| 10/13 | | -- | -- | -- | -- | -- | -- | -- | -- | -- | -- | -- |
| 10/20 | | -- | -- | -- | -- | -- | -- | -- | -- | -- | -- | -- |
| 10/27 | | -- | -- | -- | -- | -- | -- | -- | -- | -- | -- | -- |
| 11/3 | | -- | -- | -- | -- | -- | -- | -- | -- | -- | -- | -- |
| 11/17 | | -- | -- | -- | -- | -- | -- | -- | -- | -- | -- | -- |
| 11/24 | | -- | -- | -- | -- | -- | -- | -- | -- | -- | -- | -- |
| 11/28 | | -- | -- | -- | -- | -- | -- | -- | -- | -- | -- | -- |
| 12/5 | | -- | -- | -- | -- | -- | -- | -- | -- | -- | -- | -- |
| 12/15 | | -- | -- | -- | -- | -- | -- | -- | -- | -- | -- | -- |
| 12/23 | | -- | -- | -- | -- | -- | -- | -- | -- | -- | -- | -- |
| 12/29 | | -- | -- | -- | -- | -- | -- | -- | -- | -- | -- | -- |
| 1/5 | | -- | -- | -- | -- | -- | -- | -- | -- | -- | -- | -- |

Rookies underlined.

PLAYER PARTICIPATION

| 2024 REGULAR SEASON GREEN BAY PACKERS PLAYER PARTICIPATION | | | | | | | | | | | | | | | | | | | | | | |
|--|--------|-----|------|------|------|------|-------|-------|-------|------|-------|-------|-------|------|-------|-------|-------|-----|----|----|-----|----|
| PLAYERS | AT PHI | 9/6 | 9/15 | 9/22 | 9/29 | 10/6 | 10/13 | 10/20 | 10/27 | 11/3 | 11/17 | 11/24 | 11/28 | 12/5 | 12/15 | 12/23 | 12/29 | 1/5 | GP | GS | DNP | IN |
| J. Alexander | CB | - | - | - | - | - | - | - | - | - | - | - | - | - | - | - | - | - | 1 | 1 | 0 | 0 |
| D. Alexandre | PS | - | - | - | - | - | - | - | - | - | - | - | - | - | - | - | - | - | 0 | 0 | 0 | 0 |
| Z. Anderson | P | - | - | - | - | - | - | - | - | - | - | - | - | - | - | - | - | - | 1 | 0 | 0 | 0 |
| C. Ballentine | P | - | - | - | - | - | - | - | - | - | - | - | - | - | - | - | - | - | 1 | 0 | 0 | 0 |
| K. Brooks | P | - | - | - | - | - | - | - | - | - | - | - | - | - | - | - | - | - | 1 | 0 | 0 | 0 |
| J. Bullard | S | - | - | - | - | - | - | - | - | - | - | - | - | - | - | - | - | - | 1 | 1 | 0 | 0 |
| K. Clark | DT | - | - | - | - | - | - | - | - | - | - | - | - | - | - | - | - | - | 1 | 1 | 0 | 0 |
| S. Clifford | PS | - | - | - | - | - | - | - | - | - | - | - | - | - | - | - | - | - | 0 | 0 | 0 | 0 |
| E. Cooper | P | - | - | - | - | - | - | - | - | - | - | - | - | - | - | - | - | - | 1 | 0 | 0 | 0 |
| B. Cox Jr. | N | - | - | - | - | - | - | - | - | - | - | - | - | - | - | - | - | - | 0 | 0 | 0 | 1 |
| L. Davis | IR | - | - | - | - | - | - | - | - | - | - | - | - | - | - | - | - | - | 0 | 0 | 0 | 0 |
| T. Davis | IR | - | - | - | - | - | - | - | - | - | - | - | - | - | - | - | - | - | 0 | 0 | 0 | 0 |
| A. Dillard | X | - | - | - | - | - | - | - | - | - | - | - | - | - | - | - | - | - | 0 | 0 | 1 | 0 |
| A. Dillon | IR | - | - | - | - | - | - | - | - | - | - | - | - | - | - | - | - | - | 0 | 0 | 0 | 0 |
| R. Doubs | WR | - | - | - | - | - | - | - | - | - | - | - | - | - | - | - | - | - | 1 | 1 | 0 | 0 |
| K. Enagbare | P | - | - | - | - | - | - | - | - | - | - | - | - | - | - | - | - | - | 1 | 0 | 0 | 0 |
| J. Ester | PS | - | - | - | - | - | - | - | - | - | - | - | - | - | - | - | - | - | 0 | 0 | 0 | 0 |
| J. Ford | IRD | - | - | - | - | - | - | - | - | - | - | - | - | - | - | - | - | - | 0 | 0 | 0 | 0 |
| R. Gary | DE | - | - | - | - | - | - | - | - | - | - | - | - | - | - | - | - | - | 1 | 1 | 0 | 0 |
| T. Glover | N | - | - | - | - | - | - | - | - | - | - | - | - | - | - | - | - | - | 0 | 0 | 0 | 1 |
| R. Goforth | IR | - | - | - | - | - | - | - | - | - | - | - | - | - | - | - | - | - | 0 | 0 | 0 | 0 |
| A. Hale | PS | - | - | - | - | - | - | - | - | - | - | - | - | - | - | - | - | - | 0 | 0 | 0 | 0 |
| M. Heath | N | - | - | - | - | - | - | - | - | - | - | - | - | - | - | - | - | - | 0 | 0 | 0 | 1 |
| J. Hicks | PS | - | - | - | - | - | - | - | - | - | - | - | - | - | - | - | - | - | 0 | 0 | 0 | 0 |
| T. Hopper | P | - | - | - | - | - | - | - | - | - | - | - | - | - | - | - | - | - | 1 | 0 | 0 | 0 |
| J. Jacobs | RB | - | - | - | - | - | - | - | - | - | - | - | - | - | - | - | - | - | 1 | 1 | 0 | 0 |
| E. Jenkins | LG | - | - | - | - | - | - | - | - | - | - | - | - | - | - | - | - | - | 1 | 1 | 0 | 0 |
| D. Jennings | PS | - | - | - | - | - | - | - | - | - | - | - | - | - | - | - | - | - | 0 | 0 | 0 | 0 |
| T. Jones | RET | - | - | - | - | - | - | - | - | - | - | - | - | - | - | - | - | - | 0 | 0 | 0 | 0 |
| K. King | PS | - | - | - | - | - | - | - | - | - | - | - | - | - | - | - | - | - | 0 | 0 | 0 | 0 |
| T. Kraft | TE | - | - | - | - | - | - | - | - | - | - | - | - | - | - | - | - | - | 1 | 1 | 0 | 0 |
| M. Lloyd | GXGI | - | - | - | - | - | - | - | - | - | - | - | - | - | - | - | - | - | 0 | 0 | 0 | 1 |
| J. Love | QB | - | - | - | - | - | - | - | - | - | - | - | - | - | - | - | - | - | 1 | 1 | 0 | 0 |
| I. McDuffie | LB | - | - | - | - | - | - | - | - | - | - | - | - | - | - | - | - | - | 1 | 1 | 0 | 0 |
| X. McKinney | S | - | - | - | - | - | - | - | - | - | - | - | - | - | - | - | - | - | 1 | 1 | 0 | 0 |
| B. Melton | P | - | - | - | - | - | - | - | - | - | - | - | - | - | - | - | - | - | 1 | 0 | 0 | 0 |
| E. Merrifield | X | - | - | - | - | - | - | - | - | - | - | - | - | - | - | - | - | - | 0 | 0 | 1 | 0 |
| J. Monk | P | - | - | - | - | - | - | - | - | - | - | - | - | - | - | - | - | - | 1 | 0 | 0 | 0 |
| J. Morgan | P | - | - | - | - | - | - | - | - | - | - | - | - | - | - | - | - | - | 1 | 0 | 0 | 0 |
| A. Mosby | N | - | - | - | - | - | - | - | - | - | - | - | - | - | - | - | - | - | 0 | 0 | 0 | 1 |
| L. Musgrave | TE | - | - | - | - | - | - | - | - | - | - | - | - | - | - | - | - | - | 1 | 1 | 0 | 0 |
| J. Myers | C | - | - | - | - | - | - | - | - | - | - | - | - | - | - | - | - | - | 1 | 1 | 0 | 0 |
| B. Narveson | P | - | - | - | - | - | - | - | - | - | - | - | - | - | - | - | - | - | 1 | 0 | 0 | 0 |
| K. Nixon | P | - | - | - | - | - | - | - | - | - | - | - | - | - | - | - | - | - | 1 | 0 | 0 | 0 |
| K. Oladapo | P | - | - | - | - | - | - | - | - | - | - | - | - | - | - | - | - | - | 1 | 0 | 0 | 0 |
| M. Orzech | P | - | - | - | - | - | - | - | - | - | - | - | - | - | - | - | - | - | 1 | 0 | 0 | 0 |
| J. Reed | P | - | - | - | - | - | - | - | - | - | - | - | - | - | - | - | - | - | 1 | 0 | 0 | 0 |
| S. Rhyan | RG | - | - | - | - | - | - | - | - | - | - | - | - | - | - | - | - | - | 1 | 1 | 0 | 0 |
| R. Rochell | PS | - | - | - | - | - | - | - | - | - | - | - | - | - | - | - | - | - | 0 | 0 | 0 | 0 |
| C. Russell | PS | - | - | - | - | - | - | - | - | - | - | - | - | - | - | - | - | - | 0 | 0 | 0 | 0 |
| B. Sims | P | - | - | - | - | - | - | - | - | - | - | - | - | - | - | - | - | - | 1 | 0 | 0 | 0 |
| T. Slaton | DT | - | - | - | - | - | - | - | - | - | - | - | - | - | - | - | - | - | 1 | 1 | 0 | 0 |
| L. Smith | PS | - | - | - | - | - | - | - | - | - | - | - | - | - | - | - | - | - | 0 | 0 | 0 | 0 |
| P. Smith | DE | - | - | - | - | - | - | - | - | - | - | - | - | - | - | - | - | - | 1 | 1 | 0 | 0 |
| E. Stokes | CB | - | - | - | - | - | - | - | - | - | - | - | - | - | - | - | - | - | 1 | 1 | 0 | 0 |
| K. Telfort | N | - | - | - | - | - | - | - | - | - | - | - | - | - | - | - | - | - | 0 | 0 | 0 | 1 |
| Z. Tom | RT | - | - | - | - | - | - | - | - | - | - | - | - | - | - | - | - | - | 1 | 1 | 0 | 0 |
| C. Valentine | P | - | - | - | - | - | - | - | - | - | - | - | - | - | - | - | - | - | 1 | 0 | 0 | 0 |
| L. Van Ness | P | - | - | - | - | - | - | - | - | - | - | - | - | - | - | - | - | - | 1 | 0 | 0 | 0 |
| O. Walker | LB | - | - | - | - | - | - | - | - | - | - | - | - | - | - | - | - | - | 1 | 1 | 0 | 0 |
| R. Walker | LT | - | - | - | - | - | - | - | - | - | - | - | - | - | - | - | - | - | 1 | 1 | 0 | 0 |
| C. Watson | WR | - | - | - | - | - | - | - | - | - | - | - | - | - | - | - | - | - | 1 | 1 | 0 | 0 |
| J. Wayne | PS | - | - | - | - | - | - | - | - | - | - | - | - | - | - | - | - | - | 0 | 0 | 0 | 0 |
| D. Whelan | P | - | - | - | - | - | - | - | - | - | - | - | - | - | - | - | - | - | 1 | 0 | 0 | 0 |
| D. Wicks | P | - | - | - | - | - | - | - | - | - | - | - | - | - | - | - | - | - | 1 | 0 | 0 | 0 |
| E. Williams | P | - | - | - | - | - | - | - | - | - | - | - | - | - | - | - | - | - | 1 | 0 | 0 | 0 |
| M. Willis | P | - | - | - | - | - | - | - | - | - | - | - | - | - | - | - | - | - | 1 | 0 | 0 | 0 |
| Emanuel Wilson | P | - | - | - | - | - | - | - | - | - | - | - | - | - | - | - | - | - | 1 | 0 | 0 | 0 |
| Eric Wilson | LB | - | - | - | - | - | - | - | - | - | - | - | - | - | - | - | - | - | 1 | 1 | 0 | 0 |
| C. Wooden | P | - | - | - | - | - | - | - | - | - | - | - | - | - | - | - | - | - | 1 | 0 | 0 | 0 |
| D. Wyatt | P | - | - | - | - | - | - | - | - | - | - | - | - | - | - | - | - | - | 1 | 0 | 0 | 0 |

LEGEND:

CAPS=Starter, N=On Inactive List, P=Player was a substitution, X=DID NOT PLAY, GXGI=INACTIVE/INJURY, NOT=Not on Roster, PS=Practice Squad, IR=Injured Reserve, IRD=Injured Reserve - Designated For Return, RET=Reserve/Retired

WEEKLY INACTIVES

REGULAR SEASON

9/6/24 at Philadelphia: B. Cox Jr., T. Glover, M. Heath, M. Lloyd, A. Mosby, K. Telfort

SEASON TOTALS: B. Cox Jr. (1), T. Glover (1), M. Heath (1), M. Lloyd (1), A. Mosby (1),
K. Telfort (1)



Supplemental Stats



TEAM STATS

GREEN BAY PACKERS / REGULAR SEASON WEEK 1 / THROUGH FRIDAY, SEPTEMBER 6, 2024

| | | | | | |
|----------------------|---|-------|-----------------|--|--------|
| WON 0, LOST 1 | | | | | |
| 09/06 | L | 29-34 | at Philadelphia | | 47,236 |

2024 TEAM STATISTICS

| | GB | OPP. |
|----------------------------------|---------------|---------------|
| FIRST DOWNS | 19 | 25 |
| Rushing | 7 | 8 |
| Passing | 9 | 14 |
| Penalty | 3 | 3 |
| Third Down-Made/Att | 3/11 | 4/14 |
| Third Down Efficiency | 27.3% | 28.6% |
| Fourth Down-Made/Att | 1/1 | 1/1 |
| Fourth Down Efficiency | 100.0% | 100.0% |
| TOTAL NET YARDS | 414 | 410 |
| Avg. Per Game | 414.0 | 410.0 |
| Total Plays | 58 | 74 |
| Avg. Per Play | 7.1 | 5.5 |
| NET YARDS RUSHING | 163 | 144 |
| Avg. Per Game | 163.0 | 144.0 |
| Total Rushes | 21 | 38 |
| Avg. Per Rush | 7.8 | 3.8 |
| NET YARDS PASSING | 251 | 266 |
| Avg. Per Game | 251.0 | 266.0 |
| Sacked/Yards Lost | 2/9 | 2/12 |
| Gross Yards | 260 | 278 |
| Attempts/Completions | 35/17 | 34/20 |
| Pct. of Completion | 48.6% | 58.8% |
| Had Intercepted | 1 | 2 |
| PUNTS/AVERAGE | 2/37.0 | 2/50.5 |
| Net Punting Average | 37.0 | 50.5 |
| PUNT RETURN/AVG. | 0/0 | 0/0 |
| KICKOFF RETURN/AVG. | 1/24.0 | 2/19.0 |
| INTERCEPTION RETURN/AVG. | 2/17.0 | 1/1.0 |
| PENALTIES/YARDS | 10/71 | 7/57 |
| FUMBLE/BALL LOST | 1/0 | 2/1 |
| TOUCHDOWNS | 3 | 4 |
| Rushing | 1 | 2 |
| Passing | 2 | 2 |
| Returns | 0 | 0 |
| EXTRA POINTS/ATTEMPTS | 2/2 | 4/4 |
| TWO POINT CONVERSION/ATT. | 0/1 | 0/0 |
| FIELD GOALS/ATTEMPTS | 3/4 | 2/2 |
| AVG. TIME OF POSSESSION | 27:13 | 32:47 |

| SCORE BY PERIODS | Q1 | Q2 | Q3 | Q4 | OT | PTS |
|------------------|----|----|----|----|----|-----|
| TEAM | 6 | 13 | 7 | 3 | 0 | 29 |
| OPPONENTS | 0 | 17 | 14 | 3 | 0 | 34 |

| SCORING | TD | RU | PA | RT | K-PAT | FG | 2PT | S | PTS |
|------------------|----|----|----|----|-------|-----|-----|---|-----|
| Jayden Reed | 2 | 1 | 1 | 0 | 0/0 | 0/0 | 0 | 0 | 12 |
| Brayden Narveson | 0 | 0 | 0 | 0 | 2/2 | 3/4 | 0 | 0 | 11 |
| Christian Watson | 1 | 0 | 1 | 0 | 0/0 | 0/0 | 0 | 0 | 6 |
| TEAM | 3 | 1 | 2 | 0 | 2/2 | 3/4 | 0 | 0 | 29 |
| OPPONENTS | 4 | 2 | 2 | 0 | 4/4 | 2/2 | 0 | 0 | 34 |

2-PT Conv: Josh Jacobs 0, TM 0-1, OPP 0-0
 SACKS: Rashan Gary 1.0, Keisean Nixon 1.0, TM 2.0, OPP 2.0 FUM/LOST: Josh Jacobs 1/0, TM 1/0, OPP 2/1

| PASSING | ATT | CMP | YDS | CMP% | YDS/ATT | TD | TD% | INT | INT% | LONG | SACK | LOST | RATING |
|--------------|-----|-----|-----|------|---------|----|-----|-----|------|------|------|------|--------|
| Jordan Love | 34 | 17 | 260 | 50.0 | 7.6 | 2 | 5.9 | 1 | 2.9 | 70t | 1 | 5 | 83.0 |
| Malik Willis | 1 | 0 | 0 | 0.0 | 0.0 | 0 | 0.0 | 0 | 0.0 | 0 | 1 | 4 | 39.6 |
| TEAM | 35 | 17 | 260 | 48.6 | 7.4 | 2 | 5.7 | 1 | 2.9 | 70t | 2 | 9 | 80.7 |
| OPPONENTS | 34 | 20 | 278 | 58.8 | 8.2 | 2 | 5.9 | 2 | 5.9 | 67t | 2 | 12 | 80.3 |

| RUSHING | NO. | YDS | AVG | LONG | TD |
|----------------|-----|-----|------|------|----|
| Josh Jacobs | 16 | 84 | 5.3 | 32 | 0 |
| Emanuel Wilson | 4 | 46 | 11.5 | 18 | 0 |
| Jayden Reed | 1 | 33 | 33.0 | 33t | 1 |
| TEAM | 21 | 163 | 7.8 | 33t | 1 |
| OPPONENTS | 38 | 144 | 3.8 | 34 | 2 |

| RECEIVING | TAR | NO. | YDS | AVG | LONG | TD |
|------------------|-----|-----|-----|------|------|----|
| Romeo Doubs | 7 | 4 | 50 | 12.5 | 19 | 0 |
| Jayden Reed | 6 | 4 | 138 | 34.5 | 70t | 1 |
| Christian Watson | 5 | 3 | 13 | 4.3 | 6 | 1 |
| Josh Jacobs | 3 | 2 | 20 | 10.0 | 11 | 0 |
| Tucker Kraft | 3 | 2 | 37 | 18.5 | 29 | 0 |
| Emanuel Wilson | 3 | 2 | 2 | 1.0 | 2 | 0 |
| Luke Musgrave | 2 | 0 | 0 | 0.0 | 0 | 0 |
| Dontayvion Wicks | 3 | 0 | 0 | 0.0 | 0 | 0 |
| TEAM | 32 | 17 | 260 | 15.3 | 70t | 2 |
| OPPONENTS | 29 | 20 | 278 | 13.9 | 67t | 2 |

| INTERCEPTIONS | NO. | YDS | AVG | LONG | TD |
|-----------------|-----|-----|------|------|----|
| Jaire Alexander | 1 | 17 | 17.0 | 17 | 0 |
| Xavier McKinney | 1 | 17 | 17.0 | 17 | 0 |
| TEAM | 2 | 34 | 17.0 | 17 | 0 |
| OPPONENTS | 1 | 1 | 1.0 | 1 | 0 |

| FUMBLES | FUM | LST | FF | REC | TD |
|-------------|-----|-----|----|-----|----|
| Josh Jacobs | 1 | 0 | 0 | 0 | 0 |
| Bo Melton | 0 | 0 | 0 | 1 | 0 |
| TEAM | 1 | 0 | 0 | 1 | 0 |
| OPPONENTS | 2 | 1 | 0 | 0 | 0 |

| PUNTING | NO. | YDS | AVG | NET | TB | IN | LG | B |
|---------------|-----|-----|------|------|----|----|----|---|
| Daniel Whelan | 2 | 74 | 37.0 | 37.0 | 0 | 1 | 41 | 0 |
| TEAM | 2 | 74 | 37.0 | 37.0 | 0 | 1 | 41 | 0 |
| OPPONENTS | 2 | 101 | 50.5 | 50.5 | 0 | 1 | 54 | 0 |

| PUNT RETURNS | RET | FC | YDS | AVG | LONG | TD |
|--------------|-----|----|-----|-----|------|----|
| Jayden Reed | 0 | 2 | 0 | 0.0 | 0 | 0 |
| TEAM | 0 | 2 | 0 | 0.0 | 0 | 0 |
| OPPONENTS | 0 | 1 | 0 | 0.0 | 0 | 0 |

| KICKOFF RETURNS | NO. | YDS | AVG | LONG | TD |
|-----------------|-----|-----|------|------|----|
| Keisean Nixon | 1 | 24 | 24.0 | 24 | 0 |
| TEAM | 1 | 24 | 24.0 | 24 | 0 |
| OPPONENTS | 2 | 38 | 19.0 | 29 | 0 |

| FIELD GOALS | 1-19 | 20-29 | 30-39 | 40-49 | 50+ |
|------------------|------|-------|-------|-------|-----|
| Brayden Narveson | 0/0 | 2/2 | 1/1 | 0/1 | 0/0 |
| TEAM | 0/0 | 2/2 | 1/1 | 0/1 | 0/0 |
| OPPONENTS | 0/0 | 1/1 | 1/1 | 0/0 | 0/0 |

Brayden Narveson: (31G, 23G, 43RU, 26G)
 OPP: (38G, 21G)

DEFENSIVE STATS

2024 REGULAR SEASON GREEN BAY PACKERS DEFENSIVE STATS (THROUGH WEEK 1)

| PLAYER | TKL. | AST. | COMB | TFL | SACKS/SK. | YDS. | QBH | FR | FF | INT./YDS. | PD |
|---------------|-----------|-----------|-----------|----------|-----------------|----------|----------|----------|----------|-------------|----------|
| J. Bullard | 7 | 4 | 11 | 0 | 0.0/0.0 | 0 | 0 | 0 | 0 | 0/0 | 0 |
| Q. Walker | 7 | 4 | 11 | 1 | 0.0/0.0 | 0 | 0 | 0 | 0 | 0/0 | 0 |
| K. Nixon | 6 | 1 | 7 | 2 | 1.0/6.0 | 2 | 0 | 0 | 0 | 0/0 | 1 |
| I. McDuffie | 3 | 3 | 6 | 0 | 0.0/0.0 | 1 | 0 | 0 | 0 | 0/0 | 0 |
| T. Slaton | 1 | 4 | 5 | 0 | 0.0/0.0 | 0 | 0 | 0 | 0 | 0/0 | 0 |
| J. Alexander | 4 | 0 | 4 | 0 | 0.0/0.0 | 0 | 0 | 0 | 0 | 1/17 | 2 |
| X. McKinney | 3 | 1 | 4 | 0 | 0.0/0.0 | 0 | 0 | 0 | 0 | 1/17 | 1 |
| E. Wilson | 3 | 1 | 4 | 2 | 0.0/0.0 | 0 | 0 | 0 | 0 | 0/0 | 0 |
| K. Brooks | 2 | 2 | 4 | 0 | 0.0/0.0 | 0 | 0 | 0 | 0 | 0/0 | 0 |
| E. Cooper | 2 | 1 | 3 | 0 | 0.0/0.0 | 0 | 0 | 0 | 0 | 0/0 | 1 |
| R. Gary | 1 | 2 | 3 | 1 | 1.0/6.0 | 2 | 0 | 0 | 0 | 0/0 | 1 |
| L. Van Ness | 2 | 0 | 2 | 0 | 0.0/0.0 | 0 | 0 | 0 | 0 | 0/0 | 0 |
| K. Clark | 1 | 1 | 2 | 0 | 0.0/0.0 | 0 | 0 | 0 | 0 | 0/0 | 0 |
| P. Smith | 1 | 1 | 2 | 0 | 0.0/0.0 | 0 | 0 | 0 | 0 | 0/0 | 0 |
| E. Stokes | 1 | 1 | 2 | 0 | 0.0/0.0 | 0 | 0 | 0 | 0 | 0/0 | 0 |
| D. Wyatt | 1 | 0 | 1 | 1 | 0.0/0.0 | 0 | 1 | 0 | 0 | 0/0 | 0 |
| TOTALS | 45 | 26 | 71 | 7 | 2.0/12.0 | 5 | 1 | 0 | 0 | 2/34 | 6 |

DEFENSIVE SCORES

INT (0)

FR (0)

Safety (0)

SPECIAL TEAMS BIG PLAYS

FR (0)

REGULAR SEASON DEFENSIVE AND SPECIAL TEAMS STATISTICS ARE BASED ON PRESS BOX STATISTICS.

SPECIAL TEAMS STATS

| 2024 REGULAR SEASON SPECIAL TEAMS STATS | | | | | | | | |
|---|----------|----------|----------|-------------|------------|----------|----------|-----------|
| PLAYER | TACKLES | SOLO | ASSISTS | FOR FUMBLES | FUMBLE REC | BLKD FG | BLKD PAT | BLKD PUNT |
| Zayne Anderson | 1 | 1 | 0 | 0 | 0 | 0 | 0 | 0 |
| Edgerrin Cooper | 1 | 1 | 0 | 0 | 0 | 0 | 0 | 0 |
| 2024 TOTALS | 2 | 2 | 0 | 0 | 0 | 0 | 0 | 0 |
| OPPONENTS | 2 | 1 | 1 | 0 | 0 | 0 | 0 | 0 |

WEEK-BY-WEEK NFL RANKINGS

| 2024 REGULAR SEASON | | | | | | | | | |
|---------------------|-----------------|---------|------|------|----------------|---------|------|------|----------------|
| | | OFFENSE | | | | DEFENSE | | | |
| DATE | OPPONENT | TOTAL | RUSH | PASS | *POINTS SCORED | TOTAL | RUSH | PASS | *POINTS SCORED |
| 09/06 | at Philadelphia | 3 | T-7 | 7 | T-7 | 29 | 23 | 27 | T-29 |

*Points per game

OPPONENT STATS

INDIANAPOLIS COLTS / REGULAR SEASON WEEK 17 THROUGH SUNDAY, SEPTEMBER 8, 2024

| WON | O | LOST | 1 |
|-------|---|-------|---------|
| 09/08 | L | 27-29 | Houston |
| | | | 65,306 |

2024 TEAM STATISTICS

| | IND | OPP. |
|----------------------------------|---------------|---------------|
| FIRST DOWNS | 14 | 26 |
| Rushing | 9 | 11 |
| Passing | 4 | 13 |
| Penalty | 1 | 2 |
| Third Down-Made/Att | 5/10 | 7/14 |
| Third Down Efficiency | 50.0% | 50.0% |
| Fourth Down-Made/Att | 1/2 | 2/2 |
| Fourth Down Efficiency | 50.0% | 100.0% |
| TOTAL NET YARDS | 303 | 417 |
| Avg. Per Game | 303.0 | 417.0 |
| Total Plays | 43 | 76 |
| Avg. Per Play | 7.0 | 5.5 |
| NET YARDS RUSHING | 104 | 213 |
| Avg. Per Game | 104.0 | 213.0 |
| Total Rushes | 22 | 40 |
| Avg. Per Rush | 4.7 | 5.3 |
| NET YARDS PASSING | 199 | 204 |
| Avg. Per Game | 199.0 | 204.0 |
| Sacked/Yards Lost | 2/13 | 4/30 |
| Gross Yards | 212 | 234 |
| Attempts/Completions | 19/9 | 32/24 |
| Pct. of Completion | 47.4% | 75.0% |
| Had Intercepted | 1 | 0 |
| PUNTS/AVERAGE | 3/50.7 | 1/56.0 |
| Net Punting Average | 50.7 | 28.0 |
| PUNT RETURN/AVG. | 0/0 | 0/0 |
| KICKOFF RETURN/AVG. | 4/27.3 | 0/0 |
| INTERCEPTION RETURN/AVG. | 0/0.0 | 1/0.0 |
| PENALTIES/YARDS | 4/20 | 5/30 |
| FUMBLES/BALL LOST | 0/0 | 0/0 |
| TOUCHDOWNS | 4 | 3 |
| Rushing | 2 | 1 |
| Passing | 2 | 2 |
| Returns | 0 | 0 |
| EXTRA POINTS/ATTEMPTS | 3/3 | 2/2 |
| TWO POINT CONVERSION/ATT. | 0/1 | 0/1 |
| FIELD GOALS/ATTEMPTS | 0/0 | 3/3 |
| AVG. TIME OF POSSESSION | 20:00 | 40:00 |

| SCORE BY PERIODS | Q1 | Q2 | Q3 | Q4 | OT | PTS |
|------------------|----|----|----|----|----|-----|
| TEAM | 7 | 0 | 6 | 14 | 0 | 27 |
| OPPONENTS | 6 | 6 | 3 | 14 | 0 | 29 |

| SCORING | TD | RU | PA | RT | K-PAT | FG | 2PT | S | PTS |
|---------------|----|----|----|----|-------|-----|-----|---|-----|
| A. Dulin | 1 | 0 | 1 | 0 | 0/0 | 0/0 | 0 | 0 | 6 |
| A. Pierce | 1 | 0 | 1 | 0 | 0/0 | 0/0 | 0 | 0 | 6 |
| A. Richardson | 1 | 1 | 0 | 0 | 0/0 | 0/0 | 0 | 0 | 6 |
| J. Taylor | 1 | 1 | 0 | 0 | 0/0 | 0/0 | 0 | 0 | 6 |
| S. Shrader | 0 | 0 | 0 | 0 | 3/3 | 0/0 | 0 | 0 | 3 |
| TEAM | 4 | 2 | 2 | 0 | 3/3 | 0/0 | 0 | 0 | 27 |
| OPPONENTS | 3 | 1 | 2 | 0 | 2/2 | 3/3 | 0 | 0 | 29 |

2-PT Conv: J. Taylor 0, TM 0-1, OPP 0-1

SACKS: D. Buckner 1.5, T. Lewis 1.0, K. Payne 1.0, D. Odeyngbo 0.5, TM 4.0, OPP 2.0
TM 0/0, OPP 0/0

| PASSING | ATT | CMP | YDS | CMP% | YDS/ATT | TD | TD% | INT | INT% | LONG | SACK | LOST | RATING |
|---------------|-----|-----|-----|------|---------|----|------|-----|------|------|------|------|--------|
| A. Richardson | 19 | 9 | 212 | 47.4 | 11.2 | 2 | 10.5 | 1 | 5.3 | 60t | 2 | 13 | 101.2 |
| TEAM | 19 | 9 | 212 | 47.4 | 11.2 | 2 | 10.5 | 1 | 5.3 | 60t | 2 | 13 | 101.2 |
| OPPONENTS | 32 | 24 | 234 | 75.0 | 7.3 | 2 | 6.3 | 0 | 0.0 | 55 | 4 | 30 | 115.9 |

| RUSHING | NO. | YDS | AVG | LONG | TD |
|---------------|-----|-----|-----|------|----|
| A. Richardson | 6 | 56 | 9.3 | 19 | 1 |
| J. Taylor | 16 | 48 | 3.0 | 7 | 1 |
| TEAM | 22 | 104 | 4.7 | 19 | 2 |
| OPPONENTS | 40 | 213 | 5.3 | 17 | 1 |

| RECEIVING | TAR | NO. | YDS | AVG | LONG | TD |
|----------------|-----|-----|-----|------|------|----|
| M. Pittman Jr. | 8 | 4 | 31 | 7.8 | 13 | 0 |
| A. Mitchell | 5 | 1 | 2 | 2.0 | 2 | 0 |
| A. Pierce | 3 | 3 | 125 | 41.7 | 60t | 1 |
| A. Dulin | 1 | 1 | 54 | 54.0 | 54t | 1 |
| M. Alle-Cox | 1 | 0 | 0 | 0.0 | 0 | 0 |
| K. Granson | 1 | 0 | 0 | 0.0 | 0 | 0 |
| TEAM | 19 | 9 | 212 | 23.6 | 60t | 2 |
| OPPONENTS | 31 | 24 | 234 | 9.8 | 55 | 2 |

| INTERCEPTIONS | NO. | YDS | AVG | LONG | TD |
|---------------|-----|-----|-----|------|----|
| OPPONENTS | 1 | 0 | 0.0 | 0 | 0 |

| FUMBLES | FUM | LST | FF | REC | TD |
|-----------|-----|-----|-----|-----|----|
| OPPONENTS | 1 | 0 | 0.0 | 0 | 0 |

| PUNTING | NO. | YDS | AVG | NET | TB | IN | LG | B |
|------------|-----|-----|------|------|----|----|----|---|
| R. Sanchez | 3 | 152 | 50.7 | 50.7 | 0 | 3 | 58 | 0 |
| TEAM | 3 | 152 | 50.7 | 50.7 | 0 | 3 | 58 | 0 |
| OPPONENTS | 1 | 56 | 56.0 | 28.0 | 0 | 0 | 56 | 1 |

| PUNT RETURNS | RET | FC | YDS | AVG | LONG | TD |
|--------------|-----|----|-----|-----|------|----|
| A. Gould | 0 | 1 | 0 | 0.0 | 0 | 0 |
| TEAM | 0 | 1 | 0 | 0.0 | 0 | 0 |
| OPPONENTS | 0 | 2 | 0 | 0.0 | 0 | 0 |

| KICKOFF RETURNS | NO. | YDS | AVG | LONG | TD |
|-----------------|-----|-----|------|------|----|
| A. Gould | 4 | 109 | 27.3 | 32 | 0 |
| TEAM | 4 | 109 | 27.3 | 32 | 0 |

| FIELD GOALS | 1-19 | 20-29 | 30-39 | 40-49 | 50+ |
|-------------|------|-------|-------|-------|-----|
| S. Shrader | 0/0 | 0/0 | 0/0 | 0/0 | 0/0 |
| TEAM | 0/0 | 0/0 | 0/0 | 0/0 | 0/0 |
| OPPONENTS | 0/0 | 0/0 | 0/0 | 0/0 | 3/3 |

S. Shrader (-)
OPP: (51G, 50G, 51G)

STATS MATCH-UP: PLAYERS

| GREEN BAY | | | INDIANAPOLIS | | |
|--------------------------|------------------------------------|-------------------|--------------------------|--|--------------------|
| | PLAYER | STAT | | PLAYER | STAT |
| OFFENSIVE | | | OFFENSIVE | | |
| Passing Yards | Jordan Love | 260 | Passing Yards | Anthony Richardson | 212 |
| Passing Attempts | Jordan Love | 34 | Passing Attempts | Anthony Richardson | 19 |
| Passing Completions | Jordan Love | 17 | Passing Completions | Anthony Richardson | 9 |
| Completion Pct. | Jordan Love | 50.0% | Completion Pct. | Anthony Richardson | 47.4% |
| Passing TDs | Jordan Love | 2 | Passing TDs | Anthony Richardson | 2 |
| Rushing Yards | Josh Jacobs | 84 | Rushing Yards | Anthony Richardson | 56 |
| Rushing Avg. | Emanuel Wilson | 12 | Rushing Avg. | Anthony Richardson | 9 |
| Rushing TDs | Jayden Reed | 1 | Rushing TDs | Jonathan Taylor Anthony Richardson | 1 |
| Receptions | Romeo Doubs Jayden Reed | 4 | Receptions | Michael Pittman Jr. | 4 |
| Receiving Yards | Jayden Reed | 138 | Receiving Yards | Alec Pierce | 125 |
| Avg. Yards-Per-Rec | Jayden Reed | 34.5 | Avg. Yards-Per-Rec | Alec Pierce | 41.7 |
| Receiving TDs | Jayden Reed Christian Watson | 1 | Receiving TDs | Alec Pierce Ashton Dulin | 1 |
| Points | Jayden Reed | 12 | Points | Ashton Dulin Alec Pierce Anthony Richardson Jonathan Taylor | 6 |
| DEFENSIVE | | | DEFENSIVE | | |
| Sacks/Yards | Rashan Gary Keisean Nixon | 1.0/6.0 | Sacks/Yards | DeForest Buckner | 1.5/12.0 |
| Int/Yards/Longest | Jaire Alexander Xavier McKinney | 1/17/17 | Solo/Assists/Tackles | Nick Cross | 8/6/14 |
| Solo/Assists/Tackles | Quay Walker Javon Bullard | 7/4/11 | Quarterback Hits | Kwity Paye DeForest Buckner Dayo Odeyingbo | 2 |
| FF/FR | Devonte Wyatt | 1/0 | Passes Defensed | Jaylon Jones | 1 |
| Quarterback Hits | Keisean Nixon Rashan Gary | 2 | Tackles for Loss | Kwity Paye Jaylon Jones Tyquan Lewis | 1 |
| Passes Defensed | Jaire Alexander | 2 | SPECIAL TEAMS | | |
| Tackles for Loss | Keisean Nixon Eric Wilson | 2 | KO Returns | Anthony Gould | 4 |
| SPECIAL TEAMS | | | KO Returns Yards (avg) | Anthony Gould | 109 (27.3) |
| ST Tackles | Zayne Anderson Edgerrin Cooper | 1 | Punts | Rigoberto Sanchez | 3 |
| KO Returns | Keisean Nixon | 1 | Punt Yards (Avg/Net Avg) | Rigoberto Sanchez | 152 (50.7/50.7) |
| KO Returns Yards (avg) | Keisean Nixon | 24 (24.0) | | | |
| Field Goals Made/Att | Brayden Narveson | 3/4 (75.0%) | | | |
| Punts | Daniel Whelan | 2 | | | |
| Punt Yards (Avg/Net Avg) | Daniel Whelan | 74 (37.0/37.0) | | | |

OFFENSE - TEAM STATS - GAME-BY-GAME

2024 REGULAR SEASON PACKERS GAME-BY-GAME OFFENSE

| | 09/06 @ PHI | 09/15 IND | 09/22 @ TEN | 09/29 MIN | 10/06 @ LAR | 10/13 ARI | 10/20 HOU | 10/27 @ JAX | 11/03 DET | 11/17 @ CHI | 11/24 SF | 11/28 MIA | 12/05 @ DET | 12/15 @ SEA | 12/23 NO | 12/29 @ MIN | 01/05 CHI | Totals |
|---------------------|-------------------|--------------|-------------------|--------------|-------------------|--------------|--------------|-------------------|--------------|-------------------|-------------|--------------|-------------------|-------------------|-------------|-------------------|--------------|--------|
| FIRST DOWNS | | | | | | | | | | | | | | | | | | |
| Total | 19 | | | | | | | | | | | | | | | | | 19 |
| Rushing | 7 | | | | | | | | | | | | | | | | | 7 |
| Passing | 9 | | | | | | | | | | | | | | | | | 9 |
| Penalty | 3 | | | | | | | | | | | | | | | | | 3 |
| THIRD DOWNS | | | | | | | | | | | | | | | | | | |
| Attempts | 11 | | | | | | | | | | | | | | | | | 11 |
| Converted | 3 | | | | | | | | | | | | | | | | | 3 |
| Percentage | 27.3% | | | | | | | | | | | | | | | | | 27.3% |
| FOURTH DOWNS | | | | | | | | | | | | | | | | | | |
| Attempts | 1 | | | | | | | | | | | | | | | | | 1 |
| Converted | 1 | | | | | | | | | | | | | | | | | 1 |
| Percentage | 100.0% | | | | | | | | | | | | | | | | | 100.0% |
| TOT. OFFENSE | | | | | | | | | | | | | | | | | | |
| Net Yards | 414 | | | | | | | | | | | | | | | | | 414 |
| Plays | 58 | | | | | | | | | | | | | | | | | 58 |
| Avg./Play | 7.1 | | | | | | | | | | | | | | | | | 7.1 |
| RUSHING | | | | | | | | | | | | | | | | | | |
| Net Yards | 163 | | | | | | | | | | | | | | | | | 163 |
| Rush. Att. | 21 | | | | | | | | | | | | | | | | | 21 |
| Avg./Att. | 7.8 | | | | | | | | | | | | | | | | | 7.8 |
| PASSING | | | | | | | | | | | | | | | | | | |
| Net Yards | 251 | | | | | | | | | | | | | | | | | 251 |
| Attempts | 35 | | | | | | | | | | | | | | | | | 35 |
| Completions | 17 | | | | | | | | | | | | | | | | | 17 |
| Intercepted | 1 | | | | | | | | | | | | | | | | | 1 |
| Gross Yards | 260 | | | | | | | | | | | | | | | | | 260 |
| Sacked | 2.0 | | | | | | | | | | | | | | | | | 2.0 |
| Yards Lost | 9 | | | | | | | | | | | | | | | | | 9 |
| ADVANCES | | | | | | | | | | | | | | | | | | |
| Rushes | 21 | | | | | | | | | | | | | | | | | 21 |
| Completions | 17 | | | | | | | | | | | | | | | | | 17 |
| Totals | 38 | | | | | | | | | | | | | | | | | 38 |
| Total Drives | 11 | | | | | | | | | | | | | | | | | 11 |
| PENALTIES | | | | | | | | | | | | | | | | | | |
| Number | 10 | | | | | | | | | | | | | | | | | 10 |
| Yards | 71 | | | | | | | | | | | | | | | | | 71 |
| FUMBLES | | | | | | | | | | | | | | | | | | |
| Number | 1 | | | | | | | | | | | | | | | | | 1 |
| Lost | 0 | | | | | | | | | | | | | | | | | 0 |
| PUNTING | | | | | | | | | | | | | | | | | | |
| Yards | 74 | | | | | | | | | | | | | | | | | 74 |
| Punts | 2 | | | | | | | | | | | | | | | | | 2 |
| Net Avg. | 37.0 | | | | | | | | | | | | | | | | | 37.0 |
| Gross Avg. | 37.0 | | | | | | | | | | | | | | | | | 37.0 |
| SCORING | | | | | | | | | | | | | | | | | | |
| Points | 29 | | | | | | | | | | | | | | | | | 29 |
| Q1 | 6 | | | | | | | | | | | | | | | | | 6 |
| Q2 | 13 | | | | | | | | | | | | | | | | | 13 |
| Q3 | 7 | | | | | | | | | | | | | | | | | 7 |
| Q4 | 3 | | | | | | | | | | | | | | | | | 3 |
| OT | 0 | | | | | | | | | | | | | | | | | 0 |
| TD Rushing | 1 | | | | | | | | | | | | | | | | | 1 |
| TD Passing | 2 | | | | | | | | | | | | | | | | | 2 |
| TD KO Returns | 0 | | | | | | | | | | | | | | | | | 0 |
| TD Punt Returns | 0 | | | | | | | | | | | | | | | | | 0 |
| TD Sp. Teams | 0 | | | | | | | | | | | | | | | | | 0 |
| TD Def. Returns | 0 | | | | | | | | | | | | | | | | | 0 |
| FG Attempts | 4 | | | | | | | | | | | | | | | | | 4 |
| FG Made | 3 | | | | | | | | | | | | | | | | | 3 |
| Safety | 0 | | | | | | | | | | | | | | | | | 0 |
| 2-Pt Attempts | 1 | | | | | | | | | | | | | | | | | 1 |
| 2-Pt Made | 0 | | | | | | | | | | | | | | | | | 0 |
| TOP | 27:13 | | | | | | | | | | | | | | | | | 27:13 |

DEFENSE - TEAM STATS - GAME-BY-GAME

2024 REGULAR SEASON PACKERS GAME-BY-GAME DEFENSE

| | 09/06 @ PHI | 09/15 IND | 09/22 @ TEN | 09/29 MIN | 10/06 @ LAR | 10/13 ARI | 10/20 HOU | 10/27 @ JAX | 11/03 DET | 11/17 @ CHI | 11/24 SF | 11/28 MIA | 12/05 @ DET | 12/15 @ SEA | 12/23 NO | 12/29 @ MIN | 01/05 CHI | Totals | |
|---------------------|-------------------|--------------|-------------------|--------------|-------------------|--------------|--------------|-------------------|--------------|-------------------|-------------|--------------|-------------------|-------------------|-------------|-------------------|--------------|--------|--------|
| FIRST DOWNS | | | | | | | | | | | | | | | | | | | |
| Total | 25 | | | | | | | | | | | | | | | | | | 25 |
| Rushing | 8 | | | | | | | | | | | | | | | | | | 8 |
| Passing | 14 | | | | | | | | | | | | | | | | | | 14 |
| Penalty | 3 | | | | | | | | | | | | | | | | | | 3 |
| THIRD DOWNS | | | | | | | | | | | | | | | | | | | |
| Attempts | 14 | | | | | | | | | | | | | | | | | | 14 |
| Converted | 4 | | | | | | | | | | | | | | | | | | 4 |
| Percentage | 28.6% | | | | | | | | | | | | | | | | | | 28.6% |
| FOURTH DOWNS | | | | | | | | | | | | | | | | | | | |
| Attempts | 1 | | | | | | | | | | | | | | | | | | 1 |
| Converted | 1 | | | | | | | | | | | | | | | | | | 1 |
| Percentage | 100.0% | | | | | | | | | | | | | | | | | | 100.0% |
| TOT. OFFENSE | | | | | | | | | | | | | | | | | | | |
| Net Yards | 410 | | | | | | | | | | | | | | | | | | 410 |
| Plays | 74 | | | | | | | | | | | | | | | | | | 74 |
| Avg./Play | 5.5 | | | | | | | | | | | | | | | | | | 5.5 |
| RUSHING | | | | | | | | | | | | | | | | | | | |
| Net Yards | 144 | | | | | | | | | | | | | | | | | | 144 |
| Rush. Att. | 38 | | | | | | | | | | | | | | | | | | 38 |
| Avg./Att. | 3.8 | | | | | | | | | | | | | | | | | | 3.8 |
| PASSING | | | | | | | | | | | | | | | | | | | |
| Net Yards | 266 | | | | | | | | | | | | | | | | | | 266 |
| Attempts | 34 | | | | | | | | | | | | | | | | | | 34 |
| Completions | 20 | | | | | | | | | | | | | | | | | | 20 |
| Intercepted | 2 | | | | | | | | | | | | | | | | | | 2 |
| Gross Yards | 278 | | | | | | | | | | | | | | | | | | 278 |
| Sacked | 2.0 | | | | | | | | | | | | | | | | | | 2.0 |
| Yards Lost | 12 | | | | | | | | | | | | | | | | | | 12 |
| ADVANCES | | | | | | | | | | | | | | | | | | | |
| Rushes | 38 | | | | | | | | | | | | | | | | | | 38 |
| Completions | 20 | | | | | | | | | | | | | | | | | | 20 |
| Totals | 58 | | | | | | | | | | | | | | | | | | 58 |
| Total Drives | 11 | | | | | | | | | | | | | | | | | | 11 |
| PENALTIES | | | | | | | | | | | | | | | | | | | |
| Number | 7 | | | | | | | | | | | | | | | | | | 7 |
| Yards | 57 | | | | | | | | | | | | | | | | | | 57 |
| FUMBLES | | | | | | | | | | | | | | | | | | | |
| Number | 2 | | | | | | | | | | | | | | | | | | 2 |
| Lost | 1 | | | | | | | | | | | | | | | | | | 1 |
| PUNTING | | | | | | | | | | | | | | | | | | | |
| Yards | 101 | | | | | | | | | | | | | | | | | | 101 |
| Punts | 2 | | | | | | | | | | | | | | | | | | 2 |
| Net Avg. | 50.5 | | | | | | | | | | | | | | | | | | 50.5 |
| Gross Avg. | 50.5 | | | | | | | | | | | | | | | | | | 50.5 |
| SCORING | | | | | | | | | | | | | | | | | | | |
| Points | 34 | | | | | | | | | | | | | | | | | | 34 |
| Q1 | 0 | | | | | | | | | | | | | | | | | | 0 |
| Q2 | 17 | | | | | | | | | | | | | | | | | | 17 |
| Q3 | 14 | | | | | | | | | | | | | | | | | | 14 |
| Q4 | 3 | | | | | | | | | | | | | | | | | | 3 |
| OT | 0 | | | | | | | | | | | | | | | | | | 0 |
| TD Rushing | 2 | | | | | | | | | | | | | | | | | | 2 |
| TD Passing | 2 | | | | | | | | | | | | | | | | | | 2 |
| TD KO Returns | 0 | | | | | | | | | | | | | | | | | | 0 |
| TD Punt Returns | 0 | | | | | | | | | | | | | | | | | | 0 |
| TD Sp. Teams | 0 | | | | | | | | | | | | | | | | | | 0 |
| TD Def. Returns | 0 | | | | | | | | | | | | | | | | | | 0 |
| FG Attempts | 2 | | | | | | | | | | | | | | | | | | 2 |
| FG Made | 2 | | | | | | | | | | | | | | | | | | 2 |
| Safety | 0 | | | | | | | | | | | | | | | | | | 0 |
| 2-Pt Attempts | 0 | | | | | | | | | | | | | | | | | | 0 |
| 2-Pt Made | 0 | | | | | | | | | | | | | | | | | | 0 |
| TOP | 32:47 | | | | | | | | | | | | | | | | | | 32:47 |

SACKS / QB HITS / PASSES DEFENSED

2024 REGULAR SEASON

| QUARTERBACK SACKS | | | | |
|-------------------|-----------------|------------|-----------|---|
| DATE | OPPONENT | SACKS | YARDS | PLAYERS |
| 09/06 | at Philadelphia | 2.0 | 12 | Rashan Gary 1.0-6.0, Keisean Nixon 1.0-6.0 |
| 09/15 | Indianapolis | -- | -- | -- |
| 09/22 | at Tennessee | -- | -- | -- |
| 09/29 | Minnesota | -- | -- | -- |
| 10/06 | at L.A. Rams | -- | -- | -- |
| 10/13 | Arizona | -- | -- | -- |
| 10/20 | Houston | -- | -- | -- |
| 10/27 | at Jacksonville | -- | -- | -- |
| 11/03 | Detroit | -- | -- | -- |
| 11/17 | at Chicago | -- | -- | -- |
| 11/24 | San Francisco | -- | -- | -- |
| 11/28 | Miami | -- | -- | -- |
| 12/05 | at Detroit | -- | -- | -- |
| 12/15 | at Seattle | -- | -- | -- |
| 12/23 | New Orleans | -- | -- | -- |
| 12/29 | at Minnesota | -- | -- | -- |
| 01/05 | Chicago | -- | -- | -- |
| TOTALS | | 2.0 | 12 | RASHAN GARY 1.0-6.0, KEISEAN NIXON 1.0-6.0 |

| QUARTERBACK HITS | | | |
|------------------|-----------------|----------|--|
| DATE | OPPONENT | QBH | PLAYERS |
| 09/06 | at Philadelphia | 5 | Rashan Gary 2, Keisean Nixon 2, Isaiah McDuffie 1 |
| 09/15 | Indianapolis | -- | -- |
| 09/22 | at Tennessee | -- | -- |
| 09/29 | Minnesota | -- | -- |
| 10/06 | at L.A. Rams | -- | -- |
| 10/13 | Arizona | -- | -- |
| 10/20 | Houston | -- | -- |
| 10/27 | at Jacksonville | -- | -- |
| 11/03 | Detroit | -- | -- |
| 11/17 | at Chicago | -- | -- |
| 11/24 | San Francisco | -- | -- |
| 11/28 | Miami | -- | -- |
| 12/05 | at Detroit | -- | -- |
| 12/15 | at Seattle | -- | -- |
| 12/23 | New Orleans | -- | -- |
| 12/29 | at Minnesota | -- | -- |
| 01/05 | Chicago | -- | -- |
| TOTALS | | 5 | RASHAN GARY 2, KEISEAN NIXON 2, ISAJAH MCDUFFIE 1 |

| PASSES DEFENSED | | | |
|-----------------|-----------------|----------|--|
| DATE | OPPONENT | PD | PLAYERS |
| 09/06 | at Philadelphia | 6 | Jaire Alexander 2, Edgerrin Cooper 1, Rashan Gary 1, Xavier McKinney 1, Keisean Nixon 1 |
| 09/15 | Indianapolis | -- | -- |
| 09/22 | at Tennessee | -- | -- |
| 09/29 | Minnesota | -- | -- |
| 10/06 | at L.A. Rams | -- | -- |
| 10/13 | Arizona | -- | -- |
| 10/20 | Houston | -- | -- |
| 10/27 | at Jacksonville | -- | -- |
| 11/03 | Detroit | -- | -- |
| 11/17 | at Chicago | -- | -- |
| 11/24 | San Francisco | -- | -- |
| 11/28 | Miami | -- | -- |
| 12/05 | at Detroit | -- | -- |
| 12/15 | at Seattle | -- | -- |
| 12/23 | New Orleans | -- | -- |
| 12/29 | at Minnesota | -- | -- |
| 01/05 | Chicago | -- | -- |
| TOTALS | | 6 | JAIRE ALEXANDER 2, EDGERRIN COOPER 1, RASHAN GARY 1, XAVIER MCKINNEY 1, KEISEAN NIXON 1 |

INTERCEPTIONS - FUMBLES

INTERCEPTIONS (AS OF SEP 10, 2024, 11:04 AM CDT) 2024 : REGULAR SEASON

| PACKERS INTERCEPTIONS | | |
|-----------------------|----------|---------------------------|
| PLAYERS | TIMES | WHERE/WHEN |
| Jaire Alexander | 1 | 1 at Philadelphia - (9/6) |
| Xavier McKinney | 1 | 1 at Philadelphia - (9/6) |
| 2024 TOTALS | 2 | |

(AS OF SEP 10, 2024, 11:04 AM CDT) 2024 : REGULAR SEASON

| PLAYER | FUMBLES | LOST | OWN RECOVERED | OWN REC YARDS | FUMBLED GAMES |
|--------------------|----------|----------|---------------|---------------|----------------------------|
| Josh Jacobs | 1 | 0 | 0 | 0 | 0 - at Philadelphia (9/6); |
| Bo Melton | 0 | 0 | 1 | 0 | 0 - at Philadelphia (9/6); |
| 2024 TOTALS | 1 | 0 | 1 | 0 | -- |

INDIVIDUAL GXG STATS: PASSING

2024 REGULAR SEASON INDIVIDUAL GAME-BY-GAME STATS

| PASSING: | | JORDAN LOVE | | | | | | | | | | | | |
|----------------------|-----------------|-------------|------------|--------------|--------------|------------|-------------|-----------|-------------|-----------|-------------|------------|---------------|-------------|
| DATE | OPP. | ATT | CMP | YDS | CMP% | Y/A | Y/C | TD | TD% | INT | INT% | LG | SK/YD | RATE |
| 09/06 | at Philadelphia | 34 | 17 | 260 | 50.0% | 7.6 | 15.3 | 2 | 5.9% | 1 | 2.9% | 70t | 1/5 | 83.0 |
| 09/15 | Indianapolis | | | | | | | | | | | | | |
| 09/22 | at Tennessee | | | | | | | | | | | | | |
| 09/29 | Minnesota | | | | | | | | | | | | | |
| 10/06 | at L.A. Rams | | | | | | | | | | | | | |
| 10/13 | Arizona | | | | | | | | | | | | | |
| 10/20 | Houston | | | | | | | | | | | | | |
| 10/27 | at Jacksonville | | | | | | | | | | | | | |
| 11/03 | Detroit | | | | | | | | | | | | | |
| 11/17 | at Chicago | | | | | | | | | | | | | |
| 11/24 | San Francisco | | | | | | | | | | | | | |
| 11/28 | Miami | | | | | | | | | | | | | |
| 12/05 | at Detroit | | | | | | | | | | | | | |
| 12/15 | at Seattle | | | | | | | | | | | | | |
| 12/23 | New Orleans | | | | | | | | | | | | | |
| 12/29 | at Minnesota | | | | | | | | | | | | | |
| 01/05 | Chicago | | | | | | | | | | | | | |
| TOTALS | | 34 | 17 | 260 | 50.0% | 7.6 | 15.3 | 2 | 5.9% | 1 | 2.9% | 70t | 1/5 | 83.0 |
| CAREER TOTALS | | 696 | 439 | 5,025 | 63.1% | 7.2 | 0.0 | 37 | 5.3% | 15 | 2.2% | 77 | 34/270 | 93.5 |

| PASSING: | | MALIK WILLIS | | | | | | | | | | | | |
|----------------------|-----------------|--------------|-----------|------------|--------------|------------|------------|----------|-------------|----------|-------------|-----------|--------------|-------------|
| DATE | OPP. | ATT | CMP | YDS | CMP% | Y/A | Y/C | TD | TD% | INT | INT% | LG | SK/YD | RATE |
| 09/06 | at Philadelphia | 1 | 0 | 0 | 0.0% | 0.0 | 0.0 | 0 | 0.0% | 0 | 0.0% | 0 | 1/4 | 39.6 |
| 09/15 | Indianapolis | | | | | | | | | | | | | |
| 09/22 | at Tennessee | | | | | | | | | | | | | |
| 09/29 | Minnesota | | | | | | | | | | | | | |
| 10/06 | at L.A. Rams | | | | | | | | | | | | | |
| 10/13 | Arizona | | | | | | | | | | | | | |
| 10/20 | Houston | | | | | | | | | | | | | |
| 10/27 | at Jacksonville | | | | | | | | | | | | | |
| 11/03 | Detroit | | | | | | | | | | | | | |
| 11/17 | at Chicago | | | | | | | | | | | | | |
| 11/24 | San Francisco | | | | | | | | | | | | | |
| 11/28 | Miami | | | | | | | | | | | | | |
| 12/05 | at Detroit | | | | | | | | | | | | | |
| 12/15 | at Seattle | | | | | | | | | | | | | |
| 12/23 | New Orleans | | | | | | | | | | | | | |
| 12/29 | at Minnesota | | | | | | | | | | | | | |
| 01/05 | Chicago | | | | | | | | | | | | | |
| TOTALS | | 1 | 0 | 0 | 0.0% | 0.0 | 0.0 | 0 | 0.0% | 0 | 0.0% | 0 | 1/4 | 39.6 |
| CAREER TOTALS | | 67 | 35 | 350 | 52.2% | 5.2 | 0.0 | 0 | 0.0% | 3 | 4.5% | 48 | 15/83 | 48.7 |

INDIVIDUAL GXG STATS: RUSHING

2024 REGULAR SEASON INDIVIDUAL GAME-BY-GAME STATS

| RUSHING: | | JOSH JACOBS | | | | | JAYDEN REED | | | | | EMANUEL WILSON | | | | |
|----------------------|-----------------|--------------|--------------|------------|------------|-----------|-------------|------------|-------------|------------|----------|----------------|------------|-------------|-----------|----------|
| DATE | OPP. | NO. | YDS | AVG | LG | TD | NO. | YDS | AVG | LG | TD | NO. | YDS | AVG | LG | TD |
| 09/06 | at Philadelphia | 16 | 84 | 5.3 | 32 | 0 | 1 | 33 | 33.0 | 33t | 1 | 4 | 46 | 11.5 | 18 | 0 |
| 09/15 | Indianapolis | | | | | | | | | | | | | | | |
| 09/22 | at Tennessee | | | | | | | | | | | | | | | |
| 09/29 | Minnesota | | | | | | | | | | | | | | | |
| 10/06 | at L.A. Rams | | | | | | | | | | | | | | | |
| 10/13 | Arizona | | | | | | | | | | | | | | | |
| 10/20 | Houston | | | | | | | | | | | | | | | |
| 10/27 | at Jacksonville | | | | | | | | | | | | | | | |
| 11/03 | Detroit | | | | | | | | | | | | | | | |
| 11/17 | at Chicago | | | | | | | | | | | | | | | |
| 11/24 | San Francisco | | | | | | | | | | | | | | | |
| 11/28 | Miami | | | | | | | | | | | | | | | |
| 12/05 | at Detroit | | | | | | | | | | | | | | | |
| 12/15 | at Seattle | | | | | | | | | | | | | | | |
| 12/23 | New Orleans | | | | | | | | | | | | | | | |
| 12/29 | at Minnesota | | | | | | | | | | | | | | | |
| 01/05 | Chicago | | | | | | | | | | | | | | | |
| TOTALS | | 16 | 84 | 5.3 | 32 | 0 | 1 | 33 | 33.0 | 33t | 1 | 4 | 46 | 11.5 | 18 | 0 |
| CAREER TOTALS | | 1,321 | 5,629 | 4.3 | 86t | 46 | 12 | 152 | 12.7 | 33t | 3 | 18 | 131 | 7.3 | 31 | 0 |

INDIVIDUAL GXG STATS: RECEIVING

| 2024 REGULAR SEASON INDIVIDUAL GAME-BY-GAME STATS | | | | | | | | | | | | | | | | |
|---|-----------------|------------|--------------|-------------|-----------|-------------|------------|--------------|-------------|-----------|--------------|-----------|------------|-------------|-----------|----------|
| RECEIVING: | ROMEO DOUBS | | | | | JOSH JACOBS | | | | | TUCKER KRAFT | | | | | |
| DATE OPP. | NO. | YDS | AVG | LG | TD | NO. | YDS | AVG | LG | TD | NO. | YDS | AVG | LG | TD | |
| 09/06 | at Philadelphia | 4 | 50 | 12.5 | 19 | 0 | 2 | 20 | 10.0 | 11 | 0 | 2 | 37 | 18.5 | 29 | 0 |
| 09/15 | Indianapolis | | | | | | | | | | | | | | | |
| 09/22 | at Tennessee | | | | | | | | | | | | | | | |
| 09/29 | Minnesota | | | | | | | | | | | | | | | |
| 10/06 | at L.A. Rams | | | | | | | | | | | | | | | |
| 10/13 | Arizona | | | | | | | | | | | | | | | |
| 10/20 | Houston | | | | | | | | | | | | | | | |
| 10/27 | at Jacksonville | | | | | | | | | | | | | | | |
| 11/03 | Detroit | | | | | | | | | | | | | | | |
| 11/17 | at Chicago | | | | | | | | | | | | | | | |
| 11/24 | San Francisco | | | | | | | | | | | | | | | |
| 11/28 | Miami | | | | | | | | | | | | | | | |
| 12/05 | at Detroit | | | | | | | | | | | | | | | |
| 12/15 | at Seattle | | | | | | | | | | | | | | | |
| 12/23 | New Orleans | | | | | | | | | | | | | | | |
| 12/29 | at Minnesota | | | | | | | | | | | | | | | |
| 01/05 | Chicago | | | | | | | | | | | | | | | |
| TOTALS | | 4 | 50 | 12.5 | 19 | 0 | 2 | 20 | 10.0 | 11 | 0 | 2 | 37 | 18.5 | 29 | 0 |
| CAREER TOTALS | | 105 | 1,149 | 10.9 | 36 | 11 | 199 | 1,468 | 7.4 | 43 | 0 | 33 | 392 | 11.9 | 43 | 2 |

| RECEIVING: | JAYDEN REED | | | | | CHRISTIAN WATSON | | | | | EMANUEL WILSON | | | | | |
|----------------------|-----------------|-----------|------------|-------------|------------|------------------|-----------|--------------|-------------|-----------|----------------|----------|-----------|------------|----------|----------|
| DATE OPP. | NO. | YDS | AVG | LG | TD | NO. | YDS | AVG | LG | TD | NO. | YDS | AVG | LG | TD | |
| 09/06 | at Philadelphia | 4 | 138 | 34.5 | 70t | 1 | 3 | 13 | 4.3 | 6 | 1 | 2 | 2 | 1.0 | 2 | 0 |
| 09/15 | Indianapolis | | | | | | | | | | | | | | | |
| 09/22 | at Tennessee | | | | | | | | | | | | | | | |
| 09/29 | Minnesota | | | | | | | | | | | | | | | |
| 10/06 | at L.A. Rams | | | | | | | | | | | | | | | |
| 10/13 | Arizona | | | | | | | | | | | | | | | |
| 10/20 | Houston | | | | | | | | | | | | | | | |
| 10/27 | at Jacksonville | | | | | | | | | | | | | | | |
| 11/03 | Detroit | | | | | | | | | | | | | | | |
| 11/17 | at Chicago | | | | | | | | | | | | | | | |
| 11/24 | San Francisco | | | | | | | | | | | | | | | |
| 11/28 | Miami | | | | | | | | | | | | | | | |
| 12/05 | at Detroit | | | | | | | | | | | | | | | |
| 12/15 | at Seattle | | | | | | | | | | | | | | | |
| 12/23 | New Orleans | | | | | | | | | | | | | | | |
| 12/29 | at Minnesota | | | | | | | | | | | | | | | |
| 01/05 | Chicago | | | | | | | | | | | | | | | |
| TOTALS | | 4 | 138 | 34.5 | 70t | 1 | 3 | 13 | 4.3 | 6 | 1 | 2 | 2 | 1.0 | 2 | 0 |
| CAREER TOTALS | | 68 | 931 | 13.7 | 70t | 9 | 72 | 1,046 | 14.5 | 77 | 13 | 6 | 25 | 4.2 | 9 | 0 |

INDIVIDUAL GXG STATS: DEFENSIVE

| DATE | OPP. | LUKAS VAN NESS | | | | | | | | | | OUAY WALKER | | | | | | | | | | ERIC WILSON | | | | | | | | | | | | | | | | |
|----------------------|-----------------|----------------|----------|-----------|----------|-----------|------------|-------------|----------|----------|----------|-------------|----------|------------|------------|------------|-----------|-----------|------------|-------------|----------|-------------|----------|----------|-----------|------------|------------|------------|-----------|-----------|------------|-------------|----------|----------|----------|-----------|----------|---|
| | | S | A | TK | TFL | TEFL | SK | SKY | INT | FR | FF | PR | PD | S | A | TK | TFL | TEFL | SK | SKY | INT | FR | FF | PR | PD | S | A | TK | TFL | TEFL | SK | SKY | INT | FR | FF | PR | PD | |
| 09/06 | at Philadelphia | 2 | 0 | 2 | 0 | 0 | 0.0 | 0.0 | 0 | 0 | 0 | 0 | 0 | 7 | 4 | 11 | 1 | 2 | 0.0 | 0.0 | 0 | 0 | 0 | 0 | 0 | 3 | 1 | 4 | 2 | 6 | 0.0 | 0.0 | 0 | 0 | 0 | 0 | 0 | 0 |
| 09/15 | Indianapolis | | | | | | | | | | | | | | | | | | | | | | | | | | | | | | | | | | | | | |
| 09/22 | at Tennessee | | | | | | | | | | | | | | | | | | | | | | | | | | | | | | | | | | | | | |
| 09/29 | Minnesota | | | | | | | | | | | | | | | | | | | | | | | | | | | | | | | | | | | | | |
| 10/06 | at L.A. Rams | | | | | | | | | | | | | | | | | | | | | | | | | | | | | | | | | | | | | |
| 10/13 | Arizona | | | | | | | | | | | | | | | | | | | | | | | | | | | | | | | | | | | | | |
| 10/20 | Houston | | | | | | | | | | | | | | | | | | | | | | | | | | | | | | | | | | | | | |
| 10/27 | at Jacksonville | | | | | | | | | | | | | | | | | | | | | | | | | | | | | | | | | | | | | |
| 11/03 | Detroit | | | | | | | | | | | | | | | | | | | | | | | | | | | | | | | | | | | | | |
| 11/17 | at Chicago | | | | | | | | | | | | | | | | | | | | | | | | | | | | | | | | | | | | | |
| 11/24 | San Francisco | | | | | | | | | | | | | | | | | | | | | | | | | | | | | | | | | | | | | |
| 11/28 | Miami | | | | | | | | | | | | | | | | | | | | | | | | | | | | | | | | | | | | | |
| 12/05 | at Detroit | | | | | | | | | | | | | | | | | | | | | | | | | | | | | | | | | | | | | |
| 12/15 | at Seattle | | | | | | | | | | | | | | | | | | | | | | | | | | | | | | | | | | | | | |
| 12/23 | New Orleans | | | | | | | | | | | | | | | | | | | | | | | | | | | | | | | | | | | | | |
| 12/29 | at Minnesota | | | | | | | | | | | | | | | | | | | | | | | | | | | | | | | | | | | | | |
| 01/05 | Chicago | | | | | | | | | | | | | | | | | | | | | | | | | | | | | | | | | | | | | |
| TOTALS | | 2 | 0 | 2 | 0 | 0 | 0.0 | 0.0 | 0 | 0 | 0 | 0 | 0 | 7 | 4 | 11 | 1 | 2 | 0.0 | 0.0 | 0 | 0 | 0 | 0 | 0 | 3 | 1 | 4 | 2 | 6 | 0.0 | 0.0 | 0 | 0 | 0 | 0 | | |
| CAREER TOTALS | | 26 | 8 | 34 | 8 | 40 | 4.0 | 31.0 | 0 | 0 | 0 | 10 | 1 | 139 | 109 | 248 | 13 | 30 | 4.0 | 30.0 | 1 | 1 | 3 | 9 | 10 | 150 | 132 | 282 | 22 | 93 | 9.0 | 53.5 | 4 | 2 | 1 | 21 | 9 | |

| DATE | OPP. | DEVONTE WYATT | | | | | | | | | | | | | | | | | | | | | | | | | | | | | | | | | | | |
|----------------------|-----------------|---------------|-----------|-----------|----------|-----------|------------|-------------|----------|----------|----------|-----------|----------|----------|----------|----------|----------|----------|----------|----------|----------|----------|----------|----------|----------|----------|----------|----------|----------|----------|----------|----------|----------|----------|----------|----------|--|
| | | S | A | TK | TFL | Y | SK | SKY | INT | FR | FF | PR | PD | | | | | | | | | | | | | | | | | | | | | | | | |
| 09/06 | at Philadelphia | 1 | 0 | 1 | 1 | 3 | 0.0 | 0.0 | 0 | 1 | 0 | 0 | 0 | 0 | 0 | 0 | 0 | 0 | 0 | 0 | 0 | 0 | 0 | 0 | 0 | 0 | 0 | 0 | 0 | 0 | 0 | 0 | 0 | 0 | 0 | 0 | |
| 09/15 | Indianapolis | | | | | | | | | | | | | | | | | | | | | | | | | | | | | | | | | | | | |
| 09/22 | at Tennessee | | | | | | | | | | | | | | | | | | | | | | | | | | | | | | | | | | | | |
| 09/29 | Minnesota | | | | | | | | | | | | | | | | | | | | | | | | | | | | | | | | | | | | |
| 10/06 | at L.A. Rams | | | | | | | | | | | | | | | | | | | | | | | | | | | | | | | | | | | | |
| 10/13 | Arizona | | | | | | | | | | | | | | | | | | | | | | | | | | | | | | | | | | | | |
| 10/20 | Houston | | | | | | | | | | | | | | | | | | | | | | | | | | | | | | | | | | | | |
| 10/27 | at Jacksonville | | | | | | | | | | | | | | | | | | | | | | | | | | | | | | | | | | | | |
| 11/03 | Detroit | | | | | | | | | | | | | | | | | | | | | | | | | | | | | | | | | | | | |
| 11/17 | at Chicago | | | | | | | | | | | | | | | | | | | | | | | | | | | | | | | | | | | | |
| 11/24 | San Francisco | | | | | | | | | | | | | | | | | | | | | | | | | | | | | | | | | | | | |
| 11/28 | Miami | | | | | | | | | | | | | | | | | | | | | | | | | | | | | | | | | | | | |
| 12/05 | at Detroit | | | | | | | | | | | | | | | | | | | | | | | | | | | | | | | | | | | | |
| 12/15 | at Seattle | | | | | | | | | | | | | | | | | | | | | | | | | | | | | | | | | | | | |
| 12/23 | New Orleans | | | | | | | | | | | | | | | | | | | | | | | | | | | | | | | | | | | | |
| 12/29 | at Minnesota | | | | | | | | | | | | | | | | | | | | | | | | | | | | | | | | | | | | |
| 01/05 | Chicago | | | | | | | | | | | | | | | | | | | | | | | | | | | | | | | | | | | | |
| TOTALS | | 1 | 0 | 1 | 1 | 3 | 0.0 | 0.0 | 0 | 1 | 0 | 0 | 0 | 0 | 0 | 0 | 0 | 0 | 0 | 0 | 0 | 0 | 0 | 0 | 0 | 0 | 0 | 0 | 0 | 0 | 0 | 0 | 0 | 0 | 0 | 0 | |
| CAREER TOTALS | | 27 | 25 | 52 | 7 | 40 | 7.0 | 42.0 | 0 | 2 | 1 | 14 | 1 | | | | | | | | | | | | | | | | | | | | | | | | |



INDIVIDUAL GXG STATS: FIELD GOALS

2024 REGULAR SEASON INDIVIDUAL GAME-BY-GAME STATS

| FIELD GOALS: | | BRAYDEN NARVESON | | | | | | | | | |
|---------------|-----------------|------------------|------------|------------|------------|------------|------------|----------|----------|--------------|-----------|
| DATE | OPP. | 0-19 | 20-29 | 30-39 | 40-49 | 50+ | TOTAL | FGM | FGA | PCT | LG |
| 09/06 | at Philadelphia | 0/0 | 2/2 | 1/1 | 0/1 | 0/0 | 3/4 | 3 | 4 | 75.0% | 31 |
| 09/15 | Indianapolis | | | | | | | | | | |
| 09/22 | at Tennessee | | | | | | | | | | |
| 09/29 | Minnesota | | | | | | | | | | |
| 10/06 | at L.A. Rams | | | | | | | | | | |
| 10/13 | Arizona | | | | | | | | | | |
| 10/20 | Houston | | | | | | | | | | |
| 10/27 | at Jacksonville | | | | | | | | | | |
| 11/03 | Detroit | | | | | | | | | | |
| 11/17 | at Chicago | | | | | | | | | | |
| 11/24 | San Francisco | | | | | | | | | | |
| 11/28 | Miami | | | | | | | | | | |
| 12/05 | at Detroit | | | | | | | | | | |
| 12/15 | at Seattle | | | | | | | | | | |
| 12/23 | New Orleans | | | | | | | | | | |
| 12/29 | at Minnesota | | | | | | | | | | |
| 01/05 | Chicago | | | | | | | | | | |
| TOTALS | | 0/0 | 2/2 | 1/1 | 0/1 | 0/0 | 3/4 | 3 | 4 | 75.0% | 31 |

INDIVIDUAL GXG STATS: PUNTING

2024 REGULAR SEASON INDIVIDUAL GAME-BY-GAME STATS

| PUNTING: | | DANIEL WHELAN | | | | | | | |
|---------------|-----------------|---------------|-----------|-------------|----------|----------|-----------|-------------|----------|
| DATE | OPP. | NO. | YDS | AVG | TB | IN 20 | LG | NET | BLK |
| 09/06 | at Philadelphia | 2 | 74 | 37.0 | 0 | 1 | 41 | 37.0 | 0 |
| 09/15 | Indianapolis | | | | | | | | |
| 09/22 | at Tennessee | | | | | | | | |
| 09/29 | Minnesota | | | | | | | | |
| 10/06 | at L.A. Rams | | | | | | | | |
| 10/13 | Arizona | | | | | | | | |
| 10/20 | Houston | | | | | | | | |
| 10/27 | at Jacksonville | | | | | | | | |
| 11/03 | Detroit | | | | | | | | |
| 11/17 | at Chicago | | | | | | | | |
| 11/24 | San Francisco | | | | | | | | |
| 11/28 | Miami | | | | | | | | |
| 12/05 | at Detroit | | | | | | | | |
| 12/15 | at Seattle | | | | | | | | |
| 12/23 | New Orleans | | | | | | | | |
| 12/29 | at Minnesota | | | | | | | | |
| 01/05 | Chicago | | | | | | | | |
| TOTALS | | 2 | 74 | 37.0 | 0 | 1 | 41 | 37.0 | 0 |

INDIVIDUAL GXG STATS: KICKOFF RETURNS

2024 REGULAR SEASON INDIVIDUAL GAME-BY-GAME STATS

| KICKOFF RETURNS: | | KEISEAN NIXON | | | | | |
|------------------|-----------------|---------------|-----------|-------------|-----------|----------|----------|
| DATE | OPP. | NO. | YDS | AVG | LG | FC | TD |
| 09/06 | at Philadelphia | 1 | 24 | 24.0 | 24 | 0 | 0 |
| 09/15 | Indianapolis | | | | | | |
| 09/22 | at Tennessee | | | | | | |
| 09/29 | Minnesota | | | | | | |
| 10/06 | at L.A. Rams | | | | | | |
| 10/13 | Arizona | | | | | | |
| 10/20 | Houston | | | | | | |
| 10/27 | at Jacksonville | | | | | | |
| 11/03 | Detroit | | | | | | |
| 11/17 | at Chicago | | | | | | |
| 11/24 | San Francisco | | | | | | |
| 11/28 | Miami | | | | | | |
| 12/05 | at Detroit | | | | | | |
| 12/15 | at Seattle | | | | | | |
| 12/23 | New Orleans | | | | | | |
| 12/29 | at Minnesota | | | | | | |
| 01/05 | Chicago | | | | | | |
| TOTALS | | 1 | 24 | 24.0 | 24 | 0 | 0 |

INDIVIDUAL GXG STATS: PUNT RETURNS

2024 REGULAR SEASON INDIVIDUAL GAME-BY-GAME STATS

| PUNT RETURNS: | | JAYDEN REED | | | | | |
|---------------|-----------------|-------------|----------|------------|----------|----------|----------|
| DATE | OPP. | NO. | YDS | AVG | LG | FC | TD |
| 09/06 | at Philadelphia | 0 | 0 | 0.0 | 0 | 2 | 0 |
| 09/15 | Indianapolis | | | | | | |
| 09/22 | at Tennessee | | | | | | |
| 09/29 | Minnesota | | | | | | |
| 10/06 | at L.A. Rams | | | | | | |
| 10/13 | Arizona | | | | | | |
| 10/20 | Houston | | | | | | |
| 10/27 | at Jacksonville | | | | | | |
| 11/03 | Detroit | | | | | | |
| 11/17 | at Chicago | | | | | | |
| 11/24 | San Francisco | | | | | | |
| 11/28 | Miami | | | | | | |
| 12/05 | at Detroit | | | | | | |
| 12/15 | at Seattle | | | | | | |
| 12/23 | New Orleans | | | | | | |
| 12/29 | at Minnesota | | | | | | |
| 01/05 | Chicago | | | | | | |
| TOTALS | | 0 | 0 | 0.0 | 0 | 2 | 0 |

INDIVIDUAL SINGLE-GAME HIGHS

2024 REGULAR SEASON PACKERS INDIVIDUAL SINGLE-GAME HIGHS

| | | | | |
|------------------------------|------|------------------|-----------|-------|
| Touchdowns | 2 | Jayden Reed | at Eagles | 09/06 |
| Passes Attempted | 34 | Jordan Love | at Eagles | 09/06 |
| Passes Completed | 17 | Jordan Love | at Eagles | 09/06 |
| Completion Percentage | 50.0 | Jordan Love | at Eagles | 09/06 |
| Passing Yards | 260 | Jordan Love | at Eagles | 09/06 |
| Yards Per Attempt | 7.6 | Jordan Love | at Eagles | 09/06 |
| Touchdown Passes | 2 | Jordan Love | at Eagles | 09/06 |
| Pass Receptions | 4 | Romeo Doubs | at Eagles | 09/06 |
| | | Jayden Reed | at Eagles | 09/06 |
| Receiving Yards | 138 | Jayden Reed | at Eagles | 09/06 |
| Touchdown Receptions | 1 | Jayden Reed | at Eagles | 09/06 |
| | | Christian Watson | at Eagles | 09/06 |
| Rushing Yards | 84 | Josh Jacobs | at Eagles | 09/06 |
| Rushing Attempts | 16 | Josh Jacobs | at Eagles | 09/06 |
| Rushing Average | 5.3 | Josh Jacobs | at Eagles | 09/06 |
| Rushing Touchdowns | 1 | Jayden Reed | at Eagles | 09/06 |
| Yards From Scrimmage | 171 | Jayden Reed | at Eagles | 09/06 |
| Combined Net Yards | 171 | Jayden Reed | at Eagles | 09/06 |
| Interceptions Made | 1 | Jaire Alexander | at Eagles | 09/06 |
| | | Xavier McKinney | at Eagles | 09/06 |
| Interceptions Thrown | 1 | Jordan Love | at Eagles | 09/06 |
| INT Return Yards | 17 | Jaire Alexander | at Eagles | 09/06 |
| | | Xavier McKinney | at Eagles | 09/06 |
| Tackles | 11 | Javon Bullard | at Eagles | 09/06 |
| | | Quay Walker | at Eagles | 09/06 |
| Sacks | 1.0 | Rashan Gary | at Eagles | 09/06 |
| | | Keisean Nixon | at Eagles | 09/06 |
| Punts | 2 | Daniel Whelan | at Eagles | 09/06 |
| Punts Inside the 20 | 1 | Daniel Whelan | at Eagles | 09/06 |
| Punting Average | 37.0 | Daniel Whelan | at Eagles | 09/06 |
| Kickoff Returns | 1 | Keisean Nixon | at Eagles | 09/06 |
| Kickoff Return Yards | 24 | Keisean Nixon | at Eagles | 09/06 |
| Field Goals Attempted | 4 | Brayden Narveson | at Eagles | 09/06 |
| Field Goals Made | 3 | Brayden Narveson | at Eagles | 09/06 |

2024 REGULAR SEASON GREEN BAY PACKERS LONGEST PLAYS

| | | | | |
|----------------------------|----|------------------|-----------|-------|
| Run From Scrimmage | 33 | Jayden Reed | at Eagles | 09/06 |
| Touchdown Run | 33 | Jayden Reed | at Eagles | 09/06 |
| Passing Long | 70 | Jordan Love | at Eagles | 09/06 |
| Touchdown Pass Long | 70 | Jordan Love | at Eagles | 09/06 |
| Pass Reception | 70 | Jayden Reed | at Eagles | 09/06 |
| Touchdown Reception | 70 | Jayden Reed | at Eagles | 09/06 |
| Interception Return | 17 | Jaire Alexander | at Eagles | 09/06 |
| | | Xavier McKinney | at Eagles | 09/06 |
| Kickoff Return | 24 | Keisean Nixon | at Eagles | 09/06 |
| Punt | 41 | Daniel Whelan | at Eagles | 09/06 |
| Field Goal | 31 | Brayden Narveson | at Eagles | 09/06 |
| Field Goal Attempt | 43 | Brayden Narveson | at Eagles | 09/06 |

SCORING DRIVES

PACKERS 2024 REGULAR SEASON SCORING DRIVES

| DATE | OPPONENT | ACQUIRED | DRIVE | | | | FIRST | | GB | OPP |
|---------------|-----------------|--------------|------------|-------------|--------------|------------|-------|-------------------------------------|----|-----|
| | | | START | PLAYS | YARDS | Q TIME | DOWNS | SCORING PLAY | | |
| 09/06 | at Philadelphia | Interception | PHI 19 | 5 | 6 | Q1 2:20 | 1 | B. Narveson: 31-yard FG | 3 | 0 |
| | | Fumble | PHI 13 | 8 | 8 | Q1 4:05 | 1 | B. Narveson: 23-yard FG | 6 | 0 |
| | | Kickoff | GB 30 | 5 | 70 | Q2 2:22 | 3 | J. Reed: 33-yard run | 12 | 7 |
| | | Kickoff | GB 30 | 3 | 70 | Q2 0:23 | 1 | J. Reed: 70-yard pass from J. Love | 19 | 14 |
| | | Kickoff | GB 30 | 6 | 70 | Q3 2:14 | 4 | C. Watson: 2-yard pass from J. Love | 26 | 24 |
| | | Interception | GB 13 | 10 | 79 | Q4 5:01 | 3 | B. Narveson: 26-yard FG | 29 | 31 |
| 09/15 | -- | -- | -- | -- | -- | -- | -- | -- | -- | |
| 09/22 | -- | -- | -- | -- | -- | -- | -- | -- | -- | |
| 09/29 | -- | -- | -- | -- | -- | -- | -- | -- | -- | |
| 10/06 | -- | -- | -- | -- | -- | -- | -- | -- | -- | |
| 10/13 | -- | -- | -- | -- | -- | -- | -- | -- | -- | |
| 10/20 | -- | -- | -- | -- | -- | -- | -- | -- | -- | |
| 10/27 | -- | -- | -- | -- | -- | -- | -- | -- | -- | |
| 11/03 | -- | -- | -- | -- | -- | -- | -- | -- | -- | |
| 11/17 | -- | -- | -- | -- | -- | -- | -- | -- | -- | |
| 11/24 | -- | -- | -- | -- | -- | -- | -- | -- | -- | |
| 11/28 | -- | -- | -- | -- | -- | -- | -- | -- | -- | |
| 12/05 | -- | -- | -- | -- | -- | -- | -- | -- | -- | |
| 12/15 | -- | -- | -- | -- | -- | -- | -- | -- | -- | |
| 12/23 | -- | -- | -- | -- | -- | -- | -- | -- | -- | |
| 12/29 | -- | -- | -- | -- | -- | -- | -- | -- | -- | |
| 01/05 | -- | -- | -- | -- | -- | -- | -- | -- | -- | |
| AVG | | | 6.2 | 50.5 | 2:44 | 2.2 | | | | |
| TOTALS | | | 37 | 303 | 16:25 | 13 | | | | |

DRIVE CHARTS - OPENING DRIVES

2024 REGULAR SEASON

| | | PACKERS | | | | | | | | OPPONENT | | | | | | | |
|-------|-----------------|------------|-----|------|--------|-------------|-----|------|--------|------------|-----|------|--------|-------------|-----|------|--------|
| | | FIRST HALF | | | | SECOND HALF | | | | FIRST HALF | | | | SECOND HALF | | | |
| DATE | OPPONENT | PLAYS | YDS | TIME | RESULT | PLAYS | YDS | TIME | RESULT | PLAYS | YDS | TIME | RESULT | PLAYS | YDS | TIME | RESULT |
| 09/06 | at Philadelphia | 6 | 22 | 3:20 | Punt | 6 | 70 | 2:14 | TD | 3 | -5 | 0:54 | INT | 2 | 70 | 0:51 | TD |

DRIVE EFFICIENCY - GAME-BY-GAME

2024 REGULAR SEASON GREEN BAY PACKERS DRIVES ENDED BY...
(THROUGH WEEK 1)

| DATE | TEAMS | DRIVES | 3/OUT | TD | FGA | FGM | PNT | DWN | TRN | SAF | CLK | POINTS | PTS/DRV | EFF |
|---------------|------------------------------|-----------|----------|----------|----------|----------|----------|----------|----------|----------|----------|-----------|-------------|--------------|
| 9/6 | Green Bay at Philadelphia | 11 | 1 | 3 | 4 | 3 | 2 | 0 | 1 | 0 | 1 | 29 | 2.64 | 0.545 |
| 9/15 | Green Bay Indianapolis | -- | -- | -- | -- | -- | -- | -- | -- | -- | -- | -- | -- | -- |
| 9/22 | Green Bay at Tennessee | -- | -- | -- | -- | -- | -- | -- | -- | -- | -- | -- | -- | -- |
| 9/29 | Green Bay Minnesota | -- | -- | -- | -- | -- | -- | -- | -- | -- | -- | -- | -- | -- |
| 10/6 | Green Bay at L.A. Rams | -- | -- | -- | -- | -- | -- | -- | -- | -- | -- | -- | -- | -- |
| 10/13 | Green Bay Arizona | -- | -- | -- | -- | -- | -- | -- | -- | -- | -- | -- | -- | -- |
| 10/20 | Green Bay Houston | -- | -- | -- | -- | -- | -- | -- | -- | -- | -- | -- | -- | -- |
| 10/27 | Green Bay at Jacksonville | -- | -- | -- | -- | -- | -- | -- | -- | -- | -- | -- | -- | -- |
| 11/3 | Green Bay Detroit | -- | -- | -- | -- | -- | -- | -- | -- | -- | -- | -- | -- | -- |
| 11/17 | Green Bay at Chicago | -- | -- | -- | -- | -- | -- | -- | -- | -- | -- | -- | -- | -- |
| 11/24 | Green Bay San Francisco | -- | -- | -- | -- | -- | -- | -- | -- | -- | -- | -- | -- | -- |
| 11/28 | Green Bay Miami | -- | -- | -- | -- | -- | -- | -- | -- | -- | -- | -- | -- | -- |
| 12/5 | Green Bay at Detroit | -- | -- | -- | -- | -- | -- | -- | -- | -- | -- | -- | -- | -- |
| 12/15 | Green Bay at Seattle | -- | -- | -- | -- | -- | -- | -- | -- | -- | -- | -- | -- | -- |
| 12/23 | Green Bay New Orleans | -- | -- | -- | -- | -- | -- | -- | -- | -- | -- | -- | -- | -- |
| 12/29 | Green Bay at Minnesota | -- | -- | -- | -- | -- | -- | -- | -- | -- | -- | -- | -- | -- |
| 1/5 | Green Bay Chicago | -- | -- | -- | -- | -- | -- | -- | -- | -- | -- | -- | -- | -- |
| TOTALS | PACKERS | 11 | 1 | 3 | 4 | 3 | 2 | 0 | 1 | 0 | 1 | 29 | 2.64 | 0.545 |
| | OPPONENTS | 11 | 4 | 4 | 2 | 2 | 2 | 0 | 3 | 0 | 0 | 34 | 3.09 | 0.545 |

YARDS GAINED BY DOWN

| PACKERS 2024 REGULAR SEASON YARDS GAINED BY DOWN | | | | | | | | | | | | | | | | | | | | | | | | | |
|--|-----------------|-----------|------------|------------|-----------|-----------|------------|-----------|------------|-------------|----------|----------|------------|-----------|------------|------------|-----------|------------|------------|-----------|-----------|------------|----------|----------|------------|
| PACKERS | | | | | | | | | | | | OPPONENT | | | | | | | | | | | | | |
| | | 1ST DOWN | | | 2ND DOWN | | | 3RD DOWN | | | 4TH DOWN | | | 1ST DOWN | | 2ND DOWN | | 3RD DOWN | | 4TH DOWN | | | | | |
| Date | Opponent | Att | Yds | Avg | Att | Yds | Avg | Att | Yds | Avg | Att | Yds | Avg | Att | Yds | Avg | Att | Yds | Avg | Att | Yds | Avg | | | |
| 09/06 | at Philadelphia | 27 | 219 | 8.1 | 19 | 74 | 3.9 | 11 | 119 | 10.8 | 1 | 2 | 2.0 | 32 | 128 | 4.0 | 27 | 219 | 8.1 | 14 | 56 | 4.0 | 1 | 7 | 7.0 |
| 09/15 | Indianapolis | -- | -- | -- | -- | -- | -- | -- | -- | -- | -- | -- | -- | -- | -- | -- | -- | -- | -- | -- | -- | -- | -- | -- | |
| 09/22 | at Tennessee | -- | -- | -- | -- | -- | -- | -- | -- | -- | -- | -- | -- | -- | -- | -- | -- | -- | -- | -- | -- | -- | -- | -- | |
| 09/29 | Minnesota | -- | -- | -- | -- | -- | -- | -- | -- | -- | -- | -- | -- | -- | -- | -- | -- | -- | -- | -- | -- | -- | -- | -- | |
| 10/06 | at L.A. Rams | -- | -- | -- | -- | -- | -- | -- | -- | -- | -- | -- | -- | -- | -- | -- | -- | -- | -- | -- | -- | -- | -- | -- | |
| 10/13 | Arizona | -- | -- | -- | -- | -- | -- | -- | -- | -- | -- | -- | -- | -- | -- | -- | -- | -- | -- | -- | -- | -- | -- | -- | |
| 10/20 | Houston | -- | -- | -- | -- | -- | -- | -- | -- | -- | -- | -- | -- | -- | -- | -- | -- | -- | -- | -- | -- | -- | -- | -- | |
| 10/27 | at Jacksonville | -- | -- | -- | -- | -- | -- | -- | -- | -- | -- | -- | -- | -- | -- | -- | -- | -- | -- | -- | -- | -- | -- | -- | |
| 11/03 | Detroit | -- | -- | -- | -- | -- | -- | -- | -- | -- | -- | -- | -- | -- | -- | -- | -- | -- | -- | -- | -- | -- | -- | -- | |
| 11/17 | at Chicago | -- | -- | -- | -- | -- | -- | -- | -- | -- | -- | -- | -- | -- | -- | -- | -- | -- | -- | -- | -- | -- | -- | -- | |
| 11/24 | San Francisco | -- | -- | -- | -- | -- | -- | -- | -- | -- | -- | -- | -- | -- | -- | -- | -- | -- | -- | -- | -- | -- | -- | -- | |
| 11/28 | Miami | -- | -- | -- | -- | -- | -- | -- | -- | -- | -- | -- | -- | -- | -- | -- | -- | -- | -- | -- | -- | -- | -- | -- | |
| 12/05 | at Detroit | -- | -- | -- | -- | -- | -- | -- | -- | -- | -- | -- | -- | -- | -- | -- | -- | -- | -- | -- | -- | -- | -- | -- | |
| 12/15 | at Seattle | -- | -- | -- | -- | -- | -- | -- | -- | -- | -- | -- | -- | -- | -- | -- | -- | -- | -- | -- | -- | -- | -- | -- | |
| 12/23 | New Orleans | -- | -- | -- | -- | -- | -- | -- | -- | -- | -- | -- | -- | -- | -- | -- | -- | -- | -- | -- | -- | -- | -- | -- | |
| 12/29 | at Minnesota | -- | -- | -- | -- | -- | -- | -- | -- | -- | -- | -- | -- | -- | -- | -- | -- | -- | -- | -- | -- | -- | -- | -- | |
| 01/05 | Chicago | -- | -- | -- | -- | -- | -- | -- | -- | -- | -- | -- | -- | -- | -- | -- | -- | -- | -- | -- | -- | -- | -- | -- | |
| TOTALS | | 27 | 219 | 8.1 | 19 | 74 | 3.9 | 11 | 119 | 10.8 | 1 | 2 | 2.0 | 32 | 128 | 4.0 | 27 | 219 | 8.1 | 14 | 56 | 4.0 | 1 | 7 | 7.0 |

THIRD-DOWN EFFICIENCY

PACKERS 2024 REGULAR SEASON THIRD-DOWN EFFICIENCY

| PACKERS | | | | | | | | | | | | |
|---------------|-----------------|------------------------------------|--------------|--------------|-------------------------------------|--------------|--------------|---------------------------------------|--------------|--------------|--------------|---------------|
| Date | Opponent | 3rd & 1 | 3rd & 2 | 3rd & 3 | 3rd & 4 | 3rd & 5 | 3rd & 6 | 3rd & 7 | 3rd & 8 | 3rd & 9 | 3rd & 10+ | Total |
| 09/06 | at Philadelphia | 0 / 1 | 0 / 0 | 0 / 0 | 0 / 0 | 1 / 3 | 1 / 3 | 0 / 0 | 0 / 0 | 0 / 0 | 1 / 4 | 3 / 11 |
| 09/15 | Indianapolis | -- | -- | -- | -- | -- | -- | -- | -- | -- | -- | -- |
| 09/22 | at Tennessee | -- | -- | -- | -- | -- | -- | -- | -- | -- | -- | -- |
| 09/29 | Minnesota | -- | -- | -- | -- | -- | -- | -- | -- | -- | -- | -- |
| 10/06 | at L.A. Rams | -- | -- | -- | -- | -- | -- | -- | -- | -- | -- | -- |
| 10/13 | Arizona | -- | -- | -- | -- | -- | -- | -- | -- | -- | -- | -- |
| 10/20 | Houston | -- | -- | -- | -- | -- | -- | -- | -- | -- | -- | -- |
| 10/27 | at Jacksonville | -- | -- | -- | -- | -- | -- | -- | -- | -- | -- | -- |
| 11/03 | Detroit | -- | -- | -- | -- | -- | -- | -- | -- | -- | -- | -- |
| 11/17 | at Chicago | -- | -- | -- | -- | -- | -- | -- | -- | -- | -- | -- |
| 11/24 | San Francisco | -- | -- | -- | -- | -- | -- | -- | -- | -- | -- | -- |
| 11/28 | Miami | -- | -- | -- | -- | -- | -- | -- | -- | -- | -- | -- |
| 12/05 | at Detroit | -- | -- | -- | -- | -- | -- | -- | -- | -- | -- | -- |
| 12/15 | at Seattle | -- | -- | -- | -- | -- | -- | -- | -- | -- | -- | -- |
| 12/23 | New Orleans | -- | -- | -- | -- | -- | -- | -- | -- | -- | -- | -- |
| 12/29 | at Minnesota | -- | -- | -- | -- | -- | -- | -- | -- | -- | -- | -- |
| 01/05 | Chicago | -- | -- | -- | -- | -- | -- | -- | -- | -- | -- | -- |
| TOTALS | | 0 / 1 | 0 / 0 | 0 / 0 | 0 / 0 | 1 / 3 | 1 / 3 | 0 / 0 | 0 / 0 | 0 / 0 | 1 / 4 | 3 / 11 |
| | | 0.0% | 0.0% | 0.0% | 0.0% | 33.3% | 33.3% | 0.0% | 0.0% | 0.0% | 25.0% | 27.3% |
| | | 3RD & 1-3: 0 / 1 = 0.0% | | | 3RD & 4-6: 2 / 6 = 33.3% | | | 3RD & 7-10+: 1 / 4 = 25.0% | | | | |

OPPONENT 2024 REGULAR SEASON THIRD-DOWN EFFICIENCY

| OPPONENT | | | | | | | | | | | | |
|---------------|-----------------|-------------------------------------|--------------|--------------|------------------------------------|--------------|--------------|---------------------------------------|--------------|--------------|--------------|---------------|
| Date | Opponent | 3rd & 1 | 3rd & 2 | 3rd & 3 | 3rd & 4 | 3rd & 5 | 3rd & 6 | 3rd & 7 | 3rd & 8 | 3rd & 9 | 3rd & 10+ | Total |
| 09/06 | at Philadelphia | 2 / 4 | 0 / 1 | 0 / 0 | 0 / 0 | 0 / 0 | 0 / 1 | 1 / 2 | 1 / 3 | 0 / 0 | 0 / 3 | 4 / 14 |
| 09/15 | Indianapolis | -- | -- | -- | -- | -- | -- | -- | -- | -- | -- | -- |
| 09/22 | at Tennessee | -- | -- | -- | -- | -- | -- | -- | -- | -- | -- | -- |
| 09/29 | Minnesota | -- | -- | -- | -- | -- | -- | -- | -- | -- | -- | -- |
| 10/06 | at L.A. Rams | -- | -- | -- | -- | -- | -- | -- | -- | -- | -- | -- |
| 10/13 | Arizona | -- | -- | -- | -- | -- | -- | -- | -- | -- | -- | -- |
| 10/20 | Houston | -- | -- | -- | -- | -- | -- | -- | -- | -- | -- | -- |
| 10/27 | at Jacksonville | -- | -- | -- | -- | -- | -- | -- | -- | -- | -- | -- |
| 11/03 | Detroit | -- | -- | -- | -- | -- | -- | -- | -- | -- | -- | -- |
| 11/17 | at Chicago | -- | -- | -- | -- | -- | -- | -- | -- | -- | -- | -- |
| 11/24 | San Francisco | -- | -- | -- | -- | -- | -- | -- | -- | -- | -- | -- |
| 11/28 | Miami | -- | -- | -- | -- | -- | -- | -- | -- | -- | -- | -- |
| 12/05 | at Detroit | -- | -- | -- | -- | -- | -- | -- | -- | -- | -- | -- |
| 12/15 | at Seattle | -- | -- | -- | -- | -- | -- | -- | -- | -- | -- | -- |
| 12/23 | New Orleans | -- | -- | -- | -- | -- | -- | -- | -- | -- | -- | -- |
| 12/29 | at Minnesota | -- | -- | -- | -- | -- | -- | -- | -- | -- | -- | -- |
| 01/05 | Chicago | -- | -- | -- | -- | -- | -- | -- | -- | -- | -- | -- |
| TOTALS | | 2 / 4 | 0 / 1 | 0 / 0 | 0 / 0 | 0 / 0 | 0 / 1 | 1 / 2 | 1 / 3 | 0 / 0 | 0 / 3 | 4 / 14 |
| | | 50.0% | 0.0% | 0.0% | 0.0% | 0.0% | 0.0% | 50.0% | 33.3% | 0.0% | 0.0% | 28.6% |
| | | 3RD & 1-3: 2 / 5 = 40.0% | | | 3RD & 4-6: 0 / 1 = 0.0% | | | 3RD & 7-10+: 2 / 8 = 25.0% | | | | |

FOURTH-DOWN EFFICIENCY

2024 REGULAR SEASON FOURTH-DOWN EFFICIENCY

| Date | Opponent | PACKERS | | | | | | OPPONENT | | | | | |
|---------------|-----------------|--------------|---------------|--------------|--------------|--------------|---------------|--------------|--------------|---------------|--------------|--------------|---------------|
| | | 4th & 1 | 4th & 2 | 4th & 3 | 4th & 4 | 4th & 5+ | Total | 4th & 1 | 4th & 2 | 4th & 3 | 4th & 4 | 4th & 5+ | Total |
| 09/06 | at Philadelphia | 0 / 0 | 1 / 1 | 0 / 0 | 0 / 0 | 0 / 0 | 1 / 1 | 0 / 0 | 0 / 0 | 1 / 1 | 0 / 0 | 0 / 0 | 1 / 1 |
| 09/15 | Indianapolis | -- | -- | -- | -- | -- | -- | -- | -- | -- | -- | -- | -- |
| 09/22 | at Tennessee | -- | -- | -- | -- | -- | -- | -- | -- | -- | -- | -- | -- |
| 09/29 | Minnesota | -- | -- | -- | -- | -- | -- | -- | -- | -- | -- | -- | -- |
| 10/06 | at L.A. Rams | -- | -- | -- | -- | -- | -- | -- | -- | -- | -- | -- | -- |
| 10/13 | Arizona | -- | -- | -- | -- | -- | -- | -- | -- | -- | -- | -- | -- |
| 10/20 | Houston | -- | -- | -- | -- | -- | -- | -- | -- | -- | -- | -- | -- |
| 10/27 | at Jacksonville | -- | -- | -- | -- | -- | -- | -- | -- | -- | -- | -- | -- |
| 11/03 | Detroit | -- | -- | -- | -- | -- | -- | -- | -- | -- | -- | -- | -- |
| 11/17 | at Chicago | -- | -- | -- | -- | -- | -- | -- | -- | -- | -- | -- | -- |
| 11/24 | San Francisco | -- | -- | -- | -- | -- | -- | -- | -- | -- | -- | -- | -- |
| 11/28 | Miami | -- | -- | -- | -- | -- | -- | -- | -- | -- | -- | -- | -- |
| 12/05 | at Detroit | -- | -- | -- | -- | -- | -- | -- | -- | -- | -- | -- | -- |
| 12/15 | at Seattle | -- | -- | -- | -- | -- | -- | -- | -- | -- | -- | -- | -- |
| 12/23 | New Orleans | -- | -- | -- | -- | -- | -- | -- | -- | -- | -- | -- | -- |
| 12/29 | at Minnesota | -- | -- | -- | -- | -- | -- | -- | -- | -- | -- | -- | -- |
| 01/05 | Chicago | -- | -- | -- | -- | -- | -- | -- | -- | -- | -- | -- | -- |
| TOTALS | | 0 / 0 | 1 / 1 | 0 / 0 | 0 / 0 | 0 / 0 | 1 / 1 | 0 / 0 | 0 / 0 | 1 / 1 | 0 / 0 | 0 / 0 | 1 / 1 |
| | | 0.0% | 100.0% | 0.0% | 0.0% | 0.0% | 100.0% | 0.0% | 0.0% | 100.0% | 0.0% | 0.0% | 100.0% |

INSIDE THE 20

| DATE | OPPONENT | OFFENSE | DEFENSE |
|-------|-----------------|--|---|
| 09/06 | at Philadelphia | FG - 31 yards FG - 23 yards TD - Pass FG - 26 yards | TD - Pass TD - Run FG - 38 yards TD - Run Interception FG - 21 yards |
| 09/15 | Indianapolis | -- | -- |
| 09/22 | at Tennessee | -- | -- |
| 09/29 | Minnesota | -- | -- |
| 10/06 | at L. A. Rams | -- | -- |
| 10/13 | Arizona | -- | -- |
| 10/20 | Houston | -- | -- |
| 10/27 | at Jacksonville | -- | -- |
| 11/03 | Detroit | -- | -- |
| 11/17 | at Chicago | -- | -- |
| 11/24 | San Francisco | -- | -- |
| 11/28 | Miami | -- | -- |
| 12/05 | at Detroit | -- | -- |
| 12/15 | at Seattle | -- | -- |
| 12/23 | New Orleans | -- | -- |
| 12/29 | at Minnesota | -- | -- |
| 01/05 | Chicago | -- | -- |

| OFFENSE DEFENSE | | |
|----------------------------|------|------|
| Inside the 20 | 4 | 6 |
| Scores | 4 | 5 |
| Touchdowns | 1 | 3 |
| Field Goals | 3 | 2 |
| Total Points in 20 | 16 | 27 |
| Fumbles | 0 | 0 |
| Interceptions | 0 | 1 |
| Missed Field Goals | 0 | 0 |
| Lost on Downs | 0 | 0 |
| End of Half/Game | 0 | 0 |
| TDs Outside | 2 | 1 |
| Red-Zone Percentage | 25.0 | 50.0 |

GOAL-TO-GO SITUATIONS

| DATE | OPPONENT | OFFENSE | DEFENSE |
|-------|-----------------|------------------------------------|-----------------------|
| 09/06 | at Philadelphia | Field Goal - 23 yards TD - Pass | Field Goal - 21 yards |
| 09/15 | Indianapolis | -- | -- |
| 09/22 | at Tennessee | -- | -- |
| 09/29 | Minnesota | -- | -- |
| 10/06 | at L. A. Rams | -- | -- |
| 10/13 | Arizona | -- | -- |
| 10/20 | Houston | -- | -- |
| 10/27 | at Jacksonville | -- | -- |
| 11/03 | Detroit | -- | -- |
| 11/17 | at Chicago | -- | -- |
| 11/24 | San Francisco | -- | -- |
| 11/28 | Miami | -- | -- |
| 12/05 | at Detroit | -- | -- |
| 12/15 | at Seattle | -- | -- |
| 12/23 | New Orleans | -- | -- |
| 12/29 | at Minnesota | -- | -- |
| 01/05 | Chicago | -- | -- |

| OFFENSE DEFENSE | | |
|---------------------------------|------|-----|
| Goal-To-Go Situations | 2 | 1 |
| Scores | 2 | 1 |
| Touchdowns | 1 | 0 |
| Field Goals | 1 | 1 |
| Total Points | 10 | 3 |
| Fumbles | 0 | 0 |
| Interceptions | 0 | 0 |
| Missed Field Goals | 0 | 0 |
| Missed Field Goals (G2G) | 0 | 0 |
| Lost on Downs | 0 | 0 |
| End of Half/Game | 0 | 0 |
| Goal-to-Go Percentage | 50.0 | 0.0 |

BIG PLAYS OF 20+ YARDS

2024 REGULAR SEASON - BIG PLAYS OF 20+ YARDS

| DATE | OPPONENT | QTR | PACKERS PLAYER | RUN | PASS | DOWN | RESULT | OPP. PLAYER | RUN | PASS | DOWN | RESULT |
|---------------|-----------------|-------|--------------------------------------|---|-------|-------------|---------|---|-------|-------|-------------|--------|
| 09/06 | at Philadelphia | 2 | Jayden Reed run | 331 | | 1-10-PHI 33 | TD | 2 Jalen Hurts -> A.J. Brown | 20 | | 3-8-PHI 32 | TD |
| | | 2 | Jordan Love -> Jayden Reed | 701 | | 3-10-GB 30 | TD | 2 Jalen Hurts -> DeVonta Smith | 25 | | 2-9-GB 47 | TD |
| | | 3 | Jordan Love -> Tucker Kraft | | 29 | 1-10-PHI 45 | TD | 2 Jalen Hurts -> Dallas Goedert | 21 | | 3-7-PHI 39 | FG |
| | | 3 | Josh Jacobs run | 22 | | 1-10-PHI 47 | Miss FG | 3 Jalen Hurts -> A.J. Brown | 671 | | 2-7-PHI 33 | TD |
| | | 4 | Josh Jacobs run | 32 | | 1-10-GB 13 | FG | 3 Saquon Barkley run | 34 | | 1-10-PHI 33 | INT |
| | | 4 | Jordan Love -> Jayden Reed | 26 | | 3-5- 50 | FG | | | | | |
| | | 4 | Jordan Love -> Jayden Reed | 33 | | 1-10-GB 16 | Game | | | | | |
| 09/15 | ** ** | ** ** | ** ** | ** ** | ** ** | ** ** | ** ** | ** ** | ** ** | ** ** | ** ** | ** ** |
| 09/22 | ** ** | ** ** | ** ** | ** ** | ** ** | ** ** | ** ** | ** ** | ** ** | ** ** | ** ** | ** ** |
| 09/29 | ** ** | ** ** | ** ** | ** ** | ** ** | ** ** | ** ** | ** ** | ** ** | ** ** | ** ** | ** ** |
| 10/06 | ** ** | ** ** | ** ** | ** ** | ** ** | ** ** | ** ** | ** ** | ** ** | ** ** | ** ** | ** ** |
| 10/13 | ** ** | ** ** | ** ** | ** ** | ** ** | ** ** | ** ** | ** ** | ** ** | ** ** | ** ** | ** ** |
| 10/20 | ** ** | ** ** | ** ** | ** ** | ** ** | ** ** | ** ** | ** ** | ** ** | ** ** | ** ** | ** ** |
| 10/27 | ** ** | ** ** | ** ** | ** ** | ** ** | ** ** | ** ** | ** ** | ** ** | ** ** | ** ** | ** ** |
| 11/03 | ** ** | ** ** | ** ** | ** ** | ** ** | ** ** | ** ** | ** ** | ** ** | ** ** | ** ** | ** ** |
| 11/17 | ** ** | ** ** | ** ** | ** ** | ** ** | ** ** | ** ** | ** ** | ** ** | ** ** | ** ** | ** ** |
| 11/24 | ** ** | ** ** | ** ** | ** ** | ** ** | ** ** | ** ** | ** ** | ** ** | ** ** | ** ** | ** ** |
| 11/28 | ** ** | ** ** | ** ** | ** ** | ** ** | ** ** | ** ** | ** ** | ** ** | ** ** | ** ** | ** ** |
| 12/05 | ** ** | ** ** | ** ** | ** ** | ** ** | ** ** | ** ** | ** ** | ** ** | ** ** | ** ** | ** ** |
| 12/15 | ** ** | ** ** | ** ** | ** ** | ** ** | ** ** | ** ** | ** ** | ** ** | ** ** | ** ** | ** ** |
| 12/22 | ** ** | ** ** | ** ** | ** ** | ** ** | ** ** | ** ** | ** ** | ** ** | ** ** | ** ** | ** ** |
| 12/29 | ** ** | ** ** | ** ** | ** ** | ** ** | ** ** | ** ** | ** ** | ** ** | ** ** | ** ** | ** ** |
| 01/05 | ** ** | ** ** | ** ** | ** ** | ** ** | ** ** | ** ** | ** ** | ** ** | ** ** | ** ** | ** ** |
| TOTALS | | | | 7 - 245 (35.0), 2 TDS (3 RUNS, 1 TD, 4 PASSES, 1 TD) | | | | 5 - 167 (33.4), 1 TDS (1 RUN, 0 TDS, 4 PASSES, 1 TD) | | | | |

BIG PLAYS: RUSH 10+, RECEPTIONS 20+, RETURNS 30+

| | | RUSHES | | | | RECEPTIONS | | | | RETURNS | | | |
|-------|-----------------|-------------|----------------|-----|---------|------------|--------------|-----|--------|---------|--------|-----|--------|
| DATE | OPPONENT | GAIN | PLAYER | QTR | RESULT | GAIN | PLAYER | QTR | RESULT | GAIN | PLAYER | QTR | RESULT |
| 09/06 | at Philadelphia | 14 | Emanuel Wilson | 2' | TD | 70t | Jayden Reed | 2 | TD | | | | |
| | | 18 | Emanuel Wilson | 2' | TD | 29 | Tucker Kraft | 3 | TD | | | | |
| | | 33t | Jayden Reed | 2' | TD | 26 | Jayden Reed | 4 | FG | | | | |
| | | 22 | Josh Jacobs | 3 | Miss FG | 33 | Jayden Reed | 4 | Game | | | | |
| | 32 | Josh Jacobs | 4 | FG | | | | | | | | | |
| 09/15 | Indianapolis | -- | -- | -- | -- | -- | -- | -- | -- | -- | -- | -- | -- |
| 09/22 | at Tennessee | -- | -- | -- | -- | -- | -- | -- | -- | -- | -- | -- | -- |
| 09/29 | Minnesota | -- | -- | -- | -- | -- | -- | -- | -- | -- | -- | -- | -- |
| 10/06 | at L.A. Rams | -- | -- | -- | -- | -- | -- | -- | -- | -- | -- | -- | -- |
| 10/13 | Arizona | -- | -- | -- | -- | -- | -- | -- | -- | -- | -- | -- | -- |
| 10/20 | Houston | -- | -- | -- | -- | -- | -- | -- | -- | -- | -- | -- | -- |
| 10/27 | at Jacksonville | -- | -- | -- | -- | -- | -- | -- | -- | -- | -- | -- | -- |
| 11/03 | Detroit | -- | -- | -- | -- | -- | -- | -- | -- | -- | -- | -- | -- |
| 11/17 | at Chicago | -- | -- | -- | -- | -- | -- | -- | -- | -- | -- | -- | -- |
| 11/24 | San Francisco | -- | -- | -- | -- | -- | -- | -- | -- | -- | -- | -- | -- |
| 11/28 | Miami | -- | -- | -- | -- | -- | -- | -- | -- | -- | -- | -- | -- |
| 12/05 | at Detroit | -- | -- | -- | -- | -- | -- | -- | -- | -- | -- | -- | -- |
| 12/15 | at Seattle | -- | -- | -- | -- | -- | -- | -- | -- | -- | -- | -- | -- |
| 12/23 | New Orleans | -- | -- | -- | -- | -- | -- | -- | -- | -- | -- | -- | -- |
| 12/29 | at Minnesota | -- | -- | -- | -- | -- | -- | -- | -- | -- | -- | -- | -- |
| 01/05 | Chicago | -- | -- | -- | -- | -- | -- | -- | -- | -- | -- | -- | -- |

* - result within the same drive

BIG-YARDAGE GAMES

2024 REGULAR SEASON BIG-YARDAGE GAMES

100-YARD PASS RECEIVERS

| DATE | OPPONENT | PLAYER | REC. | YDS. | AVG. | LG | TD |
|------|-----------------|-------------|------|------|------|-----|----|
| 9/6 | at Philadelphia | Jayden Reed | 4 | 138 | 34.5 | 70t | 1 |

2024 OPPONENTS BIG-YARDAGE GAMES

100-YARD PASS RECEIVERS

| DATE | OPPONENT | PLAYER | REC. | YDS. | AVG. | LG | TD |
|------|-----------------|------------|------|------|------|-----|----|
| 9/6 | at Philadelphia | A.J. Brown | 5 | 119 | 23.8 | 67t | 1 |

100-YARD RUSHERS

| DATE | OPPONENT | PLAYER | ATT. | YDS. | AVG. | LG | TD |
|------|-----------------|----------------|------|------|------|----|----|
| 9/6 | at Philadelphia | Saquon Barkley | 24 | 109 | 4.5 | 34 | 2 |

COMPLETIONS BY DISTANCE

2024 REGULAR SEASON

| DATE | OPPONENT | QUARTERBACK | LOSS | 0-9 | 10-19 | 20-29 | 30-39 | 40-49 | 50+ |
|----------------------|-----------------|--------------------|------|-------|-------|-------|-------|-------|-------|
| 09/06 | at Philadelphia | Love | -- | 9 (1) | 4 | 2 | 1 | -- | 1 (1) |
| 09/15 | Indianapolis | -- | -- | -- | -- | -- | -- | -- | -- |
| 09/22 | at Tennessee | -- | -- | -- | -- | -- | -- | -- | -- |
| 09/29 | Minnesota | -- | -- | -- | -- | -- | -- | -- | -- |
| 10/06 | at L.A. Rams | -- | -- | -- | -- | -- | -- | -- | -- |
| 10/13 | Arizona | -- | -- | -- | -- | -- | -- | -- | -- |
| 10/20 | Houston | -- | -- | -- | -- | -- | -- | -- | -- |
| 10/27 | at Jacksonville | -- | -- | -- | -- | -- | -- | -- | -- |
| 11/03 | Detroit | -- | -- | -- | -- | -- | -- | -- | -- |
| 11/17 | at Chicago | -- | -- | -- | -- | -- | -- | -- | -- |
| 11/24 | San Francisco | -- | -- | -- | -- | -- | -- | -- | -- |
| 11/28 | Miami | -- | -- | -- | -- | -- | -- | -- | -- |
| 12/05 | at Detroit | -- | -- | -- | -- | -- | -- | -- | -- |
| 12/15 | at Seattle | -- | -- | -- | -- | -- | -- | -- | -- |
| 12/23 | New Orleans | -- | -- | -- | -- | -- | -- | -- | -- |
| 12/29 | at Minnesota | -- | -- | -- | -- | -- | -- | -- | -- |
| 01/05 | Chicago | -- | -- | -- | -- | -- | -- | -- | -- |
| PLAYER TOTALS | | Love | -- | 9 (1) | 4 | 2 | 1 | -- | 1 (1) |
| | | TEAM TOTALS | -- | 9 (1) | 4 | 2 | 1 | -- | 1 (1) |

WEEKLY INDIVIDUAL STATISTICAL LEADERS

| 2024 REGULAR SEASON GREEN BAY PACKERS WEEK-BY-WEEK LEADERS (THROUGH WEEK 1) | | | | | | | | | | | | | | | | | | | | | | | |
|---|-------------|---------|-----|---------|---------------|-----------|-----|-----------|-----|----------|---------------|---------|-----|------------|-----|-----------------|-----|----------|-----|--------------|-----|--------|-----|
| | | SCORING | | | PASSING YARDS | | | CARRIES | | | RUSHING YARDS | | | RECEPTIONS | | RECEIVING YARDS | | TACKLES | | SOLO TACKLES | | SACKS | |
| DATE | OPPONENT | PLAYER | NO. | PLAYER | NO. | PLAYER | NO. | PLAYER | NO. | PLAYER | NO. | PLAYER | NO. | PLAYER | NO. | PLAYER | NO. | PLAYER | NO. | PLAYER | NO. | PLAYER | NO. |
| 09/06 | at Eagles | J. Reed | 12 | J. Love | 260 | J. Jacobs | 16 | J. Jacobs | 84 | R. Doubs | 4 | J. Reed | 138 | J. Bullard | 11 | J. Bullard | 7 | K. Nixon | 1.0 | | | | |
| 09/15 | Colts | -- | -- | -- | -- | -- | -- | -- | -- | -- | -- | -- | -- | -- | -- | -- | -- | -- | -- | -- | -- | -- | -- |
| 09/22 | at Titans | -- | -- | -- | -- | -- | -- | -- | -- | -- | -- | -- | -- | -- | -- | -- | -- | -- | -- | -- | -- | -- | -- |
| 09/29 | Vikings | -- | -- | -- | -- | -- | -- | -- | -- | -- | -- | -- | -- | -- | -- | -- | -- | -- | -- | -- | -- | -- | -- |
| 10/06 | at Rams | -- | -- | -- | -- | -- | -- | -- | -- | -- | -- | -- | -- | -- | -- | -- | -- | -- | -- | -- | -- | -- | -- |
| 10/13 | Cardinals | -- | -- | -- | -- | -- | -- | -- | -- | -- | -- | -- | -- | -- | -- | -- | -- | -- | -- | -- | -- | -- | -- |
| 10/20 | Texans | -- | -- | -- | -- | -- | -- | -- | -- | -- | -- | -- | -- | -- | -- | -- | -- | -- | -- | -- | -- | -- | -- |
| 10/27 | at Jaguars | -- | -- | -- | -- | -- | -- | -- | -- | -- | -- | -- | -- | -- | -- | -- | -- | -- | -- | -- | -- | -- | -- |
| 11/03 | Lions | -- | -- | -- | -- | -- | -- | -- | -- | -- | -- | -- | -- | -- | -- | -- | -- | -- | -- | -- | -- | -- | -- |
| 11/17 | at Bears | -- | -- | -- | -- | -- | -- | -- | -- | -- | -- | -- | -- | -- | -- | -- | -- | -- | -- | -- | -- | -- | -- |
| 11/24 | 49ers | -- | -- | -- | -- | -- | -- | -- | -- | -- | -- | -- | -- | -- | -- | -- | -- | -- | -- | -- | -- | -- | -- |
| 11/28 | Dolphins | -- | -- | -- | -- | -- | -- | -- | -- | -- | -- | -- | -- | -- | -- | -- | -- | -- | -- | -- | -- | -- | -- |
| 12/05 | at Lions | -- | -- | -- | -- | -- | -- | -- | -- | -- | -- | -- | -- | -- | -- | -- | -- | -- | -- | -- | -- | -- | -- |
| 12/15 | at Seahawks | -- | -- | -- | -- | -- | -- | -- | -- | -- | -- | -- | -- | -- | -- | -- | -- | -- | -- | -- | -- | -- | -- |
| 12/23 | Saints | -- | -- | -- | -- | -- | -- | -- | -- | -- | -- | -- | -- | -- | -- | -- | -- | -- | -- | -- | -- | -- | -- |
| 12/29 | at Vikings | -- | -- | -- | -- | -- | -- | -- | -- | -- | -- | -- | -- | -- | -- | -- | -- | -- | -- | -- | -- | -- | -- |
| 01/05 | Bears | -- | -- | -- | -- | -- | -- | -- | -- | -- | -- | -- | -- | -- | -- | -- | -- | -- | -- | -- | -- | -- | -- |
| MOST TIMES LED (INCLUDING TIES) | | J. REED | 1 | J. LOVE | 1 | J. JACOBS | 1 | J. JACOBS | 1 | R. DOUBS | 1 | J. REED | 1 | J. BULLARD | 1 | J. BULLARD | 1 | K. NIXON | 1 | | | | |
| | | | | | | | | | | J. REED | | | | Q. WALKER | | Q. WALKER | | R. GARY | | | | | |

| OPPONENTS | | | | | | | | | | | | | | | | | | | | | | | |
|-----------|-------------|------------|-----|----------|---------------|------------|-----|------------|-----|----------|---------------|----------|-----|------------|-----|-----------------|-----|---------|-----|--------------|-----|--------|-----|
| | | SCORING | | | PASSING YARDS | | | CARRIES | | | RUSHING YARDS | | | RECEPTIONS | | RECEIVING YARDS | | TACKLES | | SOLO TACKLES | | SACKS | |
| DATE | OPPONENT | PLAYER | NO. | PLAYER | NO. | PLAYER | NO. | PLAYER | NO. | PLAYER | NO. | PLAYER | NO. | PLAYER | NO. | PLAYER | NO. | PLAYER | NO. | PLAYER | NO. | PLAYER | NO. |
| 09/06 | at Eagles | S. Barkley | 18 | J. Hurts | 278 | S. Barkley | 24 | S. Barkley | 109 | D. Smith | 7 | A. Brown | 119 | Z. Baun | 15 | Z. Baun | 11 | Z. Baun | 2.0 | | | | |
| 09/15 | Colts | -- | -- | -- | -- | -- | -- | -- | -- | -- | -- | -- | -- | -- | -- | -- | -- | -- | -- | -- | -- | -- | -- |
| 09/22 | at Titans | -- | -- | -- | -- | -- | -- | -- | -- | -- | -- | -- | -- | -- | -- | -- | -- | -- | -- | -- | -- | -- | -- |
| 09/29 | Vikings | -- | -- | -- | -- | -- | -- | -- | -- | -- | -- | -- | -- | -- | -- | -- | -- | -- | -- | -- | -- | -- | -- |
| 10/06 | at Rams | -- | -- | -- | -- | -- | -- | -- | -- | -- | -- | -- | -- | -- | -- | -- | -- | -- | -- | -- | -- | -- | -- |
| 10/13 | Cardinals | -- | -- | -- | -- | -- | -- | -- | -- | -- | -- | -- | -- | -- | -- | -- | -- | -- | -- | -- | -- | -- | -- |
| 10/20 | Texans | -- | -- | -- | -- | -- | -- | -- | -- | -- | -- | -- | -- | -- | -- | -- | -- | -- | -- | -- | -- | -- | -- |
| 10/27 | at Jaguars | -- | -- | -- | -- | -- | -- | -- | -- | -- | -- | -- | -- | -- | -- | -- | -- | -- | -- | -- | -- | -- | -- |
| 11/03 | Lions | -- | -- | -- | -- | -- | -- | -- | -- | -- | -- | -- | -- | -- | -- | -- | -- | -- | -- | -- | -- | -- | -- |
| 11/17 | at Bears | -- | -- | -- | -- | -- | -- | -- | -- | -- | -- | -- | -- | -- | -- | -- | -- | -- | -- | -- | -- | -- | -- |
| 11/24 | 49ers | -- | -- | -- | -- | -- | -- | -- | -- | -- | -- | -- | -- | -- | -- | -- | -- | -- | -- | -- | -- | -- | -- |
| 11/28 | Dolphins | -- | -- | -- | -- | -- | -- | -- | -- | -- | -- | -- | -- | -- | -- | -- | -- | -- | -- | -- | -- | -- | -- |
| 12/05 | at Lions | -- | -- | -- | -- | -- | -- | -- | -- | -- | -- | -- | -- | -- | -- | -- | -- | -- | -- | -- | -- | -- | -- |
| 12/15 | at Seahawks | -- | -- | -- | -- | -- | -- | -- | -- | -- | -- | -- | -- | -- | -- | -- | -- | -- | -- | -- | -- | -- | -- |
| 12/23 | Saints | -- | -- | -- | -- | -- | -- | -- | -- | -- | -- | -- | -- | -- | -- | -- | -- | -- | -- | -- | -- | -- | -- |
| 12/29 | at Vikings | -- | -- | -- | -- | -- | -- | -- | -- | -- | -- | -- | -- | -- | -- | -- | -- | -- | -- | -- | -- | -- | -- |
| 01/05 | Bears | -- | -- | -- | -- | -- | -- | -- | -- | -- | -- | -- | -- | -- | -- | -- | -- | -- | -- | -- | -- | -- | -- |

TURNOVER CHART

2024 REGULAR SEASON - DEFENSIVE TAKEAWAYS

| DATE | OPPONENT | TAKEAWAY | QTR. | SCORE | YD-LINE | RESULT |
|-------|-----------------|--|-------------|---------------------|----------------------------|----------------|
| 09/06 | at Philadelphia | X. McKinney INT (J. Hurts) D. Wyatt FR (J. Hurts fumble) J. Alexander INT (J. Hurts) | 1 1 4 | 0-0 3-0 26-31 | PHI-36 PHI-13 GB(-4) | FG FG FG |
| 09/15 | -- | -- | -- | -- | -- | -- |
| 09/22 | -- | -- | -- | -- | -- | -- |
| 09/29 | -- | -- | -- | -- | -- | -- |
| 10/06 | -- | -- | -- | -- | -- | -- |
| 10/13 | -- | -- | -- | -- | -- | -- |
| 10/20 | -- | -- | -- | -- | -- | -- |
| 10/27 | -- | -- | -- | -- | -- | -- |
| 11/03 | -- | -- | -- | -- | -- | -- |
| 11/17 | -- | -- | -- | -- | -- | -- |
| 11/24 | -- | -- | -- | -- | -- | -- |
| 11/28 | -- | -- | -- | -- | -- | -- |
| 12/05 | -- | -- | -- | -- | -- | -- |
| 12/15 | -- | -- | -- | -- | -- | -- |
| 12/23 | -- | -- | -- | -- | -- | -- |
| 12/29 | -- | -- | -- | -- | -- | -- |
| 01/05 | -- | -- | -- | -- | -- | -- |

2024 REGULAR SEASON - OFFENSIVE GIVEAWAYS

| DATE | OPPONENT | TAKEAWAY | QTR. | SCORE | YD-LINE | RESULT |
|-------|-----------------|------------------------------|------|-------|---------|--------|
| 09/06 | at Philadelphia | J. Love INT (R. Blankenship) | 3 | 26-24 | GB-25 | TD |
| 09/15 | -- | -- | -- | -- | -- | -- |
| 09/22 | -- | -- | -- | -- | -- | -- |
| 09/29 | -- | -- | -- | -- | -- | -- |
| 10/06 | -- | -- | -- | -- | -- | -- |
| 10/13 | -- | -- | -- | -- | -- | -- |
| 10/20 | -- | -- | -- | -- | -- | -- |
| 10/27 | -- | -- | -- | -- | -- | -- |
| 11/03 | -- | -- | -- | -- | -- | -- |
| 11/17 | -- | -- | -- | -- | -- | -- |
| 11/24 | -- | -- | -- | -- | -- | -- |
| 11/28 | -- | -- | -- | -- | -- | -- |
| 12/05 | -- | -- | -- | -- | -- | -- |
| 12/15 | -- | -- | -- | -- | -- | -- |
| 12/23 | -- | -- | -- | -- | -- | -- |
| 12/29 | -- | -- | -- | -- | -- | -- |
| 01/05 | -- | -- | -- | -- | -- | -- |

2024 REGULAR SEASON - TURNOVERS

| | | |
|-----------------------|--------------------------------------|---|
| Offense: | 1 Giveaway 7 Points (1 TD, 0 FG) | Ratio +2 (3 takes, 1 give) |
| Defense: | 3 Takeaways 9 Points (0 TD, 3 FG) | |
| Special Teams: | 0 Giveaways 0 Points (0 TD, 0 FG) | Points Off Turnovers Ratio +2 (9 scored, 7 allowed) |
| | 0 Takeaways 0 Points (0 TD, 0 FG) | |

TAKEAWAY/GIVEAWAY CHART

| DATE | OPPONENT | GB +/- RATIO | GB TAKES | POINTS OFF TAKES | GB GIVES | POINTS OFF GIVES | POINTS OFF TO RATIO |
|--------|-----------------|-----------------|------------------|---------------------|------------------|---------------------|------------------------|
| 09/06 | at Philadelphia | +2 | 3 (1 FUM, 2 INT) | 9 | 1 (0 FUM, 1 INT) | 7 | +2 |
| 09/15 | | -- | -- | -- | -- | -- | -- |
| 09/22 | | -- | -- | -- | -- | -- | -- |
| 09/29 | | -- | -- | -- | -- | -- | -- |
| 10/06 | | -- | -- | -- | -- | -- | -- |
| 10/13 | | -- | -- | -- | -- | -- | -- |
| 10/20 | | -- | -- | -- | -- | -- | -- |
| 10/27 | | -- | -- | -- | -- | -- | -- |
| 11/03 | | -- | -- | -- | -- | -- | -- |
| 11/17 | | -- | -- | -- | -- | -- | -- |
| 11/24 | | -- | -- | -- | -- | -- | -- |
| 11/28 | | -- | -- | -- | -- | -- | -- |
| 12/05 | | -- | -- | -- | -- | -- | -- |
| 12/15 | | -- | -- | -- | -- | -- | -- |
| 12/23 | | -- | -- | -- | -- | -- | -- |
| 12/29 | | -- | -- | -- | -- | -- | -- |
| 01/05 | | -- | -- | -- | -- | -- | -- |
| TOTALS | | +2 | 3 (1 FUM, 2 INT) | 9 | 1 (0 FUM, 1 INT) | 7 | +2 |

TEAM HIGHS AND LOWS

2024 REGULAR SEASON GREEN BAY PACKERS OFFENSIVE HIGHS AND LOWS (THROUGH WEEK 1)

| HIGH | DATE | OPPONENT | CATEGORY | OPPONENT | DATE | LOW |
|--------|------|-----------------|--------------------------------|-----------------|------|--------|
| 29 | 9/6 | at Philadelphia | Points | at Philadelphia | 9/6 | 29 |
| 13 | 9/6 | at Philadelphia | Points in a Quarter | at Philadelphia | 9/6 | 3 |
| 19 | 9/6 | at Philadelphia | Points in a Half | at Philadelphia | 9/6 | 10 |
| 3 | 9/6 | at Philadelphia | Total Touchdowns | at Philadelphia | 9/6 | 3 |
| 58 | 9/6 | at Philadelphia | Total Plays | at Philadelphia | 9/6 | 58 |
| 414 | 9/6 | at Philadelphia | Total Net Yards | at Philadelphia | 9/6 | 414 |
| 19 | 9/6 | at Philadelphia | Total First Downs | at Philadelphia | 9/6 | 19 |
| 7 | 9/6 | at Philadelphia | First Downs Rushing | at Philadelphia | 9/6 | 7 |
| 9 | 9/6 | at Philadelphia | First Downs Passing | at Philadelphia | 9/6 | 9 |
| 3 | 9/6 | at Philadelphia | First-Down Penalties | at Philadelphia | 9/6 | 3 |
| 27.3% | 9/6 | at Philadelphia | Third-Down Efficiency | at Philadelphia | 9/6 | 27.3% |
| 7.1 | 9/6 | at Philadelphia | Average Yards Per Play | at Philadelphia | 9/6 | 7.1 |
| 163 | 9/6 | at Philadelphia | Total Net Yards Rushing | at Philadelphia | 9/6 | 163 |
| 21 | 9/6 | at Philadelphia | Rushing Attempts | at Philadelphia | 9/6 | 21 |
| 7.8 | 9/6 | at Philadelphia | Rushing Average Yards | at Philadelphia | 9/6 | 7.8 |
| 1 | 9/6 | at Philadelphia | Rushing Touchdowns | at Philadelphia | 9/6 | 1 |
| 251 | 9/6 | at Philadelphia | Total Net Yards Passing | at Philadelphia | 9/6 | 251 |
| 35 | 9/6 | at Philadelphia | Passing Attempts | at Philadelphia | 9/6 | 35 |
| 17 | 9/6 | at Philadelphia | Passing Completions | at Philadelphia | 9/6 | 17 |
| 2 | 9/6 | at Philadelphia | Passing Touchdowns | at Philadelphia | 9/6 | 2 |
| 6.8 | 9/6 | at Philadelphia | Passing Yards Average | at Philadelphia | 9/6 | 6.8 |
| 1 | 9/6 | at Philadelphia | Passes Thrown for Interception | at Philadelphia | 9/6 | 1 |
| 2 | 9/6 | at Philadelphia | Times Sacked | at Philadelphia | 9/6 | 2 |
| 2 | 9/6 | at Philadelphia | QB Sacks | at Philadelphia | 9/6 | 2 |
| 9 | 9/6 | at Philadelphia | Sack Yards Lost | at Philadelphia | 9/6 | 9 |
| 2 | 9/6 | at Philadelphia | Total Punts | at Philadelphia | 9/6 | 2 |
| 74 | 9/6 | at Philadelphia | Total Punt Yards | at Philadelphia | 9/6 | 74 |
| 37 | 9/6 | at Philadelphia | Punt Gross Average Yards | at Philadelphia | 9/6 | 37 |
| 37 | 9/6 | at Philadelphia | Punt Net Average Yards | at Philadelphia | 9/6 | 37 |
| 0 | 9/6 | at Philadelphia | Punt Returns | at Philadelphia | 9/6 | 0 |
| 0 | 9/6 | at Philadelphia | Punt Return Yards | at Philadelphia | 9/6 | 0 |
| 0.0 | 9/6 | at Philadelphia | Punt Return Yards Average | at Philadelphia | 9/6 | 0.0 |
| 1 | 9/6 | at Philadelphia | Kickoff Returns | at Philadelphia | 9/6 | 1 |
| 24 | 9/6 | at Philadelphia | Kickoff Return Yards | at Philadelphia | 9/6 | 24 |
| 10 | 9/6 | at Philadelphia | Total Penalties | at Philadelphia | 9/6 | 10 |
| 71 | 9/6 | at Philadelphia | Penalty Yards | at Philadelphia | 9/6 | 71 |
| 1 | 9/6 | at Philadelphia | Total Fumbles | at Philadelphia | 9/6 | 1 |
| 0 | 9/6 | at Philadelphia | Fumbles Lost | at Philadelphia | 9/6 | 0 |
| 27:13 | 9/6 | at Philadelphia | Time of Possession | at Philadelphia | 9/6 | 27:13 |
| 1 | 9/6 | at Philadelphia | Turnovers | at Philadelphia | 9/6 | 1 |
| 47,236 | 9/6 | at Philadelphia | Attendance | at Philadelphia | 9/6 | 47,236 |

TEAM HIGHS AND LOWS

2024 REGULAR SEASON GREEN BAY PACKERS DEFENSIVE HIGHS AND LOWS (THROUGH WEEK 1)

| HIGH | DATE | OPPONENT | CATEGORY | OPPONENT | DATE | LOW |
|--------|------|-----------------|--------------------------------|-----------------|------|--------|
| 34 | 9/6 | at Philadelphia | Points | at Philadelphia | 9/6 | 34 |
| 17 | 9/6 | at Philadelphia | Points in a Quarter | at Philadelphia | 9/6 | 0 |
| 17 | 9/6 | at Philadelphia | Points in a Half | at Philadelphia | 9/6 | 17 |
| 4 | 9/6 | at Philadelphia | Total Touchdowns | at Philadelphia | 9/6 | 4 |
| 74 | 9/6 | at Philadelphia | Total Plays | at Philadelphia | 9/6 | 74 |
| 410 | 9/6 | at Philadelphia | Total Net Yards | at Philadelphia | 9/6 | 410 |
| 25 | 9/6 | at Philadelphia | Total First Downs | at Philadelphia | 9/6 | 25 |
| 8 | 9/6 | at Philadelphia | First Downs Rushing | at Philadelphia | 9/6 | 8 |
| 14 | 9/6 | at Philadelphia | First Downs Passing | at Philadelphia | 9/6 | 14 |
| 3 | 9/6 | at Philadelphia | First-Down Penalties | at Philadelphia | 9/6 | 3 |
| 28.6% | 9/6 | at Philadelphia | Third-Down Efficiency | at Philadelphia | 9/6 | 28.6% |
| 5.5 | 9/6 | at Philadelphia | Average Yards Per Play | at Philadelphia | 9/6 | 5.5 |
| 144 | 9/6 | at Philadelphia | Total Net Yards Rushing | at Philadelphia | 9/6 | 144 |
| 38 | 9/6 | at Philadelphia | Rushing Attempts | at Philadelphia | 9/6 | 38 |
| 3.8 | 9/6 | at Philadelphia | Rushing Average Yards | at Philadelphia | 9/6 | 3.8 |
| 2 | 9/6 | at Philadelphia | Rushing Touchdowns | at Philadelphia | 9/6 | 2 |
| 266 | 9/6 | at Philadelphia | Total Net Yards Passing | at Philadelphia | 9/6 | 266 |
| 34 | 9/6 | at Philadelphia | Passing Attempts | at Philadelphia | 9/6 | 34 |
| 20 | 9/6 | at Philadelphia | Passing Completions | at Philadelphia | 9/6 | 20 |
| 2 | 9/6 | at Philadelphia | Passing Touchdowns | at Philadelphia | 9/6 | 2 |
| 7.4 | 9/6 | at Philadelphia | Passing Yards Average | at Philadelphia | 9/6 | 7.4 |
| 2 | 9/6 | at Philadelphia | Passes Thrown for Interception | at Philadelphia | 9/6 | 2 |
| 2 | 9/6 | at Philadelphia | Times Sacked | at Philadelphia | 9/6 | 2 |
| 2 | 9/6 | at Philadelphia | QB Sacks | at Philadelphia | 9/6 | 2 |
| 12 | 9/6 | at Philadelphia | Sack Yards Lost | at Philadelphia | 9/6 | 12 |
| 2 | 9/6 | at Philadelphia | Total Punts | at Philadelphia | 9/6 | 2 |
| 101 | 9/6 | at Philadelphia | Total Punt Yards | at Philadelphia | 9/6 | 101 |
| 50.5 | 9/6 | at Philadelphia | Punt Gross Average Yards | at Philadelphia | 9/6 | 50.5 |
| 50.5 | 9/6 | at Philadelphia | Punt Net Average Yards | at Philadelphia | 9/6 | 50.5 |
| 0 | 9/6 | at Philadelphia | Punt Returns | at Philadelphia | 9/6 | 0 |
| 0 | 9/6 | at Philadelphia | Punt Return Yards | at Philadelphia | 9/6 | 0 |
| 0.0 | 9/6 | at Philadelphia | Punt Return Yards Average | at Philadelphia | 9/6 | 0.0 |
| 2 | 9/6 | at Philadelphia | Kickoff Returns | at Philadelphia | 9/6 | 2 |
| 38 | 9/6 | at Philadelphia | Kickoff Return Yards | at Philadelphia | 9/6 | 38 |
| 7 | 9/6 | at Philadelphia | Total Penalties | at Philadelphia | 9/6 | 7 |
| 57 | 9/6 | at Philadelphia | Penalty Yards | at Philadelphia | 9/6 | 57 |
| 2 | 9/6 | at Philadelphia | Total Fumbles | at Philadelphia | 9/6 | 2 |
| 1 | 9/6 | at Philadelphia | Fumbles Lost | at Philadelphia | 9/6 | 1 |
| 32:47 | 9/6 | at Philadelphia | Time of Possession | at Philadelphia | 9/6 | 32:47 |
| 3 | 9/6 | at Philadelphia | Turnovers | at Philadelphia | 9/6 | 3 |
| 47,236 | 9/6 | at Philadelphia | Attendance | at Philadelphia | 9/6 | 47,236 |

INDIVIDUAL SINGLE-GAME HIGHS

2024 REGULAR SEASON PACKERS INDIVIDUAL SINGLE-GAME HIGHS

| | | | | | | | | |
|------------------------------|------|------------------|-----------|-------|------|------------------|-----------|-------|
| Touchdowns | 2 | Jayden Reed | at Eagles | 09/06 | 3 | Saquon Barkley | at Eagles | 09/06 |
| Passes Attempted | 34 | Jordan Love | at Eagles | 09/06 | 34 | Jalen Hurts | at Eagles | 09/06 |
| Passes Completed | 17 | Jordan Love | at Eagles | 09/06 | 20 | Jalen Hurts | at Eagles | 09/06 |
| Completion Percentage | 50.0 | Jordan Love | at Eagles | 09/06 | | | | |
| Passing Yards | 260 | Jordan Love | at Eagles | 09/06 | 278 | Jalen Hurts | at Eagles | 09/06 |
| Yards Per Attempt | 7.6 | Jordan Love | at Eagles | 09/06 | 8.2 | Jalen Hurts | at Eagles | 09/06 |
| Touchdown Passes | 2 | Jordan Love | at Eagles | 09/06 | 2 | Jalen Hurts | at Eagles | 09/06 |
| Pass Receptions | 4 | Romeo Doubs | at Eagles | 09/06 | 7 | DeVonta Smith | at Eagles | 09/06 |
| | | Jayden Reed | at Eagles | 09/06 | | | | |
| Receiving Yards | 138 | Jayden Reed | at Eagles | 09/06 | 119 | A.J. Brown | at Eagles | 09/06 |
| Touchdown Receptions | 1 | Jayden Reed | at Eagles | 09/06 | 1 | Saquon Barkley | at Eagles | 09/06 |
| | | Christian Watson | at Eagles | 09/06 | | A.J. Brown | at Eagles | 09/06 |
| Rushing Yards | 84 | Josh Jacobs | at Eagles | 09/06 | 109 | Saquon Barkley | at Eagles | 09/06 |
| Rushing Attempts | 16 | Josh Jacobs | at Eagles | 09/06 | 24 | Saquon Barkley | at Eagles | 09/06 |
| Rushing Average | 5.3 | Josh Jacobs | at Eagles | 09/06 | 4.5 | Saquon Barkley | at Eagles | 09/06 |
| Rushing Touchdowns | 1 | Jayden Reed | at Eagles | 09/06 | 2 | Saquon Barkley | at Eagles | 09/06 |
| Yards From Scrimmage | 171 | Jayden Reed | at Eagles | 09/06 | 132 | Saquon Barkley | at Eagles | 09/06 |
| Combined Net Yards | 171 | Jayden Reed | at Eagles | 09/06 | 132 | Saquon Barkley | at Eagles | 09/06 |
| Interceptions Made | 1 | Jaire Alexander | at Eagles | 09/06 | 1 | Reed Blankenship | at Eagles | 09/06 |
| | | Xavier McKinney | at Eagles | 09/06 | | | | |
| Interceptions Thrown | 1 | Jordan Love | at Eagles | 09/06 | 2 | Jalen Hurts | at Eagles | 09/06 |
| INT Return Yards | 17 | Jaire Alexander | at Eagles | 09/06 | 1 | Reed Blankenship | at Eagles | 09/06 |
| | | Xavier McKinney | at Eagles | 09/06 | | | | |
| Tackles | 11 | Javon Bullard | at Eagles | 09/06 | 15 | Zack Baun | at Eagles | 09/06 |
| | | Quay Walker | at Eagles | 09/06 | | | | |
| Sacks | 1.0 | Rashan Gary | at Eagles | 09/06 | 2.0 | Zack Baun | at Eagles | 09/06 |
| | | Keisean Nixon | at Eagles | 09/06 | | | | |
| Punts | 2 | Daniel Whelan | at Eagles | 09/06 | 2 | Braden Mann | at Eagles | 09/06 |
| Punts Inside the 20 | 1 | Daniel Whelan | at Eagles | 09/06 | 1 | Braden Mann | at Eagles | 09/06 |
| Punting Average | 37.0 | Daniel Whelan | at Eagles | 09/06 | 50.5 | Braden Mann | at Eagles | 09/06 |
| Kickoff Returns | 1 | Keisean Nixon | at Eagles | 09/06 | 2 | Kenneth Gainwell | at Eagles | 09/06 |
| Kickoff Return Yards | 24 | Keisean Nixon | at Eagles | 09/06 | 38 | Kenneth Gainwell | at Eagles | 09/06 |
| Field Goals Attempted | 4 | Brayden Narveson | at Eagles | 09/06 | 2 | Jake Elliott | at Eagles | 09/06 |
| Field Goals Made | 3 | Brayden Narveson | at Eagles | 09/06 | 2 | Jake Elliott | at Eagles | 09/06 |

2024 REGULAR SEASON GREEN BAY PACKERS LONGEST PLAYS

| | | | | | | | | |
|----------------------------|----|------------------|-----------|-------|----|------------------|-----------|-------|
| Run From Scrimmage | 33 | Jayden Reed | at Eagles | 09/06 | 34 | Saquon Barkley | at Eagles | 09/06 |
| Touchdown Run | 33 | Jayden Reed | at Eagles | 09/06 | 11 | Saquon Barkley | at Eagles | 09/06 |
| Passing Long | 70 | Jordan Love | at Eagles | 09/06 | 67 | Jalen Hurts | at Eagles | 09/06 |
| Touchdown Pass Long | 70 | Jordan Love | at Eagles | 09/06 | 67 | Jalen Hurts | at Eagles | 09/06 |
| Pass Reception | 70 | Jayden Reed | at Eagles | 09/06 | 67 | A.J. Brown | at Eagles | 09/06 |
| Touchdown Reception | 70 | Jayden Reed | at Eagles | 09/06 | 67 | A.J. Brown | at Eagles | 09/06 |
| Interception Return | 17 | Jaire Alexander | at Eagles | 09/06 | 1 | Reed Blankenship | at Eagles | 09/06 |
| | | Xavier McKinney | at Eagles | 09/06 | | | | |
| Kickoff Return | 24 | Keisean Nixon | at Eagles | 09/06 | 29 | Kenneth Gainwell | at Eagles | 09/06 |
| Punt | 41 | Daniel Whelan | at Eagles | 09/06 | 54 | Braden Mann | at Eagles | 09/06 |
| Field Goal | 31 | Brayden Narveson | at Eagles | 09/06 | 38 | Jake Elliott | at Eagles | 09/06 |
| Field Goal Attempt | 43 | Brayden Narveson | at Eagles | 09/06 | 38 | Jake Elliott | at Eagles | 09/06 |

TEAM RECORD WHEN...

PACKERS REGULAR SEASON RECORD WHEN...

| CATEGORY | 2024 | | 2024 | |
|------------------------------------|--------|-----------|------------------------------------|---------------|
| | SEASON | FROM 1992 | SEASON | FROM 1992 |
| | W-L-T | W-L-T | W-L-T | W-L-T |
| PACKERS AT HOME | 0-0 | 193-62-2 | ON SUNDAY NIGHT | 0-0 36-18 |
| PACKERS ON THE ROAD | 0-1 | 130-129 | ON THURSDAY NIGHT | 0-0 14-12 |
| PACKERS ON GRASS | 0-1 | 265-114-2 | ON MONDAY NIGHT | 0-0 30-24 |
| PACKERS ON ARTIFICIAL TURF | 0-0 | 58-77 | ON SATURDAY | 0-0 6-1 |
| PACKERS IN DOMES | 0-0 | 44-45 | | |
| PACKERS OUTDOORS | 0-1 | 266-140-2 | KICKOFF AT 12:00 CDT | 0-0 165-93-2 |
| | | | KICKOFF AT 3:00/3:05/3:15/3:35 CDT | 0-0 71-41 |
| PACKERS SCORE FIRST | 0-1 | 206-74-2 | | |
| OPPONENT SCORES FIRST | 0-0 | 115-117 | VS. NFC | 0-1 245-138-2 |
| | | | VS. OWN DIVISION OVERALL | 0-0 140-70-2 |
| PACKERS LEAD AFTER 1ST QUARTER | 0-1 | 178-52-1 | VS. OWN DIVISION AT HOME | 0-0 80-24-2 |
| PACKERS TRAIL AFTER 1ST QUARTER | 0-0 | 69-90 | VS. OWN DIVISION ON THE ROAD | 0-0 60-46 |
| PACKERS LEAD AT HALFTIME | 0-1 | 247-48-2 | VS. AFC | 0-0 78-53 |
| PACKERS TRAIL AT HALFTIME | 0-0 | 59-123-1 | | |
| SCORE TIED AT HALFTIME | 0-0 | 17-19 | OPPONENTS HAVE 100-YARD RUSHER | 0-1 56-62-1 |
| PACKERS LEAD AFTER 3RD QUARTER | 0-0 | 271-33-2 | WITH A 300-YARD PASSER | 0-0 87-41 |
| PACKERS TRAIL AFTER 3RD QUARTER | 0-1 | 34-150-1 | VERSUS A 100-YARD RECEIVER | 0-1 98-71-2 |
| GAME GOES TO OVERTIME | 0-0 | 13-9-2 | VERSUS A 300-YARD PASSER | 0-0 51-35-2 |
| | | | WITH A 100-YARD RECEIVER | 0-1 67-44 |
| PACKERS HAVE 100-YARD RUSHER | 0-0 | 90-21-1 | | |
| PACKERS HAVE 300 NET PASSING YARDS | 0-0 | 86-41 | | |
| PACKERS HAVE 100-YARD RECEIVER | 0-1 | 149-61 | | |

THE LAST TIME

BY PACKERS

BY OPPONENT

PASSING

| | | |
|--|----------------------------|--|
| * Never Has Happened * | 500+ YARDS PASSING | 503 yards, Philip Rivers vs. San Diego, 10/18/15 |
| 40 att., Jordan Love vs. L.A. Chargers, 11/19/23 | 40+ PASS ATTEMPTS | 44 att., Jared Goff @ Detroit, 11/23/23 |
| 55 att., Aaron Rodgers @ Detroit, 12/29/19 | 50+ PASS ATTEMPTS | 53 att., Mitchell Trubisky vs. Chicago, 12/15/19 |
| 429 yards, Aaron Rodgers vs. Oakland, 10/20/19 | 400+ YARDS PASSING | 463 yards, Dak Prescott @ Dallas, 10/06/19 |
| 316 yards, Jordan Love vs. Chicago, 01/07/24 | 300+ YARDS PASSING | 312 yards, Bryce Young @ Carolina, 12/24/23 |
| * Never Has Happened * | SEVEN TOUCHDOWN PASSES | * Never Has Happened * |
| 6 tds, Aaron Rodgers (1. 4, 7.3, 40, 56, 18) vs. Chicago, 11/09/14 | SIX TOUCHDOWN PASSES | 6 tds, Tommy Kramer (23, 13, 36, 2, 17, 7) @ Minnesota, 09/28/86 |
| 5 tds, Aaron Rodgers vs. Oakland, 10/20/19 | FIVE TOUCHDOWN PASSES | 5 tds, Jameis Winston @ New Orleans, 09/12/21 |
| 4 tds, Aaron Rodgers: (2, 38, 23, 3) vs. Chicago, 12/12/21 | FOUR TOUCHDOWN PASSES | 4 tds, Baker Mayfield: (19, 26, 2, 52) vs. Tampa Bay, 12/17/23 |
| 3 tds, Jordan Love: (33, 25, 9) @ Minnesota, 12/31/23 | THREE TOUCHDOWN PASSES | 3 tds, Dak Prescott: (3, 5, 35) vs. Dallas, 11/13/22 |
| * Never Has Happened * | SEVEN INTERCEPTIONS THROWN | * Never Has Happened * |
| 6, Tom O'Malley vs. Detroit, 09/17/50 | SIX INTERCEPTIONS THROWN | 6, Don Horn vs. Denver, 09/28/71 |
| 5 ints, Brett Favre @ Cincinnati, 10/30/05 | FIVE INTERCEPTIONS THROWN | 5 ints, Russell Wilson vs. Seattle, 12/11/16 |
| 4 ints, Brett Favre vs. Chicago, 12/25/05 | FOUR INTERCEPTIONS THROWN | 4 ints, Baker Mayfield vs. Cleveland, 12/25/21 |
| 3 ints, Jordan Love @ Las Vegas, 10/09/23 | THREE INTERCEPTIONS THROWN | 3 ints, Kirk Cousins vs. Minnesota, 01/01/23 |
| 2 ints, Jordan Love @ Pittsburgh, 11/12/23 | TWO INTERCEPTIONS THROWN | 2 ints, Jalen Hurts @ Philadelphia, 09/06/24 |

RUSHING

| | | |
|--|-----------------------------------|---|
| * Never Has Happened * | 300+ YARDS RUSHING | * Never Has Happened * |
| 218 yards, Ahman Green vs. Denver, 12/28/03 | 200+ YARDS RUSHING | 210 yards, Adrian Peterson vs. Minnesota, 12/02/12 |
| 168 yards, Aaron Jones vs. Detroit, 09/20/20 | 150-199 YARDS RUSHING | 157 yards, Jalen Hurts @ Philadelphia, 11/27/22 |
| 111 yards, Aaron Jones vs. Chicago, 01/07/24 | 100+ YARDS RUSHING | 109 yards, Saquon Barkley @ Philadelphia, 09/06/24 |
| 111 yards, Aaron Jones vs. Chicago, 01/07/24 | 100-149 YARDS RUSHING | 109 yards, Saquon Barkley @ Philadelphia, 09/06/24 |
| 106 yards/106 yards, DeShawn Wynn/Ryan Grant vs. Detroit, 12/28/08 | TWO 100-YARD RUSHERS | 157 yards/143 yards, Jalen Hurts/Miles Sanders @ Philadelphia, 11/27/22 |
| 84 yards, Josh Jacobs @ Philadelphia, 09/06/24 | 75+ YARDS RUSHING | 109 yards, Saquon Barkley @ Philadelphia, 09/06/24 |
| 53 yards, Aaron Jones vs. Tampa Bay, 12/17/23 | 50-74 YARDS RUSHING | 71 yards, Tommy DeVito @ N.Y. Giants, 12/11/23 |
| * Never Has Happened * | FIVE TOUCHDOWNS RUSHING | * Never Has Happened * |
| 4 tds, Aaron Jones: (18, 3, 5, 1) @ Dallas, 10/06/19 | FOUR TOUCHDOWNS RUSHING | 4 tds, DeAngelo Williams: (1, 1, 1, 1) vs. Carolina, 11/30/08 |
| 3 tds, Aaron Jones: (5, 1, 13) vs. Carolina, 11/10/19 | THREE TOUCHDOWNS RUSHING | 3 tds, David Montgomery: (3, 2, 1) vs. Detroit, 09/28/23 |
| 2 tds, AJ Dillon: (8, 1) vs. L.A. Rams, 12/19/22 | TWO TOUCHDOWNS RUSHING | 2 tds, Saquon Barkley: (11, 2) @ Philadelphia, 09/06/24 |
| Brandon Jackson: (6, 4)/Ryan Grant: (3, 56) vs. Seattle, 12/27/09 | TWO PLAYERS WITH TWO TDS RUSHING | Tony Dorsett (9, 33)/Robert Newhouse (4, 3) vs. Dallas, 11/12/78 |
| 1 td, Edgar Bennett (3, 1, 13)/Reggie Cobb (9)/ Brett Favre (36) @ Chicago, 10/31/94 | THREE PLAYERS WITH ONE TD RUSHING | 1 td, Alfred Anderson (8)/Ted Brown (12)/Darrin Nelson (12) vs. Minnesota, 12/07/86 |
| 31 att., Ryan Grant vs. Indianapolis, 10/19/08 | 30+ RUSHING ATTEMPTS | 32 att., David Montgomery vs. Detroit, 09/28/23 |
| * Never Has Happened * | 40+ RUSHING ATTEMPTS | 40 att., Shaun Alexander @ Seattle, 11/27/06 |
| * Never Has Happened * | 400+ YARDS RUSHING (TEAM) | * Never Has Happened * |
| 303 yards, Green Bay 37, Baltimore Colts 14 @ Green Bay, 10/18/53 | 300+ YARDS RUSHING (TEAM) | 363 yards, Philadelphia 40, Green Bay 33 @ Philadelphia, 11/27/22 |
| 207 yards, Green Bay 31, Dallas 28 vs. Dallas, 11/13/22 | 200+ YARDS RUSHING (TEAM) | 363 yards, Philadelphia 40, Green Bay 33 @ Philadelphia, 11/27/22 |

RECEIVING

| | | |
|---|---------------------------|--|
| 123 yards/115 yards, Marquez Valdes-Scantling/Davante Adams @ Minnesota, 11/21/21 | TWO 100-YARD RECEIVERS | 143 yards/103 yards, Jaylen Waddle/Tyreek Hill @ Miami, 12/25/22 |
| 138 yards, Jayden Reed @ Philadelphia, 09/06/24 | 100+ YARDS RECEIVING | 119 yards, A.J. Brown @ Philadelphia, 09/06/24 |
| 206 yards, Davante Adams @ Cincinnati, 10/10/21 | 200+ YARDS RECEIVING | 226 yards, Amari Cooper @ Dallas, 10/06/19 |
| * Never Has Happened * | 300+ YARDS RECEIVING | * Never Has Happened * |
| * Never Has Happened * | FIVE TOUCHDOWN RECEPTIONS | * Never Has Happened * |
| 4 tds, Sterling Sharpe (1, 36, 30, 5) @ Dallas, 11/24/94 | FOUR TOUCHDOWN RECEPTIONS | * Never Has Happened * |

THE LAST TIME

| | | |
|---|------------------------------------|---|
| 3 tds, Christian Watson: (58, 39, 7) vs. Dallas, 11/13/22 | THREE TOUCHDOWN RECEPTIONS | 3 tds, Vincent Jackson: (23, 5, 29) @ San Diego, 11/06/11 |
| 2 tds, Dontayvion Wicks: (10, 12) vs. Chicago, 01/07/24 | TWO TOUCHDOWN RECEPTIONS | 2 tds, DJ Chark Jr.: (11, 10) @ Carolina, 12/24/23 |
| Randall Cobb: (22, 3)/Jordy Nelson: (3, 11) @ Chicago, 09/28/14 | TWO PLAYERS WITH TWO TD RECEPTIONS | Hassan Jones (36, 17)/Steven Jordan (23, 2) @ Minnesota, 09/28/86 |
| 206 yards, Davante Adams @ Cincinnati, 10/10/21 | 150+ YARDS RECEIVING | 155 yards, Chris Godwin vs. Tampa Bay, 12/17/23 |
| 10 , Robert Tonyan vs. N.Y. Jets, 10/16/22 | 10 OR MORE RECEPTIONS | 10 , Chris Godwin vs. Tampa Bay, 12/17/23 |

COMBINED YARDS

| | | |
|---|---|---|
| 111 yards/316 yards, Aaron Jones/Jordan Love vs. Chicago, 01/07/24 | 100-YARD RUSHER AND 300-YARD PASSER | 108 yards/307 yards, Christian McCaffrey/Kyle Allen vs. Carolina, 11/10/19 |
| 112 yards/316 yards, Jayden Reed/Jordan Love vs. Chicago, 01/07/24 | 100-YARD RECEIVER AND 300-YARD PASSER | 155 yards/381 yards, Chris Godwin/Baker Mayfield vs. Tampa Bay, 12/17/23 |
| 111 yards/112 yards, Aaron Jones/Jayden Reed vs. Chicago, 01/07/24 | 100-YARD RUSHER AND 100-YARD RECEIVER | 109 yards/119 yards, Saquon Barkley/A.J. Brown @ Philadelphia, 09/06/24 |
| 111 yards/316 yards/112 yards, Aaron Jones/Jordan Love Jayden Reed vs. Chicago, 01/07/24 | 100-YARD RUSHER, 300-YARD PASSER, 100-YARD RECEIVER | 108 yards/307 yards/120 yards, Christian McCaffrey/Kyle Allen DJ Moore vs. Carolina, 11/10/19 |
| 132 yards/178/128 yards, James Starks/James Jones/Randall Cobb vs. Washington, 09/15/13 | 100-YARD RUSHER/TWO 100-YARD RECEIVERS | 137 yards/116/102 yards, Rob Kelley/Pierre Garcon/Jamison Crowder @ Washington, 11/20/16 |
| 123/115 yards/385 yards, Marquez Valdes-Scantling/Davante Adams/Aaron Rodgers @ Minnesota, 11/21/21 | TWO 100-YARD RECEIVERS/300-YARD PASSER | 143/103 yards/310 yards, Jaylen Waddle/Tyreek Hill/Tua Tagovailoa @ Miami, 12/25/22 |

DEFENSE

| | | |
|---|---|---|
| 37 yards, Quay Walker: (12:53) (Shotgun) 1-J.Fields pass short middle intended for 11-D.Mooney INTERCEPTED by 7-Q.Walker (97-K.Clark) at CHI 37. 7-Q.Walker for 37 yards, TOUCHDOWN. PENALTY on GB-29-R.Douglas, Unsportsmanlike Conduct, 15 yards, enforced between downs. @ Chicago, 09/10/23 | INTERCEPTED PASS RETURNED FOR A TOUCHDOWN | 40 yards, Jack Jones: (:22) (No Huddle, Shotgun) 12-A.Rodgers pass short right intended for 13-A.Lazard INTERCEPTED by 13-Ja.Jones at GB 40. 13-Ja.Jones for 40 yards, TOUCHDOWN. vs. New England, 10/02/22 |
| 27 yards, Jonathan Owens: (2:23) (Shotgun) 16-J.Goff sacked at DET 19 for -4 yards (52-R.Gary), FUMBLES (52-R.Gary) [52-R.Gary], RECOVERED by GB-34-J.Owens at DET 27. 34-J.Owens for 27 yards, TOUCHDOWN. The Replay Official reviewed the fumble ruling, and the play was Upheld. The ruling on the field stands. @ Detroit, 11/23/23 | FUMBLE RETURNED FOR A TOUCHDOWN | 15 yards, Desmond Trufant: (14:17) (Shotgun) 12-A.Rodgers sacked at GB 21 for -9 yards (44-V.Beasley), FUMBLES (44-V.Beasley) [44-V.Beasley], RECOVERED by ATL-21-D.Trufant at GB 15. 21-D.Trufant for 15 yards, TOUCHDOWN. The Replay Official reviewed the backward pass ruling, and the play was Upheld. The ruling on the field stands. @ Atlanta, 09/17/17 |
| Josiah Deguara: (:15) (Punt formation) 6-J.Gillett left end ran ob in End Zone for -3 yards, SAFETY (81-J.Deguara). Penalty on NYG-27-J.Pinnock, Offensive Holding, declined. vs. N.Y. Giants, 10/09/22 | SAFETY SCORED | Mark Barron: (:254) 33-A.Jones up the middle tackled in End Zone for -1 yards, SAFETY (26-M.Barron). @ L.A. Rams, 10/28/18 |
| Green Bay 17, Seattle 0 vs. Seattle, 11/14/21 | SHUTOUT | Detroit 31, Green Bay 0 vs. Detroit, 12/30/18 |
| * Never Has Happened * | SIX-SACK GAME | * Never Has Happened * |
| 5.0 sk, Vonnie Holliday vs. Buffalo, 12/22/02 | FIVE-SACK GAME | 5.0 sk, Antwan Odum vs. Cincinnati, 09/20/09 |
| 4.0 sk, Kabeer Gbaja-Biamila @ Chicago, 01/02/05 | FOUR-SACK GAME | 4.0 sk, Chris Clemons @ Seattle, 09/24/12 |
| 3.0 sk, Rashan Gary @ Detroit, 11/23/23 | THREE-SACK GAME | 3.0 sk, Ezekiel Ansah @ Detroit, 12/31/17 |
| 2.0 sk, Kenny Clark vs. Tampa Bay, 12/17/23 | TWO-SACK GAME | 2.0 sk, Zack Baun @ Philadelphia, 09/06/24 |
| * Never Has Happened * | TWO INTERCEPTIONS BY TEAMMATES | Deltha O'Neal: (0, 21)/Odell Thurman: (0, 10) @ Cincinnati, 10/30/05 |
| 2 fr, Morgan Burnett @ Detroit, 11/28/13 | TWO OPPONENT FUMBLE RECOVERIES | 2 fr, Eric Kendricks @ Minnesota, 12/23/19 |
| 75t yards, Darnell Savage vs. Minnesota, 01/01/23 | 70+ YARD INTERCEPTION RETURN | 75t yards, William Jackson III vs. Cincinnati, 09/24/17 |
| 2 ints, Rudy Ford vs. Dallas, 11/13/22 | TWO INTERCEPTIONS | 2 ints, Robert Spillane @ Las Vegas, 10/09/23 |
| 3 ints, Tom Flynn vs. Detroit, 10/28/84 | THREE INTERCEPTIONS | 3 ints, Vencie Glenn @ Minnesota, 12/27/92 |
| 4 ints, Willie Buchanon @ San Diego, 09/24/78 | FOUR INTERCEPTIONS | * Never Has Happened * |
| 24 yards, Detroit 40, Green Bay 10 @ Detroit, 11/28/13 | LESS THAN 25 RUSHING YARDS | 16 yards, Green Bay 20, Tampa Bay 3 @ Tampa Bay, 12/21/14 |
| 27 yards, Detroit 34, Green Bay 20 vs. Detroit, 09/28/23 | LESS THAN 50 RUSHING YARDS | 34 yards, Green Bay 14, Tampa Bay 12 @ Tampa Bay, 09/25/22 |
| 75 yards, Green Bay 17, Chicago 9 vs. Chicago, 01/07/24 | LESS THAN 100 RUSHING YARDS | 60 yards, Tampa Bay 34, Green Bay 20 vs. Tampa Bay, 12/17/23 |
| * Never Has Happened * | LESS THAN 50 NET PASSING YARDS | 48 yards, Green Bay 27, Chicago 10 vs. Chicago, 09/18/22 |
| 96 yards, Green Bay 24, Carolina 16 vs. Carolina, 12/19/20 | LESS THAN 100 NET PASSING YARDS | 84 yards, Green Bay 24, L.A. Rams 12 vs. L.A. Rams, 12/19/22 |
| 140 yards, Atlanta 25, Green Bay 24 @ Atlanta, 09/17/23 | LESS THAN 150 NET PASSING YARDS | 117 yards, Green Bay 17, Chicago 9 vs. Chicago, 01/07/24 |
| 139 yards, Green Bay 23, Minnesota 10 @ Minnesota, 12/23/19 | LESS THAN 150 YARDS NET OFFENSE | 140 yards, Denver 29, Green Bay 10 @ Denver, 11/01/15 |

THE LAST TIME

| | | |
|--|---------------------------------|--|
| 192 yards, Green Bay 17, Chicago 9 vs. Chicago, 01/07/24 | LESS THAN 200 YARDS NET OFFENSE | 198 yards, San Francisco 37, Green Bay 8 @ San Francisco, 11/24/19 |
| 192 yards, Green Bay 17, Chicago 9 vs. Chicago, 01/07/24 | LESS THAN 300 YARDS NET OFFENSE | 270 yards, Minnesota 24, Green Bay 10 vs. Minnesota, 10/29/23 |
| 3 to, Philadelphia 34, Green Bay 29 @ Philadelphia, 09/06/24 | FORCED THREE-PLUS TURNOVERS | 3 to, N.Y. Giants 24, Green Bay 22 @ N.Y. Giants, 12/11/23 |
| 4 to, Indianapolis 34, Green Bay 31 @ Indianapolis, 11/22/20 | FORCED FOUR-PLUS TURNOVERS | 4 to, Green Bay 41, Minnesota 17 vs. Minnesota, 01/01/23 |
| 5 to, Baltimore 23, Green Bay 0 vs. Baltimore, 11/19/17 | FORCED FIVE-PLUS TURNOVERS | 6 to, Green Bay 38, Seattle 10 vs. Seattle, 12/11/16 |
| 1 to, Philadelphia 34, Green Bay 29 @ Philadelphia, 09/06/24 | AT LEAST ONE TURNOVER | 3 to, Philadelphia 34, Green Bay 29 @ Philadelphia, 09/06/24 |

SPECIAL TEAMS

| | | |
|---|---|--|
| 105 yards, Keisean Nixon: 1-G. Joseph kicks 70 yards from MIN 35 to GB -5. 25-K.Nixon for 105 yards, TOUCHDOWN. VS. Minnesota, 01/01/23 | KICKOFF RETURNED FOR A TOUCHDOWN | 99 yards, Andre Roberts: 2-M.Crosby kicks 64 yards from GB 35 to NYJ 1. 19-A.Roberts for 99 yards, TOUCHDOWN. @ N.Y. Jets, 12/23/18 |
| 55 yards, Micah Hyde: (5:04) 6-S.Martin punts 45 yards to GB 45, Center-48-D.Muhlbach, 33-M.Hyde for 55 yards, TOUCHDOWN. vs. Detroit, 12/28/14 | PUNT RETURNED FOR A TOUCHDOWN | 76 yards, Rashid Shaheed: (10:47) 19-D.WheLAN punts 40 yards to NO 24, Center-42-M.Orzech, 22-R.Shaheed for 76 yards, TOUCHDOWN. vs. New Orleans, 09/24/23 |
| 57 yards, Willie Buchanon (Chester Marcol, Kicker) @ New Orleans, 12/17/72 | BLOCKED FIELD GOAL RETURNED FOR A TOUCHDOWN | 61 yards, Shawn Springs: (8:10) R.Longwell 50 yard field goal is BLOCKED (L.King), Center-R.Davis, Holder-M.Hasselbeck, RECOVERED BY SEA-S.Springs at SEA 39. S.Springs for 61 yards, TOUCHDOWN. vs. Seattle, 11/01/99 |
| Geronimo Allison: (7:33) 6-M.Wile punt is BLOCKED by 81-G.Allison, Center-47-K.McDermott, RECOVERED BY GB-37-J.Jackson at MIN -1. TOUCHDOWN. VS. Minnesota, 09/16/18 | BLOCKED PUNT RETURNED FOR A TOUCHDOWN | Micheal Clemons: (5:52) 16-P.O'Donnell punt is BLOCKED by 72-M.Clemons, Center-56-J.Coco, RECOVERED BY NYJ-38-W.Parks at GB 20. 39-W.Parks for 20 yards, TOUCHDOWN. VS. N.Y. Jets, 10/16/22 |
| 53 yards, Anders Carlson: (7:56) 17-A.Carlson 53 yard field goal is GOOD, Center-42-M.Orzech, Holder-19-D.WheLAN. @ Carolina, 12/24/23 | MADE FIELD GOAL OF 50 YARDS OR LONGER | 50 yards, Cairo Santos: (8:59) 8-C.Santos 50 yard field goal is GOOD, Center-48-P.Scales, Holder-16-T.Gill. vs. Chicago, 01/07/24 |
| 47 yards, Mason Crosby: (15:00) 2-M.Crosby 47 yard field goal is BLOCKED (95-D.Williams), Center-56-J.Coco, Holder-16-P.O'Donnell. vs. N.Y. Jets, 10/16/22 | BLOCKED FIELD GOAL | 44 yards, Greg Joseph: (9:50) 1-G.Joseph 44 yard field goal is BLOCKED (94-K.Brooks), Center-42-A.DePaola, Holder-14-R.Wright, RECOVERED BY GB-34-J.Owens at GB 21. 34-J.Owens pushed ob at GB 44 for 23 yards (1-G.Joseph). vs. Minnesota, 10/29/23 |
| Pat O'Donnell: (11:59) 16-P.O'Donnell punt is BLOCKED by 44-J.Metellus, Center-56-J.Coco, recovered by GB-6-D.Leavitt at GB 4. 6-D.Leavitt to GB 1 for -3 yards (91-P.Jones). VS. Minnesota, 01/01/23 | BLOCKED PUNT | Matt Wile: (7:33) 6-M.Wile punt is BLOCKED by 81-G.Allison, Center-47-K.McDermott, RECOVERED BY GB-37-J.Jackson at MIN -1. TOUCHDOWN. vs. Minnesota, 09/16/18 |
| Green Bay 17, Chicago 9 vs. Chicago, 01/07/24 | NO PUNTS | Green Bay 24, Washington 10 vs. Washington, 10/24/21 |
| Anders Carlson: 17-A.Carlson extra point is No Good, Wide Left, Center-42-M.Orzech, Holder-19-D.WheLAN. @ Minnesota, 12/31/23 | MISSED POINT AFTER TOUCHDOWN ATTEMPT | Eddy Piñeiro/Eddy Piñeiro: 4-E.Pineiro extra point is No Good, Wide Left, Center-44-J.Jansen, Holder-10-J.Hekker. 4-E.Pineiro extra point is No Good, Wide Left, Center-44-J.Jansen, Holder-10-J.Hekker. @ Carolina, 12/24/23 |
| Dan Bailey [Tony Brown blocked]: 5-D.Bailey extra point is Blocked (28-T.Brown), Center-58-A.Cutting, Holder-2-B.Colquitt. vs. Minnesota, 09/15/19 | POINT AFTER TOUCHDOWN ATTEMPT BLOCKED | Anders Carlson [Patrick Peterson blocked]: 17-A.Carlson extra point is Blocked (20-P.Peterson), Center-42-M.Orzech, Holder-19-D.WheLAN. @ Pittsburgh, 11/12/23 |
| Jermaine Whitehead: 2-M.Crosby kicks inside 14 yards from GB 35 to GB 49. RECOVERED BY GB-35-J.Whitehead. @ Detroit, 12/31/17 | SUCCESSFUL ONSIDE KICK | Khalil Herbert: 2-C.Santos kicks inside 19 yards from CHI 35 to GB 46. RECOVERED BY CHI-24-K.Herbert. vs. Chicago, 12/12/21 |
| 4 fg, Mason Crosby: (36, 46, 28, 26) @ Miami, 12/25/22 | FOUR FIELD GOALS | 4 fg, Wil Lutz: (32, 29, 35, 52) @ Denver, 10/22/23 |
| 5 fg, Mason Crosby: (37, 40, 31, 48, 36) vs. Minnesota, 09/16/18 | FIVE FIELD GOALS | 5 fg, Matt Prater: (26, 22, 41, 51, 54) vs. Detroit, 10/14/19 |
| * Never Has Happened * | SIX FIELD GOALS | * Never Has Happened * |
| 53 yards, Anders Carlson: (:22) 17-A.Carlson 32 yard field goal is GOOD, Center-42-M.Orzech, Holder-19-D.WheLAN. @ Carolina, 12/24/23 | 50-59 YARD FIELD GOAL | 50 yards, Cairo Santos: (13:07) 8-C.Santos 35 yard field goal is GOOD, Center-48-P.Scales, Holder-16-T.Gill. vs. Chicago, 01/07/24 |
| * Never Has Happened * | 60+ YARD FIELD GOAL | 63 yards, David Akers: (:02) 2-D.Akers 63 yard field goal is GOOD, Center-86-B.Jennings, Holder-4-A.Lee. vs. San Francisco, 09/09/12 |
| 3 fg, Brayden Narveson: (31, 23, 26) @ Philadelphia, 09/06/24 | THREE FIELD GOALS | 3 fg, Cairo Santos: (50, 39, 35) vs. Chicago, 01/07/24 |
| 65 yards, Trevor Davis @ Cleveland, 12/10/17 | 50-69 YARD PUNT RETURN | 62t yards, Devin Hester @ Chicago, 09/27/10 |
| 75t yards, Micah Hyde vs. Philadelphia, 11/16/14 | 70-89 YARD PUNT RETURN | 76t yards, Rashid Shaheed vs. New Orleans, 09/24/23 |
| 93t yards, Micah Hyde @ Minnesota, 10/27/13 | 90+ YARD PUNT RETURN | 97t yards, Jakeem Grant Sr. vs. Chicago, 12/12/21 |
| 61 yds, Daniel WheLAN vs. L.A. Chargers, 11/19/23 | 60-69 YARD PUNT | 68 yds, Ryan Wright @ Minnesota, 12/31/23 |
| 72 yds, Pat O'Donnell vs. Chicago, 09/18/22 | 70+ YARD PUNT | 73 yds, Jon Ryan @ Seattle, 09/24/12 |
| 10 punts, Jon Ryan vs. New England, 11/19/06 | PUNTED 10+ TIMES | 10 punts, Chris Kluge vs. Minnesota, 12/21/06 |
| 51 yards, Keisean Nixon vs. L.A. Rams, 11/05/23 | 50-69 YARD KICKOFF RETURN | 68 yards, Trenton Cannon @ San Francisco, 09/26/21 |

THE LAST TIME

| | | |
|---|---|--|
| 70 yards, Jeff Janis @ Minnesota, 11/22/15 | 70-89 YARD KICKOFF RETURN | 71 yards, Jamal Agnew @ Detroit, 12/13/20 |
| 105t yards, Keisean Nixon vs. Minnesota, 01/01/23 | 90+ YARD KICKOFF RETURN | 99t yards, Andre Roberts @ N.Y. Jets, 12/23/18 |
| TEAM/MISCELLANEOUS | | |
| 414 yards, Green Bay 414, Philadelphia 410 @ Philadelphia, 09/06/24 | 400+ TOTAL YARDS OF OFFENSE | 410 yards, Green Bay 414, Philadelphia 410 @ Philadelphia, 09/06/24 |
| 522 yards, Green Bay 522, Minnesota 382 @ Minnesota, 09/13/20 | 500+ TOTAL YARDS OF OFFENSE | 500 yards, Philadelphia 500, Green Bay 342 @ Philadelphia, 11/27/22 |
| ST: (5:33) (Shotgun) K.Cousins pass short middle intended for T.Hockenson INTERCEPTED by D.Savage (R.Douglas) at GB 25. D.Savage for 75 yards, TOUCHDOWN.DEF: (15:00) A.Dillon left tackle for 2 yards, TOUCHDOWN.DEF: (9:31) A.Rodgers scrambles right end for 2 yards, TOUCHDOWN.DEF: (2:48) (Shotgun) A.Rodgers pass deep right to R.Tonyan for 21 yards, TOUCHDOWN.OFF: G.Joseph kicks 70 yards from MIN 35 to GB -5, K.Nixon for 105 yards, TOUCHDOWN. vs. Minnesota, 01/01/23 | TOUCHDOWN ON OFFENSE, DEFENSE AND SPECIAL TEAMS | ST: (8:52) (Shotgun) J.Freeman pass short right to D.Ward for 6 yards, TOUCHDOWN.ST: (11:44) (Shotgun) J.Freeman pass short left to K.Winslow for 7 yards, TOUCHDOWN.ST: (4:20) (Shotgun) J.Freeman pass short right to S.Stroughler for 7 yards, TOUCHDOWN.DEF: (5:52) (Shotgun) A.Rodgers pass deep left intended for D.Driver INTERCEPTED by T.Jackson at GB 35. T.Jackson for 35 yards, TOUCHDOWN.OFF: (12:09) (Punt formation) J.Kapinos punt is BLOCKED by G.Hayes, Center-B.Goode, RECOVERED by TB-R.Barber at GB 31. R.Barber for 31 yards, TOUCHDOWN. @ Tampa Bay, 11/08/09 |
| Jordan Love: TWO-POINT CONVERSION ATTEMPT. 10-J.Love pass to 11-J.Reed is complete. ATTEMPT SUCCEEDS. vs. Detroit, 09/28/23 | MADE TWO-POINT CONVERSION | Raheem Blackshear: TWO-POINT CONVERSION ATTEMPT. 3-R.Blackshear rushes left end. ATTEMPT SUCCEEDS. @ Carolina, 12/24/23 |
| Josh Jacobs: 77-J.Morgan reported in as eligible. TWO-POINT CONVERSION ATTEMPT. 8-J.Jacobs rushes left tackle. ATTEMPT FAILS. @ Philadelphia, 09/06/24 | FAILED TWO-POINT CONVERSION | Isiah Pacheco: TWO-POINT CONVERSION ATTEMPT. 10-I.Pacheco rushes left end. ATTEMPT FAILS. vs. Kansas City, 12/03/23 |
| Green Bay 53, Philadelphia 20 vs. Philadelphia, 11/16/14 | 50+ POINTS | New Orleans 51, Green Bay 29 @ New Orleans, 11/24/08 |
| Green Bay 41, Minnesota 17 vs. Minnesota, 01/01/23 | 40+ POINTS | Philadelphia 40, Green Bay 33 @ Philadelphia, 11/27/22 |
| Green Bay 31, Dallas 28 vs. Dallas, 11/13/22 | OVERTIME WIN | Indianapolis 34, Green Bay 31 @ Indianapolis, 11/22/20 |
| Indianapolis 34, Green Bay 31 @ Indianapolis, 11/22/20 | OVERTIME LOSS | Green Bay 31, Dallas 28 vs. Dallas, 11/13/22 |
| Minnesota 29, Green Bay 29 vs. Minnesota, 09/16/18 | OVERTIME TIE | Minnesota 29, Green Bay 29 vs. Minnesota, 09/16/18 |
| Green Bay 20, Detroit 6 @ Detroit, 11/23/23 | 20 FIRST-QUARTER POINTS | Tennessee 21, Green Bay 0 @ Tennessee, 11/13/16 |
| Green Bay 21, Chicago 0 vs. Chicago, 09/18/22 | 20 SECOND-QUARTER POINTS | Chicago 24, Green Bay 21 vs. Chicago, 12/12/21 |
| Green Bay 20, Minnesota 0 @ Minnesota, 10/23/11 | 20 THIRD-QUARTER POINTS | Arizona 21, Green Bay 8 @ Arizona, 12/27/15 |
| Green Bay 21, Chicago 3 vs. Chicago, 09/09/18 | 20 FOURTH-QUARTER POINTS | Minnesota 24, Green Bay 14 @ Minnesota, 09/13/20 |
| Green Bay 17, Seattle 0 vs. Seattle, 11/14/21 | SHUTOUT AT HOME | Detroit 31, Green Bay 0 vs. Detroit, 12/30/18 |
| Green Bay 9, N.Y. Jets 0 @ N.Y. Jets, 10/31/10 | SHUTOUT ON THE ROAD | * Never Has Happened * |
| Green Bay 31, Dallas 28 vs. Dallas, 11/13/22 | OVERTIME WIN AT HOME | Miami 23, Green Bay 20 vs. Miami, 10/17/10 |
| Green Bay 25, Cincinnati 22 @ Cincinnati, 10/10/21 | OVERTIME WIN ON THE ROAD | Indianapolis 34, Green Bay 31 @ Indianapolis, 11/22/20 |
| 10 pen, Philadelphia 34, Green Bay 29 @ Philadelphia, 09/06/24 | 10 PENALTIES | 11 pen, Green Bay 34, Dallas 24 @ Dallas, 10/06/19 |
| 0 pen, Detroit 37, Green Bay 30 @ Detroit, 01/09/22 | NO PENALTIES | 0 pen, Tampa Bay 38, Green Bay 10 @ Tampa Bay, 10/18/20 |
| 0 to, Green Bay 33, Carolina 30 @ Carolina, 12/24/23 | NO TURNOVERS | 0 to, Green Bay 17, Chicago 9 vs. Chicago, 01/07/24 |
| 3 td, Philadelphia 34, Green Bay 29 (10:24) (Shotgun) J.Reed right end for 33 yards, TOUCHDOWN. (5:22) (Shotgun) J.Love pass deep right to J.Reed for 70 yards, TOUCHDOWN. (11:58) (Shotgun) J.Love pass short left to C.Watson for 2 yards, TOUCHDOWN. @ Philadelphia, 09/06/24 | THREE TOTAL TOUCHDOWNS | 3 td, N.Y. Giants 24, Green Bay 22 (12:00) S.Barkley left end for 5 yards, TOUCHDOWN. (11:27) S.Barkley right tackle for 1 yard, TOUCHDOWN. (1:35) (Shotgun) T.DeVito pass short right to I.Hodgins for 8 yards, TOUCHDOWN. @ N.Y. Giants, 12/11/23 |
| 4 td, Green Bay 33, Minnesota 10 (5:15) (Shotgun) J.Love pass deep middle to J.Reed for 33 yards, TOUCHDOWN. (4:02) (Shotgun) J.Love left end for 2 yards, TOUCHDOWN. (:17) (Shotgun) J.Love pass short middle to J.Reed for 25 yards, TOUCHDOWN. (:54) (Shotgun) J.Love pass short right to B.Melton for 9 yards, TOUCHDOWN. @ Minnesota, 12/31/23 | FOUR TOTAL TOUCHDOWNS | 4 td, Philadelphia 34, Green Bay 29 (12:43) (Shotgun) J.Hurts pass deep left to S.Barkley for 18 yards, TOUCHDOWN. (5:38) (No Huddle, Shotgun) S.Barkley right guard for 11 yards, TOUCHDOWN. (14:22) (Shotgun) J.Hurts pass deep right to A.Brown for 67 yards, TOUCHDOWN. (4:32) (No Huddle, Shotgun) S.Barkley up the middle for 2 yards, TOUCHDOWN. @ Philadelphia, 09/06/24 |
| 41:16 TOP, Green Bay 43, Minnesota 34 @ Minnesota, 09/13/20 | OVER 40:00 TIME OF POSSESSION (NON-OT) | 40:26 TOP, Detroit 40, Green Bay 10 @ Detroit, 11/28/13 |
| @ Minnesota, 12/31/23 | NO SACKS/NO INTERCEPTIONS ALLOWED | @ N.Y. Giants, 12/11/23 |
| (7, 7, 14, 7 Points), Green Bay 35, Detroit 17 vs. Detroit, 09/20/21 | SCORE TOUCHDOWN IN EACH QUARTER | (7, 7, 6, 7 Points), Tennessee 27, Green Bay 17 vs. Tennessee, 11/17/22 |
| 31 (first half), Green Bay 34, Detroit 27 vs. Detroit, 09/25/16 | 30 ONE-HALF POINTS | 35 (first half), Tennessee 47, Green Bay 25 @ Tennessee, 11/13/16 |
| Green Bay 33, Minnesota 10 @ Minnesota, 12/31/23 | WON GAME BY 20+ POINTS | New Orleans 38, Green Bay 3 @ New Orleans, 09/12/21 |

TRANSACTIONS BY DATE

| DATE | POS. | PLAYER | TRANSACTION |
|------|------|---------------------|--|
| 9/6 | RB | Ellis Merriweather | Elevated from the practice squad to the active roster for game day |
| 9/3 | RB | Chris Brooks | Signed to practice squad |
| 9/3 | TE | Messiah Swinson | Contract terminated by player |
| 8/30 | FB | Andrew Beck | Signed to practice squad |
| 8/30 | CB | Kamal Hadden | Signed to practice squad |
| 8/30 | RB | Nate McCrary | Placed on practice squad/injured reserve |
| 8/30 | RB | La'Mical Perine | Signed to practice squad |
| 8/29 | S | Omar Brown | Signed to practice squad |
| 8/29 | K | Brayden Narveson | Claimed off waivers from the Tennessee Titans |
| 8/29 | LB | Chris Russell | Signed to practice squad |
| 8/28 | WR | Jalen Wayne | Signed to practice squad |
| 8/28 | DL | Deslin Alexandre | Signed to practice squad |
| 8/28 | QB | Sean Clifford | Signed to practice squad |
| 8/28 | DL | James Ester | Signed to practice squad |
| 8/28 | K | Alex Hale | Signed to practice squad |
| 8/28 | WR | Julian Hicks | Signed to practice squad |
| 8/28 | G/T | Donovan Jennings | Signed to practice squad |
| 8/28 | K | Greg Joseph | Released |
| 8/28 | CB | Kalen King | Signed to practice squad |
| 8/28 | RB | Nate McCrary | Signed to practice squad |
| 8/28 | RB | Ellis Merriweather | Signed to practice squad |
| 8/28 | CB | Robert Rochell | Signed to practice squad |
| 8/28 | G/C | Lecitus Smith | Signed to practice squad |
| 8/28 | TE | Messiah Swinson | Signed to practice squad |
| 8/27 | DL | Deslin Alexandre | Released |
| 8/27 | DL | Brevin Allen | Released |
| 8/27 | DL | Keshawn Banks | Released |
| 8/27 | K | Anders Carlson | Released |
| 8/27 | QB | Sean Clifford | Released |
| 8/27 | CB | LJ Davis | Waived/injured |
| 8/27 | TE | Tyler Davis | Placed on injured reserve |
| 8/27 | RB | AJ Dillon | Placed on injured reserve |
| 8/27 | WR | Grant DuBose | Released |
| 8/27 | DL | James Ester | Released |
| 8/27 | DL | Jonathan Ford | Placed on injured reserve/designated for return |
| 8/27 | LB | Ralen Goforth | Waived/injured |
| 8/27 | CB | Gemon Green | Released |
| 8/27 | K | Alex Hale | Released |
| 8/27 | WR | Julian Hicks | Released |
| 8/27 | G/T | Donovan Jennings | Released |
| 8/27 | S | Anthony Johnson Jr. | Released |
| 8/27 | T | Caleb Jones | Released |
| 8/27 | CB | Kalen King | Released |
| 8/27 | RB | Nate McCrary | Released |
| 8/27 | RB | Ellis Merriweather | Released |
| 8/27 | DL | Zach Morton | Released |
| 8/27 | G/T | Royce Newman | Released |
| 8/27 | TE | Henry Pearson | Released |
| 8/27 | QB | Michael Pratt | Released |
| 8/27 | CB | Robert Rochell | Released |
| 8/27 | LB | Chris Russell | Released |
| 8/27 | S | Benny Sapp III | Released |
| 8/27 | DL | Keonte Schad | Released |
| 8/27 | G/C | Lecitus Smith | Released |
| 8/27 | WR | Dimitri Stanley | Released |
| 8/27 | TE | Messiah Swinson | Released |
| 8/27 | T | Luke Tenuta | Released |
| 8/27 | WR | Samori Toure | Released |
| 8/27 | DL | Spencer Waega | Released |
| 8/27 | WR | Jalen Wayne | Released |
| 8/27 | LB | Kristian Welch | Released |
| 8/27 | TE | Joel Wilson | Released |
| 8/27 | LB | Christian Young | Released |
| 8/22 | DL | Keonte Schad | Signed |
| 8/21 | DL | Kenneth Odumegwu | Released |
| 8/20 | RB | Jarveon Howard | Waived/injured |
| 8/20 | FB | Henry Pearson | Signed |
| 8/14 | LS | Peter Bowden | Released |
| 8/14 | S | Tyler Coyle | Released |
| 8/14 | RB | Nate McCrary | Signed |
| 8/14 | LB | Chris Russell | Signed |
| 8/7 | DL | Brevin Allen | Signed |

| | | | |
|------|-----|--------------------|--|
| 8/7 | CB | Don Callis | Waived/injured |
| 8/7 | DL | Zach Morton | Signed |
| 8/7 | WR | Rory Starkey | Waived/injured |
| 8/5 | QB | Jacob Eason | Released |
| 7/30 | LS | Peter Bowden | Signed |
| 7/30 | CB | Don Callis | Signed |
| 7/30 | CB | LJ Davis | Signed |
| 7/30 | CB | Zyon Gilbert | Released |
| 7/30 | FB | Henry Pearson | Released |
| 7/30 | K | James Turner | Released |
| 7/27 | QB | Jordan Love | Signed contract extension |
| 7/23 | LS | Peter Bowden | Released |
| 7/23 | QB | Jacob Eason | Signed |
| 7/21 | DL | Kenny Clark | Signed contract extension |
| 7/19 | WR | Alex McGough | Waived/injured |
| 7/19 | WR | Rory Starkey | Signed |
| 7/19 | WR | Jalen Wayne | Signed |
| 6/24 | K | James Turner | Claimed off waivers from the Detroit Lions |
| 6/19 | K | Jack Podlesny | Released |
| 6/13 | T/G | Jordan Morgan | Signed |
| 6/3 | S | Javon Bullard | Signed |
| 5/23 | LB | Edgerin Cooper | Signed |
| 5/14 | OL | Travis Glover | Signed |
| 5/14 | LB | Ty Ron Hopper | Signed |
| 5/14 | RB | MarShawn Lloyd | Signed |
| 5/14 | OL | Jacob Monk | Signed |
| 5/14 | S | Kitan Oladapo | Signed |
| 5/14 | S | Evan Williams | Signed |
| 5/13 | DL | Spencer Waega | Claimed off waivers from the San Francisco 49ers |
| 5/6 | WR | Julian Hicks | Signed |
| 5/6 | CB | Anthony Johnson | Released |
| 5/6 | DL | Deandre Johnson | Released |
| 5/6 | WR | Thyrick Pitts | Waived/injured |
| 5/6 | OL | Lecitus Smith | Signed |
| 5/6 | WR | Dimitri Stanley | Signed |
| 5/3 | LS | Peter Bowden | Signed |
| 5/3 | DL | James Ester | Signed |
| 5/3 | LB | Ralen Goforth | Signed |
| 5/3 | RB | Jarveon Howard | Signed |
| 5/3 | OL | Donovan Jennings | Signed |
| 5/3 | CB | Kalen King | Signed |
| 5/3 | QB | Michael Pratt | Signed |
| 5/3 | TE | Messiah Swinson | Signed |
| 4/18 | T | Andre Dillard | Signed |
| 4/10 | CB | Gemon Green | Signed |
| 3/28 | K | Greg Joseph | Signed |
| 3/23 | LB | Eric Wilson | Re-signed |
| 3/19 | CB | Robert Rochell | Re-signed |
| 3/15 | RB | AJ Dillon | Re-signed |
| 3/15 | CB | Keisean Nixon | Re-signed |
| 3/14 | RB | Josh Jacobs | Signed |
| 3/14 | S | Xavier McKinney | Signed |
| 3/14 | LB | Kristian Welch | Re-signed |
| 3/13 | LB | DeVondre Campbell | Released |
| 3/12 | CB | Corey Ballentine | Re-signed |
| 3/12 | TE | Tyler Davis | Re-signed |
| 3/11 | T | David Bakhtiari | Released |
| 3/11 | RB | Arron Jones | Released |
| 1/24 | K | Jack Podlesny | Signed |
| 1/22 | LB | Keshawn Banks | Signed |
| 1/22 | S | Tyler Coyle | Signed |
| 1/22 | WR | Grant DuBose | Signed |
| 1/22 | DL | Jonathan Ford | Signed |
| 1/22 | CB | Zyon Gilbert | Signed |
| 1/22 | CB | Anthony Johnson | Signed |
| 1/22 | QB | Alex McGough | Signed |
| 1/22 | RB | Ellis Merriweather | Signed |
| 1/22 | LB | Arron Mosby | Signed |
| 1/22 | LB | Kenneth Odumegwu | Signed |
| 1/22 | FB | Henry Pearson | Signed |
| 1/22 | WR | Thyrick Pitts | Signed |
| 1/22 | T | Kadeem Telfort | Signed |
| 1/22 | TE | Joel Wilson | Signed |

TRANSACTIONS BY PLAYER

Alexandre, Deslin - DL

8/27/24 Released
8/28/24 Signed to practice
squad

Allen, Brevin - DL

8/7/24 Signed
8/27/24 Released

Bakhtiari, David - T

3/11/24 Released

Ballentine, Corey - CB

3/12/24 Re-signed

Banks, Keshawn - DL

1/22/24 Signed
8/27/24 Released

Beck, Andrew - FB

8/30/24 Signed to practice
squad

Bowden, Peter - LS

5/3/24 Signed
7/23/24 Released
7/30/24 Signed
8/14/24 Released

Brooks, Chris - RB

9/3/24 Signed to practice
squad

Brown, Omar - S

8/29/24 Signed to practice
squad

Bullard, Javon - S

6/3/24 Signed

Callis, Don - CB

7/30/24 Signed
8/7/24 Waived/injured

Campbell, De'Vondre - LB

3/13/24 Released

Carlson, Anders - K

8/27/24 Released

Clark, Kenny - DL

7/21/24 Signed contract exten-
sion

Clifford, Sean - QB

8/27/24 Released
8/28/24 Signed to practice
squad

Cooper, Edgerrin - LB

5/23/24 Signed

Coyle, Tyler - S

1/22/24 Signed
8/14/24 Released

Davis, LJ - CB

7/30/24 Signed
8/27/24 Waived/injured

Davis, Tyler - TE

3/12/24 Re-signed
8/27/24 Placed on injured
reserve

Dillard, Andre - T

4/18/24 Signed

Dillon, AJ - RB

3/15/24 Re-signed
8/27/24 Placed on injured
reserve

DuBose, Grant - WR

1/22/24 Signed
8/27/24 Released

Ester, James - DL

5/3/24 Signed
8/27/24 Released
8/28/24 Signed to practice
squad

Eason, Jacob - QB

7/23/24 Signed
8/5/24 Released

Ford, Jonathan - DL

1/22/24 Signed
8/27/24 Placed on injured
reserve/designated for
return

Gilbert, Zyon - CB

1/22/24 Signed
7/30/24 Released

Glover, Travis - T

5/14/24 Signed

Goforth, Ralen - LB

5/3/24 Signed
8/27/24 Waived/injured

Green, Gemon - CB

4/10/24 Signed
8/27/24 Released

Hadden, Kamal - CB

8/30/24 Signed to practice
squad

Hale, Alex - K

8/7/24 Signed
8/27/24 Released
8/28/24 Signed to practice
squad

Hicks, Julian - WR

5/6/24 Signed
8/27/24 Released
8/28/24 Signed to practice
squad

Hopper, Ty/Ron - LB

5/14/24 Signed

Howard, Jarveon - RB

5/3/24 Signed
8/20/24 Waived/injured

Jacobs, Josh - RB

3/14/24 Signed

Jennings, Donovan - G/T

5/3/24 Signed
8/27/24 Released
8/28/24 Signed to practice
squad

Johnson, Anthony - CB

1/22/24 Signed
5/6/24 Released

Johnson Jr., Anthony - S

8/27/24 Released

Johnson, Deandre - DL

5/6/24 Released

Jones, Aaron - RB

3/11/24 Released

Jones, Caleb - T

8/27/24 Released

Jones, Trente - OL

5/3/24 Signed
5/13/24 Placed on reserve/
retired list

Joseph, Greg - K

3/28/24 Signed
8/28/24 Released

King, Kalen - CB

5/3/24 Signed
8/27/24 Released
8/28/24 Signed to practice
squad

Lloyd, MarShawn - RB

5/14/24 Signed

Love, Jordan - QB

7/27/24 Signed contract exten-
sion

Mathews, Rodney - DL

5/3/24 Signed
5/9/24 Released

McCrary, Nate - RB

8/14/24 Signed
8/27/24 Released
8/28/24 Signed to practice
squad
8/30/24 Placed on practice
squad/injured reserve

McGough, Alex - WR

1/22/24 Signed
7/19/24 Waived/injured

McKinney, Xavier - S

3/14/24 Signed

Merriweather, Ellis - RB

1/22/24 Signed
8/27/24 Released
8/28/24 Signed to practice
squad
9/6/24 Elevated from the prac-
tice squad to the active
roster for gameday

Monk, Jacob - C/G

5/14/24 Signed

Morgan, Jordan - T/G

6/13/24 Signed

Mosby, Arron - DL

1/22/24 Signed

Morton, Zach - DL

8/7/24 Signed
8/27/24 Released

| | |
|---|--|
| Narveson, Brayden - K 8/29/24 Claimed off waivers from Tennessee Titans | 9/3/24 Contract terminated by player |
| Newman, Royce - G/T 8/27/24 Released | Telfort, Kadeem - T 1/22/24 Signed |
| Nixon, Keisean - CB 3/15/24 Re-signed | Tenuta, Luke - T 8/27/24 Released |
| Odumegwu, Kenneth - DL 1/22/24 Signed 8/21/24 Released | Toure, Samori - WR 8/27/24 Released |
| Oladapo, Kitan - S 5/14/24 Signed | Turner, James - K 6/24/24 Claimed off waivers from Detroit Lions 7/30/24 Released |
| Pearson, Henry - TE 1/22/24 Signed 7/30/24 Released 8/20/24 Signed 8/27/24 Released | Waage, Spencer - DL 5/13/24 Claimed off waivers from San Francisco 49ers 8/27/24 Released |
| Perine, La'Mical - RB 8/30/24 Signed to practice squad | Wayne, Jalen - WR 7/19/24 Signed 8/27/24 Released 8/28/24 Signed to practice squad |
| Pitts, Thyrick - WR 1/22/24 Signed 5/6/24 Waived/injured | Welch, Kristian - LB 3/14/24 Re-signed 8/27/24 Released |
| Podlesny, Jack - K 1/24/24 Signed 6/19/24 Released | Williams, Evan - S 5/14/24 Signed |
| Pratt, Michael - QB 5/3/24 Signed 8/27/24 Released | Willis, Malik - QB 8/27/24 Acquired via trade from Tennessee Titans |
| Rochell, Robert - CB 3/19/24 Re-signed 8/27/24 Released 8/28/24 Signed to practice squad | Wilson, Eric - LB 3/23/24 Re-signed |
| Russell, Chris - LB 8/14/24 Signed 8/27/24 Released 8/29/24 Signed to practice squad | Wilson, Joel - TE 1/22/24 Signed 8/27/24 Released |
| Sapp III, Benny - S 8/27/24 Released | Young, Christian - LB 8/27/24 Released |
| Schad, Keonte - DL 8/22/24 Signed 8/27/24 Released | |
| Smith, Lecitus - G/C 5/6/24 Signed 8/27/24 Released 8/28/24 Signed to practice squad | |
| Stanley, Dimitri - WR 5/6/24 Signed 8/27/24 Released | |
| Starkey, Rory - WR 7/19/24 Signed 8/7/24 Waived/injured | |
| Swinson, Messiah - TE 5/3/24 Signed 8/27/24 Released 8/28/24 Signed to practice squad | |



GAME SUMMARIES



GAME SUMMARY [LAST MATCHUP]



2020 WEEK 11
Indianapolis Colts 34, Green Bay Packers 31 (OT)
 12,495 @ Lucas Oil Stadium @ Nov 22, 2020

| | | | | | | |
|---------------------------------|---|----|----|---|---|------|
| Green Bay Packers | 7 | 21 | 0 | 3 | 0 | 31 |
| Indianapolis Colts | 7 | 7 | 11 | 6 | 3 | — 34 |

Indianapolis Colts Starters

| OFFENSE | | DEFENSE | |
|---------|-------------------|---------|----------------|
| LT | 74 A. Castonzo | DE | 50 J. Houston |
| LG | 56 Q. Nelson | DT | 99 D. Buckner |
| C | 78 R. Kelly | NT | 90 G. Stewart |
| RG | 64 M. Glowinski | DE | 94 T. Lewis |
| TE | 62 L. Clark | WLB | 53 S. Leonard |
| RT | 81 M. Alie-Cox | MLB | 54 A. Walker |
| WR | 11 M. Pittman Jr. | FS | 32 J. Blackmon |
| WR | 13 T. Hilton | SS | 37 K. Willis |
| WR | 14 Z. Pascal | CB | 23 K. Moore II |
| QB | 17 P. Rivers | CB | 27 X. Rhodes |
| RB | 21 N. Hines | CB | 26 R. Ya-Sin |

Green Bay Packers Starters

| OFFENSE | | DEFENSE | |
|---------|------------------------|---------|-----------------|
| WR | 17 D. Adams | DE | 94 D. Lowry |
| LT | 69 D. Bakhtiari | NT | 97 K. Clark |
| LG | 74 E. Jenkins | OLB | 91 P. Smith |
| C | 63 C. Linsley | ILB | 58 C. Kirksey |
| RG | 62 L. Patrick | ILB | 54 K. Martin |
| RT | 77 B. Turner | OLB | 55 Z. Smith |
| TE | 89 M. Lewis | CB | 23 J. Alexander |
| WR | 83 M. Valdes-Scantling | CB | 20 K. King |
| WR | 19 E. St. Brown | CB | 39 C. Sullivan |
| QB | 12 A. Rodgers | S | 31 A. Amos |
| RB | 33 A. Jones | S | 26 D. Savage |

SCORING DRIVES

| TEAM | QTR | TIME | SCORING PLAY | GB | IND |
|---------|-----|-------|--|----|-----|
| Packers | 1 | 08:21 | R. Tonyan 25 yd. pass from A. Rodgers (M. Crosby kick) (7-51, 4:06) | 7 | 0 |
| Colts | 1 | 05:45 | M. Pittman 45 yd. pass from P. Rivers (R. Blankenship kick) (5-75, 2:36) | 7 | 7 |
| Packers | 2 | 09:55 | A. Jones 2 yd. run (M. Crosby kick) (6-60, 4:14) | 14 | 7 |
| Packers | 2 | 07:48 | D. Adams 5 yd. pass from A. Rodgers (M. Crosby kick) (4-29, 1:53) | 21 | 7 |
| Colts | 2 | 01:52 | T. Burton 17 yd. pass from P. Rivers (R. Blankenship kick) (12-75, 5:56) | 21 | 14 |
| Packers | 2 | 00:16 | J. Williams 4 yd. pass from A. Rodgers (M. Crosby kick) (6-75, 1:36) | 28 | 14 |
| Colts | 3 | 07:43 | R. Blankenship 37 yd. Field Goal (14-56, 7:17) | 28 | 17 |
| Colts | 3 | 01:59 | J. Doyle 6 yd. pass from P. Rivers (N. Hines run) (10-55, 3:57) | 28 | 25 |
| Colts | 4 | 11:12 | R. Blankenship 32 yd. Field Goal (8-50, 3:56) | 28 | 28 |
| Colts | 4 | 08:56 | R. Blankenship 43 yd. Field Goal (4-3, 2:06) | 28 | 31 |
| Packers | 4 | 00:03 | M. Crosby 26 yd. Field Goal (10-86, 1:22) | 31 | 31 |
| Colts | OT | 07:10 | R. Blankenship 39 yd. Field Goal (4-8, 2:02) | 31 | 34 |

GREEN BAY PACKERS

| PASSING | ATT | CP | YDS | SK/YD | TD | LG | INT | RTG |
|---------------|-----------|-----------|------------|-------------|----------|-----------|----------|--------------|
| Aaron Rodgers | 38 | 27 | 311 | 1/10 | 3 | 47 | 1 | 110.7 |
| TOTAL | 38 | 27 | 311 | 1/10 | 3 | 47 | 1 | 110.7 |

| RUSHING | ATT | YDS | AVG | LG | TD |
|-----------------|-----------|-----------|------------|-----------|----------|
| Aaron Jones | 10 | 41 | 4.1 | 15 | 1 |
| Aaron Rodgers | 3 | 13 | 4.3 | 9 | 0 |
| Jamaal Williams | 5 | 12 | 2.4 | 4 | 0 |
| TOTAL | 18 | 66 | 3.7 | 15 | 1 |

| RECEIVING | NO | YDS | AVG | LG | TD |
|--------------------------|-----------|------------|-------------|-----------|----------|
| Davante Adams | 7 | 106 | 15.1 | 33 | 1 |
| Robert Tonyan | 5 | 44 | 8.8 | 25t | 1 |
| Aaron Jones | 4 | 30 | 7.5 | 14 | 0 |
| Marquez Valdes-Scantling | 3 | 55 | 18.3 | 47 | 0 |
| Jace Sternberger | 3 | 23 | 7.7 | 12 | 0 |
| Allen Lazard | 2 | 18 | 9.0 | 10 | 0 |
| Equanimeous St. Brown | 1 | 23 | 23.0 | 23 | 0 |
| Marcedes Lewis | 1 | 8 | 8.0 | 8 | 0 |
| Jamaal Williams | 1 | 4 | 4.0 | 4t | 1 |
| TOTAL | 27 | 311 | 11.5 | 47 | 3 |

| TOP DEFENSE | TOT | SOLO | AST | SCK | YDS | INT |
|-------------------|-----|------|-----|-----|-----|-----|
| Christian Kirksey | 11 | 6 | 5 | 0.0 | 0.0 | 1 |
| Raven Greene | 9 | 6 | 3 | 0.0 | 0.0 | 0 |
| Kevin King | 7 | 5 | 2 | 0.0 | 0.0 | 0 |

| FIELD GOALS | FGM/FGA | PERCENT | RESULTS |
|--------------|------------|--------------|---------|
| Mason Crosby | 1-1 | 100.0 | 26G |
| TOTAL | 1-1 | 100.0 | |

INDIANAPOLIS COLTS

| PASSING | ATT | CP | YDS | SK/YD | TD | LG | INT | RTG |
|---------------|-----------|-----------|------------|------------|----------|------------|----------|--------------|
| Philip Rivers | 36 | 24 | 288 | 1/8 | 3 | 45t | 1 | 107.2 |
| TOTAL | 36 | 24 | 288 | 1/8 | 3 | 45t | 1 | 107.2 |

| RUSHING | ATT | YDS | AVG | LG | TD |
|------------------|-----------|------------|------------|-----------|----------|
| Jonathan Taylor | 22 | 90 | 4.1 | 18 | 0 |
| Jordan Wilkins | 4 | 21 | 5.3 | 8 | 0 |
| DeMichael Harris | 2 | 19 | 9.5 | 19 | 0 |
| Jacoby Brissett | 2 | 9 | 4.5 | 5 | 0 |
| Nyheim Hines | 6 | 2 | 0.3 | 4 | 0 |
| Philip Rivers | 1 | -1 | -1.0 | -1 | 0 |
| TOTAL | 37 | 140 | 3.8 | 19 | 0 |

| RECEIVING | NO | YDS | AVG | LG | TD |
|---------------------|-----------|------------|-------------|------------|----------|
| Jonathan Taylor | 4 | 24 | 6.0 | 9 | 0 |
| Michael Pittman Jr. | 3 | 66 | 22.0 | 45t | 1 |
| Zach Pascal | 3 | 54 | 18.0 | 20 | 0 |
| T.Y. Hilton | 3 | 36 | 12.0 | 23 | 0 |
| Nyheim Hines | 3 | 31 | 10.3 | 13 | 0 |
| Trey Burton | 2 | 25 | 12.5 | 17t | 1 |
| Mo Alie-Cox | 2 | 16 | 8.0 | 8 | 0 |
| Jordan Wilkins | 1 | 15 | 15.0 | 15 | 0 |
| Marcus Johnson | 1 | 14 | 14.0 | 14 | 0 |
| Jack Doyle | 1 | 6 | 6.0 | 6t | 1 |
| DeMichael Harris | 1 | 1 | 1.0 | 1 | 0 |
| TOTAL | 24 | 288 | 12.0 | 45t | 3 |

| TOP DEFENSE | TOT | SOLO | AST | SCK | YDS | INT |
|-------------------|-----|------|-----|-----|-----|-----|
| Kenny Moore II | 10 | 10 | 0 | 0.0 | 0.0 | 0 |
| Shaquille Leonard | 6 | 4 | 2 | 0.0 | 0.0 | 0 |
| Julian Blackmon | 5 | 5 | 0 | 0.0 | 0.0 | 0 |

| FIELD GOALS | FGM/FGA | PERCENT | RESULTS |
|---------------------|------------|-------------|----------------|
| Rodrigo Blankenship | 4-5 | 80.0 | 50CB, 37G, 39G |
| TOTAL | 4-5 | 80.0 | |

Team Statistics

| | | |
|------------------------------|---------|----------|
| First Downs | 21 | 23 |
| 3rd-Down Eff. (Made/Att/Pct) | 4/9/44% | 6/16/38% |
| 4th-Down Eff. (Made/Att/Pct) | 0/1/0% | 2/2/100% |
| Total Net Yards | 367 | 420 |
| Total Plays | 57 | 74 |
| Yards Per Play | 6.4 | 5.7 |
| Rushes/Net Yards | 18/66 | 37/140 |
| Net Passing | 301 | 280 |
| Pass Attempts/Completions | 38/27 | 36/24 |
| Had Intercepted | 1 | 1 |
| Sacked/Yards Lost | 1/10 | 1/8 |
| Punts/Average | 3/9.0 | 2/35.5 |
| Penalties/Yards | 7/45 | 8/116 |
| Fumbles/Lost | 3/3 | 1/1 |
| Possession Time | 27:49 | 35:01 |

Packers

Colts

GAME SUMMARIES



29

WEEK 1
Philadelphia Eagles 34, Green Bay Packers 29
 47,236 🦅 Corinthians Arena 🦅 Sep 6, 2024



34

| | | | | | | |
|---------------------|---|----|----|---|---|----|
| Green Bay Packers | 6 | 13 | 7 | 3 | — | 29 |
| Philadelphia Eagles | 0 | 17 | 14 | 3 | — | 34 |

Philadelphia Eagles Starters

| OFFENSE | | DEFENSE | |
|---------|---------------|---------|--------------------|
| WR 11 | A. Brown | DE 0 | B. Huff |
| TE 81 | G. Calcaterra | OT 98 | J. Carter |
| TE 88 | D. Goedert | OT 90 | J. Davis |
| LT 68 | J. Mubia | DT 93 | M. Williams |
| LG 69 | L. Dickerson | LB 53 | Z. Baun |
| C 51 | C. Jurgens | LB 17 | N. Dean |
| RG 77 | M. Becton | OLB 19 | J. Sweat |
| RT 65 | L. Johnson | CB 27 | D. Mitchell |
| WR 6 | D. Smith | CB 2 | D. Slay |
| QB 1 | J. Hurts | S 8 | C. Gardner-Johnson |
| RB 26 | S. Barkley | S 32 | R. Blankenship |

Green Bay Packers Starters

| OFFENSE | | DEFENSE | |
|---------|-------------|---------|--------------|
| WR 87 | R. Doubs | DE 91 | P. Smith |
| LT 83 | R. Walker | DT 93 | T. Slaton |
| LG 74 | E. Jenkins | DT 97 | K. Clark |
| C 71 | J. Myers | DE 52 | R. Gary |
| RG 75 | S. Rhyhan | LB 7 | Q. Walker |
| RT 50 | Z. Tom | LB 45 | E. Wilson |
| TE 88 | L. Musgrave | LB 58 | I. McCuffie |
| WR 9 | C. Watson | CB 21 | E. Stokes |
| QB 10 | J. Love | CB 23 | J. Alexander |
| TE 85 | T. Kraft | S 20 | J. Bullard |
| RB 8 | J. Jacobs | S 29 | X. McKinney |

OFFICIALS: Referee: Ronald Torbert (62), Umpire: Barry Anderson (20), Down Judge: Frank LeBlanc (44), Line Judge: Brian Bollinger (40), Field Judge: Ryan Dickson (25), Side Judge: Keith Washington (7), Back Judge: Tony Josselyn (67), Replay Official: Mike Chase, Replay Assistant: Jamie Afieri-Tuss

SCORING DRIVES

| TEAM | QTR | TIME | SCORING PLAY | GB | PHI |
|---------|-----|-------|---|----|-----|
| Packers | 1 | 08:26 | B.Narveson 31 yd. Field Goal (5-6, 2:20) | 3 | 0 |
| Packers | 1 | 03:01 | B.Narveson 23 yd. Field Goal (8-8, 4:05) | 6 | 0 |
| Eagles | 2 | 12:38 | S.Barkley 18 yd. pass from J.Hurts (J.Elliott kick) (11-70, 5:23) | 6 | 7 |
| Packers | 2 | 10:16 | J.Reed 33 yd. run (run failed) (5-70, 2:22) | 12 | 7 |
| Eagles | 2 | 05:34 | S.Barkley 11 yd. run (J.Elliott kick) (9-70, 4:42) | 12 | 14 |
| Packers | 2 | 05:11 | J.Reed 70 yd. pass from J.Love (B.Narveson kick) (3-70, 0:23) | 18 | 14 |
| Eagles | 2 | 00:00 | J.Elliott 38 yd. Field Goal (15-57, 5:11) | 19 | 17 |
| Eagles | 3 | 14:09 | A.Brown 67 yd. pass from J.Hurts (J.Elliott kick) (2-70, 0:51) | 19 | 24 |
| Packers | 3 | 11:55 | C.Watson 2 yd. pass from J.Love (B.Narveson kick) (6-70, 2:14) | 26 | 24 |
| Eagles | 3 | 04:26 | S.Barkley 2 yd. run (J.Elliott kick) (4-24, 1:42) | 26 | 31 |
| Packers | 4 | 07:52 | B.Narveson 26 yd. Field Goal (10-79, 5:01) | 29 | 31 |
| Eagles | 4 | 00:27 | J.Elliott 21 yd. Field Goal (16-67, 7:25) | 29 | 34 |

GREEN BAY PACKERS

| PASSING | ATT | CP | YDS | SK/YD | TD | LG | INT | RTG |
|--------------|-----------|-----------|------------|------------|----------|------------|----------|-------------|
| Jordan Love | 34 | 17 | 260 | 1/5 | 2 | 70L | 1 | 83.0 |
| Malik Willis | 1 | 0 | 1/4 | 0 | 0 | 0 | 0 | 39.6 |
| TOTAL | 35 | 17 | 260 | 2/9 | 2 | 70L | 1 | 80.7 |

| RUSHING | ATT | YDS | AVG | LG | TD |
|----------------|-----------|------------|------------|------------|----------|
| Josh Jacobs | 16 | 84 | 5.3 | 32 | 0 |
| Emanuel Wilson | 4 | 46 | 11.5 | 18 | 0 |
| Jayden Reed | 1 | 33 | 33.0 | 33L | 1 |
| TOTAL | 21 | 163 | 7.8 | 33L | 1 |

| RECEIVING | NO | YDS | AVG | LG | TD |
|------------------|-----------|------------|-------------|------------|----------|
| Jayden Reed | 4 | 138 | 34.5 | 70L | 1 |
| Romeo Doubs | 4 | 50 | 12.5 | 19 | 0 |
| Christian Watson | 3 | 13 | 4.3 | 6 | 1 |
| Tucker Kraft | 2 | 37 | 18.5 | 29 | 0 |
| Josh Jacobs | 2 | 20 | 10.0 | 11 | 0 |
| Emanuel Wilson | 2 | 2 | 1.0 | 2 | 0 |
| TOTAL | 17 | 260 | 15.3 | 70L | 2 |

| TOP DEFENSE | TOT | SOLO | AST | SCK | YDS | INT |
|---------------|-----|------|-----|-----|-----|-----|
| Javon Bullard | 11 | 7 | 4 | 0.0 | 0.0 | 0 |
| Quay Walker | 11 | 7 | 4 | 0.0 | 0.0 | 0 |
| Keisean Nixon | 7 | 6 | 1 | 1.0 | 6.0 | 0 |

| FIELD GOALS | FGM/FGA | PERCENT | RESULTS |
|------------------|------------|-------------|---------------------|
| Brayden Narveson | 3-4 | 75.0 | 31G, 23G, 43RU, 26G |
| TOTAL | 3-4 | 75.0 | |

PHILADELPHIA EAGLES

| PASSING | ATT | CP | YDS | SK/YD | TD | LG | INT | RTG |
|--------------|-----------|-----------|------------|-------------|----------|------------|----------|-------------|
| Jalen Hurts | 34 | 20 | 278 | 2/12 | 2 | 67L | 2 | 80.3 |
| TOTAL | 34 | 20 | 278 | 2/12 | 2 | 67L | 2 | 80.3 |

| RUSHING | ATT | YDS | AVG | LG | TD |
|------------------|-----------|------------|------------|-----------|----------|
| Saquon Barkley | 24 | 109 | 4.5 | 34 | 2 |
| Jalen Hurts | 13 | 33 | 2.5 | 8 | 0 |
| Kenneth Gainwell | 1 | 2 | 2.0 | 2 | 0 |
| TOTAL | 38 | 144 | 3.8 | 34 | 2 |

| RECEIVING | NO | YDS | AVG | LG | TD |
|------------------|-----------|------------|-------------|------------|----------|
| DeVonta Smith | 7 | 84 | 12.0 | 25 | 0 |
| A.J. Brown | 5 | 119 | 23.8 | 67L | 1 |
| Dallas Goedert | 4 | 31 | 7.8 | 21 | 0 |
| Saquon Barkley | 2 | 23 | 11.5 | 18L | 1 |
| Grant Calcaterra | 1 | 11 | 11.0 | 11 | 0 |
| Kenneth Gainwell | 1 | 10 | 10.0 | 10 | 0 |
| TOTAL | 20 | 278 | 13.9 | 67L | 2 |

| TOP DEFENSE | TOT | SOLO | AST | SCK | YDS | INT |
|------------------|-----|------|-----|-----|-----|-----|
| Zack Baun | 15 | 11 | 4 | 2.0 | 9.0 | 0 |
| Reed Blankenship | 8 | 4 | 4 | 0.0 | 0.0 | 1 |
| Quinyon Mitchell | 5 | 4 | 1 | 0.0 | 0.0 | 0 |

| FIELD GOALS | FGM/FGA | PERCENT | RESULTS |
|--------------|------------|--------------|----------|
| Jake Elliott | 2-2 | 100.0 | 38G, 21G |
| TOTAL | 2-2 | 100.0 | |

SAO PAULO (AP) — Saquon Barkley scored three touchdowns Friday night in the first NFL game in South America and led the Eagles to a 34-29 victory over the Green Bay Packers, who lost quarterback Jordan Love to an injury in the closing seconds. Barkley rushed for 109 yards and scored on an 18-yard catch and runs of 11 and 2 yards. Jalen Hurts was 20 of 34 for 278 yards with two touchdowns and two interceptions for the Eagles. Green Bay's Jayden Reed scored on a 33-yard jet sweep and a 70-yard reception, which was the longest touchdown completion of Love's career. Reed became the first player to have a touchdown catch of 30-plus yards and a touchdown run of 30-plus yards in a season opener since Hall of Famer Jim Brown of the Cleveland Browns against Washington in 1963. Love went 17 of 34 for 260 yards with two touchdowns and an interception. Philadelphia committed turnovers on each of its first two series, enabling Green Bay to start back-to-back drives in the red zone, but the Packers settled for field goals both times. The offenses took over in the second and third quarters. Six of seven possessions resulted in touchdowns.

Team Statistics

| | | |
|------------------------------|----------|----------|
| First Downs | 19 | 25 |
| 3rd-Down Eff. (Made/Att/Pct) | 3/11/27% | 4/14/29% |
| 4th-Down Eff. (Made/Att/Pct) | 1/1/100% | 1/1/100% |
| Total Net Yards | 414 | 410 |
| Total Plays | 58 | 74 |
| Yards Per Play | 7.1 | 5.5 |
| Rushes/Net Yards | 21/163 | 38/144 |
| Net Passing | 251 | 266 |
| Pass Attempts/Completions | 35/17 | 34/20 |
| Had Intercepted | 1 | 2 |
| Sacked/Yards Lost | 2/9 | 2/12 |
| Punts/Average | 2/37.0 | 2/50.5 |
| Penalties/Yards | 10/71 | 7/57 |
| Fumbles/Lost | 1/0 | 2/1 |
| Possession Time | 27:13 | 32:47 |

Packers Eagles

| | | |
|------------------------------|----------|----------|
| First Downs | 19 | 25 |
| 3rd-Down Eff. (Made/Att/Pct) | 3/11/27% | 4/14/29% |
| 4th-Down Eff. (Made/Att/Pct) | 1/1/100% | 1/1/100% |
| Total Net Yards | 414 | 410 |
| Total Plays | 58 | 74 |
| Yards Per Play | 7.1 | 5.5 |
| Rushes/Net Yards | 21/163 | 38/144 |
| Net Passing | 251 | 266 |
| Pass Attempts/Completions | 35/17 | 34/20 |
| Had Intercepted | 1 | 2 |
| Sacked/Yards Lost | 2/9 | 2/12 |
| Punts/Average | 2/37.0 | 2/50.5 |
| Penalties/Yards | 10/71 | 7/57 |
| Fumbles/Lost | 1/0 | 2/1 |
| Possession Time | 27:13 | 32:47 |

2024 São Paulo Game

National Football League Game Summary

NFL Copyright © 2024 by The National Football League. All rights reserved. This summary and play-by-play is for the express purpose of assisting media in their coverage of the game; any other use of this material is prohibited without the written permission of the National Football League.

Date: Friday, 9/6/2024

Green Bay Packers at Philadelphia Eagles

Start Time: 9:17 PM EDT

at Corinthians Arena, São Paulo, Brazil

Game Day Weather

Temp: 63° F (17.2° C) Humidity: 87%, Wind: SE 4 mph

Open Stadium on Natural Grass

Outdoor Weather: 63° F (17.2° C)

Officials

Referee: Torbert, Ronald (62)

Umpire: Anderson, Barry (20)

Down Judge: LeBlanc, Frank (44)

Line Judge: Bolinger, Brian (40)

Field Judge: Dickson, Ryan (25)

Side Judge: Washington, Keith (7)

Back Judge: Josselyn, Tony (67)

Replay Official: Chase, Mike (0)

Lineups

Green Bay Packers

Offense

WR 87 R.Doubs
LT 63 R.Walker
LG 74 E.Jenkins
C 71 J.Myers
RG 75 S.Rhyan
RT 50 Z.Tom
TE 88 L.Musgrave
WR 9 C.Watson
QB 10 J.Love
TE 85 T.Kraft
RB 8 J.Jacobs

Defense

DE 91 P.Smith
DT 93 T.Slaton
DT 97 K.Clark
DE 52 R.Gary
LB 7 Q.Walker
LB 45 Er.Wilson
LB 58 I.McDuffie
CB 21 E.Stokes
CB 23 J.Alexander
S 20 J.Bullard
S 29 X.McKinney

Philadelphia Eagles

Offense

WR 6 D.Smith
TE 81 G.Calcaterra
TE 88 D.Goedert
LT 68 J.Mallata
LG 69 L.Dickerson
C 51 C.Jurgens
RG 77 M.Becton
RT 65 L.Johnson
WR 11 A.Brown
QB 1 J.Hurts
RB 26 S.Barkley

Defense

DE 0 B.Huff
DT 98 J.Carter
DT 90 J.Davis
DT 93 M.Williams
LB 53 Z.Baun
LB 17 N.Dean
OLB 19 J.Sweet
CB 27 Q.Mitchell
CB 2 D.Slay
S 8 C.Gardner-Johnson
S 32 R.Blankenship

Substitutions

QB 2 M.Willis, WR 11 J.Reed, WR 13 D.Wicks, P 19 D.Whelan, CB 24 C.Valentine, CB 25 K.Nixon, CB 26 C.Ballentine, S 27 K.Oladapo, RB 31 Em.Wilson, S 33 E.Williams, S 39 Z.Anderson, LS 42 M.Orzech, K 44 B.Narveson, DL 55 K.Enagbare, LB 56 E.Cooper, LB 59 T.Hopper, C/G 62 J.Monk, T/G 77 J.Morgan, WR 80 B.Melton, TE 89 B.Sims, DL 90 L.Van Ness, DL 94 K.Brooks, DL 95 D.Wyatt, DL 96 C.Wooden

Substitutions

OLB 3 N.Smith, K 4 J.Elliott, P 10 B.Mann, RB 14 K.Gainwell, WR 18 B.Covey, CB 22 K.Ringo, CB 23 E.Ricks, RB 28 W.Shipley, CB 29 A.Maddox, DB 33 C.Dejean, S 36 T.McCollum, LB 42 O.Burks, OLB 48 P.Johnson, LS 49 R.Lovato, LB 54 J.Trotter, DE 55 B.Graham, OL 56 T.Steen, LB 57 B.VanSummeren, DT 59 T.Booker, G 61 N.Gates, T 74 F.Johnson, WR 83 J.Dotson, TE 84 E.Jenkins, WR 89 J.Wilson, DT 97 M.Ojomo

Did Not Play

RB 38 E.Merriweather, T 73 A.Dillard

Did Not Play

QB 7 K.Pickett

Not Active

WR 18 M.Heath, RB 32 M.Lloyd, DL 53 A.Mosby, DL 57 B.Cox, T 76 K.Telfort, T 79 T.Glover

Not Active

3QB 16 T.McKee, CB 34 I.Rodgers, LB 45 D.White, OLB 58 J.Hunt, G/T 72 D.Kinnard, G 79 T.Keegan, DT 94 B.Young

Field Goals (made of) & missed

| | | (31) | (23) | 43RU | (26) | J.Elliott | (38) | (21) | | |
|----------|---------------------|------|------|------|------|-----------|-------|------|--|--|
| | | 1 | 2 | 3 | 4 | OT | Total | | | |
| VISITOR: | Green Bay Packers | 6 | 13 | 7 | 3 | 0 | 29 | | | |
| HOME: | Philadelphia Eagles | 0 | 17 | 14 | 3 | 0 | 34 | | | |

Scoring Plays

| Team | Qtr | Time | Play Description (Extra Point) (Drive Info) | Visitor | Home |
|---------|-----|-------|---|---------|------|
| Packers | 1 | 8:26 | B.Narveson 31 yd. Field Goal (5-6, 2:20) | 3 | 0 |
| Packers | 1 | 3:01 | B.Narveson 23 yd. Field Goal (8-8, 4:05) | 6 | 0 |
| Eagles | 2 | 12:38 | S.Barkley 18 yd. pass from J.Hurts (J.Elliott kick) (11-70, 5:23) | 6 | 7 |
| Packers | 2 | 10:16 | J.Reed 33 yd. run (run failed) (5-70, 2:22) | 12 | 7 |
| Eagles | 2 | 5:34 | S.Barkley 11 yd. run (J.Elliott kick) (9-70, 4:42) | 12 | 14 |
| Packers | 2 | 5:11 | J.Reed 70 yd. pass from J.Love (B.Narveson kick) (3-70, 0:23) | 19 | 14 |
| Eagles | 2 | 0:00 | J.Elliott 38 yd. Field Goal (15-57, 5:11) | 19 | 17 |
| Eagles | 3 | 14:09 | A.Brown 67 yd. pass from J.Hurts (J.Elliott kick) (2-70, 0:51) | 19 | 24 |
| Packers | 3 | 11:55 | C.Watson 2 yd. pass from J.Love (B.Narveson kick) (6-70, 2:14) | 26 | 24 |

2024 São Paulo Game

National Football League Game Summary

NFL Copyright © 2024 by The National Football League. All rights reserved. This summary and play-by-play is for the express purpose of assisting media in their coverage of the game; any other use of this material is prohibited without the written permission of the National Football League.

| | | | | | |
|-------------------------|---|------|---|------------|----|
| Eagles | 3 | 4:26 | S.Barkley 2 yd. run (J.Elliott kick) (4-24, 1:42) | 26 | 31 |
| Packers | 4 | 7:52 | B.Narveson 26 yd. Field Goal (10-79, 5:01) | 29 | 31 |
| Eagles | 4 | 0:27 | J.Elliott 21 yd. Field Goal (16-67, 7:25) | 29 | 34 |
| Paid Attendance: 47,236 | | | | Time: 3:29 | |

Green Bay Packers vs Philadelphia Eagles
9/6/2024 at Corinthians Arena

Final Individual Statistics

Green Bay Packers

| RUSHING | ATT | YDS | AVG | LG | TD |
|-----------|-----|-----|------|----|----|
| J.Jacobs | 16 | 84 | 5.3 | 32 | 0 |
| Em.Wilson | 4 | 46 | 11.5 | 18 | 0 |
| J.Reed | 1 | 33 | 33.0 | 33 | 1 |
| Total | 21 | 163 | 7.8 | 33 | 1 |

| PASSING | ATT | CMP | YDS | SK/YD | TD | LG | IN | RT |
|----------|-----|-----|-----|-------|----|----|----|------|
| J.Love | 34 | 17 | 260 | 1/5 | 2 | 70 | 1 | 83.0 |
| M.Willis | 1 | 0 | 0 | 1/4 | 0 | 0 | 0 | 39.6 |
| Total | 35 | 17 | 260 | 2/9 | 2 | 70 | 1 | 80.7 |

| PASS RECEIVING | TAR | REC | YDS | AVG | LG | TD |
|----------------|-----|-----|-----|------|----|----|
| J.Reed | 6 | 4 | 138 | 34.5 | 70 | 1 |
| R.Doubs | 7 | 4 | 50 | 12.5 | 19 | 0 |
| C.Watson | 5 | 3 | 13 | 4.3 | 6 | 1 |
| T.Kraft | 3 | 2 | 37 | 18.5 | 29 | 0 |
| J.Jacobs | 3 | 2 | 20 | 10.0 | 11 | 0 |
| Em.Wilson | 3 | 2 | 2 | 1.0 | 2 | 0 |
| D.Wicks | 3 | 0 | 0 | 0.0 | 0 | 0 |
| L.Musgrave | 2 | 0 | 0 | 0.0 | 0 | 0 |
| Total | 32 | 17 | 260 | 15.3 | 70 | 2 |

| INTERCEPTIONS | NO | YDS | AVG | LG | TD |
|---------------|----|-----|------|----|----|
| X.McKinney | 1 | 17 | 17.0 | 17 | 0 |
| J.Alexander | 1 | 17 | 17.0 | 17 | 0 |
| Total | 2 | 34 | 17.0 | 17 | 0 |

| PUNTING | NO | YDS | AVG | NET | TB | IN20 | LG |
|----------|----|-----|------|------|----|------|----|
| D.Whelan | 2 | 74 | 37.0 | 37.0 | 0 | 1 | 41 |
| Total | 2 | 74 | 37.0 | 37.0 | 0 | 1 | 41 |

| PUNT RETURNS | NO | YDS | AVG | FC | LG | TD |
|--------------|----|-----|-----|----|----|----|
| J.Reed | 0 | 0 | 0.0 | 2 | 0 | 0 |
| Total | 0 | 0 | 0.0 | 2 | 0 | 0 |

| KICKOFF RETURNS | NO | YDS | AVG | FC | LG | TD |
|-----------------|----|-----|------|----|----|----|
| K.Nixon | 1 | 24 | 24.0 | 0 | 24 | 0 |
| [TOUCHBACK] | 5 | 0 | 0.0 | 0 | 0 | 0 |
| Total | 1 | 24 | 24.0 | 0 | 24 | 0 |

Philadelphia Eagles

| RUSHING | ATT | YDS | AVG | LG | TD |
|------------|-----|-----|-----|----|----|
| S.Barkley | 24 | 109 | 4.5 | 34 | 2 |
| J.Hurts | 13 | 33 | 2.5 | 8 | 0 |
| K.Gainwell | 1 | 2 | 2.0 | 2 | 0 |
| Total | 38 | 144 | 3.8 | 34 | 2 |

| PASSING | ATT | CMP | YDS | SK/YD | TD | LG | IN | RT |
|---------|-----|-----|-----|-------|----|----|----|------|
| J.Hurts | 34 | 20 | 278 | 2/12 | 2 | 67 | 2 | 80.3 |
| Total | 34 | 20 | 278 | 2/12 | 2 | 67 | 2 | 80.3 |

| PASS RECEIVING | TAR | REC | YDS | AVG | LG | TD |
|----------------|-----|-----|-----|------|----|----|
| D.Smith | 8 | 7 | 84 | 12.0 | 25 | 0 |
| A.Brown | 10 | 5 | 119 | 23.8 | 67 | 1 |
| D.Goedert | 5 | 4 | 31 | 7.8 | 21 | 0 |
| S.Barkley | 2 | 2 | 23 | 11.5 | 18 | 1 |
| G.Calcaterra | 1 | 1 | 11 | 11.0 | 11 | 0 |
| K.Gainwell | 1 | 1 | 10 | 10.0 | 10 | 0 |
| J.Wilson | 1 | 0 | 0 | 0.0 | 0 | 0 |
| J.Dotson | 1 | 0 | 0 | 0.0 | 0 | 0 |
| Total | 29 | 20 | 278 | 13.9 | 67 | 2 |

| INTERCEPTIONS | NO | YDS | AVG | LG | TD |
|---------------|----|-----|-----|----|----|
| R.Blankenship | 1 | 1 | 1.0 | 1 | 0 |
| Total | 1 | 1 | 1.0 | 1 | 0 |

| PUNTING | NO | YDS | AVG | NET | TB | IN20 | LG |
|---------|----|-----|------|------|----|------|----|
| B.Mann | 2 | 101 | 50.5 | 50.5 | 0 | 1 | 54 |
| Total | 2 | 101 | 50.5 | 50.5 | 0 | 1 | 54 |

| PUNT RETURNS | NO | YDS | AVG | FC | LG | TD |
|-----------------|----|-----|-----|----|----|----|
| B.Covey | 0 | 0 | 0.0 | 1 | 0 | 0 |
| [OUT OF BOUNDS] | 1 | 0 | 0.0 | 0 | 0 | 0 |
| Total | 0 | 0 | 0.0 | 1 | 0 | 0 |

| KICKOFF RETURNS | NO | YDS | AVG | FC | LG | TD |
|-----------------|----|-----|------|----|----|----|
| K.Gainwell | 2 | 38 | 19.0 | 0 | 29 | 0 |
| [TOUCHBACK] | 5 | 0 | 0.0 | 0 | 0 | 0 |
| Total | 2 | 38 | 19.0 | 0 | 29 | 0 |

Green Bay Packers

| FUMBLES | FUM | LOST | OWN-REC | YDS | TD | FORCED | OPP-REC | YDS | TD | OUT-BDS |
|----------|-----|------|---------|-----|----|--------|---------|-----|----|---------|
| J.Jacobs | 1 | 0 | 0 | 0 | 0 | 0 | 0 | 0 | 0 | 0 |
| B.Melton | 0 | 0 | 1 | 0 | 0 | 0 | 0 | 0 | 0 | 0 |
| D.Wyatt | 0 | 0 | 0 | 0 | 0 | 0 | 1 | 0 | 0 | 0 |
| Total | 1 | 0 | 1 | 0 | 0 | 0 | 1 | 0 | 0 | 0 |

Philadelphia Eagles

| FUMBLES | FUM | LOST | OWN-REC | YDS | TD | FORCED | OPP-REC | YDS | TD | OUT-BDS |
|-----------|-----|------|---------|-----|----|--------|---------|-----|----|---------|
| J.Hurts | 2 | 1 | 0 | -8 | 0 | 0 | 0 | 0 | 0 | 0 |
| S.Barkley | 0 | 0 | 1 | 0 | 0 | 0 | 0 | 0 | 0 | 0 |
| D.Slay | 0 | 0 | 0 | 0 | 0 | 1 | 0 | 0 | 0 | 0 |
| Total | 2 | 1 | 1 | -8 | 0 | 1 | 0 | 0 | 0 | 0 |

Green Bay Packers vs Philadelphia Eagles
9/6/2024 at Corinthians Arena

Final Team Statistics

| | Visitor Packers | Home Eagles |
|--|--------------------|----------------|
| TOTAL FIRST DOWNS | 19 | 25 |
| By Rushing | 7 | 8 |
| By Passing | 9 | 14 |
| By Penalty | 3 | 3 |
| THIRD DOWN EFFICIENCY | 3-11-27.3% | 4-14-28.6% |
| FOURTH DOWN EFFICIENCY | 1-1-100.0% | 1-1-100.0% |
| TOTAL NET YARDS | 414 | 410 |
| Total Offensive Plays (inc. times thrown passing) | 58 | 74 |
| Average gain per offensive play | 7.1 | 5.5 |
| NET YARDS RUSHING | 163 | 144 |
| Total Rushing Plays | 21 | 38 |
| Average gain per rushing play | 7.8 | 3.8 |
| Tackles for a loss-number and yards | 3-3 | 5-14 |
| NET YARDS PASSING | 251 | 266 |
| Times thrown - yards lost attempting to pass | 2-9 | 2-12 |
| Gross yards passing | 260 | 278 |
| PASS ATTEMPTS-COMPLETIONS-HAD INTERCEPTED | 35-17-1 | 34-20-2 |
| Avg gain per pass play (inc.# thrown passing) | 6.8 | 7.4 |
| KICKOFFS Number-In End Zone-Touchbacks | 7-6-5 | 6-6-5 |
| PUNTS Number and Average | 2-37.0 | 2-50.5 |
| Had Blocked | 0 | 0 |
| FGs - PATs Had Blocked | 0-0 | 0-0 |
| Net Punting Average | 37.0 | 50.5 |
| TOTAL RETURN YARDAGE (Not Including Kickoffs) | 34 | 1 |
| No. and Yards Punt Returns | 0-0 | 0-0 |
| No. and Yards Kickoff Returns | 1-24 | 2-38 |
| No. and Yards Interception Returns | 2-34 | 1-1 |
| PENALTIES Number and Yards | 10-71 | 7-57 |
| FUMBLES Number and Lost | 1-0 | 2-1 |
| TOUCHDOWNS | 3 | 4 |
| Rushing | 1 | 2 |
| Passing | 2 | 2 |
| EXTRA POINTS Made-Attempts | 2-3 | 4-4 |
| Kicking Made-Attempts | 2-2 | 4-4 |
| Rushing Made-Attempts | 0-1 | 0-0 |
| FIELD GOALS Made-Attempts | 3-4 | 2-2 |
| RED ZONE EFFICIENCY | 1-4-25% | 3-6-50% |
| GOAL TO GO EFFICIENCY | 1-2-50% | 0-1-0% |
| SAFETIES | 0 | 0 |
| FINAL SCORE | 29 | 34 |
| TIME OF POSSESSION | 27:13 | 32:47 |

Green Bay Packers vs Philadelphia Eagles
9/6/2024 at Corinthians Arena

Ball Possession And Drive Chart

Green Bay Packers

| # | Time Recd | Time Lost | Time Poss | How Ball Obtained | Drive Began | # Play | Yds Gain | Yds Pen | Net Yds | 1st Down | Last Scrm | How Given Up |
|----|-----------|-----------|-----------|-------------------|-------------|--------|----------|---------|---------|----------|-----------|--------------|
| 1 | 15:00 | 11:40 | 3:20 | Kickoff | GB 35 | 6 | 27 | -5 | 22 | 1 | PHI 43 | Punt |
| 2 | 10:46 | 8:26 | 2:20 | Interception | PHI 19 | 5 | 4 | 2 | 6 | 1 | * PHI 13 | Field Goal |
| 3 | 7:06 | 3:01 | 4:05 | Fumble | PHI 13 | 8 | 28 | -20 | 8 | 1 | * PHI 5 | Field Goal |
| 4 | 12:38 | 10:16 | 2:22 | Kickoff | GB 30 | 5 | 70 | 0 | 70 | 3 | PHI 33 | Touchdown |
| 5 | 5:34 | 5:11 | 0:23 | Kickoff | GB 30 | 3 | 70 | 0 | 70 | 1 | GB 30 | Touchdown |
| 6 | 14:09 | 11:55 | 2:14 | Kickoff | GB 30 | 6 | 41 | 29 | 70 | 4 | * PHI 2 | Touchdown |
| 7 | 10:26 | 8:47 | 1:39 | Punt | GB 20 | 4 | 12 | -5 | 7 | 1 | GB 27 | Punt |
| 8 | 7:21 | 6:08 | 1:13 | Punt | GB 13 | 2 | 9 | -10 | -1 | 0 | GB 12 | Interception |
| 9 | 4:26 | 0:17 | 4:09 | Kickoff | GB 30 | 9 | 45 | 0 | 45 | 3 | PHI 25 | Missed FG |
| 10 | 12:53 | 7:52 | 5:01 | Interception | GB 13 | 10 | 79 | 0 | 79 | 3 | * PHI 8 | Field Goal |
| 11 | 0:27 | 0:00 | 0:27 | Kickoff | GB 16 | 4 | 33 | 0 | 33 | 1 | PHI 47 | End of Game |

(385) Average GB 35

Philadelphia Eagles

| # | Time Recd | Time Lost | Time Poss | How Ball Obtained | Drive Began | # Play | Yds Gain | Yds Pen | Net Yds | 1st Down | Last Scrm | How Given Up |
|----|-----------|-----------|-----------|-------------------|-------------|--------|----------|---------|---------|----------|-----------|--------------|
| 1 | 11:40 | 10:46 | 0:54 | Punt | PHI 10 | 3 | -5 | 0 | -5 | 0 | PHI 5 | Interception |
| 2 | 8:26 | 7:06 | 1:20 | Kickoff | PHI 16 | 3 | -2 | 0 | -2 | 0 | PHI 20 | Fumble |
| 3 | 3:01 | 12:38 | 5:23 | Kickoff | PHI 30 | 11 | 64 | 6 | 70 | 5 | * GB 18 | Touchdown |
| 4 | 10:16 | 5:34 | 4:42 | Kickoff | PHI 30 | 9 | 70 | 0 | 70 | 4 | * GB 11 | Touchdown |
| 5 | 5:11 | 0:00 | 5:11 | Kickoff | PHI 23 | 15 | 62 | -5 | 57 | 4 | * GB 20 | Field Goal |
| 6 | 15:00 | 14:09 | 0:51 | Kickoff | PHI 30 | 2 | 70 | 0 | 70 | 1 | PHI 33 | Touchdown |
| 7 | 11:55 | 10:26 | 1:29 | Kickoff | PHI 30 | 3 | -4 | 0 | -4 | 0 | PHI 26 | Punt |
| 8 | 8:47 | 7:21 | 1:26 | Punt | PHI 32 | 3 | 8 | 0 | 8 | 0 | PHI 40 | Punt |
| 9 | 6:08 | 4:26 | 1:42 | Interception | GB 24 | 4 | 24 | 0 | 24 | 2 | * GB 2 | Touchdown |
| 10 | 0:17 | 12:53 | 2:24 | Missed FG | PHI 33 | 7 | 53 | 0 | 53 | 3 | * GB 14 | Interception |
| 11 | 7:52 | 0:27 | 7:25 | Kickoff | PHI 30 | 16 | 62 | 5 | 67 | 6 | * GB 3 | Field Goal |

(340) Average PHI 31

*** inside opponent's 20**

| Time of Possession by Quarter | | 1st | 2nd | 3rd | 4th | OT | Total |
|---------------------------------|---------------------|--------------------|-------|------|--------------------|----|-------|
| Visitor | Green Bay Packers | 9:45 | 2:45 | 9:15 | 5:28 | | 27:13 |
| Home | Philadelphia Eagles | 5:15 | 12:15 | 5:45 | 9:32 | | 32:47 |
| Kickoff Drive No.-Start Average | | Packers: 6 - GB 28 | | | Eagles: 7 - PHI 27 | | |

Green Bay Packers vs Philadelphia Eagles
9/6/2024 at Corinthians Arena

Final Defensive Statistics

| Green Bay Packers | Regular Defensive Plays | | | | | | | | | | Special Teams | | | | | Misc | | | | |
|-------------------|-------------------------|-----------|-----------|----------|-----------|----------|----------|----------|----------|----------|---------------|----------|----------|----------|----------|----------|----------|----------|----------|----------|
| | TKL | AST | COMB | SK | / YDS | TFL | Q | IN | PD | FF | FR | TKL | AST | FF | FR | BL | TKL | AST | FF | FR |
| J.Bullard | 7 | 4 | 11 | 0 | 0 | 0 | 0 | 0 | 0 | 0 | 0 | 0 | 0 | 0 | 0 | 0 | 0 | 0 | 0 | 0 |
| Q.Walker | 7 | 4 | 11 | 0 | 0 | 1 | 0 | 0 | 0 | 0 | 0 | 0 | 0 | 0 | 0 | 0 | 0 | 0 | 0 | 0 |
| K.Nixon | 6 | 1 | 7 | 1 | 6 | 2 | 2 | 0 | 1 | 0 | 0 | 0 | 0 | 0 | 0 | 0 | 0 | 0 | 0 | 0 |
| I.McDuffie | 3 | 3 | 6 | 0 | 0 | 0 | 1 | 0 | 0 | 0 | 0 | 0 | 0 | 0 | 0 | 0 | 0 | 0 | 0 | 0 |
| T.Slaton | 1 | 4 | 5 | 0 | 0 | 0 | 0 | 0 | 0 | 0 | 0 | 0 | 0 | 0 | 0 | 0 | 0 | 0 | 0 | 0 |
| J.Alexander | 4 | 0 | 4 | 0 | 0 | 0 | 0 | 1 | 2 | 0 | 0 | 0 | 0 | 0 | 0 | 0 | 0 | 0 | 0 | 0 |
| X.McKinney | 3 | 1 | 4 | 0 | 0 | 0 | 0 | 1 | 1 | 0 | 0 | 0 | 0 | 0 | 0 | 0 | 0 | 0 | 0 | 0 |
| Er.Wilson | 3 | 1 | 4 | 0 | 0 | 2 | 0 | 0 | 0 | 0 | 0 | 0 | 0 | 0 | 0 | 0 | 0 | 0 | 0 | 0 |
| K.Brooks | 2 | 2 | 4 | 0 | 0 | 0 | 0 | 0 | 0 | 0 | 0 | 0 | 0 | 0 | 0 | 0 | 0 | 0 | 0 | 0 |
| E.Cooper | 2 | 1 | 3 | 0 | 0 | 0 | 0 | 0 | 1 | 0 | 0 | 1 | 0 | 0 | 0 | 0 | 0 | 0 | 0 | 0 |
| R.Gary | 1 | 2 | 3 | 1 | 6 | 1 | 2 | 0 | 1 | 0 | 0 | 0 | 0 | 0 | 0 | 0 | 0 | 0 | 0 | 0 |
| L.Van Ness | 2 | 0 | 2 | 0 | 0 | 0 | 0 | 0 | 0 | 0 | 0 | 0 | 0 | 0 | 0 | 0 | 0 | 0 | 0 | 0 |
| K.Clark | 1 | 1 | 2 | 0 | 0 | 0 | 0 | 0 | 0 | 0 | 0 | 0 | 0 | 0 | 0 | 0 | 0 | 0 | 0 | 0 |
| P.Smith | 1 | 1 | 2 | 0 | 0 | 0 | 0 | 0 | 0 | 0 | 0 | 0 | 0 | 0 | 0 | 0 | 0 | 0 | 0 | 0 |
| E.Stokes | 1 | 1 | 2 | 0 | 0 | 0 | 0 | 0 | 0 | 0 | 0 | 0 | 0 | 0 | 0 | 0 | 0 | 0 | 0 | 0 |
| D.Wyatt | 1 | 0 | 1 | 0 | 0 | 1 | 0 | 0 | 0 | 0 | 1 | 0 | 0 | 0 | 0 | 0 | 0 | 0 | 0 | 0 |
| Z.Anderson | 0 | 0 | 0 | 0 | 0 | 0 | 0 | 0 | 0 | 0 | 0 | 1 | 0 | 0 | 0 | 0 | 0 | 0 | 0 | 0 |
| D.Wicks | 0 | 0 | 0 | 0 | 0 | 0 | 0 | 0 | 0 | 0 | 0 | 0 | 0 | 0 | 0 | 0 | 1 | 0 | 0 | 0 |
| B.Melton | 0 | 0 | 0 | 0 | 0 | 0 | 0 | 0 | 0 | 0 | 0 | 0 | 0 | 0 | 0 | 0 | 0 | 0 | 0 | 1 |
| Total | 45 | 26 | 71 | 2 | 12 | 7 | 5 | 2 | 6 | 0 | 1 | 2 | 0 | 0 | 0 | 0 | 1 | 0 | 0 | 1 |

TKL = Tackle AST = Assist COMB = Combined QH=QB Hit IN = Interception PD = Pass Defense FF = Forced Fumble FR = Fumble Recovery

| Philadelphia Eagles | Regular Defensive Plays | | | | | | | | | | Special Teams | | | | | Misc | | | | |
|---------------------|-------------------------|-----------|-----------|----------|----------|----------|----------|----------|----------|----------|---------------|----------|----------|----------|----------|----------|----------|----------|----------|----------|
| | TKL | AST | COMB | SK | / YDS | TFL | QH | IN | PD | FF | FR | TKL | AST | FF | FR | BL | TKL | AST | FF | FR |
| Z.Baun | 11 | 4 | 15 | 2 | 9 | 1 | 2 | 0 | 0 | 0 | 0 | 0 | 0 | 0 | 0 | 0 | 0 | 0 | 0 | 0 |
| R.Blankenship | 4 | 4 | 8 | 0 | 0 | 0 | 0 | 1 | 1 | 0 | 0 | 0 | 0 | 0 | 0 | 0 | 0 | 0 | 0 | 0 |
| Q.Mitchell | 4 | 1 | 5 | 0 | 0 | 0 | 0 | 0 | 2 | 0 | 0 | 0 | 0 | 0 | 0 | 0 | 0 | 0 | 0 | 0 |
| C.Gardner-Johnson | 2 | 3 | 5 | 0 | 0 | 0 | 0 | 0 | 0 | 0 | 0 | 0 | 0 | 0 | 0 | 0 | 0 | 0 | 0 | 0 |
| N.Dean | 3 | 1 | 4 | 0 | 0 | 1 | 0 | 0 | 1 | 0 | 0 | 0 | 0 | 0 | 0 | 0 | 0 | 0 | 0 | 0 |
| D.Slay | 2 | 1 | 3 | 0 | 0 | 0 | 0 | 0 | 0 | 1 | 0 | 0 | 0 | 0 | 0 | 0 | 0 | 0 | 0 | 0 |
| A.Maddox | 0 | 3 | 3 | 0 | 0 | 0 | 0 | 0 | 0 | 0 | 0 | 0 | 0 | 0 | 0 | 0 | 0 | 0 | 0 | 0 |
| J.Carter | 0 | 2 | 2 | 0 | 0 | 0 | 1 | 0 | 0 | 0 | 0 | 0 | 0 | 0 | 0 | 0 | 0 | 0 | 0 | 0 |
| J.Sweat | 1 | 0 | 1 | 0 | 0 | 1 | 1 | 0 | 0 | 0 | 0 | 0 | 0 | 0 | 0 | 0 | 0 | 0 | 0 | 0 |
| N.Smith | 0 | 1 | 1 | 0 | 0 | 0 | 0 | 0 | 0 | 0 | 0 | 0 | 1 | 0 | 0 | 0 | 0 | 0 | 0 | 0 |
| M.Williams | 0 | 1 | 1 | 0 | 0 | 0 | 0 | 0 | 0 | 0 | 0 | 0 | 0 | 0 | 0 | 0 | 0 | 0 | 0 | 0 |
| T.Booker | 0 | 1 | 1 | 0 | 0 | 0 | 0 | 0 | 0 | 0 | 0 | 0 | 0 | 0 | 0 | 0 | 0 | 0 | 0 | 0 |
| B.Graham | 0 | 1 | 1 | 0 | 0 | 0 | 0 | 0 | 0 | 0 | 0 | 0 | 0 | 0 | 0 | 0 | 0 | 0 | 0 | 0 |
| B.Huff | 0 | 1 | 1 | 0 | 0 | 0 | 0 | 0 | 0 | 0 | 0 | 0 | 0 | 0 | 0 | 0 | 0 | 0 | 0 | 0 |
| M.Ojomo | 0 | 0 | 0 | 0 | 0 | 0 | 1 | 0 | 0 | 0 | 0 | 0 | 0 | 0 | 0 | 0 | 0 | 0 | 0 | 0 |
| W.Shipley | 0 | 0 | 0 | 0 | 0 | 0 | 0 | 0 | 0 | 0 | 0 | 1 | 0 | 0 | 0 | 0 | 0 | 0 | 0 | 0 |
| J.Mailata | 0 | 0 | 0 | 0 | 0 | 0 | 0 | 0 | 0 | 0 | 0 | 0 | 0 | 0 | 0 | 0 | 1 | 0 | 0 | 0 |
| D.Smith | 0 | 0 | 0 | 0 | 0 | 0 | 0 | 0 | 0 | 0 | 0 | 0 | 0 | 0 | 0 | 0 | 1 | 0 | 0 | 0 |
| S.Barkley | 0 | 0 | 0 | 0 | 0 | 0 | 0 | 0 | 0 | 0 | 0 | 0 | 0 | 0 | 0 | 0 | 0 | 0 | 0 | 1 |
| Total | 27 | 24 | 51 | 2 | 9 | 3 | 5 | 1 | 4 | 1 | 0 | 1 | 1 | 0 | 0 | 0 | 2 | 0 | 0 | 1 |

Green Bay Packers vs Philadelphia Eagles at Corinthians Arena

9/6/2024

Play By Play

First Quarter

GB wins toss, elects to Receive, and PHI elects to defend the North goal.

B.Mann kicks 65 yards from PHI 35 to end zone, Touchback to the GB 30.

PENALTY on PHI-K.Ringo, Illegal Formation, 5 yards, enforced at GB 30.

Green Bay Packers at 15:00

- 1-10-GB 35 (15:00) J.Jacobs up the middle to GB 34 for -1 yards (J.Sweat, M.Williams).
- 2-11-GB 34 (14:21) (Shotgun) J.Love pass short right to C.Watson to GB 39 for 5 yards (D.Slay; A.Maddox).
- 3-6-GB 39 (13:39) (No Huddle, Shotgun) J.Love pass short left to R.Doubs pushed ob at PHI 42 for 19 yards (A.Maddox; R.Blankenship). P1
- 1-10-PHI 42 (12:59) J.Jacobs left guard to PHI 38 for 4 yards (Z.Baun, Q.Mitchell).
- 2-6-PHI 38 (12:17) J.Jacobs left tackle to PHI 38 for no gain (Z.Baun, N.Smith).
- 3-6-PHI 38 (12:01) (No Huddle) J.Love pass deep left to J.Reed for 38 yards, TOUCHDOWN NULLIFIED by Penalty.
Penalty on PHI, Defensive Too Many Men on Field, offsetting, enforced at PHI 38 - No Play.
Penalty on GB, Offensive Too Many Men on Field, offsetting.
(11:52) (Shotgun) J.Love pass incomplete deep left to C.Watson.
Timeout #1 by GB at 11:47.
- 4-6-PHI 38 (11:47) (Shotgun) *PENALTY on GB-Z.Tom, False Start, 5 yards, enforced at PHI 38 - No Play.*
- 4-11-PHI 43 (11:47) D.Whelan punts 33 yards to PHI 10, Center-M.Orzech, out of bounds.

Timeout at 11:40.

Philadelphia Eagles at 11:40

- 1-10-PHI 10 (11:40) S.Barkley left end to PHI 5 for -5 yards (Er.Wilson).
- 2-15-PHI 5 (11:03) (Shotgun) J.Hurts pass incomplete deep left to A.Brown.
- 3-15-PHI 5 (10:57) (Shotgun) J.Hurts pass deep middle intended for D.Smith INTERCEPTED by X.McKinney at PHI 36, X.McKinney to PHI 19 for 17 yards (J.Mailata).

Green Bay Packers at 10:46

- 1-10-PHI 19 (10:46) (Shotgun) J.Love sacked at PHI 24 for -5 yards (Z.Baun).
PENALTY on PHI-J.Carter, Unnecessary Roughness, 12 yards, enforced at PHI 24.
- 1-10-PHI 12 (10:19) (Shotgun) J.Jacobs right tackle to PHI 12 for no gain (C.Gardner-Johnson).
- 2-10-PHI 12 (9:39) J.Love pass short right to L.Musgrave to PHI 13 for -1 yards (C.Gardner-Johnson; D.Slay).
PENALTY on GB-R.Walker, Offensive Holding, 10 yards, enforced at PHI 12 - No Play.
- 2-20-PHI 22 (9:17) (Shotgun) J.Love pass incomplete short middle to D.Wicks.
- 3-20-PHI 22 (9:13) (Shotgun) J.Love pass short left to J.Jacobs to PHI 13 for 9 yards (A.Maddox; T.Booker).
- 4-11-PHI 13 (8:30) **B.Narveson 31 yard field goal is GOOD, Center-M.Orzech, Holder-D.Whelan.**

Timeout at 08:26.

GB 3 PHI 0, 5 plays, 6 yards, 1 penalty, 2:20 drive, 6:34 elapsed

B.Narveson kicks 61 yards from GB 35 to PHI 4. K.Gainwell MUFFS catch, and recovers at PHI 7. K.Gainwell to PHI 16 for 9 yards (E.Cooper).

Philadelphia Eagles at 8:26, (1st play from scrimmage 8:21)

- 1-10-PHI 16 (8:21) S.Barkley right guard to PHI 19 for 3 yards (T.Slaton).
- 2-7-PHI 19 (7:46) (Shotgun) J.Hurts pass short left to D.Goedert to PHI 20 for 1 yard (J.Bullard).
- 3-6-PHI 20 (7:11) (No Huddle, Shotgun) J.Hurts FUMBLES (Aborted) at PHI 15, touched at PHI 14, RECOVERED by GB-D.Wyatt at PHI 13.

Green Bay Packers at 7:06

- 1-10-PHI 13 (7:06) J.Jacobs right end to PHI 5 for 8 yards (D.Slay).
PENALTY on GB-T.Kraft, Offensive Holding, 10 yards, enforced at PHI 13 - No Play.
- 1-20-PHI 23 (6:43) (Shotgun) J.Love pass short right to J.Reed to PHI 14 for 9 yards (R.Blankenship; Z.Baun).
- 2-11-PHI 14 (5:58) (Shotgun) J.Love pass short right to R.Doubs to PHI 4 for 10 yards (D.Slay).
- 3-1-PHI 4 (5:27) J.Jacobs up the middle to PHI 5 for -1 yards (N.Dean; B.Graham).
- 4-2-PHI 5 (4:44) J.Jacobs right tackle to PHI 3 for 2 yards (C.Gardner-Johnson; Z.Baun). R3
- Timeout #2 by GB at 03:58.
- 1-3-PHI 3 (3:58) (Shotgun) J.Love pass incomplete short left to C.Watson (R.Blankenship).
PENALTY on GB-R.Doubs, Offensive Pass Interference, 10 yards, enforced at PHI 3 - No Play.
- 1-13-PHI 13 (3:53) (Shotgun) J.Love pass short right to T.Kraft pushed ob at PHI 5 for 8 yards (C.Gardner-Johnson, J.Carter).
- 2-5-PHI 5 (3:15) J.Love pass incomplete short right [J.Sweat].
- 3-5-PHI 5 (3:09) (Shotgun) J.Love pass incomplete short right to C.Watson.
- 4-5-PHI 5 (3:04) **B.Narveson 23 yard field goal is GOOD, Center-M.Orzech, Holder-D.Whelan.**

Green Bay Packers vs Philadelphia Eagles at Corinthians Arena

Timeout at 03:01.

| |
|--|
| GB 6 PHI 0, 8 plays, 8 yards, 4:05 drive, 11:59 elapsed |
|--|

B.Narveson kicks 65 yards from GB 35 to end zone, Touchback to the PHI 30.

Philadelphia Eagles at 3:01

1-10-PHI 30 (3:01) (Shotgun) J.Hurts pass short right to D.Goedert to PHI 34 for 4 yards (J.Alexander).

2-6-PHI 34 (2:23) (Shotgun) S.Barkley left tackle to PHI 39 for 5 yards (Q.Walker).

3-1-PHI 39 (1:40) (Shotgun) J.Hurts pass short left to A.Brown to PHI 47 for 8 yards (J.Alexander). P1

Penalty on GB-K.Clark, Defensive Offside, declined.

1-10-PHI 47 (1:21) (Shotgun) J.Hurts right end ran ob at PHI 49 for 2 yards (K.Nixon).

2-8-PHI 49 (:40) (Shotgun) J.Hurts pass short right to D.Smith to GB 43 for 8 yards (K.Brooks; Q.Walker). P2

1-10-GB 43 (:06) (No Huddle, Shotgun) J.Hurts pass short left to D.Smith pushed ob at GB 34 for 9 yards (K.Nixon).

END OF QUARTER

| | Score | Time Poss | First Downs | | | | Efficiencies | |
|---------------------|-------|-----------|-------------|---|---|---|--------------|--------|
| | | | R | P | X | T | 3 Down | 4 Down |
| Green Bay Packers | 6 | 9:45 | 1 | 1 | 1 | 3 | 1/5 | 1/1 |
| Philadelphia Eagles | 0 | 5:15 | 0 | 2 | 0 | 2 | 1/3 | 0/0 |

Green Bay Packers vs Philadelphia Eagles at Corinthians Arena

Second Quarter

9/6/2024

Play By Play

Philadelphia Eagles continued.

| | | |
|-------------------|---|----|
| 2-1-GB 34 | (15:00) (Shotgun) J.Hurts pass incomplete short right. | |
| 3-1-GB 34 | (14:54) (No Huddle) J.Hurts up the middle to GB 34 for no gain (Q.Walker). | |
| 4-1-GB 34 | (14:21) (No Huddle) PENALTY on GB-T.Slaton, Encroachment, 6 yards, enforced at GB 34 - No Play. | X3 |
| <u>1-10-GB 28</u> | (14:08) (Shotgun) S.Barkley up the middle to GB 17 for 11 yards (X.McKinney). | R4 |
| <u>1-10-GB 17</u> | (13:27) S.Barkley up the middle to GB 18 for -1 yards (Er.Wilson, T.Slaton). | |
| 2-11-GB 18 | (12:43) (Shotgun) J.Hurts pass deep left to S.Barkley for 18 yards, TOUCHDOWN. | P5 |
| | J.Elliott extra point is GOOD, Center-R.Lovato, Holder-B.Mann. | |

Timeout at 12:38.

GB 6 PHI 7, 11 plays, 70 yards, 1 penalty, 5:23 drive, 2:22 elapsed

B.Mann kicks 65 yards from PHI 35 to end zone, Touchback to the GB 30.

Green Bay Packers at 12:38

| | | |
|--------------------|--|----|
| 1-10-GB 30 | (12:38) J.Love pass incomplete deep middle to D.Wicks. | |
| 2-10-GB 30 | (12:33) (Shotgun) Em.Wilson left tackle to GB 44 for 14 yards (R.Blankenship). | R4 |
| <u>1-10-GB 44</u> | (11:57) (Shotgun) Em.Wilson left end to GB 49 for 5 yards (Z.Baun). | |
| 2-5-GB 49 | (11:13) (Shotgun) Em.Wilson up the middle to PHI 33 for 18 yards (Z.Baun). | R5 |
| | Timeout #3 by GB at 10:24. | |
| <u>1-10-PHI 33</u> | (10:24) (Shotgun) J.Reed right end for 33 yards, TOUCHDOWN. | R6 |
| | B.Narveson extra point is GOOD, Center-M.Orzech, Holder-D.Whelan. | |
| | PENALTY on PHI-J.Carter, Defensive Offside, 1 yard, enforced at PHI 15 - No Play. | |
| | 77-J.Morgan reported in as eligible. TWO-POINT CONVERSION ATTEMPT. J.Jacobs rushes left tackle. ATTEMPT FAILS. | |

Timeout at 10:16.

GB 12 PHI 7, 5 plays, 70 yards, 2:22 drive, 4:44 elapsed

B.Narveson kicks 65 yards from GB 35 to end zone, Touchback to the PHI 30.

Philadelphia Eagles at 10:16

| | | |
|-------------------|---|----|
| 1-10-PHI 30 | (10:16) (Shotgun) S.Barkley left tackle to PHI 32 for 2 yards (K.Brooks, I.McDuffie). | |
| 2-8-PHI 32 | (9:33) (Shotgun) J.Hurts pass incomplete deep right [R.Gary]. | |
| 3-8-PHI 32 | (9:26) (No Huddle, Shotgun) J.Hurts pass short left to A.Brown ran ob at GB 48 for 20 yards (X.McKinney) [K.Nixon]. | P6 |
| <u>1-10-GB 48</u> | (8:47) (No Huddle, Shotgun) J.Hurts right end to GB 47 for 1 yard (Q.Walker). | |
| 2-9-GB 47 | (8:04) (Shotgun) J.Hurts pass short left to D.Smith to GB 22 for 25 yards (J.Bullard). | P7 |
| <u>1-10-GB 22</u> | (7:19) (Shotgun) J.Hurts pass short left to S.Barkley ran ob at GB 17 for 5 yards (Q.Walker). | |
| 2-5-GB 17 | (6:40) (Shotgun) J.Hurts right guard to GB 13 for 4 yards (E.Cooper, T.Slaton). | |
| 3-1-GB 13 | (6:08) J.Hurts up the middle to GB 11 for 2 yards (Q.Walker). | R8 |
| <u>1-10-GB 11</u> | (5:38) (No Huddle, Shotgun) S.Barkley right guard for 11 yards, TOUCHDOWN. | R9 |
| | J.Elliott extra point is GOOD, Center-R.Lovato, Holder-B.Mann. | |

Timeout at 05:34.

GB 12 PHI 14, 9 plays, 70 yards, 4:42 drive, 9:26 elapsed

B.Mann kicks 65 yards from PHI 35 to end zone, Touchback to the GB 30.

Green Bay Packers at 5:34

| | | |
|------------|--|----|
| 1-10-GB 30 | (5:34) (Shotgun) J.Love pass incomplete short right to J.Jacobs. | |
| 2-10-GB 30 | (5:29) (Shotgun) J.Love pass incomplete deep left to L.Musgrave (Q.Mitchell). | |
| 3-10-GB 30 | (5:22) (Shotgun) J.Love pass deep right to J.Reed for 70 yards, TOUCHDOWN. | P7 |
| | (Kick formation) PENALTY on GB-R.Walker, False Start, 5 yards, enforced at PHI 15 - No Play. | |
| | B.Narveson extra point is GOOD, Center-M.Orzech, Holder-D.Whelan. | |

Timeout at 05:11.

GB 19 PHI 14, 3 plays, 70 yards, 0:23 drive, 9:49 elapsed

B.Narveson kicks 71 yards from GB 35 to PHI -6. K.Gainwell to PHI 23 for 29 yards (Z.Anderson).

Philadelphia Eagles at 5:11, (1st play from scrimmage 5:06)

| | | |
|-------------|---|-----|
| 1-10-PHI 23 | (5:06) (Shotgun) J.Hurts pass incomplete short middle to A.Brown. | |
| 2-10-PHI 23 | (5:01) (Shotgun) J.Hurts pass short left to A.Brown to PHI 36 for 13 yards (J.Alexander). | P10 |

Green Bay Packers vs Philadelphia Eagles at Corinthians Arena

- 1-10-PHI 36 (4:20) (No Huddle, Shotgun) J.Hurts pass incomplete short right.
- 2-10-PHI 36 (4:11) (Shotgun) S.Barkley right tackle to PHI 39 for 3 yards (K.Brooks).
- 3-7-PHI 39 (3:34) (No Huddle, Shotgun) J.Hurts pass short left to D.Goedert pushed ob at GB 40 for 21 yards (J.Alexander). P11
- 1-10-GB 40 (2:55) (No Huddle, Shotgun) S.Barkley up the middle to GB 38 for 2 yards (L.Van Ness).
- 2-8-GB 38 (2:12) (Shotgun) J.Hurts pass incomplete deep right to J.Wilson.
- 3-8-GB 38 (2:03) (Shotgun) J.Hurts up the middle to GB 33 for 5 yards (R.Gary; K.Clark).

Two-Minute Warning

- Timeout #1 by PHI at 01:59.
- 4-3-GB 33 (1:59) (Shotgun) J.Hurts pass short left to D.Smith to GB 26 for 7 yards (I.McDuffie). P12
- 1-10-GB 26 (1:24) (No Huddle, Shotgun) K.Gainwell up the middle to GB 24 for 2 yards (K.Clark).
- 2-8-GB 24 (:54) (No Huddle, Shotgun) J.Hurts pass short left to K.Gainwell to GB 14 for 10 yards (X.McKinney; Q.Walker). P13
- Timeout #2 by PHI at 00:43.
- 1-10-GB 14 (:43) (Shotgun) J.Hurts sacked at GB 20 for -6 yards (K.Nixon).
- Timeout #3 by PHI at 00:31.
- 2-16-GB 20 (:31) (Shotgun) PENALTY on PHI-D.Goedert, False Start, 5 yards, enforced at GB 20 - No Play.
- 2-21-GB 25 (:31) (Shotgun) J.Hurts pass short left to D.Goedert to GB 20 for 5 yards (J.Bullard).
- 3-16-GB 20 (:05) (No Huddle) J.Hurts spiked the ball to stop the clock.
- 4-16-GB 20 (:04) J.Elliott 38 yard field goal is GOOD, Center-R.Lovato, Holder-B.Mann.

GB 19 PHI 17, 15 plays, 57 yards, 5:11 drive, 15:00 elapsed

| END OF QUARTER | Score | Time Poss | First Downs | | | | Efficiencies | |
|---------------------|-------|-----------|-------------|---|---|----|--------------|--------|
| | | | R | P | X | T | 3 Down | 4 Down |
| Green Bay Packers | 19 | 2:45 | 3 | 1 | 0 | 4 | 1/1 | 0/0 |
| Philadelphia Eagles | 17 | 12:15 | 3 | 7 | 1 | 11 | 3/6 | 1/1 |

Green Bay Packers vs Philadelphia Eagles at Corinthians Arena

9/6/2024

Play By Play

Third Quarter

PHI elects to Receive, and GB elects to defend the North goal.

B.Narveson kicks 65 yards from GB 35 to end zone, Touchback to the PHI 30.

Philadelphia Eagles at 15:00

- 1-10-PHI 30 (15:00) (Shotgun) S.Barkley right tackle to PHI 33 for 3 yards (Er.Wilson).
- 2-7-PHI 33 (14:22) (Shotgun) J.Hurts pass deep right to A.Brown for 67 yards, TOUCHDOWN.
- J.Elliott extra point is GOOD, Center-R.Lovato, Holder-B.Mann.

P14

GB 19 PHI 24, 2 plays, 70 yards, 0:51 drive, 0:51 elapsed

B.Mann kicks 65 yards from PHI 35 to end zone, Touchback to the GB 30.

Green Bay Packers at 14:09

- 1-10-GB 30 (14:09) J.Love pass incomplete deep left.
- 2-10-GB 30 (13:59) (Shotgun) J.Jacobs right guard to GB 35 for 5 yards (D.Slay). FUMBLES (D.Slay), recovered by GB-B.Melton at GB 39.
- 3-1-GB 39 (13:31) (No Huddle, Shotgun) J.Love pass incomplete short left to B.Melton.
- PENALTY on PHI-Z.Baun, Roughing the Passer, 16 yards, enforced at GB 39 - No Play.*
- Penalty on PHI-O.Mitchell, Defensive Pass Interference, declined.*
- 1-10-PHI 45 (13:25) (Shotgun) J.Love pass short left to T.Kraft pushed ob at PHI 16 for 29 yards (R.Blankenship).
- 1-10-PHI 16 (12:46) (Shotgun) J.Jacobs left guard to PHI 15 for 1 yard (C.Gardner-Johnson; Z.Baun).
- 2-9-PHI 15 (12:06) (Shotgun) J.Love pass incomplete short right to T.Kraft [J.Carter].
- 3-9-PHI 15 (12:02) (Shotgun) J.Love pass incomplete short right to D.Wicks.
- PENALTY on PHI-A.Maddox, Defensive Pass Interference, 13 yards, enforced at PHI 15 - No Play.*
- 1-2-PHI 2 (11:58) (Shotgun) J.Love pass short left to C.Watson for 2 yards, TOUCHDOWN.
- B.Narveson extra point is GOOD, Center-M.Orzech, Holder-D.Whelan.

X8

P9

X10

P11

Timeout at 11:55.

GB 26 PHI 24, 6 plays, 70 yards, 2 penalties, 2:14 drive, 3:05 elapsed

B.Narveson kicks 65 yards from GB 35 to end zone, Touchback to the PHI 30.

Philadelphia Eagles at 11:55

- 1-10-PHI 30 (11:55) J.Hurts pass incomplete short right to D.Goedert (R.Gary).
- 2-10-PHI 30 (11:50) (Shotgun) S.Barkley right end to PHI 32 for 2 yards (E.Cooper).
- 3-8-PHI 32 (11:25) (No Huddle, Shotgun) J.Hurts sacked at PHI 26 for -6 yards (R.Gary).
- 4-14-PHI 26 (10:34) B.Mann punts 54 yards to GB 20, Center-R.Lovato, fair catch by J.Reed.

Green Bay Packers at 10:26

- 1-10-GB 20 (10:26) (Shotgun) J.Love pass short left to R.Doubs pushed ob at GB 32 for 12 yards (Q.Mitchell).
- 1-10-GB 32 (9:47) (Shotgun) Em.Wilson right guard to GB 36 for 4 yards (Z.Baun).
- PENALTY on GB, Illegal Shift, 5 yards, enforced at GB 32 - No Play.*
- 1-15-GB 27 (9:23) J.Love pass incomplete deep left to J.Reed.
- 2-15-GB 27 (9:18) (Shotgun) J.Love pass incomplete short middle to R.Doubs.
- 3-15-GB 27 (9:13) (Shotgun) J.Love pass incomplete short left to Em.Wilson (N.Dean).
- Penalty on GB, Illegal Shift, declined.*
- 4-15-GB 27 (9:09) D.Whelan punts 56 yards to PHI 17, Center-M.Orzech. B.Covey to PHI 30 for 13 yards (Er.Wilson).
- Penalty on GB-I.McDuffie, Illegal Formation, offsetting, enforced at GB 27 - No Play.*
- Penalty on PHI-T.McCollum, Illegal Blindside Block, offsetting.*
- 4-15-GB 27 (8:56) D.Whelan punts 41 yards to PHI 32, Center-M.Orzech, fair catch by B.Covey.

P12

Timeout at 08:47.

Philadelphia Eagles at 8:47

- 1-10-PHI 32 (8:47) (Shotgun) S.Barkley left tackle to PHI 40 for 8 yards (K.Nixon).
- 2-2-PHI 40 (8:15) (No Huddle, Shotgun) J.Hurts left end to PHI 40 for no gain (P.Smith).
- 3-2-PHI 40 (7:34) (Shotgun) J.Hurts pass incomplete short right [I.McDuffie].
- 4-2-PHI 40 (7:27) B.Mann punts 47 yards to GB 13, Center-R.Lovato, fair catch by J.Reed.

Timeout at 07:21.

Green Bay Packers at 7:21

- 1-10-GB 13 (7:21) J.Jacobs up the middle to GB 22 for 9 yards (R.Blankenship; B.Huff).
- 2-1-GB 22 (6:38) J.Jacobs left end to GB 29 for 7 yards (C.Gardner-Johnson; Q.Mitchell).
- PENALTY on GB-R.Walker, Offensive Holding, 10 yards, enforced at GB 22 - No Play.*

Green Bay Packers vs Philadelphia Eagles at Corinthians Arena

2-11-GB 12 (6:15) (Shotgun) J.Love pass short middle intended for L.Musgrave INTERCEPTED by R.Blankenship at GB 25. R.Blankenship to GB 24 for 1 yard (D.Wicks).

Philadelphia Eagles at 6:08

1-10-GB 24 (6:08) (Shotgun) J.Hurts pass short right to D.Smith to GB 16 for 8 yards (I.McDuffie). R15
 2-2-GB 16 (5:35) (No Huddle, Shotgun) S.Barkley left guard to GB 11 for 5 yards (L.Van Ness, J.Bullard). R15
1-10-GB 11 (5:07) (No Huddle, Shotgun) S.Barkley up the middle to GB 2 for 9 yards (K.Nixon, J.Bullard).
 2-1-GB 2 (4:32) (No Huddle, Shotgun) S.Barkley up the middle for 2 yards, TOUCHDOWN. R16
 J.Elliott extra point is GOOD, Center-R.Lovato, Holder-B.Mann.

Timeout at 04:26.

| |
|---|
| GB 26 PHI 31, 4 plays, 24 yards, 1:42 drive, 10:34 elapsed |
|---|

B.Mann kicks 65 yards from PHI 35 to end zone, Touchback to the GB 30.

Green Bay Packers at 4:26

1-10-GB 30 (4:26) (Shotgun) J.Love pass short left to R.Doubs to GB 39 for 9 yards (N.Dean). R13
 2-1-GB 39 (3:51) (Shotgun) J.Jacobs up the middle to GB 42 for 3 yards (Z.Baun).
1-10-GB 42 (3:11) (Shotgun) J.Love pass incomplete short left to D.Wicks (Q.Mitchell).
 2-10-GB 42 (3:07) (Shotgun) J.Love pass short right to J.Jacobs to PHI 47 for 11 yards (J.Carter; C.Gardner-Johnson). PHI-C.Gardner-Johnson was injured during the play. PHI-Q.Mitchell was injured during the play. P14
1-10-PHI 47 (2:33) J.Jacobs right guard to PHI 25 for 22 yards (R.Blankenship). R15
1-10-PHI 25 (1:52) J.Jacobs right end to PHI 25 for no gain (Z.Baun). ** Injury Update: PHI-C.Gardner-Johnson has returned to the game.
 2-10-PHI 25 (1:10) (Shotgun) J.Love pass short left to Em.Wilson to PHI 25 for no gain (Z.Baun).
 3-10-PHI 25 (:26) (Shotgun) J.Love pass incomplete short left to J.Reed.
 4-10-PHI 25 (:21) B.Narveson 43 yard field goal is No Good, Hit Right Upright, Center-M.Orzech, Holder-D.Whalen.

Philadelphia Eagles at 0:17

1-10-PHI 33 (:17) (Shotgun) S.Barkley left guard to GB 33 for 34 yards (J.Bullard). R17

END OF QUARTER

| | Score | Time Poss | First Downs | | | | Efficiencies | |
|---------------------|-------|-----------|-------------|---|---|---|--------------|--------|
| | | | R | P | X | T | 3 Down | 4 Down |
| Green Bay Packers | 26 | 9:15 | 2 | 4 | 2 | 8 | 0/2 | 0/0 |
| Philadelphia Eagles | 31 | 5:45 | 3 | 1 | 0 | 4 | 0/2 | 0/0 |

Green Bay Packers vs Philadelphia Eagles at Corinthians Arena

Fourth Quarter

9/6/2024

Play By Play

Philadelphia Eagles continued.

| | | |
|----------------------------|---|-----|
| 1-10-GB 33 | (15:00) (Shotgun) J.Hurts pass incomplete short right to A.Brown (E.Cooper). | |
| 2-10-GB 33 | (14:57) (Shotgun) J.Hurts pass short right to G.Calcaterra to GB 22 for 11 yards (J.Bullard). | P18 |
| 1-10-GB 22 | (14:30) (No Huddle, Shotgun) J.Hurts pass short left to A.Brown to GB 11 for 11 yards (J.Bullard; K.Nixon). | P19 |
| 1-10-GB 11 | (13:52) (No Huddle, Shotgun) J.Hurts left guard to GB 14 for -3 yards (K.Nixon, P.Smith). | |
| 2-13-GB 14 | (13:16) (No Huddle, Shotgun) J.Hurts pass incomplete short left to J.Dotson (K.Nixon). | |
| 3-13-GB 14 | (13:10) (Shotgun) J.Hurts pass deep middle intended for A.Brown INTERCEPTED by J.Alexander at GB -4. J.Alexander to GB 13 for 17 yards (D.Smith). | |

Timeout at 12:53.

Green Bay Packers at 12:53

| | | |
|-----------------------------|---|-----|
| 1-10-GB 13 | (12:53) (Shotgun) J.Jacobs left tackle pushed ob at GB 45 for 32 yards (N.Dean). ** Injury Update: PHI-Q.Mitchell has returned to the game. | R16 |
| 1-10-GB 45 | (12:15) (Shotgun) J.Jacobs left tackle to GB 44 for -1 yards (N.Dean). | |
| 2-11-GB 44 | (11:37) (Shotgun) J.Love pass short left to C.Watson to 50 for 6 yards (Q.Mitchell). | |
| 3-5-50 | (10:56) (No Huddle, Shotgun) J.Love pass deep left to J.Reed to PHI 24 for 26 yards (R.Blankenship). | P17 |
| 1-10-PHI 24 | (10:11) Em.Wilson left guard to PHI 15 for 9 yards (Q.Mitchell). | |
| 2-1-PHI 15 | (9:30) J.Love pass short right to Em.Wilson to PHI 13 for 2 yards (Z.Baun). | P18 |
| 1-10-PHI 13 | (8:49) (Shotgun) J.Jacobs right guard to PHI 8 for 5 yards (Z.Baun; R.Blankenship). | |
| 2-5-PHI 8 | (8:06) J.Love pass incomplete short left. | |
| 3-5-PHI 8 | (8:01) (Shotgun) J.Love pass incomplete short middle to R.Doubs [M.Ojomo]. | |
| 4-5-PHI 8 | (7:56) B.Narveson 26 yard field goal is GOOD, Center-M.Orzech, Holder-D.Whelan. | |

Timeout at 07:52.

| |
|---|
| GB 29 PHI 31, 10 plays, 79 yards, 5:01 drive, 7:08 elapsed |
|---|

B.Narveson kicks 65 yards from GB 35 to end zone, Touchback to the PHI 30.

Philadelphia Eagles at 7:52

| | | |
|-----------------------------|--|-----|
| 1-10-PHI 30 | (7:52) (Shotgun) S.Barkley left end to PHI 28 for -2 yards (Q.Walker). PHI-A.Brown was injured during the play. | |
| 2-12-PHI 28 | (7:09) (Shotgun) J.Hurts pass incomplete short right [L.Van Ness]. <i>PENALTY on GB-J.Alexander, Defensive Holding, 5 yards, enforced at PHI 28 - No Play.</i> | X20 |
| 1-10-PHI 33 | (6:59) (Shotgun) S.Barkley up the middle to PHI 42 for 9 yards (I.McDuffie). ** Injury Update: PHI-A.Brown has returned to the game. | |
| 2-1-PHI 42 | (6:18) (Shotgun) S.Barkley up the middle to PHI 44 for 2 yards (E.Cooper; R.Gary). Timeout #1 by PHI at 05:33. | R21 |
| 1-10-PHI 44 | (5:33) (Shotgun) J.Hurts scrambles right tackle to GB 48 for 8 yards (J.Bullard). | |
| 2-2-GB 48 | (4:52) (Shotgun) J.Hurts pass short right to K.Gainwell ran ob at GB 45 for 3 yards (E.Stokes). <i>PENALTY on PHI-L.Johnson, Illegal Formation, 5 yards, enforced at GB 48 - No Play.</i> | |
| 2-7-PHI 47 | (4:48) (Shotgun) J.Hurts pass incomplete short right to A.Brown (J.Alexander). <i>Penalty on PHI-C.Jurgens, Ineligible Downfield Pass, declined.</i> | |
| 3-7-PHI 47 | (4:43) (Shotgun) J.Hurts scrambles up the middle to GB 47 for 6 yards (Q.Walker, K.Brooks). <i>PENALTY on GB-K.Clark, Defensive Holding, 5 yards, enforced at GB 47.</i> | X22 |
| 1-10-GB 42 | (4:32) (Shotgun) S.Barkley left tackle to GB 40 for 2 yards (Er.Wilson; I.McDuffie). | |
| 2-8-GB 40 | (3:48) (Shotgun) J.Hurts scrambles left end to GB 32 for 8 yards (E.Stokes, Q.Walker). | R23 |
| 1-10-GB 32 | (3:04) (Shotgun) S.Barkley up the middle to GB 35 for -3 yards (D.Wyatt). | |
| 2-13-GB 35 | (2:23) (Shotgun) J.Hurts pass short left to D.Smith to GB 19 for 16 yards (X.McKinney). Timeout #1 by GB at 02:15. | P24 |
| 1-10-GB 19 | (2:15) (Shotgun) S.Barkley up the middle to GB 17 for 2 yards (I.McDuffie; T.Slaton). Timeout #2 by GB at 02:10. | |
| 2-8-GB 17 | (2:10) (Shotgun) J.Hurts pass short left to D.Smith to GB 6 for 11 yards (J.Bullard; E.Stokes). | P25 |

Two-Minute Warning

| | | |
|--------------------------|---|--|
| 1-6-GB 6 | (2:00) (Shotgun) S.Barkley up the middle to GB 4 for 2 yards (J.Bullard). Timeout #3 by GB at 01:57. | |
| 2-4-GB 4 | (1:57) (Shotgun) S.Barkley right guard to GB 1 for 3 yards (Q.Walker; T.Slaton). Timeout #2 by PHI at 01:12. | |
| 3-1-GB 1 | (1:12) J.Hurts FUMBLES (Aborted) at GB 2, recovered by PHI-S.Barkley at GB 3. | |

Green Bay Packers vs Philadelphia Eagles at Corinthians Arena

Timeout #3 by PHI at 00:30.

4-3-GB 3 (:30) J.Elliott 21 yard field goal is GOOD, Center-R.Lovato, Holder-B.Mann.

Penalty on GB-X.McKinney, Defensive Offside, declined.

| |
|---|
| GB 29 PHI 34, 16 plays, 67 yards, 2 penalties, 7:25 drive, 14:33 elapsed |
|---|

B.Mann kicks 73 yards from PHI 35 to GB -8. K.Nixon to GB 16 for 24 yards (W.Shipley, N.Smith).

Green Bay Packers at 0:27, (1st play from scrimmage 0:22)

1-10-GB 16 (:22) (Shotgun) J.Love pass deep left to J.Reed pushed ob at GB 49 for 33 yards (Q.Mitchell).

P19

1-10-GB 49 (:15) (No Huddle, Shotgun) J.Jacobs left end ran ob at PHI 47 for 4 yards (Z.Baun). GB-J.Love was injured during the play. GB-J.Myers was injured during the play.
Timeout #4 by GB at 00:06.

2-6-PHI 47 (:06) (Shotgun) M.Willis pass incomplete short left to R.Doubs.

3-6-PHI 47 (:03) (Shotgun) M.Willis sacked at GB 49 for -4 yards (Z.Baun).

END OF QUARTER

| | Score | Time Poss | First Downs | | | | Efficiencies | |
|----------------------------|-----------|-------------|-------------|----------|----------|----------|--------------|------------|
| | | | R | P | X | T | 3 Down | 4 Down |
| Green Bay Packers | 29 | 5:28 | 1 | 3 | 0 | 4 | 1/3 | 0/0 |
| Philadelphia Eagles | 34 | 9:32 | 2 | 4 | 2 | 8 | 0/3 | 0/0 |

Miscellaneous Statistics Report

Green Bay Packers vs Philadelphia Eagles
9/6/2024 at Corinthians Arena

Ten Longest Plays for Green Bay Packers

| Yards | Qtr | Play Start | Play Description |
|-------|-----|-------------|---|
| 70 | 2 | 3-10-GB 30 | (5:22) (Shotgun) J.Love pass deep right to J.Reed for 70 yards, TOUCHDOWN. |
| 33 | 2 | 1-10-PHI 33 | (10:24) (Shotgun) J.Reed right end for 33 yards, TOUCHDOWN. |
| 33 | 4 | 1-10-GB 16 | (:22) (Shotgun) J.Love pass deep left to J.Reed pushed ob at GB 49 for 33 yards (Q.Mitchell). |
| 32 | 4 | 1-10-GB 13 | (12:53) (Shotgun) J.Jacobs left tackle pushed ob at GB 45 for 32 yards (N.Dean). ** Injury Update: PHI-Q.Mitchell has returned to the game. |
| 29 | 3 | 1-10-PHI 45 | (13:25) (Shotgun) J.Love pass short left to T.Kraft pushed ob at PHI 16 for 29 yards (R.Blankenship). |
| 26 | 4 | 3-5-50 | (10:56) (No Huddle, Shotgun) J.Love pass deep left to J.Reed to PHI 24 for 26 yards (R.Blankenship). |
| 22 | 3 | 1-10-PHI 47 | (2:33) J.Jacobs right guard to PHI 25 for 22 yards (R.Blankenship). |
| 19 | 1 | 3-6-GB 39 | (13:39) (No Huddle, Shotgun) J.Love pass short left to R.Doubs pushed ob at PHI 42 for 19 yards (A.Maddox; R.Blankenship). |
| 18 | 2 | 2-5-GB 49 | (11:13) (Shotgun) Em.Wilson up the middle to PHI 33 for 18 yards (Z.Baun). |
| 14 | 2 | 2-10-GB 30 | (12:33) (Shotgun) Em.Wilson left tackle to GB 44 for 14 yards (R.Blankenship). |

Ten Longest Plays for Philadelphia Eagles

| Yards | Qtr | Play Start | Play Description |
|-------|-----|-------------|---|
| 67 | 3 | 2-7-PHI 33 | (14:22) (Shotgun) J.Hurts pass deep right to A.Brown for 67 yards, TOUCHDOWN. |
| 34 | 3 | 1-10-PHI 33 | (:17) (Shotgun) S.Barkley left guard to GB 33 for 34 yards (J.Bullard). |
| 25 | 2 | 2-9-GB 47 | (8:04) (Shotgun) J.Hurts pass short left to D.Smith to GB 22 for 25 yards (J.Bullard). |
| 21 | 2 | 3-7-PHI 39 | (3:34) (No Huddle, Shotgun) J.Hurts pass short left to D.Goedert pushed ob at GB 40 for 21 yards (J.Alexander). |
| 20 | 2 | 3-8-PHI 32 | (9:26) (No Huddle, Shotgun) J.Hurts pass short left to A.Brown ran ob at GB 48 for 20 yards (X.McKinney) [K.Nixon]. |
| 18 | 2 | 2-11-GB 18 | (12:43) (Shotgun) J.Hurts pass deep left to S.Barkley for 18 yards, TOUCHDOWN. |
| 16 | 4 | 2-13-GB 35 | (2:23) (Shotgun) J.Hurts pass short left to D.Smith to GB 19 for 16 yards (X.McKinney). |
| 13 | 2 | 2-10-PHI 23 | (5:01) (Shotgun) J.Hurts pass short left to A.Brown to PHI 36 for 13 yards (J.Alexander). |
| 11 | 2 | 1-10-GB 28 | (14:08) (Shotgun) S.Barkley up the middle to GB 17 for 11 yards (X.McKinney). |
| 11 | 2 | 1-10-GB 11 | (5:38) (No Huddle, Shotgun) S.Barkley right guard for 11 yards, TOUCHDOWN. |

Touchdown Scoring Information

| | Offense | Defense | Special Teams |
|---------|---------------------|---------|---------------|
| VISITOR | Green Bay Packers | 3 | 0 |
| HOME | Philadelphia Eagles | 4 | 0 |

Player Scoring Information

| Club | Player | TD | Rush TD | Rec TD | KO TD | Punt TD | Int TD | Fum TD | Misc TD | FG | XP | 2Pt Rush | 2Pt Rec | Sfty | Points |
|------|------------|----|---------|--------|-------|---------|--------|--------|---------|----|----|----------|---------|------|--------|
| GB | J.Reed | 0 | 1 | 1 | 0 | 0 | 0 | 0 | 0 | 0 | 0 | 0 | 0 | 0 | 12 |
| GB | B.Narveson | 0 | 0 | 0 | 0 | 0 | 0 | 0 | 0 | 3 | 2 | 0 | 0 | 0 | 11 |
| GB | C.Watson | 0 | 0 | 1 | 0 | 0 | 0 | 0 | 0 | 0 | 0 | 0 | 0 | 0 | 6 |
| PHI | S.Barkley | 0 | 2 | 1 | 0 | 0 | 0 | 0 | 0 | 0 | 0 | 0 | 0 | 0 | 18 |
| PHI | J.Elliott | 0 | 0 | 0 | 0 | 0 | 0 | 0 | 0 | 2 | 4 | 0 | 0 | 0 | 10 |
| PHI | A.Brown | 0 | 0 | 1 | 0 | 0 | 0 | 0 | 0 | 0 | 0 | 0 | 0 | 0 | 6 |

Possession Detail

| | First Half | | Second Half | | Game | |
|-----------------------------|------------|-------|-------------|------|---------|-------|
| | Visitor | Home | Visitor | Home | Visitor | Home |
| Largest Lead | 6 | 2 | 2 | 5 | 6 | 5 |
| Drives Leading | 1 | 0 | 2 | 2 | 3 | 2 |
| Time of Possession Leading | 4:05 | 0:00 | 2:52 | 9:49 | 6:57 | 9:49 |
| Largest Deficit | -2 | -6 | -5 | -2 | -5 | -6 |
| Drives Trailing | 2 | 4 | 4 | 4 | 6 | 8 |
| Time of Possession Trailing | 2:45 | 16:36 | 11:51 | 5:28 | 14:36 | 22:04 |
| Times Score Tied Up | | 0 | | 0 | | 0 |
| Lead Changes | | 5 | | 3 | | 8 |

Playtime Percentage

Percent of playtime per player on offense, defense and special teams (Unofficial)

Green Bay Packers

Philadelphia Eagles

| | | Offense | Defense | Special Teams | | | Offense | Defense | Special Teams | | | |
|--------------|----|---------|---------|---------------|-----|--------------|-------------------|---------|---------------|------|-----|-----|
| E.Jenkins | G | 67 | 100% | 7 | 23% | J.Mailata | T | 76 | 100% | 6 | 19% | |
| R.Walker | T | 67 | 100% | 7 | 23% | L.Dickerson | G | 76 | 100% | 6 | 19% | |
| Z.Tom | T | 67 | 100% | 7 | 23% | M.Becton | T | 76 | 100% | 6 | 19% | |
| J.Love | QB | 65 | 97% | | | L.Johnson | T | 76 | 100% | | | |
| J.Myers | C | 65 | 97% | | | J.Hurts | QB | 76 | 100% | | | |
| T.Kraft | TE | 64 | 96% | 16 | 52% | C.Jurgens | G | 76 | 100% | | | |
| R.Doubs | WR | 58 | 87% | | | D.Smith | WR | 76 | 100% | | | |
| J.Jacobs | RB | 49 | 73% | | | A.Brown | WR | 72 | 95% | | | |
| J.Reed | WR | 48 | 72% | 2 | 6% | D.Goedert | TE | 62 | 82% | | | |
| S.Rhyan | G | 42 | 63% | 7 | 23% | S.Barkley | RB | 61 | 80% | | | |
| C.Watson | WR | 42 | 63% | | | G.Calcaterra | TE | 36 | 47% | 8 | 26% | |
| D.Wicks | WR | 31 | 46% | | | J.Dotson | WR | 32 | 42% | | | |
| J.Morgan | T | 28 | 42% | 7 | 23% | K.Gainwell | RB | 15 | 20% | 7 | 23% | |
| L.Musgrave | TE | 17 | 25% | | | J.Wilson | WR | 10 | 13% | 7 | 23% | |
| Em.Wilson | RB | 16 | 24% | | | B.Covey | WR | 9 | 12% | 3 | 10% | |
| B.Melton | WR | 8 | 12% | 9 | 29% | W.Shipley | RB | 4 | 5% | 17 | 55% | |
| M.Willis | QB | 2 | 3% | | | E.Jenkins | TE | 3 | 4% | 7 | 23% | |
| B.Sims | TE | 1 | 1% | 8 | 26% | Z.Baun | LB | | 67 | 100% | 3 | 10% |
| J.Bullard | SS | | 76 | 100% | 15 | 48% | R.Blankenship | SS | 67 | 100% | 1 | 3% |
| X.McKinney | FS | | 76 | 100% | 13 | 42% | D.Slay | CB | 67 | 100% | | |
| Q.Walker | LB | | 76 | 100% | 6 | 19% | C.Gardner-Johnson | SS | 66 | 99% | | |
| J.Alexander | CB | | 76 | 100% | 6 | 19% | N.Dean | LB | 64 | 96% | 1 | 3% |
| I.McDuffie | LB | | 74 | 97% | 9 | 29% | Q.Mitchell | CB | 63 | 94% | 9 | 29% |
| E.Stokes | CB | | 67 | 88% | | | A.Maddox | CB | 60 | 90% | 7 | 23% |
| K.Clark | DT | | 56 | 74% | | | J.Carter | DT | 51 | 76% | 8 | 26% |
| P.Smith | DE | | 54 | 71% | | | J.Sweat | LB | 41 | 61% | 1 | 3% |
| K.Nixon | CB | | 52 | 68% | 12 | 39% | J.Davis | DT | 35 | 52% | 12 | 39% |
| R.Gary | DE | | 49 | 64% | | | B.Graham | DE | 32 | 48% | 7 | 23% |
| T.Slaton | DT | | 40 | 53% | 12 | 39% | N.Smith | LB | 31 | 46% | 10 | 32% |
| D.Wyatt | DT | | 36 | 47% | | | B.Huff | DE | 30 | 45% | 1 | 3% |
| K.Enagbare | DE | | 30 | 39% | 17 | 55% | M.Williams | DT | 28 | 42% | 6 | 19% |
| K.Brooks | DT | | 20 | 26% | 8 | 26% | M.Ojomo | DT | 14 | 21% | 7 | 23% |
| L.Van Ness | DE | | 19 | 25% | 11 | 35% | T.Booker | DT | 8 | 12% | 2 | 6% |
| Er.Wilson | LB | | 15 | 20% | 24 | 77% | C.DeJean | CB | 6 | 9% | 23 | 74% |
| E.Cooper | LB | | 11 | 14% | 7 | 23% | K.Ringo | CB | 4 | 6% | 25 | 81% |
| C.Valentine | CB | | 9 | 12% | 16 | 52% | T.McCollum | FS | 3 | 4% | 24 | 77% |
| C.Ballentine | CB | | 18 | 58% | 18 | 58% | P.Johnson | LB | | | 24 | 77% |
| Z.Anderson | FS | | 18 | 58% | 16 | 52% | B.VanSumeren | LB | | | 24 | 77% |
| E.Williams | SS | | 16 | 52% | 14 | 45% | O.Burks | LB | | | 17 | 55% |
| B.Narveson | K | | 14 | 45% | 14 | 45% | J.Trotter | LB | | | 15 | 48% |
| T.Hopper | LB | | 14 | 45% | 10 | 32% | B.Mann | P | | | 14 | 45% |
| D.Whelan | P | | 10 | 32% | 10 | 32% | R.Lovato | LS | | | 8 | 26% |
| M.Orzech | LS | | 10 | 32% | 7 | 23% | T.Steen | G | | | 6 | 19% |
| J.Monk | C | | 7 | 23% | 6 | 19% | F.Johnson | T | | | 6 | 19% |
| K.Oladapo | FS | | | 6 | 19% | | | | | | | |

| | | | | | | | |
|----------|----|---|----|-----------|----|---|-----|
| C.Wooden | DT | 2 | 6% | J.Elliott | K | 6 | 19% |
| | | | | N.Gates | C | 6 | 19% |
| | | | | E.Ricks | CB | 1 | 3% |



UPDATED BIOGRAPHIES




JAIRE ALEXANDER

23

CORNERBACK
LOUISVILLE

Seventh NFL Season | Seventh Packers Season



Ht: 5-10 | Wt: 196 | Born: February 9, 1997 | NFL Games Played/Started: 72/70 | Acquired: D1-18

AT A GLANCE

- » Dating back to the start of his career (2018), is tied for No. 1 in the NFL in postseason interceptions (three in seven games).
- » Earned second-team All-Pro Honors from *The Associated Press* in 2022 for the second time (2020), joining Charles Woodson (four) and Herb Adderley (seven) as the only Packers cornerbacks to be named to multiple AP All-Pro teams.
- » Named to his second career Pro Bowl in 2022, becoming the 13th defensive back in franchise history to be named to multiple Pro Bowls.
- » According to Stathead.com, became the sixth Packers defensive back to earn multiple Pro Bowl honors in the first five years of his career and the first since S Nick Collins (2008-09).
- » Named to the All-NFC team by the Pro Football Writers of America in 2020 and 2022.
- » Has led the team in passes defended four times (14 in 2022, 13 in 2020, career-high 23 in 2019, 15 in 2018).
- » Was named to the PFWA's All-Rookie team in 2018, becoming just the second Packers CB to be honored since 1974 (CB Casey Hayward, 2012).
- » Earned second-team All-Atlantic Coast Conference recognition as a sophomore in 2016 after posting a team-high five INTs (tied for No. 11 in the country) along with a career-best 39 tackles (31 solo) and 14 passes defended.

2024 SEASON: At Philadelphia (Sept. 6): Played all 76 defensive snaps, posting four tackles (all solo) and a team-best two passes defended, and picked off QB Jalen Hurts early in the fourth quarter in the end zone. It was the second time in his career he registered an interception in Week 1 (2020).

REGULAR-SEASON COMPARISON: DEFENSIVE - INDIANAPOLIS COLTS

| DATE | OPP | W/L | GP/GS | TACKLES | | | | | SACK | YDS. | INT | TFL | PD | QBH | TD | MISC | | |
|---------------|----------|------------|------------|----------|----------|----------|------------|------------|----------|----------|----------|----------|----------|----------|----------|----------|----------|----------|
| | | | | TOT | SOLO | ASST | FF | FR | | | | | | | | | | |
| 11/22/20 | GB @ IND | L | S | 6 | 4 | 2 | 0.0 | 0.0 | 0 | 0 | 2 | 0 | 0 | 0 | 0 | 0 | 0 | 0 |
| TOTALS | | 0/1 | 1/1 | 6 | 4 | 2 | 0.0 | 0.0 | 0 | 0 | 2 | 0 | 0 | 0 | 0 | 0 | 0 | 0 |

JAIRE ALEXANDER'S NFL REGULAR-SEASON DEFENSIVE STATISTICS

| YEAR | TEAM | GP | GS | TK | S | TACKLES | | | | | INTERCEPTIONS | | | | | ST | | | MISC | | | | | | | | |
|-------------------|---------|-----------|-----------|------------|------------|-----------|-----------|-----------|------------|------------|---------------|-----------|------------|-----------|----------|-----------|----------|----------|----------|----------|----------|----------|----------|----------|----------|----------|----------|
| | | | | | | A | TFL | YDS | SK | YDS | QBH | NO | YDS | LG | TD | PD | FF | FR | TD | YDS | TK | S | A | FF | FR | S | A |
| 2018 | Packers | 13 | 11 | 76 | 61 | 15 | 3 | 27 | 0.5 | 3.0 | 1 | 1 | 27 | 27 | 0 | 15 | 0 | 0 | 0 | 0 | 2 | 2 | 0 | 0 | 2 | 0 | 0 |
| 2019 | Packers | 16 | 16 | 63 | 41 | 22 | 2 | 4 | 0.0 | 0.0 | 0 | 2 | 37 | 37 | 0 | 23 | 1 | 1 | 0 | 0 | 0 | 0 | 0 | 0 | 0 | 0 | 0 |
| 2020 | Packers | 15 | 15 | 51 | 40 | 11 | 2 | 6 | 1.0 | 4.0 | 1 | 1 | -4 | 0 | 0 | 13 | 1 | 0 | 0 | 0 | 0 | 0 | 0 | 0 | 0 | 0 | 0 |
| 2021 | Packers | 4 | 4 | 13 | 9 | 4 | 0 | 0 | 0.0 | 0.0 | 0 | 1 | 30 | 30 | 0 | 3 | 0 | 0 | 0 | 0 | 0 | 0 | 0 | 0 | 0 | 0 | 0 |
| 2022 | Packers | 16 | 16 | 56 | 43 | 13 | 4 | 11 | 0.0 | 0.0 | 0 | 5 | 59 | 29 | 0 | 14 | 0 | 0 | 0 | 0 | 0 | 0 | 0 | 0 | 0 | 0 | 0 |
| 2023 | Packers | 7 | 7 | 27 | 23 | 4 | 1 | 2 | 0.0 | 0.0 | 0 | 0 | 0 | 0 | 0 | 5 | 1 | 0 | 0 | 0 | 0 | 0 | 0 | 0 | 0 | 0 | 0 |
| 2024 | Packers | 1 | 1 | 4 | 4 | 0 | 0 | 0 | 0.0 | 0.0 | 0 | 1 | 17 | 17 | 0 | 2 | 0 | 0 | 0 | 0 | 0 | 0 | 0 | 0 | 0 | 0 | 0 |
| NFL TOTALS | | 72 | 70 | 290 | 221 | 69 | 12 | 50 | 1.5 | 7.0 | 2 | 11 | 166 | 37 | 0 | 75 | 3 | 1 | 0 | 0 | 2 | 2 | 0 | 0 | 2 | 0 | 0 |

JAIRE ALEXANDER'S NFL POSTSEASON DEFENSIVE STATISTICS

| YEAR | TEAM | GP | GS | TK | S | TACKLES | | | | | INTERCEPTIONS | | | | | ST | | | MISC | | | | | | | | |
|-------------------|---------|----------|----------|-----------|-----------|----------|----------|----------|------------|------------|---------------|----------|-----------|-----------|----------|----------|----------|----------|----------|----------|----------|----------|----------|----------|----------|----------|----------|
| | | | | | | A | TFL | YDS | SK | YDS | QBH | NO | YDS | LG | TD | PD | FF | FR | TD | YDS | TK | S | A | FF | FR | S | A |
| 2019 | Packers | 2 | 2 | 13 | 10 | 3 | 0 | 0 | 0.0 | 0.0 | 0 | 0 | 0 | 0 | 0 | 1 | 0 | 0 | 0 | 0 | 0 | 0 | 0 | 0 | 0 | 0 | 0 |
| 2020 | Packers | 2 | 2 | 4 | 3 | 1 | 1 | 3 | 0.0 | 0.0 | 0 | 2 | 16 | 16 | 0 | 3 | 0 | 0 | 0 | 0 | 0 | 0 | 0 | 0 | 0 | 0 | 0 |
| 2021 | Packers | 1 | 0 | 0 | 0 | 0 | 0 | 0 | 0.0 | 0.0 | 0 | 0 | 0 | 0 | 0 | 0 | 0 | 0 | 0 | 0 | 0 | 0 | 0 | 0 | 0 | 0 | 0 |
| 2023 | Packers | 2 | 2 | 12 | 7 | 5 | 0 | 0 | 0.0 | 0.0 | 0 | 1 | 0 | 0 | 0 | 1 | 0 | 0 | 0 | 0 | 0 | 0 | 0 | 0 | 0 | 0 | 0 |
| NFL TOTALS | | 7 | 6 | 29 | 20 | 9 | 1 | 3 | 0.0 | 0.0 | 0 | 3 | 16 | 16 | 0 | 5 | 0 | 0 | 0 | 0 | 0 | 0 | 0 | 0 | 0 | 0 | 0 |

SINGLE-GAME HIGHS: DEFENSIVE

| | | | |
|------------------------|---|----------------------------------|--|
| Total Tackles | 12 vs. Atlanta Falcons, Dec 09, 2018 10 vs. Minnesota Vikings, Sep 16, 2018 | Fumble Recoveries | 1 vs. Denver Broncos, Sep 22, 2019 |
| Solo Tackles | 10 vs. Atlanta Falcons, Dec 09, 2018 7 vs. Dallas Cowboys, Nov 13, 2022 ...2 more at 7. | Tackles For Loss | 2 at Chicago Bears, Dec 04, 2022 1 vs. New York Giants, Oct 09, 2022 ...8 more at 1. |
| Sacks | 1.0 at Minnesota Vikings, Sep 13, 2020 0.5 vs. Minnesota Vikings, Sep 16, 2018 | Interceptions | 1 at Philadelphia Eagles, Sep 06, 2024 1 at Miami Dolphins, Dec 25, 2022 ...9 more at 1. |
| Passes Defensed | 5 at Los Angeles Rams, Oct 28, 2018 4 at Buffalo Bills, Oct 30, 2022 ...1 more at 4. | Interception Return Yards | 37 at Dallas Cowboys, Oct 06, 2019 30 at San Francisco 49ers, Sep 26, 2021 |
| Forced Fumbles | 1 at Carolina Panthers, Dec 24, 2023 1 at Chicago Bears, Jan 03, 2021 ...1 more at 1. | Safeties | 1 at Minnesota Vikings, Sep 13, 2020 |

2024 GXG REGULAR SEASON (PACKERS)

| DATE | OPPONENT | P/S | TK | S | A | SK | YDS | INT | PD | FF | FR |
|--------------------|-----------|------------|----------|----------|----------|------------|------------|----------|----------|----------|----------|
| 09/06 | at Eagles | S | 4 | 4 | 0 | 0.0 | 0.0 | 1 | 2 | 0 | 0 |
| 2024 TOTALS | | 1-1 | 4 | 4 | 0 | 0.0 | 0.0 | 1 | 2 | 0 | 0 |

ZAYNE ANDERSON

39 SAFETY BRIGHAM YOUNG

Second NFL Season | Second Packers Season



Ht: 6-2 | Wt: 206 | Born: January 3, 1997 | NFL Games Played/Started: 18/0 | Acquired: W-23 (Buf.)

AT A GLANCE

- » Claimed off waivers by the Green Bay Packers from the Buffalo Bills after the 2023 training camp and set career highs in games played (10) and special teams tackles (four, tied for No. 4 on the team).
- » Originally signed as an undrafted free agent in 2021 by the Kansas City Chiefs and spent time on the Chiefs' practice squad in 2021-22, appearing in seven games and posting a tackle on special teams during the regular season.
- » Has also played in five postseason contests (two for the Packers and three for the Chiefs), totaling two tackles on special teams and one (solo) on defense.
- » Appeared in 50 games as a linebacker/defensive back at Brigham Young (2015-20), recording 162 tackles. Redshirted in 2018 and medically redshirted in 2019, serving as a team captain both seasons.

2024 SEASON: At Philadelphia (Sept. 6): Appeared on 18 special teams snaps, recording one tackle on kickoff coverage.

ZAYNE ANDERSON'S NFL REGULAR-SEASON DEFENSIVE STATISTICS

| YEAR | TEAM | GP | GS | TACKLES | | | | | | | INTERCEPTIONS | | | | | | | ST | | | | MISC | | | | | | | | | | | | | | | |
|-------------------|---------|-----------|----------|----------|----------|----------|----------|----------|----------|------------|---------------|----------|----------|----------|----------|----------|----------|----------|----------|----------|----------|----------|----------|----------|----------|----------|----------|----------|----------|----------|----------|----------|----------|----------|----------|----------|----------|
| | | | | TK | S | A | TFL | YDS | SK | YDS | QBH | NO | YDS | LG | TD | PD | FF | FR | TD | YDS | TK | S | A | FF | FR | S | A | | | | | | | | | | |
| 2021 | Chiefs | 4 | 0 | 0 | 0 | 0 | 0 | 0 | 0 | 0.0 | 0.0 | 0 | 0 | 0 | 0 | 0 | 0 | 0 | 0 | 0 | 0 | 0 | 0 | 0 | 0 | 0 | 0 | 0 | 0 | 0 | 0 | 0 | 0 | 0 | 0 | 0 | |
| 2022 | Chiefs | 3 | 0 | 0 | 0 | 0 | 0 | 0 | 0 | 0.0 | 0.0 | 0 | 0 | 0 | 0 | 0 | 0 | 0 | 0 | 0 | 0 | 0 | 0 | 0 | 0 | 0 | 0 | 0 | 0 | 0 | 0 | 0 | 0 | 0 | 0 | | |
| 2023 | Packers | 10 | 0 | 0 | 0 | 0 | 0 | 0 | 0 | 0.0 | 0.0 | 0 | 0 | 0 | 0 | 0 | 0 | 0 | 0 | 0 | 0 | 0 | 0 | 0 | 0 | 0 | 0 | 0 | 0 | 0 | 0 | 0 | 0 | 0 | 0 | 0 | |
| 2024 | Packers | 1 | 0 | 0 | 0 | 0 | 0 | 0 | 0 | 0.0 | 0.0 | 0 | 0 | 0 | 0 | 0 | 0 | 0 | 0 | 0 | 0 | 0 | 0 | 0 | 0 | 0 | 0 | 0 | 0 | 0 | 0 | 0 | 0 | 0 | 0 | 0 | |
| NFL TOTALS | | 18 | 0 | 0 | 0 | 0 | 0 | 0 | 0 | 0.0 | 0.0 | 0 | 0 | 0 | 0 | 0 | 0 | 0 | 0 | 0 | 0 | 0 | 0 | 0 | 0 | 0 | 0 | 0 | 0 | 0 | 6 | 5 | 1 | 0 | 0 | 0 | 0 |

ZAYNE ANDERSON'S NFL POSTSEASON DEFENSIVE STATISTICS

| YEAR | TEAM | GP | GS | TACKLES | | | | | | | INTERCEPTIONS | | | | | | | ST | | | | MISC | | | | | | | | | | | | | | | | | |
|-------------------|---------|----------|----------|----------|----------|----------|----------|----------|------------|------------|---------------|----------|----------|----------|----------|----------|----------|----------|----------|----------|----------|----------|----------|----------|----------|----------|----------|----------|----------|----------|----------|----------|----------|----------|----------|----------|----------|----------|---|
| | | | | TK | S | A | TFL | YDS | SK | YDS | QBH | NO | YDS | LG | TD | PD | FF | FR | TD | YDS | TK | S | A | FF | FR | S | A | | | | | | | | | | | | |
| 2021 | Chiefs | 3 | 0 | 0 | 0 | 0 | 0 | 0 | 0 | 0.0 | 0.0 | 0 | 0 | 0 | 0 | 0 | 0 | 0 | 0 | 0 | 0 | 0 | 0 | 0 | 0 | 0 | 0 | 0 | 0 | 0 | 0 | 0 | 0 | 0 | 0 | 0 | 0 | 0 | |
| 2023 | Packers | 2 | 0 | 1 | 1 | 0 | 0 | 0 | 0.0 | 0.0 | 0.0 | 0 | 0 | 0 | 0 | 0 | 0 | 0 | 0 | 0 | 0 | 0 | 0 | 0 | 0 | 0 | 0 | 0 | 0 | 0 | 0 | 0 | 0 | 0 | 0 | 0 | 0 | 0 | 0 |
| NFL TOTALS | | 5 | 0 | 1 | 1 | 0 | 0 | 0 | 0.0 | 0.0 | 0.0 | 0 | 0 | 0 | 0 | 0 | 0 | 0 | 0 | 0 | 0 | 0 | 0 | 0 | 0 | 0 | 0 | 0 | 0 | 0 | 0 | 0 | 0 | 0 | 0 | 0 | 0 | 0 | |

SINGLE-GAME HIGHS: SPECIAL TEAMS

- Special Teams Tackles
- 1 at Philadelphia Eagles, Sep 06, 2024
 - 1 vs. Chicago Bears, Jan 07, 2024
 - 1 vs. Los Angeles Chargers, Nov 19, 2023
 - 1 at Pittsburgh Steelers, Nov 12, 2023
 - 1 vs. Los Angeles Rams, Nov 05, 2023
 - ...1 more at 1.

2024 GXG REGULAR SEASON (PACKERS)

| DATE | OPPONENT | P/S | TK | S | A | SK | YDS | INT | PD | FF | FR |
|--------------------|-----------|------------|----------|----------|----------|------------|------------|----------|----------|----------|----------|
| 09/06 | at Eagles | P | 0 | 0 | 0 | 0.0 | 0.0 | 0 | 0 | 0 | 0 |
| 2024 TOTALS | | 1-0 | 0 | 0 | 0 | 0.0 | 0.0 | 0 | 0 | 0 | 0 |

COREY BALLENTINE

26

CORNERBACK
WASHBURN

Sixth NFL Season | Third Packers Season



Ht: 5-11 | Wt: 196 | Born: April 13, 1996 | NFL Games Played/Started: 55/10 | Acquired: FA-22

AT A GLANCE

- » Last name is pronounced bal-en-tine.
- » Started each of the last two seasons on the Packers' practice squad and finished on the active roster, playing in eight games in 2022 and seeing action in 14 games with a career-best six starts in 2023 as well as playing in both 2023 postseason contests.
- » Prior to joining the Packers, the former sixth-round pick played for the N.Y. Giants (2019-20), N.Y. Jets (2020) and Detroit Lions (2021) while spending the 2022 offseason and training camp with the Atlanta Falcons.
- » In his first four NFL seasons, recorded 36 tackles (28 solo), two passes defended and a QB hit as well as 15 tackles and a forced fumble on special teams. Also returned 36 kickoffs for 855 yards (23.8 avg.) with a long of 66 yards.
- » Was one of only six players in the league to register a kickoff return of 50-plus yards in both 2019 and 2020.
- » Named the Cliff Harris Award winner as the small-college defensive player of the year as a senior and was the first player from Washburn and one of only three NCAA Division II players to be selected for the 2019 Reese's Senior Bowl.

2024 SEASON: At Philadelphia (Sept. 6): Appeared on 18 special teams snaps.

COREY BALLENTINE'S NFL REGULAR-SEASON DEFENSIVE STATISTICS

| YEAR | TEAM | GP | TACKLES | | | | | | | | | | INTERCEPTIONS | | | | | | | | | | ST | | | | MISC | | | |
|-------------------|---------|-----------|-----------|-----------|-----------|-----------|----------|----------|------------|------------|----------|----------|---------------|----------|----------|----------|----------|----------|----------|-----------|-----------|----------|----------|----------|----------|----------|------|--|--|--|
| | | | GS | TK | S | A | TFL | YDS | SK | YDS | QBH | NO | YDS | LG | TD | PD | FF | FR | TD | YDS | TK | S | A | FF | FR | S | A | | | |
| 2019 | Giants | 13 | 2 | 25 | 20 | 5 | 0 | 0 | 0.0 | 0.0 | 1 | 0 | 0 | 0 | 0 | 2 | 0 | 0 | 0 | 0 | 0 | 1 | 10 | 0 | 0 | 0 | 0 | | | |
| 2020 | Giants | 9 | 2 | 10 | 8 | 2 | 0 | 0 | 0.0 | 0.0 | 0 | 0 | 0 | 0 | 0 | 0 | 0 | 0 | 0 | 0 | 4 | 4 | 40 | 0 | 0 | 0 | | | | |
| 2020 | Jets | 6 | 0 | 0 | 0 | 0 | 0 | 0 | 0.0 | 0.0 | 0 | 0 | 0 | 0 | 0 | 0 | 0 | 0 | 0 | 0 | 0 | 4 | 40 | 0 | 0 | 0 | | | | |
| 2020 | TOTAL | 15 | 2 | 10 | 8 | 2 | 0 | 0 | 0.0 | 0.0 | 0 | 0 | 0 | 0 | 0 | 0 | 0 | 0 | 0 | 0 | 10 | 9 | 1 | 0 | 0 | 0 | | | | |
| 2021 | Lions | 4 | 0 | 0 | 0 | 0 | 0 | 0 | 0.0 | 0.0 | 0 | 0 | 0 | 0 | 0 | 0 | 0 | 0 | 0 | 0 | 0 | 0 | 0 | 0 | 0 | 0 | | | | |
| 2022 | Packers | 8 | 0 | 1 | 0 | 1 | 0 | 0 | 0.0 | 0.0 | 0 | 0 | 0 | 0 | 0 | 0 | 0 | 0 | 0 | 0 | 4 | 40 | 1 | 0 | 0 | 0 | | | | |
| 2023 | Packers | 14 | 6 | 39 | 27 | 12 | 0 | 0 | 0.0 | 0.0 | 0 | 1 | 0 | 0 | 7 | 0 | 0 | 0 | 0 | 4 | 13 | 0 | 0 | 0 | 0 | 0 | | | | |
| 2024 | Packers | 1 | 0 | 0 | 0 | 0 | 0 | 0 | 0.0 | 0.0 | 0 | 0 | 0 | 0 | 0 | 0 | 0 | 0 | 0 | 0 | 0 | 0 | 0 | 0 | 0 | 0 | | | | |
| NFL TOTALS | | 55 | 10 | 75 | 55 | 20 | 0 | 0 | 0.0 | 0.0 | 1 | 1 | 0 | 0 | 9 | 0 | 0 | 0 | 0 | 19 | 15 | 4 | 1 | 0 | 0 | 0 | | | | |

COREY BALLENTINE'S NFL POSTSEASON DEFENSIVE STATISTICS

| YEAR | TEAM | GP | TACKLES | | | | | | | | | | INTERCEPTIONS | | | | | | | | | | ST | | | | MISC | | | |
|-------------------|---------|----------|----------|----------|----------|----------|----------|----------|------------|------------|----------|----------|---------------|----------|----------|----------|----------|----------|----------|----------|----------|----------|----------|----------|----------|----------|----------|--|--|--|
| | | | GS | TK | S | A | TFL | YDS | SK | YDS | QBH | NO | YDS | LG | TD | PD | FF | FR | TD | YDS | TK | S | A | FF | FR | S | A | | | |
| 2023 | Packers | 2 | 0 | 5 | 4 | 1 | 0 | 0 | 0.0 | 0.0 | 0 | 0 | 0 | 0 | 0 | 0 | 0 | 0 | 0 | 0 | 0 | 0 | 0 | 0 | 0 | 0 | 0 | | | |
| NFL TOTALS | | 2 | 0 | 5 | 4 | 1 | 0 | 0 | 0.0 | 0.0 | 0 | 0 | 0 | 0 | 0 | 0 | 0 | 0 | 0 | 0 | 0 | 0 | 0 | 0 | 0 | 0 | 0 | | | |

COREY BALLENTINE'S NFL REGULAR-SEASON RETURN STATISTICS

| DATE | TEAM | KICKOFF RETURNS | | | | | PUNT RETURNS | | | | | |
|-------------------|---------|-----------------|------------|-------------|-----------|----------|--------------|----------|----------|------------|----------|----------|
| | | RET. | YDS. | AVG. | LG | TD | NO. | FC | YDS. | AVG. | LG | TD |
| 2019 | Giants | 10 | 256 | 25.6 | 52 | 0 | 0 | 0 | 0 | 0.0 | 0 | 0 |
| 2020 | Giants | 9 | 191 | 21.2 | 28 | 0 | 0 | 0 | 0 | 0.0 | 0 | 0 |
| 2020 | Jets | 12 | 314 | 26.2 | 66 | 0 | 0 | 0 | 0 | 0.0 | 0 | 0 |
| 2020 | TOTAL | 21 | 505 | 24.0 | 66 | 0 | 0 | 0 | 0 | 0.0 | 0 | 0 |
| 2021 | Lions | 4 | 94 | 23.5 | 26 | 0 | 0 | 0 | 0 | 0.0 | 0 | 0 |
| 2022 | Packers | 1 | 0 | 0.0 | 0 | 0 | 0 | 0 | 0 | 0.0 | 0 | 0 |
| 2023 | Packers | 0 | 0 | 0.0 | 0 | 0 | 0 | 0 | 0 | 0.0 | 0 | 0 |
| 2024 | Packers | 0 | 0 | 0.0 | 0 | 0 | 0 | 0 | 0 | 0.0 | 0 | 0 |
| NFL TOTALS | | 36 | 855 | 23.8 | 66 | 0 | 0 | 0 | 0 | 0.0 | 0 | 0 |

SINGLE-GAME HIGHS: DEFENSIVE

Total Tackles 10 vs. Kansas City Chiefs, Dec 03, 2023
9 vs. Pittsburgh Steelers, Sep 14, 2020
...1 more at 9.

Solo Tackles 6 at Chicago Bears, Nov 24, 2019

Passes Defensed 7 vs. Pittsburgh Steelers, Sep 14, 2020
3 at Minnesota Vikings, Dec 31, 2023
2 at Pittsburgh Steelers, Nov 12, 2023

Interceptions 1 at Minnesota Vikings, Dec 31, 2023

Special Teams Tackles 3 vs. Cleveland Browns, Dec 27, 2020
3 vs. Washington Football Team, Oct 16, 2020

Special Teams Forced Fumbles 1 vs. Dallas Cowboys, Nov 13, 2022

SINGLE-GAME HIGHS: RETURNS

All-Purpose Yards 100 at Seattle Seahawks, Dec 13, 2020
 94 at Chicago Bears, Oct 03, 2021

Kickoff Returns 4 at Chicago Bears, Oct 03, 2021
 3 at Seattle Seahawks, Dec 13, 2020
 ...1 more at 3.

Kickoff Return Yards 100 at Seattle Seahawks, Dec 13, 2020
 94 at Chicago Bears, Oct 03, 2021

Longest Kickoff Return 66 at Seattle Seahawks, Dec 13, 2020
 52 vs. Minnesota Vikings, Oct 06, 2019

Kickoff Return Average 23.5 at Chicago Bears, Oct 03, 2021

Special Teams Tackles 3 vs. Cleveland Browns, Dec 27, 2020
 3 vs. Washington Football Team, Oct 18, 2020

2024 GXG REGULAR SEASON (PACKERS)

| DATE OPPONENT | P/S | TK | S | A | SK | YDS | INT | PD | FF | FR |
|--------------------|------------|----------|----------|----------|------------|------------|----------|----------|----------|----------|
| 09/06 at Eagles | P | 0 | 0 | 0 | 0.0 | 0.0 | 0 | 0 | 0 | 0 |
| 2024 TOTALS | 1-0 | 0 | 0 | 0 | 0.0 | 0.0 | 0 | 0 | 0 | 0 |

KARL BROOKS

94

DEFENSIVE LINEMAN
BOWLING GREEN

Second NFL Season | Second Packers Season



Ht: 6-3 | Wt: 296 | Born: May 8, 2000 | NFL Games Played/Started: 18/0 | Acquired: D6a-23

AT A GLANCE

- » Became the first Packers rookie to register four-plus sacks (four) and multiple fumble recoveries (two) in a season since LB Clay Matthews in 2009 and was one of only two NFL rookies to accomplish that feat during the 2023 season, joining Buccaneers LB YaYa Diaby.
- » Became the first Green Bay rookie with two fumble recoveries in a season since CB Jaire Alexander in 2018.
- » Finished his Bowling Green career with 27½ career sacks to rank No. 3 all-time in program history.
- » Started all 52 games he played in over five seasons (2018-22) and served as a team captain for his final two seasons.
- » Selected first-team All-American by Pro Football Focus, honorable mention All-American by Pro Football Network and first-team All-MAC (PFF, PFN) in 2022 and earned third-team All-MAC honors and honorable mention All-MAC (PFF) in 2021.

2024 SEASON: At Philadelphia (Sept. 6): Played 20 snaps on defense, recording a career-high four tackles (two solo). Also appeared on eight special teams snaps.

KARL BROOKS' NFL REGULAR-SEASON DEFENSIVE STATISTICS

| YEAR | TEAM | GP | GS | TACKLES | | | | | | | INTERCEPTIONS | | | | | | | ST | | | | MISC | | | | | | |
|-------------------|---------|-----------|----------|-----------|-----------|-----------|----------|-----------|------------|-------------|---------------|----------|----------|----------|----------|----------|----------|----------|----------|----------|----------|----------|----------|----------|----------|----------|----------|----------|
| | | | | TK | S | A | TFL | YDS | SK | YDS | QBH | NO | YDS | LG | TD | PD | FF | FR | TD | YDS | TK | S | A | FF | FR | S | A | |
| 2023 | Packers | 17 | 0 | 20 | 12 | 8 | 6 | 34 | 4.0 | 31.0 | 5 | 0 | 0 | 0 | 0 | 4 | 1 | 2 | 0 | 0 | 0 | 0 | 0 | 0 | 0 | 0 | 0 | 0 |
| 2024 | Packers | 1 | 0 | 4 | 2 | 2 | 0 | 0 | 0.0 | 0.0 | 0 | 0 | 0 | 0 | 0 | 0 | 0 | 0 | 0 | 0 | 0 | 0 | 0 | 0 | 0 | 0 | 0 | |
| NFL TOTALS | | 18 | 0 | 24 | 14 | 10 | 6 | 34 | 4.0 | 31.0 | 5 | 0 | 0 | 0 | 0 | 4 | 1 | 2 | 0 | 0 | 0 | 0 | 0 | 0 | 0 | 0 | 0 | 0 |

KARL BROOKS' NFL POSTSEASON DEFENSIVE STATISTICS

| YEAR | TEAM | GP | GS | TACKLES | | | | | | | INTERCEPTIONS | | | | | | | ST | | | | MISC | | | | | |
|-------------------|---------|----------|----------|----------|----------|----------|----------|----------|------------|------------|---------------|----------|----------|----------|----------|----------|----------|----------|----------|----------|----------|----------|----------|----------|----------|----------|----------|
| | | | | TK | S | A | TFL | YDS | SK | YDS | QBH | NO | YDS | LG | TD | PD | FF | FR | TD | YDS | TK | S | A | FF | FR | S | A |
| 2023 | Packers | 2 | 0 | 3 | 0 | 3 | 0 | 0 | 0.0 | 0.0 | 1 | 0 | 0 | 0 | 0 | 0 | 0 | 0 | 0 | 0 | 0 | 0 | 0 | 0 | 0 | 0 | 0 |
| NFL TOTALS | | 2 | 0 | 3 | 0 | 3 | 0 | 0 | 0.0 | 0.0 | 1 | 0 | 0 | 0 | 0 | 0 | 0 | 0 | 0 | 0 | 0 | 0 | 0 | 0 | 0 | 0 | 0 |

SINGLE-GAME HIGHS: DEFENSIVE

Total Tackles 4 at Philadelphia Eagles, Sep 06, 2024
2 vs. Chicago Bears, Jan 07, 2024
...6 more at 2.

Solo Tackles 2 at Philadelphia Eagles, Sep 06, 2024
2 vs. Chicago Bears, Jan 07, 2024
...2 more at 2.

Sacks 1.0 vs. Chicago Bears, Jan 07, 2024
1.0 vs. Los Angeles Chargers, Nov 19, 2023
...2 more at 1.0.

Passes Defensed 2 vs. Los Angeles Rams, Nov 05, 2023
1 vs. Detroit Lions, Sep 28, 2023
...1 more at 1.

Tackles For Loss 2 vs. Chicago Bears, Jan 07, 2024
1 vs. Los Angeles Chargers, Nov 19, 2023
...3 more at 1.

2024 GXG REGULAR SEASON (PACKERS)

| DATE OPPONENT | P/S | TK | S | A | SK | YDS | INT | PD | FF | FR |
|--------------------|------------|----------|----------|----------|------------|------------|----------|----------|----------|----------|
| 09/06 at Eagles | P | 4 | 2 | 2 | 0.0 | 0.0 | 0 | 0 | 0 | 0 |
| 2024 TOTALS | 1-0 | 4 | 2 | 2 | 0.0 | 0.0 | 0 | 0 | 0 | 0 |

JAVON BULLARD

20

SAFETY
GEORGIA



Rookie



Ht: 5-10 | Wt: 198 | Born: September 5, 2002 | NFL Games Played/Started: 1/1 | Acquired: D2b-24

AT A GLANCE

- » Appeared in 40 games with 22 starts at defensive back for the Bulldogs, finishing his career with 114 tackles (80 solo), eight tackles for a loss, 3½ sacks, four interceptions, 12 passes defended and a fumble recovery.
- » Earned second-team All-Southeastern Conference honors from *The Associated Press* in 2023 after ranking No. 3 on the team with a career-high 56 tackles (39 solo) while adding two INTs and seven passes defended.
- » Was named the Defensive MVP of the 2022 College Football Playoff national title game after posting two INTs and a fumble recovery against TCU.
- » Appeared in 14 contests with 10 starts in 2022, posting 46 tackles (33 solo), a career-high 3½ sacks, a career-best seven tackles for a loss, two INTs and five passes defended.
- » Was a part of Georgia defenses that finished in the top 10 in the nation in scoring defense (No. 5 in both 2022 and 2023) and total defense (No. 9 in both 2022 and 2023) in both of his final two seasons.
- » Selected by the Packers in the second round (No. 58 overall) of the 2024 NFL Draft, just the third defensive back drafted by Green Bay out of the University of Georgia (DB Darryl Jones, fourth round in 1984; CB Eric Stokes, first round in 2021).
- » Was a four-time all-region selection at Baldwin High School (Milledgeville, Ga.), recording a team-high 74 tackles, seven tackles for a loss, 10 passes defended and two sacks as a senior in 2020.

2024 SEASON: At Philadelphia (Sept. 6): Started and played all 76 snaps on defense in his NFL debut, finishing tied for the team lead with 11 tackles (seven solo). His 11 tackles were the most by a rookie defensive back in the NFL in a season opener since Dolphins CB Xavier Howard (11) in 2016. Also saw action on 15 special teams snaps. Became just the sixth rookie safety to start in Week 1 for the Packers since the 1970 merger and the first since S Darnell Savage at Chicago in 2019.

JAVON BULLARD'S NFL REGULAR-SEASON DEFENSIVE STATISTICS

| YEAR | TEAM | GP | GS | TACKLES | | | | | | | INTERCEPTIONS | | | | | | | ST | | | | MISC | | | | |
|-------------------|---------|----------|----------|-----------|----------|----------|----------|----------|------------|------------|---------------|----------|----------|----------|----------|----------|----------|----------|----------|----------|----------|----------|----------|----------|----------|----------|
| | | | | TK | S | A | TFL | YDS | SK | YDS | QBH | NO | YDS | LG | TD | PD | FF | FR | TD | YDS | TK | S | A | FF | FR | S |
| 2024 | Packers | 1 | 1 | 11 | 7 | 4 | 0 | 0 | 0.0 | 0.0 | 0 | 0 | 0 | 0 | 0 | 0 | 0 | 0 | 0 | 0 | 0 | 0 | 0 | 0 | 0 | 0 |
| NFL TOTALS | | 1 | 1 | 11 | 7 | 4 | 0 | 0 | 0.0 | 0.0 | 0 | 0 | 0 | 0 | 0 | 0 | 0 | 0 | 0 | 0 | 0 | 0 | 0 | 0 | 0 | 0 |

SINGLE-GAME HIGHS: DEFENSIVE

Total Tackles 11 at Philadelphia Eagles, Sep 06, 2024

Solo Tackles 7 at Philadelphia Eagles, Sep 06, 2024

2024 GXG REGULAR SEASON (PACKERS)

| DATE | OPPONENT | P/S | TK | S | A | SK | YDS | INT | PD | FF | FR |
|--------------------|-----------|------------|-----------|----------|----------|------------|------------|----------|----------|----------|----------|
| 09/06 | at Eagles | S | 11 | 7 | 4 | 0.0 | 0.0 | 0 | 0 | 0 | 0 |
| 2024 TOTALS | | 1-1 | 11 | 7 | 4 | 0.0 | 0.0 | 0 | 0 | 0 | 0 |

KENNY CLARK

97

DEFENSIVE LINEMAN
UCLA

Ninth NFL Season | Ninth Packers Season



Ht: 6-3 | Wt: 314 | Born: October 4, 1995 | NFL Games Played/Started: 124/110 | Acquired: D1-16

AT A GLANCE

- Has earned three trips to the Pro Bowl (2019, 2021, 2023), joining Henry Jordan (1960-61, 1963, 1966) as the only Packers defensive tackles to make three-plus Pro Bowls.
- With 34 career sacks, passed DE Vonnie Holiday and LB Nick Perry (32) for No. 10 and LB Bryce Paup (32½) for No. 9 on Green Bay's all-time list (since 1982). Trails LB Tony Bennett (36) for the No. 8 spot on the list.
- Has five career postseason sacks, No. 4 in team history (since 1982) and No. 6 in the NFL from 2019-23.
- Has led or tied for the lead on the defensive line in tackles in seven of his eight years with the Packers.
- His 34 sacks from 2017-23 ranked No. 2 on the team over that span (LB Preston Smith, 41½) and his seven forced fumbles led the Packers.
- Earned third-team All-America honors from *The Associated Press* and first-team All-Pacific-12 recognition from the coaches and media as a junior at UCLA in 2015.

2024 SEASON: At Philadelphia (Sept. 6): Started and led the defensive line with 56 snaps played, recording two tackles (one solo) and three NextGenStat QB pressures (TruMedia).

REGULAR-SEASON COMPARISON: DEFENSIVE - INDIANAPOLIS COLTS

| DATE | OPP | W/L | GP/GS | TACKLES | | | | | | MISC | | | | | | |
|---------------|------------|------------|------------|----------|----------|----------|------------|------------|----------|----------|----------|----------|----------|----------|----------|----------|
| | | | | TOT | SOLO | ASST | SACK | YDS. | INT | TFL | PD | QBH | TD | FF | FR | |
| 11/6/16 | GB vs. IND | L | P | 0 | 0 | 0 | 0.0 | 0.0 | 0 | 0 | 0 | 0 | 0 | 0 | 0 | 0 |
| 11/22/20 | GB @ IND | L | S | 6 | 5 | 1 | 1.0 | 8.0 | 0 | 1 | 0 | 2 | 0 | 0 | 0 | 0 |
| TOTALS | | 0/2 | 2/1 | 6 | 5 | 1 | 1.0 | 8.0 | 0 | 1 | 0 | 2 | 0 | 0 | 0 | 0 |

KENNY CLARK'S NFL REGULAR-SEASON DEFENSIVE STATISTICS

| YEAR | TEAM | GP | GS | TK | S | A | TACKLES | | | | INTERCEPTIONS | | | | | | | | | |
|-------------------|---------|------------|------------|------------|------------|------------|-----------|------------|-------------|--------------|---------------|----------|----------|----------|----------|----------|----------|----------|----------|----------|
| | | | | | | | TFL | YDS | SK | YDS | QBH | NO | YDS | LG | TD | PD | FF | FR | TD | YDS |
| 2016 | Packers | 16 | 2 | 33 | 14 | 19 | 1 | 1 | 0.0 | 0.0 | 2 | 0 | 0 | 0 | 0 | 2 | 0 | 2 | 0 | 2 |
| 2017 | Packers | 15 | 15 | 78 | 39 | 39 | 6 | 24 | 4.5 | 26.5 | 6 | 0 | 0 | 0 | 0 | 1 | 2 | 0 | 0 | 0 |
| 2018 | Packers | 13 | 13 | 73 | 46 | 27 | 11 | 48 | 6.0 | 43.0 | 9 | 0 | 0 | 0 | 0 | 3 | 1 | 2 | 0 | 0 |
| 2019 | Packers | 16 | 16 | 89 | 52 | 37 | 11 | 34 | 6.0 | 36.5 | 28 | 0 | 0 | 0 | 0 | 0 | 1 | 0 | 0 | 0 |
| 2020 | Packers | 13 | 13 | 42 | 28 | 14 | 3 | 14 | 2.0 | 12.0 | 6 | 0 | 0 | 0 | 0 | 0 | 0 | 0 | 0 | 0 |
| 2021 | Packers | 16 | 16 | 48 | 27 | 21 | 6 | 34 | 4.0 | 46.0 | 13 | 0 | 0 | 0 | 0 | 0 | 0 | 1 | 0 | 0 |
| 2022 | Packers | 17 | 17 | 53 | 27 | 26 | 5 | 17 | 4.0 | 24.0 | 10 | 0 | 0 | 0 | 0 | 0 | 1 | 1 | 0 | 0 |
| 2023 | Packers | 17 | 17 | 44 | 22 | 22 | 9 | 47 | 7.5 | 48.5 | 16 | 0 | 0 | 0 | 0 | 3 | 2 | 0 | 0 | 0 |
| 2024 | Packers | 1 | 1 | 2 | 1 | 1 | 0 | 0 | 0.0 | 0.0 | 0 | 0 | 0 | 0 | 0 | 0 | 0 | 0 | 0 | 0 |
| NFL TOTALS | | 124 | 110 | 462 | 256 | 206 | 52 | 219 | 34.0 | 236.5 | 90 | 0 | 0 | 0 | 0 | 9 | 7 | 6 | 0 | 2 |

KENNY CLARK'S NFL POSTSEASON DEFENSIVE STATISTICS

| YEAR | TEAM | GP | GS | TK | S | A | TACKLES | | | | INTERCEPTIONS | | | | | | | | | | |
|-------------------|---------|-----------|----------|-----------|-----------|-----------|----------|-----------|------------|-------------|---------------|----------|----------|----------|----------|----------|----------|----------|----------|----------|----------|
| | | | | | | | TFL | YDS | SK | YDS | QBH | NO | YDS | LG | TD | PD | FF | FR | TD | YDS | |
| 2016 | Packers | 3 | 0 | 9 | 5 | 4 | 1 | 2 | 0.0 | 0.0 | 0 | 0 | 0 | 0 | 0 | 0 | 0 | 0 | 0 | 0 | 0 |
| 2019 | Packers | 2 | 2 | 7 | 5 | 2 | 1 | 2 | 1.0 | 2.0 | 3 | 0 | 0 | 0 | 0 | 0 | 0 | 0 | 0 | 0 | 0 |
| 2020 | Packers | 2 | 2 | 11 | 6 | 5 | 2 | 11 | 2.5 | 15.5 | 3 | 0 | 0 | 0 | 0 | 0 | 0 | 0 | 0 | 0 | 0 |
| 2021 | Packers | 1 | 1 | 6 | 4 | 2 | 1 | 6 | 1.0 | 6.0 | 2 | 0 | 0 | 0 | 0 | 0 | 0 | 0 | 0 | 0 | 0 |
| 2023 | Packers | 2 | 2 | 7 | 4 | 3 | 1 | 1 | 0.5 | 3.5 | 2 | 0 | 0 | 0 | 0 | 0 | 0 | 0 | 0 | 0 | 0 |
| NFL TOTALS | | 10 | 7 | 40 | 24 | 16 | 6 | 22 | 5.0 | 27.0 | 10 | 0 | 0 | 0 | 0 | 0 | 0 | 0 | 0 | 0 | 0 |

SINGLE-GAME HIGHS: DEFENSIVE

| | | | |
|------------------------|--|----------------------------------|---|
| Total Tackles | 10 at Washington Redskins, Sep 23, 2018 10 at Minnesota Vikings, Oct 15, 2017 | Forced Fumbles | 1 at Chicago Bears, Sep 10, 2023 1 vs. Minnesota Vikings, Jan 01, 2023 ...4 more at 1. |
| Solo Tackles | 7 vs. Arizona Cardinals, Dec 02, 2018 7 at Washington Redskins, Sep 23, 2018 ...1 more at 7. | Fumble Recoveries | 1 vs. Minnesota Vikings, Jan 01, 2023 1 vs. Pittsburgh Steelers, Oct 03, 2021 ...4 more at 1. |
| Sacks | 2.0 vs. Tampa Bay Buccaneers, Dec 17, 2023 2.0 at Tampa Bay Buccaneers, Sep 25, 2022 ...4 more at 2.0. | Tackles For Loss | 4 at Los Angeles Rams, Oct 28, 2018 3 vs. Chicago Bears, Dec 15, 2019 2 vs. New York Giants, Oct 09, 2016 |
| Passes Defensed | 1 at Minnesota Vikings, Dec 31, 2023 1 vs. Tampa Bay Buccaneers, Dec 17, 2023 ...7 more at 1. | Longest Opp Fumble Return | |

2024 GXG REGULAR SEASON (PACKERS)

| DATE OPPONENT | P/S | TK | S | A | SK | YDS | INT | PD | FF | FR |
|--------------------|------------|----------|----------|----------|------------|------------|----------|----------|----------|----------|
| 09/06 at Eagles | S | 2 | 1 | 1 | 0.0 | 0.0 | 0 | 0 | 0 | 0 |
| 2024 TOTALS | 1-1 | 2 | 1 | 1 | 0.0 | 0.0 | 0 | 0 | 0 | 0 |

EDGERRIN COOPER

56

LINEBACKER
TEXAS A&M

Rookie



Ht: 6-2 | Wt: 229 | Born: November 17, 2001 | NFL Games Played/Started: 1/0 | Acquired: D2a-24

AT A GLANCE

- » Saw action in 45 games with 21 starts in four seasons (2020-23) at Texas A&M, recording 205 tackles (111 solo), 30½ tackles for a loss, 8½ sacks, 17 QB hurries, two interceptions, eight passes defended, three forced fumbles and two fumble recoveries.
- » Received first-team All-America honors from the Walter Camp Football Foundation, *The Associated Press* and the American Football Coaches Association to become a consensus All-America selection in 2023. Also earned first-team All-America accolades from The Athletic, ESPN and CBS Sports.
- » Earned first-team All-SEC honors from the league's coaches in 2023 and was named the Defensive MVP at the annual team banquet.
- » Played in 23 total games in 2021-22, making nine starts and finishing No. 4 on the team in tackles in each of those seasons with 58 in 2021 and 61 in 2022.
- » Selected by the Packers with the first of two picks in the second round (No. 45 overall) of the 2024 NFL Draft, becoming just the second Texas A&M linebacker to be drafted by Green Bay (Johnny Holland, second round, No. 41 overall, 1987).
- » Was a three-year letterwinner at Covington (La.) High School, where he played running back and linebacker.

2024 SEASON: At Philadelphia (Sept. 6): Made his NFL debut, playing 11 snaps on defense and recording three tackles (two solo) and a pass defended. Broke up a pass intended for WR A.J. Brown on the first play of the fourth quarter. Also saw action on seven special teams snaps and made a tackle on kickoff coverage that pinned Philadelphia inside its own 20.

EDGERRIN COOPER'S NFL REGULAR-SEASON DEFENSIVE STATISTICS

| YEAR | TEAM | GP | GS | TACKLES | | | | | INTERCEPTIONS | | | | | | | ST | | | | MISC | | | | | | | |
|-------------------|---------|----------|----------|----------|----------|----------|----------|----------|---------------|------------|----------|----------|----------|----------|----------|----------|----------|----------|----------|----------|----------|----------|----------|----------|----------|----------|----------|
| | | | | TK | S | A | TFL | YDS | SK | YDS | QBH | NO | YDS | LG | TD | PD | FF | FR | TD | YDS | TK | S | A | FF | FR | S | A |
| 2024 | Packers | 1 | 0 | 3 | 2 | 1 | 0 | 0 | 0.0 | 0.0 | 0 | 0 | 0 | 0 | 0 | 1 | 0 | 0 | 0 | 0 | 1 | 1 | 0 | 0 | 0 | 0 | 0 |
| NFL TOTALS | | 1 | 0 | 3 | 2 | 1 | 0 | 0 | 0.0 | 0.0 | 0 | 0 | 0 | 0 | 0 | 1 | 0 | 0 | 0 | 0 | 1 | 1 | 0 | 0 | 0 | 0 | 0 |

SINGLE-GAME HIGHS: DEFENSIVE

Total Tackles 3 at Philadelphia Eagles, Sep 06, 2024
Solo Tackles 2 at Philadelphia Eagles, Sep 06, 2024

Passes Defended 1 at Philadelphia Eagles, Sep 06, 2024

2024 GXG REGULAR SEASON (PACKERS)

| DATE | OPPONENT | P/S | TK | S | A | SK | YDS | INT | PD | FF | FR |
|--------------------|-----------|------------|----------|----------|----------|------------|------------|----------|----------|----------|----------|
| 09/06 | at Eagles | P | 3 | 2 | 1 | 0.0 | 0.0 | 0 | 1 | 0 | 0 |
| 2024 TOTALS | | 1-0 | 3 | 2 | 1 | 0.0 | 0.0 | 0 | 1 | 0 | 0 |

BRENTON COX JR.

57

DEFENSIVE LINEMAN
FLORIDA

Second NFL Season | Second Packers Season



Ht: 6-4 | Wt: 250 | Born: January 30, 2000 | NFL Games Played/Started: 4/0 | Acquired: FA-23

AT A GLANCE

Was active for five games, playing in four contests, and was inactive (healthy scratch) for the other 12 regular-season games as a rookie in 2023

Originally signed by Green Bay as an undrafted free agent on May 5, 2023.

» Spent one season at Georgia (2018) and three seasons at Florida (2020-22).

» Appeared in 46 games with 34 starts during his collegiate career.

» Registered 137 tackles (69 solo), 34 tackles for a loss, 15½ sacks, 40 QB hurries, 10 passes defended, a forced fumble and a fumble recovery.

» Earned second-team All-SEC honors from *The Associated Press* after posting 41 tackles (21 solo), 9½ tackles for a loss, four sacks and a team-high 18 QB hurries in his first season at Florida (2020).

2024 SEASON: At Philadelphia (Sept. 6): Inactive (healthy scratch).

BRENTON COX JR.'S NFL REGULAR-SEASON DEFENSIVE STATISTICS

| YEAR | TEAM | GP | GS | TACKLES | | | | | | INTERCEPTIONS | | | | | | ST | | | | MISC | | | | | | |
|-------------------|---------|----------|----------|----------|----------|----------|----------|------------|------------|---------------|----------|----------|----------|----------|----------|----------|----------|----------|----------|----------|----------|----------|----------|----------|----------|---|
| | | | | TK | S | A | TFL | YDS | SK | YDS | QBH | NO | YDS | LG | TD | PD | FF | FR | TD | YDS | TK | S | A | FF | FR | S |
| 2023 | Packers | 4 | 0 | 0 | 0 | 0 | 0 | 0.0 | 0.0 | 0 | 0 | 0 | 0 | 0 | 0 | 0 | 0 | 0 | 0 | 0 | 0 | 0 | 0 | 0 | 0 | 0 |
| NFL TOTALS | | 4 | 0 | 0 | 0 | 0 | 0 | 0.0 | 0.0 | 0 | 0 | 0 | 0 | 0 | 0 | 0 | 0 | 0 | 0 | 0 | 0 | 0 | 0 | 0 | 0 | |

2024 GXG REGULAR SEASON (PACKERS)


| DATE | OPPONENT | P/S | TK | S | A | SK | YDS | INT | PD | FF | FR |
|--------------------|-----------|-----|----------|----------|----------|----------|------------|----------|----------|----------|----------|
| 09/06 | at Eagles | | | | | | | | | | |
| 2024 TOTALS | | | 0 | 0 | 0 | 0 | 0.0 | 0 | 0 | 0 | 0 |

ANDRE DILLARD

73

TACKLE
WASHINGTON STATE

Sixth NFL Season | First Packers Season



Ht: 6-5 | Wt: 315 | Born: October 3, 1995 | NFL Games Played/Started: 59/19 | Acquired: FA-24

AT A GLANCE

- » Appeared in 16 games with a career-high 10 starts for the Tennessee Titans in 2023, with all 10 starts coming at left tackle.
- » Played in 59 games with 19 starts (18 at LT, one at RT) from 2019-23, spending his first four seasons in the NFL with the Philadelphia Eagles (2019-22).
- » Was selected by the Eagles in the first round (No. 22 overall) of the 2019 NFL Draft, becoming the first-ever Washington State offensive lineman to be drafted in the first round.
- » Earned first-team All-Pacific-12 honors as a senior in 2018 and was part of a line that helped the Cougars rank No. 8 in the nation in sacks allowed (13.0 in 13 games).
- » Helped Washington State rank in the top three in the country in passing yards in each of his final three seasons (No. 1 in 2018, No. 2 in 2017, No. 3 in 2016) as the Cougars ranked No. 1 in the nation in passing yards from 2016-18.

2024 SEASON: At Philadelphia (Sept. 6): Dressed, but did not see any action.

ANDRE DILLARD'S NFL REGULAR-SEASON STATISTICS

| DATE | TEAM | GP | GS |
|-------------------|--------|-----------|-----------|
| 2019 | Eagles | 16 | 4 |
| 2021 | Eagles | 15 | 5 |
| 2022 | Eagles | 12 | 0 |
| 2023 | Titans | 16 | 10 |
| NFL TOTALS | | 59 | 19 |

ANDRE DILLARD'S NFL POSTSEASON STATISTICS

| DATE | TEAM | GP | GS |
|-------------------|--------|----------|----------|
| 2019 | Eagles | 1 | 0 |
| 2021 | Eagles | 1 | 0 |
| 2022 | Eagles | 3 | 0 |
| NFL TOTALS | | 5 | 0 |

2024 GXG REGULAR SEASON (PACKERS)

| DATE | OPPONENT | P/S |
|--------------------|-----------|--------------|
| 09/06 | at Eagles | DID NOT PLAY |
| 2024 TOTALS | | 0-0 |

ROMEO DOUBS

87

WIDE RECEIVER
NEVADA

Third NFL Season | Third Packers Season



Ht: 6-2 | Wt: 204 | Born: April 13, 2000 | NFL Games Played/Started: 31/24 | Acquired: D4a-22

AT A GLANCE

- » Last name is pronounced DOBBS.
- » Is one of only three players in team history to post 100-plus catches, 1,000-plus receiving yards and 10-plus receiving TDs in his first two NFL seasons, joining WRs James Lofton (1978-79) and Sterling Sharpe (1988-89). Was the only player selected in the 2022 NFL Draft to hit those marks in the last two seasons.
- » Was tied for the team lead and tied for No. 8 in the NFL with eight receiving TDs in 2023, including seven receiving TDs in the red zone (No. 4 in the league).
- » Played in 13 games with seven starts as a rookie in 2022 and ranked No. 4 on the team with 42 catches for 425 yards (10.1 avg.) and three TDs (No. 4 on the team).
- » Posted 26 catches in the first six games in 2022, the most in franchise history by a rookie in the team's opening six contests.
- » Earned first-team All-Mountain West honors as a senior at Nevada in 2021 after tying for the conference lead with 11 receiving TDs and ranking No. 2 in receiving yards per game (100.8).
- » Led the Mountain West in receiving yards (1,002) as a junior in 2020 and was tied for the conference lead with nine TD catches. Among players with 50-plus catches, ranked No. 3 in the nation in yards per catch (17.3).

2024 SEASON: At Philadelphia (Sept. 6): Started and played 58 of 67 snaps, tying for the team lead with four receptions for 50 yards (12.5 avg.).

ROMEO DOUBS' NFL REGULAR-SEASON RUSHING/RECEIVING STATISTICS

| DATE | TEAM | GP | GS | RECEIVING | | | | RUSHING | | | | | |
|-------------------|---------|-----------|-----------|------------|--------------|-------------|-----------|-----------|----------|-----------|-------------|-----------|----------|
| | | | | NO. | YDS. | AVG. | LG | TD | NO. | YDS. | AVG. | LG | TD |
| 2022 | Packers | 13 | 7 | 42 | 425 | 10.1 | 26 | 3 | 1 | 11 | 11.0 | 11 | 0 |
| 2023 | Packers | 17 | 16 | 59 | 674 | 11.4 | 36 | 8 | 0 | 0 | 0.0 | 0 | 0 |
| 2024 | Packers | 1 | 1 | 4 | 50 | 12.5 | 19 | 0 | 0 | 0 | 0.0 | 0 | 0 |
| NFL TOTALS | | 31 | 24 | 105 | 1,149 | 10.9 | 36 | 11 | 1 | 11 | 11.0 | 11 | 0 |

ROMEO DOUBS' NFL POSTSEASON RUSHING/RECEIVING STATISTICS

| DATE | TEAM | GP | GS | RECEIVING | | | | RUSHING | | | | | |
|-------------------|---------|----------|----------|-----------|------------|-------------|-----------|----------|----------|----------|------------|----------|----------|
| | | | | NO. | YDS. | AVG. | LG | TD | NO. | YDS. | AVG. | LG | TD |
| 2023 | Packers | 2 | 2 | 10 | 234 | 23.4 | 46 | 1 | 0 | 0 | 0.0 | 0 | 0 |
| NFL TOTALS | | 2 | 2 | 10 | 234 | 23.4 | 46 | 1 | 0 | 0 | 0.0 | 0 | 0 |

SINGLE-GAME HIGHS: RECEIVING

| | | | |
|-------------------|---|--------------------|---|
| Receptions | 9 vs. Detroit Lions, Sep 28, 2023 | Longest Receptions | 36 at Carolina Panthers, Dec 24, 2023 |
| Receiving Yards | 8 at Tampa Bay Buccaneers, Sep 25, 2022 | Receiving TDs | 33 vs. Kansas City Chiefs, Dec 03, 2023 |
| Receiving Average | 95 vs. Detroit Lions, Sep 28, 2023 | | 2 at Chicago Bears, Sep 10, 2023 |
| | 79 at Carolina Panthers, Dec 24, 2023 | | 1 at Carolina Panthers, Dec 24, 2023 |
| | 19.8 at Carolina Panthers, Dec 24, 2023 | | ...8 more at 1. |
| | 18.0 vs. Kansas City Chiefs, Dec 03, 2023 | Scrimmage Yards | 95 vs. Detroit Lions, Sep 28, 2023 |
| | | | 79 at Carolina Panthers, Dec 24, 2023 |

2024 GXG REGULAR SEASON (PACKERS)

| DATE | OPPONENT | P/S | RECEIVING | | | | RUSHING | | | | | |
|--------------------|-----------|------------|-----------|-----------|-------------|-----------|----------|----------|----------|------------|----------|----------|
| | | | NO. | YDS. | AVG. | LG | TD | NO. | YDS. | AVG. | LG | TD |
| 09/06 | at Eagles | S | 4 | 50 | 12.5 | 19 | 0 | 0 | 0 | 0.0 | 0 | 0 |
| 2024 TOTALS | | 1-1 | 4 | 50 | 12.5 | 19 | 0 | 0 | 0 | 0.0 | 0 | 0 |

KINGSLEY ENAGBARE

55

DEFENSIVE LINEMAN
SOUTH CAROLINA

Third NFL Season | Third Packers Season



Ht: 6-4 | Wt: 258 | Born: January 18, 2000 | NFL Games Played/Started: 35/11 | Acquired: D5-22

AT A GLANCE

- » Last name is pronounced ee-nag-BAR-ee.
- » One of five players on Green Bay's defense to play in all 34 regular-season games in 2022-23.
- » Saw action in all 17 games with four starts in his second season (2023) and recorded a career-high 35 tackles (25 solo), two sacks, eight tackles for a loss (tied for No. 2 on the team), six quarterback hits, a pass defended, a forced fumble and a fumble recovery.
- » Played in all 17 games with seven starts as a rookie in 2022, registering 31 tackles (18 solo), three sacks, five tackles for a loss, eight QB hits and three passes defended.
- » Earned first-team All-Southeastern Conference honors and third-team All-America recognition from Pro Football Focus as a senior in 2021 after leading the team in tackles for a loss (seven), sacks (4½) and QB hurries (11).
- » Finished his junior season (2020) with a career-high six sacks on his way to earning first-team All-SEC honors from the coaches and second-team recognition from *The Associated Press*.

2024 SEASON: At Philadelphia (Sept. 6): Played 30 snaps on defense and 17 on special teams.

KINGSLEY ENAGBARE'S NFL REGULAR-SEASON DEFENSIVE STATISTICS

| YEAR | TEAM | GP | GS | TACKLES | | | | | | | INTERCEPTIONS | | | | | | | ST | | | | MISC | | | | | | | |
|-------------------|---------|-----------|-----------|-----------|-----------|-----------|-----------|-----------|------------|-------------|---------------|----------|----------|----------|----------|----------|----------|----------|----------|----------|----------|----------|----------|----------|----------|----------|----------|----------|----------|
| | | | | TK | S | A | TFL | YDS | SK | YDS | QBH | NO | YDS | LG | TD | PD | FF | FR | TD | YDS | TK | S | A | FF | FR | S | A | | |
| 2022 | Packers | 17 | 7 | 31 | 18 | 13 | 5 | 17 | 3.0 | 8.0 | 8 | 0 | 0 | 0 | 0 | 3 | 0 | 0 | 0 | 0 | 0 | 0 | 0 | 0 | 0 | 0 | 0 | 0 | 0 |
| 2023 | Packers | 17 | 4 | 35 | 25 | 10 | 8 | 15 | 2.0 | 9.0 | 6 | 0 | 0 | 0 | 0 | 1 | 1 | 1 | 0 | 0 | 0 | 2 | 2 | 0 | 0 | 0 | 0 | 0 | 0 |
| 2024 | Packers | 1 | 0 | 0 | 0 | 0 | 0 | 0 | 0.0 | 0.0 | 0 | 0 | 0 | 0 | 0 | 0 | 0 | 0 | 0 | 0 | 0 | 0 | 0 | 0 | 0 | 0 | 0 | 0 | 0 |
| NFL TOTALS | | 35 | 11 | 66 | 43 | 23 | 13 | 32 | 5.0 | 17.0 | 14 | 0 | 0 | 0 | 0 | 4 | 1 | 1 | 0 | 0 | 2 | 2 | 0 | 0 | 0 | 0 | 0 | 0 | 0 |

KINGSLEY ENAGBARE'S NFL POSTSEASON DEFENSIVE STATISTICS

| YEAR | TEAM | GP | GS | TACKLES | | | | | | | INTERCEPTIONS | | | | | | | ST | | | | MISC | | | | | | | |
|-------------------|---------|----------|----------|----------|----------|----------|----------|----------|------------|------------|---------------|----------|----------|----------|----------|----------|----------|----------|----------|----------|----------|----------|----------|----------|----------|----------|----------|----------|----------|
| | | | | TK | S | A | TFL | YDS | SK | YDS | QBH | NO | YDS | LG | TD | PD | FF | FR | TD | YDS | TK | S | A | FF | FR | S | A | | |
| 2023 | Packers | 1 | 0 | 1 | 1 | 0 | 0 | 0 | 0.0 | 0.0 | 2 | 0 | 0 | 0 | 0 | 0 | 0 | 0 | 0 | 0 | 0 | 0 | 0 | 0 | 0 | 0 | 0 | 0 | 0 |
| NFL TOTALS | | 1 | 0 | 1 | 1 | 0 | 0 | 0 | 0.0 | 0.0 | 2 | 0 | 0 | 0 | 0 | 0 | 0 | 0 | 0 | 0 | 0 | 0 | 0 | 0 | 0 | 0 | 0 | 0 | 0 |

SINGLE-GAME HIGHS: DEFENSIVE

Total Tackles 7 at Philadelphia Eagles, Nov 27, 2022
5 vs. Detroit Lions, Sep 28, 2023

...1 more at 5.

Solo Tackles 4 vs. Detroit Lions, Sep 28, 2023
3 vs. New Orleans Saints, Sep 24, 2023

...2 more at 3.

Sacks 1.0 vs. Tampa Bay Buccaneers, Dec 17, 2023
1.0 at Las Vegas Raiders, Oct 09, 2023

...3 more at 1.0.

Passes Defended 1 at Chicago Bears, Sep 10, 2023

1 at Miami Dolphins, Dec 25, 2022

...2 more at 1.

Tackles For Loss 2 vs. Chicago Bears, Jan 07, 2024

2 at Las Vegas Raiders, Oct 09, 2023

...1 more at 2.

Special Teams Tackles 1 at Denver Broncos, Oct 22, 2023

1 at Atlanta Falcons, Sep 17, 2023

2024 GXG REGULAR SEASON (PACKERS)

| DATE | OPPONENT | P/S | TK | S | A | SK | YDS | INT | PD | FF | FR |
|--------------------|-----------|------------|----------|----------|----------|----------|----------|----------|----------|----------|----------|
| 09/06 | at Eagles | P | 0 | 0 | 0 | 0 | 0 | 0 | 0 | 0 | 0 |
| 2024 TOTALS | | 1-0 | 0 | 0 | 0 | 0 | 0 | 0 | 0 | 0 | 0 |

RASHAN GARY 52

DEFENSIVE LINEMAN
MICHIGAN

Sixth NFL Season | Sixth Packers Season



Ht: 6-5 | Wt: 277 | Born: December 3, 1997 | NFL Games Played/Started: 74/43 | Acquired: D1a-19

AT A GLANCE

- » In 2023, was one of four NFL players with nine-plus sacks (nine), two-plus forced fumbles (two) and two-plus fumble recoveries (two) during the regular season.
- » From 2020-23, ranked in the top 10 among NFL linebackers in fumble recoveries (five, t-No. 4), QB hits per game (1.28, No. 5), QB hits (73, No. 7), sacks (29.5, t-No. 9), sacks per game (0.52, No. 9) and NextGenStats QB pressures (73, No. 10), according to TruMedia.
- » Started nine contests in 2022 before a knee injury ended his season. From Weeks 1-9, ranked in the top 10 among NFL linebackers in QB hits (12, t-No. 6), sacks (six, t-No. 8) and pressures (27, No. 9) according to TruMedia.
- » Led the team in both sacks (9½) and QB hits (28, No. 7 in the NFL) in 2021 and finished No. 5 among NFL LBs with 53 QB pressures according to NFL Next Gen Stats.
- » Finished No. 2 on the team with five sacks and tied for No. 2 on the team with 11 QB hits in 2020. Also appeared in both postseason contests, finishing with 1½ sacks (No. 2 on the team) and three QB hits (tied for No. 1 on the team).
- » Earned first-team All-Big Ten recognition from the league's coaches as a sophomore and as a junior at the University of Michigan, also earning second-team honors from *The Associated Press* in both of those seasons.

2024 SEASON: At Philadelphia (Sept. 6): Started and played 49 defensive snaps, contributing three tackles (one solo), two QB hits, three NextGenStat QB pressures (TruMedia), a tackle for a loss, a pass defended and beat T Lane Johnson around the corner to sack QB Jalen Hurts for a loss of 6 yards on a third-and-8 early in the third quarter to force a punt.

REGULAR-SEASON COMPARISON: DEFENSIVE - INDIANAPOLIS COLTS

| DATE | OPP | W/L | GP/GS | TACKLES | | | | | | SACK | YDS | INT | TFL | PD | QBH | TD | MISC | |
|---------------|----------|-----|-------|---------|------|------|------|-----|-----|------|-----|-----|-----|----|-----|----|------|----|
| | | | | TOT | SOLO | ASST | SACK | YDS | INT | | | | | | | | FF | FR |
| 11/22/20 | GB @ IND | L | P | 3 | 2 | 1 | 0.0 | 0.0 | 0 | 0 | 0 | 1 | 1 | 0 | 0 | 0 | 0 | |
| TOTALS | | 0/1 | 1/0 | 3 | 2 | 1 | 0.0 | 0.0 | 0 | 0 | 1 | 1 | 0 | 0 | 0 | 0 | | |

RASHAN GARY'S NFL REGULAR-SEASON DEFENSIVE STATISTICS

| YEAR | TEAM | GP | GS | TK | S | TACKLES | | | INTERCEPTIONS | | | | | | | ST | | MISC | | | | | | | | | |
|-------------------|---------|----|----|-----|-----|---------|-----|-----|---------------|-------|-----|----|-----|----|----|----|----|------|----|-----|----|---|---|----|----|---|---|
| | | | | | | A | TFL | YDS | SK | YDS | QBH | NO | YDS | LG | TD | PD | FF | FR | TD | YDS | TK | S | A | FF | FR | S | A |
| 2019 | Packers | 16 | 0 | 30 | 14 | 16 | 3 | 16 | 2.0 | 13.0 | 7 | 0 | 0 | 0 | 0 | 1 | 0 | 0 | 0 | 0 | 0 | 0 | 0 | 0 | 0 | 0 | 0 |
| 2020 | Packers | 15 | 4 | 35 | 19 | 16 | 5 | 27 | 5.0 | 31.0 | 11 | 0 | 0 | 0 | 1 | 0 | 1 | 0 | 0 | 0 | 0 | 0 | 0 | 0 | 0 | 0 | 0 |
| 2021 | Packers | 16 | 16 | 47 | 27 | 20 | 8 | 52 | 9.5 | 71.0 | 28 | 0 | 0 | 0 | 2 | 1 | 0 | 0 | 0 | 0 | 0 | 0 | 0 | 0 | 0 | 0 | 0 |
| 2022 | Packers | 9 | 9 | 32 | 21 | 11 | 7 | 41 | 6.0 | 45.0 | 12 | 0 | 0 | 0 | 1 | 1 | 1 | 0 | 0 | 0 | 0 | 0 | 0 | 0 | 0 | 0 | 0 |
| 2023 | Packers | 17 | 13 | 44 | 23 | 21 | 7 | 46 | 9.0 | 47.5 | 22 | 0 | 0 | 0 | 2 | 2 | 2 | 0 | 0 | 0 | 0 | 0 | 0 | 0 | 0 | 0 | 0 |
| 2024 | Packers | 1 | 1 | 3 | 1 | 2 | 1 | 6 | 1.0 | 6.0 | 2 | 0 | 0 | 0 | 1 | 0 | 0 | 0 | 0 | 0 | 0 | 0 | 0 | 0 | 0 | 0 | 0 |
| NFL TOTALS | | 74 | 43 | 191 | 105 | 86 | 31 | 188 | 32.5 | 213.5 | 82 | 0 | 0 | 0 | 5 | 5 | 6 | 0 | 1 | 0 | 0 | 0 | 0 | 0 | 0 | 0 | 0 |

RASHAN GARY'S NFL POSTSEASON DEFENSIVE STATISTICS

| YEAR | TEAM | GP | GS | TK | S | TACKLES | | | INTERCEPTIONS | | | | | | | ST | | MISC | | | | | | | | | |
|-------------------|---------|----|----|----|---|---------|-----|-----|---------------|------|-----|----|-----|----|----|----|----|------|----|-----|----|---|---|----|----|---|---|
| | | | | | | A | TFL | YDS | SK | YDS | QBH | NO | YDS | LG | TD | PD | FF | FR | TD | YDS | TK | S | A | FF | FR | S | A |
| 2019 | Packers | 2 | 0 | 2 | 0 | 2 | 0 | 0 | 0.0 | 0.0 | 0 | 0 | 0 | 0 | 0 | 0 | 0 | 0 | 0 | 0 | 0 | 0 | 0 | 0 | 0 | 0 | 0 |
| 2020 | Packers | 2 | 0 | 5 | 3 | 2 | 1 | 4 | 1.5 | 8.5 | 3 | 0 | 0 | 0 | 0 | 0 | 0 | 0 | 0 | 0 | 0 | 0 | 0 | 0 | 0 | 0 | 0 |
| 2021 | Packers | 1 | 1 | 4 | 4 | 0 | 3 | 10 | 2.0 | 10.0 | 3 | 0 | 0 | 0 | 0 | 0 | 0 | 0 | 0 | 0 | 0 | 0 | 0 | 0 | 0 | 0 | 0 |
| 2023 | Packers | 2 | 2 | 5 | 1 | 4 | 0 | 0 | 0.0 | 0.0 | 2 | 0 | 0 | 0 | 0 | 0 | 0 | 0 | 0 | 0 | 0 | 0 | 0 | 0 | 0 | 0 | 0 |
| NFL TOTALS | | 7 | 3 | 16 | 8 | 8 | 4 | 14 | 3.5 | 18.5 | 8 | 0 | 0 | 0 | 0 | 0 | 0 | 0 | 0 | 0 | 0 | 0 | 0 | 0 | 0 | 0 | 0 |

SINGLE-GAME HIGHS: DEFENSIVE

| | | | |
|------------------------|---|----------------------------------|---|
| Total Tackles | 7 at Detroit Lions, Nov 23, 2023 7 vs. New England Patriots, Oct 02, 2022 ...2 more at 7. | Forced Fumbles | 2 at Detroit Lions, Nov 23, 2023 1 vs. New England Patriots, Oct 02, 2022 ...2 more at 1. |
| Solo Tackles | 5 at Detroit Lions, Nov 23, 2023 4 vs. New York Jets, Oct 16, 2022 ...2 more at 4. | Fumble Recoveries | 1 at Detroit Lions, Nov 23, 2023 1 vs. Los Angeles Chargers, Nov 19, 2023 ...4 more at 1. |
| Sacks | 3.0 at Detroit Lions, Nov 23, 2023 3.0 vs. New Orleans Saints, Sep 24, 2023 | Tackles For Loss | 3 vs. New Orleans Saints, Sep 24, 2023 2 vs. New York Jets, Oct 16, 2022 ...3 more at 2. |
| Passes Defensed | 1 at Philadelphia Eagles, Sep 06, 2024 1 vs. Chicago Bears, Jan 07, 2024 ...3 more at 1. | Longest Opp Fumble Return | 1 at Chicago Bears, Jan 03, 2021 |

2024 GXG REGULAR SEASON (PACKERS)

| DATE | OPPONENT | P/S | TK | S | A | SK | YDS | INT | PD | FF | FR |
|--------------------|-----------|-----|----|---|---|-----|-----|-----|----|----|----|
| 09/06 | at Eagles | S | 3 | 1 | 2 | 1.0 | 6.0 | 0 | 1 | 0 | 0 |
| 2024 TOTALS | | 1-1 | 3 | 1 | 2 | 1.0 | 6.0 | 0 | 1 | 0 | 0 |

**TRAVIS
GLOVER**
79

TACKLE
GEORGIA STATE



Rookie



Ht: 6-6 | Wt: 317 | Born: August 17, 2000 | Acquired: D6-24

AT A GLANCE

- » Played in 59 games with 57 starts (35 at left tackle, 18 at right tackle and four at left guard) in five seasons at Georgia State (2019-23).
- » Made 45 consecutive starts to begin his career at Georgia State from 2019-2022 before missing a game due to injury late in the 2022 season.
- » Earned first-team All-Sun Belt Conference honors from the coaches and media as a senior in 2023.
- » Was named to the FWAA-Shaun Alexander Freshman All-America team in 2019, joining WR Penny Hart (2015) as the only honorees in program history.
- » Helped the Panthers to four bowl games in five seasons while being part of an offense that set single-season program records in multiple categories during his career.
- » Helped Georgia State rank No. 8 in the nation in rushing (209.2 ypg) from 2021-23.
- » Earned first-team all-state honors from the *Atlanta Journal-Constitution* and the Georgia Sportswriters Association and first-team All-Region 4-A recognition after helping Dooly County reach the state playoffs as a senior.

2024 SEASON: At Philadelphia (Sept. 6): Inactive (healthy scratch).

2024 GXG REGULAR SEASON (PACKERS)


| DATE | OPPONENT | P/S | |
|--------------------|-----------|------------|----------|
| 09/06 | at Eagles | | INACTIVE |
| 2024 TOTALS | | 0-0 | |

MALIK HEATH

18

WIDE RECEIVER
MISSISSIPPI

Second NFL Season | Second Packers Season



Ht: 6-2 | Wt: 213 | Born: March 31, 2000 | NFL Games Played/Started: 13/1 | Acquired: FA-23

AT A GLANCE

- » Started in the season opener last season at Chicago, becoming the first undrafted rookie to start at WR for the Packers in Week 1 since the 1970 AFL-NFL merger.
- » Appeared in 13 games as a rookie last season, posting 15 catches for 125 yards (8.3 avg.) and a TD along with two tackles on special teams.
- » Posted a career-high four catches for a career-best 46 yards (11.5 avg.) in just 11 snaps of work at Detroit in Week 12, including a career-long 16-yard grab.
- » Earned third-team All-SEC honors from Pro Football Focus in 2022 after leading Ole Miss with 60 receptions for a team-high 971 yards (16.2 avg.) and five TDs.
- » Played two seasons at Mississippi State (2020-21), appearing in 34 games with 21 starts during his three seasons in the SEC and posting 131 receptions for 1,720 yards (13.1 avg.) and 13 TDs.

2024 SEASON: At Philadelphia (Sept. 6): Inactive (healthy scratch).

MALIK HEATH'S NFL REGULAR-SEASON RECEIVING STATISTICS

| DATE | TEAM | GP | GS | RECEIVING | | | | |
|-------------------|---------|-----------|----------|-----------|------------|------------|-----------|----------|
| | | | | NO. | YDS. | AVG. | LG | TD |
| 2023 | Packers | 13 | 1 | 15 | 125 | 8.3 | 16 | 1 |
| NFL TOTALS | | 13 | 1 | 15 | 125 | 8.3 | 16 | 1 |

MALIK HEATH'S NFL REGULAR-SEASON RETURN STATISTICS

| DATE | TEAM | KICKOFF RETURNS | | | | | PUNT RETURNS | | | | | |
|-------------------|---------|-----------------|----------|------------|----------|----------|--------------|----------|----------|------------|----------|----------|
| | | RET. | YDS. | AVG. | LG | TD | NO. | FC | YDS. | AVG. | LG | TD |
| 2023 | Packers | 1 | 1 | 1.0 | 1 | 0 | 0 | 0 | 0 | 0.0 | 0 | 0 |
| NFL TOTALS | | 1 | 1 | 1.0 | 1 | 0 | 0 | 0 | 0 | 0.0 | 0 | 0 |

SINGLE-GAME HIGHS: RUSHING/RECEIVING

| | | | |
|---------------------------|--|-------------------------------|--|
| Receptions | 4 at Detroit Lions, Nov 23, 2023 3 vs. Chicago Bears, Jan 07, 2024 ...1 more at 3. | Longest Kickoff Return | 1 vs. Los Angeles Chargers, Nov 19, 2023 |
| Receiving Yards | 46 at Detroit Lions, Nov 23, 2023 29 vs. Tampa Bay Buccaneers, Dec 17, 2023 | Special Teams Tackles | 2 vs. Los Angeles Chargers, Nov 19, 2023 |
| Receiving Average | 11.5 at Detroit Lions, Nov 23, 2023 9.7 vs. Tampa Bay Buccaneers, Dec 17, 2023 | Most TDs | 1 at New York Giants, Dec 11, 2023 |
| Longest Receptions | 16 at Detroit Lions, Nov 23, 2023 15 vs. Tampa Bay Buccaneers, Dec 17, 2023 ...1 more at 15. | Scrimmage Yards | 46 at Detroit Lions, Nov 23, 2023 29 vs. Tampa Bay Buccaneers, Dec 17, 2023 |
| Receiving TDs | 1 at New York Giants, Dec 11, 2023 | | |

2024 GXG REGULAR SEASON (PACKERS)

| DATE | OPPONENT | P/S | RECEIVING | | | | | RUSHING | | | | |
|--------------------|-----------|------------|-----------|----------|------------|----------|----------|----------|----------|------------|----------|----------|
| | | | NO. | YDS. | AVG. | LG | TD | NO. | YDS. | AVG. | LG | TD |
| 09/06 | at Eagles | | INACTIVE | | | | | | | | | |
| 2024 TOTALS | | 0-0 | 0 | 0 | 0.0 | 0 | 0 | 0 | 0 | 0.0 | 0 | 0 |

TY'RON HOPPER

59

LINEBACKER
MISSOURI



Rookie



Ht: 6-2 | Wt: 228 | Born: April 26, 2001 | NFL Games Played/Started: 1/0 | Acquired: D3b-24

AT A GLANCE

- » Appeared in 51 games with 26 starts during his five seasons in the Southeastern Conference (Florida, 2019-21; Missouri, 2022-23), posting 214 tackles (135 solo), 31½ tackles for a loss, 9½ sacks, 13 QB hurries, an interception, 10 passes defended and two forced fumbles.
- » Earned second-team All-Southeastern Conference honors from the coaches in 2023, posting a team-high 55 tackles (36 solo), six tackles for a loss and three sacks through 10 games before an injury sidelined him for the final two contests of the regular season.
- » Was named one of five finalists for the Butkus Award in 2023, which honors the nation's most outstanding linebacker, as he became just the third Missouri player to be selected as a finalist (Sean Weatherspoon, 2008-09; Nick Bolton, 2020).
- » Led the team with 14 tackles for a loss and ranked No. 2 on the Tigers with a career-high 77 tackles (59 solo) in his first season at Missouri in 2022.
- » Selected by the Packers with the second of two picks in the third round (No. 91 overall) of the 2024 NFL Draft, just the second linebacker out of Missouri to be drafted by Green Bay (Bill Powell, seventh round in 1967).
- » As a senior at Roswell (Ga.) High School, posted 74 tackles, five interceptions, a forced fumble and a fumble recovery and was selected to play in the 2019 All-American Bowl.

2024 SEASON: At Philadelphia (Sept. 6): Made his NFL debut, playing 14 snaps on special teams.

TY'RON HOPPER'S NFL REGULAR-SEASON DEFENSIVE STATISTICS

| YEAR | TEAM | GP | GS | TACKLES | | | | | INTERCEPTIONS | | | | | | | ST | | | | MISC | | | | | | | |
|-------------------|---------|----------|----------|----------|----------|----------|----------|----------|---------------|------------|----------|----------|----------|----------|----------|----------|----------|----------|----------|----------|----------|----------|----------|----------|----------|----------|----------|
| | | | | TK | S | A | TFL | YDS | SK | YDS | QBH | NO | YDS | LG | TD | PD | FF | FR | TD | YDS | TK | S | A | FF | FR | S | A |
| 2024 | Packers | 1 | 0 | 0 | 0 | 0 | 0 | 0 | 0.0 | 0.0 | 0 | 0 | 0 | 0 | 0 | 0 | 0 | 0 | 0 | 0 | 0 | 0 | 0 | 0 | 0 | 0 | 0 |
| NFL TOTALS | | 1 | 0 | 0 | 0 | 0 | 0 | 0 | 0.0 | 0.0 | 0 | 0 | 0 | 0 | 0 | 0 | 0 | 0 | 0 | 0 | 0 | 0 | 0 | 0 | 0 | 0 | 0 |

2024 GXG REGULAR SEASON (PACKERS)

| DATE | OPPONENT | P/S | TK | S | A | SK | YDS | INT | PD | FF | FR |
|--------------------|-----------|------------|----------|----------|----------|------------|------------|----------|----------|----------|----------|
| 09/06 | at Eagles | P | 0 | 0 | 0 | 0.0 | 0.0 | 0 | 0 | 0 | 0 |
| 2024 TOTALS | | 1-0 | 0 | 0 | 0 | 0.0 | 0.0 | 0 | 0 | 0 | 0 |

JOSH JACOBS

8

RUNNING BACK
ALABAMA

Sixth NFL Season | First Packers Season



Ht: 5-10 | Wt: 223 | Born: February 11, 1998 | NFL Games Played/Started: 74/73 | Acquired: UFA (LV)-24

AT A GLANCE

- » Ranks No. 2 in the NFL in rushing yards (5,629) and rushing first downs (290) and No. 3 in rushing TDs (46) since entering the league in 2019.
- » Is one of six players in NFL history to post 5,500-plus rushing yards, 45-plus rushing TDs and 175-plus receptions in his first five seasons in the league (Emmitt Smith, Ricky Watters, Curtis Martin, LaDainian Tomlinson, Ezekiel Elliott).
- » Was the only RB in the league to register 1,100-plus yards from scrimmage and six-plus scrimmage TDs each of the last five seasons (2019-23).
- » Earned first-team All-Pro honors from *The Associated Press* and Pro Bowl recognition in 2022 after posting a league-high 1,653 rushing yards, becoming just the third player in Raiders history to win the league rushing title (Marcus Allen in 1985; Clem Daniels, AFL in 1963).
- » Was selected to his first career Pro Bowl in 2020 after rushing for 1,065 yards and 12 TDs on 273 attempts (3.9 avg.).
- » Was named the 2019 PFWA Offensive Rookie of the Year after setting a franchise rookie record with 1,150 rushing yards and seven TDs on 242 carries (4.8 avg.), including five 100-yard games, the most by a rookie in team history.
- » Played in 42 games during his three seasons at Alabama (2016-18), rushing for 1,491 yards and 16 TDs on 251 carries (5.9 avg.) while adding 18 kickoff returns for 514 yards and a TD as he finished his career ranked No. 3 in school history with an average of 28.6 yards per return.

2024 SEASON: At Philadelphia (Sept. 6): Started and led the team with 84 rushing yards on 16 carries (5.3 avg.) in his Green Bay debut, including 80 yards on 10 carries (8.0 avg.) in the second half. Posted a 32-yard run early in the fourth quarter and added a pair of receptions for 20 yards (10.0 avg.).

REGULAR-SEASON COMPARISON: RECEIVING/RUSHING - INDIANAPOLIS COLTS

| DATE | OPP | W/L | GP/GS | RUSHING | | | | | RECEIVING | | | | | | |
|---------------|------------|-----|-------|---------|------|------|----|----|-----------|------|------|----|----|------|-----|
| | | | | NO. | YDS. | AVG. | LG | TD | NO. | YDS. | AVG. | LG | TD | TGTS | YAC |
| 9/29/19 | OAK @ IND | W | S | 17 | 79 | 4.6 | 16 | 0 | 2 | 29 | 14.5 | 20 | 0 | 2 | 25 |
| 12/13/20 | LV vs. IND | L | S | 13 | 49 | 3.8 | 18 | 0 | 3 | 25 | 8.3 | 14 | 0 | 5 | 18 |
| 1/2/22 | LV @ IND | W | S | 16 | 63 | 3.9 | 9 | 1 | 4 | 17 | 4.3 | 11 | 0 | 4 | 20 |
| 11/13/22 | LV vs. IND | L | S | 21 | 78 | 3.7 | 22 | 1 | 6 | 28 | 4.7 | 9 | 0 | 8 | 22 |
| TOTALS | | 2/2 | 4/4 | 67 | 269 | 4.0 | 22 | 2 | 15 | 99 | 6.6 | 20 | 0 | 19 | 85 |

JOSH JACOBS' NFL REGULAR-SEASON RUSHING/RECEIVING STATISTICS

| DATE | TEAM | GP | GS | RUSHING | | | | | RECEIVING | | | | |
|-------------------|---------|----|----|---------|-------|------|----|----|-----------|-------|------|----|----|
| | | | | NO. | YDS. | AVG. | LG | TD | NO. | YDS. | AVG. | LG | TD |
| 2019 | Raiders | 13 | 13 | 242 | 1,150 | 4.8 | 51 | 7 | 20 | 166 | 8.3 | 28 | 0 |
| 2020 | Raiders | 15 | 15 | 273 | 1,065 | 3.9 | 28 | 12 | 33 | 238 | 7.2 | 29 | 0 |
| 2021 | Raiders | 15 | 14 | 217 | 872 | 4.0 | 28 | 9 | 54 | 348 | 6.4 | 29 | 0 |
| 2022 | Raiders | 17 | 17 | 340 | 1,653 | 4.9 | 86 | 12 | 53 | 400 | 7.5 | 43 | 0 |
| 2023 | Raiders | 13 | 13 | 233 | 805 | 3.5 | 63 | 6 | 37 | 296 | 8.0 | 21 | 0 |
| 2024 | Packers | 1 | 1 | 16 | 84 | 5.3 | 32 | 0 | 2 | 20 | 10.0 | 11 | 0 |
| NFL TOTALS | | 74 | 73 | 1,321 | 5,629 | 4.3 | 86 | 46 | 199 | 1,468 | 7.4 | 43 | 0 |

JOSH JACOBS' NFL POSTSEASON RUSHING/RECEIVING STATISTICS

| DATE | TEAM | GP | GS | RUSHING | | | | | RECEIVING | | | | |
|-------------------|---------|----|----|---------|------|------|----|----|-----------|------|------|----|----|
| | | | | NO. | YDS. | AVG. | LG | TD | NO. | YDS. | AVG. | LG | TD |
| 2021 | Raiders | 1 | 1 | 13 | 83 | 6.4 | 35 | 0 | 4 | 44 | 11.0 | 15 | 0 |
| NFL TOTALS | | 1 | 1 | 13 | 83 | 6.4 | 35 | 0 | 4 | 44 | 11.0 | 15 | 0 |

SINGLE-GAME HIGHS: RUSHING/RECEIVING

| | | | |
|------------------------|--|---------------------------|--|
| Rush Attempts | 33 at Seattle Seahawks, Nov 27, 2022 | Receiving Yards | 81 at Los Angeles Chargers, Oct 01, 2023 |
| | 31 at Cleveland Browns, Nov 01, 2020 | | 74 at Seattle Seahawks, Nov 27, 2022 |
| Rushing Yards | 229 at Seattle Seahawks, Nov 27, 2022 | Receiving Average | 17.0 at Denver Broncos, Nov 20, 2022 |
| | 154 at Kansas City Chiefs, Oct 10, 2022 | | 14.0 at Cleveland Browns, Dec 20, 2021 |
| Rushing Average | 8.3 vs. Kansas City Chiefs, Sep 15, 2019 | Longest Receptions | 43 at Denver Broncos, Nov 20, 2022 |
| | 7.3 at Kansas City Chiefs, Oct 10, 2022 | | 29 at Denver Broncos, Oct 17, 2021 |
| Longest Runs | 86 at Seattle Seahawks, Nov 27, 2022 | | ...1 more at 29. |
| | 63 vs. Kansas City Chiefs, Nov 26, 2023 | Most TDs | 3 vs. Houston Texans, Oct 23, 2022 |
| Rushing TDs | 3 vs. Houston Texans, Oct 23, 2022 | | 3 at Carolina Panthers, Sep 13, 2020 |
| | 3 at Carolina Panthers, Sep 13, 2020 | Scrimmage Yards | 303 at Seattle Seahawks, Nov 27, 2022 |
| Receptions | 9 vs. Washington Football Team, Dec 05, 2021 | | 193 at Kansas City Chiefs, Oct 10, 2022 |
| | 8 at Los Angeles Chargers, Oct 01, 2023 | | |

2024 GXG REGULAR SEASON (PACKERS)

| DATE | OPPONENT | P/S | RUSHING | | | | | RECEIVING | | | | |
|--------------------|-----------|-----|---------|------|------|----|----|-----------|------|------|----|----|
| | | | NO. | YDS. | AVG. | LG | TD | NO. | YDS. | AVG. | LG | TD |
| 09/06 | at Eagles | S | 16 | 84 | 5.3 | 32 | 0 | 2 | 20 | 10.0 | 11 | 0 |
| 2024 TOTALS | | 1-1 | 16 | 84 | 5.3 | 32 | 0 | 2 | 20 | 10.0 | 11 | 0 |

ELGTON JENKINS

74

GUARD/TACKLE
MISSISSIPPI STATE

Sixth NFL Season | Sixth Packers Season



Ht: 6-5 | Wt: 311 | Born: December 26, 1995 | NFL Games Played/Started: 71/69 | Acquired: D2-19

AT A GLANCE

- » Has appeared in 71 career games with 69 starts and has started games at four different positions on the line (52 at LG, eight at LT, six at RT, three at C).
- » In 2022, started all 15 games he appeared in (10 at LG and five at RT) and earned Pro Bowl recognition for the second time (replacement for Eagles G Landon Dickerson).
- » Was selected to his first career Pro Bowl in 2020, becoming just the third offensive lineman in team history to be named to the Pro Bowl within his first two seasons in the NFL (Deral Teteak, 1952; Charley Brock, 1940).
- » Started games at three different positions in 2020 (12 at LG, three at C, one at RT), becoming the first Green Bay offensive lineman to start a game at guard, center and tackle in the same season since the 1970 AFL-NFL merger.
- » Was named to the PFWA All-Rookie team in 2019, only the second Packers guard to be selected since 1974 (Daryn Colledge, 2006), after appearing in all 16 games with 14 starts at LG.
- » Selected by the Packers in the second round (No. 44 overall) of the 2019 NFL Draft out of Mississippi State, where he opened games at four different spots on the line (26 at C, five at LT, two at LG, one at RT).

2024 SEASON: At Philadelphia (Sept. 6): Started at LG and played all 67 snaps, taking over at center for the final two plays of the game for an injured Josh Myers. Helped protect QB Jordan Love as he was sacked just once on the evening and cleared holes for Green Bay to register 163 rushing yards on just 21 carries (7.8 avg.).

ELGTON JENKINS' NFL REGULAR-SEASON STATISTICS

| DATE | TEAM | GP | GS |
|-------------------|---------|-----------|-----------|
| 2019 | Packers | 16 | 14 |
| 2020 | Packers | 16 | 16 |
| 2021 | Packers | 8 | 8 |
| 2022 | Packers | 15 | 15 |
| 2023 | Packers | 15 | 15 |
| 2024 | Packers | 1 | 1 |
| NFL TOTALS | | 71 | 69 |

ELGTON JENKINS' NFL POSTSEASON STATISTICS

| DATE | TEAM | GP | GS |
|-------------------|---------|----------|----------|
| 2019 | Packers | 2 | 2 |
| 2020 | Packers | 2 | 2 |
| 2023 | Packers | 2 | 2 |
| NFL TOTALS | | 6 | 6 |

2024 GXG REGULAR SEASON (PACKERS)

| DATE | OPPONENT | P/S |
|--------------------|-----------|------------|
| 09/06 | at Eagles | S |
| 2024 TOTALS | | 1-1 |

TUCKER KRAFT

85

TIGHT END
SOUTH DAKOTA STATE

Second NFL Season | Second Packers Season



Ht: 6-5 | Wt: 259 | Born: November 3, 2000 | NFL Games Played/Started: 18/9 | Acquired: D3-23

AT A GLANCE

- » Posted the second-most receiving yards (355) and the third-most receptions (31) by a rookie tight end in team history last season.
- » Ranked No. 3 in the NFL in receiving yards and No. 4 in receptions among rookie TEs in 2023, and among TEs with 20-plus catches, ranked No. 1 among rookies and No. 8 in the league in yards per catch (11.5 avg.).
- » In Weeks 14-17 last season, became the first Green Bay tight end since the 1970 merger to register four-plus receptions and 45-plus receiving yards in four straight games in a single season.
- » Selected by the Packers in the third round (No. 78 overall) of the 2023 NFL Draft, becoming the fourth-highest pick in South Dakota State history. Was the first Jackrabbit drafted by the Packers since G Adam Timmerman (seventh round, No. 230 overall) in 1995.
- » Earned numerous All-America honors (third-team recognition in 2022; first- and second-team honors in 2021) and was a first-team All-Missouri Valley Football Conference selection in each of his last two seasons at South Dakota State.
- » Ranked in the top 10 among FCS tight ends in receptions (92, No. 4), receiving yards (1,128, No. 5) and receiving TDs (nine, t-No. 7) in 2021-22.

2024 SEASON: At Philadelphia (Sept. 6): Started and played 64 of 67 snaps, hauling in two passes for 37 yards (18.5 avg.) and helping to clear the way for the Packers' 163 rushing yards on 21 carries (7.8 avg.).

TUCKER KRAFT'S NFL REGULAR-SEASON RECEIVING STATISTICS

| DATE | TEAM | GP | GS | RECEIVING | | | | |
|-------------------|---------|-----------|----------|-----------|------------|-------------|-----------|----------|
| | | | | NO. | YDS. | AVG. | LG | TD |
| 2023 | Packers | 17 | 8 | 31 | 355 | 11.5 | 43 | 2 |
| 2024 | Packers | 1 | 1 | 2 | 37 | 18.5 | 29 | 0 |
| NFL TOTALS | | 18 | 9 | 33 | 392 | 11.9 | 43 | 2 |

TUCKER KRAFT'S NFL POSTSEASON RECEIVING STATISTICS

| DATE | TEAM | GP | GS | RECEIVING | | | | |
|-------------------|---------|----------|----------|-----------|-----------|------------|-----------|----------|
| | | | | NO. | YDS. | AVG. | LG | TD |
| 2023 | Packers | 2 | 2 | 5 | 24 | 4.8 | 10 | 1 |
| NFL TOTALS | | 2 | 2 | 5 | 24 | 4.8 | 10 | 1 |

SINGLE-GAME HIGHS: RECEIVING

| | | | |
|---------------------------|---|------------------------------|--|
| Receptions | 6 at Minnesota Vikings, Dec 31, 2023 4 at Carolina Panthers, Dec 24, 2023 ...2 more at 4. | Receiving TDs | 1 vs. Tampa Bay Buccaneers, Dec 17, 2023 1 at Detroit Lions, Nov 23, 2023 |
| Receiving Yards | 64 at New York Giants, Dec 11, 2023 60 at Carolina Panthers, Dec 24, 2023 16.0 at New York Giants, Dec 11, 2023 | Special Teams Tackles | 1 vs. Los Angeles Rams, Nov 05, 2023 1 vs. Minnesota Vikings, Oct 29, 2023 ...1 more at 1. |
| Receiving Average | 15.0 at Carolina Panthers, Dec 24, 2023 43 at New York Giants, Dec 11, 2023 | Most TDs | 1 vs. Tampa Bay Buccaneers, Dec 17, 2023 1 at Detroit Lions, Nov 23, 2023 |
| Longest Receptions | 36 vs. Tampa Bay Buccaneers, Dec 17, 2023 | Scrimmage Yards | 64 at New York Giants, Dec 11, 2023 60 at Carolina Panthers, Dec 24, 2023 |

2024 GXG REGULAR SEASON (PACKERS)

| DATE | OPPONENT | P/S | RECEIVING | | | | | | RUSHING | | | | | |
|--------------------|-----------|------------|-----------|-----------|-------------|-----------|----------|----------|----------|------------|----------|----------|----------|--|
| | | | NO. | YDS. | AVG. | LG | TD | NO. | YDS. | AVG. | LG | TD | | |
| 09/06 | at Eagles | S | 2 | 37 | 18.5 | 29 | 0 | 0 | 0 | 0.0 | 0 | 0 | 0 | |
| 2024 TOTALS | | 1-1 | 2 | 37 | 18.5 | 29 | 0 | 0 | 0 | 0.0 | 0 | 0 | 0 | |

MARSHAWN LLOYD

32

RUNNING BACK
SOUTHERN CALIFORNIA



Rookie



Ht: 5-9 | Wt: 220 | Born: January 5, 2001 | Acquired: D3a-24

AT A GLANCE

- » Spent three years at the University of South Carolina (2020-22) before transferring to the University of Southern California for a season (2023).
- » Appeared in 32 games with 14 starts during his three collegiate seasons, registering 1,621 rushing yards and 19 TDs on 291 carries (5.6 avg.) along with 34 receptions for 452 yards (13.3 avg.) and two TDs.
- » Earned All-Pacific-12 honorable mention in 2023 after recording 820 rushing yards and nine TDs on 116 carries, an average of 7.07 yards per carry that ranked No. 11 in the nation.
- » Selected by the Packers with the first of two picks in the third round (No. 88 overall) of the 2024 NFL Draft, becoming just the second running back from the University of Southern California to be drafted by Green Bay (Al Carmichael, No. 7 overall in 1953).
- » Was a four-year letterman at DeMatha High School (Hyattsville, Md.) and was selected for The Opening Finals, the Under Armour All-American Bowl and the Polynesian Bowl.

2024 SEASON: At Philadelphia (Sept. 6): Inactive (hamstring).

2024 GXG REGULAR SEASON (PACKERS)

| DATE | OPPONENT | P/S | RUSHING | | | | | RECEIVING | | | | |
|--------------------|-----------|-----|-----------------|------|------|----|----|-----------|------|------|----|----|
| | | | NO. | YDS. | AVG. | LG | TD | NO. | YDS. | AVG. | LG | TD |
| 09/06 | at Eagles | | INACTIVE/INJURY | | | | | | | | | |
| 2024 TOTALS | | 0-0 | 0 | 0 | 0.0 | 0 | 0 | 0 | 0 | 0.0 | 0 | 0 |

JORDAN LOVE

10

QUARTERBACK
UTAH STATE

Fifth NFL Season | Fifth Packers Season



Ht: 6-4 | Wt: 219 | Born: November 2, 1998 | NFL Games Played/Started: 28/19 | Acquired: D1-20

AT A GLANCE

- ▶ Became just the third quarterback in NFL history to post 4,000-plus passing yards (4,159) and 32-plus passing TDs (32) in his first season with multiple starts, joining Kurt Warner (1999) and Patrick Mahomes (2018).
- ▶ Became the first QB to help lead the Packers to the postseason in his first full year as a starter since at least 1950, when the league began recording starts for every player.
- ▶ Was one of four QBs (Dak Prescott, Brock Purdy, Baker Mayfield) to rank in the top 10 in the league in passing TDs (No. 2), passing yards (No. 7) and TD/INT ratio (No. 7, 2.91) in 2023.
- ▶ His 32 passing TDs were the fourth most by a QB in his first season with multiple starts, trailing only Mahomes (50 in 2018), Warner (41 in 1999) and Daunte Culpepper (33 in 2000).
- ▶ Threw for multiple TD passes with no INTs in a league-high nine games in 2023, tied for No. 1 in NFL history (Purdy) for the most by a QB in his first 18 career starts.
- ▶ Over the final eight games last season, completed 196 of 279 passes (70.3 pct.) for 2,150 yards and 18 TDs with one INT for a 112.7 rating, joining Aaron Rodgers (Nov. 14, 2021-Jan. 9, 2022) as the only Green Bay QBs to post 2,150-plus passing yards, 18-plus passing TDs, one/zero interceptions and a completion percentage of 70-plus over an eight-game span in a single season.
- ▶ Finished his career at Utah State ranked No. 2 in school history in passing yards (8,600), completions (689) and attempts (1,125), tied for No. 2 in TD passes (60), and No. 3 in completion percentage (61.2) despite playing just three seasons.
- ▶ Earned honorable mention All-Mountain West recognition as a junior in 2019 after setting a single-season school record with 293 completions and posting 3,402 passing yards, the second most in a season in school history. As a sophomore in 2018, set Utah State single-season records for TD passes (32), passing yards (3,567) and 300-yard passing games (seven).

2024 SEASON: At Philadelphia (Sept. 6): Threw for 260 yards and two TDs on 17-of-34 passing (50.0 pct.) with one INT for an 83.0 rating. Connected with WR Jayden Reed on a 70-yard TD pass with just over five minutes remaining in the third quarter, the longest TD pass of his career and the second-longest completion of his career. Went over the 5,000-yard passing mark for his career on his 33-yard completion to Reed late in the fourth quarter. Sustained a knee injury with six seconds remaining in the game and was sidelined for the final two plays of the game.

JORDAN LOVE'S NFL REGULAR-SEASON PASSING/RUSHING STATISTICS

| DATE | TEAM | GP | GS | PASSING | | | | | | | | | | | RUSHING | | | | |
|---------------|---------|-----------|-----------|------------|------------|-------------|--------------|------------|-----------|-----------|-----------|-----------|------------|-------------|-----------|------------|------------|-----------|----------|
| | | | | ATT. | CMP. | PCT. | YDS | AVG. | TD | INT. | LG | SK | LST | RATE | NO. | YDS. | AVG. | LG | TD |
| 2021 | Packers | 6 | 1 | 62 | 36 | 58.1 | 411 | 6.6 | 2 | 3 | 62t | 3 | 23 | 68.7 | 12 | 27 | 2.3 | 10 | 0 |
| 2022 | Packers | 4 | 0 | 21 | 14 | 66.7 | 195 | 9.3 | 1 | 0 | 63t | 0 | 0 | 112.2 | 1 | -1 | -1.0 | 0 | 0 |
| 2023 | Packers | 17 | 17 | 579 | 372 | 64.2 | 4,159 | 7.2 | 32 | 11 | 77 | 30 | 242 | 96.1 | 50 | 247 | 4.9 | 37 | 4 |
| 2024 | Packers | 1 | 1 | 34 | 17 | 50.0 | 260 | 7.6 | 2 | 1 | 70t | 1 | 5 | 83.0 | 0 | 0 | 0.0 | 0 | 0 |
| TOTALS | | 28 | 19 | 696 | 439 | 63.1 | 5,025 | 7.2 | 37 | 15 | 77 | 34 | 270 | 93.5 | 63 | 273 | 4.3 | 37 | 4 |

JORDAN LOVE'S NFL POSTSEASON PASSING/RUSHING STATISTICS

| DATE | TEAM | GP | GS | PASSING | | | | | | | | | | | RUSHING | | | | |
|---------------|---------|----------|----------|-----------|-----------|-------------|------------|------------|----------|----------|-----------|----------|----------|--------------|----------|----------|------------|----------|----------|
| | | | | ATT. | CMP. | PCT. | YDS | AVG. | TD | INT. | LG | SK | LST | RATE | NO. | YDS. | AVG. | LG | TD |
| 2023 | Packers | 2 | 2 | 55 | 37 | 67.3 | 466 | 8.5 | 5 | 2 | 46 | 0 | 0 | 108.6 | 6 | 2 | 0.3 | 3 | 0 |
| TOTALS | | 2 | 2 | 55 | 37 | 67.3 | 466 | 8.5 | 5 | 2 | 46 | 0 | 0 | 108.6 | 6 | 2 | 0.3 | 3 | 0 |

SINGLE-GAME HIGHS: QUARTERBACK

| | | | |
|-----------------------|---|-----------------|--|
| Pass Attempts | 44 vs. New Orleans Saints, Sep 24, 2023 41 vs. Minnesota Vikings, Oct 29, 2023 | Passer Rating | 146.8 at Philadelphia Eagles, Nov 27, 2022 128.6 vs. Chicago Bears, Jan 07, 2024 |
| Pass Completions | 29 vs. Tampa Bay Buccaneers, Dec 17, 2023 27 vs. Chicago Bears, Jan 07, 2024 ...1 more at 27. | Rush Attempts | 9 vs. New Orleans Saints, Sep 24, 2023 5 at Kansas City Chiefs, Nov 07, 2021 39 at Detroit Lions, Nov 23, 2023 |
| Yards Passing | 322 vs. Los Angeles Chargers, Nov 19, 2023 316 vs. Chicago Bears, Jan 07, 2024 | Rushing Yards | 39 vs. New Orleans Saints, Sep 24, 2023 4.3 vs. New Orleans Saints, Sep 24, 2023 |
| TD Passes | 3 at Minnesota Vikings, Dec 31, 2023 3 vs. Kansas City Chiefs, Dec 03, 2023 ...3 more at 3. | Rushing Average | 37 at Detroit Lions, Nov 23, 2023 26 at Las Vegas Raiders, Oct 09, 2023 |
| Long Passes | 77 at Las Vegas Raiders, Oct 09, 2023 70t at Philadelphia Eagles, Sep 06, 2024 | Longest Runs | 26 at Las Vegas Raiders, Oct 09, 2023 1 at Minnesota Vikings, Dec 31, 2023 1 at Carolina Panthers, Dec 24, 2023 ...2 more at 1. |
| Completion Percentage | 84.4 vs. Chicago Bears, Jan 07, 2024 76.9 vs. Los Angeles Rams, Nov 05, 2023 | Rushing TDs | |

2024 GXG REGULAR SEASON (PACKERS)

| DATE | OPPONENT | P/S | PASSING | | | | | | | | | | | RUSHING | | | |
|--------------------|-----------|------------|-----------|-----------|------------|-------------|------------|-------------|----------|----------|------------|------------|-------------|----------|----------|----------|----------|
| | | | ATT | CMP | YDS | PCT | Y/A | Y/C | TD | INT | LG | SK/YD | RATE | ATT | YDS | LG | TD |
| 09/06 | at Eagles | S | 34 | 17 | 260 | 50.0 | 7.6 | 15.3 | 2 | 1 | 70t | 1/5 | 83.0 | 0 | 0 | 0 | 0 |
| 2024 TOTALS | | 1-1 | 34 | 17 | 260 | 50.0 | 7.6 | 15.3 | 2 | 1 | 70t | 1/5 | 83.0 | 0 | 0 | 0 | 0 |

ISAIAH MCDUFFIE

58

LINEBACKER
BOSTON COLLEGE

Fourth NFL Season | Fourth Packers Season



Ht: 6-1 | Wt: 227 | Born: July 21, 1999 | NFL Games Played/Started: 47/10 | Acquired: D6b-21

AT A GLANCE

- » Played in 16 games in 2023 and set career highs in games started (eight), tackles (82, No. 2 on the team), solo tackles (52, tied for No. 3 on the team), tackles for a loss (five) and QB hits (three), and recorded the first half-sack and pass defended of his career. Also appeared in both postseason contests and made his first career playoff start.
- » Saw action in all 17 games in 2022 and made his first career start. Posted 30 tackles (19 solo) on defense and was tied for the team lead with a career-high 13 special teams tackles.
- » Played in 13 games as a rookie and registered two tackles on special teams while also appearing in the postseason contest, where he recorded a special teams tackle.
- » Earned second-team All-Atlantic Coast Conference honors in 2020 after ranking No. 5 in the nation and No. 2 in the ACC with a career-best 107 tackles (54 solo).
- » A two-way performer at linebacker and running back who played for his dad, head coach Stevenson McDuffie, at Bennett High School in Buffalo, N.Y. Was a three-time captain and finished with school records for single-season tackles (161), single-game tackles (29), career touchdowns (70) and career rushing yards (5,529).

2024 SEASON: At Philadelphia (Sept. 6): Started and played 74 of 76 snaps on defense, recording six tackles (three solo) and a QB hit. Also saw action on nine special teams snaps.

ISAIAH MCDUFFIE'S NFL REGULAR-SEASON DEFENSIVE STATISTICS

| YEAR | TEAM | GP | GS | TACKLES | | | | | INTERCEPTIONS | | | | | | | | ST | | | | MISC | | | | | |
|-------------------|---------|-----------|-----------|------------|-----------|-----------|----------|----------|---------------|------------|----------|----------|----------|----------|----------|----------|----------|----------|----------|-----------|-----------|----------|----------|----------|----------|----------|
| | | | | TK | S | A | TFL | YDS | SK | YDS | QBH | NO | YDS | LG | TD | PD | FF | FR | TD | YDS | TK | S | A | FF | FR | S |
| 2021 | Packers | 13 | 0 | 0 | 0 | 0 | 0 | 0 | 0.0 | 0.0 | 0 | 0 | 0 | 0 | 0 | 0 | 0 | 0 | 0 | 2 | 0 | 2 | 0 | 0 | 0 | 0 |
| 2022 | Packers | 17 | 1 | 30 | 19 | 11 | 0 | 0 | 0.0 | 0.0 | 0 | 0 | 0 | 0 | 0 | 0 | 0 | 0 | 0 | 13 | 8 | 5 | 0 | 1 | 0 | 0 |
| 2023 | Packers | 16 | 8 | 82 | 52 | 30 | 5 | 8 | 0.5 | 5.0 | 3 | 0 | 0 | 0 | 1 | 0 | 0 | 0 | 0 | 4 | 4 | 0 | 0 | 0 | 0 | 0 |
| 2024 | Packers | 1 | 1 | 6 | 3 | 3 | 0 | 0 | 0.0 | 0.0 | 1 | 0 | 0 | 0 | 0 | 0 | 0 | 0 | 0 | 0 | 0 | 0 | 0 | 0 | 0 | 0 |
| NFL TOTALS | | 47 | 10 | 118 | 74 | 44 | 5 | 8 | 0.5 | 5.0 | 4 | 0 | 0 | 0 | 1 | 0 | 0 | 0 | 0 | 19 | 12 | 7 | 0 | 1 | 0 | 0 |

ISAIAH MCDUFFIE'S NFL POSTSEASON DEFENSIVE STATISTICS

| YEAR | TEAM | GP | GS | TACKLES | | | | | INTERCEPTIONS | | | | | | | | ST | | | | MISC | | | | | |
|-------------------|---------|----------|----------|----------|----------|----------|----------|----------|---------------|------------|----------|----------|----------|----------|----------|----------|----------|----------|----------|----------|----------|----------|----------|----------|----------|----------|
| | | | | TK | S | A | TFL | YDS | SK | YDS | QBH | NO | YDS | LG | TD | PD | FF | FR | TD | YDS | TK | S | A | FF | FR | S |
| 2021 | Packers | 1 | 0 | 0 | 0 | 0 | 0 | 0 | 0.0 | 0.0 | 0 | 0 | 0 | 0 | 0 | 0 | 0 | 0 | 0 | 1 | 1 | 0 | 0 | 0 | 0 | 0 |
| 2023 | Packers | 2 | 1 | 4 | 3 | 1 | 0 | 0 | 0.0 | 0.0 | 0 | 0 | 0 | 0 | 0 | 0 | 0 | 0 | 0 | 2 | 2 | 0 | 0 | 0 | 0 | 0 |
| NFL TOTALS | | 3 | 1 | 4 | 3 | 1 | 0 | 0 | 0.0 | 0.0 | 0 | 0 | 0 | 0 | 0 | 0 | 0 | 0 | 0 | 3 | 3 | 0 | 0 | 0 | 0 | 0 |

SINGLE-GAME HIGHS: DEFENSIVE

Total Tackles 12 vs. Dallas Cowboys, Nov 13, 2022
11 at Detroit Lions, Nov 23, 2023
Solo Tackles 7 at Pittsburgh Steelers, Nov 12, 2023
7 at Denver Broncos, Oct 22, 2023
...1 more at 7.
Sacks 0.5 at Minnesota Vikings, Dec 31, 2023


Passes Defended 1 at Minnesota Vikings, Dec 31, 2023
Tackles For Loss 2 vs. Los Angeles Rams, Nov 05, 2023
1 at Carolina Panthers, Dec 24, 2023
...2 more at 1.
Special Teams Tackles 2 vs. Detroit Lions, Sep 28, 2023
2 vs. Detroit Lions, Jan 08, 2023
...1 more at 2.

2024 GXG REGULAR SEASON (PACKERS)

| DATE | OPPONENT | P/S | TK | S | A | SK | YDS | INT | PD | FF | FR |
|--------------------|-----------|------------|----------|----------|----------|------------|------------|----------|----------|----------|----------|
| 09/06 | at Eagles | S | 6 | 3 | 3 | 0.0 | 0.0 | 0 | 0 | 0 | 0 |
| 2024 TOTALS | | 1-1 | 6 | 3 | 3 | 0.0 | 0.0 | 0 | 0 | 0 | 0 |

XAVIER MCKINNEY

29 SAFETY ALABAMA



Fifth NFL Season | First Packers Season



Ht: 6-0 | Wt: 201 | Born: August 9, 1999 | NFL Games Played/Started: 50/47 | Acquired: UFA (NYG)-24

AT A GLANCE

- » First name is pronounced ZAY-vier.
- » Was one of only two NFL players (S Jordan Whitehead) to register 250-plus tackles (254), eight-plus interceptions (eight) and 25-plus passes defended (26) over the past three seasons (2021-23).
- » Ranked No. 2 in the NFL (per STATS) among NFL safeties in passes defended (26) over the past three seasons (2021-23) behind only Justin Simmons (27).
- » In 2023, was one of only four players in the league (Antoine Winfield Jr., Julian Love, Quincy Williams) to post 100-plus tackles (116), 10-plus passes defended (11), a forced fumble (one) and a fumble recovery (two). Was the first Giant to hit those marks in a season since DB Terrell Thomas in 2010.
- » Was tied for the league lead among safeties with a career-high five INTs in 2021.
- » During his four seasons with the Giants, helped the defense rank No. 10 in the NFL over that span in opponent passer rating (89.0) and tied for No. 7 in TD passes allowed (91).
- » As a junior at Alabama in 2019, earned first-team All-Southeastern Conference honors from the coaches and media and was named a semifinalist for the Jim Thorpe Award, presented annually to the nation's top defensive back.

2024 SEASON: At Philadelphia (Sept. 6): Played all 76 defensive snaps in his Packer debut, posting four tackles (three solo), a pass defended and intercepted QB Jalen Hurts when he undercut a deep pass early in the first quarter, returning it 17 yards to the Philadelphia 19-yard line. It was his fourth interception in five regular-season games against the Eagles, the most he has against one team. Tied Dallas CB Trevon Diggs for the most interceptions against Philadelphia since 2020.

REGULAR-SEASON COMPARISON: DEFENSIVE - INDIANAPOLIS COLTS

| DATE | OPP | TACKLES | | | | | | | | | | MISC | | | |
|---------------|-------------|---------|-------|-----|------|------|------|------|-----|-----|----|------|----|----|----|
| | | W/L | GP/GS | TOT | SOLO | ASST | SACK | YDS. | INT | TFL | PD | QBH | TD | FF | FR |
| 1/1/23 | NYG vs. IND | W | S | 7 | 4 | 3 | 0.0 | 0.0 | 0 | 0 | 1 | 0 | 0 | 0 | 0 |
| TOTALS | | 1/0 | 1/1 | 7 | 4 | 3 | 0.0 | 0.0 | 0 | 0 | 1 | 0 | 0 | 0 | |

XAVIER MCKINNEY'S NFL REGULAR-SEASON DEFENSIVE STATISTICS

| YEAR | TEAM | GP | GS | TACKLES | | | | | INTERCEPTIONS | | | | | ST | | | MISC | | | | | | | | | | |
|-------------------|---------|-----------|-----------|------------|------------|-----------|----------|-----------|---------------|-------------|----------|-----------|------------|-----------|----------|-----------|----------|----------|----------|----------|----------|----------|----------|----------|----------|----------|----------|
| | | | | TK | S | A | TFL | YDS | SK | YDS | QBH | NO | YDS | LG | TD | PD | FF | FR | TD | YDS | TK | S | A | FF | FR | S | A |
| 2020 | Giants | 6 | 4 | 24 | 14 | 10 | 1 | 3 | 0.0 | 0.0 | 0 | 1 | 0 | 0 | 1 | 0 | 0 | 0 | 0 | 0 | 1 | 0 | 1 | 0 | 0 | 0 | 0 |
| 2021 | Giants | 17 | 16 | 93 | 59 | 34 | 1 | 2 | 0.0 | 0.0 | 0 | 5 | 64 | 41 | 1 | 10 | 0 | 0 | 0 | 0 | 0 | 0 | 0 | 0 | 0 | 0 | 0 |
| 2022 | Giants | 9 | 9 | 44 | 28 | 16 | 2 | 8 | 1.0 | 8.0 | 1 | 0 | 0 | 0 | 5 | 1 | 0 | 0 | 0 | 0 | 1 | 1 | 0 | 0 | 0 | 0 | 0 |
| 2023 | Giants | 17 | 17 | 116 | 78 | 38 | 2 | 2 | 0.5 | 3.0 | 1 | 3 | 22 | 18 | 0 | 11 | 1 | 2 | 0 | 0 | 0 | 0 | 0 | 0 | 0 | 0 | 0 |
| 2024 | Packers | 1 | 1 | 4 | 3 | 1 | 0 | 0 | 0.0 | 0.0 | 0 | 1 | 17 | 17 | 0 | 1 | 0 | 0 | 0 | 0 | 0 | 0 | 0 | 0 | 0 | 0 | 0 |
| NFL TOTALS | | 50 | 47 | 281 | 182 | 99 | 6 | 15 | 1.5 | 11.0 | 2 | 10 | 103 | 41 | 1 | 28 | 2 | 2 | 0 | 0 | 2 | 1 | 1 | 0 | 0 | 0 | 0 |

XAVIER MCKINNEY'S NFL POSTSEASON DEFENSIVE STATISTICS

| YEAR | TEAM | GP | GS | TACKLES | | | | | INTERCEPTIONS | | | | | ST | | | MISC | | | | | | | | | | |
|-------------------|--------|----------|----------|-----------|----------|----------|----------|----------|---------------|------------|----------|----------|----------|----------|----------|----------|----------|----------|----------|----------|----------|----------|----------|----------|----------|----------|----------|
| | | | | TK | S | A | TFL | YDS | SK | YDS | QBH | NO | YDS | LG | TD | PD | FF | FR | TD | YDS | TK | S | A | FF | FR | S | A |
| 2022 | Giants | 2 | 2 | 16 | 8 | 8 | 1 | 1 | 1.0 | 6.0 | 0 | 0 | 0 | 0 | 0 | 2 | 1 | 0 | 0 | 0 | 0 | 0 | 0 | 0 | 0 | 0 | 0 |
| NFL TOTALS | | 2 | 2 | 16 | 8 | 8 | 1 | 1 | 1.0 | 6.0 | 0 | 0 | 0 | 0 | 0 | 2 | 1 | 0 | 0 | 0 | 0 | 0 | 0 | 0 | 0 | 0 | 0 |

SINGLE-GAME HIGHS: DEFENSIVE

| | | | |
|------------------------|--|----------------------------------|---|
| Total Tackles | 13 at Washington Commanders, Nov 19, 2023 10 at Philadelphia Eagles, Dec 25, 2023 ...3 more at 10. | Fumble Recoveries | 1 vs. Green Bay Packers, Dec 11, 2023 1 at Washington Commanders, Nov 19, 2023 |
| Solo Tackles | 8 at Washington Commanders, Nov 19, 2023 8 at Dallas Cowboys, Nov 12, 2023 | Tackles For Loss | 1 vs. Los Angeles Rams, Dec 31, 2023 1 at Washington Commanders, Nov 19, 2023 ...4 more at 1. |
| Sacks | 1.0 at Seattle Seahawks, Oct 30, 2022 0.5 at Philadelphia Eagles, Dec 25, 2023 | Interceptions | 2 vs. Philadelphia Eagles, Jan 07, 2024 2 vs. Las Vegas Raiders, Nov 07, 2021 ...1 more at 2. |
| Passes Defensed | 3 vs. Philadelphia Eagles, Jan 07, 2024 2 vs. New England Patriots, Nov 26, 2023 ...7 more at 2. | Interception Return Yards | 41 vs. Las Vegas Raiders, Nov 07, 2021 23 vs. Los Angeles Rams, Oct 17, 2021 |
| Forced Fumbles | 1 at Miami Dolphins, Oct 08, 2023 1 at Jacksonville Jaguars, Oct 23, 2022 | Special Teams Tackles | 1 vs. Chicago Bears, Oct 02, 2022 1 at Cincinnati Bengals, Nov 29, 2020 |

2024 GXG REGULAR SEASON (PACKERS)

| DATE | OPPONENT | P/S | TK | S | A | SK | YDS | INT | PD | FF | FR |
|--------------------|-----------|-----|----------|----------|----------|----------|----------|----------|----------|----------|----------|
| 09/06 | at Eagles | S | 4 | 3 | 1 | 0 | 0 | 0 | 1 | 1 | 0 |
| 2024 TOTALS | | 1-1 | 4 | 3 | 1 | 0 | 0 | 0 | 1 | 1 | 0 |

BO MELTON

80

WIDE RECEIVER
RUTGERS

First NFL Season | First Packers Season



Ht: 5-11 | Wt: 189 | Born: May 18, 1999 | NFL Games Played/Started: 6/1 | Acquired: FA-22 (PS-Sea.)

AT A GLANCE

- » Appeared in five games with one start for the Packers last season, posting 16 receptions for 218 yards (13.6 avg.) and a TD along with three carries for 21 yards (7.0 avg.).
- » Made his first NFL start at Minnesota in Week 17 and posted a career-high six catches for a career-best 105 yards (17.5 avg.) and a TD, becoming the first Packer to post 100-plus receiving yards and a receiving TD in his first NFL start since WR Jarrett Boykin in 2013.
- » Was signed to Green Bay's active roster from Seattle's practice squad on Dec. 27, 2022.
- » Was selected by the Seahawks in the seventh round (No. 229 overall) of the 2022 NFL Draft, the first WR from Rutgers to be drafted since Leonte Carroo (third round) by the Miami Dolphins in 2016.
- » Appeared in 56 games with 42 starts in five seasons at Rutgers (2017-21), finishing his career ranked No. 3 in school history in games played, No. 6 in receptions (164), tied for No. 8 in 100-yard receiving games (five) and No. 10 in receiving yards (2,011).

2024 SEASON: At Philadelphia (Sept. 6): Appeared on eight plays on offense and nine on special teams.

BO MELTON'S NFL REGULAR-SEASON RECEIVING STATISTICS

| DATE | TEAM | GP | GS | RECEIVING | | | | |
|-------------------|---------|----------|----------|-----------|------------|-------------|-----------|----------|
| | | | | NO. | YDS. | AVG. | LG | TD |
| 2023 | Packers | 5 | 1 | 16 | 218 | 13.6 | 37 | 1 |
| 2024 | Packers | 1 | 0 | 0 | 0 | 0.0 | 0 | 0 |
| NFL TOTALS | | 6 | 1 | 16 | 218 | 13.6 | 37 | 1 |

BO MELTON'S NFL POSTSEASON RECEIVING STATISTICS

| DATE | TEAM | GP | GS | RECEIVING | | | | |
|-------------------|---------|----------|----------|-----------|-----------|-------------|------------|----------|
| | | | | NO. | YDS. | AVG. | LG | TD |
| 2023 | Packers | 2 | 0 | 2 | 26 | 13.0 | 19t | 1 |
| NFL TOTALS | | 2 | 0 | 2 | 26 | 13.0 | 19t | 1 |

SINGLE-GAME HIGHS: RUSHING/RECEIVING

| | |
|--------------------------|---|
| Rush Attempts | 2 vs. Chicago Bears, Jan 07, 2024 1 at Carolina Panthers, Dec 24, 2023 |
| Rushing Yards | 14 vs. Chicago Bears, Jan 07, 2024 7 at Carolina Panthers, Dec 24, 2023 |
| Longest Runs | 12 vs. Chicago Bears, Jan 07, 2024 7 at Carolina Panthers, Dec 24, 2023 |
| Receptions | 6 at Minnesota Vikings, Dec 31, 2023 5 vs. Chicago Bears, Jan 07, 2024 |
| Receiving Yards | 105 at Minnesota Vikings, Dec 31, 2023 62 vs. Chicago Bears, Jan 07, 2024 |
| Receiving Average | 17.5 at Minnesota Vikings, Dec 31, 2023 12.4 vs. Chicago Bears, Jan 07, 2024 |

| | |
|------------------------------|--|
| Longest Receptions | 37 at Minnesota Vikings, Dec 31, 2023 28 at Minnesota Vikings, Dec 31, 2023 |
| Receiving TDs | 1 at Minnesota Vikings, Dec 31, 2023 |
| Special Teams Tackles | 1 at Minnesota Vikings, Dec 31, 2023 |
| Most TDs | 1 at Minnesota Vikings, Dec 31, 2023 |
| Scrimmage Yards | 105 at Minnesota Vikings, Dec 31, 2023 76 vs. Chicago Bears, Jan 07, 2024 |

2024 GXG REGULAR SEASON (PACKERS)

| DATE | OPPONENT | P/S | RECEIVING | | | | | | RUSHING | | | | | |
|--------------------|-----------|-----|------------|----------|----------|------------|----------|----------|----------|----------|------------|----------|----------|----------|
| | | | NO. | YDS. | AVG. | LG | TD | NO. | YDS. | AVG. | LG | TD | | |
| 09/06 | at Eagles | P | 0 | 0 | 0.0 | 0 | 0 | 0 | 0 | 0 | 0.0 | 0 | 0 | 0 |
| 2024 TOTALS | | | 1-0 | 0 | 0 | 0.0 | 0 | 0 | 0 | 0 | 0.0 | 0 | 0 | 0 |

JACOB MONK 62

CENTER/GUARD
DUKE

Rookie



Ht: 6-3 | Wt: 308 | Born: June 4, 2001 | NFL Games Played/Started: 1/0 | Acquired: D5a-24

AT A GLANCE

- » Appeared in 59 games with 58 starts in his five seasons at Duke, opening games at three different spots on the offensive line (34 at right guard, 12 at center, 12 at right tackle).
- » Earned second-team All-Atlantic Coast honors in 2023 and twice earned All-ACC honorable mention (2021-22) while also being a two-time team captain (2022-23).
- » Anchored an offensive line that helped the Blue Devils rank tied for No. 24 in the nation in sacks allowed per game in 2023 (1.31, 17 sacks in 13 games).
- » In 2022, helped clear the way for Duke to register a school-record 31 rushing TDs as the Blue Devils also ranked No. 1 in the ACC in sacks allowed (17).
- » In 2019, became the first true freshman to start a season opener on the offensive line for Duke since Bryan Morgan in 2007.
- » Selected by the Packers with the first of two picks in the fifth round (No. 163 overall) of the 2024 NFL Draft, becoming the first offensive lineman from Duke to be drafted by Green Bay.
- » Was a three-year team captain and a three-time all-conference selection at Corinth Holders High School in Wendell, N.C.

2024 SEASON: At Philadelphia (Sept. 6): Appeared on seven plays on special teams in his NFL debut.

JACOB MONK'S NFL REGULAR-SEASON STATISTICS

| DATE | TEAM | GP | GS |
|-------------------|---------|----------|----------|
| 2024 | Packers | 1 | 0 |
| NFL TOTALS | | 1 | 0 |

2024 GXG REGULAR SEASON (PACKERS)

| DATE | OPPONENT | P/S |
|--------------------|-----------|------------|
| 09/06 | at Eagles | P |
| 2024 TOTALS | | 1-0 |

JORDAN MORGAN

77

TACKLE/GUARD
ARIZONA



Rookie



Ht: 6-5 | Wt: 311 | Born: August 4, 2001 | NFL Games Played/Started: 1/0 | Acquired: D1-24

AT A GLANCE

- » Appeared in 41 games with 37 starts at left tackle during his five seasons at the University of Arizona, starting all 33 games he played in over his final three seasons.
- » Earned first-team All-Pacific-12 honors from *The Associated Press* and from the coaches in 2023, helping the Wildcats rank No. 20 in the nation in total offense (448.0 ypg), No. 8 in passing offense (308.3 ypg) and No. 18 in scoring offense (34.6 ppg).
- » Allowed only two sacks in 787 snaps of work in 2023 as he led the Arizona offensive line in total blocking grade (84.3), run-blocking grade (77.0) and pass-blocking grade (87.3), per Pro Football Focus.
- » Helped the Wildcats post a 10-3 record in 2023, a nine-win improvement from 2021, the largest win improvement over two years in the history of the program.
- » Started all 10 games he played in at LT during the 2022 season, taking home first-team AP All-Pac-12 recognition after allowing just one sack in 670 snaps of action and helping Arizona rank No. 6 in the nation in passing offense (318.4 ypg).
- » Selected by the Packers in the first round (No. 25 overall) of the 2024 NFL Draft, the first offensive lineman from the University of Arizona to be picked in the first round since John Fina (No. 27 overall) by Buffalo in 1992.
- » Earned all-state honors at Marana High School (Tucson, Ariz.), helping lead the team to three consecutive appearances in the state playoffs (2016-18).

2024 SEASON: At Philadelphia (Sept. 6): Rotated with Sean Rhyan at RG, appearing on 28 of 67 snaps as he played one out of every three series.

JORDAN MORGAN'S NFL REGULAR-SEASON STATISTICS

| DATE | TEAM | GP | GS |
|-------------------|---------|----------|----------|
| 2024 | Packers | 1 | 0 |
| NFL TOTALS | | 1 | 0 |

2024 GXG REGULAR SEASON (PACKERS)

| DATE | OPPONENT | P/S |
|--------------------|-----------|------------|
| 09/06 | at Eagles | P |
| 2024 TOTALS | | 1-0 |

ARRON MOSBY 53

DEFENSIVE LINEMAN
FRESNO STATE

Second NFL Season | First Packers Season



Ht: 6-3 | Wt: 250 | Born: April 13, 1999 | NFL Games Played/Started: 3/0 | Acquired: W-23 (Car.)

AT A GLANCE

- » Second-year player out of Fresno State, originally signed with the Carolina Panthers as an undrafted free agent in 2022.
- » He spent his rookie season on the Panthers' practice squad and active roster, appearing in three games.
- » In college, Mosby played in 58 games over five seasons with the Bulldogs (2017-21). As a senior, he led the team with 15.5 tackles for a loss, tied for the sixth most in a season in program history.

2024 SEASON: At Philadelphia (Sept. 6): Inactive.

ARRON MOSBY'S NFL REGULAR-SEASON DEFENSIVE STATISTICS

| YEAR | TEAM | GP | GS | TACKLES | | | | | INTERCEPTIONS | | | | | | | ST | | | | MISC | | | | | | |
|------------|----------|----|----|---------|---|---|-----|-----|---------------|-----|-----|----|-----|----|----|----|----|----|----|------|----|---|---|----|----|---|
| | | | | TK | S | A | TFL | YDS | SK | YDS | QBH | NO | YDS | LG | TD | PD | FF | FR | TD | YDS | TK | S | A | FF | FR | S |
| 2022 | Panthers | 3 | 0 | 1 | 1 | 0 | 0 | 0.0 | 0.0 | 0 | 0 | 0 | 0 | 0 | 0 | 0 | 0 | 0 | 0 | 0 | 0 | 0 | 0 | 0 | 0 | 0 |
| NFL TOTALS | | 3 | 0 | 1 | 1 | 0 | 0 | 0.0 | 0.0 | 0 | 0 | 0 | 0 | 0 | 0 | 0 | 0 | 0 | 0 | 0 | 0 | 0 | 0 | 0 | 0 | |

2024 GXG REGULAR SEASON (PACKERS)

| DATE | OPPONENT | P/S | TK | S | A | SK | YDS | INT | PD | FF | FR | |
|-------------|-----------|-----|----------|---|---|----|-----|-----|----|----|----|--|
| 09/06 | at Eagles | | INACTIVE | | | | | | | | | |
| 2024 TOTALS | | | 0 | 0 | 0 | 0 | 0.0 | 0 | 0 | 0 | 0 | |

LUKE MUSGRAVE

88

TIGHT END
OREGON STATE



Second NFL Season | Second Packers Season



Ht: 6-6 | Wt: 253 | Born: September 2, 2000 | NFL Games Played/Started: 12/10 | Acquired: D2a-23

AT A GLANCE

- » Tied the franchise rookie record (Bubba Franks, 2000) for the most receptions by a tight end with 34 despite missing six contests due to injury last season.
- » Finished with 352 receiving yards last season, good for No. 3 among rookie TEs in team history behind only Franks (363 in 2000) and Tucker Kraft (355 in 2023).
- » Ranked No. 3 in the NFL among rookie tight ends in receptions and yards per reception (min. 20 rec.) and No. 4 in receiving yards in 2023.
- » Ranked No. 2 among Pacific-12 tight ends and No. 8 among tight ends in the Power Five in yards per reception (14.3) in 2021-22.
- » Set career highs in games played (13), games started (nine), receptions (22) and receiving yards (304) in 2021. Also blocked a punt and returned it 27 yards for a TD.
- » Became the highest-drafted tight end out of Oregon State in school history and was the highest-drafted TE by Green Bay since Franks (first round, No. 14 overall) in 2000.

2024 SEASON: At Philadelphia (Sept. 6): Appeared on 17 plays on offense.

LUKE MUSGRAVE'S NFL REGULAR-SEASON RECEIVING STATISTICS

| DATE | TEAM | GP | GS | RECEIVING | | | | |
|-------------------|---------|-----------|-----------|-----------|------------|-------------|-----------|----------|
| | | | | NO. | YDS. | AVG. | LG | TD |
| 2023 | Packers | 11 | 9 | 34 | 352 | 10.4 | 37 | 1 |
| 2024 | Packers | 1 | 1 | 0 | 0 | 0.0 | 0 | 0 |
| NFL TOTALS | | 12 | 10 | 34 | 352 | 10.4 | 37 | 1 |

LUKE MUSGRAVE'S NFL POSTSEASON RECEIVING STATISTICS

| DATE | TEAM | GP | GS | RECEIVING | | | | |
|-------------------|---------|----------|----------|-----------|-----------|-------------|------------|----------|
| | | | | NO. | YDS. | AVG. | LG | TD |
| 2023 | Packers | 2 | 1 | 6 | 66 | 11.0 | 38t | 1 |
| NFL TOTALS | | 2 | 1 | 6 | 66 | 11.0 | 38t | 1 |

SINGLE-GAME HIGHS: RECEIVING

| | | | |
|--------------------|---|-----------------|---|
| Receptions | 6 at Las Vegas Raiders, Oct 09, 2023 | Receiving TDs | 1 vs. Los Angeles Rams, Nov 05, 2023 |
| | 6 vs. New Orleans Saints, Sep 24, 2023 | Most TDs | 1 vs. Los Angeles Rams, Nov 05, 2023 |
| Receiving Yards | 64 at Pittsburgh Steelers, Nov 12, 2023 | Scrimmage Yards | 64 at Pittsburgh Steelers, Nov 12, 2023 |
| | 51 vs. Los Angeles Rams, Nov 05, 2023 | | 51 vs. Los Angeles Rams, Nov 05, 2023 |
| Receiving Average | 17.0 vs. Los Angeles Rams, Nov 05, 2023 | | |
| | 16.7 at Chicago Bears, Sep 10, 2023 | | |
| Longest Receptions | 37 at Chicago Bears, Sep 10, 2023 | | |
| | 36 at Pittsburgh Steelers, Nov 12, 2023 | | |

2024 GXG REGULAR SEASON (PACKERS)

| DATE | OPPONENT | P/S | RECEIVING | | | | | | RUSHING | | | | | |
|--------------------|-----------|------------|-----------|----------|------------|----------|----------|----------|----------|------------|----------|----------|----------|--|
| | | | NO. | YDS. | AVG. | LG | TD | NO. | YDS. | AVG. | LG | TD | | |
| 09/06 | at Eagles | S | 0 | 0 | 0.0 | 0 | 0 | 0 | 0 | 0.0 | 0 | 0 | 0 | |
| 2024 TOTALS | | 1-1 | 0 | 0 | 0.0 | 0 | 0 | 0 | 0 | 0.0 | 0 | 0 | 0 | |

JOSH MYERS

71

CENTER/GUARD
OHIO STATE

Fourth NFL Season | Fourth Packers Season



Ht: 6-5 | Wt: 310 | Born: July 16, 1998 | NFL Games Played/Started: 41/41 | Acquired: D2-21

AT A GLANCE

- » Started all 34 games at center in 2022-23, one of only two offensive linemen on the Packers (G Jon Runyan) to open every game over that span.
- » Was one of only six centers in the NFL (Jake Brendel, Mason Cole, Jason Kelce, Robert Hainsey, Luke Fortner) to start all 34 regular-season games over the past two seasons.
- » Part of a line that allowed just 62 sacks in 2022-23, tied for No. 4 in the NFL over that span.
- » Started all 17 games at center in 2022 and appeared on a team-high 1,047 offensive snaps.
- » In 2021, joined Corey Linsley (2014) as the only rookies to start at center for the Packers in the season opener since the 1970 AFL-NFL merger.
- » Played in 31 games in three years (2018-20) at Ohio State and started his final 21 contests at center for the Buckeyes. Was a part of teams that only lost one game each season he played, won three Big Ten titles and appeared in back-to-back College Football Playoffs (2019-20).
- » In 2020, earned second-team All-America honors from Sporting News and first-team All-Big Ten recognition from the coaches.

2024 SEASON: At Philadelphia (Sept. 6): Started at C and played 65 of 67 snaps, missing the final two plays due to injury. Helped protect QB Jordan Love as he was sacked just once on the evening and cleared holes for Green Bay to register 163 rushing yards on just 21 carries (7.8 avg.).

JOSH MYERS' NFL REGULAR-SEASON STATISTICS

| DATE | TEAM | GP | GS |
|-------------------|---------|-----------|-----------|
| 2021 | Packers | 6 | 6 |
| 2022 | Packers | 17 | 17 |
| 2023 | Packers | 17 | 17 |
| 2024 | Packers | 1 | 1 |
| NFL TOTALS | | 41 | 41 |

JOSH MYERS' NFL POSTSEASON STATISTICS

| DATE | TEAM | GP | GS |
|-------------------|---------|----------|----------|
| 2021 | Packers | 1 | 1 |
| 2023 | Packers | 2 | 2 |
| NFL TOTALS | | 3 | 3 |

2024 GXG REGULAR SEASON (PACKERS)

| DATE | OPPONENT | P/S |
|--------------------|-----------|------------|
| 09/06 | at Eagles | S |
| 2024 TOTALS | | 1-1 |

BRAYDEN NARVESON

44

KICKER
NORTH CAROLINA STATE



Rookie



Ht: 5-11 | Wt: 209 | Born: September 28, 1999 | NFL Games Played/Started: 1/0 | Acquired: W-24 (Ten.)

AT A GLANCE

- » Originally signed by the Titans as an undrafted free agent on May 10, 2024, but was released following training camp. In the preseason, he connected on 6 of 7 field goals and made both extra point attempts for Tennessee.
- » Appeared in 57 games during his collegiate career, playing his final season at N.C. State (2023) after three seasons (2020-22) at Western Kentucky and two seasons at Iowa State (2018-19).
- » Scored 409 points overall, converting 71 of 91 field goal attempts and all 196 extra point attempts in his college career.
- » Named a first team all-district, all-region and all-state honoree as a senior at Desert Mountain (Scottsdale, Ariz.) High School.

2024 SEASON: At Philadelphia (Sept. 6): Made three field goals (31, 23, 26) and both his extra points in his NFL debut. Connected on 31- and 23-yard FGs in the first quarter and added a 26-yard FG in the fourth quarter. Posted five touchbacks on seven kickoffs.

BRAYDEN NARVESON'S NFL REGULAR-SEASON KICKING STATISTICS

| DATE | TEAM | GP | FGM | FGA | PCT. | LG | XP | XPA | PCT. | BLK | PTS |
|-------------------|---------|----------|----------|----------|-------------|-----------|----------|----------|--------------|----------|-----------|
| 2024 | Packers | 1 | 3 | 4 | 75.0 | 31 | 2 | 2 | 100.0 | 0 | 11 |
| NFL TOTALS | | 1 | 3 | 4 | 75.0 | 31 | 2 | 2 | 100.0 | 0 | 11 |

BRAYDEN NARVESON'S NFL REGULAR-SEASON FIELD-GOAL ACCURACY STATISTICS

| DATE | TEAM | 1-19 | PCT. | 20-29 | PCT. | 30-39 | PCT. | 40-49 | PCT. | 50+ | PCT. |
|-------------------|---------|------------|------------|------------|--------------|------------|--------------|------------|------------|------------|------------|
| 2024 | Packers | 0-0 | 0.0 | 2-2 | 100.0 | 1-1 | 100.0 | 0-1 | 0.0 | 0-0 | 0.0 |
| NFL TOTALS | | 0-0 | 0.0 | 2-2 | 100.0 | 1-1 | 100.0 | 0-1 | 0.0 | 0-0 | 0.0 |

2024 GXG REGULAR SEASON (PACKERS)

| DATE | OPPONENT | P | FIELD GOALS | | | | EXTRA POINTS | | | | |
|--------------------|-----------|----------|-------------|----------|-------------|-----------|--------------|----------|--------------|----------|-----------|
| | | | FGM | FGA | PCT | LG | XP | XPA | PCT | BLK | PTS |
| 09/06 | at Eagles | P | 3 | 4 | 75.0 | 31 | 2 | 2 | 100.0 | 0 | 11 |
| 2024 TOTALS | | 1 | 3 | 4 | 75.0 | 31 | 2 | 2 | 100.0 | 0 | 11 |

KEISEAN NIXON

25

CORNERBACK
SOUTH CAROLINA

Sixth NFL Season | Third Packers Season



Ht: 5-10 | Wt: 200 | Born: June 22, 1997 | NFL Games Played/Started: 75/19 | Acquired: FA-22

AT A GLANCE

- » First name is pronounced KEY-shawn.
- » Became the fourth kick returner to be named first-team All-Pro by *The Associated Press* in back-to-back years (2022-23), joining Cordarrelle Patterson (2019-20), Devin Hester (2006-07) and Mel Gray (1990-91). Was the first packer to earn a spot on the AP All-Pro team at KR since the position was added in 1976.
- » Was also named to the All-NFL and All-NFC teams as a kick returner by the Pro Football Writers of America in both 2022 and 2023, and in 2023 he was selected to the NFLPA Players' All-Pro team as a kick returner. Became just the second kick returner in franchise history to be selected to the All-NFL team by the PFWA (KR Roell Preston in 1998).
- » In 2022-23, joined Al Carmichael (1956-57) as the only players in team history to lead the NFL in kickoff return yards in back-to-back seasons (min. 20 att.).
- » Ranked No. 2 in the NFL with an average of 28.83 yards per kickoff return in 2022, the best single-season mark in franchise history among players with 30-plus kickoff returns.
- » Spent the first three years of his career (2019-21) with the Raiders, appearing in 40 games with two starts.
- » Played two years at the University of South Carolina after transferring from Arizona Western College (Yuma, Ariz.), where he earned second-team All-America honors.

2024 SEASON: At Philadelphia (Sept. 6): Saw action on 52 defensive snaps, recording six tackles (one solo), his first career full sack, two tackles for a loss, two quarterback hits and a pass defended. Brought down QB Jalen Hurts for a loss of 6 yards on first down near the end of the first half to help hold the Eagles to a field goal. Broke up a pass intended for WR Jahan Dotson early in the fourth quarter. Also appeared on 12 special teams snaps, returning one kickoff for 24 yards (24.0 avg.) in the fourth quarter.

REGULAR-SEASON COMPARISON: DEFENSIVE - INDIANAPOLIS COLTS

| DATE | OPP | W/L | GP/GS | TACKLES | | | | | | | INT | TFL | PD | QBH | TD | MISC | |
|---------------|------------|-----|-------|---------|------|------|------|------|-----|----|-----|-----|----|-----|----|------|---|
| | | | | TOT | SOLO | ASST | SACK | YDS. | FF | FR | | | | | | | |
| 9/29/19 | OAK @ IND | W | P | 0 | 0 | 0 | 0 | 0.0 | 0.0 | 0 | 0 | 0 | 0 | 0 | 0 | 0 | 0 |
| 12/13/20 | LV vs. IND | L | P | 0 | 0 | 0 | 0 | 0.0 | 0.0 | 0 | 0 | 0 | 0 | 0 | 0 | 0 | 0 |
| 1/2/22 | LV @ IND | W | P | 0 | 0 | 0 | 0 | 0.0 | 0.0 | 0 | 0 | 0 | 0 | 0 | 0 | 0 | 0 |
| TOTALS | | 2/1 | 3/0 | 0 | 0 | 0 | 0 | 0.0 | 0.0 | 0 | 0 | 0 | 0 | 0 | 0 | 0 | 0 |

REGULAR-SEASON COMPARISON: KICK RETURNS - INDIANAPOLIS COLTS

| DATE | OPP | W/L | GP/GS | NO. | YDS. | AVG. | LG | TD |
|---------------|------------|-----|-------|-----|------|------|----|----|
| 9/29/19 | OAK @ IND | W | P | 0 | 0 | 0 | 0 | 0 |
| 12/13/20 | LV vs. IND | L | P | 0 | 0 | 0 | 0 | 0 |
| 1/2/22 | LV @ IND | W | P | 0 | 0 | 0 | 0 | 0 |
| TOTALS | | 2/1 | 3/0 | 0 | 0 | 0 | 0 | 0 |

REGULAR-SEASON COMPARISON: PUNT RETURNS - INDIANAPOLIS COLTS

| DATE | OPP | W/L | GP/GS | NO. | YDS. | AVG. | LG | TD |
|---------------|------------|-----|-------|-----|------|------|----|----|
| 9/29/19 | OAK @ IND | W | P | 0 | 0 | 0 | 0 | 0 |
| 12/13/20 | LV vs. IND | L | P | 0 | 0 | 0 | 0 | 0 |
| 1/2/22 | LV @ IND | W | P | 0 | 0 | 0 | 0 | 0 |
| TOTALS | | 2/1 | 3/0 | 0 | 0 | 0 | 0 | 0 |

KEISEAN NIXON'S NFL REGULAR-SEASON DEFENSIVE STATISTICS

| YEAR | TEAM | GP | GS | TK | S | A | TACKLES | | | | | INTERCEPTIONS | | | | | | | ST | | | MISC | | | | | | | |
|-------------------|---------|----|----|-----|----|----|---------|-----|-----|------|-----|---------------|-----|----|----|----|----|----|----|----|-----|------|----|----|----|---|---|---|---|
| | | | | | | | TFL | YDS | SK | YDS | QBH | NO | YDS | LG | TD | PD | FF | FR | FR | TD | YDS | TK | S | A | FF | S | A | | |
| 2019 | Raiders | 14 | 0 | 3 | 3 | 0 | 0 | 0.0 | 0.0 | 0 | 0 | 0 | 0 | 0 | 0 | 0 | 0 | 0 | 0 | 0 | 0 | 0 | 9 | 9 | 0 | 0 | 0 | 0 | 0 |
| 2020 | Raiders | 15 | 1 | 9 | 6 | 3 | 0 | 0.0 | 0.0 | 1 | 0 | 0 | 0 | 0 | 0 | 0 | 0 | 0 | 0 | 0 | 0 | 0 | 5 | 3 | 2 | 0 | 0 | 0 | 0 |
| 2021 | Raiders | 11 | 1 | 8 | 6 | 2 | 0 | 0.0 | 0.0 | 1 | 0 | 0 | 0 | 0 | 0 | 0 | 0 | 0 | 0 | 0 | 0 | 0 | 4 | 1 | 3 | 0 | 0 | 0 | 0 |
| 2022 | Packers | 17 | 4 | 17 | 14 | 3 | 1 | 2.0 | 0.0 | 0 | 1 | 1 | 1 | 0 | 2 | 1 | 0 | 0 | 0 | 0 | 0 | 0 | 6 | 4 | 2 | 0 | 0 | 0 | 0 |
| 2023 | Packers | 17 | 13 | 79 | 58 | 21 | 3 | 8 | 0.5 | 4.0 | 1 | 1 | 2 | 2 | 0 | 6 | 0 | 0 | 0 | 0 | 0 | 0 | 1 | 1 | 0 | 0 | 2 | 0 | 0 |
| 2024 | Packers | 1 | 0 | 7 | 6 | 1 | 2 | 9 | 1.0 | 6.0 | 2 | 0 | 0 | 0 | 1 | 0 | 0 | 0 | 0 | 0 | 0 | 0 | 0 | 0 | 0 | 0 | 0 | 0 | 0 |
| NFL TOTALS | | 75 | 19 | 123 | 93 | 30 | 6 | 19 | 1.5 | 10.0 | 5 | 2 | 3 | 2 | 0 | 10 | 1 | 0 | 0 | 0 | 0 | 0 | 25 | 18 | 7 | 0 | 2 | 0 | 0 |

KEISEAN NIXON'S NFL POSTSEASON DEFENSIVE STATISTICS

| YEAR | TEAM | GP | GS | TK | S | A | TACKLES | | | | | INTERCEPTIONS | | | | | | | ST | | | MISC | | | | | | | |
|-------------------|---------|----|----|----|----|---|---------|-----|-----|-----|-----|---------------|-----|----|----|----|----|----|----|----|-----|------|---|---|----|---|---|---|---|
| | | | | | | | TFL | YDS | SK | YDS | QBH | NO | YDS | LG | TD | PD | FF | FR | FR | TD | YDS | TK | S | A | FF | S | A | | |
| 2021 | Raiders | 1 | 0 | 0 | 0 | 0 | 0 | 0.0 | 0.0 | 0 | 0 | 0 | 0 | 0 | 0 | 0 | 0 | 0 | 0 | 0 | 0 | 0 | 2 | 0 | 2 | 0 | 0 | 0 | 0 |
| 2023 | Packers | 2 | 1 | 16 | 10 | 6 | 1 | 6 | 1.0 | 6.0 | 1 | 0 | 0 | 0 | 0 | 2 | 0 | 0 | 0 | 0 | 0 | 0 | 0 | 0 | 0 | 0 | 0 | 0 | 0 |
| NFL TOTALS | | 3 | 1 | 16 | 10 | 6 | 1 | 6 | 1.0 | 6.0 | 1 | 0 | 0 | 0 | 0 | 2 | 0 | 0 | 0 | 0 | 0 | 0 | 2 | 0 | 2 | 0 | 0 | 0 | 0 |

KEISEAN NIXON'S NFL REGULAR-SEASON RETURN STATISTICS

| DATE | TEAM | KICKOFF RETURNS | | | | | PUNT RETURNS | | | | | |
|-------------------|---------|-----------------|--------------|-------------|-------------|----------|--------------|----------|------------|------------|-----------|----------|
| | | RET. | YDS. | AVG. | LG | TD | NO. | FC | YDS. | AVG. | LG | TD |
| 2019 | Raiders | 3 | 63 | 21.0 | 26 | 0 | 0 | 0 | 0 | 0.0 | 0 | 0 |
| 2020 | Raiders | 3 | 21 | 7.0 | 18 | 0 | 0 | 0 | 0 | 0.0 | 0 | 0 |
| 2021 | Raiders | 0 | 0 | 0.0 | 0 | 0 | 0 | 0 | 0 | 0.0 | 0 | 0 |
| 2022 | Packers | 35 | 1,009 | 28.8 | 105t | 1 | 11 | 0 | 140 | 12.7 | 24 | 0 |
| 2023 | Packers | 30 | 782 | 26.1 | 51 | 0 | 14 | 1 | 95 | 6.8 | 34 | 0 |
| 2024 | Packers | 1 | 24 | 24.0 | 24 | 0 | 0 | 0 | 0 | 0.0 | 0 | 0 |
| NFL TOTALS | | 72 | 1,899 | 26.4 | 105t | 1 | 25 | 1 | 235 | 9.4 | 34 | 0 |

KEISEAN NIXON'S NFL POSTSEASON RETURN STATISTICS

| DATE | TEAM | KICKOFF RETURNS | | | | | PUNT RETURNS | | | | | |
|-------------------|---------|-----------------|-----------|-------------|-----------|----------|--------------|----------|----------|------------|----------|----------|
| | | RET. | YDS. | AVG. | LG | TD | NO. | FC | YDS. | AVG. | LG | TD |
| 2021 | Raiders | 0 | 0 | 0.0 | 0 | 0 | 0 | 0 | 0 | 0.0 | 0 | 0 |
| 2023 | Packers | 2 | 97 | 48.5 | 73 | 0 | 0 | 0 | 0 | 0.0 | 0 | 0 |
| NFL TOTALS | | 2 | 97 | 48.5 | 73 | 0 | 0 | 0 | 0 | 0.0 | 0 | 0 |

SINGLE-GAME HIGHS: DEFENSIVE

| | |
|------------------------|--|
| Total Tackles | 11 at Minnesota Vikings, Dec 31, 2023 7 at Philadelphia Eagles, Sep 06, 2024 ...3 more at 7. |
| Solo Tackles | 7 at Minnesota Vikings, Dec 31, 2023 6 at Philadelphia Eagles, Sep 06, 2024 ...3 more at 6. |
| Sacks | 1.0 at Philadelphia Eagles, Sep 06, 2024 0.5 at Minnesota Vikings, Dec 31, 2023 |
| Passes Defensed | 2 vs. Minnesota Vikings, Oct 29, 2023 1 at Philadelphia Eagles, Sep 06, 2024 ...7 more at 1. |

| | |
|--|---|
| Forced Fumbles | 1 at Tampa Bay Buccaneers, Sep 25, 2022 |
| Tackles For Loss | 2 at Philadelphia Eagles, Sep 06, 2024 1 at Minnesota Vikings, Dec 31, 2023 ...3 more at 1. |
| Interceptions | 1 vs. Kansas City Chiefs, Dec 03, 2023 1 at Chicago Bears, Dec 04, 2022 |
| Special Teams Fumble Recoveries | 1 at New York Giants, Dec 11, 2023 1 vs. Los Angeles Chargers, Nov 19, 2023 |

SINGLE-GAME HIGHS: SPECIAL TEAMS

| | |
|-------------------------------|---|
| Kickoff Returns | 5 at Pittsburgh Steelers, Nov 12, 2023 5 vs. Detroit Lions, Sep 28, 2023 ...3 more at 5. |
| Kickoff Return Yards | 172 at Philadelphia Eagles, Nov 27, 2022 139 at Pittsburgh Steelers, Nov 12, 2023 |
| Longest Kickoff Return | 105t vs. Minnesota Vikings, Jan 01, 2023 |
| Punt Return Yards | 93 at Miami Dolphins, Dec 25, 2022 38 vs. Detroit Lions, Jan 08, 2023 37 vs. Tennessee Titans, Nov 17, 2022 |
| Longest Punt Return | 34 vs. Detroit Lions, Sep 28, 2023 24 vs. Tennessee Titans, Nov 17, 2022 |

| | |
|-------------------------------|--|
| Punt Returns | 4 vs. Detroit Lions, Jan 08, 2023 2 at Carolina Panthers, Dec 24, 2023 ...5 more at 2. |
| Punt Return Average | 9.5 vs. Detroit Lions, Jan 08, 2023 |
| Kickoff Return Average | 34.4 at Philadelphia Eagles, Nov 27, 2022 27.8 at Pittsburgh Steelers, Nov 12, 2023 |
| Special Teams Tackles | 3 at Los Angeles Chargers, Dec 22, 2019 2 at Washington Commanders, Oct 23, 2022 ...3 more at 2. |

2024 GXG REGULAR SEASON (PACKERS)

| DATE | OPPONENT | P/S | TK | S | A | SK | YDS | INT | PD | FF | FR |
|--------------------|-----------|------------|----------|----------|----------|------------|------------|----------|----------|----------|----------|
| 09/06 | at Eagles | P | 7 | 6 | 1 | 1.0 | 6.0 | 0 | 1 | 0 | 0 |
| 2024 TOTALS | | 1-0 | 7 | 6 | 1 | 1.0 | 6.0 | 0 | 1 | 0 | 0 |

2024 GXG REGULAR SEASON (PACKERS)

| DATE | OPPONENT | P/S | RUSHING | | | | | RECEIVING | | | | |
|--------------------|-----------|------------|----------|----------|------------|----------|----------|-----------|----------|------------|----------|----------|
| | | | NO. | YDS. | AVG. | LG | TD | NO. | YDS. | AVG. | LG | TD |
| 09/06 | at Eagles | P | 0 | 0 | 0.0 | 0 | 0 | 0 | 0 | 0.0 | 0 | 0 |
| 2024 TOTALS | | 1-0 | 0 | 0 | 0.0 | 0 | 0 | 0 | 0 | 0.0 | 0 | 0 |

KITAN OLADAPO

27

SAFETY
OREGON STATE

Rookie



Ht: 6-2 | Wt: 216 | Born: October 10, 2000 | NFL Games Played/Started: 1/0 | Acquired: D5b-24

AT A GLANCE

- » Name is pronounced kuh-TAWN oh-luh-DAPP-oh.
- » Played in 46 games with 38 starts in five seasons (2019-23) at Oregon State, recording 248 tackles (145 solo), 15½ tackles for a loss, 6½ sacks, five QB hurries, three INTs, 27 passes defended, two forced fumbles and a fumble recovery.
- » Earned first-team All-America honors from Pro Football Focus and first-team All-Pacific-12 recognition from *The Associated Press* in 2023.
- » Started all 26 games over his final two seasons and finished No. 2 on the team in tackles in both of those seasons, including a career-best 80 tackles in 2022 on his way to earning first-team AP All-Pac-12 recognition.
- » Selected by the Packers with the second of two picks in the fifth round (No. 169 overall) of the 2024 NFL Draft, becoming just the second Oregon State defensive back to be drafted by the Packers (DB Tim Smith, eighth round in 1980).
- » Earned first-team all-state honors at Central Catholic High School (Portland Ore.), helping the Rams win a state title in 2017.

2024 SEASON: At Philadelphia (Sept. 6): Made his NFL debut, appearing on six special teams snaps.

KITAN OLADAPO'S NFL REGULAR-SEASON DEFENSIVE STATISTICS

| YEAR | TEAM | GP | GS | TACKLES | | | | | | | INTERCEPTIONS | | | | | | | ST | | | MISC | | | | | | | |
|------------|---------|----|----|---------|---|---|-----|-----|----|-----|---------------|----|-----|----|----|----|----|----|----|-----|------|---|---|----|----|---|---|---|
| | | | | TK | S | A | TFL | YDS | SK | YDS | QBH | NO | YDS | LG | TD | PD | FF | FR | TD | YDS | TK | S | A | FF | FR | S | A | |
| 2024 | Packers | 1 | 0 | 0 | 0 | 0 | 0 | 0 | 0 | 0.0 | 0.0 | 0 | 0 | 0 | 0 | 0 | 0 | 0 | 0 | 0 | 0 | 0 | 0 | 0 | 0 | 0 | 0 | 0 |
| NFL TOTALS | | 1 | 0 | 0 | 0 | 0 | 0 | 0 | 0 | 0.0 | 0.0 | 0 | 0 | 0 | 0 | 0 | 0 | 0 | 0 | 0 | 0 | 0 | 0 | 0 | 0 | 0 | 0 | 0 |

2024 GXG REGULAR SEASON (PACKERS)

| DATE | OPPONENT | P/S | TK | S | A | SK | YDS | INT | PD | FF | FR |
|-------------|-----------|-----|----|---|---|-----|-----|-----|----|----|----|
| 09/06 | at Eagles | P | 0 | 0 | 0 | 0.0 | 0.0 | 0 | 0 | 0 | 0 |
| 2024 TOTALS | | 1-0 | 0 | 0 | 0 | 0.0 | 0.0 | 0 | 0 | 0 | 0 |

MATT ORZECH

42

LONG SNAPPER
AZUSA PACIFIC

Fifth NFL Season | Second Packers Season



Ht: 6-3 | Wt: 245 | Born: April 12, 1995 | NFL Games Played/Started: 68/0 | Acquired: UFA (LAR)-23

AT A GLANCE

- » Last name is pronounced OR-zick.
- » Appeared in 67 regular-season games during his first four seasons in the league, handling snapping duties for all 17 contests for the Packers last season, for all 34 games for the Los Angeles Rams in 2021-22 and all 16 games for the Jacksonville Jaguars in 2019.
- » Helped Rams K Matt Gay connect on 60 of 64 field goals in 2021-22, a 93.8 percentage that ranked No. 2 in the NFL over that span.
- » Handled snapping duties for the Packers during both 2023 playoff contests and for the Rams for all four of their postseason games in 2021 as the team captured a world title with a win over the Cincinnati Bengals in Super Bowl LVI.
- » As a rookie with Jacksonville in 2019, helped K Josh Lambo set a single-season team record for field goals made (33) and P Logan Cooke lead the NFL with a franchise-record net punting average of 44.5 yards.
- » Played in 46 games with eight starts during his five seasons at Azusa Pacific (2013-15, 2017-18), seeing time at tight end and long snapper.

2024 SEASON: At Philadelphia (Sept. 6): Played 10 special teams snaps, handling the snapping duties for all punts and placements. Helped rookie K Brayden Narveson connect on three field goals (31, 23, 26) and two extra points in his NFL debut.

MATT ORZECH'S NFL REGULAR-SEASON STATISTICS

| DATE | TEAM | GP |
|-------------------|---------|-----------|
| 2019 | Jaguars | 16 |
| 2021 | Rams | 17 |
| 2022 | Rams | 17 |
| 2023 | Packers | 17 |
| 2024 | Packers | 1 |
| NFL TOTALS | | 68 |

MATT ORZECH'S NFL POSTSEASON STATISTICS

| DATE | TEAM | GP |
|-------------------|---------|----------|
| 2021 | Rams | 4 |
| 2023 | Packers | 2 |
| NFL TOTALS | | 6 |

2024 GXG REGULAR SEASON (PACKERS)

| DATE | OPPONENT | P/S |
|--------------------|-----------|----------|
| 09/06 | at Eagles | P |
| 2024 TOTALS | | 1 |

2024 GXG REGULAR SEASON (PACKERS)

| DATE | OPPONENT | P/S | RECEIVING | | | | | RUSHING | | | | |
|--------------------|-----------|------------|-----------|----------|------------|----------|----------|----------|----------|------------|----------|----------|
| | | | NO. | YDS. | AVG. | LG | TD | NO. | YDS. | AVG. | LG | TD |
| 09/06 | at Eagles | P | 0 | 0 | 0.0 | 0 | 0 | 0 | 0 | 0.0 | 0 | 0 |
| 2024 TOTALS | | 1-0 | 0 | 0 | 0.0 | 0 | 0 | 0 | 0 | 0.0 | 0 | 0 |

JAYDEN REED

11

WIDE RECEIVER
MICHIGAN STATE

Second NFL Season | Second Packers Season



Ht: 5-11 | Wt: 187 | Born: April 28, 2000 | NFL Games Played/Started: 17/13 | Acquired: D2b-23

AT A GLANCE

- » Set a franchise rookie record with 64 receptions in 2023, eclipsing WR Sterling Sharpe's mark of 55 catches in 1988.
- » Tied for the team lead with eight receiving TDs last season, the third most by a rookie in team history, and posted a team-best 793 receiving yards as he became the first rookie to lead the Packers in catches and receiving yards since Sharpe in 1988.
- » Became the first rookie in NFL history to post 100-plus rushing yards (119), multiple rushing TDs (two), 60-plus receptions, 750-plus receiving yards and eight-plus receiving TDs.
- » Was one of only three players in the NFL last season (Cowboys WR CeeDee Lamb, Raiders WR Jakobi Meyers) to post eight-plus receiving TDs and multiple rushing TDs and was just the third rookie WR in NFL history to hit those marks in a season (Ray Ramsey, 1947; Chase Claypool, 2020).
- » Played three seasons at Michigan State (2020-22), finishing his career ranked No. 6 in school history in receptions (147) and tied for No. 7 in TD catches (18).
- » Earned second-team All-Big Ten honors from the coaches as a receiver and third-team recognition as a kick/punt returner from the media in 2022.
- » Earned first-team All-America honors from the American Football Coaches Association as a junior in 2021 as an all-purpose player after leading the Big Ten in punt return TDs (two) and ranking No. 2 in the conference in all-purpose yards (128.8 ypg).

2024 SEASON: At Philadelphia (Sept. 6): Played 48 snaps and led the team with a career-high 138 yards on four receptions (34.5 avg.), highlighted by a career-long 70-yard TD catch with 5:11 remaining in the third quarter. It marked his second TD of the night as he posted a career-long 33-yard TD run early in the second quarter, becoming the first Packer since the 1970 AFL-NFL merger and just the fifth NFL player since 1970 to register a TD catch of 70-plus yards and a TD run of 30-plus yards in the same game. Became the first NFL player to post a TD catch of 30-plus yards and a TD run of 30-plus yards in a season opener since Browns RB Jim Brown in 1963. Became the first NFL wide receiver to record a TD run of 30-plus yards in back-to-back seasons since Eagles WR DeSean Jackson and Jets WR Brad Smith in 2009-10. Became the first Green Bay WR to register 135-plus receiving yards and 30-plus rushing yards in a game since Max McGee at Philadelphia on Nov. 11, 1962.

JAYDEN REED'S NFL REGULAR-SEASON RUSHING/RECEIVING STATISTICS

| DATE | TEAM | GP | GS | RECEIVING | | | | | RUSHING | | | | |
|-------------------|---------|-----------|-----------|-----------|------------|-------------|------------|----------|-----------|------------|-------------|------------|----------|
| | | | | NO. | YDS. | AVG. | LG | TD | NO. | YDS. | AVG. | LG | TD |
| 2023 | Packers | 16 | 13 | 64 | 793 | 12.4 | 59 | 8 | 11 | 119 | 10.8 | 32t | 2 |
| 2024 | Packers | 1 | 0 | 4 | 138 | 34.5 | 70t | 1 | 1 | 33 | 33.0 | 33t | 1 |
| NFL TOTALS | | 17 | 13 | 68 | 931 | 13.7 | 70t | 9 | 12 | 152 | 12.7 | 33t | 3 |

JAYDEN REED'S NFL POSTSEASON RUSHING/RECEIVING STATISTICS

| DATE | TEAM | GP | GS | RECEIVING | | | | | RUSHING | | | | |
|-------------------|---------|----------|----------|-----------|-----------|------------|-----------|----------|----------|----------|------------|----------|----------|
| | | | | NO. | YDS. | AVG. | LG | TD | NO. | YDS. | AVG. | LG | TD |
| 2023 | Packers | 2 | 1 | 4 | 35 | 8.8 | 27 | 0 | 1 | 9 | 9.0 | 9 | 0 |
| NFL TOTALS | | 2 | 1 | 4 | 35 | 8.8 | 27 | 0 | 1 | 9 | 9.0 | 9 | 0 |

JAYDEN REED'S NFL REGULAR-SEASON RETURN STATISTICS

| DATE | TEAM | NO. | FC | PUNT RETURNS | | | |
|-------------------|---------|-----------|-----------|--------------|------------|-----------|----------|
| | | | | YDS. | AVG. | LG | TD |
| 2023 | Packers | 11 | 14 | 94 | 8.5 | 35 | 0 |
| 2024 | Packers | 0 | 2 | 0 | 0.0 | 0 | 0 |
| NFL TOTALS | | 11 | 16 | 94 | 8.5 | 35 | 0 |

JAYDEN REED'S NFL POSTSEASON RETURN STATISTICS

| DATE | TEAM | NO. | FC | PUNT RETURNS | | | |
|-------------------|---------|----------|----------|--------------|------------|-----------|----------|
| | | | | YDS. | AVG. | LG | TD |
| 2023 | Packers | 2 | 4 | 16 | 8.0 | 12 | 0 |
| NFL TOTALS | | 2 | 4 | 16 | 8.0 | 12 | 0 |

SINGLE-GAME HIGHS: RUSHING/RECEIVING/RETURNS

| | | | |
|--------------------------|---|----------------------------|---|
| Rush Attempts | 4 at New York Giants, Dec 11, 2023 3 vs. Los Angeles Chargers, Nov 19, 2023 | Longest Receptions | 70t at Philadelphia Eagles, Sep 06, 2024 59 vs. Chicago Bears, Jan 07, 2024 |
| Rushing Yards | 46 vs. Los Angeles Chargers, Nov 19, 2023 38 at New York Giants, Dec 11, 2023 | Receiving TDs | 2 at Minnesota Vikings, Dec 31, 2023 2 at Atlanta Falcons, Sep 17, 2023 |
| Longest Runs | 33t at Philadelphia Eagles, Sep 06, 2024 32t vs. Los Angeles Chargers, Nov 19, 2023 | Punt Return Yards | 54 at Chicago Bears, Sep 10, 2023 22 vs. Los Angeles Rams, Nov 05, 2023 |
| Rushing TDs | 1 at New York Giants, Dec 11, 2023 1 vs. Los Angeles Chargers, Nov 19, 2023 | Longest Punt Return | 35 at Chicago Bears, Sep 10, 2023 22 vs. Los Angeles Rams, Nov 05, 2023 |
| Receptions | 8 at New York Giants, Dec 11, 2023 6 at Minnesota Vikings, Dec 31, 2023 ...1 more at 6. | Punt Returns | 3 at Chicago Bears, Sep 10, 2023 2 at New York Giants, Dec 11, 2023 ...1 more at 2. |
| Receiving Yards | 138 at Philadelphia Eagles, Sep 06, 2024 112 vs. Chicago Bears, Jan 07, 2024 | Most TDs | 2 at Philadelphia Eagles, Sep 06, 2024 2 at Minnesota Vikings, Dec 31, 2023 ...1 more at 2. |
| Receiving Average | 34.5 at Philadelphia Eagles, Sep 06, 2024 28.0 vs. Chicago Bears, Jan 07, 2024 | Scrimmage Yards | 171 at Philadelphia Eagles, Sep 06, 2024 112 vs. Chicago Bears, Jan 07, 2024 |

2024 GXG REGULAR SEASON (PACKERS)

| DATE | OPPONENT | P/S | RECEIVING | | | | | RUSHING | | | | |
|--------------------|-----------|------------|-----------|------------|-------------|------------|----------|----------|-----------|-------------|------------|----------|
| | | | NO. | YDS. | AVG. | LG | TD | NO. | YDS. | AVG. | LG | TD |
| 09/06 | at Eagles | P | 4 | 138 | 34.5 | 70t | 1 | 1 | 33 | 33.0 | 33t | 1 |
| 2024 TOTALS | | 1-0 | 4 | 138 | 34.5 | 70t | 1 | 1 | 33 | 33.0 | 33t | 1 |

SEAN RHYAN

75

GUARD
UCLA

Third NFL Season | Third Packers Season



Ht: 6-5 | Wt: 321 | Born: September 15, 2000 | NFL Games Played/Started: 14/1 | Acquired: D3-22

AT A GLANCE

- » Played in 12 contests for the Packers in 2023, splitting time at right guard with Jon Runyan for the final four regular-season games and both playoff contests.
- » Part of a line that did not allow a sack in the playoffs, the first time in franchise history that the Packers did not give up a sack in back-to-back games in a single postseason.
- » Selected by the Packers in the third round (No. 92 overall) of the 2022 NFL Draft, becoming the first UCLA offensive lineman to be drafted by Green Bay since C Mike Flanagan (third round) in 1996.
- » Started all 31 games he appeared in at LT during his three years at UCLA, helping the Bruins rank No. 2 in the Pac-12 with an average of 193.5 rushing yards per game from 2019-21.
- » Earned first-team All-Pac-12 honors from the league's coaches and Phil Steele's College Football as a junior in 2021 as UCLA ranked No. 14 in the nation in rushing offense (215.1 ypg).

2024 SEASON: At Philadelphia (Sept. 6): Started at RG and played 42 of 67 snaps, rotating with Jordan Morgan at RG. Moved over to LG for the final two plays of the game after G Elgton Jenkins slid over to center in place of an injured Josh Myers. Helped protect QB Jordan Love as he was sacked just once on the evening and cleared holes for Green Bay to register 163 rushing yards on just 21 carries (7.8 avg.).

SEAN RHYAN'S NFL REGULAR-SEASON STATISTICS

| DATE | TEAM | GP | GS |
|-------------------|---------|-----------|----------|
| 2022 | Packers | 1 | 0 |
| 2023 | Packers | 12 | 0 |
| 2024 | Packers | 1 | 1 |
| NFL TOTALS | | 14 | 1 |

SEAN RHYAN'S NFL POSTSEASON STATISTICS

| DATE | TEAM | GP | GS |
|-------------------|---------|----------|----------|
| 2023 | Packers | 2 | 0 |
| NFL TOTALS | | 2 | 0 |

2024 GXG REGULAR SEASON (PACKERS)

| DATE | OPPONENT | P/S |
|--------------------|-----------|------------|
| 09/06 | at Eagles | S |
| 2024 TOTALS | | 1-1 |

BEN SIMS 89

TIGHT END
BAYLOR

Second NFL Season | Second Packers Season



Ht: 6-5 | Wt: 250 | Born: May 16, 2000 | NFL Games Played/Started: 18/1 | Acquired: W-23 (Min.)

AT A GLANCE

- » Played in all 17 games with one start for Green Bay as a rookie last season, posting four catches for 21 yards (5.3 avg.) and a TD.
- » Registered his first NFL touchdown catch vs. Kansas City in Week 13, capping off Green Bay's opening drive with a 1-yard TD grab from QB Jordan Love.
- » Signed with the Minnesota Vikings as an undrafted free agent in May 2023 and was claimed off waivers by the Packers on Aug. 31, 2023.
- » Among tight ends at Baylor, finished No. 1 in school history in receiving TDs (12), No. 2 in receptions (78) and No. 4 in receiving yards (785).
- » Earned All-Big 12 honorable mention from the conference's coaches in 2022 after catching 31 passes for 255 yards (8.2 avg.) and three TDs.
- » Caught nine TD passes in 2021, the most by a tight end in a season in school history.

2024 SEASON: At Philadelphia (Sept. 6): Appeared on one play on offense and eight on special teams.

BEN SIMS' NFL REGULAR-SEASON RECEIVING STATISTICS

| DATE | TEAM | GP | GS | RECEIVING | | | | |
|-------------------|---------|-----------|----------|-----------|-----------|------------|-----------|----------|
| | | | | NO. | YDS. | AVG. | LG | TD |
| 2023 | Packers | 17 | 1 | 4 | 21 | 5.3 | 12 | 1 |
| 2024 | Packers | 1 | 0 | 0 | 0 | 0.0 | 0 | 0 |
| NFL TOTALS | | 18 | 1 | 4 | 21 | 5.3 | 12 | 1 |

BEN SIMS' NFL POSTSEASON RECEIVING STATISTICS

| DATE | TEAM | GP | GS | RECEIVING | | | | |
|-------------------|---------|----------|----------|-----------|----------|------------|----------|----------|
| | | | | NO. | YDS. | AVG. | LG | TD |
| 2023 | Packers | 2 | 0 | 1 | 4 | 4.0 | 4 | 0 |
| NFL TOTALS | | 2 | 0 | 1 | 4 | 4.0 | 4 | 0 |

SINGLE-GAME HIGHS: RECEIVING

Receptions 1 at Minnesota Vikings, Dec 31, 2023
1 vs. Kansas City Chiefs, Dec 03, 2023
...2 more at 1.

Receiving Yards 12 at Las Vegas Raiders, Oct 09, 2023
6 at Minnesota Vikings, Dec 31, 2023

Longest Receptions 12 at Las Vegas Raiders, Oct 09, 2023
6 at Minnesota Vikings, Dec 31, 2023

Receiving TDs 1 vs. Kansas City Chiefs, Dec 03, 2023

All-Purpose Yards 12 at Las Vegas Raiders, Oct 09, 2023
6 at Minnesota Vikings, Dec 31, 2023

Most TDs 1 vs. Kansas City Chiefs, Dec 03, 2023

2024 GXG REGULAR SEASON (PACKERS)

| DATE | OPPONENT | P/S | RECEIVING | | | | | RUSHING | | | | |
|--------------------|-----------|------------|-----------|----------|------------|----------|----------|----------|----------|------------|----------|----------|
| | | | NO. | YDS. | AVG. | LG | TD | NO. | YDS. | AVG. | LG | TD |
| 09/06 | at Eagles | P | 0 | 0 | 0.0 | 0 | 0 | 0 | 0 | 0.0 | 0 | 0 |
| 2024 TOTALS | | 1-0 | 0 | 0 | 0.0 | 0 | 0 | 0 | 0 | 0.0 | 0 | 0 |

T.J. SLATON

93

DEFENSIVE LINEMAN
FLORIDA

Fourth NFL Season | Fourth Packers Season



Ht: 6-4 | Wt: 330 | Born: October 3, 1997 | NFL Games Played/Started: 52/20 | Acquired: D5a-21

AT A GLANCE

- » Was the only defensive player to appear in all 54 games for the Packers (including postseason) from 2021-23.
- » In his first three seasons, recorded 103 tackles (51 solo), four tackles for a loss, a sack, four QB hits, four passes defended and a blocked FG.
- » Has appeared in three postseason contests with two starts.
- » Set career highs in 2023 in games started (17), tackles (49) and solo tackles (22) while tying his career-best mark in tackles for a loss (two), QB hits (two) and passes defended (two).
- » Played in 45 games with 14 starts in four seasons at Florida (2017-20), recording 98 tackles (34 solo), 3½ sacks, 10 tackles for a loss, nine QB hurries, a pass defended and a fumble recovery.

2024 SEASON: At Philadelphia (Sept. 6): Started and played 40 snaps on defense, leading the defensive line with five tackles (one solo). Also appeared on 12 special teams snaps.

T.J. SLATON'S NFL REGULAR-SEASON DEFENSIVE STATISTICS

| YEAR | TEAM | GP | GS | TACKLES | | | | | INTERCEPTIONS | | | | | | | | | | ST | | | | MISC | | | | | | | | | | |
|-------------------|---------|-----------|-----------|------------|-----------|-----------|----------|----------|---------------|------------|----------|----------|----------|----------|----------|----------|----------|----------|----------|----------|----------|----------|----------|----------|----------|----------|----------|----------|----------|----------|----------|----------|----------|
| | | | | TK | S | A | TFL | YDS | SK | YDS | QBH | NO | YDS | LG | TD | PD | FF | FR | TD | YDS | TK | S | A | FF | FR | S | A | | | | | | |
| 2021 | Packers | 17 | 0 | 23 | 14 | 9 | 0 | 0 | 1.0 | 4.5 | 2 | 0 | 0 | 0 | 0 | 0 | 0 | 0 | 0 | 0 | 0 | 0 | 0 | 0 | 0 | 0 | 0 | 0 | 0 | 0 | 0 | 0 | |
| 2022 | Packers | 17 | 2 | 31 | 15 | 16 | 2 | 0 | 0.0 | 0.0 | 0 | 0 | 0 | 0 | 2 | 0 | 0 | 0 | 0 | 0 | 0 | 0 | 0 | 0 | 0 | 0 | 0 | 0 | 0 | 0 | 0 | 0 | |
| 2023 | Packers | 17 | 17 | 49 | 22 | 27 | 2 | 4 | 0.0 | 0.0 | 2 | 0 | 0 | 0 | 2 | 0 | 0 | 0 | 0 | 0 | 0 | 0 | 0 | 1 | 1 | 0 | 0 | 0 | 0 | 0 | 0 | 0 | |
| 2024 | Packers | 1 | 1 | 5 | 1 | 4 | 0 | 0 | 0.0 | 0.0 | 0 | 0 | 0 | 0 | 0 | 0 | 0 | 0 | 0 | 0 | 0 | 0 | 0 | 0 | 0 | 0 | 0 | 0 | 0 | 0 | 0 | 0 | 0 |
| NFL TOTALS | | 52 | 20 | 108 | 52 | 56 | 4 | 4 | 1.0 | 4.5 | 4 | 0 | 0 | 0 | 0 | 4 | 0 | 0 | 0 | 0 | 0 | 0 | 0 | 0 | 1 | 1 | 0 | 0 | 0 | 0 | 0 | 0 | 0 |

T.J. SLATON'S NFL POSTSEASON DEFENSIVE STATISTICS

| YEAR | TEAM | GP | GS | TACKLES | | | | | INTERCEPTIONS | | | | | | | | | | ST | | | | MISC | | | | | | | | | | | | |
|-------------------|---------|----------|----------|----------|----------|----------|----------|----------|---------------|------------|----------|----------|----------|----------|----------|----------|----------|----------|----------|----------|----------|----------|----------|----------|----------|----------|----------|----------|----------|----------|----------|----------|----------|----------|----------|
| | | | | TK | S | A | TFL | YDS | SK | YDS | QBH | NO | YDS | LG | TD | PD | FF | FR | TD | YDS | TK | S | A | FF | FR | S | A | | | | | | | | |
| 2021 | Packers | 1 | 0 | 1 | 1 | 0 | 1 | 2 | 0.0 | 0.0 | 0 | 0 | 0 | 0 | 0 | 0 | 0 | 0 | 0 | 0 | 0 | 0 | 0 | 0 | 0 | 0 | 0 | 0 | 0 | 0 | 0 | 0 | 0 | 0 | |
| 2023 | Packers | 2 | 2 | 6 | 4 | 2 | 0 | 0 | 0.0 | 0.0 | 0 | 0 | 0 | 0 | 0 | 0 | 0 | 0 | 0 | 0 | 0 | 0 | 0 | 0 | 0 | 0 | 0 | 0 | 0 | 0 | 0 | 0 | 0 | 0 | 0 |
| NFL TOTALS | | 3 | 2 | 7 | 5 | 2 | 1 | 2 | 0.0 | 0.0 | 0 | 0 | 0 | 0 | 0 | 0 | 0 | 0 | 0 | 0 | 0 | 0 | 0 | 0 | 0 | 0 | 0 | 0 | 0 | 0 | 0 | 0 | 0 | 0 | 0 |

SINGLE-GAME HIGHS: DEFENSIVE

Total Tackles 9 vs. Minnesota Vikings, Oct 29, 2023
8 at Pittsburgh Steelers, Nov 12, 2023
Solo Tackles 4 at Pittsburgh Steelers, Nov 12, 2023
4 vs. Minnesota Vikings, Oct 29, 2023
Sacks 0.5 at Cincinnati Bengals, Oct 10, 2021
0.5 at San Francisco 49ers, Sep 26, 2021

Passes Defended 2 vs. Minnesota Vikings, Jan 01, 2023
1 vs. Kansas City Chiefs, Dec 03, 2023
...1 more at 1.
Tackles For Loss 2 vs. Minnesota Vikings, Oct 29, 2023
1 vs. Minnesota Vikings, Jan 01, 2023
...1 more at 1.

2024 GXG REGULAR SEASON (PACKERS)

| DATE | OPPONENT | P/S | TK | S | A | SK | YDS | INT | PD | FF | FR |
|--------------------|-----------|------------|----------|----------|----------|------------|------------|----------|----------|----------|----------|
| 09/06 | at Eagles | S | 5 | 1 | 4 | 0.0 | 0.0 | 0 | 0 | 0 | 0 |
| 2024 TOTALS | | 1-1 | 5 | 1 | 4 | 0.0 | 0.0 | 0 | 0 | 0 | 0 |

PRESTON SMITH

91

DEFENSIVE LINEMAN
MISSISSIPPI STATE

10th NFL Season | Sixth Packers Season



Ht: 6-5 | Wt: 265 | Born: November 17, 1992 | NFL Games Played/Started: 147/130 | Acquired: UFA (Was.)-19

AT A GLANCE

- » Is tied for No. 1 in the NFL among defensive players in games played (147) since 2015.
- » With 41½ sacks as a Packer, is tied with Ezra Johnson for No. 6 on Green Bay's all-time list. His 41½ sacks since 2019 lead the team and are 10 more than any other Packer over that span.
- » Was one of only two NFL players (T.J. Watt) to register 65-plus sacks (66), five-plus interceptions (five) and five-plus forced fumbles (nine) from 2015-23.
- » Was one of only 11 players in the NFL to post eight-plus sacks each of the last three seasons (2021-23).
- » Is the only active player in the NFL with 30-plus tackles and four-plus sacks in each of the last nine seasons (2015-23).
- » Played in 64 games with 50 starts for the Washington Redskins (2015-18), including starts in all 48 games over his final three seasons with the team.
- » Played collegiately at Mississippi State from 2011-14. As a senior, earned first-team All-SEC honors from the league's coaches and became the first player in conference history to be named SEC Defensive Lineman of the Week for three consecutive weeks.

2024 SEASON: At Philadelphia (Sept. 6): Started and played 54 defensive snaps, posting two tackles (one solo) and two NextGenStat QB pressures (TruMedia). Both tackles came on QB Jalen Hurts, stopping him for no gain and teaming with CB Keisean Nixon to bring Hurts down for a loss of 3 yards.

REGULAR-SEASON COMPARISON: DEFENSIVE - INDIANAPOLIS COLTS

| DATE | OPP | TACKLES | | | | | | | | | | MISC | | | | |
|---------------|-------------|------------|------------|----------|----------|----------|------------|------------|----------|----------|----------|----------|----------|----------|----------|----------|
| | | W/L | GP/GS | TOT | SOLO | ASST | SACK | YDS. | INT | TFL | PD | QBH | TD | FF | FR | |
| 9/16/18 | WAS vs. IND | L | S | 4 | 2 | 2 | 0.0 | 0.0 | 0 | 0 | 0 | 0 | 1 | 0 | 0 | 0 |
| 11/22/20 | GB @ IND | L | S | 4 | 3 | 1 | 0.0 | 0.0 | 0 | 1 | 0 | 0 | 0 | 0 | 0 | 0 |
| TOTALS | | 0/2 | 2/2 | 8 | 5 | 3 | 0.0 | 0.0 | 0 | 1 | 0 | 1 | 0 | 0 | 0 | 0 |

PRESTON SMITH'S NFL REGULAR-SEASON DEFENSIVE STATISTICS

| YEAR | TEAM | GP | GS | TACKLES | | | | | | | INTERCEPTIONS | | | | | | | ST | | | MISC | | | | | | |
|-------------------|----------|------------|------------|------------|------------|------------|-----------|------------|-------------|--------------|---------------|----------|-----------|-----------|----------|-----------|----------|----------|----------|-----------|----------|----------|----------|----------|----------|----------|----------|
| | | | | TK | S | A | TFL | YDS | SK | YDS | QBH | NO | YDS | LG | TD | PD | FF | FR | YDS | TK | S | A | FF | FR | S | A | |
| 2015 | Redskins | 16 | 2 | 30 | 20 | 10 | 6 | 39 | 8.0 | 77.0 | 10 | 0 | 0 | 0 | 4 | 2 | 1 | 0 | 0 | 5 | 4 | 1 | 1 | 0 | 0 | 0 | |
| 2016 | Redskins | 16 | 16 | 38 | 22 | 16 | 8 | 37 | 4.5 | 31.5 | 12 | 1 | 22 | 22 | 0 | 3 | 0 | 0 | 0 | 0 | 0 | 0 | 0 | 0 | 0 | 0 | |
| 2017 | Redskins | 16 | 16 | 42 | 31 | 11 | 10 | 48 | 8.0 | 40.5 | 21 | 2 | 26 | 18 | 0 | 3 | 1 | 1 | 0 | 12 | 0 | 0 | 0 | 0 | 0 | 0 | |
| 2018 | Redskins | 16 | 16 | 53 | 30 | 23 | 5 | 26 | 4.0 | 32.5 | 16 | 1 | 3 | 3 | 0 | 3 | 0 | 1 | 1 | 1 | 0 | 0 | 0 | 0 | 0 | 0 | |
| 2019 | Packers | 16 | 16 | 75 | 42 | 33 | 11 | 69 | 12.0 | 88.0 | 29 | 1 | 5 | 5 | 0 | 3 | 1 | 0 | 0 | 0 | 0 | 0 | 0 | 0 | 0 | 0 | |
| 2020 | Packers | 16 | 13 | 42 | 29 | 13 | 7 | 25 | 4.0 | 24.0 | 11 | 0 | 0 | 0 | 3 | 0 | 1 | 1 | 14 | 0 | 0 | 0 | 0 | 0 | 0 | 0 | |
| 2021 | Packers | 16 | 16 | 38 | 25 | 13 | 9 | 55 | 9.0 | 65.0 | 17 | 0 | 0 | 0 | 2 | 2 | 1 | 0 | 6 | 0 | 0 | 0 | 0 | 0 | 0 | 0 | |
| 2022 | Packers | 17 | 17 | 59 | 38 | 21 | 9 | 49 | 8.5 | 64.0 | 20 | 0 | 0 | 0 | 1 | 1 | 0 | 0 | 0 | 0 | 0 | 0 | 0 | 0 | 0 | 0 | |
| 2023 | Packers | 17 | 17 | 48 | 28 | 20 | 4 | 30 | 8.0 | 44.0 | 21 | 0 | 0 | 0 | 4 | 2 | 0 | 0 | 0 | 0 | 0 | 0 | 0 | 0 | 0 | 0 | |
| 2024 | Packers | 1 | 1 | 2 | 1 | 1 | 0 | 0 | 0.0 | 0.0 | 0 | 0 | 0 | 0 | 0 | 0 | 0 | 0 | 0 | 0 | 0 | 0 | 0 | 0 | 0 | 0 | |
| NFL TOTALS | | 147 | 130 | 427 | 266 | 161 | 69 | 378 | 66.0 | 466.5 | 157 | 5 | 56 | 22 | 0 | 26 | 9 | 5 | 2 | 33 | 5 | 4 | 1 | 1 | 0 | 0 | 0 |

PRESTON SMITH'S NFL POSTSEASON DEFENSIVE STATISTICS

| YEAR | TEAM | GP | GS | TACKLES | | | | | | | INTERCEPTIONS | | | | | | | ST | | | MISC | | | | | | |
|-------------------|----------|----------|----------|-----------|-----------|-----------|----------|-----------|------------|-------------|---------------|----------|----------|----------|----------|----------|----------|----------|----------|----------|----------|----------|----------|----------|----------|----------|----------|
| | | | | TK | S | A | TFL | YDS | SK | YDS | QBH | NO | YDS | LG | TD | PD | FF | FR | YDS | TK | S | A | FF | FR | S | A | |
| 2015 | Redskins | 1 | 0 | 3 | 2 | 1 | 1 | 5 | 1.0 | 5.0 | 1 | 0 | 0 | 0 | 0 | 0 | 0 | 0 | 0 | 0 | 0 | 0 | 0 | 0 | 0 | 0 | 0 |
| 2019 | Packers | 2 | 2 | 7 | 4 | 3 | 1 | 6 | 2.0 | 6.0 | 3 | 0 | 0 | 0 | 0 | 0 | 0 | 0 | 0 | 0 | 0 | 0 | 0 | 0 | 0 | 0 | 0 |
| 2020 | Packers | 2 | 2 | 6 | 4 | 2 | 0 | 0 | 0.0 | 0.0 | 2 | 0 | 0 | 0 | 2 | 0 | 0 | 0 | 0 | 0 | 0 | 0 | 0 | 0 | 0 | 0 | 0 |
| 2021 | Packers | 1 | 1 | 9 | 6 | 3 | 0 | 0 | 0.0 | 0.0 | 0 | 0 | 0 | 0 | 0 | 0 | 0 | 0 | 0 | 0 | 0 | 0 | 0 | 0 | 0 | 0 | 0 |
| 2023 | Packers | 2 | 2 | 3 | 2 | 1 | 1 | 5 | 1.5 | 8.5 | 3 | 0 | 0 | 0 | 1 | 0 | 0 | 0 | 0 | 0 | 0 | 0 | 0 | 0 | 0 | 0 | 0 |
| NFL TOTALS | | 8 | 7 | 28 | 18 | 10 | 3 | 16 | 4.5 | 19.5 | 9 | 0 | 0 | 0 | 3 | 0 | 0 | 0 | 0 | 0 | 0 | 0 | 0 | 0 | 0 | 0 | 0 |

SINGLE-GAME HIGHS: DEFENSIVE

Total Tackles 9 vs. Carolina Panthers, Nov 10, 2019
 9 at Los Angeles Chargers, Nov 03, 2019
Solo Tackles 7 vs. Carolina Panthers, Nov 10, 2019
 6 at Los Angeles Chargers, Nov 03, 2019
 ...1 more at 6.
Sacks 3.0 vs. Denver Broncos, Sep 22, 2019
 3.0 at Philadelphia Eagles, Dec 26, 2015
Passes Defensed 1 at Detroit Lions, Nov 23, 2023
 1 vs. Los Angeles Rams, Nov 05, 2023
 ...24 more at 1.
Forced Fumbles 1 at Minnesota Vikings, Dec 31, 2023
 1 vs. Minnesota Vikings, Oct 29, 2023
 ...7 more at 1.

Fumble Recoveries 1 vs. Los Angeles Rams, Nov 28, 2021
 1 vs. Chicago Bears, Nov 29, 2020
 ...3 more at 1.
Tackles For Loss 2 vs. Los Angeles Rams, Dec 19, 2022
 2 vs. Chicago Bears, Sep 18, 2022
 ...12 more at 2.
Interceptions 1 vs. Minnesota Vikings, Sep 15, 2019
 1 vs. Houston Texans, Nov 18, 2018
 ...3 more at 1.
Interception Return Yards 22 vs. Minnesota Vikings, Nov 13, 2016
 18 vs. Arizona Cardinals, Dec 17, 2017

2024 GXG REGULAR SEASON (PACKERS)

| DATE OPPONENT | P/S | TK | S | A | SK | YDS | INT | PD | FF | FR |
|--------------------|------------|----------|----------|----------|------------|------------|----------|----------|----------|----------|
| 09/06 at Eagles | S | 2 | 1 | 1 | 0.0 | 0.0 | 0 | 0 | 0 | 0 |
| 2024 TOTALS | 1-1 | 2 | 1 | 1 | 0.0 | 0.0 | 0 | 0 | 0 | 0 |

ERIC STOKES

21

CORNERBACK
GEORGIA

Fourth NFL Season | Fourth Packers Season



Ht: 6-1 | Wt: 194 | Born: March 1, 1999 | NFL Games Played/Started: 29/26 | Acquired: D1-21

AT A GLANCE

- » Was limited to three games with two starts last season as he recovered from ankle/knee injuries from the 2022 season and a hamstring injury suffered in Week 7 of the 2023 season.
- » Started the first nine games of the 2022 season before ankle/knee injuries ended his season.
- » Played in 16 games with 14 starts as a rookie and recorded a team-high 14 passes defended, tied for No. 11 in the NFL and tied for No. 1 among NFL rookies in 2021.
- » For all NFL defensive backs targeted over 45 times in 2021, ranked No. 4 in the league in lowest completion percentage (49.5) when targeted (Stathead.com).
- » Started at CB in all nine regular-season games as a junior at Georgia in 2020, earning first-team All-Southeastern Conference honors from *The Associated Press* after finishing tied for No. 2 in the conference and tied for No. 8 in the nation with four interceptions.
- » Earned Class 4A honorable mention from the *Atlanta Journal-Constitution* as a senior at Eastside High School (Covington, Ga.) in 2016 after posting 20 tackles, two INTs and five passes defended.

2024 SEASON: At Philadelphia (Sept. 6): Started and played 67 defensive snaps, posting two tackles (one solo).

ERIC STOKES' NFL REGULAR-SEASON DEFENSIVE STATISTICS

| YEAR | TEAM | GP | GS | TACKLES | | | | | | | | | | INTERCEPTIONS | | | | | | | ST | | | | MISC | | | | |
|-------------------|---------|-----------|-----------|-----------|-----------|-----------|----------|----------|------------|------------|----------|----------|----------|---------------|----------|-----------|----------|----------|----------|----------|----------|----------|----------|----------|----------|----------|----------|----------|---|
| | | | | TK | S | A | TFL | YDS | SK | YDS | QBH | NO | YDS | LG | TD | PD | FF | FR | TD | YDS | TK | S | A | FF | FR | S | A | | |
| 2021 | Packers | 16 | 14 | 55 | 43 | 12 | 0 | 0 | 0.0 | 0.0 | 0 | 1 | 0 | 0 | 0 | 14 | 0 | 0 | 0 | 0 | 0 | 0 | 0 | 0 | 0 | 0 | 0 | 0 | 0 |
| 2022 | Packers | 9 | 9 | 25 | 20 | 5 | 0 | 0 | 0.0 | 0.0 | 0 | 0 | 0 | 0 | 0 | 0 | 0 | 0 | 0 | 0 | 0 | 1 | 1 | 0 | 0 | 0 | 0 | 0 | |
| 2023 | Packers | 3 | 2 | 6 | 5 | 1 | 1 | 0 | 0.0 | 0.0 | 0 | 0 | 0 | 0 | 0 | 0 | 0 | 0 | 0 | 0 | 0 | 0 | 0 | 0 | 0 | 0 | 0 | 0 | |
| 2024 | Packers | 1 | 1 | 2 | 1 | 1 | 0 | 0 | 0.0 | 0.0 | 0 | 0 | 0 | 0 | 0 | 0 | 0 | 0 | 0 | 0 | 0 | 0 | 0 | 0 | 0 | 0 | 0 | 0 | |
| NFL TOTALS | | 29 | 26 | 88 | 69 | 19 | 1 | 0 | 0.0 | 0.0 | 0 | 1 | 0 | 0 | 0 | 14 | 0 | 0 | 0 | 0 | 0 | 1 | 1 | 0 | 0 | 0 | 0 | 0 | |

ERIC STOKES' NFL POSTSEASON DEFENSIVE STATISTICS

| YEAR | TEAM | GP | GS | TACKLES | | | | | | | | | | INTERCEPTIONS | | | | | | | ST | | | | MISC | | | |
|-------------------|---------|----------|----------|----------|----------|----------|----------|----------|------------|------------|----------|----------|----------|---------------|----------|----------|----------|----------|----------|----------|----------|----------|----------|----------|----------|----------|----------|---|
| | | | | TK | S | A | TFL | YDS | SK | YDS | QBH | NO | YDS | LG | TD | PD | FF | FR | TD | YDS | TK | S | A | FF | FR | S | A | |
| 2021 | Packers | 1 | 1 | 4 | 3 | 1 | 0 | 0 | 0.0 | 0.0 | 0 | 0 | 0 | 0 | 0 | 0 | 0 | 0 | 0 | 0 | 0 | 0 | 0 | 0 | 0 | 0 | 0 | 0 |
| NFL TOTALS | | 1 | 1 | 4 | 3 | 1 | 0 | 0 | 0.0 | 0.0 | 0 | 0 | 0 | 0 | 0 | 0 | 0 | 0 | 0 | 0 | 0 | 0 | 0 | 0 | 0 | 0 | 0 | |

SINGLE-GAME HIGHS: DEFENSIVE

Total Tackles 8 vs. Pittsburgh Steelers, Oct 03, 2021
7 at Baltimore Ravens, Dec 19, 2021

Solo Tackles 8 vs. Pittsburgh Steelers, Oct 03, 2021
7 at Baltimore Ravens, Dec 19, 2021

Passes Defended 2 vs. Los Angeles Rams, Nov 28, 2021
2 vs. Pittsburgh Steelers, Oct 03, 2021
...1 more at 2.

Interceptions 1 vs. Pittsburgh Steelers, Oct 03, 2021

2024 GXG REGULAR SEASON (PACKERS)

| DATE | OPPONENT | P/S | TK | S | A | SK | YDS | INT | PD | FF | FR |
|--------------------|-----------|------------|----------|----------|----------|------------|------------|----------|----------|----------|----------|
| 09/06 | at Eagles | S | 2 | 1 | 1 | 0.0 | 0.0 | 0 | 0 | 0 | 0 |
| 2024 TOTALS | | 1-1 | 2 | 1 | 1 | 0.0 | 0.0 | 0 | 0 | 0 | 0 |

KADEEM TELFORT 76

TACKLE
UAB



First NFL Season | First Packers Season



Ht: 6-7 | Wt: 322 | Born: November 10, 1998 | Acquired: FA-23

AT A GLANCE

- » Spent the entire 2023 season on Green Bay's practice squad.
- » Originally signed by the Packers as an undrafted free agent on May 5, 2023.
- » Appeared in 31 games with 28 starts in three seasons at UAB (2020-22), earning first-team All-Conference USA honors in his final season as he helped the Blazers rank No. 8 in the country in rushing offense with an average of 235.6 yards per game.
- » Began his college career at the University of Florida (2017) and later went on to attend Garden City (Kan.) Community College in 2018 and Highland Community College (Freeport, Ill.) in 2019.
- » Attended Booker T. Washington High School (Miami, Fla.) as a senior, where he helped the Tornados to a semifinal appearance in the 2016 FHSAA Class 4A state playoffs.

2024 SEASON: At Philadelphia (Sept. 6): Inactive (healthy scratch).

2024 GXG REGULAR SEASON (PACKERS)

| DATE | OPPONENT | P/S | |
|--------------------|-----------|------------|----------|
| 09/06 | at Eagles | | INACTIVE |
| 2024 TOTALS | | 0-0 | |

ZACH TOM 50

OFFENSIVE LINEMAN
WAKE FOREST

Third NFL Season | Third Packers Season



Ht: 6-4 | Wt: 304 | Born: March 26, 1999 | NFL Games Played/Started: 27/23 | Acquired: D4b-22

AT A GLANCE

- » Has appeared in 27 games with 23 starts in his first two-plus NFL seasons, opening games at three different spots on the offensive line (18 at RT, four at LT, one at LG).
- » Part of a line that has allowed 39 total sacks in the 23 games he has started, including 11 contests with one sack/zero sacks.
- » Started all 17 games at RT in 2023 and helped the Packers rank No. 3 in the NFL in sacks allowed (30) and No. 4 in sacks allowed per passing play (4.9 pct.).
- » Played in nine games with five starts as a rookie in 2022, opening four contests at LT and one at LG. Made his first NFL start at Washington in Week 7, becoming the first Green Bay rookie to start a game at LT since David Bakhtiari in 2013.
- » Appeared in 48 games with 37 starts (23 at LT, 14 at C) over the course of four seasons at Wake Forest (2018-21), giving up just two sacks in 3,107 collegiate snaps.
- » In 2021, earned second-team All-America honors from Phil Steele's College Football, The Athletic and the Football Writers Association of America and earned first-team All-Atlantic Coast Conference recognition from the coaches and media.

2024 SEASON: At Philadelphia (Sept. 6): Started at RT and played all 67 snaps. Helped protect QB Jordan Love as he was sacked just once on the evening and cleared holes for Green Bay to register 163 rushing yards on just 21 carries (7.8 avg.).

ZACH TOM'S NFL REGULAR-SEASON STATISTICS

| DATE | TEAM | GP | GS |
|-------------------|---------|-----------|-----------|
| 2022 | Packers | 9 | 5 |
| 2023 | Packers | 17 | 17 |
| 2024 | Packers | 1 | 1 |
| NFL TOTALS | | 27 | 23 |

ZACH TOM'S NFL POSTSEASON STATISTICS

| DATE | TEAM | GP | GS |
|-------------------|---------|----------|----------|
| 2023 | Packers | 2 | 2 |
| NFL TOTALS | | 2 | 2 |

2024 GXG REGULAR SEASON (PACKERS)

| DATE | OPPONENT | P/S |
|--------------------|-----------|------------|
| 09/06 | at Eagles | S |
| 2024 TOTALS | | 1-1 |

CARRINGTON VALENTINE

24

CORNERBACK
KENTUCKY

Second NFL Season | Second Packers Season



Ht: 6-0 | Wt: 189 | Born: September 9, 2001 | NFL Games Played/Started: 18/12 | Acquired: D7a-23

AT A GLANCE

- » Led the team and ranked No. 7 among NFL rookies with nine passes defended last season. Dating back to 2000, became the sixth Packer rookie to post nine-plus passes defended and the first since CB Eric Stokes (14) in 2021.
- » Played in all 17 games with 12 starts and recorded 42 tackles (32 solo), nine passes defended and a fumble recovery as a rookie. Also started both postseason contests and was tied for No. 4 on the team with 12 tackles (nine solo).
- » Became the first Green Bay rookie to register two games (Weeks 9 and 11) with three-plus passes defended since CB Casey Hayward (2012).
- » Played in 35 career games with 25 straight starts to finish his career at Kentucky (2020-22). In 2022, led the Wildcats and ranked No. 9 in the Southeastern Conference in passes defended with 11.

2024 SEASON: At Philadelphia (Sept. 6): Appeared on nine snaps on defense and 16 on special teams.

CARRINGTON VALENTINE'S NFL REGULAR-SEASON DEFENSIVE STATISTICS

| YEAR | TEAM | GP | GS | TACKLES | | | | | | | INTERCEPTIONS | | | | | | | ST | | | | MISC | | | | | | |
|-------------------|---------|-----------|-----------|-----------|-----------|-----------|----------|----------|------------|------------|---------------|----------|----------|----------|----------|----------|----------|----------|----------|-----------|----------|----------|----------|----------|----------|----------|----------|----------|
| | | | | TK | S | A | TFL | YDS | SK | YDS | QBH | NO | YDS | LG | TD | PD | FF | FR | TD | YDS | TK | S | A | FF | FR | S | A | |
| 2023 | Packers | 17 | 12 | 42 | 32 | 10 | 0 | 0 | 0.0 | 0.0 | 0 | 0 | 0 | 0 | 0 | 0 | 9 | 0 | 1 | 0 | 50 | 2 | 1 | 1 | 0 | 0 | 0 | 0 |
| 2024 | Packers | 1 | 0 | 0 | 0 | 0 | 0 | 0 | 0.0 | 0.0 | 0 | 0 | 0 | 0 | 0 | 0 | 0 | 0 | 0 | 0 | 0 | 0 | 0 | 0 | 0 | 0 | 0 | 0 |
| NFL TOTALS | | 18 | 12 | 42 | 32 | 10 | 0 | 0 | 0.0 | 0.0 | 0 | 0 | 0 | 0 | 0 | 9 | 0 | 1 | 0 | 50 | 2 | 1 | 1 | 0 | 0 | 0 | 0 | 0 |

CARRINGTON VALENTINE'S NFL POSTSEASON DEFENSIVE STATISTICS

| YEAR | TEAM | GP | GS | TACKLES | | | | | | | INTERCEPTIONS | | | | | | | ST | | | | MISC | | | | | | |
|-------------------|---------|----------|----------|-----------|----------|----------|----------|----------|------------|------------|---------------|----------|----------|----------|----------|----------|----------|----------|----------|----------|----------|----------|----------|----------|----------|----------|----------|----------|
| | | | | TK | S | A | TFL | YDS | SK | YDS | QBH | NO | YDS | LG | TD | PD | FF | FR | TD | YDS | TK | S | A | FF | FR | S | A | |
| 2023 | Packers | 2 | 2 | 12 | 9 | 3 | 0 | 0 | 0.0 | 0.0 | 0 | 0 | 0 | 0 | 0 | 0 | 0 | 0 | 0 | 0 | 0 | 0 | 0 | 0 | 0 | 0 | 0 | 0 |
| NFL TOTALS | | 2 | 2 | 12 | 9 | 3 | 0 | 0 | 0.0 | 0.0 | 0 | 0 | 0 | 0 | 0 | 0 | 0 | 0 | 0 | 0 | 0 | 0 | 0 | 0 | 0 | 0 | 0 | 0 |

SINGLE-GAME HIGHS: DEFENSIVE

Total Tackles 8 at Denver Broncos, Oct 22, 2023
5 vs. Tampa Bay Buccaneers, Dec 17, 2023
Solo Tackles 7 at Denver Broncos, Oct 22, 2023
4 vs. Tampa Bay Buccaneers, Dec 17, 2023
...2 more at 4.
Passes Defended 3 vs. Los Angeles Chargers, Nov 19, 2023
3 vs. Los Angeles Rams, Nov 05, 2023

Fumble Recoveries 1 at New York Giants, Dec 11, 2023
Special Teams Tackles 2 vs. Minnesota Vikings, Oct 29, 2023

2024 GXG REGULAR SEASON (PACKERS)

| DATE | OPPONENT | P/S | TK | S | A | SK | YDS | INT | PD | FF | FR |
|--------------------|-----------|------------|----------|----------|----------|----------|------------|----------|----------|----------|----------|
| 09/06 | at Eagles | P | 0 | 0 | 0 | 0 | 0.0 | 0 | 0 | 0 | 0 |
| 2024 TOTALS | | 1-0 | 0 | 0 | 0 | 0 | 0.0 | 0 | 0 | 0 | 0 |

LUKAS VAN NESS

90

DEFENSIVE LINEMAN
IOWA

Second NFL Season | Second Packers Season



Ht: 6-5 | Wt: 272 | Born: July 6, 2001 | NFL Games Played/Started: 18/0 | Acquired: D1-23

AT A GLANCE

- » Saw action in all 17 games as a rookie, registering 32 tackles (24 solo), eight tackles for a loss (tied for No. 2 on the team), a pass defended, four sacks and 10 quarterback hits (No. 5 on the team).
- » Became the first Packers rookie to post four-plus sacks and eight-plus tackles for a loss since LB Clay Matthews in 2009.
- » Appeared in both postseason contests, recording five tackles (four solo), a sack, a tackle for a loss and a QB hit.
- » Earned second-team All-Big Ten honors from the conference's coaches and media as a redshirt sophomore in 2022, playing both end and tackle and recording 38 tackles (17 solo), a team-high 11 tackles for a loss and 6½ sacks (tied for team lead).
- » Earned first-team all-state honors from the *Champaign News Gazette* as a senior in 2019 at Barrington (Ill.) High School after posting 67 tackles, eight tackles for a loss, 17 QB pressures, five sacks, a forced fumble and a blocked punt.

2024 SEASON: At Philadelphia (Sept. 6): Recorded two tackles (both solo) on 19 defensive snaps.

LUKAS VAN NESS' NFL REGULAR-SEASON DEFENSIVE STATISTICS

| YEAR | TEAM | GP | GS | TACKLES | | | | | | | INTERCEPTIONS | | | | | | | ST | | | | MISC | | | | | |
|-------------------|---------|-----------|----------|-----------|-----------|----------|----------|-----------|------------|-------------|---------------|----------|----------|----------|----------|----------|----------|----------|----------|----------|----------|----------|----------|----------|----------|----------|----------|
| | | | | TK | S | A | TFL | YDS | SK | YDS | QBH | NO | YDS | LG | TD | PD | FF | FR | TD | YDS | TK | S | A | FF | FR | S | A |
| 2023 | Packers | 17 | 0 | 32 | 24 | 8 | 8 | 40 | 4.0 | 31.0 | 10 | 0 | 0 | 0 | 0 | 1 | 0 | 0 | 0 | 0 | 0 | 0 | 0 | 0 | 0 | 0 | 0 |
| 2024 | Packers | 1 | 0 | 2 | 2 | 0 | 0 | 0 | 0.0 | 0.0 | 0 | 0 | 0 | 0 | 0 | 0 | 0 | 0 | 0 | 0 | 0 | 0 | 0 | 0 | 0 | 0 | |
| NFL TOTALS | | 18 | 0 | 34 | 26 | 8 | 8 | 40 | 4.0 | 31.0 | 10 | 0 | 0 | 0 | 0 | 1 | 0 | 0 | 0 | 0 | 0 | 0 | 0 | 0 | 0 | 0 | 0 |

LUKAS VAN NESS' NFL POSTSEASON DEFENSIVE STATISTICS

| YEAR | TEAM | GP | GS | TACKLES | | | | | | | INTERCEPTIONS | | | | | | | ST | | | | MISC | | | | |
|-------------------|---------|----------|----------|----------|----------|----------|----------|----------|------------|------------|---------------|----------|----------|----------|----------|----------|----------|----------|----------|----------|----------|----------|----------|----------|----------|----------|
| | | | | TK | S | A | TFL | YDS | SK | YDS | QBH | NO | YDS | LG | TD | PD | FF | FR | TD | YDS | TK | S | A | FF | FR | S |
| 2023 | Packers | 2 | 0 | 5 | 4 | 1 | 1 | 5 | 1.0 | 5.0 | 1 | 0 | 0 | 0 | 0 | 0 | 0 | 0 | 0 | 0 | 0 | 0 | 0 | 0 | 0 | 0 |
| NFL TOTALS | | 2 | 0 | 5 | 4 | 1 | 1 | 5 | 1.0 | 5.0 | 1 | 0 | 0 | 0 | 0 | 0 | 0 | 0 | 0 | 0 | 0 | 0 | 0 | 0 | 0 | 0 |

SINGLE-GAME HIGHS: DEFENSIVE

Total Tackles 4 vs. Tampa Bay Buccaneers, Dec 17, 2023
3 at Detroit Lions, Nov 23, 2023
...1 more at 3.

Solo Tackles 3 vs. Tampa Bay Buccaneers, Dec 17, 2023
3 at Detroit Lions, Nov 23, 2023

Sacks 1.0 vs. Chicago Bears, Jan 07, 2024
1.0 vs. Tampa Bay Buccaneers, Dec 17, 2023
...2 more at 1.0.

Passes Defensed 1 vs. Minnesota Vikings, Oct 29, 2023

Tackles For Loss 1 vs. Chicago Bears, Jan 07, 2024
1 vs. Tampa Bay Buccaneers, Dec 17, 2023
...6 more at 1.

2024 GXG REGULAR SEASON (PACKERS)

| DATE | OPPONENT | P/S | TK | S | A | SK | YDS | INT | PD | FF | FR |
|--------------------|-----------|------------|----------|----------|----------|------------|------------|----------|----------|----------|----------|
| 09/06 | at Eagles | P | 2 | 2 | 0 | 0.0 | 0.0 | 0 | 0 | 0 | 0 |
| 2024 TOTALS | | 1-0 | 2 | 2 | 0 | 0.0 | 0.0 | 0 | 0 | 0 | 0 |

QUAY WALKER

7

LINEBACKER
GEORGIA

Third NFL Season | Third Packers Season



Ht: 6-4 | Wt: 241 | Born: May 8, 2000 | NFL Games Played/Started: 32/31 | Acquired: D1a-22

AT A GLANCE

- Is one of three Packers since the merger (1970) with 100-plus tackles in both of his first two NFL seasons (Nick Barnett, 2003-04; A.J. Hawk, 2006-07), per Stathead.
- Has led Green Bay in tackles for two straight seasons, tying for the third-longest streak for the Packers since 1975 (Nick Barnett, 2003-05; Blake Martinez, 2017-19).
- Ranked No. 2 among NFL rookies with a team-best 119 total tackles in 2022, the fifth most by a Green Bay rookie since 1975 (Johnnie Gray, 123 in 1975 / Nick Barnett, 134 in 2003 / A.J. Hawk, 155 in 2006 / Rich Wingo, 166 in 1979).
- Earned All-Rookie team honors from the Pro Football Writers of America, the first Green Bay inside LB to be selected to the team since Hawk in 2006.
- Started at LB in all 15 games as a senior in 2021, tying for No. 3 on the team with a career-high 67 tackles (39 solo) while adding 5½ tackles for a loss, 1½ sacks and 25 QB pressures. Was part of a Georgia defense that ranked No. 1 in the country in 2021 in points allowed (10.2 ppg), the top mark posted since Alabama (8.2 ppg) in 2011, and helped the Bulldogs win their first national championship since 1980.

2024 SEASON: At Philadelphia (Sept. 6): Played all 76 defensive snaps and tied for the team lead in tackles (11) and solo tackles (seven). Five tackles were for gains of 3 yards or less, including bringing down RB Saquan Barkley for a loss of 2 yards with just under eight minutes to play in the fourth quarter. It marked the eighth 10-plus tackle game of his career during the regular season.

QUAY WALKER'S NFL REGULAR-SEASON DEFENSIVE STATISTICS

| YEAR | TEAM | GP | GS | TK | S | TACKLES | | | | | INTERCEPTIONS | | | | | | | | | | ST | | | MISC | | | | | | | | | | |
|-------------------|---------|-----------|-----------|------------|------------|------------|-----------|-----------|------------|-------------|---------------|----------|-----------|------------|----------|-----------|----------|----------|----------|-----------|----------|----------|----------|----------|----------|----------|----------|----------|----------|----------|----------|----------|----------|----------|
| | | | | | | A | TFL | YDS | SK | YDS | QBH | NO | YDS | LG | TD | PD | FF | FR | TD | YDS | TK | S | A | FF | FR | S | A | | | | | | | |
| 2022 | Packers | 17 | 16 | 119 | 73 | 46 | 5 | 8 | 1.5 | 13.5 | 4 | 0 | 0 | 0 | 0 | 7 | 3 | 1 | 0 | 63 | 2 | 2 | 0 | 0 | 0 | 0 | 0 | 0 | 0 | 0 | 0 | 0 | 0 | |
| 2023 | Packers | 14 | 14 | 118 | 59 | 59 | 7 | 20 | 2.5 | 16.5 | 5 | 1 | 37 | 37t | 1 | 3 | 0 | 0 | 0 | 0 | 0 | 0 | 0 | 0 | 0 | 0 | 0 | 0 | 0 | 0 | 0 | 0 | 0 | |
| 2024 | Packers | 1 | 1 | 11 | 7 | 4 | 1 | 2 | 0.0 | 0.0 | 0 | 0 | 0 | 0 | 0 | 0 | 0 | 0 | 0 | 0 | 0 | 0 | 0 | 0 | 0 | 0 | 0 | 0 | 0 | 0 | 0 | 0 | 0 | |
| NFL TOTALS | | 32 | 31 | 248 | 139 | 109 | 13 | 30 | 4.0 | 30.0 | 9 | 1 | 37 | 37t | 1 | 10 | 3 | 1 | 0 | 63 | 2 | 2 | 0 | 0 | 0 | 0 | 0 | 0 | 0 | 0 | 0 | 0 | 0 | 0 |

QUAY WALKER'S NFL POSTSEASON DEFENSIVE STATISTICS

| YEAR | TEAM | GP | GS | TK | S | TACKLES | | | | | INTERCEPTIONS | | | | | | | | | | ST | | | MISC | | | | | | | | | |
|-------------------|---------|----------|----------|-----------|----------|-----------|----------|----------|------------|------------|---------------|----------|----------|----------|----------|----------|----------|----------|----------|----------|----------|----------|----------|----------|----------|----------|----------|----------|----------|----------|----------|----------|----------|
| | | | | | | A | TFL | YDS | SK | YDS | QBH | NO | YDS | LG | TD | PD | FF | FR | TD | YDS | TK | S | A | FF | FR | S | A | | | | | | |
| 2023 | Packers | 2 | 2 | 20 | 9 | 11 | 1 | 0 | 0.0 | 0.0 | 0 | 0 | 0 | 0 | 0 | 0 | 0 | 0 | 0 | 0 | 0 | 0 | 0 | 0 | 0 | 0 | 0 | 0 | 0 | 0 | 0 | 0 | 0 |
| NFL TOTALS | | 2 | 2 | 20 | 9 | 11 | 1 | 0 | 0.0 | 0.0 | 0 | 0 | 0 | 0 | 0 | 0 | 0 | 0 | 0 | 0 | 0 | 0 | 0 | 0 | 0 | 0 | 0 | 0 | 0 | 0 | 0 | 0 | 0 |

SINGLE-GAME HIGHS: DEFENSIVE

Total Tackles 19 vs. Detroit Lions, Sep 28, 2023
17 at Atlanta Falcons, Sep 17, 2023

Solo Tackles 10 vs. Detroit Lions, Sep 28, 2023
8 at Atlanta Falcons, Sep 17, 2023

Sacks 1.0 vs. Chicago Bears, Jan 07, 2024
1.0 at Minnesota Vikings, Dec 31, 2023
...1 more at 1.0.

Passes Defensed 2 vs. Los Angeles Rams, Dec 19, 2022
1 at Atlanta Falcons, Sep 17, 2023
...6 more at 1.

Forced Fumbles 1 vs. Los Angeles Rams, Dec 19, 2022
1 at Buffalo Bills, Oct 30, 2022
...1 more at 1.

Fumble Recoveries 1 at Philadelphia Eagles, Nov 27, 2022

Tackles For Loss 2 at Denver Broncos, Oct 22, 2023
1 at Philadelphia Eagles, Sep 06, 2024
...10 more at 1.

Interceptions 1 at Chicago Bears, Sep 10, 2023

Interception Return Yards 37 at Chicago Bears, Sep 10, 2023

Special Teams Tackles 1 vs. Tennessee Titans, Nov 17, 2022
1 vs. New England Patriots, Oct 02, 2022

2024 GXG REGULAR SEASON (PACKERS)

| DATE | OPPONENT | P/S | TK | S | A | SK | YDS | INT | PD | FF | FR |
|--------------------|-----------|------------|-----------|----------|----------|------------|------------|----------|----------|----------|----------|
| 09/06 | at Eagles | S | 11 | 7 | 4 | 0.0 | 0.0 | 0 | 0 | 0 | 0 |
| 2024 TOTALS | | 1-1 | 11 | 7 | 4 | 0.0 | 0.0 | 0 | 0 | 0 | 0 |

RASHEED WALKER

63

TACKLE
PENN STATE

Third NFL Season | Third Packers Season



Ht: 6-6 | Wt: 324 | Born: February 13, 2000 | NFL Games Played/Started: 19/16 | Acquired: D7c-22

AT A GLANCE

- » Appeared in all 17 games with 15 starts at LT in 2023 and was part of a line that helped the Packers rank No. 3 in the NFL in sacks allowed (30) and No. 4 in sacks allowed per passing play (4.9 pct.).
- » His 15 starts last season were the most by a Green Bay offensive lineman selected in the seventh round within his first two NFL seasons since T Mark Tauscher started all 16 games in his second season (2001).
- » Selected by the Packers with the third of four picks in the seventh round (No. 249 overall) of the 2022 NFL Draft, becoming the first offensive lineman drafted by Green Bay out of Penn State since G Marco Rivera in 1996.
- » Appeared in 36 games over four seasons at Penn State (2018-21), starting the final 32 contests at LT.
- » Earned third-team All-Big Ten honors as a senior in 2021, helping the Nittany Lions feature a 3,000-yard passer (QB Sean Clifford, 3,107) and a 1,000-yard receiver (WR Jahan Dotson, 1,182) for only the second time in school history.

2024 SEASON: At Philadelphia (Sept. 6): Started at LT and played all 67 snaps. Helped protect QB Jordan Love as he was sacked just once on the evening and cleared holes for Green Bay to register 163 rushing yards on just 21 carries (7.8 avg.).

RASHEED WALKER'S NFL REGULAR-SEASON STATISTICS

| DATE | TEAM | GP | GS |
|-------------------|---------|-----------|-----------|
| 2022 | Packers | 1 | 0 |
| 2023 | Packers | 17 | 15 |
| 2024 | Packers | 1 | 1 |
| NFL TOTALS | | 19 | 16 |

RASHEED WALKER'S NFL POSTSEASON STATISTICS

| DATE | TEAM | GP | GS |
|-------------------|---------|----------|----------|
| 2023 | Packers | 2 | 2 |
| NFL TOTALS | | 2 | 2 |

2024 GXG REGULAR SEASON (PACKERS)

| DATE | OPPONENT | P/S |
|--------------------|-----------|------------|
| 09/06 | at Eagles | S |
| 2024 TOTALS | | 1-1 |

CHRISTIAN WATSON

9

WIDE RECEIVER
NORTH DAKOTA STATE

Third NFL Season | Third Packers Season



Ht: 6-4 | Wt: 208 | Born: May 12, 1999 | NFL Games Played/Started: 24/21 | Acquired: D2-22

AT A GLANCE

- » Posted a team-high 12 TD receptions in 2022-23, the fifth most by a Packer in his first two NFL seasons behind only Billy Howton (17), Greg Jennings (15), Don Hutson (14) and Sterling Sharpe (13).
- » Led the team with seven TD catches in 2022, the fourth most in team history by a rookie behind only Howton (13 in 1952), Max McGee (nine in 1954) and Jayden Reed (eight in 2023).
- » In 2022, became only the third player in franchise history to that point to post seven-plus receiving TDs and multiple rushing TDs in a season, joining Johnny "Blood" McNally (1931) and Don Hutson (1941).
- » Posted eight TDs from scrimmage in Weeks 10-13 in 2022, tied for the most over a four-game span by a rookie WR in league history (Vikings WR Randy Moss, 1998).
- » Finished his career at North Dakota State ranked No. 2 in school history (min. 50 rec.) in yards per reception (20.4 avg.) and yards per kickoff return (26.4 avg.), No. 8 in receiving yards (2,140) and No. 10 in receptions (105).
- » Earned second-team All-America honors at wide receiver from *The Associated Press* as a senior in 2021 after leading the Bison with a career-high 43 catches for a career-best 801 yards (18.6 avg.) and seven TDs. Earned first-team AP All-America recognition at kickoff returner as a junior in 2020 after averaging 33.8 yards on 10 kickoff returns.

2024 SEASON: At Philadelphia (Sept. 6): Started and played 42 of 67 snaps, posting three catches for 13 yards (4.3 avg.), highlighted by a 2-yard TD catch early in the second half.

CHRISTIAN WATSON'S NFL REGULAR-SEASON RUSHING/RECEIVING STATISTICS

| DATE | TEAM | GP | GS | RECEIVING | | | | RUSHING | | | | | |
|-------------------|---------|-----------|-----------|-----------|--------------|-------------|-----------|-----------|-----------|-----------|------------|------------|----------|
| | | | | NO. | YDS. | AVG. | LG | TD | NO. | YDS. | AVG. | LG | TD |
| 2022 | Packers | 14 | 11 | 41 | 611 | 14.9 | 63t | 7 | 7 | 80 | 11.4 | 46t | 2 |
| 2023 | Packers | 9 | 9 | 28 | 422 | 15.1 | 77 | 5 | 4 | 11 | 2.8 | 13 | 0 |
| 2024 | Packers | 1 | 1 | 3 | 13 | 4.3 | 6 | 1 | 0 | 0 | 0.0 | 0 | 0 |
| NFL TOTALS | | 24 | 21 | 72 | 1,046 | 14.5 | 77 | 13 | 11 | 91 | 8.3 | 46t | 2 |

CHRISTIAN WATSON'S NFL POSTSEASON RUSHING/RECEIVING STATISTICS

| DATE | TEAM | GP | GS | RECEIVING | | | | RUSHING | | | | | |
|-------------------|---------|----------|----------|-----------|-----------|-------------|-----------|----------|----------|----------|------------|----------|----------|
| | | | | NO. | YDS. | AVG. | LG | TD | NO. | YDS. | AVG. | LG | TD |
| 2023 | Packers | 2 | 0 | 2 | 20 | 10.0 | 11 | 0 | 0 | 0 | 0.0 | 0 | 0 |
| NFL TOTALS | | 2 | 0 | 2 | 20 | 10.0 | 11 | 0 | 0 | 0 | 0.0 | 0 | 0 |

CHRISTIAN WATSON'S NFL REGULAR-SEASON RETURN STATISTICS

| DATE | TEAM | RET. | KICKOFF RETURNS | | | |
|-------------------|---------|----------|-----------------|-------------|-----------|----------|
| | | | YDS. | AVG. | LG | TD |
| 2022 | Packers | 2 | 35 | 17.5 | 18 | 0 |
| 2023 | Packers | 0 | 0 | 0.0 | 0 | 0 |
| 2024 | Packers | 0 | 0 | 0.0 | 0 | 0 |
| NFL TOTALS | | 2 | 35 | 17.5 | 18 | 0 |

SINGLE-GAME HIGHS: RUSHING/RECEIVING

| | | | |
|----------------------|--|---------------------------|---|
| Rush Attempts | 2 vs. Kansas City Chiefs, Dec 03, 2023 2 vs. Detroit Lions, Jan 08, 2023 | Receiving Yards | 110 at Philadelphia Eagles, Nov 27, 2022 107 vs. Dallas Cowboys, Nov 13, 2022 |
| Rushing Yards | 46 at Chicago Bears, Dec 04, 2022 15 vs. Kansas City Chiefs, Dec 03, 2023 ...1 more at 15. | Receiving Average | 30.3 at Las Vegas Raiders, Oct 09, 2023 27.5 at Philadelphia Eagles, Nov 27, 2022 |
| Longest Runs | 46t at Chicago Bears, Dec 04, 2022 15t vs. New England Patriots, Oct 02, 2022 1 at Chicago Bears, Dec 04, 2022 | Longest Receptions | 77 at Las Vegas Raiders, Oct 09, 2023 63t at Philadelphia Eagles, Nov 27, 2022 |
| Rushing TDs | 1 vs. New England Patriots, Oct 02, 2022 | Receiving TDs | 3 vs. Dallas Cowboys, Nov 13, 2022 2 vs. Kansas City Chiefs, Dec 03, 2023 ...1 more at 2. |
| Receptions | 7 vs. Kansas City Chiefs, Dec 03, 2023 6 at Miami Dolphins, Dec 25, 2022 | Scrimmage Yards | 116 vs. Detroit Lions, Jan 08, 2023 110 at Philadelphia Eagles, Nov 27, 2022 |

2024 GXG REGULAR SEASON (PACKERS)

| DATE | OPPONENT | P/S | RECEIVING | | | | RUSHING | | | | | |
|--------------------|-----------|------------|-----------|-----------|------------|----------|----------|----------|----------|------------|----------|----------|
| | | | NO. | YDS. | AVG. | LG | TD | NO. | YDS. | AVG. | LG | TD |
| 09/06 | at Eagles | S | 3 | 13 | 4.3 | 6 | 1 | 0 | 0 | 0.0 | 0 | 0 |
| 2024 TOTALS | | 1-1 | 3 | 13 | 4.3 | 6 | 1 | 0 | 0 | 0.0 | 0 | 0 |

DANIEL WHELAN 19

PUNTER
UC DAVIS

Second NFL Season | Second Packers Season



Ht: 6-5 | Wt: 216 | Born: February 10, 1999 | NFL Games Played/Started: 18/0 | Acquired: FA-23

AT A GLANCE

- » Averaged 46.2 yards per punt in 2023 in his first season with the Packers, the second-best single-season mark in team history behind only Corey Bojorquez (46.5 avg. in 2021).
- » Posted 22 punts of 50-plus yards last season, tied for the third most in a season by a Green Bay punter since 2000 behind only Jon Ryan (24 in 2006) and Justin Vogel (23 in 2017).
- » Became the first Irish-born player to play in the NFL since 1985 (Cardinals K Neil O'Donoghue).
- » Played for the D.C. Defenders in 2023, earning All-XFL honors after ranking No. 3 in the league in both punting average (45.6) and punts inside the 20 (11).
- » Played in 47 games in five seasons (2017-21) at UC-Davis, finishing his career ranked No. 1 in school history in punting average (44.0) and punts inside the 20 (86).
- » Moved to California with his mother when he was 13 years old and earned All-Southern Section and All-DeAnza League honors in both of his final two years at Rancho Mirage (Calif.) High School.

2024 SEASON: At Philadelphia (Sept. 6): Punted twice for a total of 74 yards (37.0-yard average), placing one punt inside the 20 and recording a long of 41 yards.

DANIEL WHELAN'S NFL REGULAR-SEASON PUNTING STATISTICS

| DATE | TEAM | GP | NO. | YDS. | AVG. | OPP. RET. | YDS. | NET YDS. | AVG. | TB | IN20 | LG | BK |
|-------------------|---------|-----------|-----------|--------------|-------------|-----------|------------|--------------|-------------|----------|-----------|-----------|----------|
| 2023 | Packers | 17 | 57 | 2,634 | 46.2 | 23 | 270 | 2,264 | 39.7 | 5 | 18 | 68 | 0 |
| 2024 | Packers | 1 | 2 | 74 | 37.0 | 0 | 0 | 74 | 37.0 | 0 | 1 | 41 | 0 |
| NFL TOTALS | | 18 | 59 | 2,708 | 45.9 | 23 | 270 | 2,338 | 39.6 | 5 | 19 | 68 | 0 |

DANIEL WHELAN'S NFL POSTSEASON PUNTING STATISTICS

| DATE | TEAM | GP | NO. | YDS. | AVG. | OPP. RET. | YDS. | NET YDS. | AVG. | TB | IN20 | LG | BK |
|-------------------|---------|----------|----------|------------|-------------|-----------|----------|------------|-------------|----------|----------|-----------|----------|
| 2023 | Packers | 2 | 4 | 155 | 38.8 | 0 | 0 | 155 | 38.8 | 0 | 3 | 42 | 0 |
| NFL TOTALS | | 2 | 4 | 155 | 38.8 | 0 | 0 | 155 | 38.8 | 0 | 3 | 42 | 0 |

SINGLE-GAME HIGHS: PUNTER

| | | | |
|---------------------|--|-----------------|---|
| Punts | 5 vs. Detroit Lions, Sep 28, 2023 | Net Punting Avg | 46.4 vs. Detroit Lions, Sep 28, 2023 |
| | 5 at Chicago Bears, Sep 10, 2023 | | 44.5 at Las Vegas Raiders, Oct 09, 2023 |
| Gross Punting Yards | 259 vs. Detroit Lions, Sep 28, 2023 | Longest Punts | 68 at Chicago Bears, Sep 10, 2023 |
| | 249 at Chicago Bears, Sep 10, 2023 | | 61 vs. Los Angeles Chargers, Nov 19, 2023 |
| Gross Punting Avg | 51.8 vs. Minnesota Vikings, Oct 29, 2023 | Inside the 20 | 4 at Detroit Lions, Nov 23, 2023 |
| | 51.8 vs. Detroit Lions, Sep 28, 2023 | | 2 vs. Kansas City Chiefs, Dec 03, 2023 |
| Net Punting Yards | 232 vs. Detroit Lions, Sep 28, 2023 | | ...3 more at 2. |
| | 193 at Chicago Bears, Sep 10, 2023 | | |

2024 GXG REGULAR SEASON (PACKERS)

| DATE | OPPONENT | | NO. | YDS. | AVG. | OPP. RET. | YDS. | NET YDS. | AVG | TB | IN20 | LG | BK |
|--------------------|-----------|----------|----------|-----------|-------------|-----------|----------|-----------|-------------|----------|----------|-----------|----------|
| 09/06 | at Eagles | P | 2 | 74 | 37.0 | 0 | 0 | 74 | 37.0 | 0 | 1 | 41 | 0 |
| 2024 TOTALS | | 1 | 2 | 74 | 37.0 | 0 | 0 | 74 | 37.0 | 0 | 1 | 41 | 0 |

DONTAYVION WICKS

13

WIDE RECEIVER
VIRGINIA

Second NFL Season | Second Packers Season



Ht: 6-1 | Wt: 206 | Born: June 16, 2001 | NFL Games Played/Started: 16/6 | Acquired: D5b-23

AT A GLANCE

- » Ranked No. 3 on the team with 39 receptions for 581 yards (14.9 avg.) and four TDs in 2023, finishing No. 2 in the league in yards per catch among rookies.
- » Posted a team-high 18 explosive receptions (16-plus yards), the most by a Packers rookie dating back to 2000 and tied for No. 4 among NFL rookies last season.
- » Of his 39 receptions, 18 went for 16-plus yards, a 46.2 percentage that ranked No. 4 in the NFL among players with two-plus catches a game. Dating back to 2000, his 46.2 mark was the top percentage posted by a Packer with 30-plus receptions.
- » Set the University of Virginia single-season school record for receiving yards with 1,203 yards on 57 catches (21.1 avg.) in 2021, surpassing WR Herman Moore's mark of 1,190 yards in 1990.
- » His average of 21.1 yards per reception in 2021 led the Atlantic Coast Conference and ranked No. 5 in the country.
- » Registered six 100-yard receiving games in 2021, tying WR Germane Crowell (1997) for the most in a season in school history.

2024 SEASON: At Philadelphia (Sept. 6): Appeared on 31 plays on offense.

DONTAYVION WICKS' NFL REGULAR-SEASON RECEIVING STATISTICS

| DATE | TEAM | GP | GS | RECEIVING | | | | |
|-------------------|---------|-----------|----------|-----------|------------|-------------|-----------|----------|
| | | | | NO. | YDS. | AVG. | LG | TD |
| 2023 | Packers | 15 | 6 | 39 | 581 | 14.9 | 35 | 4 |
| 2024 | Packers | 1 | 0 | 0 | 0 | 0.0 | 0 | 0 |
| NFL TOTALS | | 16 | 6 | 39 | 581 | 14.9 | 35 | 4 |

DONTAYVION WICKS' NFL POSTSEASON RECEIVING STATISTICS

| DATE | TEAM | GP | GS | RECEIVING | | | | |
|-------------------|---------|----------|----------|-----------|-----------|-------------|------------|----------|
| | | | | NO. | YDS. | AVG. | LG | TD |
| 2023 | Packers | 2 | 2 | 2 | 25 | 12.5 | 20t | 1 |
| NFL TOTALS | | 2 | 2 | 2 | 25 | 12.5 | 20t | 1 |

SINGLE-GAME HIGHS: RUSHING/RECEIVING

| | | | |
|--------------------------|---|---------------------------|---|
| Longest Runs | 1 at Denver Broncos, Oct 22, 2023 | Longest Receptions | 35 vs. Los Angeles Chargers, Nov 19, 2023 |
| Receptions | 6 vs. Chicago Bears, Jan 07, 2024 | | 32 at Pittsburgh Steelers, Nov 12, 2023 |
| | 6 vs. Tampa Bay Buccaneers, Dec 17, 2023 | | ...1 more at 32. |
| Receiving Yards | 97 vs. Tampa Bay Buccaneers, Dec 17, 2023 | Receiving TDs | 2 vs. Chicago Bears, Jan 07, 2024 |
| | 91 vs. Los Angeles Chargers, Nov 19, 2023 | | 1 at Carolina Panthers, Dec 24, 2023 |
| Receiving Average | 30.3 vs. Los Angeles Chargers, Nov 19, 2023 | | ...1 more at 1. |
| | 17.0 at Pittsburgh Steelers, Nov 12, 2023 | Most TDs | 2 vs. Chicago Bears, Jan 07, 2024 |
| | | | 1 at Carolina Panthers, Dec 24, 2023 |
| | | | ...1 more at 1. |
| | | Scrimmage Yards | 97 vs. Tampa Bay Buccaneers, Dec 17, 2023 |
| | | | 91 vs. Los Angeles Chargers, Nov 19, 2023 |

2024 GXG REGULAR SEASON (PACKERS)

| DATE | OPPONENT | P/S | RECEIVING | | | | | RUSHING | | | | |
|--------------------|-----------|------------|-----------|----------|------------|----------|----------|----------|----------|------------|----------|----------|
| | | | NO. | YDS. | AVG. | LG | TD | NO. | YDS. | AVG. | LG | TD |
| 09/06 | at Eagles | P | 0 | 0 | 0.0 | 0 | 0 | 0 | 0 | 0.0 | 0 | 0 |
| 2024 TOTALS | | 1-0 | 0 | 0 | 0.0 | 0 | 0 | 0 | 0 | 0.0 | 0 | 0 |

EVAN WILLIAMS

33

SAFETY
OREGON



Rookie



Ht: 5-11 | Wt: 200 | Born: July 28, 2001 | NFL Games Played/Started: 1/0 | Acquired: D4-24

AT A GLANCE

- » Played four seasons at Fresno State (2019-22) and one season at Oregon (2023).
- » Overall, saw action in 52 games with 45 starts in five seasons (2019-23), recording 307 tackles (214 solo), 16 tackles for a loss, 5½ sacks, four QB hurries, four interceptions, 16 passes defended, four forced fumbles and five fumble recoveries.
- » Was selected to an all-conference team in each of his final four seasons in college.
- » Earned second-team All-Pacific-12 honors from the coaches and third-team All-Pac-12 recognition from Phil Steele's College Football in 2023 after leading the Ducks with 82 tackles (49 solo) and recording a career-high 4½ sacks (No. 2 on the team and No. 1 among Pac-12 defensive backs).
- » Selected by the Packers in the fourth round (No. 111 overall) of the 2024 NFL Draft, becoming the first University of Oregon defensive player to be drafted by Green Bay since DE Emery Barnes (18th round, No. 207 overall) in 1954.
- » Was named the CIF-Central Coast Section All-Around Player of the Year and the West Catholic Athletic League Player of the Year in 2018 at St. Francis High School (Mountain View, Calif.).

2024 SEASON: At Philadelphia (Sept. 6): Made his NFL debut, seeing action on 16 special teams snaps.

EVAN WILLIAMS' NFL REGULAR-SEASON DEFENSIVE STATISTICS

| YEAR | TEAM | GP | GS | TACKLES | | | | | INTERCEPTIONS | | | | | | | ST | | | | MISC | | | | | | |
|-------------------|---------|----------|----------|----------|----------|----------|----------|----------|---------------|------------|----------|----------|----------|----------|----------|----------|----------|----------|----------|----------|----------|----------|----------|----------|----------|----------|
| | | | | TK | S | A | TFL | YDS | SK | YDS | QBH | NO | YDS | LG | TD | PD | FF | FR | TD | YDS | TK | S | A | FF | FR | S |
| 2024 | Packers | 1 | 0 | 0 | 0 | 0 | 0 | 0 | 0.0 | 0.0 | 0 | 0 | 0 | 0 | 0 | 0 | 0 | 0 | 0 | 0 | 0 | 0 | 0 | 0 | 0 | 0 |
| NFL TOTALS | | 1 | 0 | 0 | 0 | 0 | 0 | 0 | 0.0 | 0.0 | 0 | 0 | 0 | 0 | 0 | 0 | 0 | 0 | 0 | 0 | 0 | 0 | 0 | 0 | 0 | 0 |

2024 GXG REGULAR SEASON (PACKERS)

| DATE | OPPONENT | P/S | TK | S | A | SK | YDS | INT | PD | FF | FR |
|--------------------|-----------|------------|----------|----------|----------|------------|------------|----------|----------|----------|----------|
| 09/06 | at Eagles | P | 0 | 0 | 0 | 0.0 | 0.0 | 0 | 0 | 0 | 0 |
| 2024 TOTALS | | 1-0 | 0 | 0 | 0 | 0.0 | 0.0 | 0 | 0 | 0 | 0 |

MALIK WILLIS

2

QUARTERBACK
LIBERTY



Third NFL Season | First Packers Season



Ht: 6-1 | Wt: 225 | Born: May 25, 1999 | NFL Games Played/Started: 12/3 | Acquired: T-24 (Ten.)

AT A GLANCE

- » Appeared in 11 regular-season games with three starts for the Tennessee Titans in 2022-23.
- » Originally selected by the Titans in the third round (No. 86 overall) of the 2022 NFL Draft.
- » Appeared in 38 games with 23 starts in four total collegiate seasons, playing two seasons at Liberty University (2020-21) after starting his collegiate career at Auburn (2017-18).
- » In his four collegiate seasons, completed 388 of 618 passes (62.8 pct.) for 5,191 yards and 48 TDs with 18 interceptions. He also rushed for 2,131 yards and 29 TDs on 366 career rushing attempts (5.8 avg.). His 74 total passing and rushing TDs in 2020-21 ranked No. 1 among all FBS players.
- » In his final season at Liberty University in 2021, completed 207 of 339 passes (61.1 pct.) for 2,862 yards and 27 touchdowns to go along with 197 rushing attempts for 878 yards (4.5 avg.) and 13 TDs.
- » Named the 2021 Bobby Bowden Trophy winner, which is presented annually to "a college football player who epitomizes a student-athlete of faith and conducts himself as an exemplary model in the classroom, on the field, on the campus and in the community."

2024 SEASON: At Philadelphia (Sept. 6): Took over for an injured Jordan Love (knee) for the final two plays of the game in his Green Bay debut and had one passing attempt.

REGULAR-SEASON COMPARISON: PASSING - INDIANAPOLIS COLTS

| DATE | OPP | W/L | GP/GS | C | ATT | YDS. | AVG. | TD | LG | INT | SK | SKYD | RTG |
|---------------|-------------|-----|-------|---|-----|------|------|----|----|-----|----|------|-----|
| 10/23/22 | TEN vs. IND | W | P | 0 | 0 | 0 | 0.0 | 0 | 0 | 0 | 0 | 0 | 0.0 |
| TOTALS | | 1/0 | 1/0 | 0 | 0 | 0 | 0 | 0 | 0 | 0 | 0 | 0 | -- |

MALIK WILLIS' NFL REGULAR-SEASON PASSING/RUSHING STATISTICS

| DATE | TEAM | GP | GS | PASSING | | | | | | | | | | RUSHING | | | | | |
|---------------|---------|----|----|---------|------|------|-----|------|----|------|----|----|-----|---------|-----|------|------|----|----|
| | | | | ATT. | CMP. | PCT. | YDS | AVG. | TD | INT. | LG | SK | LST | RATE | NO. | YDS. | AVG. | LG | TD |
| 2022 | Titans | 8 | 3 | 61 | 31 | 50.8 | 276 | 4.5 | 0 | 3 | 48 | 10 | 49 | 42.8 | 27 | 123 | 4.6 | 17 | 1 |
| 2023 | Titans | 3 | 0 | 5 | 4 | 80.0 | 74 | 14.8 | 0 | 0 | 48 | 4 | 30 | 118.8 | 5 | 21 | 4.2 | 11 | 0 |
| 2024 | Packers | 1 | 0 | 1 | 0 | 0.0 | 0 | 0.0 | 0 | 0 | 0 | 1 | 4 | 39.6 | 0 | 0 | 0.0 | 0 | 0 |
| TOTALS | | 12 | 3 | 67 | 35 | 52.2 | 350 | 5.2 | 0 | 3 | 48 | 15 | 83 | 48.7 | 32 | 144 | 4.5 | 17 | 1 |

SINGLE-GAME HIGHS: QUARTERBACK

| | |
|-----------------------|--|
| Pass Attempts | 23 vs. Houston Texans, Dec 24, 2022 |
| | 16 at Kansas City Chiefs, Nov 06, 2022 |
| Pass Completions | 14 vs. Houston Texans, Dec 24, 2022 |
| | 6 at Houston Texans, Oct 30, 2022 |
| Yards Passing | 99 vs. Houston Texans, Dec 24, 2022 |
| | 80 at Kansas City Chiefs, Nov 06, 2022 |
| Long Passes | 48 vs. Baltimore Ravens, Oct 15, 2023 |
| | 48 at Kansas City Chiefs, Nov 06, 2022 |
| Completion Percentage | 60.9 vs. Houston Texans, Dec 24, 2022 |
| | 31.3 at Kansas City Chiefs, Nov 06, 2022 |
| Passer Rating | 49.0 at Kansas City Chiefs, Nov 06, 2022 |
| | 34.5 vs. Houston Texans, Dec 24, 2022 |

| | |
|-----------------|---|
| Rush Attempts | 8 at Kansas City Chiefs, Nov 06, 2022 |
| | 7 vs. Houston Texans, Dec 24, 2022 |
| Rushing Yards | 43 vs. Houston Texans, Dec 24, 2022 |
| | 40 at Kansas City Chiefs, Nov 06, 2022 |
| Rushing Average | 6.1 vs. Houston Texans, Dec 24, 2022 |
| | 5.0 at Kansas City Chiefs, Nov 06, 2022 |
| Longest Runs | 17 at Kansas City Chiefs, Nov 06, 2022 |
| | 14t vs. Houston Texans, Dec 24, 2022 |
| Rushing TDs | 1 vs. Houston Texans, Dec 24, 2022 |

2024 GXG REGULAR SEASON (PACKERS)

| DATE | OPPONENT | P/S | PASSING | | | | | | | | | | | RUSHING | | | |
|--------------------|-----------|-----|---------|-----|-----|-----|-----|-----|----|-----|----|-------|------|---------|-----|----|----|
| | | | ATT | CMP | YDS | PCT | Y/A | Y/C | TD | INT | LG | SK/YD | RATE | ATT | YDS | LG | TD |
| 09/06 | at Eagles | P | 1 | 0 | 0 | 0.0 | 0.0 | 0.0 | 0 | 0 | 0 | 1/4 | 39.6 | 0 | 0 | 0 | 0 |
| 2024 TOTALS | | 1-0 | 1 | 0 | 0 | 0.0 | 0.0 | 0.0 | 0 | 0 | 0 | 1/4 | 39.6 | 0 | 0 | 0 | 0 |

EMANUEL WILSON

31

RUNNING BACK
FORT VALLEY STATE

Second NFL Season | Second Packers Season



Ht: 5-10 | Wt: 226 | Born: May 8, 1999 | NFL Games Played/Started: 8/0 | Acquired: FA-23

AT A GLANCE

- » Played in seven games for the Packers as a rookie last season, posting 85 rushing yards on 14 carries (6.1 avg.) while adding four receptions for 23 yards (5.8 avg.).
- » Rushed for a career-best 43 yards on four carries (10.8 avg.) vs. the L.A. Rams in Week 9, including a career-long 31-yard run late in the fourth quarter, the longest run by a rookie RB for the Packers since Aaron Jones' 46-yarder vs. New Orleans on Oct. 22, 2017.
- » Led Fort Valley State with 1,371 rushing yards and 17 TDs on 209 carries (6.6 avg.) in 2022 on his way to being named the Southern Intercollegiate Athletic Conference Player of the Year and the conference's Offensive Player of the Year.
- » Started all 17 games he appeared in at Fort Valley State (2021-22), rushing for 2,206 yards and 24 TDs on 356 carries (6.2 avg.) along with 35 receptions for 330 yards (9.4 avg.) and two TDs after beginning his career at Johnson C. Smith University in 2019.
- » Was named the CIAA Freshman of the Year at Johnson C. Smith in 2019 after leading the team with 1,040 yards and 13 TDs on 159 carries (6.5 avg.).

2024 SEASON: At Philadelphia (Sept. 6): Rushed for a career-high 46 yards on just four carries (11.5 avg.), posting runs of 14 and 18 yards on Green Bay's second-quarter drive that was capped off with WR Jayden Reed's 33-yard TD run.

EMANUEL WILSON'S NFL REGULAR-SEASON RUSHING/RECEIVING STATISTICS

| DATE | TEAM | RUSHING | | | | | | | RECEIVING | | | | |
|-------------------|---------|----------|----------|-----------|------------|------------|-----------|----------|-----------|-----------|------------|----------|----------|
| | | GP | GS | NO. | YDS. | AVG. | LG | TD | NO. | YDS. | AVG. | LG | TD |
| 2023 | Packers | 7 | 0 | 14 | 85 | 6.1 | 31 | 0 | 4 | 23 | 5.8 | 9 | 0 |
| 2024 | Packers | 1 | 0 | 4 | 46 | 11.5 | 18 | 0 | 2 | 2 | 1.0 | 2 | 0 |
| NFL TOTALS | | 8 | 0 | 18 | 131 | 7.3 | 31 | 0 | 6 | 25 | 4.2 | 9 | 0 |

EMANUEL WILSON'S NFL POSTSEASON RUSHING/RECEIVING STATISTICS

| DATE | TEAM | RUSHING | | | | | | | RECEIVING | | | | |
|-------------------|---------|----------|----------|-----------|-----------|------------|----------|----------|-----------|-----------|-------------|-----------|----------|
| | | GP | GS | NO. | YDS. | AVG. | LG | TD | NO. | YDS. | AVG. | LG | TD |
| 2023 | Packers | 2 | 0 | 12 | 36 | 3.0 | 8 | 0 | 1 | 11 | 11.0 | 11 | 0 |
| NFL TOTALS | | 2 | 0 | 12 | 36 | 3.0 | 8 | 0 | 1 | 11 | 11.0 | 11 | 0 |

SINGLE-GAME HIGHS: RUSHING/RECEIVING

| | | | |
|----------------------|--|---------------------------|--|
| Rush Attempts | 4 at Philadelphia Eagles, Sep 06, 2024 4 vs. Los Angeles Rams, Nov 05, 2023 | Receiving Yards | 9 vs. Los Angeles Chargers, Nov 19, 2023 8 at Denver Broncos, Oct 22, 2023 |
| Rushing Yards | 46 at Philadelphia Eagles, Sep 06, 2024 43 vs. Los Angeles Rams, Nov 05, 2023 | Longest Receptions | 9 vs. Los Angeles Chargers, Nov 19, 2023 6 vs. New Orleans Saints, Sep 24, 2023 |
| Longest Runs | 31 vs. Los Angeles Rams, Nov 05, 2023 18 at Philadelphia Eagles, Sep 06, 2024 | Scrimmage Yards | 46 at Philadelphia Eagles, Sep 06, 2024 43 vs. Los Angeles Rams, Nov 05, 2023 |
| Receptions | 2 at Philadelphia Eagles, Sep 06, 2024 2 at Denver Broncos, Oct 22, 2023 | | |

2024 GXG REGULAR SEASON (PACKERS)

| DATE | OPPONENT | P/S | RUSHING | | | | | RECEIVING | | | | | |
|--------------------|-----------|-----|------------|----------|-----------|-------------|-----------|-----------|----------|----------|------------|----------|----------|
| | | | NO. | YDS. | AVG. | LG | TD | NO. | YDS. | AVG. | LG | TD | |
| 09/06 | at Eagles | P | 4 | 46 | 11.5 | 18 | 0 | 2 | 2 | 1.0 | 2 | 0 | |
| 2024 TOTALS | | | 1-0 | 4 | 46 | 11.5 | 18 | 0 | 2 | 2 | 1.0 | 2 | 0 |

ERIC WILSON

45

LINEBACKER
CINCINNATI

Eighth NFL Season | Third Packers Season



Ht: 6-1 | Wt: 230 | Born: September 26, 1994 | NFL Games Played/Started: 109/28 | Acquired: FA-22 (PS-NO)

AT A GLANCE

- » In his first seven seasons in the NFL, appeared in 108 regular-season games with 27 starts for the Minnesota Vikings (2017-20), Philadelphia Eagles (2021), Houston Texans (2021) and Packers (2022-23), recording 278 tackles (147 solo), nine sacks, four interceptions, nine passes defended, two forced fumbles and three fumble recoveries.
- » Has played in six postseason contests with two starts, recording 13 tackles (five solo), a QB hit and two special teams tackles.
- » Ranks No. 4 in the NFL with 24 special teams tackles over the past two seasons (2022-23), per TruMedia.
- » Posted 50 special teams tackles from 2017-23, tied for No. 7 in the NFL among linebackers over that span (TruMedia).
- » Started a career-high 15 games for the Vikings in 2020 and posted career bests in tackles (121), sacks (three) and INTs (three), the only player in the NFL to register 100-plus tackles, three-plus sacks and three-plus INTs in 2020.

2024 SEASON: At Philadelphia (Sept. 6): Made his first start as a Packer and played 15 snaps on defense, recording four tackles (three solo) and two tackles for a loss. Brought down RB Saquon Barkley for a loss of 5 yards on the Eagles' first play from scrimmage. Tackled Barkley again for a loss of a yard on a run up the middle in the second quarter. Also played a team-high 24 special teams snaps.

REGULAR-SEASON COMPARISON: DEFENSIVE - INDIANAPOLIS COLTS

| DATE | OPP | W/L | GP/GS | TACKLES | | | | | SACK | YDS. | INT | TFL | PD | QBH | TD | MISC | | |
|---------------|-------------|------------|------------|----------|----------|----------|------------|------------|----------|----------|----------|----------|----------|----------|----------|----------|---|--|
| | | | | TOT | SOLO | ASST | FF | FR | | | | | | | | | | |
| 9/20/20 | MIN @ IND | L | P | 7 | 5 | 2 | 0.0 | 0.0 | 1 | 1 | 1 | 0 | 0 | 0 | 0 | 0 | 0 | |
| 12/5/21 | HST vs. IND | L | P | 0 | 0 | 0 | 0.0 | 0.0 | 0 | 0 | 0 | 0 | 0 | 0 | 0 | 0 | | |
| TOTALS | | 0/2 | 2/0 | 7 | 5 | 2 | 0.0 | 0.0 | 1 | 1 | 1 | 0 | 0 | 0 | 0 | 0 | | |

ERIC WILSON'S NFL REGULAR-SEASON DEFENSIVE STATISTICS

| YEAR | TEAM | GP | GS | TK | S | TACKLES | | | | | INTERCEPTIONS | | | | | | | ST | | | MISC | | | | | | | | |
|-------------------|--------------|------------|----------|-----------|------------|------------|------------|-----------|------------|------------|---------------|-----------|----------|-----------|-----------|----------|----------|----------|----------|----------|----------|----------|-----------|-----------|-----------|----------|----------|----------|----------|
| | | | | | | A | TFL | YDS | SK | YDS | QBH | NO | YDS | LG | TD | PD | FF | FR | TD | YDS | TK | S | A | FF | FR | S | A | | |
| 2017 | Vikings | 16 | 0 | 0 | 0 | 0 | 0 | 0.0 | 0.0 | 0 | 0 | 0 | 0 | 0 | 0 | 0 | 0 | 0 | 8 | 5 | 3 | 1 | 0 | 0 | 0 | | | | |
| 2018 | Vikings | 16 | 4 | 32 | 23 | 9 | 4 | 18 | 2.0 | 13.0 | 5 | 0 | 0 | 0 | 0 | 0 | 0 | 0 | 10 | 8 | 2 | 0 | 0 | 0 | 0 | | | | |
| 2019 | Vikings | 16 | 6 | 57 | 32 | 25 | 6 | 28 | 3.0 | 24.0 | 5 | 0 | 0 | 0 | 0 | 0 | 0 | 5 | 4 | 1 | 0 | 1 | 0 | 0 | 0 | | | | |
| 2020 | Vikings | 16 | 15 | 121 | 62 | 59 | 8 | 36 | 3.0 | 14.5 | 9 | 3 | 23 | 16 | 8 | 1 | 2 | 0 | 7 | 1 | 0 | 1 | 0 | 0 | 0 | | | | |
| 2021 | Eagles | 7 | 2 | 43 | 18 | 25 | 1 | 3 | 0.0 | 0.0 | 1 | 1 | 7 | 7 | 0 | 0 | 0 | 0 | 0 | 0 | 0 | 0 | 0 | 0 | 0 | | | | |
| 2021 | Texans | 7 | 0 | 1 | 1 | 0 | 0 | 0 | 0.0 | 0.0 | 0 | 0 | 0 | 0 | 0 | 0 | 0 | 0 | 2 | 1 | 1 | 0 | 0 | 0 | 0 | | | | |
| 2021 | TOTAL | 14 | 2 | 44 | 19 | 25 | 1 | 3 | 0.0 | 0.0 | 1 | 1 | 7 | 7 | 0 | 0 | 0 | 2 | 1 | 1 | 0 | 1 | 0 | 0 | 0 | | | | |
| 2022 | Packers | 13 | 0 | 4 | 2 | 2 | 1 | 2 | 1.0 | 2.0 | 0 | 0 | 0 | 0 | 0 | 0 | 0 | 0 | 13 | 7 | 6 | 0 | 0 | 0 | 0 | | | | |
| 2023 | Packers | 17 | 0 | 20 | 9 | 11 | 0 | 0 | 0.0 | 0.0 | 1 | 0 | 0 | 0 | 0 | 0 | 0 | 0 | 11 | 7 | 4 | 0 | 0 | 0 | 0 | | | | |
| 2024 | Packers | 1 | 1 | 4 | 3 | 1 | 2 | 6 | 0.0 | 0.0 | 0 | 0 | 0 | 0 | 0 | 0 | 0 | 0 | 0 | 0 | 0 | 0 | 0 | 0 | 0 | | | | |
| NFL TOTALS | | 109 | | 28 | 282 | 150 | 132 | 22 | 93 | 9.0 | 53.5 | 21 | 4 | 30 | 16 | 0 | 9 | 1 | 2 | 0 | 0 | 7 | 50 | 32 | 18 | 1 | 1 | 0 | 0 |

ERIC WILSON'S NFL POSTSEASON DEFENSIVE STATISTICS

| YEAR | TEAM | GP | GS | TK | S | A | TFL | YDS | SK | YDS | QBH | NO | YDS | LG | TD | PD | FF | FR | TD | YDS | TK | S | ST | | | MISC | | | |
|-------------------|---------|----------|----|----------|-----------|-----------|----------|----------|----------|------------|------------|----------|----------|----------|----------|----------|----------|----------|----------|----------|----------|----------|----------|----------|----------|----------|----------|----------|----------|
| | | | | | | | | | | | | | | | | | | | | | | | A | FF | FR | S | A | FF | FR |
| 2017 | Vikings | 2 | 0 | 0 | 0 | 0 | 0 | 0.0 | 0.0 | 0 | 0 | 0 | 0 | 0 | 0 | 0 | 0 | 0 | 0 | 0 | 1 | 0 | 1 | 0 | 0 | 0 | 0 | | |
| 2019 | Vikings | 2 | 2 | 13 | 9 | 4 | 0 | 0 | 0.0 | 0.0 | 1 | 0 | 0 | 0 | 0 | 0 | 0 | 0 | 0 | 0 | 0 | 0 | 0 | 0 | 0 | 0 | 0 | 0 | 0 |
| 2023 | Packers | 2 | 0 | 5 | 4 | 1 | 0 | 0 | 0.0 | 0.0 | 0 | 0 | 0 | 0 | 0 | 0 | 0 | 0 | 0 | 0 | 1 | 1 | 0 | 0 | 1 | 0 | 0 | 0 | 0 |
| NFL TOTALS | | 6 | | 2 | 18 | 13 | 5 | 0 | 0 | 0.0 | 0.0 | 1 | 0 | 0 | 0 | 0 | 0 | 0 | 0 | 0 | 2 | 1 | 1 | 0 | 1 | 0 | 1 | 0 | 0 |

SINGLE-GAME HIGHS: DEFENSIVE

| | | | |
|--------------------------|--|--|---|
| Total Tackles | 13 vs. Detroit Lions, Nov 08, 2020 12 vs. Chicago Bears, Dec 29, 2019 | Interceptions | 1 vs. Kansas City Chiefs, Oct 03, 2021 1 vs. Detroit Lions, Nov 08, 2020 ...2 more at 1. |
| Solo Tackles | 8 vs. Detroit Lions, Nov 08, 2020 7 vs. Chicago Bears, Dec 29, 2019 ...1 more at 7. | Interception Return Yards | 16 vs. Detroit Lions, Nov 08, 2020 7 vs. Kansas City Chiefs, Oct 03, 2021 ...1 more at 7. |
| Sacks | 2.0 vs. Oakland Raiders, Sep 22, 2019 1.0 at Buffalo Bills, Oct 30, 2022 ...5 more at 1.0. | Special Teams Tackles | 3 at Detroit Lions, Nov 06, 2022 2 at Minnesota Vikings, Dec 31, 2023 ...8 more at 2. |
| Passes Defensed | 2 at New Orleans Saints, Dec 25, 2020 1 vs. Kansas City Chiefs, Oct 03, 2021 ...6 more at 1. | Special Teams Forced Fumbles | 1 vs. Cincinnati Bengals, Dec 17, 2017 |
| Forced Fumbles | 1 vs. Green Bay Packers, Sep 13, 2020 | Special Teams Fumble Recoveries | 1 vs. Denver Broncos, Nov 17, 2019 |
| Fumble Recoveries | 1 at Green Bay Packers, Nov 01, 2020 1 vs. Atlanta Falcons, Oct 18, 2020 | Longest Opp Fumble Return | 4 at Green Bay Packers, Nov 01, 2020 3 vs. Atlanta Falcons, Oct 18, 2020 |
| Tackles For Loss | 3 at Detroit Lions, Dec 23, 2018 2 at Philadelphia Eagles, Sep 06, 2024 ...4 more at 2. | | |

2024 GXG REGULAR SEASON (PACKERS)

| DATE | OPPONENT | P/S | TK | S | A | SK | YDS | INT | PD | FF | FR |
|--------------------|-----------|------------|----------|----------|----------|------------|------------|----------|----------|----------|----------|
| 09/06 | at Eagles | S | 4 | 3 | 1 | 0.0 | 0.0 | 0 | 0 | 0 | 0 |
| 2024 TOTALS | | 1-1 | 4 | 3 | 1 | 0.0 | 0.0 | 0 | 0 | 0 | 0 |

COLBY WOODEN

96

DEFENSIVE LINEMAN
AUBURN

Second NFL Season | Second Packers Season



Ht: 6-4 | Wt: 273 | Born: December 21, 2000 | NFL Games Played/Started: 18/0 | Acquired: D4-23

AT A GLANCE

- » Played in all 17 regular-season games as a rookie and registered 17 tackles (10 solo), a half-sack, a tackle for a loss and two QB hits.
- » Appeared in both 2023 postseason contests, recording three tackles (one solo) and a QB hit on defense and adding a blocked field goal on special teams.
- » Appeared in 40 games with 36 starts in four seasons with Auburn, finishing his career with 152 tackles (91 solo), 30 tackles for a loss, 15 sacks, 23 QB hurries, six passes defended, three forced fumbles and three fumble recoveries.
- » Earned first-team all-state honors at Archer High School (Lawrenceville, Ga.), where he helped the Tigers advance to the Class 7A state semifinals.

2024 SEASON: At Philadelphia (Sept. 6): Played two snaps on special teams.

COLBY WOODEN'S NFL REGULAR-SEASON DEFENSIVE STATISTICS

| YEAR | TEAM | GP | GS | TACKLES | | | | | | | INTERCEPTIONS | | | | | | | ST | | | | MISC | | | | | |
|-------------------|---------|-----------|----------|-----------|-----------|----------|----------|----------|------------|------------|---------------|----------|----------|----------|----------|----------|----------|----------|----------|----------|----------|----------|----------|----------|----------|----------|---|
| | | | | TK | S | A | TFL | YDS | SK | YDS | QBH | NO | YDS | LG | TD | PD | FF | FR | TD | YDS | TK | S | A | FF | FR | S | A |
| 2023 | Packers | 17 | 0 | 17 | 10 | 7 | 1 | 2 | 0.5 | 5.0 | 2 | 0 | 0 | 0 | 0 | 0 | 0 | 0 | 0 | 0 | 0 | 0 | 0 | 0 | 0 | 0 | 0 |
| 2024 | Packers | 1 | 0 | 0 | 0 | 0 | 0 | 0 | 0.0 | 0.0 | 0 | 0 | 0 | 0 | 0 | 0 | 0 | 0 | 0 | 0 | 0 | 0 | 0 | 0 | 0 | 0 | |
| NFL TOTALS | | 18 | 0 | 17 | 10 | 7 | 1 | 2 | 0.5 | 5.0 | 2 | 0 | 0 | 0 | 0 | 0 | 0 | 0 | 0 | 0 | 0 | 0 | 0 | 0 | 0 | 0 | |

COLBY WOODEN'S NFL POSTSEASON DEFENSIVE STATISTICS

| YEAR | TEAM | GP | GS | TACKLES | | | | | | | INTERCEPTIONS | | | | | | | ST | | | | MISC | | | | | |
|-------------------|---------|----------|----------|----------|----------|----------|----------|----------|------------|------------|---------------|----------|----------|----------|----------|----------|----------|----------|----------|----------|----------|----------|----------|----------|----------|----------|---|
| | | | | TK | S | A | TFL | YDS | SK | YDS | QBH | NO | YDS | LG | TD | PD | FF | FR | TD | YDS | TK | S | A | FF | FR | S | A |
| 2023 | Packers | 2 | 0 | 3 | 1 | 2 | 0 | 0 | 0.0 | 0.0 | 1 | 0 | 0 | 0 | 0 | 0 | 0 | 0 | 0 | 0 | 0 | 0 | 0 | 0 | 0 | 0 | 0 |
| NFL TOTALS | | 2 | 0 | 3 | 1 | 2 | 0 | 0 | 0.0 | 0.0 | 1 | 0 | 0 | 0 | 0 | 0 | 0 | 0 | 0 | 0 | 0 | 0 | 0 | 0 | 0 | 0 | |

SINGLE-GAME HIGHS: DEFENSIVE

Total Tackles 4 vs. Detroit Lions, Sep 28, 2023
3 at Denver Broncos, Oct 22, 2023
Solo Tackles 2 at New York Giants, Dec 11, 2023
2 at Denver Broncos, Oct 22, 2023
...1 more at 2.

Tackles For Loss 1 vs. Detroit Lions, Sep 28, 2023

2024 GXG REGULAR SEASON (PACKERS)

| DATE | OPPONENT | P/S | TK | S | A | SK | YDS | INT | PD | FF | FR |
|--------------------|-----------|------------|----------|----------|----------|------------|------------|----------|----------|----------|----------|
| 09/06 | at Eagles | P | 0 | 0 | 0 | 0.0 | 0.0 | 0 | 0 | 0 | 0 |
| 2024 TOTALS | | 1-0 | 0 | 0 | 0 | 0.0 | 0.0 | 0 | 0 | 0 | 0 |

DEVONTE WYATT

95

DEFENSIVE LINEMAN
GEORGIA

Third NFL Season | Third Packers Season



Ht: 6-3 | Wt: 304 | Born: March 31, 1998 | NFL Games Played/Started: 34/5 | Acquired: D1b-22

AT A GLANCE

- » Set career marks for games played (17), games started (five), tackles (36), solo tackles (18), tackles for a loss (six, tied for No. 4 on the team), sacks (5½, No. 4 on the team) and QB hits (11, No. 4 on the team), and registered his first career fumble recovery in 2023.
- » Appeared in 16 games as a rookie in 2022 and recorded 15 tackles (eight solo), 1½ sacks, three QB hits, a pass defended and a forced fumble.
- » Was one of only two rookie defensive linemen (Dallas DE Sam Williams) to record at least one sack, one forced fumble and three QB hits in 2022 (Stathead.com).
- » Earned second-team All-America honors from *The Associated Press*, first-team All-SEC recognition from the coaches and second-team AP All-SEC honors in 2021.
- » Attended Towers High School (Decatur, Ga.) and earned Class 3A all-state honors as a senior in 2016 from the *Atlanta Journal-Constitution* and the Georgia Sportswriters Association.

2024 SEASON: At Philadelphia (Sept. 6): Played 36 snaps on defense, recording a solo tackle, a tackle for a loss and a fumble recovery. Recovered a fumbled snap by QB Jalen Hurts in the first quarter that gave Green Bay the ball at the Philadelphia 13 and the drive resulted in a field goal to extend the lead. Brought down RB Saquon Barkley for a loss of 3 yards on a run up the middle in the fourth quarter.

DEVONTE WYATT'S NFL REGULAR-SEASON DEFENSIVE STATISTICS

| YEAR | TEAM | GP | GS | TACKLES | | | | | | | INTERCEPTIONS | | | | | | | ST | | | MISC | | | | | | |
|-------------------|---------|-----------|----------|-----------|-----------|-----------|----------|-----------|------------|-------------|---------------|----------|----------|----------|----------|----------|----------|----------|----------|----------|----------|----------|----------|----------|----------|----------|---|
| | | | | TK | S | A | TFL | YDS | SK | YDS | QBH | NO | YDS | LG | TD | PD | FF | FR | TD | YDS | TK | S | A | FF | FR | S | A |
| 2022 | Packers | 16 | 0 | 15 | 8 | 7 | 0 | 0 | 1.5 | 6.5 | 3 | 0 | 0 | 0 | 0 | 1 | 1 | 0 | 0 | 0 | 0 | 0 | 0 | 0 | 0 | 0 | 0 |
| 2023 | Packers | 17 | 5 | 36 | 18 | 18 | 6 | 37 | 5.5 | 35.5 | 11 | 0 | 0 | 0 | 0 | 0 | 1 | 0 | 0 | 0 | 0 | 0 | 0 | 0 | 0 | 0 | |
| 2024 | Packers | 1 | 0 | 1 | 1 | 0 | 1 | 3 | 0.0 | 0.0 | 0 | 0 | 0 | 0 | 0 | 0 | 1 | 0 | 0 | 0 | 0 | 0 | 0 | 0 | 0 | 0 | |
| NFL TOTALS | | 34 | 5 | 52 | 27 | 25 | 7 | 40 | 7.0 | 42.0 | 14 | 0 | 0 | 0 | 0 | 1 | 1 | 2 | 0 | 0 | 0 | 0 | 0 | 0 | 0 | 0 | |

DEVONTE WYATT'S NFL POSTSEASON DEFENSIVE STATISTICS

| YEAR | TEAM | GP | GS | TACKLES | | | | | | | INTERCEPTIONS | | | | | | | ST | | | MISC | | | | | |
|-------------------|---------|----------|----------|----------|----------|----------|----------|----------|------------|------------|---------------|----------|----------|----------|----------|----------|----------|----------|----------|----------|----------|----------|----------|----------|----------|---|
| | | | | TK | S | A | TFL | YDS | SK | YDS | QBH | NO | YDS | LG | TD | PD | FF | FR | TD | YDS | TK | S | A | FF | FR | S |
| 2023 | Packers | 2 | 1 | 2 | 2 | 0 | 0 | 0 | 0.0 | 0.0 | 0 | 0 | 0 | 0 | 0 | 0 | 0 | 0 | 0 | 0 | 0 | 0 | 0 | 0 | 0 | 0 |
| NFL TOTALS | | 2 | 1 | 2 | 2 | 0 | 0 | 0 | 0.0 | 0.0 | 0 | 0 | 0 | 0 | 0 | 0 | 0 | 0 | 0 | 0 | 0 | 0 | 0 | 0 | 0 | |

SINGLE-GAME HIGHS: DEFENSIVE

Total Tackles 4 at New York Giants, Dec 11, 2023
4 vs. Detroit Lions, Sep 28, 2023
4 at New York Giants, Dec 11, 2023
3 vs. Tampa Bay Buccaneers, Dec 17, 2023
...1 more at 3.

Sacks 1.5 at Chicago Bears, Sep 10, 2023
1.0 vs. Chicago Bears, Jan 07, 2024
...3 more at 1.0.

Passes Defensed 1 at Detroit Lions, Nov 06, 2022

Forced Fumbles 1 vs. Detroit Lions, Jan 08, 2023
Fumble Recoveries 1 vs. Minnesota Vikings, Oct 29, 2023
Tackles For Loss 2 vs. Detroit Lions, Sep 28, 2023
2 at Chicago Bears, Sep 10, 2023

2024 GXG REGULAR SEASON (PACKERS)

| DATE | OPPONENT | P/S | TK | S | A | SK | YDS | INT | PD | FF | FR |
|--------------------|-----------|------------|----------|----------|----------|------------|------------|----------|----------|----------|----------|
| 09/06 | at Eagles | P | 1 | 1 | 0 | 0.0 | 0.0 | 0 | 0 | 0 | 1 |
| 2024 TOTALS | | 1-0 | 1 | 1 | 0 | 0.0 | 0.0 | 0 | 0 | 0 | 1 |