



WEEKLY MEDIA INFORMATION PACKET

GREEN BAY PACKERS
VS.
NEW ORLEANS SAINTS

WEEK 16
MONDAY, DEC. 23, 2024
7:15 P.M. CT
LAMBEAU FIELD



THE DOPE SHEET

OFFICIAL PROGRAM AND PUBLICATION, ACME-PACKERS FOOTBALL TEAM.

Packers Communications • Lambeau Field Atrium • 1265 Lombardi Avenue • Green Bay, WI 54304
920/569-7500 • 920/569-7201 fax

Jason Wahlers, Sarah Quick, Tom Fanning, Nathan LoCascio

VOL. XXVI; NO. 21

REGULAR-SEASON WEEK 16



GREEN BAY PACKERS (10-4)

VS.

NEW ORLEANS SAINTS (5-9)



Monday, Dec. 23 | Lambeau Field | 7:15 p.m. CT

PACKERS TAKE ON THE SAINTS IN PRIME TIME

The Green Bay Packers return home to take on the New Orleans Saints on *Monday Night Football*.

- ▶ For the 32nd straight season (1993-2024), Green Bay plays on *MONF*. It is the NFL's longest appearance streak in the history of *MONF*.
- ▶ It is the second *MONF* meeting between the Packers and the Saints (2008 at New Orleans) and the first at Lambeau.
- ▶ It is the latest *MONF* game ever at Lambeau Field. It will be just the fourth *MONF* game ever at home in the month of December. Green Bay has won the previous three (2022, 2014, 2009).
- ▶ The Packers have won 18 of 28 regular-season matchups (.643) against the Saints.
- ▶ Green Bay is 11-3 (.786) at home against New Orleans with a point differential of plus-127 (9.1 ppg).
- ▶ Six of the last seven games between the two teams at Lambeau Field have been decided by single digits, including an 18-17 victory by Green Bay last season in Week 3.
- ▶ The Packers have scored 27-plus points in 11 home games against the Saints.
- ▶ Green Bay is 9-1 in non-division games this season, a .900 winning percentage that is **tyied for No. 1 in the NFL** (Minnesota, 9-1).
- ▶ All-time, Green Bay is 37-34-1 (.521) on *MONF*.
- ▶ The Packers have won six of their past eight games on *MONF*.
- ▶ Under Head Coach **Matt LaFleur**, the Packers are 5-2 on *MONF*, a .714 winning percentage that ranks **No. 6 in the NFL** since 2019.
- ▶ The Packers' five wins on *MONF* are **tyied for No. 5 in the NFL** since 2019.
- ▶ Green Bay has won five straight home games on *MONF*, the **longest streak in team history** (since 1970).
- ▶ The Packers (4-0) and Steelers (6-0) are the only teams to be undefeated at home on *MONF* with more than two wins since 2019.
- ▶ Dating back to 2000, Green Bay is 14-5 at home on *MONF*, a .737 winning percentage that ranks **No. 5 in the NFL** over that span.
- ▶ It will be the last of four consecutive scheduled prime-time games for Green Bay, which is the first time the Packers have played four straight prime-time games in a single season since the merger (Elias).
- ▶ The Packers have averaged 30.0 points per game in prime-time games in 2024, **No. 4 in the NFL** (min. two games).
- ▶ For the fourth straight season and the fifth time in the last six years, the Packers will finish the regular season with back-to-back NFC North contests. For the second consecutive season, they will travel a state over to take on the Vikings in Week 17 and then return home to face the Bears in the season finale on a date and time to be determined.

WITH THE CALL

ESPN will broadcast the game to a national audience. Play-by-play man **Joe Buck** joins analyst **Troy Aikman** in the booth with **Lisa Salters** reporting from the sidelines.

- ▶ All Packers games can be heard on the Packers Radio Network, which is made up of 54 stations in Wisconsin, Michigan, Minnesota, Illinois and North and South Dakota. 97.3 The Game – WRNW-Milwaukee begins its third season as the flagship station of the Packers Radio Network. For a map and full listing of radio affiliates, go to packers.com/video/radio-network. **Wayne Larrivee** (play-by-play) and two-time Packers Pro Bowler **Larry McCarren** (analyst) call the action. McCarren first joined the team's broadcasts in 1995 and enters his 30th season calling Packers games. After originally being paired together in 1999, McCarren and Larrivee enter their 26th season of broadcasts together. They surpassed Jim Irwin and Max McGee for the most regular-season and postseason games broadcast for the Packers with 313 at the 2018 season opener against Chicago.
- ▶ The broadcast is also available on Sirius Satellite Radio on channel 81 or 226 or through the app (Packers Radio Network feed).
- ▶ Westwood One will be broadcasting on radio to a national audience with **Kevin Harlan** (play-by-play) and **Joe Thomas** (analyst) on the call and **Rich Eisen** hosting pregame and halftime shows.

REGULAR SEASON

Date	Opponent	Time (CT)	TV
Fri., Sept. 6	at Philadelphia Eagles (São Paulo) L	29-34	47,236
Sun., Sept. 15	INDIANAPOLIS COLTS	W, 16-10	77,827
Sun., Sept. 22	at Tennessee Titans	W, 30-14	67,322
Sun., Sept. 29	MINNESOTA VIKINGS (Gold Pkg.) L	29-31	78,335
Sun., Oct. 6	at Los Angeles Rams	W, 24-19	72,842
Sun., Oct. 13	ARIZONA CARDINALS	W, 34-13	77,773
Sun., Oct. 20	HOUSTON TEXANS	W, 24-22	78,197
Sun., Oct. 27	at Jacksonville Jaguars	W, 30-27	65,618
Sun., Nov. 3	DETROIT LIONS (Gold Pkg.)	L, 14-24	78,330
Sun., Nov. 10	BYE		
Sun., Nov. 17	at Chicago Bears	W, 20-19	59,419
Sun., Nov. 24	SAN FRANCISCO 49ERS	W, 38-10	78,222
Thu., Nov. 28	MIAMI DOLPHINS	W, 30-17	77,599
Thu., Dec. 5	at Detroit Lions	L, 31-34	63,987
Sun., Dec. 15	at Seattle Seahawks	W, 30-13	68,766
Mon., Dec. 23	NEW ORLEANS SAINTS	7:15 p.m.	ESPN
Sun., Dec. 29	at Minnesota Vikings	*12 p.m.	FOX
Sat./Sun., Jan. 4/5	CHICAGO BEARS (Gold Pkg.)	TBD	TBD

*—Start time and broadcast may shift due to NFL flexible scheduling

NFL POSTSEASON DATES

Jan. 11-13	AFC and NFC Wild Card Playoffs
Jan. 18-19	AFC and NFC Divisional Playoffs
Jan. 26	AFC and NFC Championship Games
Feb. 9	Super Bowl LIX, Caesars Superdome, New Orleans



HEAD COACH MATT LAFLEUR

LAFLEUR LEADS THE PACK

Head Coach **Matt LaFleur** (la-flew-er) led the Packers to three straight NFC North titles, is the only coach in franchise history to post 10-plus wins in each of his first three seasons with the team and is the only coach in NFL history to win at least 12 games (13) in each of his first three seasons (2019-21) as an NFL head coach (Elias Sports Bureau).

- ▶ LaFleur has led Green Bay to the playoffs in four of his five seasons (2019-21, 2023). The Packers had three postseason wins from 2019-23, **No. 7 in the NFL** over that span.
- ▶ LaFleur recorded his 65th career regular-season win in Week 13, the **second-most wins by a head coach in his first six NFL seasons** behind only George Seifert (75), per Elias.
- ▶ Per Elias, LaFleur tied Mike Smith (2008-12) for the **second-most wins in NFL history by a head coach in his first five seasons in the league** (2019-23), trailing only Seifert (62 from 1989-93).
- ▶ LaFleur tied John Harbaugh, Holmgren, Mike McCarthy and Reid for the **sixth-most wins** (66) by a head coach in the first 100 games (regular and postseason, since 1970).
- ▶ The Week 6 victory over Arizona marked the 60th regular-season win of LaFleur's career. Among active NFL head coaches, he became the **second fastest** (89 games) to reach 60 wins behind only Pittsburgh's Mike Tomlin (88 games). Among Green Bay head coaches, LaFleur is the **second fastest** to 60 wins behind only Vince Lombardi (82 games).
- ▶ LaFleur has the **second-highest** regular-season winning percentage among active head coaches (min. 50 games):

Head Coach	Winning Percentage
1. Nick Sirianni, PHI	.708 (46-19-0)
2. Matt LaFleur, GB	.680 (66-31-0)
3. Jim Harbaugh, SF/LAC	.673 (52-25-1)
4. Sean McDermott, BUF	.656 (84-44-0)
5. Andy Reid, PHI/KC	.651 (271-145-1)

- ▶ Dating back to 2019, the Packers have the **third-best** regular-season record in the NFL and have the **top mark in the NFC**:

Team	Regular-Season Record (Since 2019)
1. Kansas City	76-21 (.784)
2. Buffalo	69-27 (.719)
3. Green Bay	66-31 (.680)
4. Baltimore	65-32 (.670)
5. San Francisco	60-37 (.619)

- ▶ The Packers have had at least one winning streak of three-plus games in every season under LaFleur (2019-24).
- ▶ LaFleur has guided the Packers to a 37-11 record at home (.771) in the regular season, **tied for No. 1 in the NFL** since 2019 (Buffalo).
- ▶ Since 2019, Green Bay is 29-20 on the road in the regular season, a .592 winning percentage that is **tied for No. 7 in the NFL** over that span.
- ▶ The Packers' six wins in one-score games **tied for No. 4 in the NFL** during the 2023 regular season. Green Bay is 5-3 this season (.625 winning percentage) ranks **No. 10 in the NFL** and 33-19 in one-score games under LaFleur, a .635 winning percentage that ranks **No. 3 in the NFL** since 2019 (Kansas City, 41-16, .719 / Pittsburgh, 43-19-1, .690).
- ▶ Green Bay is 19-3 in the month of December under LaFleur, an .864 winning percentage that ranks **No. 1 in the NFL since 2019**. Green Bay ranks **No. 2 in the league** over that span in turnover differential (plus-21) in the month of December.

- ▶ LaFleur (23-2) tied Guy Chamberlin (23-1-1) for the **most wins in NFL history** by a head coach in his first 25 regular-season home games (Elias).
- ▶ LaFleur (39-10, .796, 2019-21) passed Seifert (38-10, .791, 1989-91) for the **most wins by an NFL head coach in his first three seasons** in the league (per Elias).
- ▶ LaFleur's 39 wins from 2019-21 **tied for the second most** by a coach over any three-season span in league history behind Mike Ditka's 40 wins with Chicago from 1985-87 and Reid's 40 with Kansas City from 2020-22 (Elias).
- ▶ LaFleur is the **only head coach in NFL history** to post 13-plus wins in three straight seasons (Elias).
- ▶ LaFleur tied Seifert for the **third fastest to 40 wins** by a head coach in NFL history (51 games) behind only Paul Brown (47) and Chuck Knox (50).
- ▶ According to Elias, LaFleur was the **sixth head coach since 1970** to lead his team to the conference championship game in both of his first two seasons as a head coach (2019-20), joining Jim Harbaugh (2011-12), Rex Ryan (2009-10), Barry Switzer (1994-95), Seifert (1989-90) and Don McCafferty (1970-71).
- ▶ LaFleur (26) posted the **second-most wins in NFL history** by a coach in his first two seasons (2019-20) behind only Seifert (28 in 1989-90).
- ▶ LaFleur led the **biggest one-year win improvement** in franchise history in 2019:

Seasons	Win Improvement
1. 2018 (6) to 2019 (13)	+7
2t. 1928 (6) to 1929 (12)	+6
2t. 1958 (1) to 1959 (7)	+6
2t. 1971 (4) to 1972 (10)	+6
2t. 1988 (4) to 1989 (10)	+6

- ▶ Under LaFleur, the Packers are 23-11 against the NFC North. The .676 winning percentage in division games is **No. 4 in the NFL** since 2019:

Team	Record in Division Games (Since 2019)
1. Kansas City	30-5 (.857)
2. Buffalo	25-8 (.758)
3. Dallas	25-9 (.735)
4. Green Bay	23-11 (.676)

- ▶ Green Bay is 11-6 (.647) in division games at home, **tied for No. 9 in the NFL** since 2019.
- ▶ The Packers are 12-5 in road division contests, a .706 winning percentage that is **tied for No. 4 in the NFL** since 2019.
- ▶ LaFleur's winning percentage of .917 (11-1) against division opponents in 2019-20 **tied for the second best** by a coach in his first two seasons as head coach, dating back to 1970 (Mike Tomlin, 11-1, .917 in 2007-08 / Mariucci, 15-1, .938 in 1997-98).
- ▶ Among head coaches who began their career since 1970, LaFleur was the **first one** to win his first seven road divisional games (Elias).
- ▶ LaFleur is the **only coach in NFL history** (Elias) to win his first 11 games against the Bears (Dennis Green won his first six for Minnesota in 1992-94). The 11-game win streak over Chicago is the longest by either team in the history of the series (10 straight by the Packers from 1994-98). Green Bay's 11-game streak against Chicago is its second-longest winning streak against any franchise (15 games, Chicago Cardinals, 1937-46).
- ▶ LaFleur (11-0 vs. Chicago) is **one of five head coaches in NFL history** to be undefeated against a franchise (min. 10 games, including playoffs), joining Joe Gibbs (12-0 vs DET), George Allen (11-0-1 vs ATL), Blanton Collier (11-0 vs WAS), and Curly Lambeau (10-0 vs Tigers, 9-0-1 vs Badgers).



Two years after he co-founded the Packers with Curly Lambeau, George Calhoun began writing a piece called The Dope Sheet, which served as the official press release from 1921-24.

NOTES AFTER WEEK 15

- ▶ This is the fourth time in six seasons (2019-21, 2024) under Head Coach **Matt LaFleur** that the Packers have won 10 regular-season games, **tied for No. 3 in the NFL** (Baltimore, San Francisco) since 2019 (Buffalo, Kansas City, six).
- ▶ It is the 33rd time Green Bay has reached 10 wins in a season, marking the most double-digit-win seasons of all-time (Dallas Cowboys, 32).
- ▶ The Packers are 8-2 since Week 5, an .800 winning percentage that is **tied for No. 4 in the NFL** over that span.
- ▶ Dating back to 2002, the 2024 NFC North's .679 winning percentage (38-18) ranks **No. 2** through 15 weeks (2022 NFC East, .696, 38-16-2)
- ▶ The NFC North is the only division to have three teams with 10-plus wins. It is also the only division in the NFC and one of only two in the NFL (AFC West) to have three teams over .500. Two of the Packers' final three regular-season games are against division opponents.
- ▶ Week 15 was the first time since Dec. 23, 2012, that the Packers posted seven-plus sacks and multiple take-aways and allowed fewer than 225 yards in a game.
- ▶ Green Bay has four straight games with 30-plus points (Weeks 12-15), tied for the Packers' longest single-season streak under LaFleur (2021, twice in 2020). It is the **second-longest active streak in the NFL** of 30-plus points scored in the NFL (Buffalo, eight straight).
- ▶ In their last five games, the Packers have outscored their opponents, 45-10, in the opening quarter.
- ▶ Green Bay has given up five sacks in the last seven games, marking the first time the Packers have given up that few over a seven-game span in a single season since 2007.
- ▶ The Packers have scored 24-plus points in 11 of 14 games this season. Green Bay is **tied for No. 1 in the NFL** in games with 24-plus points in 2024 (Buffalo, Detroit, Tampa Bay).
- ▶ The Packers are **tied for No. 6 in the NFL** this season with five games of 400-plus yards (Tampa Bay leads with eight). The five 400-plus-yard games are the **second most by the Packers in a season** under LaFleur (eight in 2020).
- ▶ Green Bay has posted 375-plus yards in eight games this season (Weeks 1-4, 6, 8-9, 13), **No. 5 in the league** (Baltimore leads with 12), via Stathead.com.
- ▶ The Packers have posted 160-plus rushing yards in six games this season, the most by the team since 2003 (seven) and **tied for No. 3 in the league** behind Baltimore and Philadelphia (nine).
- ▶ Green Bay has 1,221 first-half rushing yards this season, **No. 1 in the NFL**. RB **Josh Jacobs leads the league** with 688 first-half rushing yards this season (Saints RB Alvin Kamara is No. 2 with 601).
- ▶ The Packers have four games this season with 100-plus rushing yards in the first half. Green Bay accomplished that feat four times total in the past five seasons (2019-23). The four on the season is tied for the most (2003) by the Packers since 2000.
- ▶ The Packers are **tied for No. 1 in the league** this season (Buffalo) with two games with 175-plus rushing yards and zero sacks allowed (Week 2 and Week 6). It marks the first time since 2004 that Green Bay has done that twice in a season.
- ▶ The Packers rank in the **top 10 of the NFL** in the following offensive categories this season:
 - Total Yards Per Game: 375.8 (No. 4)
 - Yards Per Play: 6.26 (No. 2)
 - Rushing Yards Per Game: 144.4 (t-No. 4)
 - Rushing Yards Per Play: 4.70 (No. 7)
 - Passing Yards Per Play: 8.22 (No. 2)
 - Sacks Allowed Per Pass Att.: 4.06 pct. (No. 2)
 - Points Per Game: 27.1 (No. 7)
 - Sacks Allowed: 16 (No. 2)

- ▶ Green Bay has not allowed a sack in five games this season, **tied for No. 2 in the NFL** and the most by the Packers in a season since 2004 (eight).
- ▶ The Packers rank in the **top 10 in the NFL** in explosive plays (run of 12-plus yards or pass of 16-plus yards), and explosive runs this season:

Team	Explosive Plays (2024)
1. Baltimore	129
2. Detroit	126
3t. Minnesota	112
3t. Philadelphia	112
3t. Tampa Bay	112
6. Green Bay	111

Team	Explosive Runs (2024)
1. Baltimore	50
2. Arizona	49
3. Philadelphia	48
4t. Green Bay	44
4t. Detroit	44
4t. Indianapolis	44

- ▶ The Packers rank at or near the top of the league in:
 - Explosive Passes: 67 (No. 11)
 - Offensive Plays of 20-Plus Yards: 63 (t-No. 3)
 - Runs of 20-Plus Yards: 12 (t-No. 6)
 - Runs of 10-Plus Yards: 57 (t-No. 4)
 - Completions of 20-Plus Yards: 51 (t-No. 4)
 - Completions of 50-Plus Yards: 7 (t-No. 1)
- ▶ Green Bay has registered multiple completions of 50-plus yards in two games this season (two in Weeks 5 and 8). The Packers are **one of nine NFL teams** to record multiple 50-yard completions in multiple games this season (Indianapolis, three / Cincinnati, Detroit, Jacksonville, Miami, New Orleans, Tennessee and Washington, two) and are the **only team** to do it in multiple games (TruMedia).
- ▶ The Packers led the league in points scored on the first possession of the second half in two of the past three seasons (56 in 2023 and 72 in 2021). Green Bay is **No. 2 in the NFL** in points scored on the first possession of the second half this season (55).
- ▶ Green Bay ranks **No. 1 in the NFL** in points off turnovers (107) this season:

Team	Points Off Turnovers (2024)
1. Green Bay	107
2. Buffalo	98
3. Houston	93
4. Minnesota	92
5. Pittsburgh	88

- ▶ It is the most points off turnovers by the Packers since 2014 (110).
- ▶ Green Bay has five games with 10-plus points off turnovers this season, **tied for No. 2 in the NFL** (Houston, six). Since 2019, the Packers **lead the league** in games with 10-plus points off turnovers (22) and are 20-2 (.909) in those contests.
- ▶ Green Bay is **tied for No. 2 in the NFL** in games with multiple takeaways this season:

Team	Games With Multiple Takeaways (2024)
1. Pittsburgh	11
2t. Green Bay	9
2t. Minnesota	9
4. Three teams	8

- ▶ Green Bay ranks **No. 2 in the league** with six games with three-plus takeaways this season (Pittsburgh, seven). It is the most in a season for the Packers since 2011 (six). Green Bay is 18-2 (.900) under LaFleur when it forces three-plus turnovers.

- ▶ Green Bay ranks **among the best in the NFL** in takeaways, interceptions and takeaways by fumble this season:

Team	Takeaways (2024)
1. Pittsburgh	30
2t. Houston	28
2t. Minnesota	28
4. Green Bay	26
5. Buffalo	25

Team	Interceptions (2024)
1. Minnesota	20
2. Houston	19
3. Pittsburgh	15
4t. Green Bay	14
4t. Denver	14
4t. Detroit	14
4t. L.A. Chargers	14

Team	Takeaways by Fumble (2024)
1. Pittsburgh	15
2t. Green Bay	12
2t. Buffalo	12
4. Tampa Bay	11
5. Chicago	10

- ▶ The Packers rank **No. 4 in the NFL** in interception rate this season (3.03 pct.).
- ▶ The Packers are **tied for No. 5 in the league** in turnover differential this season (plus-10).
- ▶ Green Bay has won the turnover differential in nine games this season, **No. 4 in the league**.
- ▶ Green Bay is 8-1 this season (.889) and 46-4 (.920) under LaFleur when winning the turnover margin.
- ▶ The Packers are **tied for No. 3 in the NFL** with two wins in games they lost the turnover differential this season.
- ▶ Green Bay has held four of the last five opponents to under 20 points.
- ▶ The Packers are **tied for No. 4 in the league** in games allowing fewer than 20 points this season (eight). Green Bay is 8-0 when allowing less than 20 points in a game this season and 38-4 (.905) under LaFleur (since 2019). The Packers rank **No. 6 in the NFL** in winning percentage when holding teams under 20 points since 2019.
- ▶ The Packers rank in the **top 10 of the NFL** in the following defensive categories this season:
 - Points Per Game Allowed: 20.5 (No. 8)
 - Total Yards Per Game Allowed: 320.4 (No. 10)
 - Yards Per Play Allowed: 5.24 (No. 9)
 - Rushing Yards Per Game Allowed: 105.0 (No. 9)
 - Rushing Yards Per Play Allowed: 4.15 (No. 8)
 - Sacks for Pass Attempt: 8.66 pct. (No. 8)
 - Third Down Defense: 35.67 pct. (No. 8)
- ▶ Green Bay allowed fewer than 45 rushing yards in Weeks 12-13. Since 1950, it marked only the second time that the Packers have given up fewer than 45 yards in back-to-back games in the same season (Nov. 26-Dec. 3, 1995).
- ▶ Opposing quarterbacks have averaged 3.6 yards per carry against Green Bay this season, **No. 5 in the NFL**.
- ▶ Over the last two seasons, QB **Jordan Love** ranks **No. 1 in the NFL** in passer rating (114.8) in games played Week 11 or later, connecting on 275 of 394 passes (69.8 pct.) for 3,283 yards and 26 TDs with just two INTs.
- ▶ Love has a 31/4 passing TD-INT ratio and a 114.1 passer rating in career starts in Week 11 or later, including the postseason. Both are **No. 1 in the NFL** since 2023 among players with 10-plus starts.

- ▶ For the first time in his career, Love has posted a 100-plus passer rating in five straight games (Weeks 11-15). It is **tied for the third-longest streak by a Packer since 1950** (Aaron Rodgers, 12 games in 2011 and eight games in 2020).
- ▶ Over the last five games, Love has completed 79 of 115 passes (68.7 pct.) for 1,133 yards with eight TDs and one INT.
- ▶ Despite missing two games due to injury, Love ranks in the top 10 in TD passes this season:

Player	TD Passes (2024)
1. Joe Burrow, CIN	36
2. Lamar Jackson, BAL	34
3. Baker Mayfield, TB	32
4. Jared Goff, DET	30
5. Sam Darnold, MIN	29
6. Josh Allen, BUF	25
7t. Jordan Love, GB	23
7t. Aaron Rodgers, NYJ	23
9. Patrick Mahomes, KC	22

- ▶ Love ranks **No. 6 in the NFL** in TD percentage (6.5 pct.) and passing TDs per game (1.86).
- ▶ Since the start of the 2023 season, Love has thrown multiple TD passes in 19 games, **tied for No. 1 in the NFL** over that span (Baker Mayfield, Jared Goff).
- ▶ Love posted 16 straight games with 200-plus passing yards and at least one passing TD (2023: Week 8 - 2024: Weeks 1, 4-7), which was the **second-longest streak in franchise history** behind only QB Aaron Rodgers' 19-game streak from 2010-12.
- ▶ Love became the **fifth NFL QB since 1950** to have multiple TD passes in at least 16 of their first 23 career regular-season starts (16th such game in 23rd career start). Love joined Dan Marino (19), Kurt Warner (19), Patrick Mahomes (18) and Tony Romo (17).
- ▶ Love threw multiple TD passes in nine consecutive games (2023: Weeks 15-18 - 2024: Weeks 1, 4-7), the **third-longest streak in team history** behind only Rodgers' 13-game streak in 2011 and Brett Favre's 12-game streak in 1994-95. Love (25 years old) is the **fourth quarterback aged 25-or-younger** with at least two touchdown passes in nine-plus consecutive games (nine games), joining Mahomes (14 consecutive games in 2018-19), Favre (12 in 1994-95) and Marino (10 games in 1984 and nine games in 1986-87).
- ▶ Including the postseason, Love had multiple passing TDs in 11 consecutive games played (2023: Weeks 15-20 - 2024: Weeks 1, 4-7). He is the **10th QB since 1970** to have multiple passing TDs in 11 straight games (including postseason).
- ▶ Love was the **first Packers QB** to throw three-plus TD passes in three straight home games (2024: Weeks 4, 6-7) in a single season since Rodgers in 2014.
- ▶ In Week 6, Love tied his career high (Week 4 this season vs. Minnesota) with four TD passes. He became the **first Green Bay QB** to throw four-plus TD passes in back-to-back home games in a single season since Favre (1995). The performance earned Love FedEx Air NFL Player of the Week honors via a fan vote.
- ▶ Love posted career highs for passing yards (389), passing TDs (four) and completions (32) in Week 4 vs. Minnesota. It marked just the **third time in franchise history** that a Packers QB has posted 375-plus passing yards, four-plus TD passes and 30-plus completions in a game as he joins Matt Flynn (vs. Detroit on Jan. 1, 2012) and Rodgers (vs. Washington on Sept. 15, 2013).

► **S Xavier McKinney is tied for No. 1 in the league** in interceptions this season:

Player	Interceptions (2024)
1t. Xavier McKinney, GB	7
1t. Kerby Joseph, DET	7
3. Byron Murphy, MIN	6

- McKinney ranks **No. 1 in the league** with eight take-aways this season (seven INTs, one opponent fumble recovery).
- McKinney has the most INTs by a Packer since CB Charles Woodson (seven in 2011). McKinney's seven games with an INT this season (**tied for the league lead**) is the most by a Packer since Woodson recorded seven games with an INT in 2009.
- McKinney's 48-yard INT return in Week 12 was the longest return of his career (previous best was a 41-yard return for a TD in 2021).
- McKinney became the **first player in team history** to record six games with an INT in the first eight games of a season. Since the 1970 AFL-NFL merger, it **tied for the second-most games** with an INT in the first eight contests behind only Washington DB Lemar Parrish (seven games in 1979).
- McKinney was the **first Packer since CB Willie Buchanan in 1978** to post six interceptions in the team's first eight games of the season.
- McKinney became the **first player in team history** to register an INT in each of his first five games in a Green Bay uniform. He was also the **first NFL player** since the 1970 merger with an INT in each of his first five games with a team.
- McKinney's streak of five straight games with an INT (Week 1-5) **tied for the longest streak in franchise history** (Irv Comp in 1943).
- McKinney was the **fourth NFL player since 1970** with a takeaway in each of his team's first five games of a season, joining Trevon Diggs (2021), Brian Russell (2003) and Lemar Parrish (1979).
- Dating back to last season, McKinney had at least one INT in six straight games (Week 18 of 2023 / Week 1-5, 2024). It tied with eight other players for the **longest INT streak since the 1970 merger**. It **tied for the sixth-longest streak in NFL history** behind only Tom Morrow (eight in 1962-63) and four players with seven.
- McKinney's seven INTs over six games (Week 18 of 2023 / Weeks 1-5, 2024) **tied for the most in the NFL since 2010** over a six-game span with Cowboys CB Trevon Diggs (2021) and Chiefs CB Marcus Peters (2015-16).
- RB **Josh Jacobs** became the **fourth NFL player since 2000** with at least 800 rushing yards and six rushing TDs in each of his first six career seasons, joining Ezekiel Elliott, Adrian Peterson and Pro Football Hall of Famer LaDainian Tomlinson.
- Jacobs ranks **No. 3 in the NFL** in rushing yards this season:

Player	Rushing Yards (2024)
1. Saquon Barkley, PHI	1,688
2. Derrick Henry, BAL	1,474
3. Josh Jacobs, GB	1,147
4. Kyren Williams, LAR	1,121

- Jacobs registered the fourth 1,000-yard rushing season of his career, **tied for the second most in the NFL** since he entered the league in 2019 (Derrick Henry, five).
- Jacobs (1,147) has recorded the **third-most rushing yards by a player in their first season with the Packers**, trailing Ahman Green (1,175 in 2000) and Eddie Lacy (1,178 in 2013).
- Jacobs is **tied for No. 4 in the NFL** this season with 12 rushing TDs, tying his single-season career high he set in 2020 and 2022.
- Overall, Jacobs has 13 TDs this season, tied with Billy Howton (1952) and Green (2000) for the most TDs by

- a player in their first season with the Packers.
- Jacobs **tied his single-game career high** with three rushing TDs in both Week 12 and 14. His two games with three-plus rushing TDs are **tied for the second most by a Packer in a single season** (Jim Taylor, three in 1962).
- Jacobs has posted a rushing TD in five straight games (Weeks 11-14), the **longest streak of his career**.
- Jacobs has nine rushing TDs in the last five games, the **second-most rushing TDs by Packer over a five-game span** (Taylor, 11 in 1962).
- Jacobs, Bills QB Josh Allen and Henry are the **only players in the league** with six-plus rushing TDs each of the last six seasons (2019-24).
- Jacobs has rushed for a league-high 235 yards on opening drives this season, the top single-season mark by a Packer dating back to 2000 (Ahman Green, 233 in 2003).
- Jacobs has three seasons with 1,000-plus rushing yards and 12-plus rushing TDs (2020, 2022, 2024), **tied for the seventh most by an NFL player** in their first six seasons.
- Jacobs is the **only player in the league** to register 1,100-plus yards from scrimmage and six-plus scrimmage TDs each of the last six seasons (2019-24).
- Jacobs is **one of seven players in NFL history** to post 1,100-plus yards from scrimmage and six-plus rushing TDs in each of his first six seasons in the league (Emmitt Smith, Ricky Watters, Adrian Peterson, LaDainian Tomlinson, Eric Dickerson, Ezekiel Elliott).
- Jacobs has registered 90-plus scrimmage yards in 11 games this season, **tied for No. 1 in the NFL** (Eagles RB Saquon Barkley).
- Jacobs has posted 50-plus yards from scrimmage **19 times in his last 20 games**.
- Jacobs ranks **No. 7 in the NFL** this season with an average of 3.59 yards after contact per rush (min. 150 carries).
- Jacobs is **No. 5 in the NFL** with 1,449 yards from scrimmage this season.
- Jacobs is **tied for No. 10 in the NFL** this season in explosive runs (19) and **tied for No. 6** in runs of 10-plus yards (28), per TruMedia.
- Among players with 25-plus receptions, Jacobs ranks **No. 2 in the NFL** in YAC per reception (11.4).
- Jacobs is **tied for No. 3 among NFL running backs** with five receptions of 20-plus yards this season (TruMedia).
- Jacobs has eight career games with 100-plus rushing yards and two-plus rushing TDs, **No. 2 in the NFL** since he entered the league in 2019. He is **tied for No. 3 in the NFL** with two games this season.
- In Week 7, Jacobs posted the first TD catch of his career on his 212th career reception. Only RB Thomas Jones (242) had more receptions prior to his first receiving TD.
- WR **Jayden Reed** is the **first player in team history** with 700-plus receiving yards and 150-plus rushing yards in a season.
- Reed tied his single-game career high with two receiving TDs in Week 13, giving him **14** for his career. He tied WR Don Hutson for the **third most by a Packer in his first two NFL seasons** behind only WR Billy Howton (17) and WR Greg Jennings (15). Reed and Hutson are the **only Packers** with six-plus receiving TDs in both of their first two NFL seasons.
- Reed is the **only player in NFL history** with 100-plus catches, 1,400-plus receiving yards, 10-plus receiving TDs, 200-plus rushing yards and multiple rushing TDs in his first 25 games of his career.
- Reed is **tied for No. 5 in the NFL** with three receptions of 50-plus yards this season.
- Reed is **tied for No. 5 in the NFL** in 25-plus-yard receptions this season (10).
- Reed was the first NFL wide receiver to post a TD run of 30-plus yards in back-to-back seasons (2023-24) since Eagles WR DeSean Jackson and Jets WR Brad Smith did so in 2009-10.

- ▶ **WR Romeo Doubs** is the **fourth player in team history** to post three-plus receiving TDs in each of his first three NFL seasons (Don Hutson, James Lofton, Greg Jennings).
- ▶ Among NFL tight ends, TE **Tucker Kraft** ranks near the top of the league this season in a few categories (TruMedia):

Tight End	Receiving TDs (2024)
1t. Mark Andrews, BAL	8
1t. George Kittle, SF	8
3. Tucker Kraft, GB	7

Tight End	Yards After the Catch (2024)
1. Brock Bowers, LV	485
2. Jonnu Smith, MIA	412
3. Trey McBride, ARI	406
4. George Kittle, SF	384
5. Tucker Kraft, GB	365

Tight End	Yards Per Rec. (min. 25 rec., 2024)
1. George Kittle, SF	14.3
2. Tucker Kraft, GB	13.5
3. Kyle Pitts, ATL	13.4
4. Sam LaPorta, DET	12.9

Tight End	YAC Per Rec. (min. 25 rec., 2024)
1. Tucker Kraft, GB	8.9
2. Isaiah Likely, BAL	6.7

- ▶ In Week 13, Kraft tied his single-game career high with six catches, and his 78 receiving yards tied his second-best mark in a game behind only his 88 yards at the L.A. Rams in Week 5 this season.
- ▶ Kraft has posted 75-plus receiving yards in three games this season, **tied for the most by a Green Bay tight end** in a single season since the merger (1970).
- ▶ Kraft was on a streak of 17 consecutive games with multiple receptions (Weeks 11-18 of 2023 and Weeks 1-9 of 2024), the **longest streak by a Green Bay tight end in the Super Bowl era**.
- ▶ Kraft has registered **two of the six longest catches by a Green Bay tight end** in the Super Bowl era, per the Elias Sports Bureau:
 - 10/28/1979 - Paul Coffman - 78
 - 12/18/193 - Paul Coffman - 74
 - 11/04/2012 - Tom Crabtree - 72
 - 10/27/2024 - Tucker Kraft - 67
 - 10/6/2024 - Tucker Kraft - 66
 - 10/10/1993 - Jackie Harris - 66
- ▶ Kraft is the **first Packer tight end** to post at least two catches of 65-plus yards (two) in a season in the Super Bowl era. Kraft is just the **fourth NFL tight end** to accomplish that feat since 2000, joining George Kittle (three in 2018), Mark Andrews (two in 2018) and Vance McDonald (two in 2016).
- ▶ Kraft (72) passed Bubba Franks (70 in 2000-01) for the **second-most receptions by a Packer tight end** in their first two seasons since 1970 (Richard Rodgers, 78 in 2014-15).
- ▶ **WR Dontayvion Wicks** is just the **sixth player in team history** to register four-plus TD catches in both of first two seasons in the league (2023-24), joining Don Hutson (1935-36), Billy Howton (1952-53), Lofton (1978-79), **Christian Watson** (2022-23) and **Jayden Reed** (2023-24).
- ▶ All four of **Wicks' TD catches** this season have come at Lambeau Field. Dating back to last season, he has posted six TD catches in his last eight home games.

- ▶ **WR Christian Watson** has 13 receptions for 387 yards (29.8 avg.) over the last five games (Weeks 11-15). Dating back to the 1970 merger, his average of 29.8 yards per catch is the **top mark by a Packer over a five-game span in a single season** (min. 10 rec.).
- ▶ Watson has four 100-yard receiving games on four or fewer receptions since entering the NFL in 2022, the **most in the league** over that span.
- ▶ Watson ranks **No. 2 in the NFL** this season (min. 25 rec.) with an explosive-reception percentage of 48.3 (14-29), trailing only Colts WR Alex Pierce (51.7, 15-29).
- ▶ Watson is averaging 21.4 yds/rec this season, **No. 2 in the NFL** (min. 25 rec.) behind Pierce (22.2 yds/rec).
- ▶ **DL Rashan Gary** (38.0) holds the **No. 8 spot in franchise history** in sacks and DL Kenny Clark (35.0) is **No. 10** (since 1982).
- ▶ Gary has registered a sack in four of the past five games.
- ▶ **CB Keisean Nixon** is the first Green Bay defensive back with multiple sacks and multiple forced fumbles in a season since CB Tramon Williams in 2013.
- ▶ Nixon is **one of seven players in the NFL this season** with multiple sacks (two), multiple forced fumbles (two) and an interception (one).
- ▶ **LB Quay Walker** is averaging 5.54 solo tackles per game, **No. 7 in the NFL** this season (min. 10 games played).
- ▶ Walker, who missed a game due to injury, is **tied for No. 10 in the NFL** in solo tackles (72).
- ▶ **LB Edgerrin Cooper** is the **only rookie in the NFL this season** with three-plus sacks and an interception, a fumble recovery and a forced fumble. Cooper is the first rookie linebacker to hit those marks in a season since Ravens LB Patrick Queen in 2020. Cooper joins LB A.J. Hawk (2006) as the **only Green Bay rookies** to accomplish that feat since 2000.
- ▶ In addition to being the **first Packer rookie** with a sack and an interception in a game (Week 15) since DL Esera Tuoalo on Oct. 27, 1991, Cooper joined LB Clay Matthews (Nov. 7, 2010, vs. Dallas) as the **only Packers since 2000** to post a sack, an interception, two passes defended and two tackles for a loss in a game. Cooper is the only player in the NFL to hit those four marks in a game this season.
- ▶ In Week 8, Cooper became the **first Green Bay rookie since 2000** to post eight-plus tackles (eight), a sack (one), a forced fumble (one) and a pass defended (one) in a game.
- ▶ **DL Brenton Cox Jr.** has posted a sack in three of the last five games (Weeks 11, 13 and 15).
- ▶ **DL Lukas Van Ness** registered a sack and a career-high two tackles for a loss in Week 13.
- ▶ **DL Karl Brooks** blocked a 46-yard field goal attempt in the closing seconds of the 20-19, Week 11 win at Chicago. It was the **fourth time since 1995** a game ended with a blocked FG attempt under 50 yards, and the second in the NFL this season (Kansas City blocked a field goal in a Week 10 versus Denver).
- ▶ Brooks is the **only player in the NFL this season** with multiple fumble recoveries, a forced fumble and a blocked kick. He is the **first NFL player** to hit those marks in back-to-back seasons since Texans DL J.J. Watt in 2013-14.
- ▶ **K Brandon McManus** ranks **No. 3 in the NFL** in field-goal percentage this season (93.3, 14-15).
- ▶ McManus became the **first kicker in NFL history** to make a game-winning field goal as time expired in both of his first two games with a team (Elias).
- ▶ McManus (Weeks 7-8) and Arizona K Chad Ryland became the **first kickers since 2022** (Greg Joseph with Minnesota in Weeks 15-16) to convert a game-winning field goal on the final play of a game in consecutive weeks.

THE DOPE ON THIS WEEK'S OPPONENT:



Packers vs. Saints:

- All-time, regular season: 18-10
- All-time, at home (regular season): 11-3 (5-2 at Lambeau)
- Streaks: The Packers have won three of the last four regular-season games played in Green Bay.
- Last meeting, regular season: Sept. 24, 2023, Lambeau Field, Packers won, 18-17

COACHES CAPSULES

- Matt LaFleur:** 66-31-0, .680; (3-4 postseason); 6th NFL season
- Darren Rizzi:** 3-2-0, .600; (0-0 postseason); 1st NFL season
- Head to Head:** LaFleur 0-0 vs. Rizzi
- vs. Opponent:** LaFleur 2-1 vs. Saints; Rizzi 0-0 vs. Packers

MATT LAFLEUR...In his sixth season as the Packers' 15th head coach.

- Is in his 16th season in the NFL, having previously served as an offensive coordinator for two seasons (Los Angeles Rams, 2017; Tennessee Titans, 2018), a quarterbacks coach for six seasons (Washington Redskins, 2010-13; Atlanta Falcons, 2015-16), and an offensive assistant for two seasons (Houston Texans, 2008-09).
- In his first five seasons leading the Packers, authored one of the greatest starts to a head-coaching career in NFL history. Per the Elias Sports Bureau, his 56 wins are tied for the second most in league history by a head coach in his first five seasons in the NFL, trailing only George Seifert (62 in 1989-93).
- Became the first coach in NFL history to post 13-plus wins in three straight seasons and his 39 wins from 2019-21 passed Seifert (38) for the most wins by an NFL head coach in his first three seasons in the league (Elias). His 39 wins are also tied for the second most by a coach over any three-season span in league history, trailing only Andy Reid's 40 wins with the Kansas City Chiefs from 2020-22 and Mike Ditka's 40 wins with the Chicago Bears from 1985-87 (Elias).
- In his first season leading the Packers in 2019, became the first coach in club history to lead the team to the playoffs in his debut season. Also led the largest one-year win improvement in team history (plus-seven wins).

DARREN RIZZI...In his first season as the Saints' interim head coach.

- Is the team's special teams coordinator and added the title of interim head coach on Nov. 4, 2024.
- Spent 10 seasons (2009-18) with the Miami Dolphins and served as the team's special teams coordinator for his final eight seasons (2011-18). Added the title of assistant head coach in 2015-16 and was promoted to associate head coach in 2017-18.
- His units have ranked in the top half of the Rick Gosselin annual special teams rankings in 12 of the 13 seasons he has served as a coordinator (2011-21, 2023), including No. 1 in 2019.
- Coached in the college ranks for 16 years (1993-2008), serving as a head coach for four seasons at New Haven (1999-2001) and Rhode Island (2008). Also spent time as an assistant coach at Colgate (1993), New Haven (1994-97), Northeastern (1998) and Rutgers (2002-07).
- Played tight end at Rhode Island, earning consensus All-America honors in 1992.

THE PACKERS-SAINTS SERIES

- The series began on November 17, 1968, when former Vince Lombardi assistants Phil Bengston (Packers) and Tom Fears (Saints) faced off in Milwaukee. The Packers defeated the Saints, 29-7, in what was the Saints' second season as a franchise.
- Green Bay owns the longest win streak in the series, winning seven consecutive matchups from 1976-85.
- The Packers have a 4-1 record against the Saints in the month of December, playing four of those five games in New Orleans and one in Milwaukee. This will be the first time the Packers and Saints will face off at Lambeau Field in December or later.
- Green Bay and New Orleans have split the last 10 games played in the series. The Packers have won two of the last three matchups and three of the last four contests at Lambeau Field.

LAST MEETING, REGULAR SEASON

- Sept. 24, 2023, Lambeau Field, Packers won, 18-17
- Packers QB Jordan Love made his first career home start, connecting on 22 of 44 passes for 259 yards and accounted for two TDs (one passing and one rushing) with an INT.
- Love led the Packers back from a 17-point fourth-quarter deficit and Green Bay scored 18 points in the final 11 minutes, becoming the third team in the last 30 years to win after being shut out 17-0 or worse through three quarters. It was tied for the biggest fourth-quarter comeback in team history.
- Packers LB Rashaan Gary posted a career-high three sacks.
- Saints QB Derek Carr completed 13 of 18 passes for 103 yards and a TD before sustaining a shoulder injury in the third quarter. QB Jameis Winston entered the game and completed 10 of 16 passes for 101 yards.

NOTABLE CONNECTIONS

Packers WR Dontayvion Wicks is from Plaquemine, La., where he attended Plaquemine High School...Packers LB Edgerrin Cooper is from Covington, La., where he attended Covington High School...Packers CB Robert Rochell was born in Shreveport, La., and played at Fair Park High School in Shreveport...Packers OL Zach Tom is from Baton Rouge, La., where he attended Catholic High School, and his older brother, Cameron, played for the Saints in 2018 and 2020...Packers P Daniel Whelan entered the league as an undrafted free agent with the Saints in May 2022...Packers LB Eric Wilson was with New Orleans in 2022 and was signed by Green Bay off the Saints' practice squad in October 2022...Packers QBs coach Tom Clements spent three seasons (1997-99) as the Saints' QBs coach...Packers general manager Brian Gutekunst started his NFL career as a training-camp coaching intern with the Saints in 1995...Packers executive vice president/director of football operations Russ Ball spent six seasons (2002-07) with the Saints, his final two seasons as vice president of football administration, prior to joining the Packers in 2008...Packers TE's coach John Dunn was an offensive graduate assistant/intern at LSU in 2008-10...Packers assistant OL coach Eddie Gordon played at the University of Louisiana in 2014-16 and coached at his alma mater in 2017 as an offensive line graduate assistant and in 2018 as an assistant strength and conditioning coach/director of player development...Packers coaching assistant Myles White played his senior season of college football at Louisiana Tech in 2012...Saints CB Shemar Jean-Charles was drafted by the Packers in the fifth round (No. 178 overall) of the 2021 NFL Draft and played for Green Bay in 2021-22...Saints OL Lucas Patrick entered the league as an undrafted free agent with the Packers in 2016 and played for Green Bay for five seasons (2017-21)...Saints WR Marquez Valdes-Scantling was drafted by the Packers in the fifth round (No. 174 overall) of the 2018 NFL Draft

and played for Green Bay for four seasons (2018-21)... Saints RB Jamaal Williams was drafted by the Packers in the fourth round (No. 134 overall) of the 2017 NFL Draft and played for Green Bay for four seasons (2017-20)...Saints offensive assistant Jahri Evans played for the Packers in 2017...Saints defensive assistant Matt Giordano played for the Packers in 2009...Giordano and Packers assistant special teams coach Byron Storer were teammates at California in 2003-04...Giordano also played for the St. Louis Rams in 2013 when Packers RBs coach Ben Sirmans was on the coaching staff...Giordano served as a volunteer assistant at Fresno State in 2022 when Packers S Evan Williams played for the Bulldogs...Packers head coach Matt LaFleur and Saints OL coach John Benton were on the Texans' staff together in 2008-09...Benton also coached for San Francisco in 2017-20 with Packers defensive coordinator Jeff Hafley, offensive coordinator Adam Stenavich, assistant DL coach Vince Oghobaase and strength and conditioning coordinator Aaron Hill... Hafley was on the University of Pittsburgh's coaching staff when Saints QBs coach Andrew Janocko played for the Panthers in 2007-10...Hafley, Janocko and Saints assistant special teams coach Phil Galiano coached together for Rutgers in 2011 and the Buccaneers in 2012-13...Packers assistant head coach/special teams coordinator Rich Bisaccia and Saints defensive coordinator Joe Woods were on Tampa Bay's staff together in 2004-05...Saints head coach Darren Rizzi was on Colgate's football staff in 1993 when Packers president and CEO Mark Murphy was the athletic director at the school...Packers LBs/running game coordinator Anthony Campanile played for Rutgers in 2002-04 when Rizzi was on the coaching staff...Campanile, Rizzi and Galiano all worked together on Rutgers' staff in 2005...Campanile and Galiano also served on Rutgers' staff together in 2014-15...Galiano was also the special teams coordinator and assistant DL coach for Penn State in 2018 when Packers T Rasheed Walker played for the Nittany Lions...Campanile was the defensive backs coach (2016-18) and added the title of co-defensive coordinator in 2018 at Boston College when Saints DB Will Harris played for the Eagles...Saints offensive coordinator Clint Kubiak, senior offensive assistant Rick Dennison and Janocko were on the Vikings' staff when Packers offensive assistant Sean Mannion was a quarterback for the team in 2019-21...Kubiak also worked with Packers offensive QC coach Rob Grosso for the Broncos in 2016-18 and Hill for the 49ers in 2023... Grosso was also on Denver's staff with Saints TE's coach Clancy Barone, Woods and Dennison in 2015-16 and with Saints secondary coach Marcus Robertson in 2017-18...Robertson was also on the Cardinals' coaching staff in 2019-22 with Clements (2019-20 only) and Grosso... Packers passing game coordinator Jason Vrable was on the New York Jets' staff with Dennison in 2018...Packers passing game coordinator (defense) Derrick Ansley and Saints RBs coach Derrick Foster coached together for the University of Tennessee in 2012 and the L.A. Chargers in 2021-23...Ansley served as the defensive coordinator/DBs coach for the Volunteers in 2019-20 when Saints CB Alontae Taylor played for Tennessee...Packers strength and conditioning assistant Todd Hunt was teammates with Saints QB Derek Carr at Fresno State in 2011-13 and Saints LBs coach Michael Hodges was a defensive graduate assistant for the Bulldogs in 2012-13...Packers G/T Elgton Jenkins and Saints DB J.T. Gray were high school teammates at Clarksdale (Miss.) High School...Former college teammates include: Packers DL Arron Mosby, S Evan Williams, Saints QB Jake Haener and RB Jordan Mims (Fresno State); Packers DL Rashaan Gary and Saints C/G Cesar Ruiz (Michigan); Packers C/G Josh Myers, Saints DE Chase Young and LB Pete Werner (Ohio State); Packers G/T Elgton Jenkins, Saints LB Willie Gay Jr. and DB J.T. Gray (Mississippi State); Packers DL Kingsley Enagbare and Saints FB Adam Prentice (South Carolina); Packers S Zayne Anderson and Saints RB Jamaal Williams (BYU); Packers LB Isaiah McDuffie and Harris (Boston College).

REPLAY CHALLENGES - REGULAR SEASON

Packers		
Season	Challenges Used	Challenges Overturned
2024	6	0
2023	7	2
2022	6	4
2021	7	3
2020	3	2
2019	8	4
2018	3	1
2017	3	2
2016	5	3
2015	5	4
2014	3	0
2013	5	2
2012	8	5
2011	9	5
2010	6	3
2009	14	5
2008	7	4
2007	11	5
2006	4	2
2005	7	1

Opponent		
Season	Challenges Used	Challenges Overturned
2024	5	3
2023	6	3
2022	4	3
2021	5	3
2020	7	5
2019	9	3
2018	4	4
2017	8	6
2016	4	2
2015	4	1
2014	5	3
2013	5	4
2012	4	2
2011	7	3
2010	11	3
2009	8	2
2008	8	1
2007	5	4
2006	11	0
2005	6	0

REPLAY CHALLENGES - POSTSEASON

Packers		
Season	Challenge Used	Challenge Overturned
2023	2	1
2021	0	0
2020	1	1
2019	2	1
2016	0	0
2015	2	0
2014	1	1
2013	0	0
2012	1	1
2011	1	1
2010	2	1
2009	0	0
2007	2	1

Opponent		
Season	Challenge Used	Challenge Overturned
2023	0	0
2021	0	0
2020	0	0
2019	0	0
2016	1	1
2015	1	1
2014	0	0
2013	0	0
2012	0	0
2011	1	0
2010	1	1
2009	0	0
2007	0	0

A LOOK AT THE SCHEDULE

The Green Bay Packers' 2024 NFL schedule will feature 17 regular-season games and three preseason games. It is highlighted by five prime-time contests (subject to flexible scheduling) on the original schedule for the 11th straight year (2014-24). Of the 14 opponents on the schedule, 11 of those teams finished with a record of .500-plus last season, tied for the third most in the NFL behind the 12 that Cleveland and Baltimore face. The Packers have seven games against 2023 playoff teams.

- ▶ With the three-game preseason schedule implemented in 2021, the Packers will alternate between hosting one and two preseason games each year. This year, the Packers will start with two road games, first at the Cleveland Browns and then at the Denver Broncos. The Baltimore Ravens will come to Lambeau Field to close out the preseason. The matchup with the Ravens is designated as the Packers Give Back Game, with a benefiting charity to be highlighted through the game and surrounding activities.
- ▶ This year will be the first time that nine regular-season games will be played at Lambeau Field. As previously announced, the Gold package will receive the ninth regular-season game this year, the first year the ninth game will be hosted at Lambeau Field. Green package season ticket holders will receive their typical allotment of regular-season games (six) and will also receive this year's preseason contest. The next time Lambeau Field hosts the ninth regular-season game, the Green package will receive that game and the Gold package will receive the preseason contest.
- ▶ The Packers opened the season in São Paulo, Brazil, marking the sixth straight year and the 10th time in the last 12 seasons that Green Bay has started the season as the road team. Green Bay is the only team in the NFL to open the season as the road team each of the last six years (2019-24).
- ▶ Week 2 saw Green Bay facing the Indianapolis Colts in the home opener, marking the first time the Packers faced an AFC team in the home opener since 2014 against the New York Jets.
- ▶ Green Bay went back on the road in Week 3 as it traveled to Nashville to take on the Tennessee Titans. It was the earliest visit to Nashville to play the Titans and the second-earliest visit against the franchise (Week 1 at Houston Oilers in 1983).
- ▶ The first NFC North opponent the Packers faced was the Minnesota Vikings at home in Week 4.
- ▶ Green Bay faced a pair of NFC West teams in Weeks 5-6. First, the Packers went to Los Angeles to play the Rams, who Green Bay won its ninth game regular season game against out of the last 10 matchups against, before welcoming the Arizona Cardinals to Lambeau Field. Dating back to 1955, Green Bay improved to 9-1 against the Cardinals at home.
- ▶ Green Bay took on a couple AFC teams after that with a home game against the Houston Texans in Week 7 and a road trip to take on the Jacksonville Jaguars in Week 8. The Packers improved to 5-1 in the Texans series, including wins in the last four contests and improved to 6-2 against the Jaguars, including wins in each of the last four matchups. Both contests finished with a walk-off field goal by the Packers.
- ▶ A home game against the Detroit Lions in Week 9 preceded the bye week, which came in Week 10 for the first time since 2012. It marked the fourth time in

six seasons under Head Coach Matt LaFleur that the Packers' bye has been Week 10 or later.

- ▶ The Packers stayed in the division for a matchup at the Chicago Bears in Week 11. Including a 2010 playoff victory at Chicago, Green Bay has won 26 of the last 31 meetings between the rivals at Soldier Field, including 14 of the last 15.
- ▶ Week 12 saw Green Bay welcome the San Francisco 49ers to Lambeau Field. The Packers improved to 8-1 in their last nine regular-season home games against the 49ers.
- ▶ Week 13 was a short week for the Packers as they played at home against the Miami Dolphins on Thanksgiving night. It was the second straight year that Green Bay has played on Thanksgiving but only the second time at home on the holiday since 1923 (Chicago, 2015). It started a run of four consecutive prime-time games, which is the first time the Packers have played four straight prime-time games in a single season since the merger (Elias Sports Bureau).
- ▶ The Packers started December on a Thursday night in Week 14 at Detroit.
- ▶ The Packers went west in Week 15 to face the Seattle Seahawks on a Sunday night. Green Bay had not played at Seattle since 2018 and the Packers got their first win in Seattle since 2008.
- ▶ For the 32nd straight season (1993-2024), Green Bay will play on *Monday Night Football* as it hosts the New Orleans Saints in Week 16.
- ▶ For the fourth straight season and the fifth time in the last six years, the Packers will finish the regular season with back-to-back NFC North contests. For the second consecutive season, they will travel a state over to take on the Vikings in Week 17 and then return home to face the Bears in the season finale on a date and time to be determined.

A CLOSER LOOK AT THE 2024 OPPONENTS:

Home Games	'23 Record	Last Overall Meeting/Result	Last Lambeau Field Meeting/Result
Colts	9-8	11/22/20, L, 34-31 (OT)	11/6/16, L, 31-26
Vikings	7-10	12/31/23, W, 33-10	10/29/23, L, 24-10
Cardinals	4-13	10/5/20, W, 30-16	10/5/20, W, 30-16
Texans	10-7	10/25/20, W, 35-20	12/4/16, W, 21-13
Lions	12-5	11/23/23, W, 29-22	9/28/23, L, 34-20
49ers	12-5	^1/20/24, L, 24-21	^1/22/22, L, 13-10
Dolphins	11-6	12/25/22, W, 26-20	11/11/18, W, 31-12
Saints	9-8	9/24/23, W, 18-17	9/24/23, W, 18-17
Bears	7-10	1/7/24, W, 17-9	1/7/24, W, 17-9
Totals	81-72	(529)	

Road Games	'23 Record	Last Overall Meeting/Result	Last Meeting at Site/Result
Eagles	11-6	11/27/22, L, 40-33	11/27/22, L, 40-33
Titans	6-11	11/17/22, L, 27-17	11/13/16, L, 47-25
Rams	10-7	11/5/23, W, 20-3	10/28/18, L, 29-27
Jaguars	9-8	11/15/20, W, 24-20	9/11/16, W, 27-23
Bears	7-10	1/7/24, W, 17-9	9/10/23, W, 38-20
Lions	12-5	11/23/23, W, 29-22	11/23/23, W, 29-22
Seahawks	9-8	11/14/21, W, 17-0	11/15/18, L, 27-24
Vikings	7-10	12/31/23, W, 33-10	12/31/23, W, 33-10
Totals	71-65	(522)	
Overall	152-137	(526)	

+ = NFC Wild Card Playoff

^ = NFC Divisional Playoff

* = NFC Championship

AWARDS

- ▶ **LB Edgerrin Cooper** was named **NFC Defensive Player of the Week** for Week 8 (October 24, 27-28) and Week 15 (December 12, 15-16), becoming the **first Packers rookie and the fifth rookie ever** to win Defensive Player of the Week multiple times (Nick Bosa in 2019, Brian Cushing in 2009, Kamren Kinchens in 2024 and Shaquille Leonard in 2018). Cooper is the first former Texas A&M player to win Defensive Player of the Week multiple times as a rookie. In Week 15, Cooper recorded five tackles (four solo), two tackles for loss, two passes defended, a sack and an interception. Cooper is the first rookie linebacker to record multiple tackles for loss and passes defended since 2016 (Nick Kwiatkoski, Week 13). In Week 8, Cooper posted eight tackles (four solo), a sack, a forced fumble and a pass defended in the 30-27 win at Jacksonville. Cooper is the first rookie with five-plus tackles, a sack and a forced fumble in a game this season. It is Cooper's first career Player of the Week Award, becoming the first Packers rookie to win Defensive Player of the Week since Clay Matthews (Week 13, 2009). He joins Von Miller (Week 11, 2011) as the only former Texas A&M players to win Defensive Player of the Week as a rookie.
- ▶ **DL Karl Brooks** was named **NFC Special Teams Player of the Week** for Week 11 after he blocked a field goal on the final play of regulation to secure the Packers' 20-19 victory over the Bears. It was the first career Special Teams Player of the Week award for Brooks, as he becomes the first Packers defensive lineman to win the award. Brooks becomes the third former Bowling Green player to win a Player of the Week award.
- ▶ **S Xavier McKinney** earned **NFC Defensive Player of the Month** honors for October (Weeks 5-8). McKinney was the only NFL player with multiple interceptions (two), a sack (one) and a fumble recovery (one) in Weeks 5-8. It is his first career Player of the Month honor and he is the third Packers defensive back to earn Defensive Player of the Month, joining Pro Football Hall of Famer Charles Woodson (three-time winner) and Atari Bigby (December 2007). McKinney is the third former University of Alabama safety to earn Player of the Month honors, joining Landon Collins (November 2016) and Eddie Jackson (November 2018).
- ▶ In Week 6, **QB Jordan Love** was voted FedEx Air NFL Player of the Week by the fans after he tied his career high (Week 4 this season vs. Minnesota) with four TD passes and became the **first Green Bay QB** to throw four-plus TD passes in back-to-back home games in a single season since Brett Favre (1995).

CONSECUTIVE-SELLOUT STREAK

- Due to health-and-safety concerns, the Packers made the decision to first not have fans at home games and then to sell a limited number tickets to a few home games in 2020 due to the pandemic, which put a pause to the franchise's sellout streak. The Packers were happy to welcome back full crowds for the 2021 season and after Week 13 against the Miami Dolphins this season, the sellout streak moved to 380 regular-season games at Lambeau Field (not including replacement games).
- ▶ The league's longest-tenured stadium, Lambeau Field is hosting its 68th season of football in 2024. For the victory over Seattle in the Divisional round of the 2019 playoffs, 78,998 Packers fans filled Lambeau Field for the second-highest paid attendance in stadium history (79,704 in the Divisional round of the 2014 playoffs versus Dallas).
- ▶ Across American professional sports, only Boston's Fenway Park (1912) and Chicago's Wrigley Field (1914) have longer tenures.
- ▶ Including the postseason, Green Bay is 281-139-6 (.667) at Lambeau Field (1957-2024).
- ▶ Under Head Coach **Matt LaFleur**, the Packers are 39-13 at home (including the postseason), a .750 winning percentage that ranks **No. 3 in the NFL** since 2019 (Kansas City ranks No. 1, 46-13, .780).

PACKERS DIGITAL AND SOCIAL MEDIA

- Media and fans can visit www.packers.com and follow the Packers on social media for the most up-to-date information throughout the season.
- ▶ On-demand video clips of all general manager, head coach, coordinator and player interviews will be available on the website.
- ▶ Video conferences will be live streamed on packers.com, the Packers' mobile app, CTV app (Apple TV, Roku, Amazon Fire TV), Facebook, X/Twitter, and YouTube.
- ▶ Daily written stories covering practice and interviews with Head Coach Matt LaFleur, assistant coaches and players will be available on the website.
- ▶ Fun 'off-the field' videos will be shared to give fans a closer look at this year's team.
- ▶ Follow the Packers on social media on Instagram, TikTok, Facebook, X, Snapchat, and YouTube.

PRONUNCIATION GUIDE

PLAYERS

Jaire Alexander	ji-air
Corey Ballentine	BAL-en-tine
Romeo Doubs	DOBBS
Kingsley Enagbare	ee-nag-BAR-ee
Elgton Jenkins	EL-ton
Xavier McKinney	ZAY-vier
Keisean Nixon	KEY-shawn
Kitan Oladapo	kuh-TAWN oh-luh-DAPP-oh
Matt Orzech	OR-zick
Robert Rochell	roh-SHELL
Spencer Rolland	RAH-land
Carrington Valentine	CAIR-ing-ton
Daniel Whelan	WEE-lan
Dontayvion Wicks	don-TAY-vee-in

COACHES/FRONT OFFICE

Rich Bisaccia	bis-SOTCH-ee-uh
Anthony Campanile	camp-uh-nell-ee
Tom Clements	KLEMM-ints
Wendel Davis	WEN-del
Ryan Downard	DOWN-erd
Sean Duggan	DUG-an
Rob Grosso	GROW-so
Brian Gutekunst	GOO-tuh-kunst
Matt LaFleur	la-flew-er
Ryan Mahaffey	muh-HAFF-ee
Vince Oghobaase	oh-guh-BAH-see
Jason Rebrovich	reb-row-vitch
Adam Stenavich	STEN-uh-vitch

BRIAN GUTEKUNST INTERVIEWS

- ▶ One-on-one interviews with Gutekunst should be arranged through Jason Wahlers (wahlersj@packers.com).

MATT LaFLEUR PRESS CONFERENCES

- ▶ During the regular season, LaFleur generally will be available in-person to media in the media auditorium on Monday, Wednesday, Thursday, Friday and after games.
- ▶ One-on-one interviews with LaFleur should be arranged through Jason Wahlers (wahlersj@packers.com).

PLAYER INTERVIEWS

- ▶ During the regular season, players on the active roster will be available in-person to media in the locker room generally on Monday, Wednesday, Thursday, Friday and following games.
- ▶ All interviews with players on the practice squad or injured reserve need to be requested and approved through the communications department.
- ▶ At the conclusion of all games, players will be made available following the NFL's standard "cooling-off" period.
- ▶ Any requests to interview players other than on the aforementioned days should be directed to a member of the Packers' communications department.

ASSISTANT COACH AVAILABILITY

- ▶ Coordinators – Adam Stenavich (offense), Jeff Hafley (defense) and Rich Bisaccia (special teams) – will continue to serve as primary spokesmen in their respective areas.
- ▶ During the regular season, coordinators will be available in-person to a limited number of media in the media auditorium once a week. Offensive and defensive position coaches generally will be available in-person. Specific availability will be included in our weekly advisory.
- ▶ Following games, LaFleur will be the only coach available to the media.
- ▶ Position coaches are available for questions on specific players and their position group only. Broader interview topics need to be directed to the respective coordinators.
- ▶ No assistant coach should be contacted directly by telephone (at his desk, home or on his cell phone), or by email. All interviews must be arranged through the communications department.
- ▶ Sarah Quick (quicks@packers.com) serves as the primary contact for assistant coaches. In her absence, feel free to contact another member of the communications staff.

PRACTICE ACCESS, PHOTOGRAPHY AND SOCIAL-MEDIA GUIDELINES

- ▶ During the regular season, practices will be open to local media who regularly cover the team for designated periods during the beginning of each session. Also as in prior years, photo/video opportunities will be limited to the beginning portions of practice.
- ▶ The team reserves the right to limit photography/video to certain periods for competitive reasons. This restriction applies to both training-camp and regular-season practices.
- ▶ During practice periods in which B-roll and still photography are NOT permitted, the media may not utilize camera phones, either. The communications staff will alert the media of the permissible "shooting" periods before and during each practice.
- ▶ Video of practice or press conferences by an individual or media outlet can be posted on social-media sites in compliance with the NFL online-content policy.
- ▶ No live-streaming or live broadcast of practice or press conferences or open locker room is permitted by an individual or media outlet at any time on any platform.
- ▶ NO entries about specific schemes, personnel groupings or anything that might be related in any way to game planning. If you have ANY questions about this, please ask a member of the Packers' communications staff before posting.
- ▶ NO entries regarding "football communications," including specific exchanges between coaches and players that might be overheard. Acknowledgement that the conversation occurred is acceptable, but we ask that the details of the conversation be withheld.
- ▶ NO detailed speculation as to the potential nature or severity of an injury. Once again, acknowledging that an injury occurred and providing general details (i.e., "right leg ..." or "left wrist ...") is permitted, but anything beyond that would be purely speculative and possibly inaccurate.
- ▶ Media are NOT permitted to photograph or shoot b-roll of injured players rehabbing on the practice field.
- ▶ Photographers (video and still) are asked to avoid filming, photographing, printing and/or airing any shots of any injury situation, while the injury occurs, while trainers attend to/treat the injured player, and while the player is leaving the field, either on his own or with aid. This includes minor injuries.
- ▶ Tripods are not allowed to be used while filming from the sideline.

NFL ONLINE-CONTENT POLICY

- ▶ Accredited Organizations may supplement its traditional media distribution platform (e.g., newspaper, television, radio) with other new media distribution platforms that it controls (e.g., websites, official social

media accounts, applications, podcasts), provided that, with respect to such new media distribution platforms: (i) any use of film or video or digital still images is limited to a reasonable amount or number (as applicable), and used only to illustrate or support news and editorial coverage of the Game or Event (as opposed to use in connection with or on commercial products (e.g., apparel, posters, commemorative programs, or other types of souvenir or other merchandise, or sponsored content) purposes; (ii) any use of film or video or digital still images is not used to create Simulated Video of game action; (iii) no video of game action is used (except that, if the Accredited Organization is a television broadcaster, Game or Event highlights may be shown as part of a single, non-archived, online “simulcast” of any regularly scheduled television news programming the Accredited Organization may broadcast, provided it adheres to the limits on such broadcasts set forth below); and (iv) use of non-game audio and video content obtained as a result of credentialed card access (e.g., press conferences, training camp, practice and/or interviews at NFL venues or events): (1) must be limited to 90 seconds maximum per day (180 seconds maximum -- 90 seconds per Member Club -- in two-Member Club markets), (2) may not be posted or streamed “live” or in real time in any form or medium and may not be archived (i.e., made available for on-demand public access for more than 24 hours after posting, etc.), (3) may appear only in an editorial context (i.e., no sponsorship, merchandising or advertising integrated with or around the content, including digital advertising, etc.), and (4) must be accompanied by links back to NFL.com and to the applicable Member Club’s web site.

INJURY INFORMATION

- ▶ All injury information will be issued by Head Coach Matt LaFleur. Please do not address injury questions to another coach or staff member.

CELL PHONES

- ▶ The team does not tolerate cell-phone distractions at practice. Please set all phones to off or vibrate. Phone conversations are strongly discouraged, but if necessary, should be conducted well away from the field.

POOL REPORTER

- ▶ As assigned by the Professional Football Writers of America (PFWA), the Green Bay pool reporter for this season is Rob Demovsky of ESPN.com.

MISCELLANEOUS

- ▶ All items brought to practice (cameras, bags, tripods, equipment, etc.) should be stored against the wall,

away from the field, for safety reasons.

- ▶ Food is not allowed during practice.
- ▶ Any equipment not stored should be held at all times; when avoiding oncoming action, it is important that anything in your possession moves as you move.
- ▶ No players or coaches may be actively engaged in conversation or interviewed while practice is in progress.

CREDENTIALS

- ▶ All credential requests may be requested through Sarah Quick, assistant director of communications, via email: quicks@packers.com. All media must now register in Accredited. Credentials will not be mailed. Credentials can be picked up on gameday at Media Will Call on the south side of the stadium near the Invisalign Gate. Media Will Call opens four hours prior to kickoff.

PHOTO CREDENTIALS

- ▶ Photo credentials will not be issued to freelance photographers unless on a specific assignment from an accredited organization. Credentials are not provided to “grips” due to space limitations.

STADIUM ACCESS

- ▶ Please enter through the loading dock/security entrance with your 2024 non-gameday credential. Those with a simplex card can enter through the media workroom entrance. Please email Sarah Quick (quicks@packers.com) if a day pass is needed.

GAME-CREDENTIAL DEADLINES

- ▶ Following are credential application deadlines for the Packers’ regular-season games. All written requests should be directed to Sarah Quick via email at quicks@packers.com.
- ▶ vs. New Orleans Saints – Wednesday, Dec. 18 by noon
- ▶ at Minnesota Vikings – Monday, Dec. 23 at 10 a.m.
- ▶ vs. Chicago Bears – Tuesday, Dec. 31 by 12 noon

ROSTER/ALPHABETICAL

NO.	NAME	POS	HT	WT	DOB	EXP	COLLEGE	HOMETOWN	HOW ACO
23	Alexander, Jaire	CB	5-10	196	2/9/1997	7	Louisville	Mint Hill, N.C.	D1-18
39	Anderson, Zayne	S	6-2	206	1/31/1996	2	Brigham Young	Stansbury Park, Utah	W-23 (Buf.)
26	Ballentine, Corey	CB	5-11	196	4/11/1996	6	Washburn	Tecumseh, Kan.	FA-22
30	Brooks, Chris	RB	6-1	219	1/11/2000	2	Brigham Young	Oceanside, Calif.	FA-24
94	Brooks, Karl	DL	6-3	296	5/8/2000	2	Bowling Green	Lansing, Mich.	D6a-23
20	Bullard, Javon	S	5-10	198	9/5/2002	R	Georgia	Milledgeville, Ga.	D2a-24
97	Clark, Kenny	DL	6-3	314	10/4/1995	9	UCLA	Rialto, Calif.	D1-16
56	Cooper, Edgerrin	LB	6-2	229	11/17/2001	2	Texas A&M	Covington, La.	D2a-24
57	Cox Jr., Brenton	DL	6-4	250	1/30/2000	2	Florida	Stockbridge, Ga.	FA-23
73	Dillard, Andre	T	6-5	315	10/3/1995	6	Washington State	Woodrville, Wash.	FA-24
87	Doubs, Romeo	WR	6-2	204	4/13/2000	3	Nevada	Los Angeles, Calif.	D4a-22
55	Engbarger, Kingsley	DL	6-4	258	1/18/2000	3	South Carolina	Atlanta, Ga.	D5-22
86	FitzPatrick, John	TE	6-7	262	3/9/2000	3	Georgia	Atlanta, Ga.	FA-24 (PS-Alt.)
52	Gary, Rashan	DL	6-5	277	12/3/1997	6	Michigan	Paramus, N.J.	D1a-19
79	Glover, Travis	T	6-6	317	8/17/2000	2	Georgia State	Vienna, Ga.	D6-24
18	Heath, Malik	WR	6-2	213	3/31/2000	2	Mississippi	Jackson, Miss.	FA-23
59	Hopper, Ty Ron	LB	6-2	228	4/26/2001	1	Missouri	Roswell, Ga.	D3b-24
8	Jacobs, Josh	RB	5-10	223	2/11/1998	6	Alabama	Tulsa, Okla.	UFA (LV)-24
74	Jenkins, Elgton	G/T	6-5	311	12/26/1995	6	Mississippi State	Clarksdale, Miss.	D2-19
85	Kraft, Tucker	TE	6-5	259	11/3/2000	2	South Dakota State	Timber Lake, S.D.	D3-23
10	Love, Jordan	QB	6-4	219	11/2/1998	5	Utah State	Bakersfield, Calif.	D1-20
58	McDuffie, Isaiah	LB	6-1	227	7/21/1999	4	Boston College	Buffalo, N.Y.	D6b-21
29	McKinney, Xavier	S	6-0	201	8/9/1999	5	Alabama	Roswell, Ga.	UFA (NRG)-24
17	McManus, Brandon	K	6-3	201	7/25/1999	11	Temple	Lansdale, Pa.	FA-24
60	Melton, Bo	WR	5-11	189	5/18/1999	1	Rutgers	Egg Harbor City, N.J.	FA-22 (PS-Sea.)
82	Monk, Jacob	C/G	6-3	308	6/4/2001	R	Duke	Wendell, N.C.	D5a-24
53	Mosby, Arron	DL	6-3	250	4/13/1999	2	Fresno State	Sanger, Calif.	W-23 (Car.)
71	Myers, Josh	C/G	6-5	310	7/16/1998	4	Ohio State	Miamisburg, Ohio	D2-21
25	Nixon, Keisean	CB	5-10	200	6/22/1997	6	South Carolina	Los Angeles, Calif.	FA-22
27	Diadapo, Kitau	S	6-2	216	10/12/2000	R	Oregon State	Portland, Ore.	D5b-24
42	Orzech, Matt	LS	6-3	245	4/12/1995	5	Azusa Pacific	Menifee, Calif.	UFA (LAR)-23
11	Reed, Jayden	WR	5-11	187	4/28/2000	2	Michigan State	Naperville, Ill.	D2b-23
75	Rhyan, Sean	G	6-5	321	9/15/2000	3	UCLA	San Juan Capistrano, Calif.	D3-22
22	Rochell, Robert	CB	6-0	193	4/26/1998	4	Central Arkansas	Shreveport, La.	FA-23 (PS-Car.)
89	Sims, Ben	TE	6-5	250	5/16/2000	2	Baylor	San Antonio, Texas	W-23 (Min.)
93	Slaton, T.J.	DL	6-4	330	10/3/1997	4	Florida	Plantation, Fla.	D5a-21
21	Stokes, Eric	CB	6-1	194	3/1/1999	4	Georgia	Covington, Ga.	D1-21
76	Telford, Kadeem	T	6-7	322	11/10/1998	1	UAB	Miami, Fla.	FA-23
50	Tom, Zach	OL	6-4	304	3/26/1999	3	Wake Forest	Baton Rouge, La.	D4b-22
24	Valentine, Carrington	CB	6-0	189	9/9/2001	2	Kentucky	Cincinnati, Ohio	D7a-23
90	Van Ness, Lukas	DL	6-5	272	7/6/2001	2	Iowa	Barrington, Ill.	D1-23
7	Walker, Quay	LB	6-4	241	5/8/2000	3	Georgia	Cordele, Ga.	D1a-22
63	Walker, Rasheed	T	6-6	324	2/13/2000	3	Penn State	Waldorf, Md.	D7c-22
9	Watson, Christian	WR	6-4	208	5/12/1999	3	North Dakota State	Tampa, Fla.	D2-22
13	Whelan, Daniel	P	6-5	216	2/10/1999	2	UC Davis	Ramoth Mirage, Calif.	FA-23
19	Wicks, Dontayvion	WR	6-1	206	6/16/2001	2	Virginia	Plaquemine, La.	D5b-23
33	Williams, Evan	S	5-11	200	7/28/1999	R	Oregon	Mountain View, Calif.	D4-24
2	Willis, Malik	QB	6-1	225	5/8/1999	3	Liberty	Roswell, Ga.	T-24 (Ten.)
31	Wilson, Emanuel	RB	5-10	226	5/8/1999	2	Fort Valley State	Huntersville, N.C.	FA-23
45	Wilson, Eric	LB	6-1	230	9/26/1994	8	Cincinnati	Redford, Mich.	FA-22 (PS-NIO)
96	Wooden, Colby	DL	6-4	273	12/21/2000	2	Auburn	Lawrenceville, Ga.	D4-23
95	Wyatt, Devonte	DL	6-3	304	3/31/1998	3	Georgia	Decatur, Ga.	D1b-22

Injured Reserve (4)

84	Davis, Tyler	TE	6-4	252	4/2/1997	5	Georgia Tech	Bellmore, N.Y.	FA-21 (PS-Ind.)
28	Dillon, AJ	RB	6-0	247	5/2/1998	5	Boston College	Groton, Mass.	D2-20
77	Morgan, Jordan	T/G	6-5	311	8/4/2001	R	Arizona	Tucson, Ariz.	D1a-24
88	Musgrave, Luke	TE	6-6	253	9/2/2000	2	Oregon State	Bend, Ore.	D2a-23

Non-Football Illness (NFI) (1)

32	Lloyd, MarShawn	RB	5-9	220	1/5/2001	R	Southern California	Hyattsville, Md.	D3a-24
----	-----------------	----	-----	-----	----------	---	---------------------	------------------	--------

Practice Squad (17)

49	Alexandre, Deslin	DL	6-3	264	6/11/1998	1	Pittsburgh	Deerfield Beach, Fla.	FA-24
54	Barrett, Michael	LB	5-11	232	12/14/1999	R	Michigan	Valdosta, Ga.	FA-24
40	Brown, Omar	S	6-1	205	10/12/2000	R	Nebraska	Minneapolis, Minn.	FA-24
6	Clifford, Sean	QB	6-2	218	7/14/1998	2	Penn State	Cincinnati, Ohio	D5a-23
65	Ester, James	DL	6-3	289	8/30/2001	R	Northern Illinois	Detroit, Mich.	FA-24
36	Hadden, Kamal	CB	6-1	192	1/17/2001	R	Tennessee	River Rouge, Mich.	FA-24
16	Hale, Alex	K	6-1	203	3/7/1998	R	Oklahoma State	East Gosford, Australia	FA-24
78	Hayes, Marquis	G	6-5	318	2/14/1999	2	Oklahoma	Maryland Heights, Mo.	FA-24
81	Hicks, Julian	WR	6-2	201	9/29/1999	R	Albany	Mayfield, Ohio	FA-24
67	Jennings, Donovan	G/T	6-4	323	11/24/1999	R	South Florida	Tampa, Fla.	FA-24
83	Johnson, Cornelius	WR	6-3	212	11/29/2000	R	Michigan	Greenwich, Conn.	FA-24
70	Jordan, Michael	OL	6-6	315	1/25/1998	5	Ohio State	Canton, Mich.	FA-24
34	King, Kalen	CB	5-11	190	1/28/2003	R	Penn State	Detroit, Mich.	D7b-24
51	Martin, Jeremiah	DL	6-3	265	7/10/2000	1	Washington	San Bernardino, Calif.	FA-24
16	McGough, Alex	WR	6-3	214	11/19/1995	1	Florida International	Tampa, Fla.	FA-23
38	Merrweather, Ellis	RB	6-1	220	4/7/1999	1	Massachusetts	Alpharetta, Ga.	FA-23
48	Swinson, Messiah	TE	6-7	259	4/20/2000	R	Arizona State	Brookville, N.Y.	FA-24

ROSTER/NUMERICAL

NO.	NAME	POS	HT	WT	DOB	EXP	COLLEGE	HOMETOWN	HOW ACC
2	Malik Willis	QB	6-1	225	5/25/1999	3	Liberty	Roswell, Ga.	T-24 (Ten.)
7	Quay Walker	LB	6-4	241	5/8/2000	3	Georgia	Cordale, Ga.	D1a-22
8	Chris Jacobs	RB	5-10	223	2/11/1998	6	Alabama	Tulsa, Okla.	UFA (LV)-24
9	Jonathan Watson	WR	6-4	208	5/12/1999	3	North Dakota State	Tampa, Fla.	D2-22
10	Jordan Love	QB	6-4	219	11/2/1998	5	Utah State	Bakersfield, Calif.	D1-20
11	Jayden Reed	WR	5-11	187	4/28/2000	2	Michigan State	Naperville, Ill.	D2b-23
13	Dontayvion Wicks	WR	6-1	206	6/16/2001	2	Virginia	Plaquemine, La.	D5b-23
17	Brandon McManus	K	6-3	201	7/25/1991	11	Temple	Lansdale, Pa.	FA-24
18	Malik Heath	WR	6-2	213	3/31/2000	2	Mississippi	Jackson, Miss.	FA-23
19	Daniel Whelan	P	6-5	216	2/10/1999	2	UC Davis	Rancho Mirage, Calif.	FA-23
20	Javon Bullard	S	5-10	198	9/5/2002	R	Georgia	Milledgeville, Ga.	D2b-24
21	Eric Stokes	CB	6-1	194	3/1/1999	4	Georgia	Covington, Ga.	D1-21
22	Robert Rochell	CB	6-0	193	4/26/1998	4	Central Arkansas	Shreveport, La.	FA-23 (PS-Gar.)
23	Jaire Alexander	CB	5-10	196	2/9/1997	7	Louisville	Mint Hill, N.C.	D1-18
24	Carrington Valentine	CB	6-0	189	9/9/2001	2	Kentucky	Cincinnati, Ohio	D7a-23
25	Keisean Nixon	CB	5-10	200	6/22/1997	6	South Carolina	Los Angeles, Calif.	FA-22
26	Corey Ballentine	CB	5-11	196	4/13/1996	6	Washington	Tecumseh, Kan.	FA-22
27	Kitan Oladapo	S	6-2	216	10/10/2000	R	Oregon State	Portland, Ore.	D5b-24
29	Xavier McKinney	S	6-0	201	8/9/1999	5	Alabama	Roswell, Ga.	UFA (NWG)-24
30	Chris Brooks	RB	6-1	219	1/11/2000	2	Brigham Young	Oceanside, Calif.	FA-24
31	Emanuel Wilson	RB	5-10	226	5/6/1999	2	Fort Valley State	Huntersville, N.C.	FA-23
33	Evan Williams	S	5-11	200	7/28/2001	R	Oregon	Mountain View, Calif.	FA-24
39	Zayne Anderson	S	6-2	206	1/8/1997	2	Brigham Young	Stansbury Park, Utah	D3-24
42	Matt Orzech	LS	6-3	245	4/12/1995	5	Azusa Pacific	Menifee, Calif.	W-23 (Buf.)
45	Eric Wilson	LB	6-1	230	9/26/1994	8	Cincinnati	Redford, Mich.	UFA (LAR)-23
40	Zach Tom	OL	6-4	304	3/26/1999	3	Wake Forest	Baton Rouge, La.	FA-22 (PS-NO)
52	Rashan Gary	DL	6-5	277	12/3/1997	6	Michigan	Paramus, N.J.	D4b-22
53	Arron Mosby	DL	6-3	250	4/13/1999	2	Fresno State	Sanger, Calif.	D1a-19
55	Kingsley Enagbare	DL	6-4	258	1/18/2000	3	South Carolina	Atlanta, Ga.	W-23 (Car.)
56	Eddinger Cooper	DL	6-2	229	11/17/2001	R	Texas A&M	Covington, La.	D5-22
57	Brenton Cox Jr.	DL	6-4	250	1/30/2000	2	Florida	Stockbridge, Ga.	D2a-24
58	Isaiah McDuffie	DL	6-1	227	7/21/1999	4	Boston College	Buffalo, N.Y.	FA-23
59	Ty Ron Hopper	DL	6-2	228	4/26/2001	R	Missouri	Roswell, Ga.	D6b-21
62	Jacob Monk	C/G	6-3	308	6/4/2001	R	Duke	Wendell, N.C.	D3b-24
63	Rashed Walker	T	6-6	324	2/13/2000	3	Penn State	Waldorf, Md.	O5a-24
71	Josh Myers	C/G	6-5	310	7/16/1998	4	Ohio State	Miamisburg, Ohio	D7c-22
73	Andre Dillard	T	6-5	315	10/31/1995	6	Washington State	Woodville, Wash.	D2-21
74	Elton Jenkins	G/T	6-5	311	12/26/1995	6	Mississippi State	Clarksdale, Miss.	FA-24
75	Sean Rhyan	G	6-5	321	9/15/2000	3	UCLA	San Juan Capistrano, Calif.	D2-19
76	Kadeem Telford	T	6-7	322	11/10/1998	1	UAB	Miami, Fla.	D3-22
79	Travis Glover	T	6-6	317	8/17/2000	R	Georgia State	Vienna, Ga.	FA-23
80	Bo Melton	WR	5-11	189	5/18/1999	1	Rutgers	Egg Harbor City, N.J.	D6-24
85	Tucker Kraft	TE	6-5	259	1/13/2000	2	South Dakota State	Egg Harbor City, N.J.	FA-22 (PS-Seu.)
86	John FitzPatrick	TE	6-7	262	3/9/2000	3	South Dakota State	Timber Lake, S.D.	D5-23
87	Romeo Doubs	WR	6-7	204	4/13/2000	3	Georgia	Atlanta, Ga.	FA-24 (PS-Att.)
89	Ben Sims	TE	6-5	250	5/16/2000	2	Nevada	Los Angeles, Calif.	D4a-22
90	Lukas Van Ness	WR	6-5	272	7/6/2000	2	Baylor	San Antonio, Texas	W-23 (Min.)
93	T.J. Slaton	DL	6-4	330	10/3/1997	4	Iowa	San Antonio, Texas	D1-23
94	Karl Brooks	DL	6-3	296	5/8/2000	2	Iowa	Barrington, Ill.	D5a-21
95	Devonte Wyatt	DL	6-4	330	10/3/1997	4	Florida	Plantation, Fla.	D6a-23
96	Colby Wooden	DL	6-3	304	3/31/1998	3	Bowling Green	Lansing, Mich.	D1b-22
97	Kenny Clark	DL	6-4	273	12/21/2000	2	Georgia	Decatur, Ga.	D4-23
98	Kenny Clark	DL	6-3	314	10/4/1995	9	Auburn	Lawrenceville, Ga.	D1-16
							UCLA	Rialto, Calif.	D1-16

Injured Reserve (4)

28	AJ Dillon	RB	6-0	247	5/2/1998	5	Boston College	Groton, Mass.	D2-20
77	Jordan Morgan	T/G	6-5	311	8/4/2001	R	Arizona	Tucson, Ariz.	D1-24
84	Tyler Davis	TE	6-4	252	4/2/1997	5	Georgia Tech	Baltimore, N.Y.	FA-21 (PS-Ind.)
88	Luke Musgrave	TE	6-6	253	9/2/2000	2	Oregon State	Bellmore, N.Y.	D2a-23

Non-Football Illness (NFI) (1)

32	MarShawn Lloyd	RB	5-9	220	1/5/2001	R	Southern California	Hyattsville, Md.	D3a-24
----	----------------	----	-----	-----	----------	---	---------------------	------------------	--------

Practice Squad (17)

6	Sean Clifford	QB	6-2	218	7/14/1998	2	Penn State	Cincinnati, Ohio	D5a-23
16	Alex McGough	WR	6-3	214	11/19/1995	1	Florida International	Tampa, Fla.	FA-23
16	Alex Hale	K	6-1	203	3/7/1998	R	Oklahoma State	East Gosford, Australia	FA-24
34	Kalen King	CB	5-11	190	1/28/2003	R	Penn State	Detroit, Mich.	D7b-24
36	Kamal Hadden	CB	6-1	192	1/17/2001	R	Tennessee	River Rouge, Mich.	FA-24
38	Ellis Merriweather	RB	6-1	220	4/7/1999	1	Massachusetts	Alpharetta, Ga.	FA-23
40	Omar Brown	S	6-1	205	10/12/2000	R	Nebraska	Minneapolis, Minn.	FA-24
48	Messiah Swinson	TE	6-7	259	4/20/2000	R	Arizona State	Brookville, Pa.	FA-24
49	Deslin Alexandre	DL	6-3	264	6/11/1998	1	Pittsburgh	Deerfield Beach, Fla.	FA-24
51	Jeremiah Martin	DL	6-3	265	7/10/2000	1	Washington	San Bernardino, Calif.	FA-24
54	Michael Barrett	LB	5-11	232	12/14/1999	R	Michigan	Valdosta, Ga.	FA-24
65	James Ester	DL	6-3	289	8/30/2001	R	Northern Illinois	Detroit, Mich.	FA-24
67	Donovan Jennings	G/T	6-4	323	11/24/1999	R	South Florida	Tampa, Fla.	FA-24
70	Michael Jordan	OL	6-6	315	1/25/1998	5	Ohio State	Canton, Mich.	FA-24
78	Marquis Hayes	G	6-5	318	2/14/1999	2	Oklahoma	Maryland Heights, Mo.	FA-24
81	Julian Hicks	WR	6-2	201	9/29/1999	R	Albany	Mayfield, Ohio	FA-24
83	Cornelius Johnson	WR	6-3	212	11/29/2000	R	Michigan	Greenwich, Conn.	FA-24

ROSTER/POSITIONAL

NO.	NAME	POS.	HT.	WT.	AGE	EXP.	COLLEGE	HOMETOWN	HOW ACQ.
QUARTERBACKS (2)									
2	Malik Willis	QB	6-1	225	25	3	Liberty	Roswell, Ga.	T-24 (Ten.)
10	Jordan Love	QB	6-4	219	26	5	Utah State	Bakersfield, Calif.	D1-20
RUNNING BACKS (3)									
8	Josh Jacobs	RB	5-10	223	26	6	Alabama	Tulsa, Okla.	UFA (LV)-24
30	Chris Brooks	RB	6-1	219	24	2	Brigham Young	Oceanside, Calif.	FA-24
31	Emanuel Wilson	RB	5-10	226	25	2	Fort Valley State	Huntersville, N.C.	FA-23
WIDE RECEIVERS (6)									
9	Christian Watson	WR	6-4	208	25	3	North Dakota State	Tampa, Fla.	D2-22
11	Jayden Reed	WR	5-11	187	24	2	Michigan State	Naperville, Ill.	D2b-23
13	Dontayvion Wicks	WR	6-1	206	23	2	Virginia	Plaquemine, La.	D5b-23
18	Malik Heath	WR	6-2	213	24	2	Mississippi	Jackson, Miss.	FA-23
80	Bo Melton	WR	5-11	189	25	1	Rutgers	Egg Harbor City, N.J.	FA-22 (PS-Sea.)
87	Romeo Doubs	WR	6-2	204	24	3	Nevada	Los Angeles, Calif.	D4a-22
TIGHT ENDS (3)									
85	Tucker Kraft	TE	6-5	259	24	2	South Dakota State	Timber Lake, S.D.	D3-23
86	John FitzPatrick	TE	6-7	262	24	3	Georgia	Atlanta, Ga.	FA-24 (PS-Atl.)
89	Ben Sims	TE	6-5	250	24	2	Baylor	San Antonio, Texas	W-23 (Min.)
OFFENSIVE LINE (9)									
50	Zach Tom	OL	6-4	304	25	3	Wake Forest	Baton Rouge, La.	D4b-22
62	Jacob Monk	C/G	6-3	308	23	R	Duke	Wendell, N.C.	D5a-24
63	Rasheed Walker	T	6-6	324	24	3	Penn State	Waldorf, Md.	D7c-22
71	Josh Myers	C/G	6-5	310	26	4	Ohio State	Miamisburg, Ohio	D2-21
73	Andre Dillard	T	6-5	315	29	6	Washington State	Woodinville, Wash.	FA-24
74	Elgton Jenkins	G/T	6-5	311	28	6	Mississippi State	Clarksdale, Miss.	D2-19
75	Sean Rhyan	G	6-5	321	24	3	UCLA	San Juan Capistrano, Calif.	D3-22
76	Kadeem Telfort	T	6-7	322	26	1	UAB	Miami, Fla.	FA-23
79	Travis Glover	T	6-6	317	24	R	Georgia State	Vienna, Ga.	D6-24
LINEBACKERS (5)									
7	Quay Walker	LB	6-4	241	24	3	Georgia	Cordele, Ga.	D1a-22
45	Eric Wilson	LB	6-1	230	30	8	Cincinnati	Redford, Mich.	FA-22 (PS-NO)
56	Edgerrin Cooper	LB	6-2	229	23	R	Texas A&M	Covington, La.	D2a-24
58	Isaiah McDuffie	LB	6-1	227	25	4	Boston College	Buffalo, N.Y.	D6b-21
59	Ty'Ron Hopper	LB	6-2	228	23	R	Missouri	Roswell, Ga.	D3b-24
DEFENSIVE BACKS (11)									
20	Javon Bullard	S	5-10	198	22	R	Georgia	Milledgeville, Ga.	D2b-24
21	Eric Stokes	CB	6-1	194	25	4	Georgia	Covington, Ga.	D1-21
22	Robert Rochell	CB	6-0	193	26	4	Central Arkansas	Shreveport, La.	FA-23 (PS-Car.)
23	Jaire Alexander	CB	5-10	196	27	7	Louisville	Mint Hill, N.C.	D1-18
24	Carrington Valentine	CB	6-0	189	23	2	Kentucky	Cincinnati, Ohio	D7a-23
25	Keisean Nixon	CB	5-10	200	27	6	South Carolina	Los Angeles, Calif.	FA-22
26	Corey Ballentine	CB	5-11	196	28	6	Washburn	Tecumseh, Kan.	FA-22
27	Kitan Oladapo	S	6-2	216	24	R	Oregon State	Portland, Ore.	D5b-24
29	Xavier McKinney	S	6-0	201	25	5	Alabama	Roswell, Ga.	UFA (NYG)-24
33	Evan Williams	S	5-11	200	23	R	Oregon	Mountain View, Calif.	D4-24
39	Zayne Anderson	S	6-2	206	27	2	Brigham Young	Stansbury Park, Utah	W-23 (Buf.)
DEFENSIVE LINE (10)									
52	Rashan Gary	DL	6-5	277	27	6	Michigan	Paramus, N.J.	D1a-19
53	Arron Mosby	DL	6-3	250	25	2	Fresno State	Sanger, Calif.	W-23 (Car.)
55	Kingsley Enagbare	DL	6-4	258	24	3	South Carolina	Atlanta, Ga.	D5-22
57	Brenton Cox Jr.	DL	6-4	250	24	2	Florida	Stockbridge, Ga.	FA-23
90	Lukas Van Ness	DL	6-5	272	23	2	Iowa	Barrington, Ill.	D1-23
93	T.J. Slaton	DL	6-4	330	27	4	Florida	Plantation, Fla.	D5a-21
94	Karl Brooks	DL	6-3	296	24	2	Bowling Green	Lansing, Mich.	D6a-23
95	Devonte Wyatt	DL	6-3	304	26	3	Georgia	Decatur, Ga.	D1b-22
96	Colby Wooden	DL	6-4	273	23	2	Auburn	Lawrenceville, Ga.	D4-23
97	Kenny Clark	DL	6-3	314	29	9	UCLA	Rialto, Calif.	D1-16
SPECIALISTS (3)									
17	Brandon McManus	K	6-3	201	33	11	Temple	Lansdale, Pa.	FA-24
19	Daniel Whelan	P	6-5	216	25	2	UC Davis	Rancho Mirage, Calif.	FA-23
42	Matt Orzech	LS	6-3	245	29	5	Azusa Pacific	Menifee, Calif.	UFA (LAR)-23

ROSTER/HOW BUILT

YEAR	DRAFTEES (31)	FREE AGENTS (9)	COLLEGE FREE AGENTS (4)	TRADES/WAIVERS (4)	PRACTICE SQUAD (4)
2016	DL K. Clark (1)				
2018	CB J. Alexander (1)				
2019	DL R. Gary (1a) G/T E. Jenkins (2)				
2020	QB J. Love (1)				
2021	CB E. Stokes (1) C/G J. Myers (2) DL T. Slaton (5a) LB I. McDuffie (6b)				
2022	LB Q. Walker (1a) DL D. Wyatt (1b) WR C. Watson (2) G S. Rhyan (3) WR R. Doubs (4a) OL Z. Tom (4b) DL K. Enagbare (5) T R. Walker (7c)	CB C. Ballentine (FA-22) CB K. Nixon (FA-22)			WR B. Melton (FA-22 PS-Sea.) LB E. Wilson (FA-22 PS-NO)
2023	DL L. Van Ness (1) WR J. Reed (2b) TE T. Kraft (3) DL C. Wooden (4) WR D. Wicks (5b) DL K. Brooks (6a) CB C. Valentine (7a)	LS M. Orzech (UFA LAR -23) P D. Whelan (FA-23)	DL B. Cox Jr. (FA-23) WR M. Heath (FA-23) T K. Telfort (FA-23) RB E. Wilson (FA-23)	S Z. Anderson (W-23 Buf.) DL A. Mosby (W-23 Car.) TE B. Sims (W-23 Min.)	CB R. Rochell (FA-23 PS-Car.)
2024	LB E. Cooper (2a) S J. Bullard (2b) LB T. Hopper (3b) S E. Williams (4) C/G J. Monk (5a) S K. Oladapo (5b) T T. Glover (6)	RB C. Brooks (FA-24) T A. Dillard (FA-24) RB J. Jacobs (UFA LV -24) S X. McKinney (UFA NYG -24) K B. McManus (FA-24)		QB M. Willis (T-24 Ten.)	TE J. FitzPatrick (FA-24 PS-Atl.)

DEPTH CHART

Unofficial, Dec. 18, 2024

OFFENSE

WR:	9	Christian Watson	13	Dontayvion Wicks	
WR:	87	Romeo Doubs	18	Malik Heath	
LT:	63	Rasheed Walker	73	Andre Dillard	
LG:	74	Elgton Jenkins	<u>62</u>	<u>Jacob Monk</u>	
C:	71	Josh Myers	<u>62</u>	<u>Jacob Monk</u>	
RG:	75	Sean Rhyan	<u>62</u>	<u>Jacob Monk</u>	
RT:	50	Zach Tom	76	Kadeem Telfort	<u>79</u> <u>Travis Glover</u>
TE:	85	Tucker Kraft	89	Ben Sims	86 John FitzPatrick
WR:	11	Jayden Reed	80	Bo Melton	
QB:	10	Jordan Love	2	Malik Willis	
RB:	8	Josh Jacobs	31	Emanuel Wilson	30 Chris Brooks

DEFENSE

DE:	55	Kingsley Enagbare	90	Lukas Van Ness	53 Arron Mosby
DT:	97	Kenny Clark	95	Devonte Wyatt	96 Colby Wooden
DT:	93	T.J. Slaton	94	Karl Brooks	
DE:	52	Rashan Gary	57	Brenton Cox Jr.	
LB:	58	Isaiah McDuffie	<u>59</u>	<u>Ty'Ron Hopper</u>	
LB:	7	Quay Walker	<u>56</u>	<u>Edgerrin Cooper</u>	
LB:	45	Eric Wilson	<u>56</u>	<u>Edgerrin Cooper</u>	
CB:	23	Jaire Alexander	21	Eric Stokes	26 Corey Ballentine
CB:	25	Keisean Nixon	24	Carrington Valentine	22 Robert Rochell
S:	29	Xavier McKinney	39	Zayne Anderson	<u>27</u> <u>Kitan Oladapo</u>
S:	<u>20</u>	<u>Javon Bullard</u>	<u>33</u>	<u>Evan Williams</u>	

SPECIAL TEAMS

K:	17	Brandon McManus		
P:	19	Daniel Whelan		
H:	19	Daniel Whelan		
PR:	25	Keisean Nixon	11	Jayden Reed
KR:	25	Keisean Nixon	11	Jayden Reed
LS:	42	Matt Orzech		

Rookies are underlined

COACH LOCATIONS AT LAMBEAU FIELD

► **Coaches' Box:** Jeff Hafley (defensive coordinator), Adam Stenavich (offensive coordinator), Ryan Downard (defensive backs), Connor Lewis (assistant quarterbacks), Sean Duggan (defensive assistant), Eddie Gordon (assistant offensive line), Sean Mannion (offensive assistant), Wendel Davis (defensive quality control), Rob Grosso (offensive quality control) and Anthony Perkins (defensive quality control).

► **Sideline:** Rich Bisaccia (assistant head coach/special teams coordinator), Aaron Hill (strength & conditioning coordinator), Derrick Ansley (passing game coordinator/defense), Anthony Campanile (linebackers/running game coordinator), Jason Vrable (passing game coordinator), Luke Butkus (offensive line), Tom Clements (quarterbacks), John Dunn (tight ends), Ryan Mahaffey (wide receivers), Jason Rebrovich (defensive line), Ben Sirmans (running backs), Vince Oghobaase (assistant defensive line), Byron Storer (assistant special teams), Kyle Wilber (special teams quality control), Myles White (coaching assistant - minority fellowship), Todd Hunt (strength & conditioning assistant), Marcus Jones (strength & conditioning assistant) and Ben Schumacher (strength & conditioning assistant).

*Locations may vary in away stadiums

GAME-BY-GAME STARTERS

2024 REGULAR SEASON

OFFENSE

DATE	OPPONENT	WR	WR	WR	TE	WR	LT	LG	C	RG	RT	TE	WR	WR	TE	TE	WR	QB	RB
9/6	at Philadelphia	R. Doubs	--	--	--	--	R. Walker	E. Jenkins	J. Myers	S. Rhyan	Z. Tom	--	--	--	L. Musgrave	T. Kraft	C. Watson	J. Love	J. Jacobs
9/15	Indianapolis	C. Watson	--	--	--	--	R. Walker	E. Jenkins	J. Myers	S. Rhyan	Z. Tom	--	--	--	L. Musgrave	T. Kraft	R. Doubs	M. Willis	J. Jacobs
9/22	at Tennessee	R. Doubs	--	--	--	--	R. Walker	E. Jenkins	J. Myers	S. Rhyan	Z. Tom	--	J. Reed	C. Watson	T. Kraft	--	--	M. Willis	J. Jacobs
9/29	Minnesota	C. Watson	R. Doubs	--	--	--	R. Walker	E. Jenkins	J. Myers	S. Rhyan	Z. Tom	--	--	--	T. Kraft	--	J. Reed	J. Love	J. Jacobs
10/6	at LA Rams	M. Heath	--	--	--	--	R. Walker	E. Jenkins	J. Myers	S. Rhyan	Z. Tom	T. Kraft	J. Reed	D. Wicks	--	--	--	J. Love	J. Jacobs
10/13	Arizona	C. Watson	--	--	T. Kraft	--	R. Walker	E. Jenkins	J. Myers	S. Rhyan	Z. Tom	B. Sims	J. Reed	--	--	--	--	J. Love	J. Jacobs
10/20	Houston	C. Watson	R. Doubs	--	--	--	R. Walker	E. Jenkins	J. Myers	S. Rhyan	Z. Tom	--	--	--	T. Kraft	B. Sims	--	J. Love	J. Jacobs
10/27	at Jacksonville	C. Watson	R. Doubs	--	--	--	R. Walker	E. Jenkins	J. Myers	S. Rhyan	Z. Tom	--	--	--	T. Kraft	B. Sims	--	J. Love	J. Jacobs
11/3	Detroit	C. Watson	--	--	--	--	R. Walker	<u>J. Morgan</u>	E. Jenkins	S. Rhyan	Z. Tom	--	--	--	T. Kraft	B. Sims	R. Doubs	J. Love	J. Jacobs
11/17	at Chicago	C. Watson	--	--	T. Kraft	--	R. Walker	E. Jenkins	J. Myers	S. Rhyan	Z. Tom	--	R. Doubs	J. Reed	--	--	--	J. Love	J. Jacobs
11/24	San Francisco	C. Watson	R. Doubs	--	--	--	R. Walker	E. Jenkins	J. Myers	S. Rhyan	Z. Tom	T. Kraft	J. Reed	--	--	--	--	J. Love	J. Jacobs
11/28	Miami	C. Watson	D. Wicks	--	--	--	R. Walker	E. Jenkins	J. Myers	S. Rhyan	Z. Tom	--	--	--	T. Kraft	B. Sims	--	J. Love	J. Jacobs
12/5	at Detroit	J. Reed	C. Watson	D. Wicks	--	--	R. Walker	E. Jenkins	J. Myers	S. Rhyan	Z. Tom	T. Kraft	--	--	--	--	--	J. Love	J. Jacobs
12/15	at Seattle	--	--	--	T. Kraft	C. Watson	R. Walker	E. Jenkins	J. Myers	S. Rhyan	Z. Tom	--	R. Doubs	J. Reed	--	--	--	J. Love	J. Jacobs
12/23		--	--	--	--	--	--	--	--	--	--	--	--	--	--	--	--	--	--
12/29		--	--	--	--	--	--	--	--	--	--	--	--	--	--	--	--	--	--
1/5		--	--	--	--	--	--	--	--	--	--	--	--	--	--	--	--	--	--

2024 REGULAR SEASON

DEFENSE

DATE	OPPONENT	DE	DT	DT	DE	LB	LB	LB	CB	CB	CB	S	S	S
9/6	at Philadelphia	P. Smith	T. Slaton	K. Clark	R. Gary	Q. Walker	E. Wilson	I. McDuffie	E. Stokes	J. Alexander	--	<u>J. Bullard</u>	X. McKinney	--
9/15	Indianapolis	P. Smith	K. Clark	T. Slaton	R. Gary	Q. Walker	I. McDuffie	--	J. Alexander	E. Stokes	K. Nixon	X. McKinney	<u>J. Bullard</u>	--
9/22	at Tennessee	P. Smith	K. Clark	T. Slaton	R. Gary	Q. Walker	E. Wilson	I. McDuffie	J. Alexander	E. Stokes	--	X. McKinney	<u>J. Bullard</u>	--
9/29	Minnesota	P. Smith	K. Clark	T. Slaton	R. Gary	I. McDuffie	Q. Walker	--	E. Stokes	K. Nixon	C. Ballentine	X. McKinney	<u>J. Bullard</u>	--
10/6	at LA Rams	P. Smith	K. Clark	T. Slaton	R. Gary	I. McDuffie	Q. Walker	--	E. Stokes	K. Nixon	--	<u>E. Williams</u>	X. McKinney	<u>J. Bullard</u>
10/13	Arizona	P. Smith	K. Clark	T. Slaton	R. Gary	I. McDuffie	Q. Walker	E. Wilson	J. Alexander	K. Nixon	--	X. McKinney	<u>J. Bullard</u>	--
10/20	Houston	P. Smith	K. Clark	T. Slaton	R. Gary	I. McDuffie	Q. Walker	E. Wilson	J. Alexander	K. Nixon	--	X. McKinney	<u>E. Williams</u>	--
10/27	at Jacksonville	P. Smith	K. Clark	T. Slaton	R. Gary	I. McDuffie	E. Wilson	<u>E. Cooper</u>	J. Alexander	K. Nixon	--	X. McKinney	<u>E. Williams</u>	--
11/3	Detroit	P. Smith	K. Clark	T. Slaton	R. Gary	I. McDuffie	Q. Walker	E. Wilson	K. Nixon	E. Stokes	--	X. McKinney	<u>J. Bullard</u>	--
11/17	at Chicago	K. Enagbare	K. Clark	T. Slaton	R. Gary	I. McDuffie	Q. Walker	--	K. Nixon	J. Alexander	--	X. McKinney	<u>J. Bullard</u>	<u>E. Williams</u>
11/24	San Francisco	C. Wooden	K. Clark	T. Slaton	R. Gary	I. McDuffie	Q. Walker	E. Wilson	K. Nixon	C. Valentine	--	X. McKinney	<u>J. Bullard</u>	--
11/28	Miami	K. Enagbare	K. Clark	T. Slaton	R. Gary	I. McDuffie	Q. Walker	E. Wilson	C. Valentine	K. Nixon	--	X. McKinney	<u>J. Bullard</u>	--
12/5	at Detroit	R. Gary	K. Clark	T. Slaton	K. Enagbare	I. McDuffie	Q. Walker	E. Wilson	C. Valentine	K. Nixon	--	X. McKinney	<u>E. Williams</u>	--
12/15	at Seattle	R. Gary	K. Clark	T. Slaton	K. Enagbare	I. McDuffie	Q. Walker	--	E. Stokes	C. Valentine	K. Nixon	X. McKinney	<u>E. Williams</u>	--
12/23		--	--	--	--	--	--	--	--	--	--	--	--	--
12/29		--	--	--	--	--	--	--	--	--	--	--	--	--
1/5		--	--	--	--	--	--	--	--	--	--	--	--	--

Rookies underlined.

WEEKLY INACTIVES

REGULAR SEASON

9/6/24	at	Philadelphia:	B. Cox Jr., T. Glover, M. Heath, M. Lloyd, A. Mosby, K. Telfort
9/14/24	vs.	Indianapolis:	B. Cox Jr., A. Dillard, T. Glover, J. Love, K. Oladapo, C. Wooden
9/22/24	at	Tennessee:	B. Cox Jr., T. Glover, J. Love, J. Morgan, K. Oladapo, C. Valentine, C. Wooden
9/29/24	vs.	Minnesota:	J. Alexander, B. Cox Jr., T. Glover, J. Morgan, K. Oladapo, C. Valentine, C. Wooden
10/6/24	at	L.A. Rams:	J. Alexander, B. Cox Jr., T. Glover, J. Morgan, C. Watson, D. Wyatt
10/13/24	vs.	Arizona:	B. Cox Jr., A. Dillard, J. FitzPatrick, T. Glover, K. Oladapo, D. Wyatt
10/20/24	vs.	Houston:	B. Cox Jr., J. FitzPatrick, T. Glover, J. Monk, K. Oladapo, D. Wyatt
10/27/24	at	Jacksonville:	C. Ballentine, B. Cox Jr., A. Dillard, T. Glover, K. Oladapo, Q. Walker
11/3/24	vs.	Detroit:	J. Alexander, B. Cox Jr., T. Glover, M. Heath, J. Myers, E. Williams
11/17/24	at	Chicago:	T. Glover, K. Oladapo, R. Rochell, C. Wooden
11/24/24	vs.	San Francisco:	J. Alexander, E. Cooper, J. Monk, K. Oladapo
11/28/24	vs.	Miami:	J. Alexander, E. Cooper, R. Doubs, J. Monk
12/5/24	at	Detroit:	J. Alexander, C. Ballentine, E. Cooper, R. Doubs, J. Monk
12/15/24	at	Seattle:	J. Alexander, J. Bullard, M. Heath, J. Monk

SEASON TOTALS: T. Glover (10), B. Cox Jr. (9), K. Oladapo (8), J. Alexander (7), J. Monk (5), C. Wooden (4), E. Cooper (3), A. Dillard (3), M. Heath (3), J. Morgan (3), D. Wyatt (3), C. Ballentine (2), R. Doubs (2), J. FitzPatrick (2), J. Love (2), C. Valentine (2), J. Bullard (1), M. Lloyd (1), A. Mosby (1), J. Myers (1), R. Rochell (1), K. Telfort (1), Q. Walker (1), C. Watson (1), E. Williams (1)



Supplemental Stats



DEFENSIVE STATS

2024 REGULAR SEASON GREEN BAY PACKERS DEFENSIVE STATS (THROUGH WEEK 15)

PLAYER	TKL.	AST.	COMB	TFL	SACKS/SK. YDS.	QBH	FR	FF	INT./YDS.	PD
Q. Walker	72	30	102	9	2.5/19.0	3	0	0	0/0	2
I. McDuffie	40	47	87	2	0.5/0.0	3	0	1	0/0	3
X. McKinney	48	24	72	2	1.0/8.0	1	1	0	7/111	9
K. Nixon	45	25	70	5	2.0/14.0	4	0	2	1/16	6
J. Bullard	46	23	69	1	0.0/0.0	0	0	0	0/0	1
E. Cooper	31	21	52	7	3.5/32.5	6	1	1	1/22	4
E. Williams	30	17	47	1	0.0/0.0	0	0	1	1/1	3
E. Wilson	23	18	41	7	2.0/17.0	4	0	1	1/0	2
R. Gary	21	18	39	6	6.5/35.0	14	0	1	0/0	1
E. Stokes	25	11	36	0	0.0/0.0	0	0	0	0/0	0
K. Enagbare	17	19	36	6	4.5/36.5	7	0	2	0/0	0
K. Clark	18	14	32	4	1.0/7.0	5	2	0	0/0	1
L. Van Ness	18	8	26	6	3.0/6.0	5	1	1	0/0	0
T. Slaton	11	14	25	1	1.0/1.0	3	0	0	0/0	0
C. Valentine	9	13	22	0	0.0/0.0	0	0	0	1/20	4
P. Smith	6	13	19	2	2.5/20.5	4	0	0	0/0	0
D. Wyatt	13	5	18	7	4.0/25.0	8	2	0	0/0	0
K. Brooks	9	8	17	2	2.5/17.5	5	2	1	0/0	1
J. Alexander	15	1	16	0	0.0/0.0	0	1	0	2/52	7
C. Wooden	7	7	14	2	0.0/0.0	2	0	0	0/0	1
B. Cox Jr.	6	4	10	4	3.0/22.0	4	0	1	0/0	0
A. Mosby	2	3	5	1	0.5/4.0	1	0	0	0/0	1
Z. Anderson	2	2	4	0	0.0/0.0	0	0	0	0/0	0
C. Ballentine	2	0	2	0	0.0/0.0	0	0	0	0/0	0
T. Hopper	1	0	1	0	0.0/0.0	0	0	0	0/0	0
TOTALS	517	345	862	75	40.0/265.0	79	10	12	14/222	46

DEFENSIVE SCORES

INT (1) (:58) (Shotgun) W.Lewis pass short right intended for D.Hopkins INTERCEPTED by J.Alexander at TEN 35. J.Alexander for 35 yards. @ **TEN (09/22/24)**

FR (0)

Safety (0)

SPECIAL TEAMS BIG PLAYS

FR (2) (13:40) D.Whelan punts 45 yards to MIA 13, Center-M.Orzech. M.Washington MUFFS catch, RECOVERED by GB-R.Rochell at MIA 9. vs. **MIA (11/28/24)**

(:50) D.Whelan punts 59 yards to MIN 18, Center-M.Orzech. J.Nailor MUFFS catch, RECOVERED by GB-B.Melton at MIN 3. vs. **MIN (09/29/24)**

BLK (2) (:03) C.Santos 46 yard field goal is BLOCKED (K.Brooks), Center-S.Daly, Holder-T.Taylor. @ **CHI (11/17/24)**
J.Karty extra point is Blocked (C.Wooden), Center-A.Ward, Holder-E.Evans. @ **LAR (10/06/24)**

REGULAR SEASON DEFENSIVE AND SPECIAL TEAMS STATISTICS ARE BASED ON PRESS BOX STATISTICS.

SPECIAL TEAMS STATS

2024 REGULAR SEASON SPECIAL TEAMS STATS								
PLAYER	TACKLES	SOLO	ASSISTS	FOR FUMBLES	FUMBLE REC	BLKD FG	BLKD PAT	BLKD PUNT
Zayne Anderson	8	8	0	0	0	0	0	0
Edgerrin Cooper	7	6	1	0	0	0	0	0
Eric Wilson	6	5	1	0	0	0	0	0
Ty'Ron Hopper	6	4	2	0	0	0	0	0
Javon Bullard	5	4	1	0	0	0	0	0
Corey Ballentine	4	4	0	1	0	0	0	0
Isaiah McDuffie	3	3	0	0	0	0	0	0
Aaron Mosby	3	3	0	0	0	0	0	0
Xavier McKinney	3	2	1	0	0	0	0	0
Lukas Van Ness	3	2	1	0	0	0	0	0
Robert Rochell	2	2	0	0	1	0	0	0
Bo Melton	2	1	1	0	1	0	0	0
Evan Williams	2	1	1	0	0	0	0	0
Malik Heath	1	1	0	0	0	0	0	0
Brandon McManus	1	1	0	0	0	0	0	0
Matt Orzech	1	1	0	0	0	0	0	0
Carrington Valentine	1	1	0	0	0	0	0	0
Chris Brooks	1	0	1	0	0	0	0	0
Tucker Kraft	1	0	1	0	0	0	0	0
Kitan Oladapo	1	0	1	0	0	0	0	0
Karl Brooks	0	0	0	0	0	1	0	0
Jayden Reed	0	0	0	0	1	0	0	0
Colby Wooden	0	0	0	0	0	0	1	0
2024 TOTALS	61	49	12	1	3	1	1	0
OPPONENTS	41	26	15	0	2	0	0	0

WEEK-BY-WEEK NFL RANKINGS

2024 REGULAR SEASON									
OFFENSE					DEFENSE				
DATE	OPPONENT	TOTAL	RUSH	PASS	*POINTS SCORED	TOTAL	RUSH	PASS	*POINTS SCORED
09/06	at Philadelphia	3	T-7	7	T-7	29	23	27	T-29
09/15	Indianapolis	T-4	1	18	13	27	T-21	26	T-17
09/22	at Tennessee	5	1	22	T-7	20	10	22	12
09/29	Minnesota	3	2	7	T-6	20	11	24	20
10/06	at L.A. Rams	4	3	10	8	21	11	23	14
10/13	Arizona	4	2	10	T-8	18	8	25	T-9
10/20	Houston	6	5	9	7	15	13	15	10
10/27	at Jacksonville	5	5	9	6	15	10	19	T-11
11/03	Detroit	4	5	8	9	11	10	13	13
11/17	at Chicago	4	4	9	T-8	12	14	13	10
11/24	San Francisco	5	3	11	8	11	12	11	10
11/28	Miami	3	5	8	8	12	8	17	T-9
12/05	at Detroit	6	5	10	7	13	9	21	9
12/15	at Seattle	4	T-4	11	7	10	9	15	8

*Points per game

PACKERS IN TEAM RANKINGS - BY SEASON

Year	NFL Offense				NFL Defense			
	Total	Rush	Pass	Points	Total	Rush	Pass	Points
GB in 2023	11	15	12	12	17	28	9	10
GB in 2022	17	15	17	14	17	26	6	17t
GB in 2021	10	18	8	9t	9	11	10	13t
GB in 2020	5	8	9	1	9	13t	7	13t
GB in 2019	18	15	17	15	18	23	14	9
GB in 2018	12	22	9	14t	18	22	12	22
GB in 2017	26	17	25	21	22	17	23	26
GB in 2016	8	20	7	4	22	8	31	21
GB in 2015	23	12	25t	15	15	21	6	12
GB in 2014	6	11	8	1	15	23	10	13t
GB in 2013	3	7	6	8t	25	25	24	21t
GB in 2012	13	20	9	5	11	17	11	11
GB in 2011	3	27	3	1	32	14	32	19
GB in 2010	9	24	5	10	5	18	5	2
GB in 2009	6	14	7	3	2	1	5	7
GB in 2008	8	17	8	5	20	26	12	22t
GB in 2007	2	21	2	4	11	14	12	6t
GB in 2006	9	23	8	22t	12	13	17	25t
GB in 2005	18	30	7	22	7	23	1	19t
GB in 2004	3	10	3	5	25	14	25	23
GB in 2003	4	3	16	4	17	10	23	11
GB in 2002	12	12	10	6	12	21	3	12
GB in 2001	6	21	3	5	12	16	15	4t
GB in 2000	15	23	8	10t	15	8	19	14
GB in 1999	9	21	7	10	19	22	18	20t
GB in 1998	5	25	3	6	4	4	10	12
GB in 1997	4	12	3	2	7	20	8	5
GB in 1996	5	11	5	1	1	4	1	1
GB in 1995	7	26	3	6	14	7	21	5
GB in 1994	9	19	9	4	6	3	15	5t
GB in 1993	19	22	18	6	2	8	7	8t
GB in 1992	15	21	9	17	23	16	23	15

OPPONENT STATS

NEW ORLEANS SAINTS / REGULAR SEASON WEEK 15 / THROUGH SUNDAY, DECEMBER 15, 2024

WON 5, LOST 9				RUSHING					
				NO.	YDS	AVG	LONG	TD	
09/08	W	47-10	Carolina	70,007	A. Kamara	228	960	4.2	24
09/15	W	44-19	at Dallas	93,691	T. Hill	39	278	7.1	75t
09/22	L	12-15	Philadelphia	70,006	K. Miller	28	130	4.6	17
09/29	L	24-26	at Atlanta	72,204	J. Williams	35	129	3.7	14t
10/07	L	13-26	at Kansas City	73,592	D. Carr	17	71	4.2	13
10/13	L	27-51	Tampa Bay	70,041	S. Rattler	9	61	6.8	28
10/17	L	10-33	Denver	70,008	J. Mims	14	42	3.0	9
10/27	L	8-26	at L.A. Chargers	70,240	R. Shaheed	6	29	4.8	13
11/03	L	22-23	at Carolina	70,292	J. Haener	11	22	2.0	9
11/10	W	20-17	Atlanta	70,005	M. Hayball	1	11	11.0	11
11/17	W	35-14	Cleveland	70,006	K. Austin Jr.	1	9	9.0	9
12/01	L	14-21	L.A. Rams	70,006	C. Olave	1	7	7.0	7
12/08	W	14-11	at N.Y. Giants	76,143	M. Valdes-Scantling	1	4	4.0	4
12/15	L	19-20	Washington	70,003	J. Jackson	1	-1	-1.0	-1
TEAM				392	1,742	4.4	75t	15	

2024 TEAM STATISTICS				OPPONENTS						
	NO	OPP.								
FIRST DOWNS	256	288		RECEIVING	TAR	NO.	YDS	AVG	LONG	TD
Rushing	100	106		A. Kamara	89	68	543	8.0	57t	2
Passing	136	159		J. Johnson	47	36	375	10.4	30	3
Penalty	22	23		C. Olave	44	32	400	12.5	39	1
Third Down-Made/Att	68/182	66/177		R. Shaheed	41	20	349	17.5	70t	3
Third Down Efficiency	37.4%	37.3%		F. Moreau	31	23	302	13.1	41	4
Fourth Down-Made/Att	12/21	10/23		T. Hill	31	23	187	8.1	34	0
Fourth Down Efficiency	57.1%	43.5%		M. Valdes-Scantling	25	14	352	25.1	71t	4
TOTAL NET YARDS	4,685	5,272		M. Tipton	25	14	99	7.1	15	0
Avg. Per Game	334.6	376.6		C. Wilson Jr.	17	13	159	12.2	25	1
Total Plays	863	912		B. Means	15	9	118	13.1	36	1
Avg. Per Play	5.4	5.8		K. Austin Jr.	15	8	98	12.3	22	0
NET YARDS RUSHING	1,742	1,881		D. Pettis	11	5	46	9.2	12	0
Avg. Per Game	124.4	134.4		J. Williams	9	7	38	5.4	13	0
Total Rushes	392	381		J. Mims	7	4	42	10.5	25	0
Avg. Per Rush	4.4	4.9		K. Miller	5	2	1	0.5	6	0
NET YARDS PASSING	2,943	3,391		A. Prentice	3	0	0	0.0	0	0
Avg. Per Game	210.2	242.2		D. Holker	1	1	10	10.0	10	0
Sacked/Yards Lost	28/176	37/225		TEAM	416	279	3,119	11.2	71t	19
Gross Yards	3,119	3,616		OPPONENTS	471	308	3,616	11.7	89t	14
Attempts/Completions	443/279	494/308		INTERCEPTIONS	NO.	YDS	AVG	LONG	TD	
Pct. of Completion	63.0%	62.3%		P. Adebo	3	68	22.7	47	0	
Had Intercepted	9	13		T. Mathieu	3	29	9.7	23	0	
PUNTS/AVERAGE	61/44.0	50/44.4		K. Saunders	1	37	37.0	37	0	
Net Punting Average	40.0	38.2		J. Abram	1	30	30.0	30	0	
PUNT RETURN/AVG.	22/12.3	24/7.5		W. Harris	1	7	7.0	7	0	
KICKOFF RETURN/AVG.	31/26.8	51/25.6		D. Davis	1	0	0.0	0	0	
INTERCEPTION RETURN/AVG.	13/12.8	9/5.2		S. Jean-Charles	1	0	0.0	0	0	
PENALTIES/YARDS	85/801	94/789		C. Jordan	1	0	0.0	0	0	
FUMBLES/BALL LOST	12/6	13/3		J. Howden	1	-5	-5.0	-5	0	
TOUCHDOWNS	35	34		TEAM	13	166	12.8	47	0	
Rushing	15	16		OPPONENTS	9	47	5.2	47t	1	
Passing	19	14		FUMBLES	FUM	LST	FF	REC	TD	
Returns	1	4		S. Rattler	3	2	0	1	0	
EXTRA POINTS/ATTEMPTS	29/31	27/28		T. Hill	1	1	1	0	0	
TWO POINT CONVERSION/ATT.	1/4	3/6		C. Olave	1	1	0	0	0	
FIELD GOALS/ATTEMPTS	22/26	25/34		R. Shaheed	1	1	0	0	0	
AVG. TIME OF POSSESSION	28:59	31:01		C. Wilson Jr.	1	1	0	0	0	

SCORE BY PERIODS										
	Q1	Q2	Q3	Q4	OT	PTS				
TEAM	66	115	39	89	0	309				
OPPONENTS	50	91	72	99	0	312				
SCORING										
	TD	RU	PA	RT	K-PAT	FG	2PT	S	PTS	
B. Grupe	0	0	0	0	29/31	22/26	0	0	95	
A. Kamara	8	6	2	0	0/0	0/0	0	0	48	
T. Hill	6	6	0	0	0/0	0/0	0	0	36	
F. Moreau	4	4	0	0	0/0	0/0	0	0	24	
R. Shaheed	4	0	3	1	0/0	0/0	0	0	24	
M. Valdes-Scantling	4	0	4	0	0/0	0/0	0	0	24	
J. Johnson	3	0	3	0	0/0	0/0	0	0	18	
D. Carr	1	1	0	0	0/0	0/0	0	0	6	
B. Means	1	0	1	0	0/0	0/0	0	0	6	
K. Miller	1	1	0	0	0/0	0/0	0	0	6	
C. Olave	1	0	1	0	0/0	0/0	0	0	6	
J. Williams	1	1	0	0	0/0	0/0	0	0	6	
C. Wilson Jr.	1	0	1	0	0/0	0/0	0	0	6	
D. Pettis	0	0	0	0	0/0	1	0	2	0	
TEAM	35	15	19	1	29/31	22/26	1	0	309	
OPPONENTS	34	16	14	4	27/28	25/34	3	0	312	

2-PT Conv: D. Pettis 1, TM 1-4, OPP 3-6

SACKS: B. Breesee 7.5, C. Granderson 5.5, C. Young 5.5, A. Taylor 4.0, C. Jordan 3.0, W. Gay Jr. 2.0, P. Turner 2.0, K. Saunders 2.0, D. Davis 2.0, U. Amadi 2.0, N. Shepherd 1.5, TM 37.0, OPP 28.0 **FUM/LST:** S. Rattler 3/2, D. Carr 3/0, C. Wilson Jr. 1/1, C. Olave 1/1, R. Shaheed 1/1, T. Hill 1/1, A. Kamara 1/0, J. Johnson 1/0, TM 12/6, OPP 13/3

KICKOFF RETURNS										
	NO.	YDS	AVG	LONG	TD					
J. Williams	8	210	26.3	32	0					
J. Jackson	8	187	23.4	32	0					
R. Shaheed	6	171	28.5	38	0					
K. Miller	5	155	31.0	41	0					
T. Hill	1	42	42.0	42	0					
D. Pettis	1	26	26.0	26	0					
M. Tipton	1	21	21.0	21	0					
J. Mims	1	19	19.0	19	0					
TEAM	31	831	26.8	42	0					
OPPONENTS	51	1,305	25.6	43	0					

FIELD GOALS										
	1-19	20-29	30-39	40-49	50+					
B. Grupe	0/0	4/4	6/7	6/7	6/8					
TEAM	0/0	4/4	6/7	6/7	6/8					
OPPONENTS	0/0	6/7	5/7	10/11	4/9					

B. Grupe: (57G, 44G, 52G, 39G) (26G) (34G, 38G) (43G) (-) (42G, 29G) (35G) (40G, 43G, 44WR) (29G, 33G, 51G) (38G, 26G) (-) (54G, 36WL, 54G) (53WL, 60B) (41G, 51G)

OPP: (43G) (52G, 38G, 48G, 40G) (60WR) (53G, 44G, 42G, 58G) (26G, 34G, 28G, 51RU, 38G) (26G) (46G, 32G, 52G, 38G) (46G, 29G) (48G) (53WL, 35B, 27G, 68RU) (51WL, 27WL) (43G, 35B) (23G, 41G, 54WR)

OPPONENT STATS

J. Haener	39	18	226	46.2	5.8	1	2.6	1	2.6	36	6	55	62.6
T. Hill	4	2	21	50.0	5.3	0	0.0	1	25.0	18	0	0	26.0
C. Wilson Jr.	1	1	21	100.0	21.0	1	100.0	0	0.0	21t	0	0	158.3
TEAM	443	279	3,119	63.0	7.0	19	4.3	9	2.0	71t	28	176	89.7
OPPONENTS	494	308	3,616	62.3	7.3	14	2.8	13	2.6	89t	37	225	83.0

STATS MATCH-UP: PLAYERS

GREEN BAY			NEW ORLEANS		
	PLAYER	STAT		PLAYER	STAT
OFFENSIVE			OFFENSIVE		
Passing Yards	Jordan Love	2,953	Passing Yards	Derek Carr	2,145
Passing Attempts	Jordan Love	355	Passing Attempts	Derek Carr	279
Passing Completions	Jordan Love	226	Passing Completions	Derek Carr	189
Completion Pct.	Malik Willis	74.4%	Completion Pct.	Derek Carr	67.7%
Passing TDs	Jordan Love	23	Passing TDs	Derek Carr	15
Rushing Yards	Josh Jacobs	1,147	Rushing Yards	Alvin Kamara	950
Rushing Avg.	Emanuel Wilson	12	Rushing Avg.	Taysom Hill	7
				Spencer Rattler	
				Derek Carr	
Rushing TDs	Josh Jacobs	12	Rushing TDs	Alvin Kamara	6
				Taysom Hill	
Receptions	Jayden Reed	49	Receptions	Alvin Kamara	68
Receiving Yards	Jayden Reed	727	Receiving Yards	Alvin Kamara	543
Avg. Yards-Per-Rec	Christian Watson	21.4	Avg. Yards-Per-Rec	Marquez Valdes-Scantling	25.1
				Marquez Valdes-Scantling	
Receiving TDs	Tucker Kraft	7	Receiving TDs	Marquez Valdes-Scantling	4
				Foster Moreau	
Points	Josh Jacobs	78	Points	Blake Grupe	95
DEFENSIVE			DEFENSIVE		
Sacks/Yards	Rashan Gary	6.5/35.0	Sacks/Yards	Bryan Bresee	7.5/41.0
Int/Yards/Longest	Xavier McKinney	7/111/111	Int/Yards/Longest	Khalen Saunders	1/37/37
				Shemar Jean-Charles	
				Jordan Howden	
Solo/Assists/Tackles	Quay Walker	72/30/102	Solo/Assists/Tackles	Demario Davis	51/53/104
FF/FR	Karl Brooks	2/1	FF/FR	Willie Gay Jr.	2/1
	Kenny Clark				
	Devonte Wyatt				
Quarterback Hits	Rashan Gary	14	Quarterback Hits	Chase Young	21
Passes Defensed	Xavier McKinney	9	Passes Defensed	Alontae Taylor	13
Tackles for Loss	Quay Walker	9	Tackles for Loss	Carl Granderson	8
				Chase Young	
SPECIAL TEAMS			SPECIAL TEAMS		
ST Tackles	Zayne Anderson	8	ST Tackles	J.T. Gray	10
KO Returns	Keisean Nixon	14	KO Returns	Jamaal Williams	8
				Jermaine Jackson	
KO Returns Yards (avg)	Keisean Nixon	417 (29.8)	KO Returns Yards (avg)	Jamaal Williams	210 (26.3)
Punt Returns	Jayden Reed	13	Punt Returns	Rashid Shaheed	9
Punt Returns Yards (avg)	Jayden Reed	94 (7.2)	Punt Returns Yards (avg)	Rashid Shaheed	143 (15.9)
Field Goals Made/Att	Brandon McManus	14/15 (93.3%)	Field Goals Made/Att	Blake Grupe	22/26 (84.6%)
Punts	Daniel Whelan	47	Punts	Matthew Hayball	61
Punt Yards (Avg/Net Avg)	Daniel Whelan	2,187 (46.5/42.4)	Punt Yards (Avg/Net Avg)	Matthew Hayball	2,683 (44.0/40.0)

OFFENSE - TEAM STATS - GAME-BY-GAME

2024 REGULAR SEASON PACKERS GAME-BY-GAME OFFENSE

	09/06 @ PHI	09/15 IND	09/22 @ TEN	09/29 MIN	10/06 @ LAR	10/13 ARI	10/20 HOU	10/27 @ JAX	11/03 DET	11/17 @ CHI	11/24 SF	11/28 MIA	12/05 @ DET	12/15 @ SEA	12/23 NO	12/29 @ MIN	01/05 CHI	Totals
FIRST DOWNS																		
Total	19	19	16	24	19	27	18	22	20	19	22	19	17	21				282
Rushing	7	13	9	3	9	9	4	8	7	8	12	7	7	8				111
Passing	9	6	6	19	8	15	12	11	10	10	9	11	7	10				143
Penalty	3	0	1	2	2	3	2	3	3	1	1	1	3	3				28
THIRD DOWNS																		
Attempts	11	17	14	12	8	12	10	11	12	5	13	11	5	12				153
Converted	3	10	5	4	1	7	4	3	3	1	6	5	1	5				58
Percentage	27.3%	58.8%	35.7%	33.3%	12.5%	58.3%	40.0%	27.3%	25.0%	20.0%	46.2%	45.5%	20.0%	41.7%				37.9%
FOURTH DOWNS																		
Attempts	1	0	0	2	0	1	0	0	3	1	2	0	0	1				11
Converted	1	0	0	0	0	1	0	0	2	0	1	0	0	0				5
Percentage	100.0%	0	0	0.0%	0	100.0%	0	0	66.7%	0.0%	50.0%	0	0	0.0%				45.5%
TOT. OFFENSE																		
Net Yards	414	383	378	465	328	437	277	422	411	366	325	388	298	369				5,261
Plays	58	67	59	74	58	70	56	67	62	43	67	53	45	61				840
Avg./Play	7.1	5.7	6.4	6.3	5.7	6.2	4.9	6.3	6.6	8.5	4.9	7.3	6.6	6.0				6.3
RUSHING																		
Net Yards	163	261	188	86	126	179	82	170	138	106	169	114	99	140				2,021
Rush. Att.	21	53	37	19	30	38	20	39	23	25	42	25	24	34				430
Avg./Att.	7.8	4.9	5.1	4.5	4.2	4.7	4.1	4.4	6.0	4.2	4.0	4.6	4.1	4.1				4.7
PASSING																		
Net Yards	251	122	190	379	202	258	195	252	273	260	156	274	199	229				3,240
Attempts	35	14	19	54	26	32	33	27	39	17	23	28	20	27				394
Completions	17	12	13	32	15	22	24	18	23	13	13	21	12	20				255
Intercepted	1	0	0	3	1	1	2	1	1	1	0	0	0	0				11
Gross Yards	260	122	202	389	224	258	220	252	273	261	163	274	206	229				3,333
Sacked	2.0	0.0	3.0	1.0	2.0	0.0	3.0	1.0	0.0	1.0	2.0	0.0	1.0	0.0				16.0
Yards Lost	9	0	12	10	22	0	25	0	0	0	7	0	7	0				93
ADVANCES																		
Rushes	21	53	37	19	30	38	20	39	23	25	42	25	24	34				430
Completions	17	12	13	32	15	22	24	18	23	13	13	21	12	20				255
Totals	38	65	50	51	45	60	44	57	46	38	55	46	36	54				685
Total Drives	11	10	10	15	11	11	11	13	9	7	11	10	10	12				151
PENALTIES																		
Number	10	6	10	8	7	5	8	3	10	3	5	7	7	5				94
Yards	71	50	75	68	39	40	55	20	67	25	40	44	59	27				680
FUMBLES																		
Number	1	2	0	1	1	0	1	0	3	0	0	0	1	2				12
Lost	0	1	0	1	0	0	1	0	0	0	0	0	1	1				5
PUNTING																		
Yards	74	139	244	180	186	46	284	241	84	47	195	172	125	170				2,187
Punts	2	3	5	3	5	1	5	5	2	1	4	4	3	4				47
Net Avg.	37.0	46.3	36.0	56.7	37.2	46.0	51.6	44.8	42.0	47.0	38.5	36.8	41.7	39.5				42.4
Gross Avg.	37.0	46.3	48.8	60.0	37.2	46.0	56.8	48.2	42.0	47.0	48.8	43.0	41.7	42.5				46.5
SCORING																		
Points	29	16	30	29	24	34	24	30	14	20	38	30	31	30				379
Q1	6	10	17	0	7	7	0	0	3	7	10	14	0	14				95
Q2	13	0	3	7	3	17	14	13	0	0	7	10	7	6				100
Q3	7	3	7	0	14	7	7	7	3	7	7	3	14	3				89
Q4	3	3	3	22	0	3	3	10	8	6	14	3	10	7				95
OT	0	0	0	0	0	0	0	0	0	0	0	0	0	0				0
TD Rushing	1	0	1	0	1	0	0	2	1	2	3	1	3	1				16
TD Passing	2	1	1	4	2	4	3	1	0	1	2	2	1	2				26
TD KO Returns	0	0	0	0	0	0	0	0	0	0	0	0	0	0				0
TD Punt Returns	0	0	0	0	0	0	0	0	0	0	0	0	0	0				0
TD Sp. Teams	0	0	0	0	0	0	0	0	0	0	0	0	0	0				0
TD Def. Returns	0	0	1	0	0	0	0	0	0	0	0	0	0	0				1
FG Attempts	4	4	3	2	1	3	1	3	3	0	1	3	1	3				32
FG Made	3	3	3	0	1	2	1	3	2	0	1	3	1	3				26
Safety	0	0	0	0	0	0	0	0	0	0	0	0	0	0				0
2-Pt Attempts	1	0	0	1	0	0	0	0	1	1	0	0	0	0				4
2-Pt Made	0	0	0	1	0	0	0	0	1	0	0	0	0	0				2
TOP	27:13	40:11	32:28	27:45	27:19	36:35	28:43	34:09	28:49	23:39	36:43	26:56	23:54	32:58				30:31

DEFENSE - TEAM STATS - GAME-BY-GAME

2024 REGULAR SEASON PACKERS GAME-BY-GAME DEFENSE

	09/06 @ PHI	09/15 IND	09/22 @ TEN	09/29 MIN	10/06 @ LAR	10/13 ARI	10/20 HOU	10/27 @ JAX	11/03 DET	11/17 @ CHI	11/24 SF	11/28 MIA	12/05 @ DET	12/15 @ SEA	12/23 NO	12/29 @ MIN	01/05 CHI	01/10 SEA	Totals	
FIRST DOWNS																				
Total	25	19	18	22	24	16	15	19	17	23	11	21	27	14						271
Rushing	8	8	3	8	12	5	9	5	8	10	3	1	7	5						92
Passing	14	10	14	11	11	8	6	14	8	12	8	20	18	7						161
Penalty	3	1	1	3	1	3	0	0	1	1	0	0	2	2						18
THIRD DOWNS																				
Attempts	14	9	9	11	16	10	13	9	12	16	10	14	15	13						171
Converted	4	2	3	4	8	4	4	1	4	9	3	4	7	4						61
Percentage	28.6%	22.2%	33.3%	36.4%	50.0%	40.0%	30.8%	11.1%	33.3%	56.3%	30.0%	28.6%	46.7%	30.8%						35.7%
FOURTH DOWNS																				
Attempts	1	2	1	1	4	0	0	1	2	3	2	5	5	0						27
Converted	1	1	0	0	2	0	0	1	2	3	0	3	4	0						17
Percentage	100.0%	50.0%	0.0%	0.0%	50.0%	0	0	100.0%	100.0%	100.0%	0.0%	60.0%	80.0%	0						63.0%
TOT. OFFENSE																				
Net Yards	410	338	237	374	370	303	197	390	261	391	241	375	391	208						4,486
Plays	74	53	53	64	76	55	58	56	55	68	47	65	76	56						856
Avg./Play	5.5	6.4	4.5	5.8	4.9	5.5	3.4	7.0	4.7	5.8	5.1	5.8	5.1	3.7						5.2
RUSHING																				
Net Yards	144	140	33	120	134	89	142	91	124	179	44	39	111	80						1,470
Rush. Att.	38	18	11	34	28	23	33	23	32	34	16	14	34	16						354
Avg./Att.	3.8	7.8	3.0	3.5	4.8	3.9	4.3	4.0	3.9	5.3	2.8	2.8	3.3	5.0						4.2
PASSING																				
Net Yards	266	198	204	254	236	214	55	299	137	212	197	336	280	128						3,016
Attempts	34	34	34	28	45	32	21	32	22	31	29	46	41	33						462
Completions	20	17	26	20	29	22	10	21	18	23	17	37	32	20						312
Intercepted	2	3	2	1	1	0	0	1	0	0	1	0	1	2						14
Gross Yards	278	204	260	275	260	214	86	308	145	231	199	365	283	173						3,281
Sacked	2.0	1.0	8.0	2.0	3.0	0.0	4.0	1.0	1.0	3.0	2.0	5.0	1.0	7.0						40.0
Yards Lost	12	6	56	21	24	0	31	9	8	19	2	29	3	45						265
ADVANCES																				
Rushes	38	18	11	34	28	23	33	23	32	34	16	14	34	16						354
Completions	20	17	26	20	29	22	10	21	18	23	17	37	32	20						312
Totals	58	35	37	54	57	45	43	44	50	57	33	51	66	36						666
Total Drives	11	10	11	15	9	10	12	8	7	12	9	10	12							148
PENALTIES																				
Number	7	3	2	7	5	13	5	8	5	7	9	10	7	5						93
Yards	57	20	15	55	30	100	55	59	51	50	77	75	56	108						808
FUMBLES																				
Number	2	3	1	2	1	3	0	2	0	0	5	2	0	0						21
Lost	1	0	1	2	1	3	0	1	0	0	2	1	0	0						12
PUNTING																				
Yards	101	161	187	225	129	211	307	298	199	83	147	146	92	279						2,565
Punts	2	3	4	5	3	4	6	5	4	2	3	3	2	6						52
Net Avg.	50.5	47.0	43.0	40.8	43.0	36.0	45.7	49.0	48.0	33.5	42.3	48.7	46.0	44.8						44.3
Gross Avg.	50.5	53.7	46.8	45.0	43.0	52.8	51.2	59.6	49.8	41.5	49.0	48.7	46.0	46.5						49.3
SCORING																				
Points	34	10	14	31	19	13	22	27	24	19	10	17	34	13						287
Q1	0	0	7	14	0	0	3	0	0	3	0	0	7	0						34
Q2	17	0	0	14	13	10	16	10	17	7	7	3	10	3						127
Q3	14	3	7	0	0	3	0	7	7	9	3	8	7	3						71
Q4	3	7	0	3	6	0	3	10	0	0	0	6	10	7						55
OT	0	0	0	0	0	0	0	0	0	0	0	0	0	0						0
TD Rushing	2	0	0	1	1	0	2	1	1	2	0	0	1	1						12
TD Passing	2	1	2	3	1	1	0	2	1	0	1	2	3	0						19
TD KO Returns	0	0	0	0	0	0	0	0	0	0	0	0	0	0						0
TD Punt Returns	0	0	0	0	0	0	0	0	0	0	0	0	0	0						0
TD Sp. Teams	0	0	0	0	0	0	0	0	0	0	0	0	0	0						0
TD Def. Returns	0	0	0	0	1	0	0	0	1	0	0	0	0	0						2
FG Attempts	2	2	0	1	0	2	3	2	1	3	1	1	2	2						22
FG Made	2	1	0	1	0	2	3	2	1	2	1	1	2	2						20
Safety	0	0	0	0	0	0	0	0	0	0	0	0	0	0						0
2-Pt Attempts	0	0	0	0	1	0	1	0	0	1	0	2	0	0						5
2-Pt Made	0	0	0	0	0	0	0	0	0	0	0	1	0	0						1
TOP	32:47	19:49	27:32	32:15	32:41	23:25	31:17	25:51	31:11	36:21	23:17	33:04	36:06	27:02						29:28

SACKS / QB HITS / PASSES DEFENSED

2024 REGULAR SEASON

QUARTERBACK SACKS				
DATE	OPPONENT	SACKS	YARDS	PLAYERS
09/06	at Philadelphia	2.0	12	Rashan Gary 1.0-6.0, Keisean Nixon 1.0-6.0
09/15	Indianapolis	1.0	6	Devonte Wyatt 1.0-6.0
09/22	at Tennessee	8.0	56	Preston Smith 2.0-17.0, Devonte Wyatt 2.0-10.0, Kingsley Enagbare 1.5-19.5, Lukas Van Ness 1.0-4.0, Edgerrin Cooper 0.5-5.5, Isaiah McDuffie 0.5-0.0, Quay Walker 0.5-0.0
09/29	Minnesota	2.0	21	Keisean Nixon 1.0-8.0, Quay Walker 1.0-13.0
10/06	at L.A. Rams	3.0	24	Karl Brooks 1.5-11.5, Edgerrin Cooper 1.0-9.0, Preston Smith 0.5-3.5
10/13	Arizona	0.0	0	--
10/20	Houston	4.0	31	Eric Wilson 2.0-17.0, Rashan Gary 1.0-6.0, Xavier McKinney 1.0-8.0
10/27	at Jacksonville	1.0	9	Edgerrin Cooper 1.0-9.0
11/03	Detroit	1.0	8	Rashan Gary 0.5-4.0, Arron Mosby 0.5-4.0
11/17	at Chicago	3.0	19	Brenton Cox Jr. 1.0-10.0, Rashan Gary 1.0-8.0, T.J. Slaton 1.0-1.0
11/24	San Francisco	2.0	2	Rashan Gary 1.0-2.0, Lukas Van Ness 1.0-0.0
11/28	Miami	5.0	29	Kenny Clark 1.0-7.0, Brenton Cox Jr. 1.0-5.0, Kingsley Enagbare 1.0-9.0, Lukas Van Ness 1.0-2.0, Quay Walker 1.0-6.0
12/05	at Detroit	1.0	3	Rashan Gary 1.0-3.0
12/15	at Seattle	7.0	45	Kingsley Enagbare 2.0-8.0, Karl Brooks 1.0-6.0, Edgerrin Cooper 1.0-9.0, Brenton Cox Jr. 1.0-7.0, Rashan Gary 1.0-6.0, Devonte Wyatt 1.0-9.0
12/23	New Orleans	--	--	--
12/29	at Minnesota	--	--	--
01/05	Chicago	--	--	--
TOTALS		40.0	265	RASHAN GARY 6.5-35.0, KINGSLEY ENAGBARE 4.5-36.5, DEVONTE WYATT 4.0-25.0, EDGERRIN COOPER 3.5-32.5, BRENTON COX JR. 3.0-22.0, LUKAS VAN NESS 3.0-6.0, KARL BROOKS 2.5-17.5, PRESTON SMITH 2.5-20.5, QUAY WALKER 2.5-19.0, KEISEAN NIXON 2.0-14.0, ERIC WILSON 2.0-17.0, KENNY CLARK 1.0-7.0, XAVIER MCKINNEY 1.0-8.0, T.J. SLATON 1.0-1.0, ISAIAH MCDUFFIE 0.5-0.0, ARRON MOSBY 0.5-4.0

QUARTERBACK HITS				
DATE	OPPONENT	QBH	PLAYERS	
09/06	at Philadelphia	5	Rashan Gary 2, Keisean Nixon 2, Isaiah McDuffie 1	
09/15	Indianapolis	3	Devonte Wyatt 2, Isaiah McDuffie 1	
09/22	at Tennessee	12	Devonte Wyatt 3, Kingsley Enagbare 2, Preston Smith 2, Karl Brooks 1, Edgerrin Cooper 1, Isaiah McDuffie 1, Lukas Van Ness 1, Quay Walker 1	
09/29	Minnesota	3	Keisean Nixon 1, T.J. Slaton 1, Quay Walker 1	
10/06	at L.A. Rams	10	Karl Brooks 3, Kenny Clark 2, Edgerrin Cooper 2, Kingsley Enagbare 1, T.J. Slaton 1, Preston Smith 1	
10/13	Arizona	1	Rashan Gary 1	
10/20	Houston	7	Rashan Gary 3, Eric Wilson 2, Xavier McKinney 1, Colby Wooden 1	
10/27	at Jacksonville	4	Edgerrin Cooper 1, Rashan Gary 1, Preston Smith 1, Lukas Van Ness 1	
11/03	Detroit	4	Rashan Gary 1, Arron Mosby 1, Keisean Nixon 1, Colby Wooden 1	
11/17	at Chicago	6	Brenton Cox Jr. 2, Rashan Gary 2, Kingsley Enagbare 1, T.J. Slaton 1	
11/24	San Francisco	3	Kenny Clark 1, Lukas Van Ness 1, Devonte Wyatt 1	
11/28	Miami	6	Kenny Clark 1, Brenton Cox Jr. 1, Kingsley Enagbare 1, Rashan Gary 1, Lukas Van Ness 1, Quay Walker 1	
12/05	at Detroit	3	Rashan Gary 2, Devonte Wyatt 1	
12/15	at Seattle	12	Edgerrin Cooper 2, Kingsley Enagbare 2, Eric Wilson 2, Karl Brooks 1, Kenny Clark 1, Brenton Cox Jr. 1, Rashan Gary 1, Lukas Van Ness 1, Devonte Wyatt 1	
12/23	New Orleans	--	--	
12/29	at Minnesota	--	--	
01/05	Chicago	--	--	
TOTALS		79	RASHAN GARY 14, DEVONTE WYATT 8, KINGSLEY ENAGBARE 7, EDGERRIN COOPER 6, KARL BROOKS 5, KENNY CLARK 5, LUKAS VAN NESS 5, BRENTON COX JR. 4, KEISEAN NIXON 4, PRESTON SMITH 4, ERIC WILSON 4, ISAIAH MCDUFFIE 3, T.J. SLATON 3, QUAY WALKER 3, COLBY WOODEN 2, XAVIER MCKINNEY 1, ARRON MOSBY 1	

PASSES DEFENSED				
DATE	OPPONENT	PD	PLAYERS	
09/06	at Philadelphia	6	Jaire Alexander 2, Edgerrin Cooper 1, Rashan Gary 1, Xavier McKinney 1, Keisean Nixon 1	
09/15	Indianapolis	7	Jaire Alexander 1, Javon Bullard 1, Isaiah McDuffie 1, Xavier McKinney 1, Carrington Valentine 1, Evan Williams 1, Eric Wilson 1	
09/22	at Tennessee	2	Jaire Alexander 1, Xavier McKinney 1	
09/29	Minnesota	2	Isaiah McDuffie 1, Xavier McKinney 1	
10/06	at L.A. Rams	5	Xavier McKinney 2, Evan Williams 2, Keisean Nixon 1	
10/13	Arizona	2	Jaire Alexander 1, Keisean Nixon 1	
10/20	Houston	1	Eric Wilson 1	
10/27	at Jacksonville	5	Jaire Alexander 2, Edgerrin Cooper 1, Xavier McKinney 1, Colby Wooden 1	
11/03	Detroit	0	--	
11/17	at Chicago	1	Quay Walker 1	
11/24	San Francisco	3	Xavier McKinney 2, Quay Walker 1	
11/28	Miami	3	Karl Brooks 1, Isaiah McDuffie 1, Keisean Nixon 1	
12/05	at Detroit	3	Keisean Nixon 2, Carrington Valentine 1	
12/15	at Seattle	6	Edgerrin Cooper 2, Carrington Valentine 2, Kenny Clark 1, Arron Mosby 1	
12/23	New Orleans	--	--	
12/29	at Minnesota	--	--	
01/05	Chicago	--	--	



SACKS / QB HITS / PASSES DEFENSED

TOTALS	46	XAVIER MCKINNEY 9, JAIRE ALEXANDER 7, KEISEAN NIXON 6, EDGERRIN COOPER 4, CARRINGTON VALENTINE 4, ISAIAH MCDUFFIE 3, EVAN WILLIAMS 3, QUAY WALKER 2, ERIC WILSON 2, KARL BROOKS 1, JAVON BULLARD 1, KENNY CLARK 1, RASHAN GARY 1, ARRON MOSBY 1, COLBY WOODEN 1
--------	----	---

INTERCEPTIONS - FUMBLES

INTERCEPTIONS (AS OF DEC 18, 2024, 2:06 AM PST) 2024 : REGULAR SEASON

PACKERS INTERCEPTIONS		
PLAYERS	TIMES	WHERE/WHEN
Xavier McKinney	7	1 at Philadelphia - (9/6); 1 Indianapolis - (9/15); 1 at Tennessee - (9/22); 1 Minnesota - (9/29); 1 at L.A. Rams - (10/6); 1 at Jacksonville - (10/27); 1 San Francisco - (11/24)
Jaire Alexander	2	1 at Philadelphia - (9/6); 1 at Tennessee - (9/22)
Edgerrin Cooper	1	1 at Seattle - (12/15)
Kaisean Nixon	1	1 at Detroit - (12/5)
Carrington Valentine	1	1 at Seattle - (12/15)
Evan Williams	1	1 Indianapolis - (9/15)
Eric Wilson	1	1 Indianapolis - (9/15)
2024 TOTALS	14	

(AS OF DEC 18, 2024, 2:06 AM PST) 2024 : REGULAR SEASON

PLAYER	FUMBLES	LOST	OWN RECOVERED	OWN REC YARDS	FUMBLED GAMES
Jordan Love	4	0	2	-7	0 - at L.A. Rams (10/6); 0 - vs Detroit (11/3);
Josh Jacobs	3	2	0	0	0 - at Philadelphia (9/6); 1 - vs Indianapolis (9/15); 1 - at Seattle (12/15);
Jayden Reed	2	0	1	0	0 - vs Indianapolis (9/15); 0 - at Seattle (12/15);
Corey Ballentine	1	1	0	0	1 - vs Houston (10/20); 0 - vs San Francisco (11/24);
Tucker Kraft	1	1	0	0	1 - vs Minnesota (9/29);
Christian Watson	1	1	0	0	1 - at Detroit (12/5);
Bo Melton	0	0	1	0	0 - at Philadelphia (9/6); 0 - vs Minnesota (9/29);
Emanuel Wilson	0	0	1	0	0 - vs Detroit (11/3);
2024 TOTALS	12	5	5	-7	--

INDIVIDUAL GXG STATS: PASSING

2024 REGULAR SEASON INDIVIDUAL GAME-BY-GAME STATS

PASSING:		JORDAN LOVE												
DATE	OPP.	ATT	CMP	YDS	CMP%	Y/A	Y/C	TD	TD%	INT	INT%	LG	SK/YD	RATE
09/06	at Philadelphia	34	17	260	50.0%	7.6	15.3	2	5.9%	1	2.9%	70t	1/5	83.0
09/15	Indianapolis													
09/22	at Tennessee													
09/29	Minnesota	54	32	389	59.3%	7.2	12.2	4	7.4%	3	5.6%	42	1/10	83.0
10/06	at L.A. Rams	26	15	224	57.7%	8.6	14.9	2	7.7%	1	3.8%	66t	2/22	95.7
10/13	Arizona	32	22	258	68.8%	8.1	11.7	4	12.5%	1	3.1%	44t	0/0	119.5
10/20	Houston	33	24	220	72.7%	6.7	9.2	3	9.1%	2	6.1%	30t	3/25	95.5
10/27	at Jacksonville	22	14	196	63.6%	8.9	14.0	0	0.0%	1	4.5%	67	0/0	73.3
11/03	Detroit	39	23	273	59.0%	7.0	11.9	0	0.0%	1	2.6%	41	0/0	69.7
11/17	at Chicago	17	13	261	76.5%	15.4	20.1	1	5.9%	1	5.9%	60	1/1	113.0
11/24	San Francisco	23	13	163	56.5%	7.1	12.5	2	8.7%	0	0.0%	29	2/7	107.7
11/28	Miami	28	21	274	75.0%	9.8	13.0	2	7.1%	0	0.0%	49	0/0	129.2
12/05	at Detroit	20	12	206	60.0%	10.3	17.2	1	5.0%	0	0.0%	59	1/7	111.7
12/15	at Seattle	27	20	229	74.1%	8.5	11.5	2	7.4%	0	0.0%	36	0/0	123.8
12/23	New Orleans													
12/29	at Minnesota													
TBD	Chicago													
TOTALS		355	226	2,953	63.7%	8.3	13.1	23	6.5%	11	3.1%	70t	11/77	98.5
CAREER TOTALS		1,017	648	7,718	63.7%	7.6	0.0	58	5.7%	25	2.5%	77	44/342	95.6

PASSING:		MALIK WILLIS												
DATE	OPP.	ATT	CMP	YDS	CMP%	Y/A	Y/C	TD	TD%	INT	INT%	LG	SK/YD	RATE
09/06	at Philadelphia	1	0	0	0.0%	0.0	0.0	0	0.0%	0	0.0%	0	1/4	39.6
09/15	Indianapolis	14	12	122	85.7%	8.7	10.2	1	7.1%	0	0.0%	39	0/0	126.8
09/22	at Tennessee	19	13	202	68.4%	10.6	15.5	1	5.3%	0	0.0%	37	3/12	120.9
09/29	Minnesota													
10/06	at L.A. Rams													
10/13	Arizona													
10/20	Houston													
10/27	at Jacksonville	5	4	56	80.0%	11.2	14.0	1	20.0%	0	0.0%	51	1/0	152.9
11/03	Detroit													
11/17	at Chicago													
11/24	San Francisco	0	0	0	0.0%	0.0	0.0	0	0.0%	0	0.0%	0	0/0	0.0
11/28	Miami													
12/05	at Detroit													
12/15	at Seattle													
12/23	New Orleans													
12/29	at Minnesota													
TBD	Chicago													
TOTALS		39	29	380	74.4%	9.7	13.1	3	7.7%	0	0.0%	51	5/16	130.3
CAREER TOTALS		105	64	730	61.0%	7.0	0.0	3	2.9%	3	2.9%	51	19/95	79.5

INDIVIDUAL GXG STATS: RUSHING

2024 REGULAR SEASON INDIVIDUAL GAME-BY-GAME STATS

RUSHING:	CHRIS BROOKS					JOSH JACOBS					TUCKER KRAFT				
DATE OPP.	NO.	YDS	AVG	LG	TD	NO.	YDS	AVG	LG	TD	NO.	YDS	AVG	LG	TD
09/06 at Philadelphia	<i>PRACTICE SQUAD</i>					16	84	5.3	32	0	0	0	0.0	--	0
09/15 Indianapolis	<i>PRACTICE SQUAD</i>					32	151	4.7	34	0	0	0	0.0	--	0
09/22 at Tennessee	3	3	1.0	3	0	14	43	3.1	10	0	0	0	0.0	--	0
09/29 Minnesota	0	0	0.0	--	0	9	51	5.7	13	0	0	0	0.0	--	0
10/06 at L.A. Rams	0	0	0.0	--	0	19	73	3.8	13	1	0	0	0.0	--	0
10/13 Arizona	4	21	5.3	11	0	18	62	3.4	14	0	1	2	2.0	2	0
10/20 Houston	0	0	0.0	--	0	12	76	6.3	27	0	0	0	0.0	--	0
10/27 at Jacksonville	4	16	4.0	8	0	25	127	5.1	38t	2	0	0	0.0	--	0
11/03 Detroit	2	13	6.5	9	0	13	95	7.3	37	0	1	2	2.0	2	0
11/17 at Chicago	0	0	0.0	--	0	18	76	4.2	12	1	0	0	0.0	--	0
11/24 San Francisco	4	11	2.8	5	0	26	106	4.1	18	3	0	0	0.0	--	0
11/28 Miami	3	28	9.3	18	0	19	43	2.3	11	1	0	0	0.0	--	0
12/05 at Detroit	1	3	3.0	3	0	18	66	3.7	19	3	0	0	0.0	--	0
12/15 at Seattle	1	6	6.0	6	0	26	94	3.6	19	1	0	0	0.0	--	0
12/23 New Orleans															
12/29 at Minnesota															
TBD Chicago															
TOTALS	22	101	4.6	18	0	265	1,147	4.3	38t	12	2	4	2.0	2	0
CAREER TOTALS	41	207	5.0	52	0	1,570	6,692	4.3	86t	58	2	4	2.0	2	0

RUSHING:	MARSHAWN LLOYD					JORDAN LOVE					BO MELTON				
DATE OPP.	NO.	YDS	AVG	LG	TD	NO.	YDS	AVG	LG	TD	NO.	YDS	AVG	LG	TD
09/06 at Philadelphia	<i>INACTIVE/INJURY</i>					0	0	0.0	--	0	0	0	0.0	--	0
09/15 Indianapolis	6	15	2.5	5	0	<i>INACTIVE/INJURY</i>					2	8	4.0	16	0
09/22 at Tennessee	<i>INJURED RESERVE</i>					<i>INACTIVE/INJURY</i>					0	0	0.0	--	0
09/29 Minnesota	<i>INJURED RESERVE</i>					1	6	6.0	6	0	0	0	0.0	--	0
10/06 at L.A. Rams	<i>INJURED RESERVE</i>					3	10	3.3	12	0	0	0	0.0	--	0
10/13 Arizona	<i>INJURED RESERVE</i>					5	13	2.6	6	0	2	27	13.5	16	0
10/20 Houston	<i>INJURED RESERVE</i>					0	0	0.0	--	0	1	-1	-1.0	-1	0
10/27 at Jacksonville	<i>INJURED RESERVE</i>					1	-1	-1.0	-1	0	0	0	0.0	--	0
11/03 Detroit	<i>INJURED RESERVE</i>					3	0	0.0	--	0	0	0	0.0	--	0
11/17 at Chicago	<i>NON-FOOTBALL ILLNESS (NFI)</i>					4	18	4.5	13	1	0	0	0.0	--	0
11/24 San Francisco	<i>NON-FOOTBALL ILLNESS (NFI)</i>					1	2	2.0	2	0	1	5	5.0	5	0
11/28 Miami	<i>NON-FOOTBALL ILLNESS (NFI)</i>					0	0	0.0	--	0	0	0	0.0	--	0
12/05 at Detroit	<i>NON-FOOTBALL ILLNESS (NFI)</i>					4	23	5.8	14	0	0	0	0.0	--	0
12/15 at Seattle	<i>NON-FOOTBALL ILLNESS (NFI)</i>					1	4	4.0	4	0	0	0	0.0	--	0
12/23 New Orleans															
12/29 at Minnesota															
TBD Chicago															
TOTALS	6	15	2.5	5	0	23	75	3.3	14	1	6	39	6.5	16	0
CAREER TOTALS	6	15	2.5	5	0	86	348	4.0	37	5	9	60	6.7	16	0

RUSHING:	JAYDEN REED					CHRISTIAN WATSON					MALIK WILLIS				
DATE OPP.	NO.	YDS	AVG	LG	TD	NO.	YDS	AVG	LG	TD	NO.	YDS	AVG	LG	TD
09/06 at Philadelphia	1	33	33.0	33t	1	0	0	0.0	--	0	0	0	0.0	--	0
09/15 Indianapolis	2	37	18.5	22	0	0	0	0.0	--	0	6	41	6.8	19	0
09/22 at Tennessee	2	19	9.5	15	0	0	0	0.0	--	0	6	73	12.2	29	1
09/29 Minnesota	1	2	2.0	2	0	0	0	0.0	--	0	<i>DID NOT PLAY</i>				
10/06 at L.A. Rams	2	19	9.5	11	0	<i>INACTIVE/INJURY</i>					<i>DID NOT PLAY</i>				
10/13 Arizona	1	0	0.0	--	0	0	0	0.0	--	0	<i>DID NOT PLAY</i>				
10/20 Houston	1	0	0.0	--	0	1	-4	-4.0	-4	0	<i>DID NOT PLAY</i>				
10/27 at Jacksonville	1	0	0.0	--	0	0	0	0.0	--	0	4	23	5.8	20	0
11/03 Detroit	0	0	0.0	--	0	0	0	0.0	--	0	<i>DID NOT PLAY</i>				
11/17 at Chicago	1	-5	-5.0	-5	0	0	0	0.0	--	0	<i>DID NOT PLAY</i>				
11/24 San Francisco	0	0	0.0	--	0	1	4	4.0	4	0	0	0	0.0	--	0
11/28 Miami	1	23	23.0	23	0	0	0	0.0	--	0	<i>DID NOT PLAY</i>				
12/05 at Detroit	0	0	0.0	--	0	0	0	0.0	--	0	<i>DID NOT PLAY</i>				
12/15 at Seattle	3	27	9.0	13	0	0	0	0.0	--	0	<i>DID NOT PLAY</i>				
12/23 New Orleans															
12/29 at Minnesota															
TBD Chicago															
TOTALS	16	155	9.7	33t	1	2	0	0.0	4	0	16	137	8.6	29	1
CAREER TOTALS	27	274	10.1	33t	3	13	91	7.0	46t	2	48	281	5.9	29	2

INDIVIDUAL GXG STATS: RUSHING

RUSHING:		EMANUEL WILSON				
DATE	OPP.	NO.	YDS	AVG	LG	TD
09/06	at Philadelphia	4	46	11.5	18	0
09/15	Indianapolis	5	9	1.8	4	0
09/22	at Tennessee	12	50	4.2	10	0
09/29	Minnesota	8	27	3.4	8	0
10/06	at L.A. Rams	6	24	4.0	7	0
10/13	Arizona	7	54	7.7	16	0
10/20	Houston	5	11	2.2	5	0
10/27	at Jacksonville	4	5	1.3	4	0
11/03	Detroit	4	28	7.0	19	1
11/17	at Chicago	2	17	8.5	13	0
11/24	San Francisco	9	41	4.6	19	0
11/28	Miami	2	20	10.0	15	0
12/05	at Detroit	1	7	7.0	7	0
12/15	at Seattle	3	9	3.0	4	0
12/23	New Orleans					
12/29	at Minnesota					
TBD	Chicago					
TOTALS		72	348	4.8	19	1
CAREER TOTALS		86	433	5.0	31	1

INDIVIDUAL GXG STATS: RECEIVING

2024 REGULAR SEASON INDIVIDUAL GAME-BY-GAME STATS																
RECEIVING:		CHRIS BROOKS					ROMEO DOUBS					JOHN FITZPATRICK				
DATE	OPP.	NO.	YDS	AVG	LG	TD	NO.	YDS	AVG	LG	TD	NO.	YDS	AVG	LG	TD
09/06	at Philadelphia	<i>PRACTICE SQUAD</i>					4	50	12.5	19	0	<i>Falcons</i>				
09/15	Indianapolis	<i>PRACTICE SQUAD</i>					3	62	20.7	39	0	<i>Falcons</i>				
09/22	at Tennessee	0	0	0.0	--	0	1	18	18.0	18	0	<i>Falcons</i>				
09/29	Minnesota	0	0	0.0	--	0	4	39	9.8	20	0	<i>Falcons</i>				
10/06	at L.A. Rams	0	0	0.0	--	0	<i>RESERVE/TEAM SUSP.</i>					<i>Falcons</i>				
10/13	Arizona	0	0	0.0	--	0	3	49	16.3	20t	2	<i>INACTIVE</i>				
10/20	Houston	0	0	0.0	--	0	8	94	11.8	23	0	<i>INACTIVE</i>				
10/27	at Jacksonville	1	1	1.0	1	0	3	72	24.0	29	0	0	0	0.0	--	0
11/03	Detroit	3	28	9.3	13	0	4	28	7.0	8	0	0	0	0.0	--	0
11/17	at Chicago	2	13	6.5	9	0	1	17	17.0	17	0	0	0	0.0	--	0
11/24	San Francisco	1	15	15.0	15	0	3	54	18.0	29	0	1	2	2.0	2	0
11/28	Miami	2	1	0.5	5	0	<i>INACTIVE/INJURY</i>					<i>DID NOT PLAY</i>				
12/05	at Detroit	0	0	0.0	--	0	<i>INACTIVE/INJURY</i>					0	0	0.0	--	0
12/15	at Seattle	1	9	9.0	9	0	3	40	13.3	22t	2	0	0	0.0	--	0
12/23	New Orleans															
12/29	at Minnesota															
TBD	Chicago															
TOTALS		10	67	6.7	15	0	37	523	14.1	39	4	1	2	2.0	2	0
CAREER TOTALS		10	67	6.7	15	0	138	1,622	11.8	39	15	2	14	7.0	12	0

RECEIVING:		MALIK HEATH					JOSH JACOBS					TUCKER KRAFT				
DATE	OPP.	NO.	YDS	AVG	LG	TD	NO.	YDS	AVG	LG	TD	NO.	YDS	AVG	LG	TD
09/06	at Philadelphia	<i>INACTIVE</i>					2	20	10.0	11	0	2	37	18.5	29	0
09/15	Indianapolis	0	0	0.0	--	0	0	0	0.0	--	0	2	16	8.0	17	0
09/22	at Tennessee	0	0	0.0	--	0	1	5	5.0	5	0	2	24	12.0	21	0
09/29	Minnesota	2	12	6.0	9	0	4	27	6.8	9	0	6	53	8.8	21	1
10/06	at L.A. Rams	2	14	7.0	7	0	1	21	21.0	21	0	4	88	22.0	66t	2
10/13	Arizona	0	0	0.0	--	0	3	28	9.3	14	0	2	13	6.5	8	0
10/20	Houston	0	0	0.0	--	0	5	16	3.2	8t	1	3	33	11.0	14t	1
10/27	at Jacksonville	0	0	0.0	--	0	1	-2	-2.0	-2	0	3	78	26.0	67	1
11/03	Detroit	<i>INACTIVE</i>					2	13	6.5	11	0	4	34	8.5	13	0
11/17	at Chicago	0	0	0.0	--	0	4	58	14.5	23	0	0	0	0.0	--	0
11/24	San Francisco	2	15	7.5	12	1	0	0	0.0	--	0	2	26	13.0	15	1
11/28	Miami	0	0	0.0	--	0	4	74	18.5	49	0	6	78	13.0	17	0
12/05	at Detroit	0	0	0.0	--	0	0	0	0.0	--	0	3	41	13.7	21	1
12/15	at Seattle	<i>INACTIVE</i>					4	42	10.5	21	0	2	34	17.0	26	0
12/23	New Orleans															
12/29	at Minnesota															
TBD	Chicago															
TOTALS		6	41	6.8	12	1	31	302	9.7	49	1	41	555	13.5	67	7
CAREER TOTALS		21	166	7.9	16	2	228	1,750	7.7	49	1	72	910	12.6	67	9

RECEIVING:		MARSHAWN LLOYD					BO MELTON					LUKE MUSGRAVE				
DATE	OPP.	NO.	YDS	AVG	LG	TD	NO.	YDS	AVG	LG	TD	NO.	YDS	AVG	LG	TD
09/06	at Philadelphia	<i>INACTIVE/INJURY</i>					0	0	0.0	--	0	0	0	0.0	--	0
09/15	Indianapolis	1	3	3.0	3	0	0	0	0.0	--	0	1	6	6.0	6	0
09/22	at Tennessee	<i>INJURED RESERVE</i>					0	0	0.0	--	0	1	3	3.0	3	0
09/29	Minnesota	<i>INJURED RESERVE</i>					1	28	28.0	28	0	3	13	4.3	5	0
10/06	at L.A. Rams	<i>INJURED RESERVE</i>					1	12	12.0	12	0	<i>DID NOT PLAY</i>				
10/13	Arizona	<i>INJURED RESERVE</i>					1	6	6.0	6	0	<i>INJURED RESERVE</i>				
10/20	Houston	<i>INJURED RESERVE</i>					1	8	8.0	8	0	<i>INJURED RESERVE</i>				
10/27	at Jacksonville	<i>INJURED RESERVE</i>					0	0	0.0	--	0	<i>INJURED RESERVE</i>				
11/03	Detroit	<i>INJURED RESERVE</i>					1	19	19.0	19	0	<i>INJURED RESERVE</i>				
11/17	at Chicago	<i>NON-FOOTBALL ILLNESS (NFI)</i>					0	0	0.0	--	0	<i>INJURED RESERVE</i>				
11/24	San Francisco	<i>NON-FOOTBALL ILLNESS (NFI)</i>					0	0	0.0	--	0	<i>INJURED RESERVE</i>				
11/28	Miami	<i>NON-FOOTBALL ILLNESS (NFI)</i>					0	0	0.0	--	0	<i>INJURED RESERVE</i>				
12/05	at Detroit	<i>NON-FOOTBALL ILLNESS (NFI)</i>					0	0	0.0	--	0	<i>INJURED RESERVE</i>				
12/15	at Seattle	<i>NON-FOOTBALL ILLNESS (NFI)</i>					0	0	0.0	--	0	<i>INJURED RESERVE</i>				
12/23	New Orleans															
12/29	at Minnesota															
TBD	Chicago															
TOTALS		1	3	3.0	3	0	5	73	14.6	28	0	5	22	4.4	6	0
CAREER TOTALS		1	3	3.0	3	0	21	291	13.9	37	1	39	374	9.6	37	1

INDIVIDUAL GXG STATS: RECEIVING

RECEIVING:	JAYDEN REED					BEN SIMS					CHRISTIAN WATSON				
DATE OPP.	NO.	YDS	AVG	LG	TD	NO.	YDS	AVG	LG	TD	NO.	YDS	AVG	LG	TD
09/06 at Philadelphia	4	138	34.5	70t	1	0	0	0.0	--	0	3	13	4.3	6	1
09/15 Indianapolis	2	9	4.5	9	0	0	0	0.0	--	0	0	0	0.0	--	0
09/22 at Tennessee	4	50	12.5	30	0	0	0	0.0	--	0	2	67	33.5	37	0
09/29 Minnesota	7	139	19.9	42	1	0	0	0.0	--	0	0	0	0.0	--	0
10/06 at L.A. Rams	4	78	19.5	53	0	0	0	0.0	--	0	<i>INACTIVE/INJURY</i>				
10/13 Arizona	6	28	4.7	7	1	2	38	19.0	28	0	3	68	22.7	44t	1
10/20 Houston	2	10	5.0	6	0	1	2	2.0	2	0	1	9	9.0	9	0
10/27 at Jacksonville	2	55	27.5	51	0	0	0	0.0	--	0	4	39	9.8	14	0
11/03 Detroit	5	113	22.6	41	0	0	0	0.0	--	0	3	37	12.3	19	0
11/17 at Chicago	2	23	11.5	15t	1	0	0	0.0	--	0	4	150	37.5	60	0
11/24 San Francisco	3	26	8.7	13	0	0	0	0.0	--	0	0	0	0.0	--	0
11/28 Miami	3	24	8.0	12t	2	0	0	0.0	--	0	2	67	33.5	46	0
12/05 at Detroit	0	0	0.0	--	0	1	2	2.0	2	0	4	114	28.5	59	0
12/15 at Seattle	5	34	6.8	12	0	0	0	0.0	--	0	3	56	18.7	36	0
12/23 New Orleans															
12/29 at Minnesota															
TBD Chicago															
TOTALS	49	727	14.8	70t	6	4	42	10.5	28	0	29	620	21.4	60	2
CAREER TOTALS	113	1,520	13.5	70t	14	8	63	7.9	28	1	98	1,653	16.9	77	14

RECEIVING:	DONTAYVION WICKS					EMANUEL WILSON				
DATE OPP.	NO.	YDS	AVG	LG	TD	NO.	YDS	AVG	LG	TD
09/06 at Philadelphia	0	0	0.0	--	0	2	2	1.0	2	0
09/15 Indianapolis	3	26	8.7	14t	1	0	0	0.0	--	0
09/22 at Tennessee	0	0	0.0	--	0	2	35	17.5	30t	1
09/29 Minnesota	5	78	15.6	36	2	0	0	0.0	--	0
10/06 at L.A. Rams	2	20	10.0	10	0	1	-9	-9.0	-9	0
10/13 Arizona	1	9	9.0	9	0	1	19	19.0	19	0
10/20 Houston	3	48	16.0	30t	1	0	0	0.0	--	0
10/27 at Jacksonville	2	11	5.5	6	0	2	-2	-1.0	1	0
11/03 Detroit	0	0	0.0	--	0	1	1	1.0	1	0
11/17 at Chicago	0	0	0.0	--	0	0	0	0.0	--	0
11/24 San Francisco	1	25	25.0	25	0	0	0	0.0	--	0
11/28 Miami	4	30	7.5	10	0	0	0	0.0	--	0
12/05 at Detroit	4	49	12.3	26	0	0	0	0.0	--	0
12/15 at Seattle	2	14	7.0	12	0	0	0	0.0	--	0
12/23 New Orleans										
12/29 at Minnesota										
TBD Chicago										
TOTALS	27	310	11.5	36	4	9	46	5.1	30t	1
CAREER TOTALS	66	891	13.5	36	8	13	69	5.3	30t	1

INDIVIDUAL GXG STATS: DEFENSIVE

		DEVONTE WYATT											
DATE	OPP.	S	A	TK	TFL	TFLY	SK	SKY	INT	FR	FF	PR	PD
09/06	at Philadelphia	1	0	1	1	3	0.0	0.0	0	1	0	0	0
09/15	Indianapolis	2	0	2	2	7	1.0	6.0	0	0	0	2	0
09/22	at Tennessee	3	1	4	2	10	2.0	10.0	0	0	0	3	0
09/29	Minnesota	2	1	3	1	1	0.0	0.0	0	0	0	0	0
10/06	at L.A. Rams	<i>INACTIVE/INJURY</i>											
10/13	Arizona	<i>INACTIVE/INJURY</i>											
10/20	Houston	<i>INACTIVE/INJURY</i>											
10/27	at Jacksonville	0	0	0	0	0	0.0	0.0	0	1	0	0	0
11/03	Detroit	1	1	2	0	0	0.0	0.0	0	0	0	0	0
11/17	at Chicago	0	0	0	0	0	0.0	0.0	0	0	0	0	0
11/24	San Francisco	0	0	0	0	0	0.0	0.0	0	0	0	1	0
11/28	Miami	0	1	1	0	0	0.0	0.0	0	0	0	0	0
12/05	at Detroit	3	1	4	0	0	0.0	0.0	0	0	0	1	0
12/15	at Seattle	1	0	1	1	9	1.0	9.0	0	0	0	1	0
12/23	New Orleans	<i>INACTIVE/INJURY</i>											
12/29	at Minnesota	<i>INACTIVE/INJURY</i>											
TBD	Chicago	<i>INACTIVE/INJURY</i>											
TOTALS		13	5	18	7	30	4.0	25.0	0	2	0	8	0
CAREER TOTALS		39	30	69	13	67	11.0	67.0	0	3	1	22	1

INDIVIDUAL GXG STATS: FIELD GOALS

2024 REGULAR SEASON INDIVIDUAL GAME-BY-GAME STATS

FIELD GOALS:		BRANDON MCMANUS									
DATE	OPP.	0-19	20-29	30-39	40-49	50+	TOTAL	FGM	FGA	PCT	LG
09/06	at Philadelphia						NOT ON ROSTER				
09/15	Indianapolis						NOT ON ROSTER				
09/22	at Tennessee						NOT ON ROSTER				
09/29	Minnesota						NOT ON ROSTER				
10/06	at L.A. Rams						NOT ON ROSTER				
10/13	Arizona						NOT ON ROSTER				
10/20	Houston	0/0	0/0	0/0	1/1	0/0	1/1	1	1	100.0%	45
10/27	at Jacksonville	0/0	1/1	2/2	0/0	0/0	3/3	3	3	100.0%	38
11/03	Detroit	0/0	0/0	2/2	0/1	0/0	2/3	2	3	66.7%	38
11/17	at Chicago	0/0	0/0	0/0	0/0	0/0	0/0	0	0	0.0%	0
11/24	San Francisco	0/0	0/0	0/0	0/0	1/1	1/1	1	1	100.0%	51
11/28	Miami	0/0	1/1	1/1	1/1	0/0	3/3	3	3	100.0%	46
12/05	at Detroit	0/0	0/0	1/1	0/0	0/0	1/1	1	1	100.0%	32
12/15	at Seattle	0/0	2/2	1/1	0/0	0/0	3/3	3	3	100.0%	39
12/23	New Orleans										
12/29	at Minnesota										
TBD	Chicago										
TOTALS		0/0	4/4	7/7	2/3	1/1	14/15	14	15	93.3%	51

FIELD GOALS:		BRAYDEN NARVESON									
DATE	OPP.	0-19	20-29	30-39	40-49	50+	TOTAL	FGM	FGA	PCT	LG
09/06	at Philadelphia	0/0	2/2	1/1	0/1	0/0	3/4	3	4	75.0%	31
09/15	Indianapolis	0/0	0/0	1/1	2/3	0/0	3/4	3	4	75.0%	46
09/22	at Tennessee	0/0	2/2	0/0	1/1	0/0	3/3	3	3	100.0%	47
09/29	Minnesota	0/0	0/0	0/1	0/1	0/0	0/2	0	2	0.0%	0
10/06	at L.A. Rams	0/0	0/0	0/0	1/1	0/0	1/1	1	1	100.0%	46
10/13	Arizona	0/0	0/0	1/1	1/2	0/0	2/3	2	3	66.7%	41
10/20	Houston						NOT ON ROSTER				
10/27	at Jacksonville						NOT ON ROSTER				
11/03	Detroit						NOT ON ROSTER				
11/17	at Chicago						NOT ON ROSTER				
11/24	San Francisco						NOT ON ROSTER				
11/28	Miami						NOT ON ROSTER				
12/05	at Detroit						NOT ON ROSTER				
12/15	at Seattle						NOT ON ROSTER				
12/23	New Orleans										
12/29	at Minnesota										
TBD	Chicago										
TOTALS		0/0	4/4	3/4	5/9	0/0	12/17	12	17	70.6%	47

INDIVIDUAL GXG STATS: PUNTING

2024 REGULAR SEASON INDIVIDUAL GAME-BY-GAME STATS

PUNTING:		DANIEL WHELAN							
DATE	OPP.	NO.	YDS	AVG	TB	IN 20	LG	NET	BLK
09/06	at Philadelphia	2	74	37.0	0	1	41	37.0	0
09/15	Indianapolis	3	139	46.3	0	3	59	46.3	0
09/22	at Tennessee	5	244	48.8	2	0	63	36.0	0
09/29	Minnesota	3	180	60.0	0	2	74	56.7	0
10/06	at L.A. Rams	5	186	37.2	0	1	41	37.2	0
10/13	Arizona	1	46	46.0	0	1	46	46.0	0
10/20	Houston	5	284	56.8	0	0	66	51.6	0
10/27	at Jacksonville	5	241	48.2	0	3	63	44.8	0
11/03	Detroit	2	84	42.0	0	2	51	42.0	0
11/17	at Chicago	1	47	47.0	0	1	47	47.0	0
11/24	San Francisco	4	195	48.8	0	1	59	38.5	0
11/28	Miami	4	172	43.0	1	3	50	36.8	0
12/05	at Detroit	3	125	41.7	0	2	43	41.7	0
12/15	at Seattle	4	170	42.5	0	1	51	39.5	0
12/23	New Orleans								
12/29	at Minnesota								
TBD	Chicago								
TOTALS		47	2,187	46.5	3	21	74	42.4	0

INDIVIDUAL GXG STATS: KICKOFF RETURNS

2024 REGULAR SEASON INDIVIDUAL GAME-BY-GAME STATS

KICKOFF RETURNS:		COREY BALLENTINE						KEISEAN NIXON					
DATE	OPP.	NO.	YDS	AVG	LG	FC	TD	NO.	YDS	AVG	LG	FC	TD
09/06	at Philadelphia	0	0	0.0	0	0	0	1	24	24.0	24	0	0
09/15	Indianapolis	0	0	0.0	0	0	0	0	0	0.0	0	0	0
09/22	at Tennessee	0	0	0.0	0	0	0	0	0	0.0	0	0	0
09/29	Minnesota	0	0	0.0	0	0	0	0	0	0.0	0	0	0
10/06	at L.A. Rams	0	0	0.0	0	0	0	0	0	0.0	0	0	0
10/13	Arizona	0	0	0.0	0	0	0	2	60	30.0	37	0	0
10/20	Houston	0	0	0.0	0	0	0	2	58	29.0	32	0	0
10/27	at Jacksonville	INACTIVE/INJURY						0	0	0.0	0	0	0
11/03	Detroit	0	0	0.0	0	0	0	2	53	26.5	29	0	0
11/17	at Chicago	0	0	0.0	0	0	0	2	51	25.5	26	0	0
11/24	San Francisco	1	21	21.0	21	0	0	0	0	0.0	0	0	0
11/28	Miami	0	0	0.0	0	0	0	2	73	36.5	43	0	0
12/05	at Detroit	INACTIVE/INJURY						0	0	0.0	0	0	0
12/15	at Seattle	0	0	0.0	0	0	0	3	98	32.7	39	0	0
12/23	New Orleans												
12/29	at Minnesota												
TBD	Chicago												
TOTALS		1	21	21.0	21	0	0	14	417	29.8	43	0	0

INDIVIDUAL GXG STATS: PUNT RETURNS

2024 REGULAR SEASON INDIVIDUAL GAME-BY-GAME STATS																			
PUNT RETURNS:		COREY BALLENTINE					KEISEAN NIXON					JAYDEN REED							
DATE	OPP.	NO.	YDS	AVG	LG	FC	TD	NO.	YDS	AVG	LG	FC	TD	NO.	YDS	AVG	LG	FC	TD
09/06	at Philadelphia	0	0	0.0	0	0	0	0	0	0.0	0	0	0	0	0	0.0	0	2	0
09/15	Indianapolis	0	0	0.0	0	0	0	0	0	0.0	0	0	0	1	0	0.0	0	1	0
09/22	at Tennessee	0	0	0.0	0	0	0	0	0	0.0	0	0	0	2	15	7.5	12	2	0
09/29	Minnesota	0	0	0.0	0	0	0	1	1	1.0	1	0	0	0	0	0.0	0	1	0
10/06	at L.A. Rams	0	0	0.0	0	0	0	0	0	0.0	0	0	0	0	0	0.0	0	2	0
10/13	Arizona	0	0	0.0	0	0	0	2	39	19.5	39	0	0	1	8	8.0	8	0	0
10/20	Houston	1	0	0.0	0	0	0	1	8	8.0	8	0	0	1	5	5.0	5	2	0
10/27	at Jacksonville	<i>INACTIVE/INJURY</i>						0	0	0.0	0	0	0	1	13	13.0	13	1	0
11/03	Detroit	0	0	0.0	0	0	0	0	0	0.0	0	0	0	2	7	3.5	7	2	0
11/17	at Chicago	0	0	0.0	0	0	0	0	0	0.0	0	0	0	1	16	16.0	16	1	0
11/24	San Francisco	0	0	0.0	0	0	0	0	0	0.0	0	0	0	2	20	10.0	13	1	0
11/28	Miami	0	0	0.0	0	0	0	0	0	0.0	0	0	0	0	0	0.0	0	2	0
12/05	at Detroit	<i>INACTIVE/INJURY</i>						0	0	0.0	0	0	0	0	0	0.0	0	2	0
12/15	at Seattle	0	0	0.0	0	0	0	0	0	0.0	0	0	0	2	10	5.0	10	3	0
12/23	New Orleans																		
12/29	at Minnesota																		
TBD	Chicago																		
TOTALS		1	0	0.0	0	0	0	4	48	12.0	39	0	0	13	94	7.2	16	22	0

INDIVIDUAL SINGLE-GAME HIGHS

2024 REGULAR SEASON PACKERS INDIVIDUAL SINGLE-GAME HIGHS

Touchdowns	3	Josh Jacobs	at Lions	12/05
		Josh Jacobs	vs. 49ers	11/24
Passes Attempted	54	Jordan Love	vs. Vikings	09/29
Passes Completed	32	Jordan Love	vs. Vikings	09/29
Completion Percentage	85.7	Malik Willis	vs. Colts	09/15
Passing Yards	389	Jordan Love	vs. Vikings	09/29
Yards Per Attempt	15.4	Jordan Love	at Bears	11/17
Touchdown Passes	4	Jordan Love	vs. Cardinals	10/13
		Jordan Love	vs. Vikings	09/29
Pass Receptions	8	Romeo Doubs	vs. Texans	10/20
Receiving Yards	150	Christian Watson	at Bears	11/17
Touchdown Receptions	2	Romeo Doubs	at Seahawks	12/15
		Jayden Reed	vs. Dolphins	11/28
		Romeo Doubs	vs. Cardinals	10/13
		Tucker Kraft	at Rams	10/06
		Dontayvion Wicks	vs. Vikings	09/29
Rushing Yards	151	Josh Jacobs	vs. Colts	09/15
Rushing Attempts	32	Josh Jacobs	vs. Colts	09/15
Rushing Average	7.7	Emanuel Wilson	vs. Cardinals	10/13
Rushing Touchdowns	3	Josh Jacobs	at Lions	12/05
		Josh Jacobs	vs. 49ers	11/24
Yards From Scrimmage	171	Jayden Reed	at Eagles	09/06
Combined Net Yards	171	Jayden Reed	at Eagles	09/06
Interceptions Made	1	Edgerrin Cooper	at Seahawks	12/15
		Carrington Valentine	at Seahawks	12/15
		Keisean Nixon	at Lions	12/05
		Xavier McKinney	vs. 49ers	11/24
		Xavier McKinney	at Jaguars	10/27
		Xavier McKinney	at Rams	10/06
		Xavier McKinney	vs. Vikings	09/29
		Jaire Alexander	at Titans	09/22
		Xavier McKinney	at Titans	09/22
		Xavier McKinney	vs. Colts	09/15
		Evan Williams	vs. Colts	09/15
		Eric Wilson	vs. Colts	09/15
		Jaire Alexander	at Eagles	09/06
		Xavier McKinney	at Eagles	09/06
Interceptions Thrown	3	Jordan Love	vs. Vikings	09/29
INT Return Yards	48	Xavier McKinney	vs. 49ers	11/24
Tackles	15	Isaiah McDuffie	at Lions	12/05
Sacks	2.0	Kingsley Enagbare	at Seahawks	12/15
		Eric Wilson	vs. Texans	10/20
		Preston Smith	at Titans	09/22
		Devonte Wyatt	at Titans	09/22
Punts	5	Daniel Whelan	at Jaguars	10/27
		Daniel Whelan	vs. Texans	10/20
		Daniel Whelan	at Rams	10/06
		Daniel Whelan	at Titans	09/22
Punts Inside the 20	3	Daniel Whelan	vs. Dolphins	11/28
		Daniel Whelan	at Jaguars	10/27
		Daniel Whelan	vs. Colts	09/15
Punting Average	60.0	Daniel Whelan	vs. Vikings	09/29
Punt Returns	2	Jayden Reed	at Seahawks	12/15
		Jayden Reed	vs. 49ers	11/24
		Jayden Reed	vs. Lions	11/03
		Keisean Nixon	vs. Cardinals	10/13
		Jayden Reed	at Titans	09/22
Punt Return Yards	39	Keisean Nixon	vs. Cardinals	10/13
Kickoff Returns	3	Keisean Nixon	at Seahawks	12/15
Kickoff Return Yards	98	Keisean Nixon	at Seahawks	12/15
Field Goals Attempted	4	Brayden Narveson	vs. Colts	09/15
		Brayden Narveson	at Eagles	09/06
Field Goals Made	3	Brandon McManus	at Seahawks	12/15
		Brandon McManus	vs. Dolphins	11/28
		Brandon McManus	at Jaguars	10/27
		Brayden Narveson	at Titans	09/22
		Brayden Narveson	vs. Colts	09/15
		Brayden Narveson	at Eagles	09/06

2024 REGULAR SEASON GREEN BAY PACKERS LONGEST PLAYS

Run From Scrimmage	38	Josh Jacobs	at Jaguars	10/27
Touchdown Run	38	Josh Jacobs	at Jaguars	10/27
Passing Long	70	Jordan Love	at Eagles	09/06
Touchdown Pass Long	70	Jordan Love	at Eagles	09/06
Pass Reception	70	Jayden Reed	at Eagles	09/06
Touchdown Reception	70	Jayden Reed	at Eagles	09/06
Interception Return	48	Xavier McKinney	vs. 49ers	11/24
Longest INT Return for TD	35	Jaire Alexander	at Titans	09/22
Longest Opponent's Fumble Return	7	Xavier McKinney	at Rams	10/06
Punt Return	39	Keisean Nixon	vs. Cardinals	10/13
Kickoff Return	43	Keisean Nixon	vs. Dolphins	11/28
Punt	74	Daniel Whelan	vs. Vikings	09/29
Field Goal	51	Brandon McManus	vs. 49ers	11/24
Field Goal Attempt	51	Brandon McManus	vs. 49ers	11/24



SCORING DRIVES

PACKERS 2024 REGULAR SEASON SCORING DRIVES

DATE	OPPONENT	ACQUIRED	DRIVE				FIRST		SCORING PLAY	GB	OPP
			START	PLAYS	YARDS	Q/TIME	DOWN	PASS			
09/06	at Philadelphia	Interception	PHI 19	5	6	Q1 2:20	1	B. Narveson: 31-yard FG	3	0	
		Fumble	PHI 13	8	8	Q1 4:05	1	B. Narveson: 23-yard FG	6	0	
		Kickoff	GB 30	5	70	Q2 2:22	3	J. Reed: 33-yard run	12	7	
		Kickoff	GB 30	3	70	Q2 0:23	1	J. Reed: 70-yard pass from J. Love	19	14	
		Kickoff	GB 30	6	70	Q3 2:14	4	C. Watson: 2-yard pass from J. Love	26	24	
		Interception	GB 13	10	79	Q4 5:01	2	B. Narveson: 26-yard FG	29	31	
09/15	Indianapolis	Kickoff	GB 30	8	42	Q1 4:30	2	B. Narveson: 46-yard FG	3	0	
		Punt	GB 18	11	82	Q1 6:21	5	D. Wicks: 14-yard pass from M. Willis	10	0	
		Downs	IND 7	23	23	Q3 3:55	1	Willis	13	0	
		Missed FG	46	7	44	Q4 3:22	1	B. Narveson: 42-yard FG	16	3	
			GB 40					B. Narveson: 34-yard FG			
09/22	at Tennessee	Kickoff	GB 30	6	70	Q1 2:35	3	M. Willis: 5-yard run	7	0	
		Kickoff	GB 30	11	67	Q1 6:10	3	B. Narveson: 21-yard FG	10	7	
		Punt	GB 25	12	67	Q2 6:02	3	B. Narveson: 26-yard FG	20	7	
		Downs	TEN 5	36	33	Q3 3:13	2	E. Wilson: 30-yard pass from M. Willis	27	7	
		Punt	36	8	31	Q4 3:11	2	Willis	30	14	
		GB 40				B. Narveson: 47-yard FG					
09/29	Minnesota	Muffed Punt	MIN 3	2	3	Q2 0:24	1	J. Reed: 15-yard pass from J. Love	7	28	
		Punt	GB 11	11	89	Q3 3:55	5	Q4: D. Wicks: 6-yard pass from J. Love	14	28	
		Fumble	MIN 2	20	20	Q4 0:27	1	Love	22	28	
		Downs	20	5	96	Q4 1:22	4	T. Kraft: 13-yard pass from J. Love	29	31	
			GB 4					D. Wicks: 17-yard pass from J. Love			
10/06	at L.A. Rams	Punt	GB 4	9	96	Q1 5:05	5	J. Jacobs: 2-yard run	7	0	
		Kickoff	GB 30	9	42	Q2 2:02	3	B. Narveson: 46-yard FG	10	13	
		Fumble	GB 30	2	70	Q3 0:43	1	T. Kraft: 66-yard pass from J. Love	17	13	
		Interception	GB 46	7	54	Q3 4:06	4	T. Kraft: 7-yard pass from J. Love	24	13	
10/13	Arizona	Punt	ARI 44	5	44	Q1 2:31	3	J. Reed: 5-yard pass from J. Love	7	0	
		Punt	GB 20	11	80	Q1 6:42	5	Q2: R. Doubs: 10-yard pass from J. Love	14	0	
		Punt	GB 10	12	72	Q2 6:48	3	Love	17	0	
		Punt	ARI 44	1	44	Q2 0:07	1	B. Narveson: 36-yard FG	24	0	
		Kickoff	GB 30	9	70	Q3 5:15	5	C. Watson: 44-yard pass from J. Love	31	13	
		Fumble	GB 22	12	56	Q3 5:44	4	Love	34	13	
								R. Doubs: 20-yard pass from J. Love			
						Q4: B. Narveson: 41-yard FG					
10/20	Houston	Punt	GB 8	13	92	Q1 6:50	6	Q2: T. Kraft: 14-yard pass from J. Love	7	3	
		Kickoff	GB 30	6	70	Q2 3:01	3	Love	14	10	
		Punt	GB 29	9	71	Q3 5:22	5	D. Wicks: 30-yard pass from J. Love	21	19	
		Kickoff	GB 30	8	44	Q4 1:44	3	J. Jacobs: 8-yard pass from J. Love	24	22	
								B. McManus: 45-yard FG			
10/27	at Jacksonville	Interception	JAX 3	28	28	Q2 1:25	2	J. Jacobs: 3-yard run	7	0	
		Punt	28	6	67	Q2 3:21	1	B. McManus: 31-yard FG	10	0	
		Kickoff	GB 20	10	51	Q2 1:43	3	B. McManus: 38-yard FG	13	7	
		Kickoff	GB 30	8	80	Q3 4:49	4	J. Jacobs: 38-yard run	20	17	
		Fumble	GB 20	2	5	Q4 0:40	1	T. Kraft: 3-yard pass from M. Willis	27	17	
		Kickoff	JAX 5	7	64	Q4 1:48	2	B. McManus: 24-yard FG	30	27	
			GB 30								
11/03	Detroit	Kickoff	GB 25	14	63	Q1 7:54	4	B. McManus: 30-yard FG	3	0	
		Punt	GB 25	10	55	Q3 5:09	3	B. McManus: 38-yard FG	6	24	
		Punt	GB 45	9	55	Q4 2:33	3	E. Wilson: 2-yard run	14	24	
11/17	at Chicago	Kickoff	GB 30	8	70	Q1 3:45	5	J. Reed: 15-yard pass from J. Love	7	0	
		Kickoff	GB 30	6	70	Q3 3:43	4	J. Jacobs: 7-yard run	14	13	
		Punt	GB 22	4	78	Q4 1:18	3	J. Love: 1-yard run	20	19	
11/24	San Francisco	Kickoff	GB 33	12	67	Q1 7:25	5	T. Kraft: 11-yard pass from J. Love	7	0	
		Punt	GB 19	10	49	Q1 4:44	3	B. McManus: 51-yard FG	10	0	
		Punt	GB 29	12	71	Q2 6:56	5	J. Jacobs: 1-yard run	17	0	
		Interception	SF 26	3	26	Q3 1:21	2	J. Jacobs: 1-yard run	24	7	
		Fumble	SF 16	3	16	Q4 1:31	2	J. Jacobs: 1-yard run	31	10	
		Fumble	GB 44	10	56	Q4 6:37	4	M. Heath: 3-yard pass from J. Love	38	10	
11/28	Miami	Muffed Punt	MIA 9	3	9	Q1 1:30	1	J. Reed: 3-yard pass from J. Love	7	0	
		Punt	GB 24	12	76	Q1 6:58	5	J. Jacobs: 1-yard run	14	0	
		Punt	GB 38	6	62	Q2 1:27	3	J. Reed: 12-yard pass from J. Love	21	3	
		Downs	GB 39	4	34	Q2 0:22	2	B. McManus: 46-yard FG	24	3	
		Punt	GB 22	8	72	Q3 5:10	2	B. McManus: 24-yard FG	27	3	
		Downs	GB 7	9	78	Q4 4:31	4	B. McManus: 33-yard FG	30	11	
12/05	at Detroit	Kickoff	GB 30	11	70	Q2 7:26	7	J. Jacobs: 1-yard run	7	10	
		Kickoff	GB 30	5	70	Q3 1:45	2	T. Kraft: 12-yard pass from J. Love	14	17	
		Interception	DET 3	16	33	Q3 1:06	2	J. Jacobs: 6-yard run	21	17	
		Downs	16	4	30	Q3 2:06	2	Q4: J. Jacobs: 4-yard run	28	24	
		Kickoff	DET 9	56	56	Q4 5:01	3	B. McManus: 32-yard FG	31	31	
			30								
		GB 30									
12/15	at Seattle	Kickoff	GB 37	10	63	Q1 5:41	5	J. Jacobs: 1-yard run	7	0	
		Punt	GB 20	8	80	Q1 4:49	5	R. Doubs: 13-yard pass from J. Love	14	0	
		Kickoff	GB 29	8	51	Q2 3:38	2	B. McManus: 39-yard FG	17	3	
		Interception	GB 14	7	83	Q2 2:54	3	B. McManus: 21-yard FG	20	3	
		Kickoff	GB 30	7	65	Q3 4:44	2	B. McManus: 23-yard FG	23	6	
		Interception	SEA 3	27	27	Q4 0:18	1	R. Doubs: 22-yard pass from J. Love	30	13	
12/23	--	--	--	--	--	--	--	--	--		
12/29	--	--	--	--	--	--	--	--	--		

SCORING DRIVES

01/05	--	--	--	--	--	--	--	--	--
AVG			7.3	55.8	3:35			3.0	
TOTALS			499	3,791	244:00			204	

DRIVE CHARTS - OPENING DRIVES

2024 REGULAR SEASON

		PACKERS								OPPONENT							
		FIRST HALF				SECOND HALF				FIRST HALF				SECOND HALF			
DATE	OPPONENT	PLAYS	YDS	TIME	RESULT	PLAYS	YDS	TIME	RESULT	PLAYS	YDS	TIME	RESULT	PLAYS	YDS	TIME	RESULT
09/06	at Philadelphia	6	22	3:20	Punt	6	70	2:14	TD	3	-5	0:54	INT	2	70	0:51	TD
09/15	Indianapolis	8	42	4:30	FG	7	23	3:55	FG	3	3	0:51	Punt	6	16	2:40	Downs
09/22	at Tennessee	6	70	2:35	TD	5	36	3:13	TD	10	70	5:10	TD	6	22	3:22	Downs
09/29	Minnesota	10	51	5:06	Miss FG	3	6	1:07	Punt	6	73	3:07	TD	7	62	3:35	INT
10/06	at L.A. Rams	3	-5	1:43	Punt	2	70	0:43	TD	3	7	1:27	Punt	5	46	3:02	FUM
10/13	Arizona	5	16	2:02	Punt	9	70	5:15	TD	3	1	1:32	Punt	9	53	5:57	FG
10/20	Houston	4	30	2:12	INT	9	71	5:22	TD	4	6	1:00	FG	3	-3	2:13	Punt
10/27	at Jacksonville	6	16	3:29	Punt	4	20	2:48	Punt	3	8	1:37	Punt	3	8	1:29	Punt
11/03	Detroit	14	63	7:54	FG	3	7	1:28	Punt	13	70	7:10	TD	9	71	5:28	TD
11/17	at Chicago	8	70	3:45	TD	6	70	3:43	TD	8	34	3:26	FG	10	61	4:43	FG
11/24	San Francisco	12	67	7:25	TD	3	0	1:28	Punt	3	3	2:40	Punt	7	40	4:13	Downs
11/28	Miami	3	-4	1:30	Punt	8	72	5:10	FG	5	-3	4:07	Punt	3	2	2:08	Punt
12/05	at Detroit	5	19	3:03	Punt	5	70	1:45	TD	11	70	5:19	TD	2	-4	0:54	INT
12/15	at Seattle	10	63	5:41	TD	3	6	2:40	Punt	4	12	2:36	Punt	8	19	4:34	Punt

DRIVE EFFICIENCY - GAME-BY-GAME

2024 REGULAR SEASON GREEN BAY PACKERS DRIVES ENDED BY...
(THROUGH WEEK 15)

DATE	TEAMS	DRIVES	3/OUT	TD	FGA	FGM	PNT	DWN	TRN	SAF	CLK	POINTS	PTS/DRV	EFF
9/6	Green Bay	11	1	3	4	3	2	0	1	0	1	29	2.64	0.545
	at Philadelphia	11	4	4	2	2	2	0	3	0	0	34	3.09	0.545
9/15	Green Bay	10	2	1	4	3	3	0	1	0	1	16	1.60	0.400
	Indianapolis	10	1	1	2	1	3	1	3	0	0	10	1.00	0.200
9/22	Green Bay	10	3	2	3	3	5	0	0	0	0	23	2.30	0.500
	at Tennessee	11	3	2	0	0	4	1	3	0	1	14	1.27	0.182
9/29	Green Bay	15	5	4	2	0	3	2	4	0	0	29	1.93	0.267
	Minnesota	15	7	4	1	1	5	1	2	0	2	31	2.07	0.333
10/6	Green Bay	11	5	3	1	1	5	0	1	0	1	24	2.18	0.364
	at L.A. Rams	9	1	2	0	0	3	2	2	0	0	13	1.44	0.222
10/13	Green Bay	11	1	4	3	2	1	0	1	0	1	34	3.09	0.545
	Arizona	10	4	1	2	2	4	0	3	0	0	13	1.30	0.300
10/20	Green Bay	11	6	3	1	1	5	0	2	0	0	24	2.18	0.364
	Houston	12	4	2	3	3	6	0	0	0	1	22	1.83	0.417
10/27	Green Bay	13	3	3	3	3	5	0	1	0	1	30	2.31	0.462
	at Jacksonville	12	7	3	2	2	5	0	2	0	0	27	2.25	0.417
11/3	Green Bay	9	2	1	3	2	2	1	1	0	1	14	1.56	0.333
	Detroit	8	2	2	1	1	4	0	0	0	1	17	2.13	0.375
11/17	Green Bay	7	1	3	0	0	1	1	1	0	1	20	2.86	0.429
	at Chicago	7	0	2	3	2	2	0	0	0	0	19	2.71	0.571
11/24	Green Bay	11	4	5	1	1	4	1	0	0	0	38	3.45	0.545
	San Francisco	12	8	1	1	1	3	2	3	0	2	10	0.83	0.167
11/28	Green Bay	10	2	3	3	3	4	0	0	0	0	30	3.00	0.600
	Miami	9	1	2	1	1	3	2	0	0	1	17	1.89	0.333
12/5	Green Bay	10	4	4	1	1	3	0	1	0	1	31	3.10	0.500
	at Detroit	10	3	4	2	2	2	1	1	0	0	34	3.40	0.600
12/15	Green Bay	12	5	3	3	3	4	1	1	0	0	30	2.50	0.500
	at Seattle	12	5	1	2	2	6	0	2	0	1	13	1.08	0.250
12/23	Green Bay	--	--	--	--	--	--	--	--	--	--	--	--	--
	New Orleans	--	--	--	--	--	--	--	--	--	--	--	--	--
12/29	Green Bay	--	--	--	--	--	--	--	--	--	--	--	--	--
	at Minnesota	--	--	--	--	--	--	--	--	--	--	--	--	--
1/5	Green Bay	--	--	--	--	--	--	--	--	--	--	--	--	--
	Chicago	--	--	--	--	--	--	--	--	--	--	--	--	--
TOTALS	PACKERS	151	44	42	32	26	47	6	15	0	8	372	2.46	0.450
	OPPONENTS	148	50	31	22	20	52	10	24	0	9	274	1.85	0.345

YARDS GAINED BY DOWN

PACKERS 2024 REGULAR SEASON YARDS GAINED BY DOWN

		PACKERS												OPPONENT											
		1ST DOWN			2ND DOWN			3RD DOWN			4TH DOWN			1ST DOWN			2ND DOWN			3RD DOWN			4TH DOWN		
Date	Opponent	Att	Yds	Avg	Att	Yds	Avg	Att	Yds	Avg	Att	Yds	Avg	Att	Yds	Avg	Att	Yds	Avg	Att	Yds	Avg	Att	Yds	Avg
09/06	at Philadelphia	27	219	8.1	19	74	3.9	11	119	10.8	1	2	2.0	32	128	4.0	27	219	8.1	14	56	4.0	1	7	7.0
09/15	Indianapolis	28	147	5.3	22	108	4.9	17	139	8.2	0	0	0.0	27	215	8.0	15	58	3.9	9	54	6.0	2	11	5.5
09/22	at Tennessee	25	170	6.8	20	105	5.3	14	121	8.6	0	0	0.0	26	159	6.1	17	61	3.6	9	17	1.9	1	0	0.0
09/29	Minnesota	35	261	7.5	25	171	6.8	12	54	4.5	2	0	0.0	31	216	7.0	21	66	3.1	11	92	8.4	1	0	0.0
10/06	at L.A. Rams	27	112	4.1	23	206	9.0	8	10	1.3	0	0	0.0	30	161	5.4	26	136	5.2	16	67	4.2	4	6	1.5
10/13	Arizona	31	175	5.6	26	185	7.1	12	63	5.3	1	14	14.0	25	167	6.7	20	128	6.4	10	18	1.8	0	0	0.0
10/20	Houston	26	98	3.8	20	133	6.7	10	46	4.6	0	0	0.0	25	94	3.8	20	105	5.3	13	-2	-0.2	0	0	0.0
10/27	at Jacksonville	32	212	6.6	23	190	8.3	12	32	2.7	0	0	0.0	28	238	8.5	18	137	7.6	9	13	1.4	1	2	2.0
11/03	Detroit	26	184	7.1	21	161	7.7	12	36	3.0	3	30	10.0	23	125	5.4	18	88	4.9	12	30	2.5	2	18	9.0
11/17	at Chicago	23	191	8.3	14	148	10.6	5	22	4.4	1	5	5.0	28	154	5.5	21	82	3.9	16	122	7.6	3	33	11.0
11/24	San Francisco	28	108	3.9	24	140	5.8	13	74	5.7	2	3	1.5	22	171	7.8	13	28	2.2	10	39	3.9	2	3	1.5
11/28	Miami	25	212	8.5	17	73	4.3	11	103	9.4	1	0	0.0	29	212	7.3	17	65	3.8	14	75	5.4	5	37	7.4
12/05	at Detroit	22	58	2.6	18	220	12.2	5	20	4.0	0	0	0.0	33	182	5.5	23	130	5.7	15	67	4.5	5	12	2.4
12/15	at Seattle	27	205	7.6	21	117	5.6	12	47	3.9	1	0	0.0	24	105	4.4	19	80	4.2	13	23	1.8	0	0	0.0
12/23	New Orleans	--	--	--	--	--	--	--	--	--	--	--	--	--	--	--	--	--	--	--	--	--	--	--	--
12/29	at Minnesota	--	--	--	--	--	--	--	--	--	--	--	--	--	--	--	--	--	--	--	--	--	--	--	--
01/05	Chicago	--	--	--	--	--	--	--	--	--	--	--	--	--	--	--	--	--	--	--	--	--	--	--	--
TOTALS		382	2,352	6.2	293	2,031	6.9	154	886	5.8	12	54	4.5	383	2,327	6.1	275	1,383	5.0	171	671	3.9	27	129	4.8

THIRD-DOWN EFFICIENCY

PACKERS 2024 REGULAR SEASON THIRD-DOWN EFFICIENCY

		PACKERS											
Date	Opponent	3rd & 1	3rd & 2	3rd & 3	3rd & 4	3rd & 5	3rd & 6	3rd & 7	3rd & 8	3rd & 9	3rd & 10+	Total	
09/06	at Philadelphia	0/1	0/0	0/0	0/0	1/3	1/3	0/0	0/0	0/0	1/4	3/11	
09/15	Indianapolis	2/2	1/1	1/1	1/1	4/4	0/1	0/1	0/0	1/1	0/5	10/17	
09/22	at Tennessee	0/0	1/2	0/2	0/0	0/2	1/2	1/2	0/0	0/0	2/4	5/14	
09/29	Minnesota	1/1	1/1	0/1	0/1	0/0	1/2	0/1	0/0	0/0	1/5	4/12	
10/06	at L.A. Rams	0/0	0/1	0/0	0/0	0/0	0/0	0/1	0/0	0/0	1/6	1/8	
10/13	Arizona	1/1	0/1	1/1	2/3	3/4	0/1	0/0	0/0	0/0	0/1	7/12	
10/20	Houston	0/1	1/1	1/3	1/1	1/1	0/0	0/1	0/0	0/1	0/1	4/10	
10/27	at Jacksonville	1/1	0/0	0/0	1/1	1/3	0/1	0/1	0/0	0/2	0/2	3/11	
11/03	Detroit	3/4	0/0	0/2	0/1	0/1	0/1	0/0	0/1	0/0	0/2	3/12	
11/17	at Chicago	0/0	0/0	0/1	0/0	0/1	0/0	0/0	0/0	0/0	1/3	1/5	
11/24	San Francisco	2/2	0/2	0/0	1/2	1/1	0/0	0/1	0/0	0/1	2/4	6/13	
11/28	Miami	0/1	1/1	2/2	1/2	0/0	1/1	0/1	0/0	0/0	0/3	5/11	
12/05	at Detroit	0/0	0/0	0/0	0/0	0/1	0/1	0/0	0/0	0/1	1/2	1/5	
12/15	at Seattle	2/3	0/2	1/2	1/1	1/1	0/2	0/0	0/0	0/0	0/1	5/12	
12/23	New Orleans	--	--	--	--	--	--	--	--	--	--	--	
12/29	at Minnesota	--	--	--	--	--	--	--	--	--	--	--	
01/05	Chicago	--	--	--	--	--	--	--	--	--	--	--	
TOTALS		12 / 17	5 / 12	6 / 15	8 / 13	12 / 22	4 / 15	1 / 9	0 / 1	1 / 6	9 / 43	58 / 153	
		70.6%	41.7%	40.0%	61.5%	54.5%	26.7%	11.1%	0.0%	16.7%	20.9%	37.9%	
		3RD & 1-3: 23 / 44 = 52.3%					3RD & 4-6: 24 / 50 = 48.0%			3RD & 7-10+: 11 / 59 = 18.6%			

OPPONENT 2024 REGULAR SEASON THIRD-DOWN EFFICIENCY

		OPPONENT											
Date	Opponent	3rd & 1	3rd & 2	3rd & 3	3rd & 4	3rd & 5	3rd & 6	3rd & 7	3rd & 8	3rd & 9	3rd & 10+	Total	
09/06	at Philadelphia	2/4	0/1	0/0	0/0	0/0	0/1	1/2	1/3	0/0	0/3	4/14	
09/15	Indianapolis	1/2	0/0	0/0	0/0	0/0	0/0	0/1	0/2	0/0	1/4	2/9	
09/22	at Tennessee	1/1	0/0	1/2	0/0	0/0	0/0	0/1	0/1	1/1	0/3	3/9	
09/29	Minnesota	1/4	0/0	0/0	0/0	0/0	0/1	0/1	0/1	0/0	3/4	4/11	
10/06	at L.A. Rams	6/6	0/0	1/3	0/1	1/1	0/1	0/0	0/0	0/0	0/4	8/16	
10/13	Arizona	1/2	1/1	2/2	0/0	0/1	0/2	0/1	0/0	0/1	0/0	4/10	
10/20	Houston	2/2	1/1	0/0	0/1	0/2	0/1	0/0	0/1	0/1	1/4	4/13	
10/27	at Jacksonville	0/1	0/2	0/1	0/1	1/1	0/0	0/1	0/1	0/0	0/1	1/9	
11/03	Detroit	2/3	0/0	1/1	0/1	1/1	0/1	0/1	0/0	0/1	0/3	4/12	
11/17	at Chicago	3/3	2/3	0/0	1/2	1/1	0/0	0/0	1/2	1/2	0/3	9/16	
11/24	San Francisco	0/0	0/0	1/1	0/0	0/1	1/1	1/2	0/2	0/0	0/3	3/10	
11/28	Miami	2/4	0/0	0/0	0/0	0/1	1/2	0/0	0/2	1/1	0/4	4/14	
12/05	at Detroit	1/3	2/2	1/1	1/2	1/3	0/1	1/1	0/1	0/0	0/1	7/15	
12/15	at Seattle	0/0	1/2	1/1	1/2	1/1	0/0	0/1	0/0	0/1	0/5	4/13	
12/23	New Orleans	--	--	--	--	--	--	--	--	--	--	--	
12/29	at Minnesota	--	--	--	--	--	--	--	--	--	--	--	
01/05	Chicago	--	--	--	--	--	--	--	--	--	--	--	
TOTALS		22 / 35	7 / 12	8 / 12	3 / 10	6 / 13	2 / 11	3 / 12	2 / 16	3 / 8	5 / 42	61 / 171	
		62.9%	58.3%	66.7%	30.0%	46.2%	18.2%	25.0%	12.5%	37.5%	11.9%	35.7%	
		3RD & 1-3: 37 / 59 = 62.7%			3RD & 4-6: 11 / 34 = 32.4%			3RD & 7-10+: 13 / 78 = 16.7%					

FOURTH-DOWN EFFICIENCY

2024 REGULAR SEASON FOURTH-DOWN EFFICIENCY

Date	Opponent	PACKERS						OPPONENT					
		4th & 1	4th & 2	4th & 3	4th & 4	4th & 5+	Total	4th & 1	4th & 2	4th & 3	4th & 4	4th & 5+	Total
09/06	at Philadelphia	0/0	1/1	0/0	0/0	0/0	1/1	0/0	0/0	1/1	0/0	0/0	1/1
09/15	Indianapolis	0/0	0/0	0/0	0/0	0/0	0/0	0/0	0/0	0/0	0/1	1/1	1/2
09/22	at Tennessee	0/0	0/0	0/0	0/0	0/0	0/0	0/0	0/1	0/0	0/0	0/0	0/1
09/29	Minnesota	0/0	0/0	0/0	0/0	0/2	0/2	0/1	0/0	0/0	0/0	0/0	0/1
10/06	at L.A. Rams	0/0	0/0	0/0	0/0	0/0	0/0	2/2	0/0	0/0	0/1	0/1	2/4
10/13	Arizona	1/1	0/0	0/0	0/0	0/0	1/1	0/0	0/0	0/0	0/0	0/0	0/0
10/20	Houston	0/0	0/0	0/0	0/0	0/0	0/0	0/0	0/0	0/0	0/0	0/0	0/0
10/27	at Jacksonville	0/0	0/0	0/0	0/0	0/0	0/0	1/1	0/0	0/0	0/0	0/0	1/1
11/03	Detroit	1/2	0/0	0/0	0/0	1/1	2/3	1/1	0/0	1/1	0/0	0/0	2/2
11/17	at Chicago	0/0	0/0	0/0	0/0	0/1	0/1	1/1	1/1	1/1	0/0	0/0	3/3
11/24	San Francisco	1/1	0/1	0/0	0/0	0/0	1/2	0/0	0/1	0/0	0/0	0/1	0/2
11/28	Miami	0/0	0/0	0/0	0/0	0/0	0/0	1/2	0/0	0/0	1/1	1/2	3/5
12/05	at Detroit	0/0	0/0	0/0	0/0	0/0	0/0	2/3	1/1	1/1	0/0	0/0	4/5
12/15	at Seattle	0/0	0/1	0/0	0/0	0/0	0/1	0/0	0/0	0/0	0/0	0/0	0/0
12/23	New Orleans	--	--	--	--	--	--	--	--	--	--	--	--
12/29	at Minnesota	--	--	--	--	--	--	--	--	--	--	--	--
01/05	Chicago	--	--	--	--	--	--	--	--	--	--	--	--
TOTALS		3/4	1/3	0/0	0/0	1/4	5/11	8/11	2/4	4/4	1/3	2/5	17/27
		75.0%	33.3%	0.0%	0.0%	25.0%	45.5%	72.7%	50.0%	100.0%	33.3%	40.0%	63.0%

INSIDE THE 20

DATE	OPPONENT	OFFENSE	DEFENSE
09/06	at Philadelphia	FG - 31 yards FG - 23 yards TD - Pass FG - 26 yards	TD - Pass TD - Run FG - 38 yards TD - Run Interception FG - 21 yards
09/15	Indianapolis	TD - Pass Fumble FG - 34 yards	FG - 34 yards TD - Pass
09/22	at Tennessee	TD - Run FG - 21 yards FG - 26 yards	TD - Pass TD - Pass
09/29	Minnesota	Missed FG TD - Pass TD - Pass TD - Pass TD - Pass	TD - Pass TD - Run TD - Pass FG - 33 yards Downs
10/06	at L.A. Rams	TD - Run FG - 46 yards TD - Pass	Downs TD - Run TD - Pass
10/13	Arizona	TD - Pass TD - Pass FG - 36 yards End of Game	TD - Pass FG - 38 yards Fumble
10/20	Houston	TD - Pass TD - Pass	FG - 23 yards TD - Run TD - Run FG - 35 yards
10/27	at Jacksonville	Interception TD - Run FG - 31 yards FG - 38 yards TD - Pass FG - 24 yards	TD - Run TD - Pass TD - Pass
11/03	Detroit	FG - 30 yards FG - 38 yards Downs TD - Run	TD - Pass FG - 27 yards TD - Run End of Game
11/17	at Chicago	TD - Pass Interception TD - Run Downs TD - Run	TD - Run FG - 27 yards
11/24	San Francisco	TD - Pass TD - Run TD - Run TD - Run TD - Pass	TD - Pass
11/28	Miami	TD - Pass TD - Run TD - Pass FG - 24 yards FG - 33 yards	FG - 33 yards TD - Pass Downs TD - Pass
12/05	at Detroit	TD - Run TD - Pass TD - Run TD - Run FG - 32 yards	TD - Run TD - Pass TD - Pass TD - Pass FG - 35 yards
12/15	at Seattle	TD - Run TD - Pass FG - 21 yards FG - 23 yards	Interception
12/23	New Orleans	--	--
12/29	at Minnesota	--	--
01/05	Chicago	--	--

	OFFENSE DEFENSE	
Inside the 20	58	45
Scores	51	38
Touchdowns	33	27
Field Goals	18	11
Total Points in 20	286	220
Fumbles	1	1
Interceptions	2	2
Missed Field Goals	1	0
Lost on Downs	2	3
End of Half/Game	1	1
TDs Outside	9	4
Red-Zone Percentage	56.9	60.0

GOAL-TO-GO SITUATIONS

DATE	OPPONENT	OFFENSE	DEFENSE
09/06	at Philadelphia	Field Goal - 23 yards TD - Pass	Field Goal - 21 yards
09/15	Indianapolis	Fumble	TD - Pass
09/22	at Tennessee	TD - Run Field Goal - 21 yards	TD - Pass
09/29	Minnesota	TD - Pass	TD - Pass TD - Run TD - Pass
10/06	at L. A. Rams	TD - Run TD - Pass	Lost on Downs TD - Run TD - Pass
10/13	Arizona	TD - Pass	TD - Pass
10/20	Houston	TD - Pass	TD - Run
10/27	at Jacksonville	TD - Run Field Goal - 31 yards TD - Pass Field Goal - 24 yards	TD - Run
11/03	Detroit	NONE	TD - Pass Field Goal - 27 yards
11/17	at Chicago	TD - Run Lost on Downs TD - Run	TD - Run
11/24	San Francisco	TD - Run TD - Run TD - Run TD - Pass	TD - Pass
11/28	Miami	TD - Pass TD - Run Field Goal - 33 yards	Field Goal - 33 yards Lost on Downs
12/05	at Detroit	TD - Run TD - Run TD - Run Field Goal - 32 yards	TD - Run TD - Pass TD - Pass TD - Pass
12/15	at Seattle	TD - Run Field Goal - 21 yards	NONE
12/23	New Orleans	--	--
12/29	at Minnesota	--	--
01/05	Chicago	--	--

	OFFENSE DEFENSE	
Goal-To-Go Situations	30	22
Scores	28	20
Touchdowns	21	17
Field Goals	7	3
Total Points	167	126
Fumbles	1	0
Interceptions	0	0
Missed Field Goals	0	0
Missed Field Goals (G2G)	0	0
Lost on Downs	1	2
End of Half/Game	0	0
Goal-to-Go Percentage	70.0	77.3

BIG PLAYS OF 20+ YARDS

2024 REGULAR SEASON - BIG PLAYS OF 20+ YARDS														
DATE	OPPONENT	QTR	PACKERS PLAYER	RUN	PASS	DOWN	RESULT	QTR	OPP. PLAYER	RUN	PASS	DOWN	RESULT	
09/06	at Philadelphia	2	Jayden Reed run	33		1-10-PH1 33	TD	2	Jalen Hurts -> A.J. Brown	20		3-8-PH1 32	TD	
		2	Jordan Love -> Jayden Reed		70	3-10-GB 30	TD	2	Jalen Hurts -> DeVonta Smith	25		2-9-GB 47	TD	
		3	Jordan Love -> Tucker Kraft	22	29	1-10-PH 45	TD	2	Jalen Hurts -> Dallas Goedert	21		3-7-PH1 39	FG	
		3	Josh Jacobs run	32		1-10-PH 47	Miss FG	3	Jalen Hurts -> A.J. Brown	34		2-9-PH1 33	TD	
		4	Josh Jacobs run	22		1-10-GB 13	FG	3	Saquon Barkley run	34		1-10-PH1 33	INT	
4	Jordan Love -> Jayden Reed		26	3-5-50										
4	Jordan Love -> Jayden Reed		33	1-10-GB 16										
09/15	Indianapolis	1	Josh Jacobs run	34		1-20-GB 35	FG	3	Anthony Richardson -> Mo Alie-Cox			22	1-10-GB 43	FG
		1	Jayden Reed run	22		1-10-GB 18	TD	3	Jonathan Taylor run	29		1-10-IND 34	Miss FG	
		4	Malik Willis -> Romeo Doubs	39		3-5-GB 45	FG	4	Anthony Richardson -> Adonai Mitchell	30		1-10-IND 30	INT	
		4	Jordan Love -> Jayden Reed					4	Anthony Richardson run	21		3-10-IND 20	INT	
09/22	at Tennessee	1	Malik Willis -> Jayden Reed	30		1-10-GB 30	TD	1	Will Lewis -> Josh Whyle	23		1-10-TEN 30	TD	
		1	Malik Willis -> Christian Watson	30		2-6-TEN 36	TD	1	Will Lewis -> Tyler Boyd	20		3-9-GB 25	TD	
		1	Malik Willis run	20		3-2-GB 38	FG	3	Will Lewis -> Tyjae Spears	29		1-10-TEN 32	TD	
		1	Malik Willis run	29		1-10-TEN 31	FG	3	Will Lewis -> DeAndre Hopkins	20		1-10-TEN 30	FUM	
		2	Malik Willis -> Tucker Kraft	21		1-10-GB 18	Punt							
2	Malik Willis -> Christian Watson	37		3-18-50										
3	Malik Willis -> Emanuel Wilson	30		2-15-TEN 30	TD									
09/29	Minnesota	1	Jordan Love -> Jayden Reed	24		2-8-MIN 40	Miss FG	1	Sam Darnold -> Jalen Nailor	31		3-14-MIN 40	TD	
		2	Jordan Love -> Romeo Doubs	20		1-10-GB 30	Miss FG	1	Sam Darnold -> Jordan Addison	29		1-10-GB 29	TD	
		2	Jordan Love -> Tucker Kraft	21		3-10-GB 30	Downs	3	Sam Darnold -> Jordan Addison	25		3-10-MIN 18	INT	
		4	Jordan Love -> Bo Melton	28		2-7-GB 45	TD	4	Sam Darnold -> Justin Jefferson	27		2-2-GB 45	FG	
		4	Jordan Love -> Dontayvion Wicks	36		1-10-GB 30	INT							
4	Jordan Love -> Jayden Reed	21		1-10-GB 20	TD									
4	Jordan Love -> Jayden Reed	42		1-10-GB 41	TD									
10/06	at L.A. Rams	1	Jordan Love -> Jayden Reed	53		2-10-GB 45	TD	1	Matthew Stafford -> Tutu Atwell			24	2-2-LAR 38	Downs
		3	Jordan Love -> Tucker Kraft	66		2-6-GB 34	TD	1	Kyren Williams run	30		1-10-GB 38	Downs	
		3	Jordan Love -> Josh Jacobs	21		2-8-LAR 41	TD	3	Matthew Stafford -> Jordan Whittington	31		3-1-LAR 38	FUM	
10/13	Arizona	2	Jordan Love -> Ben Sims	28		2-5-GB 15	FG	2	Kyle Murray -> Trey McBride	27		1-10-GB 37	TD	
		2	Jordan Love -> Christian Watson	44		1-10-ARI 44	TD	3	Trey Benson run	20		1-10-GB 45	FG	
10/20	Houston	1	Jordan Love -> Romeo Doubs	33		1-10-GB 20	INT	1	C.J. Stroud -> Dalton Schultz	28		1-10-HOU 20	Punt	
		2	Jordan Love -> Dontayvion Wicks	20		2-10-HOU 30	TD	2	Joe Mixon run	32		2-6-HOU 49	TD	
		3	Josh Jacobs run	27		1-10-HOU 45	TD							
10/27	at Jacksonville	1	Jordan Love -> Romeo Doubs	29		1-10-GB 8	INT	2	Trevor Lawrence -> Christian Kirk	33		1-10-JAX 30	TD	
		2	Jordan Love -> Tucker Kraft	67		2-6-GB 24	FG	2	Trevor Lawrence -> Parker Washington	23		2-8-JAX 28	FG	
		2	Jordan Love -> Romeo Doubs	25		2-10-GB 42	FG	2	Trevor Lawrence -> Brian Thomas Jr.	28		1-10-GB 49	FG	
		3	Malik Willis run	20		1-10-GB 42	TD	3	Trevor Lawrence -> Tim Jones	20		1-10-JAX 7	TD	
		3	Josh Jacobs run	38		1-10-JAX 38	TD	3	Trevor Lawrence -> Christian Kirk	26		2-8-GB 45	TD	
4	Malik Willis -> Jayden Reed	51		2-6-GB 34	FG	4	Trevor Lawrence -> Brenton Strange	21		1-10-JAX 31	FG			
4	Trevor Lawrence -> Brenton Strange	21		3-5-GB 35	TD									
11/03	Detroit	2	Josh Jacobs run	37		1-10-GB 24	Punt	2	Jared Goff -> Amon-Ra St. Brown	26		1-10-DET 36	FG	
		2	Jordan Love -> Jayden Reed		41	1-10-GB 48	Half							
		3	Jordan Love -> Jayden Reed		32	2-6-GB 29	FG							
		4	Jordan Love -> Jayden Reed		28	4-5-GB 36	Downs							
11/17	at Chicago	2	Jordan Love -> Josh Jacobs	23		1-10-CHI 48	INT	3	Caleb Williams -> Cole Kmet	25		1-10-CHI 44	FG	
		3	Jordan Love -> Josh Jacobs	21		2-7-GB 33	TD	3	D'Andre Swift run	38		2-10-GB 39	TD	
		3	Jordan Love -> Christian Watson	25		1-10-CHI 32	TD	4	Caleb Williams -> Rome Odunze	21		4-3-CHI 37	Miss FG	
		4	Jordan Love -> Christian Watson	48		1-10-GB 44	Downs							
		4	Jordan Love -> Christian Watson	60		2-6-GB 26	TD							
11/24	San Francisco	2	Jordan Love -> Romeo Doubs	29		3-11-GB 28	TD	2	Brandon Allen -> Deebo Samuel Sr.	21		1-10-GB 39	TD	
		4	Jordan Love -> Romeo Doubs	25		2-11-GB 43	TD	3	Brandon Allen -> George Kittle	30		1-10-SF 22	INT	
		3	Jordan Love -> Dontayvion Wicks	21		2-7-DET 27	TD	3	Brandon Allen -> Jauan Jennings	20		1-10-SF 26	FG	
		4	Jordan Love -> Dontayvion Wicks	26		2-10-DET 45	FG	3	Brandon Allen -> George Kittle	21		1-10-SF 30	FUM	
4	Jordan Love -> Dontayvion Wicks	26		2-10-DET 45	FG	4	Brandon Allen -> Christian McCaffrey	23		1-10-SF 30	FUM			
11/28	Miami	2	Jayden Reed run	23		1-10-GB 30	Punt	4	Tua Tagovailoa -> Tyreek Hill	34		1-10-MIA 42	Downs	
		2	Jordan Love -> Christian Watson	21		1-15-MIA 41	TD	4	Tua Tagovailoa -> Tyreek Hill	20		3-9-MIA 34	TD	
		3	Jordan Love -> Christian Watson	46		3-6-GB 26	FG							
4	Jordan Love -> Josh Jacobs	49		1-10-GB 32	FG									
12/05	at Detroit	2	Jordan Love -> Christian Watson	20		2-3-GB 24	FUM	1	Jared Goff -> Jameson Williams	28		3-3-GB 38	TD	
		3	Jordan Love -> Christian Watson	59		2-11-GB 29	TD	2	Jared Goff -> Jameson Williams	20		2-2-DET 38	TD	
		3	Jordan Love -> Tucker Kraft	21		2-7-DET 27	TD	3	Jahmyr Gibbs run	20		2-1-GB 28	TD	
		4	Jordan Love -> Christian Watson	29		2-14-GB 26	FG							
		4	Jordan Love -> Dontayvion Wicks	26		2-10-DET 45	FG							
12/15	at Seattle	1	Jordan Love -> Josh Jacobs	21		1-10-GB 20	TD	1	Geno Smith -> Jaxon Smith-Njigba	25		2-13-SEA 27	FG	
		2	Jordan Love -> Christian Watson	36		1-10-GB 40	FG	3	Geno Smith -> Tyler Lockett	22		1-10-GB 46	FG	
		2	Jordan Love -> Tucker Kraft	26		2-12-GB 12	FG	4	Zach Charbonnet run	24		2-6-GB 24	TD	
		4	Jordan Love -> Romeo Doubs	22		3-5-SEA 22	TD							
12/23	--	--	--	--	--	--	--	--	--	--	--	--		
12/29	--	--	--	--	--	--	--	--	--	--	--	--		
01/05	--	--	--	--	--	--	--	--	--	--	--	--		

TOTALS 63 - 2,039 (32.4), 9 TDS (12 RUNS, 2 TDS, 51 PASSES, 7 TDS) 49 - 1,277 (26.1), 4 TDS (9 RUNS, 2 TDS, 40 PASSES, 2 TDS)

BIG PLAYS: RUSH 10+, RECEPTIONS 20+, RETURNS 30+

DATE	OPPONENT	RUSHES				RECEPTIONS				RETURNS			
		GAIN	PLAYER	QTR	RESULT	GAIN	PLAYER	QTR	RESULT	GAIN	PLAYER	QTR	RESULT
09/06	at Philadelphia	14	Emanuel Wilson	2'	TD	70	Jayden Reed	2	TD				
		18	Emanuel Wilson	2'	TD	29	Tucker Kraft	3	TD				
		33*	Jayden Reed	2'	TD	26	Jayden Reed	4	FG				
		22	Josh Jacobs	3	Miss FG	33	Jayden Reed	4	Game				
		32	Josh Jacobs	4	FG								
09/15	Indianapolis	12	Josh Jacobs	1'	FG	39	Romeo Doubs	4	FG				
		34	Josh Jacobs	1'	FG								
		22	Jayden Reed	1'	TD								
		16	Bo Melton	1'	TD								
		12	Malik Willis	1'	TD								
		15	Jayden Reed	1'	Fumble								
		19	Malik Willis	2'	Fumble								
		16	Josh Jacobs	2	Punt								
09/22	at Tennessee	12	Josh Jacobs	4	Miss FG								
		20	Malik Willis	1'	FG	30	Jayden Reed	1'	TD	35†	Jaire Alexander (INT)	1	INT
		29	Malik Willis	1'	FG	30	Christian Watson	1'	TD				
		10	Emanuel Wilson	2	Punt	21	Tucker Kraft	2	Punt				
		15	Jayden Reed	2	FG	37	Christian Watson	2	FG				
09/29	Minnesota	10	Josh Jacobs	4	FG	30†	Emanuel Wilson	3	TD				
		13	Josh Jacobs	1	Miss FG	24	Jayden Reed	1	Miss FG				
		11	Josh Jacobs	4	TD	20	Romeo Doubs	2	Miss FG				
						21	Tucker Kraft	2	Downs				
						28	Bo Melton	4	TD				
10/06	at L.A. Rams					36	Dontayvion Wicks	4	INT				
						21	Jayden Reed	4'	TD				
						42	Jayden Reed	4	TD				
		11	Josh Jacobs	1	TD	53	Jayden Reed	1	TD				
		11	Jayden Reed	3	TD	66†	Tucker Kraft	3	TD				
10/13	Arizona	12	Jordan Love	4	Punt	21	Josh Jacobs	3	TD				
		13	Josh Jacobs	4	Punt								
		14	Josh Jacobs	1'	TD	28	Ben Sims	2	FG	39	Keisean Nixon (PR)	2	Punt
		16	Bo Melton	1'	TD	44†	Christian Watson	2	TD	37	Keisean Nixon (KR)	2	Half
		11	Bo Melton	4'	Game	20†	Romeo Doubs	3	TD				
10/20	Houston	13	Josh Jacobs	1	TD	23	Romeo Doubs	1	INT	32	Keisean Nixon (KR)	2	INT
		10	Josh Jacobs	3'	TD	30†	Dontayvion Wicks	2	TD				
		27	Josh Jacobs	3	TD								
10/27	at Jacksonville	20	Malik Willis	3'	TD	29	Romeo Doubs	1	INT				
		38†	Josh Jacobs	3'	TD	67	Tucker Kraft	2	FG				
		11	Josh Jacobs	4	Punt	25	Romeo Doubs	2	FG				
						51	Jayden Reed	4	FG				
11/03	Detroit	13	Josh Jacobs	1'	FG	41	Jayden Reed	2	Half				
		11	Josh Jacobs	1'	FG	32	Jayden Reed	3	FG				
		37	Josh Jacobs	2	Punt	28	Jayden Reed	4	Downs				
		19	Emanuel Wilson	4	TD								
11/17	at Chicago	10	Josh Jacobs	1'	TD	23	Josh Jacobs	2	INT				
		13	Emanuel Wilson	1'	TD	21	Josh Jacobs	3'	TD				
		12	Josh Jacobs	4	Downs	25	Christian Watson	3'	TD				
		13	Jordan Love	4	TD	48	Christian Watson	4	Downs				
						60	Christian Watson	4	TD				
11/24	San Francisco	18	Josh Jacobs	1'	TD	29	Romeo Doubs	2	TD	48	Xavier McKinney (INT)	3	INT
		10	Josh Jacobs	1'	TD	25	Dontayvion Wicks	4	TD				
		19	Emanuel Wilson	1	FG								
		13	Josh Jacobs	2	Punt								
11/28	Miami	11	Josh Jacobs	1'	TD	21	Christian Watson	2	TD	43	Keisean Nixon (KR)	1	Punt
		15	Emanuel Wilson	1'	TD	46	Christian Watson	3	FG	30	Keisean Nixon (KR)	2	Punt
		23	Jayden Reed	2	Punt	49	Josh Jacobs	4	FG				
		18	Chris Brooks	2	TD								
12/05	at Detroit	19	Josh Jacobs	2'	TD	20	Christian Watson	2	Fumble				
		14	Jordan Love	2	TD	59	Christian Watson	3	TD				
						21	Tucker Kraft	3	TD				
						29	Christian Watson	4'	FG				
						26	Dontayvion Wicks	4	FG				
12/15	at Seattle	19	Josh Jacobs	1	TD	21	Josh Jacobs	1	TD	39	Keisean Nixon (KR)	1	TD
		13	Jayden Reed	4	Downs	36	Christian Watson	2	FG	30	Keisean Nixon (KR)	2	FG
						26	Tucker Kraft	2	FG				
						22†	Romeo Doubs	4	TD				
12/23	New Orleans	--	--	--	--	--	--	--	--	--	--	--	
12/29	at Minnesota	--	--	--	--	--	--	--	--	--	--	--	
TBD	Chicago	--	--	--	--	--	--	--	--	--	--	--	

* - result within the same drive

BIG-YARDAGE GAMES

2024 REGULAR SEASON BIG-YARDAGE GAMES

100-YARD PASS RECEIVERS

DATE	OPPONENT	PLAYER	REC.	YDS.	AVG.	LG	TD
9/6	at Philadelphia	Jayden Reed	4	138	34.5	70t	1
9/29	vs. Minnesota	Jayden Reed	7	139	19.9	42	1
11/3	vs. Detroit	Jayden Reed	5	113	22.6	41	0
11/17	at Chicago	Christian Watson	4	150	37.5	60	0
12/5	at Detroit	Christian Watson	4	114	28.5	59	0

100-YARD RUSHERS

DATE	OPPONENT	PLAYER	ATT.	YDS.	AVG.	LG	TD
9/15	vs. Indianapolis	Josh Jacobs	32	151	4.7	34	0
10/27	at Jacksonville	Josh Jacobs	25	127	5.1	38t	2
11/24	vs. San Francisco	Josh Jacobs	26	106	4.1	18	3

300-YARD PASSERS

DATE	OPPONENT	PLAYER	ATT.	YDS.	COMP.	LG	TD
9/29	vs. Minnesota	Jordan Love	54	389	32	42	4

2024 OPPONENTS BIG-YARDAGE GAMES

100-YARD PASS RECEIVERS

DATE	OPPONENT	PLAYER	REC.	YDS.	AVG.	LG	TD
9/6	at Philadelphia	A.J. Brown	5	119	23.8	67t	1
11/28	vs. Miami	Jonnu Smith	10	113	11.3	16	0

100-YARD RUSHERS

DATE	OPPONENT	PLAYER	ATT.	YDS.	AVG.	LG	TD
9/6	at Philadelphia	Saquon Barkley	24	109	4.5	34	2
9/15	vs. Indianapolis	Jonathan Taylor	12	103	8.6	29	0
10/6	at L.A. Rams	Kyren Williams	22	102	4.6	30	1
10/20	vs. Houston	Joe Mixon	25	115	4.6	32	2

300-YARD PASSERS

DATE	OPPONENT	PLAYER	ATT.	YDS.	COMP.	LG	TD
10/27	at Jacksonville	Trevor Lawrence	32	308	21	33	2
11/28	vs. Miami	Tua Tagovailoa	46	365	37	30	2

COMPLETIONS BY DISTANCE

2024 REGULAR SEASON

DATE	OPPONENT	QUARTERBACK	LOSS	0-9	10-19	20-29	30-39	40-49	50+
09/06	at Philadelphia	Love	--	9 (1)	4	2	1	--	1 (1)
09/15	Indianapolis	Willis	1	7	3 (1)	--	1	--	--
09/22	at Tennessee	Willis	--	7	1	1	4 (1)	--	--
09/29	Minnesota	Love	1	16 (1)	8 (3)	5	1	1	--
10/06	at L.A. Rams	Love	1	6 (1)	5	1	--	--	2 (1)
10/13	Arizona	Love	--	12 (1)	7 (1)	2 (1)	--	1 (1)	--
10/20	Houston	Love	2	11 (1)	8 (1)	2	1 (1)	--	--
		Love	1	7	3	2	--	--	1
10/27	at Jacksonville	Willis	1	2 (1)	--	--	--	--	1
11/03	Detroit	Love	--	13	7	1	1	1	--
11/17	at Chicago	Love	--	5	3 (1)	3	--	1	1
11/24	San Francisco	Love	--	4 (1)	7 (1)	2	--	--	--
11/28	Miami	Love	2	9 (1)	7 (1)	1	--	2	--
12/05	at Detroit	Love	--	5	2 (1)	4	--	--	1
12/15	at Seattle	Love	--	11	4 (1)	4 (1)	1	--	--
12/23	New Orleans	--	--	--	--	--	--	--	--
12/29	at Minnesota	--	--	--	--	--	--	--	--
01/05	Chicago	--	--	--	--	--	--	--	--
	PLAYER TOTALS	Love	7	108 (7)	65 (10)	29 (2)	5 (1)	6 (1)	6 (2)
		Willis	2	16 (1)	4 (1)	1	5 (1)	--	1
	TEAM TOTALS		9	124 (8)	69 (11)	30 (2)	10 (2)	6 (1)	7 (2)

WEEKLY INDIVIDUAL STATISTICAL LEADERS

2024 REGULAR SEASON GREEN BAY PACKERS WEEK-BY-WEEK LEADERS (THROUGH WEEK 15)																			
		SCORING		PASSING YARDS		CARRIES		RUSHING YARDS		RECEPTIONS		RECEIVING YARDS		TACKLES		SOLO TACKLES		SACKS	
DATE	OPPONENT	PLAYER	NO.	PLAYER	NO.	PLAYER	NO.	PLAYER	NO.	PLAYER	NO.	PLAYER	NO.	PLAYER	NO.	PLAYER	NO.	PLAYER	NO.
09/06	at Eagles	J. Reed	12	J. Love	260	J. Jacobs	16	J. Jacobs	84	R. Doubs	4	J. Reed	138	J. Bullard	11	J. Bullard	11	K. Nixon	1.0
09/15	Colts	B. Narveson	10	M. Willis	122	J. Jacobs	32	J. Jacobs	151	D. Wicks R. Doubs	3	R. Doubs	62	Q. Walker	6	Q. Walker	6	R. Doubs	1.0
09/22	at Titans	B. Narveson	12	M. Willis	202	J. Jacobs	14	M. Willis	73	J. Reed	4	C. Watson	67	I. McDuffie	9	I. McDuffie	6	D. Wyatt	2.0
09/29	Vikings	D. Wicks	12	J. Love	389	J. Jacobs	9	J. Jacobs	51	J. Reed	7	J. Reed	139	Q. Walker	8	Q. Walker	6	K. Nixon	1.0
10/06	at Rams	T. Kraft	12	J. Love	224	J. Jacobs	19	J. Jacobs	73	J. Reed T. Kraft	4	T. Kraft	88	E. Williams	10	Q. Walker	6	K. Brooks	1.5
10/13	Cardinals	R. Doubs	12	J. Love	258	J. Jacobs	18	J. Jacobs	62	J. Reed	6	C. Watson	68	Q. Walker	11	Q. Walker	10	--	--
10/20	Texans	D. Wicks T. Kraft J. Jacobs B. McManus	6	J. Love	220	J. Jacobs	12	J. Jacobs	76	R. Doubs	8	R. Doubs	94	E. Williams	9	E. Williams	6	E. Wilson	2.0
10/27	at Jaguars	J. Jacobs B. McManus	12	J. Love	196	J. Jacobs	25	J. Jacobs	127	C. Watson	4	T. Kraft	78	E. Wilson	9	E. Wilson	5	E. Cooper	1.0
11/03	Lions	E. Wilson B. McManus	6	J. Love	273	J. Jacobs	13	J. Jacobs	95	J. Reed	5	J. Reed	113	Q. Walker	12	Q. Walker	7	R. Gary	0.5
11/17	at Bears	J. Love J. Jacobs J. Reed	6	J. Love	261	J. Jacobs	18	J. Jacobs	76	C. Watson	4	C. Watson	150	X. McKinney C. Valentine	9	X. McKinney J. Bullard	6	R. Gary	1.0
11/24	49ers	J. Jacobs	18	J. Love	163	J. Jacobs	26	J. Jacobs	106	J. Reed R. Doubs	3	R. Doubs	54	J. Bullard Q. Walker	7	J. Bullard Q. Walker	6	R. Gary	1.0
11/28	Dolphins	J. Reed B. McManus	12	J. Love	274	J. Jacobs	19	J. Jacobs	43	T. Kraft	6	T. Kraft	78	I. McDuffie Q. Walker	10	I. McDuffie X. McKinney	7	K. Enagbare	1.0
12/05	at Lions	J. Jacobs	18	J. Love	206	J. Jacobs	18	J. Jacobs	66	D. Wicks C. Watson	4	C. Watson	114	I. McDuffie	15	Q. Walker	6	R. Gary	1.0
12/15	at Seahawks	R. Doubs B. McManus	12	J. Love	229	J. Jacobs	26	J. Jacobs	94	J. Reed	5	C. Watson	56	K. Enagbare E. Cooper K. Nixon	5	K. Enagbare	5	K. Enagbare	2.0
12/23	Saints	--	--	--	--	--	--	--	--	--	--	--	--	--	--	--	--	--	--
12/29	at Vikings	--	--	--	--	--	--	--	--	--	--	--	--	--	--	--	--	--	--
01/05	Bears	--	--	--	--	--	--	--	--	--	--	--	--	--	--	--	--	--	--
MOST TIMES LED (INCLUDING TIES)		J. JACOBS	5	J. LOVE	12	J. JACOBS	14	J. JACOBS	13	J. REED	8	C. WATSON	5	Q. WALKER	7	Q. WALKER	8	R. GARY	5

OPPONENTS																			
		SCORING		PASSING YARDS		CARRIES		RUSHING YARDS		RECEPTIONS		RECEIVING YARDS		TACKLES		SOLO TACKLES		SACKS	
DATE	OPPONENT	PLAYER	NO.	PLAYER	NO.	PLAYER	NO.	PLAYER	NO.	PLAYER	NO.	PLAYER	NO.	PLAYER	NO.	PLAYER	NO.	PLAYER	NO.
09/06	at Eagles	S. Barkley	18	J. Hurts	278	S. Barkley	24	S. Barkley	109	D. Smith	7	A. Brown	119	Z. Baun	15	Z. Baun	11	Z. Baun	2.0
09/15	Colts	A. Pierce	6	A. Richardson	204	J. Taylor	12	J. Taylor	103	A. Pierce	5	A. Pierce	56	N. Cross	15	N. Cross	10	--	--
09/22	at Titans	D. Hopkins	6	W. Lewis	260	T. Pollard	6	T. Pollard	14	D. Hopkins	6	D. Hopkins	73	E. Jones IV	12	E. Jones IV	10	K. Murray Jr.	2.0
09/29	Vikings	J. Addison	12	S. Darnold	275	A. Jones Sr.	22	A. Jones Sr.	93	J. Jefferson	6	J. Jefferson	85	B. Cashman	11	B. Cashman	6	P. Jones II	1.0
10/06	at Rams	K. Williams D. Robinson J. McCollough	6	M. Stafford	260	K. Williams	22	K. Williams	102	C. Parkinson J. Whittington	7	J. Whittington	89	K. Carl C. Razeboom	8	Q. Lake K. Turner	5	K. Turner	2.0
10/13	Cardinals	C. Ryland	7	K. Murray	214	K. Murray J. Connor	7	T. Benson	26	T. McBride	8	T. McBride	96	K. Barnes	10	K. Barnes	8	--	--
10/20	Texans	J. Mixon	12	C. Stroud	86	J. Mixon	25	J. Mixon	115	S. Diggs	5	D. Schultz	28	N. Hewitt	9	D. Ross	7	T. Settle Jr.	1.0
10/27	at Jaguars	C. Little	9	T. Lawrence	308	T. Bigsby	18	T. Bigsby	78	B. Strange	5	B. Thomas Jr.	60	F. Oluokun	9	V. Miller	5	J. Hines-Allen T. Walker	0.5
11/03	Lions	J. Gibbs A. St. Brown K. Joseph J. Bates	6	J. Goff	145	D. Montgomery	17	D. Montgomery	73	A. St. Brown	7	A. St. Brown	56	J. Campbell	10	B. Joseph	6	--	--
11/17	at Bears	C. Santos	7	C. Williams	231	D. Swift	14	D. Swift	71	D. Moore	7	R. Odunze	65	K. Byard III	9	T. Edwards	5	D. Walker	1.0
11/24	49ers	G. Kittle	6	B. Allen	199	C. McCaffrey	11	C. McCaffrey	31	G. Kittle	6	G. Kittle	82	Y. Adams M. Mustapha	9	I. Yadoom	6	L. Floyd	2.0
11/28	Dolphins	T. Hill D. Achane	6	T. Tagovailoa	365	D. Achane	7	R. Mostert	19	J. Smith	10	J. Smith	113	T. Dodson	10	T. Dodson	5	--	--
12/05	at Lions	T. Patrick	12	J. Goff	283	J. Gibbs	15	D. Montgomery	51	J. Gibbs T. Patrick	6	J. Williams	80	J. Campbell	8	J. Campbell K. Joseph A. Muhammad B. Branch	3	Z. Smith	1.0
12/15	at Seahawks	J. Myers	7	G. Smith	149	Z. Charbonnet	8	Z. Charbonnet	54	J. Smith- Njigba	10	J. Smith- Njigba	83	E. Jones IV	9	C. Bryant	7	--	--
12/23	Saints	--	--	--	--	--	--	--	--	--	--	--	--	--	--	--	--	--	--
12/29	at Vikings	--	--	--	--	--	--	--	--	--	--	--	--	--	--	--	--	--	--
01/05	Bears	--	--	--	--	--	--	--	--	--	--	--	--	--	--	--	--	--	--

TURNOVER CHART

2024 REGULAR SEASON - DEFENSIVE TAKEAWAYS

DATE	OPPONENT	TAKEAWAY	QTR.	SCORE	YD-LINE	RESULT
09/06	at Philadelphia	X. McKinney INT (J. Hurts)	1	0-0	PHI-36	FG
		D. Wyatt FR (J. Hurts fumble)	1	3-0	PHI-13	FG
		J. Alexander INT (J. Hurts)	4	26-31	GB-(-4)	FG
09/15	Indianapolis	X. McKinney INT (A. Richardson)	1	10-0	GB-13	Fumble
		E. Wilson INT (A. Richardson)	4	16-3	GB-25	Missed FG
		E. Williams INT (A. Richardson)	4	16-10	GB-7	EOG
09/22	at Tennessee	J. Alexander INT (W. Levis)	1	17-7	TEN-35	TD
		L. Van Ness FR (K. Enagbare FF)	3	27-14	GB-47	Punt
		X. McKinney INT (W. Levis)	4	30-14	GB-18	Punt
09/29	Minnesota	X. McKinney INT (S. Darnold)	3	7-28	GB-2	Punt
		E. Cooper FR (K. Nixon FF)	4	14-28	MIN-24	TD
		X. McKinney FR (K. Enagbare FF)	3	10-13	GB-23	TD
10/06	at L.A. Rams	X. McKinney INT (M. Stafford)	3	17-13	GB-18	TD
		K. Brooks FR (K. Brooks FF)	3	31-13	ARZ-30	Missed FG
		J. Alexander FR (E. Williams FF)	3	31-13	GB-22	FG
10/13	Arizona	K. Clark FR (K. Murray fumble)	4	34-13	GB-21	EOG
		None				
		None				
10/20	Houston	None				
10/27	at Jacksonville	X. McKinney INT (T. Lawrence)	2	0-0	JAX-28	TD
		D. Wyatt FR (E. Cooper FF)	4	20-17	JAX-5	TD
11/03	Detroit	None				
11/17	at Chicago	None				
11/24	San Francisco	X. McKinney INT (B. Allen)	3	17-7	GB-26	TD
		K. Clark FR (L. Van Ness FF)	4	24-10	SF-16	TD
		K. Brooks FR (K. Nixon FF)	4	31-10	GB-44	TD
11/28	Miami	None				
12/05	at Detroit	K. Nixon INT (J. Goff)	3	14-17	DET-32	TD
12/15	at Seattle	C. Valentine INT (G. Smith)	2	17-3	GB-(-6)	FG
		E. Cooper INT (S. Howell)	4	23-13	SEA-49	TD
12/23	--	--	--	--	--	--
12/29	--	--	--	--	--	--
01/05	--	--	--	--	--	--

2024 REGULAR SEASON - OFFENSIVE GIVEAWAYS

DATE	OPPONENT	TAKEAWAY	QTR.	SCORE	YD-LINE	RESULT
09/06	at Philadelphia	J. Love INT (R. Blankenship)	3	26-24	GB-25	TD
09/15	Indianapolis	J. Jacobs fumble (Z. Franklin FF; L. Latu FR: touchback)	2	10-0	IND-(-3)	Punt
09/22	at Tennessee	None				
09/29	Minnesota	J. Love INT (K. Grugier-Hill)	1	0-14	GB-46	TD
		J. Love INT (S. Griffin)	2	0-21	GB-32	TD
		J. Love INT (B. Murphy Jr.: touchback)	4	22-31	MIN-(-4)	Punt
		T. Kraft fumble (B. Murphy Jr. FF; C. Bynum FR)	4	22-31	GB-42	Downs
10/06	at L.A. Rams	J. Love INT (J. McColough)	2	7-13	GB-4	TD
10/13	Arizona	J. Love INT (S. Murphy-Bunting)	2	24-7	GB-45	FG
10/20	Houston	J. Love INT (N. Hewitt)	1	0-0	HST-44	FG
		J. Love INT (C. Bullock)	2	14-13	HST-45	TD
10/27	at Jacksonville	J. Love INT (J. Jones)	2	0-0	JAX-6	INT
11/03	Detroit	J. Love INT (K. Joseph)	2	3-17	GB-27	FG
11/17	at Chicago	J. Love INT (T. Smith)	2	7-3	CHI-1	TD
11/24	San Francisco	None				
11/28	Miami	None				
12/05	at Detroit	C. Watson fumble (C. Davis III FF; D. Long Jr. FR)	2	0-7	DET-46	FG
12/15	at Seattle	J. Jacobs fumble (E. Jones IV FF; J. Love FR)	4	23-6	SEA-49	TD
12/23	--	--	--	--	--	--
12/29	--	--	--	--	--	--
01/05	--	--	--	--	--	--

2024 REGULAR SEASON - SPECIAL TEAMS/MISC TAKEAWAYS

DATE	OPPONENT	TAKEAWAY	QTR.	SCORE	YD-LINE	RESULT
09/29	Minnesota	B. Melton FR (J. Nailor fumble)	2	0-28	MIN-3	TD
11/28	Miami	R. Rochell FR (M. Washington fumble)	1	0-0	MIA-9	TD

2024 REGULAR SEASON - SPECIAL TEAMS/MISC GIVEAWAYS

DATE	OPPONENT	TAKEAWAY	QTR.	SCORE	YD-LINE	RESULT
10/20	Houston	C. Ballentine; M. Stewart FR	2	7-3	GB-11	TD

2024 REGULAR SEASON - TURNOVERS

Offense:	15 Giveaways 63 Points (8 TD, 3 FG)	Ratio +10 (26 takes, 16 gives)
	Defense:	
Special Teams:	1 Giveaway 7 Points (1 TD, 0 FG)	Points Off Turnovers Ratio +37 (107 scored, 70 allowed)
	2 Takeaways 14 Points (2 TD, 0 FG)	

TAKEAWAY/GIVEAWAY CHART

DATE	OPPONENT	GB +/- RATIO	GB TAKES	POINTS OFF TAKES	GB GIVES	POINTS OFF GIVES	POINTS OFF TO RATIO
09/06	at Philadelphia	+2	3 (1 FUM, 2 INT)	9	1 (0 FUM, 1 INT)	7	+2
09/15	Indianapolis	+2	3 (0 FUM, 3 INT)	0	1 (1 FUM, 0 INT)	0	0
09/22	at Tennessee	+3	3 (1 FUM, 2 INT)	7	0 (0 FUM, 0 INT)	0	+7
09/29	Minnesota	-1	3 (2 FUM, 1 INT)	15	4 (1 FUM, 3 INT)	14	+1
10/06	at L.A. Rams	+1	2 (1 FUM, 1 INT)	14	1 (0 FUM, 1 INT)	6	+8
10/13	Arizona	+2	3 (3 FUM, 0 INT)	3	1 (0 FUM, 1 INT)	3	0
10/20	Houston	-3	0 (0 FUM, 0 INT)	0	3 (1 FUM, 2 INT)	16	-16
10/27	at Jacksonville	+1	2 (1 FUM, 1 INT)	14	1 (0 FUM, 1 INT)	0	+14
11/03	Detroit	-1	0 (0 FUM, 0 INT)	0	1 (0 FUM, 1 INT)	6	-6
11/17	at Chicago	-1	0 (0 FUM, 0 INT)	0	1 (0 FUM, 1 INT)	7	-7
11/24	San Francisco	+3	3 (2 FUM, 1 INT)	21	0 (0 FUM, 0 INT)	0	+21
11/28	Miami	+1	1 (1 FUM, 0 INT)	7	0 (0 FUM, 0 INT)	0	+7
12/05	at Detroit	0	1 (0 FUM, 1 INT)	7	1 (1 FUM, 0 INT)	3	+4
12/15	at Seattle	+1	2 (0 FUM, 2 INT)	10	1 (1 FUM, 0 INT)	7	+3
12/23		--	--	--	--	--	--
12/29		--	--	--	--	--	--
TBD		--	--	--	--	--	--
TOTALS		+10	26 (12 FUM, 14 INT)	107	16 (5 FUM, 11 INT)	69	+38

TEAM HIGHS AND LOWS

2024 REGULAR SEASON GREEN BAY PACKERS OFFENSIVE HIGHS AND LOWS
(THROUGH WEEK 15)

HIGH	DATE	OPPONENT	CATEGORY	OPPONENT	DATE	LOW
38	11/24	vs. San Francisco	Points	vs. Detroit	11/3	14
22	9/29	vs. Minnesota	Points in a Quarter	vs. Indianapolis	9/15	0
				vs. Minnesota	9/29	
				at L.A. Rams	10/6	
				vs. Houston	10/20	
				at Jacksonville	10/27	
				vs. Detroit	11/3	
				...2 more at 0.		
24	10/13	vs. Arizona	Points in a Half	vs. Detroit	11/3	3
5	11/24	vs. San Francisco	Total Touchdowns	vs. Indianapolis	9/15	1
				vs. Detroit	11/3	
74	9/29	vs. Minnesota	Total Plays	at Chicago	11/17	43
465	9/29	vs. Minnesota	Total Net Yards	vs. Houston	10/20	277
27	10/13	vs. Arizona	Total First Downs	at Tennessee	9/22	16
13	9/15	vs. Indianapolis	First Downs Rushing	vs. Minnesota	9/29	3
19	9/29	vs. Minnesota	First Downs Passing	vs. Indianapolis	9/15	6
				at Tennessee	9/22	
3	9/6	at Philadelphia	First-Down Penalties	vs. Indianapolis	9/15	0
58.8%	9/15	vs. Indianapolis	Third-Down Efficiency	at L.A. Rams	10/6	12.5%
8.5	11/17	at Chicago	Average Yards Per Play	vs. Houston	10/20	4.9
				vs. San Francisco	11/24	
261	9/15	vs. Indianapolis	Total Net Yards Rushing	vs. Houston	10/20	82
53	9/15	vs. Indianapolis	Rushing Attempts	vs. Minnesota	9/29	19
7.8	9/6	at Philadelphia	Rushing Average Yards	vs. San Francisco	11/24	4
3	11/24	vs. San Francisco	Rushing Touchdowns	vs. Indianapolis	9/15	0
				vs. Minnesota	9/29	
				vs. Arizona	10/13	
				vs. Houston	10/20	
379	9/29	vs. Minnesota	Total Net Yards Passing	vs. Indianapolis	9/15	122
54	9/29	vs. Minnesota	Passing Attempts	vs. Indianapolis	9/15	14
32	9/29	vs. Minnesota	Passing Completions	vs. Indianapolis	9/15	12
				at Detroit	12/5	
4	9/29	vs. Minnesota	Passing Touchdowns	vs. Detroit	11/3	0
14.4	11/17	at Chicago	Passing Yards Average	vs. Houston	10/20	5.4
3	9/29	vs. Minnesota	Passes Thrown for Interception	vs. Indianapolis	9/15	0
				at Tennessee	9/22	
				vs. San Francisco	11/24	
				vs. Miami	11/28	
				at Detroit	12/5	
				at Seattle	12/15	
3	9/22	at Tennessee	Times Sacked	vs. Indianapolis	9/15	0
				vs. Arizona	10/13	
				vs. Detroit	11/3	
				vs. Miami	11/28	
				at Seattle	12/15	
3	9/22	at Tennessee	QB Sacks	vs. Indianapolis	9/15	0
				vs. Arizona	10/13	
				vs. Detroit	11/3	
				vs. Miami	11/28	
				at Seattle	12/15	
25	10/20	vs. Houston	Sack Yards Lost	vs. Indianapolis	9/15	0
				vs. Arizona	10/13	
				at Jacksonville	10/27	
				vs. Detroit	11/3	
				vs. Miami	11/28	
				at Seattle	12/15	
5	9/22	at Tennessee	Total Punts	vs. Arizona	10/13	1
				at Chicago	11/17	
284	10/20	vs. Houston	Total Punt Yards	vs. Arizona	10/13	46
60	9/29	vs. Minnesota	Punt Gross Average Yards	at Philadelphia	9/6	37
56.7	9/29	vs. Minnesota	Punt Net Average Yards	at Tennessee	9/22	36
3	10/13	vs. Arizona	Punt Returns	at Philadelphia	9/6	0
				at L.A. Rams	10/6	
				vs. Miami	11/28	
				at Detroit	12/5	
47	10/13	vs. Arizona	Punt Return Yards	at Philadelphia	9/6	0
				vs. Indianapolis	9/15	
				at L.A. Rams	10/6	
				vs. Miami	11/28	
				at Detroit	12/5	
16.0	11/17	at Chicago	Punt Return Yards Average	at Philadelphia	9/6	0.0
				vs. Indianapolis	9/15	
				at L.A. Rams	10/6	
				vs. Miami	11/28	
				at Detroit	12/5	
3	12/15	at Seattle	Kickoff Returns	vs. Indianapolis	9/15	0
				at Tennessee	9/22	
				vs. Minnesota	9/29	
				at L.A. Rams	10/6	
				at Jacksonville	10/27	
				at Detroit	12/5	
98	12/15	at Seattle	Kickoff Return Yards	vs. Indianapolis	9/15	0
				at Tennessee	9/22	
				vs. Minnesota	9/29	
				at L.A. Rams	10/6	
				at Jacksonville	10/27	
				at Detroit	12/5	
10	9/6	at Philadelphia	Total Penalties	at Jacksonville	10/27	3
				at Chicago	11/17	
75	9/22	at Tennessee	Penalty Yards	at Jacksonville	10/27	20
3	11/3	vs. Detroit	Total Fumbles	at Tennessee	9/22	0
				vs. Arizona	10/13	
				at Jacksonville	10/27	
				at Chicago	11/17	
				vs. San Francisco	11/24	
				vs. Miami	11/28	
1	9/15	vs. Indianapolis	Fumbles Lost	at Philadelphia	9/6	0
				at Tennessee	9/22	
				at L.A. Rams	10/6	
				vs. Arizona	10/13	
				at Jacksonville	10/27	
				vs. Detroit	11/3	
				...3 more at 0.		
40:11	9/15	vs. Indianapolis	Time of Possession	at Chicago	11/17	23:39

TEAM HIGHS AND LOWS

4	9/29	vs. Minnesota	Turnovers	at Tennessee vs. San Francisco vs. Miami	9/22 11/24 11/28	0
78,335	9/29	vs. Minnesota	Attendance	at Philadelphia	9/6	47,236

TEAM HIGHS AND LOWS

2024 REGULAR SEASON GREEN BAY PACKERS DEFENSIVE HIGHS AND LOWS
(THROUGH WEEK 15)

HIGH	DATE	OPPONENT	CATEGORY	OPPONENT	DATE	LOW
34	9/6	at Philadelphia	Points	vs. Indianapolis	9/15	10
				vs. San Francisco	11/24	
17	9/6	at Philadelphia	Points in a Quarter	at Philadelphia	9/6	0
				vs. Indianapolis	9/15	
				at Tennessee	9/22	
				vs. Minnesota	9/29	
				at L.A. Rams	10/6	
				vs. Arizona	10/13	
				...7 more at 0.		
28	9/29	vs. Minnesota	Points in a Half	vs. Indianapolis	9/15	0
4	9/6	at Philadelphia	Total Touchdowns	vs. Indianapolis	9/15	1
				vs. Arizona	10/13	
				vs. San Francisco	11/24	
				at Seattle	12/15	
76	10/6	at L.A. Rams	Total Plays	vs. San Francisco	11/24	47
410	9/6	at Philadelphia	Total Net Yards	vs. Houston	10/20	197
27	12/5	at Detroit	Total First Downs	vs. San Francisco	11/24	11
12	10/6	at L.A. Rams	First Downs Rushing	vs. Miami	11/28	1
20	11/28	vs. Miami	First Downs Passing	vs. Houston	10/20	6
3	9/6	at Philadelphia	First-Down Penalties	vs. Houston	10/20	0
				at Jacksonville	10/27	
				vs. San Francisco	11/24	
				vs. Miami	11/28	
56.3%	11/17	at Chicago	Third-Down Efficiency	at Jacksonville	10/27	11.1%
7	10/27	at Jacksonville	Average Yards Per Play	vs. Houston	10/20	3.4
179	11/17	at Chicago	Total Net Yards Rushing	at Tennessee	9/22	33
38	9/6	at Philadelphia	Rushing Attempts	at Tennessee	9/22	11
7.8	9/15	vs. Indianapolis	Rushing Average Yards	vs. San Francisco	11/24	2.8
				vs. Miami	11/28	
2	9/6	at Philadelphia	Rushing Touchdowns	vs. Indianapolis	9/15	0
				at Tennessee	9/22	
				vs. Arizona	10/13	
				vs. San Francisco	11/24	
				vs. Miami	11/28	
336	11/28	vs. Miami	Total Net Yards Passing	vs. Houston	10/20	55
46	11/28	vs. Miami	Passing Attempts	vs. Houston	10/20	21
37	11/28	vs. Miami	Passing Completions	vs. Houston	10/20	10
3	9/29	vs. Minnesota	Passing Touchdowns	vs. Houston	10/20	0
				at Chicago	11/17	
				at Seattle	12/15	
9.1	10/27	at Jacksonville	Passing Yards Average	vs. Houston	10/20	2.2
3	9/15	vs. Indianapolis	Passes Thrown for Interception	vs. Arizona	10/13	0
				vs. Houston	10/20	
				vs. Detroit	11/3	
				at Chicago	11/17	
				vs. Miami	11/28	
8	9/22	at Tennessee	Times Sacked	vs. Arizona	10/13	0
8	9/22	at Tennessee	QB Sacks	vs. Arizona	10/13	0
56	9/22	at Tennessee	Sack Yards Lost	vs. Arizona	10/13	0
6	10/20	vs. Houston	Total Punts	at Philadelphia	9/6	2
				at Chicago	11/17	
				at Detroit	12/5	
307	10/20	vs. Houston	Total Punt Yards	at Chicago	11/17	83
59.6	10/27	at Jacksonville	Punt Gross Average Yards	at Chicago	11/17	41.5
50.5	9/6	at Philadelphia	Punt Net Average Yards	at Chicago	11/17	33.5
4	10/20	vs. Houston	Punt Returns	at Philadelphia	9/6	0
				vs. Indianapolis	9/15	
				vs. Arizona	10/13	
				vs. Detroit	11/3	
				at Chicago	11/17	
				at Detroit	12/5	
41	11/24	vs. San Francisco	Punt Return Yards	at Philadelphia	9/6	0
				vs. Indianapolis	9/15	
				at L.A. Rams	10/6	
				vs. Arizona	10/13	
				vs. Detroit	11/3	
				at Chicago	11/17	
				...1 more at 0.		
13.7	11/24	vs. San Francisco	Punt Return Yards Average	at Philadelphia	9/6	0.0
				vs. Indianapolis	9/15	
				at L.A. Rams	10/6	
				vs. Arizona	10/13	
				vs. Detroit	11/3	
				at Chicago	11/17	
				...1 more at 0.0.		
6	10/13	vs. Arizona	Kickoff Returns	vs. Indianapolis	9/15	0
				at Detroit	12/5	
172	12/15	at Seattle	Kickoff Return Yards	vs. Indianapolis	9/15	0
				at Detroit	12/5	
13	10/13	vs. Arizona	Total Penalties	at Tennessee	9/22	2
108	12/15	at Seattle	Penalty Yards	at Tennessee	9/22	15
5	11/24	vs. San Francisco	Total Fumbles	vs. Houston	10/20	0
				vs. Detroit	11/3	
				at Chicago	11/17	
				at Detroit	12/5	
				at Seattle	12/15	
3	10/13	vs. Arizona	Fumbles Lost	vs. Indianapolis	9/15	0
				vs. Houston	10/20	
				vs. Detroit	11/3	
				at Chicago	11/17	
				at Detroit	12/5	
				at Seattle	12/15	
36:21	11/17	at Chicago	Time of Possession	vs. Indianapolis	9/15	19:49
3	9/6	at Philadelphia	Turnovers	vs. Houston	10/20	0
				vs. Detroit	11/3	
				at Chicago	11/17	
78,335	9/29	vs. Minnesota	Attendance	at Philadelphia	9/6	47,236

INDIVIDUAL SINGLE-GAME HIGHS

2024 REGULAR SEASON PACKERS INDIVIDUAL SINGLE-GAME HIGHS

Touchdowns	3	Josh Jacobs	at Lions	12/05	3	Saquon Barkley	at Eagles	09/06
		Josh Jacobs	vs. 49ers	11/24				
Passes Attempted	54	Jordan Love	vs. Vikings	09/29	46	Tua Tagovailoa	vs. Dolphins	11/28
Passes Completed	32	Jordan Love	vs. Vikings	09/29	37	Tua Tagovailoa	vs. Dolphins	11/28
Completion Percentage	85.7	Malik Willis	vs. Colts	09/15	81.8	Jared Goff	vs. Lions	11/03
Passing Yards	389	Jordan Love	vs. Vikings	09/29	365	Tua Tagovailoa	vs. Dolphins	11/28
Yards Per Attempt	15.4	Jordan Love	at Bears	11/17	9.8	Sam Darnold	vs. Vikings	09/29
Touchdown Passes	4	Jordan Love	vs. Cardinals	10/13	3	Jared Goff	at Lions	12/05
		Jordan Love	vs. Vikings	09/29		Sam Darnold	vs. Vikings	09/29
Pass Receptions	8	Romeo Doubs	vs. Texans	10/20	10	Jaxon Smith-Njigba	at Seahawks	12/15
						Jonnu Smith	vs. Dolphins	11/28
Receiving Yards	150	Christian Watson	at Bears	11/17	119	A.J. Brown	at Eagles	09/06
Touchdown Receptions	2	Romeo Doubs	at Seahawks	12/15	2	Tim Patrick	at Lions	12/05
		Jayden Reed	vs. Dolphins	11/28				
		Romeo Doubs	vs. Cardinals	10/13				
		Tucker Kraft	at Rams	10/06				
		Dontayvion Wicks	vs. Vikings	09/29				
Rushing Yards	151	Josh Jacobs	vs. Colts	09/15	115	Joe Mixon	vs. Texans	10/20
Rushing Attempts	32	Josh Jacobs	vs. Colts	09/15	25	Joe Mixon	vs. Texans	10/20
Rushing Average	7.7	Emanuel Wilson	vs. Cardinals	10/13	8.6	Jonathan Taylor	vs. Colts	09/15
Rushing Touchdowns	3	Josh Jacobs	at Lions	12/05	2	Joe Mixon	vs. Texans	10/20
		Josh Jacobs	vs. 49ers	11/24		Saquon Barkley	at Eagles	09/06
Yards From Scrimmage	171	Jayden Reed	at Eagles	09/06	139	Aaron Jones Sr.	vs. Vikings	09/29
Combined Net Yards	171	Jayden Reed	at Eagles	09/06	184	Jaelon Darden	at Seahawks	12/15
Interceptions Made	1	Edgerrin Cooper	at Seahawks	12/15	1	Terrell Smith	at Bears	11/17
		Carrington Valentine	at Seahawks	12/15		Kerby Joseph	vs. Lions	11/03
		Keisean Nixon	at Lions	12/05		Jarrian Jones	at Jaguars	10/27
		Xavier McKinney	vs. 49ers	11/24		Calen Bullock	vs. Texans	10/20
		Xavier McKinney	at Jaguars	10/27		Neville Hewitt	vs. Texans	10/20
		Xavier McKinney	at Rams	10/06		Sean Murphy-Bunting	vs. Cardinals	10/13
		Xavier McKinney	vs. Vikings	09/29		Jaylen McCollough	at Rams	10/06
		Jaire Alexander	at Titans	09/22		Shaq Griffin	vs. Vikings	09/29
		Xavier McKinney	at Titans	09/22		Kamu Grugier-Hill	vs. Vikings	09/29
		Xavier McKinney	vs. Colts	09/15		Byron Murphy Jr.	vs. Vikings	09/29
		Evan Williams	vs. Colts	09/15		Reed Blankenship	at Eagles	09/06
		Eric Wilson	vs. Colts	09/15				
		Jaire Alexander	at Eagles	09/06				
		Xavier McKinney	at Eagles	09/06				
Interceptions Thrown	3	Jordan Love	vs. Vikings	09/29	3	Anthony Richardson	vs. Colts	09/15
INT Return Yards	48	Xavier McKinney	vs. 49ers	11/24	45	Neville Hewitt	vs. Texans	10/20
Tackles	15	Isaiah McDuffie	at Lions	12/05	15	Nick Cross	vs. Colts	09/15
						Zack Baun	at Eagles	09/06
Sacks	2.0	Kingsley Enagbare	at Seahawks	12/15	2.0	Leonard Floyd	vs. 49ers	11/24
		Eric Wilson	vs. Texans	10/20		Kobie Turner	at Rams	10/06
		Preston Smith	at Titans	09/22		Kenneth Murray Jr.	at Titans	09/22
		Devonte Wyatt	at Titans	09/22		Zack Baun	at Eagles	09/06
Punts	5	Daniel Whelan	at Jaguars	10/27	6	Michael Dickson	at Seahawks	12/15
		Daniel Whelan	vs. Texans	10/20		Tommy Townsend	vs. Texans	10/20
		Daniel Whelan	at Rams	10/06				
		Daniel Whelan	at Titans	09/22				
Punts Inside the 20	3	Daniel Whelan	vs. Dolphins	11/28	4	Tommy Townsend	vs. Texans	10/20
		Daniel Whelan	at Jaguars	10/27				
		Daniel Whelan	vs. Colts	09/15				
Punting Average	60.0	Daniel Whelan	vs. Vikings	09/29	59.6	Logan Cooke	at Jaguars	10/27
Punt Returns	2	Jayden Reed	at Seahawks	12/15	3	Ricky Pearsall	vs. 49ers	11/24
		Jayden Reed	vs. 49ers	11/24				
		Jayden Reed	vs. Lions	11/03				
		Keisean Nixon	vs. Cardinals	10/13				
		Jayden Reed	at Titans	09/22				
Punt Return Yards	39	Keisean Nixon	vs. Cardinals	10/13	41	Ricky Pearsall	vs. 49ers	11/24
Kickoff Returns	3	Keisean Nixon	at Seahawks	12/15	6	Jaelon Darden	at Seahawks	12/15
Kickoff Return Yards	98	Keisean Nixon	at Seahawks	12/15	172	Jaelon Darden	at Seahawks	12/15
Field Goals Attempted	4	Brayden Narveson	vs. Colts	09/15	3	Cairo Santos	at Bears	11/07
		Brayden Narveson	at Eagles	09/06		Ka'imi Fairbairn	vs. Texans	10/20
Field Goals Made	3	Brandon McManus	at Seahawks	12/15	3	Ka'imi Fairbairn	vs. Texans	10/20
		Brandon McManus	vs. Dolphins	11/28				
		Brandon McManus	at Jaguars	10/27				
		Brayden Narveson	at Titans	09/22				
		Brayden Narveson	vs. Colts	09/15				
		Brayden Narveson	at Eagles	09/06				

2024 REGULAR SEASON GREEN BAY PACKERS LONGEST PLAYS

Run From Scrimmage	38	Josh Jacobs	at Jaguars	10/27	39	D'Andre Swift	at Bears	11/17
Touchdown Run	38	Josh Jacobs	at Jaguars	10/27	39	D'Andre Swift	at Bears	11/17
Passing Long	70	Jordan Love	at Eagles	09/06	67	Jalen Hurts	at Eagles	09/06
Touchdown Pass Long	70	Jordan Love	at Eagles	09/06	67	Jalen Hurts	at Eagles	09/06
Pass Reception	70	Jayden Reed	at Eagles	09/06	67	A.J. Brown	at Eagles	09/06
Touchdown Reception	70	Jayden Reed	at Eagles	09/06	67	A.J. Brown	at Eagles	09/06
Interception Return	48	Xavier McKinney	vs. 49ers	11/24	45	Neville Hewitt	vs. Texans	10/20
Longest INT Return for TD	35	Jaire Alexander	at Titans	09/22	27	Kerby Joseph	vs. Lions	11/03
Longest Opponent's Fumble Return	7	Xavier McKinney	at Rams	10/06	6	Julian Love	at Seahawks	12/15
Punt Return	39	Keisean Nixon	vs. Cardinals	10/13	20	Ricky Pearsall	vs. 49ers	11/24
Kickoff Return	43	Keisean Nixon	vs. Dolphins	11/28	42	Darnede Pierce	vs. Texans	10/20
Punt	74	Daniel Whelan	vs. Vikings	09/29	73	Logan Cooke	at Jaguars	10/27
Field Goal	51	Brandon McManus	vs. 49ers	11/24	53	Cairo Santos	at Bears	11/27
Field Goal Attempt	51	Brandon McManus	vs. 49ers	11/24	53	Cairo Santos	at Bears	11/17

TEAM RECORD WHEN...

PACKERS REGULAR SEASON RECORD WHEN...

CATEGORY	2024		2024	
	SEASON	FROM 1992	SEASON	FROM 1992
	W-L-T	W-L-T	W-L-T	W-L-T
PACKERS AT HOME	5-2	198-64-2	ON SUNDAY NIGHT	1-0 37-18
PACKERS ON THE ROAD	5-2	135-130	ON THURSDAY NIGHT	1-1 15-13
PACKERS ON GRASS	7-3	272-116-2	ON MONDAY NIGHT	0-0 30-24
PACKERS ON ARTIFICIAL TURF	3-1	61-78	ON SATURDAY	0-0 6-1
PACKERS IN DOMES	0-1	44-46		
PACKERS OUTDOORS	9-3	275-142-2	KICKOFF AT 12:00 CST	6-1 171-94-2
			KICKOFF AT 3:00/3:05/3:15/3:35 CST	2-1 73-42
PACKERS SCORE FIRST	9-2	215-75-2		
OPPONENT SCORES FIRST	1-2	116-119	VS. NFC	5-4 250-141-2
			VS. OWN DIVISION OVERALL	1-3 141-73-2
PACKERS LEAD AFTER 1ST QUARTER	8-2	186-53-1	VS. OWN DIVISION AT HOME	0-2 80-26-2
PACKERS TRAIL AFTER 1ST QUARTER	1-2	70-92	VS. OWN DIVISION ON THE ROAD	1-1 61-47
PACKERS LEAD AT HALFTIME	7-1	254-48-2	VS. AFC	5-0 83-53
PACKERS TRAIL AT HALFTIME	3-3	62-126-1		
SCORE TIED AT HALFTIME	0-0	17-19	OPPONENTS HAVE 100-YARD RUSHER	3-1 59-62-1
PACKERS LEAD AFTER 3RD QUARTER	9-0	280-33-2	WITH A 300-YARD PASSER	0-1 87-42
PACKERS TRAIL AFTER 3RD QUARTER	1-4	35-153-1	VERSUS A 100-YARD RECEIVER	1-1 99-71-2
GAME GOES TO OVERTIME	0-0	13-9-2	VERSUS A 300-YARD PASSER	2-0 53-35-2
			WITH A 100-YARD RECEIVER	1-4 68-47
PACKERS HAVE 100-YARD RUSHER	3-0	93-21-1		
PACKERS HAVE 300 NET PASSING YARDS	0-1	86-42		
PACKERS HAVE 100-YARD RECEIVER	1-4	150-64		

THE LAST TIME

BY PACKERS

BY OPPONENT

PASSING

* Never Has Happened *	500+ YARDS PASSING	503 yards, Philip Rivers vs. San Diego, 10/18/15
54 att., Jordan Love vs. Minnesota, 09/29/24	40+ PASS ATTEMPTS	41 att., Jared Goff @ Detroit, 12/05/24
54 att., Jordan Love vs. Minnesota, 09/29/24	50+ PASS ATTEMPTS	53 att., Mitchell Trubisky vs. Chicago, 12/15/19
429 yards, Aaron Rodgers vs. Oakland, 10/20/19	400+ YARDS PASSING	463 yards, Dak Prescott @ Dallas, 10/06/19
389 yards, Jordan Love vs. Minnesota, 09/29/24	300+ YARDS PASSING	365 yards, Tua Tagovailoa vs. Miami, 11/28/24
* Never Has Happened *	SEVEN TOUCHDOWN PASSES	* Never Has Happened *
6 tds, Aaron Rodgers (1, 4, 73, 40, 56, 18) vs. Chicago, 11/09/14	SIX TOUCHDOWN PASSES	6 tds, Tommy Kramer (23, 13, 36, 2, 17, 7) @ Minnesota, 09/28/86
5 tds, Aaron Rodgers vs. Oakland, 10/20/19	FIVE TOUCHDOWN PASSES	5 tds, Jameis Winston @ New Orleans, 09/12/21
4 tds, Jordan Love: (5, 10, 44, 20) vs. Arizona, 10/13/24	FOUR TOUCHDOWN PASSES	4 tds, Baker Mayfield: (19, 26, 2, 52) vs. Tampa Bay, 12/17/23
3 tds, Jordan Love: (14, 30, 8) vs. Houston, 10/20/24	THREE TOUCHDOWN PASSES	3 tds, Jared Goff: (2, 3, 1) @ Detroit, 12/05/24
* Never Has Happened *	SEVEN INTERCEPTIONS THROWN	* Never Has Happened *
6, Tom O'Malley vs. Detroit, 09/17/50	SIX INTERCEPTIONS THROWN	6, Don Horn vs. Denver, 09/26/71
5 ints, Brett Favre @ Cincinnati, 10/30/05	FIVE INTERCEPTIONS THROWN	5 ints, Russell Wilson vs. Seattle, 12/11/16
4 ints, Brett Favre vs. Chicago, 12/25/05	FOUR INTERCEPTIONS THROWN	4 ints, Baker Mayfield vs. Cleveland, 12/25/21
3 ints, Jordan Love vs. Minnesota, 09/29/24	THREE INTERCEPTIONS THROWN	3 ints, Anthony Richardson vs. Indianapolis, 09/15/24
2 ints, Jordan Love vs. Houston, 10/20/24	TWO INTERCEPTIONS THROWN	2 ints, Will Lewis @ Tennessee, 09/22/24

RUSHING

* Never Has Happened *	300+ YARDS RUSHING	* Never Has Happened *
218 yards, Ahman Green vs. Denver, 12/28/03	200+ YARDS RUSHING	210 yards, Adrian Peterson vs. Minnesota, 12/02/12
151 yards, Josh Jacobs vs. Indianapolis, 09/15/24	150-199 YARDS RUSHING	157 yards, Jalen Hurts @ Philadelphia, 11/27/22
106 yards, Josh Jacobs vs. San Francisco, 11/24/24	100+ YARDS RUSHING	115 yards, Joe Mixon vs. Houston, 10/20/24
106 yards, Josh Jacobs vs. San Francisco, 11/24/24	100-149 YARDS RUSHING	115 yards, Joe Mixon vs. Houston, 10/20/24
106 yards/106 yards, DeShawn Wynn/Ryan Grant vs. Detroit, 12/28/08	TWO 100-YARD RUSHERS	157 yards/143 yards, Jalen Hurts/Miles Sanders @ Philadelphia, 11/27/22
94 yards, Josh Jacobs @ Seattle, 12/15/24	75+ YARDS RUSHING	78 yards, Tank Bigsby @ Jacksonville, 10/27/24
66 yards, Josh Jacobs @ Detroit, 12/05/24	50-74 YARDS RUSHING	54 yards, Zach Charbonnet @ Seattle, 12/15/24
* Never Has Happened *	FIVE TOUCHDOWNS RUSHING	* Never Has Happened *
4 tds, Aaron Jones: (18, 3, 5, 1) @ Dallas, 10/06/19	FOUR TOUCHDOWNS RUSHING	4 tds, DeAngelo Williams: (1, 1, 1, 1) vs. Carolina, 11/30/08
3 tds, Josh Jacobs: (1, 6, 4) @ Detroit, 12/05/24	THREE TOUCHDOWNS RUSHING	3 tds, David Montgomery: (3, 2, 1) vs. Detroit, 09/28/23
2 tds, Josh Jacobs: (3, 38) @ Jacksonville, 10/27/24	TWO TOUCHDOWNS RUSHING	2 tds, Joe Mixon: (2, 4) vs. Houston, 10/20/24
Brandon Jackson: (6, 4)/Ryan Grant: (3, 56) vs. Seattle, 12/27/09	TWO PLAYERS WITH TWO TDS RUSHING	Tony Dorsett (9, 33)/Robert Newhouse (14, 3) vs. Dallas, 11/12/78
1 td, Edgar Bennett (3, 1, 13)/Reggie Cobb (9)/ Brett Favre (36) @ Chicago, 10/31/94	THREE PLAYERS WITH ONE TD RUSHING	1 td, Alfred Anderson (8)/Ted Brown (12)/Darrin Nelson (12) vs. Minnesota, 12/07/86
32 att., Josh Jacobs vs. Indianapolis, 09/15/24	30+ RUSHING ATTEMPTS	32 att., David Montgomery vs. Detroit, 09/28/23
* Never Has Happened *	40+ RUSHING ATTEMPTS	40 att., Shaun Alexander @ Seattle, 11/27/06
* Never Has Happened *	400+ YARDS RUSHING (TEAM)	* Never Has Happened *
303 yards, Green Bay 37, Baltimore Colts 14 @ Green Bay, 10/18/53	300+ YARDS RUSHING (TEAM)	363 yards, Philadelphia 40, Green Bay 33 @ Philadelphia, 11/27/22
261 yards, Green Bay 16, Indianapolis 10 vs. Indianapolis, 09/15/24	200+ YARDS RUSHING (TEAM)	363 yards, Philadelphia 40, Green Bay 33 @ Philadelphia, 11/27/22

RECEIVING

123 yards/115 yards, Marquez Valdes-Scantling/Davante Adams @ Minnesota, 11/21/21	TWO 100-YARD RECEIVERS	143 yards/103 yards, Jaylen Waddle/Tyreek Hill @ Miami, 12/25/22
114 yards, Christian Watson @ Detroit, 12/05/24	100+ YARDS RECEIVING	113 yards, Jonnu Smith vs. Miami, 11/28/24
206 yards, Davante Adams @ Cincinnati, 10/10/21	200+ YARDS RECEIVING	226 yards, Amari Cooper @ Dallas, 10/06/19
* Never Has Happened *	300+ YARDS RECEIVING	* Never Has Happened *
* Never Has Happened *	FIVE TOUCHDOWN RECEPTIONS	* Never Has Happened *
4 tds, Sterling Sharpe (1, 36, 30, 5) @ Dallas, 11/24/94	FOUR TOUCHDOWN RECEPTIONS	* Never Has Happened *
3 tds, Christian Watson: (58, 39, 7) vs. Dallas, 11/13/22	THREE TOUCHDOWN RECEPTIONS	3 tds, Vincent Jackson: (23, 5, 29) @ San Diego, 11/06/11
2 tds, Romeo Doubs: (13, 22) @ Seattle, 12/15/24	TWO TOUCHDOWN RECEPTIONS	2 tds, Tim Patrick: (3, 1) @ Detroit, 12/05/24

THE LAST TIME

Jordy Nelson (3, 11)/Randall Cobb (2, 3) @ Chicago, 09/28/14	TWO PLAYERS WITH TWO TD RECEPTIONS	Hassan Jones (36, 17)/Steven Jordan (23, 2) @ Minnesota, 09/28/06
150 yards, Christian Watson @ Chicago, 11/17/24	150+ YARDS RECEIVING	155 yards, Chris Godwin vs. Tampa Bay, 12/17/23
10, Robert Tonyan vs. N.Y. Jets, 10/16/22	10 OR MORE RECEPTIONS	10, Jaxon Smith-Njigba @ Seattle, 12/15/24

COMBINED YARDS

111 yards/316 yards, Aaron Jones/Jordan Love vs. Chicago, 01/07/24	100-YARD RUSHER AND 300-YARD PASSER	108 yards/307 yards, Christian McCaffrey/Kyle Allen vs. Carolina, 11/10/19
139 yards/389 yards, Jayden Reed/Jordan Love vs. Minnesota, 09/29/24	100-YARD RECEIVER AND 300-YARD PASSER	113 yards/365 yards, Jonnu Smith/Tua Tagovailoa vs. Miami, 11/28/24
111 yards/112 yards, Aaron Jones/Jayden Reed vs. Chicago, 01/07/24	100-YARD RUSHER AND 100-YARD RECEIVER	109 yards/119 yards, Saquon Barkley/A.J. Brown @ Philadelphia, 09/06/24
111 yards/316 yards/112 yards, Aaron Jones/Jordan Love/Jayden Reed vs. Chicago, 01/07/24	100-YARD RUSHER, 300-YARD PASSER, 100-YARD RECEIVER	108 yards/307 yards/120 yards, Christian McCaffrey/Kyle Allen/DJ Moore vs. Carolina, 11/10/19
132 yards/178/128 yards, James Starks/James Jones/Randall Cobb vs. Washington, 09/15/13	100-YARD RUSHER/TWO 100-YARD RECEIVERS	137 yards/116/102 yards, Rob Kelley/Pierre Garcon/Jamison Crowder @ Washington, 11/20/16
123/115 yards/385 yards, Marquez Valdes-Scantling/Davante Adams/Aaron Rodgers @ Minnesota, 11/21/21	TWO 100-YARD RECEIVERS/300-YARD PASSER	143/103 yards/310 yards, Jaylen Waddle/Tyreek Hill/Tua Tagovailoa @ Miami, 12/25/22

DEFENSE

35 yards, Jaire Alexander (58) (Shotgun) 8-W Lewis pass short right intended for 10-D.Hopkins INTERCEPTED by 23-J.Alexander at TEN 35, 23-J.Alexander for 35 yards, TOUCHDOWN. @ Tennessee, 09/22/24	INTERCEPTED PASS RETURNED FOR A TOUCHDOWN	27 yards, Kerby Joseph (42) (No Huddle, Shotgun) 10-J.Love pass short right intended for 8-J.Jacobs INTERCEPTED by 31-K.Joseph [34-A.Anzalone] at GB 27, 31-K.Joseph for 27 yards, TOUCHDOWN. vs. Detroit, 11/03/24
27 yards, Jonathan Owens (2:23) (Shotgun) 16-J.Goff sacked at DET 19 for -4 yards (52-R.Gary), FUMBLES (52-R.Gary) [52-R.Gary], RECOVERED by GB-34-J.Owens at DET 27, 34-J.Owens for 27 yards, TOUCHDOWN. The Replay Official reviewed the fumble ruling, and the play was Upheld. The ruling on the field stands. @ Detroit, 11/23/23	FUMBLE RETURNED FOR A TOUCHDOWN	15 yards, Desmond Trufant (14:17) (Shotgun) 12-A.Rodgers sacked at GB 21 for -9 yards (44-V.Beasley), FUMBLES (44-V.Beasley) [44-V.Beasley], RECOVERED by ATL-21-D.Trufant at GB 15, 21-D.Trufant for 15 yards, TOUCHDOWN. The Replay Official reviewed the backward pass ruling, and the play was Upheld. The ruling on the field stands. @ Atlanta, 09/17/17
Josiah Deguara (1:15) (Punt formation) 6-J.Gillan left end ran ob in End Zone for -3 yards, SAFETY (81-J.Deguara), Penalty on NYG-27-J.Finnock, Offensive Holding, declined, vs. N.Y. Giants, 10/09/22	SAFETY SCORED	Mark Barron (2:54) 33-A.Jones up the middle tackled in End Zone for -1 yards, SAFETY (26-M.Barron). @ L.A. Rams, 10/28/18

Green Bay 17, Seattle 0 vs. Seattle, 11/14/21	SHUTOUT	Detroit 31, Green Bay 0 vs. Detroit, 12/30/18
* Never Has Happened *	SIX-SACK GAME	* Never Has Happened *
5.0 sk, Vonnie Holliday vs. Buffalo, 12/22/02	FIVE-SACK GAME	5.0 sk, Antwan Odom vs. Cincinnati, 09/20/09
4.0 sk, Kabeer Gbaja-Biamila @ Chicago, 01/02/05	FOUR-SACK GAME	4.0 sk, Chris Clemons @ Seattle, 09/24/12
3.0 sk, Rashaan Gary @ Detroit, 11/23/23	THREE-SACK GAME	3.0 sk, Ezekiel Ansah @ Detroit, 12/31/17
2.0 sk, Kingsley Enagbare @ Seattle, 12/15/24	TWO-SACK GAME	2.0 sk, Leonard Floyd vs. San Francisco, 11/24/24
* Never Has Happened *	TWO INTERCEPTIONS BY TEAMMATES	Deltha O'Neal (0, 21)/Odell Thurman (0, 10) @ Cincinnati, 10/30/05
2 fr, Morgan Burnett @ Detroit, 11/28/13	TWO OPPONENT FUMBLE RECOVERIES	2 fr, Eric Kendricks @ Minnesota, 12/23/19
75t yards, Darnell Savage vs. Minnesota, 01/01/23	70+ YARD INTERCEPTION RETURN	75t yards, William Jackson III vs. Cincinnati, 09/24/17
2 ints, Rudy Ford vs. Dallas, 11/13/22	TWO INTERCEPTIONS	2 ints, Robert Spillane @ Las Vegas, 10/09/23
3 ints, Tom Flynn vs. Detroit, 10/28/84	THREE INTERCEPTIONS	3 ints, Vencie Glenn @ Minnesota, 12/27/92
4 ints, Willie Buchanon @ San Diego, 09/24/78	FOUR INTERCEPTIONS	* Never Has Happened *
24 yards, Detroit 40, Green Bay 10 @ Detroit, 11/28/13	LESS THAN 25 RUSHING YARDS	16 yards, Green Bay 20, Tampa Bay 3 @ Tampa Bay, 12/21/14
27 yards, Detroit 34, Green Bay 20 vs. Detroit, 09/28/23	LESS THAN 50 RUSHING YARDS	39 yards, Green Bay 30, Miami 17 vs. Miami, 11/28/24
80 yards, Green Bay 30, Seattle 13 @ Seattle, 12/15/24	LESS THAN 100 RUSHING YARDS	99 yards, Detroit 34, Green Bay 31 @ Detroit, 12/05/24
* Never Has Happened *	LESS THAN 50 NET PASSING YARDS	48 yards, Green Bay 27, Chicago 10 vs. Chicago, 09/18/22
96 yards, Green Bay 24, Carolina 16 vs. Carolina, 12/19/20	LESS THAN 100 NET PASSING YARDS	55 yards, Green Bay 24, Houston 22 vs. Houston, 10/20/24
122 yards, Green Bay 16, Indianapolis 10 vs. Indianapolis, 09/15/24	LESS THAN 150 NET PASSING YARDS	128 yards, Green Bay 30, Seattle 13 @ Seattle, 12/15/24
139 yards, Green Bay 23, Minnesota 10 @ Minnesota, 12/23/19	LESS THAN 150 YARDS NET OFFENSE	140 yards, Denver 29, Green Bay 10 @ Denver, 11/01/15
197 yards, Green Bay 24, Houston 22 vs. Houston, 10/20/24	LESS THAN 200 YARDS NET OFFENSE	198 yards, San Francisco 37, Green Bay 8 @ San Francisco, 11/24/19
208 yards, Green Bay 30, Seattle 13 @ Seattle, 12/15/24	LESS THAN 300 YARDS NET OFFENSE	298 yards, Detroit 34, Green Bay 31 @ Detroit, 12/05/24
3 to, Green Bay 38, San Francisco 10 vs. San Francisco, 11/24/24	FORCED THREE-PLUS TURNOVERS	3 to, Green Bay 24, Houston 22 vs. Houston, 10/20/24
4 to, Minnesota 31, Green Bay 29 vs. Minnesota, 09/29/24	FORCED FOUR-PLUS TURNOVERS	4 to, Green Bay 41, Minnesota 17 vs. Minnesota, 01/01/23

THE LAST TIME

5 to, Baltimore 23, Green Bay 0 vs. Baltimore, 11/19/17	FORCED FIVE-PLUS TURNOVERS	6 to, Green Bay 38, Seattle 10 vs. Seattle, 12/11/16
1 to, Green Bay 30, Seattle 13 @ Seattle, 12/15/24	AT LEAST ONE TURNOVER	2 to, Green Bay 30, Seattle 13 @ Seattle, 12/15/24
SPECIAL TEAMS		
105 yards, Keisean Nixon: 1-G. Joseph kicks 70 yards from MIN 35 to GB 5. 25-K. Nixon for 105 yards. TOUCHDOWN. vs. Minnesota, 01/01/23	KICKOFF RETURNED FOR A TOUCHDOWN	99 yards, Andre Roberts: 2-M. Crosby kicks 64 yards from GB 35 to NYJ 1. 19-A. Roberts for 39 yards. TOUCHDOWN. @ N.Y. Jets, 12/23/18
55 yards, Micah Hyde: (5:04) 6-S. Martin punts 45 yards to GB 45, Center-48-D. Muhlbach, 33-M. Hyde for 55 yards. TOUCHDOWN. vs. Detroit, 12/28/14	PUNT RETURNED FOR A TOUCHDOWN	76 yards, Rashid Shaheed: (10:47) 19-D. Whelan punts 40 yards to NO 24, Center-42-M. Orzech, 22-R. Shaheed for 78 yards. TOUCHDOWN. vs. New Orleans, 09/24/23
57 yards, Willie Buchanan (Chester Marcol, Kicker) @ New Orleans, 12/17/72	BLOCKED FIELD GOAL RETURNED FOR A TOUCHDOWN	61 yards, Shawn Springs: (8:10) R. Longwell 50 yard field goal is BLOCKED (L. King), Center-R. Davis, Holder-M. Hasselbeck, RECOVERED by SEA-S Springs at SEA 39. S Springs for 61 yards. TOUCHDOWN. vs. Seattle, 11/01/99
Geronimo Allison: (7:33) 6-M. Wile punt is BLOCKED by 81-G. Allison, Center-47-K. McDermott, RECOVERED by GB-37-J. Jackson at MIN -1. TOUCHDOWN. vs. Minnesota, 09/16/18	BLOCKED PUNT RETURNED FOR A TOUCHDOWN	Michael Clemons: (5:52) 16-P. O'Donnell punt is BLOCKED by 72-M. Clemons, Center-56-J. Coco, RECOVERED by NYJ-39-W Parks at GB 20. 39-W Parks for 20 yards. TOUCHDOWN. vs. N.Y. Jets, 10/16/22
51 yards, Brandon McManus: (1:16) 17-B. McManus 51 yard field goal is GOOD, Center-42-M. Orzech, Holder-19-D. Whelan. vs. San Francisco, 11/24/24	MADE FIELD GOAL OF 50 YARDS OR LONGER	53 yards, Cairo Santos: (7:54) 8-C. Santos 53 yard field goal is GOOD, Center-46-S. Daly, Holder-19-T. Taylor. @ Chicago, 11/17/24
47 yards, Mason Crosby: (15:00) 2-M. Crosby 47 yard field goal is BLOCKED (95-D. Williams), Center-56-J. Coco, Holder-16-P. O'Donnell. vs. N.Y. Jets, 10/16/22	BLOCKED FIELD GOAL	46 yards, Cairo Santos: (0:03) 8-C. Santos 46 yard field goal is BLOCKED (94-K. Brooks), Center-46-S. Daly, Holder-19-T. Taylor. @ Chicago, 11/17/24
Pat O'Donnell: (11:59) 16-P. O'Donnell punt is BLOCKED by 44-J. Metellus, Center-56-J. Coco, recovered by GB-6-D. Leavitt at GB 4. 6-D. Leavitt to GB 1 for -3 yards (91-P. Jones). vs. Minnesota, 01/01/23	BLOCKED PUNT	Matt Wile: (7:33) 6-M. Wile punt is BLOCKED by 81-G. Allison, Center-47-K. McDermott, RECOVERED by GB-37-J. Jackson at MIN -1. TOUCHDOWN. vs. Minnesota, 09/16/18
Green Bay 17, Chicago 9 vs. Chicago, 01/07/24	NO PUNTS	Green Bay 24, Washington 10 vs. Washington, 10/24/21
Anders Carlson: 17-A. Carlson extra point is No Good, Wide Left, Center-42-M. Orzech, Holder-19-D. Whelan. @ Minnesota, 12/31/23	MISSED POINT AFTER TOUCHDOWN ATTEMPT	Eddy Piñeiro/Eddy Piñeiro: 4-E. Piñeiro extra point is No Good, Wide Left, Center-44-J. Jansen, Holder-10-J. Hecker. 4-E. Piñeiro extra point is No Good, Wide Left, Center-44-J. Jansen, Holder-10-J. Hecker. @ Carolina, 12/24/23
Joshua Karty (Colby Wooden blocked): 16-J. Karty extra point is Blocked (96-C. Wooden), Center-47-A. Ward, Holder-42-E. Evans. @ L.A. Rams, 10/06/24	POINT AFTER TOUCHDOWN ATTEMPT BLOCKED	Anders Carlson (Patrick Peterson blocked): 17-A. Carlson extra point is Blocked (20-P. Peterson), Center-42-M. Orzech, Holder-19-D. Whelan. @ Pittsburgh, 11/12/23
Jermaine Whitehead: 2-M. Crosby kicks inside 14 yards from GB 35 to GB 49. RECOVERED by GB-35-J. Whitehead. @ Detroit, 12/31/17	SUCCESSFUL ONSIDE KICK	Khalil Herbert: 2-C. Santos kicks inside 19 yards from CHI 35 to GB 46. RECOVERED by CHI-24-K. Herbert. vs. Chicago, 12/12/21
4 fg, Mason Crosby: (36, 46, 28, 26) @ Miami, 12/25/22	FOUR FIELD GOALS	4 fg, Will Lutz: (32, 29, 35, 52) @ Denver, 10/22/23
5 fg, Mason Crosby: (37, 40, 31, 48, 36) vs. Minnesota, 09/16/18	FIVE FIELD GOALS	5 fg, Matt Prater: (26, 22, 41, 51, 54) vs. Detroit, 10/14/19
* Never Has Happened *	SIX FIELD GOALS	* Never Has Happened *
51 yards, Brandon McManus: (1:16) 17-B. McManus 51 yard field goal is GOOD, Center-42-M. Orzech, Holder-19-D. Whelan. vs. San Francisco, 11/24/24	50-59 YARD FIELD GOAL	53 yards, Cairo Santos: (10:21) 8-C. Santos 27 yard field goal is GOOD, Center-46-S. Daly, Holder-19-T. Taylor. @ Chicago, 11/17/24
* Never Has Happened *	60+ YARD FIELD GOAL	63 yards, David Akers: (0:2) 2-D. Akers 63 yard field goal is GOOD, Center-86-B. Jennings, Holder-4-A. Lee. vs. San Francisco, 09/09/12
3 fg, Brandon McManus: (39, 21, 23) @ Seattle, 12/15/24	THREE FIELD GOALS	3 fg, Ka'iimi Fairbairn: (23, 52, 35) vs. Houston, 10/20/24
65 yards, Trevor Davis @ Cleveland, 12/10/17	50-69 YARD PUNT RETURN	62t yards, Devin Hester @ Chicago, 09/27/10
75t yards, Micah Hyde vs. Philadelphia, 11/16/14	70-89 YARD PUNT RETURN	76t yards, Rashid Shaheed vs. New Orleans, 09/24/23
93t yards, Micah Hyde @ Minnesota, 10/27/13	90+ YARD PUNT RETURN	97t yards, Jakeem Grant Sr. vs. Chicago, 12/12/21
63 yds, Daniel Whelan @ Jacksonville, 10/27/24	60-69 YARD PUNT	60 yds, Jack Fox vs. Detroit, 11/03/24
74 yds, Daniel Whelan vs. Minnesota, 09/29/24	70+ YARD PUNT	73 yds, Logan Cooke @ Jacksonville, 10/27/24
10 punts, Jon Ryan vs. New England, 11/19/06	PUNTED 10+ TIMES	10 punts, Chris Kluwe vs. Minnesota, 12/21/06
51 yards, Keisean Nixon vs. L.A. Rams, 11/05/23	50-69 YARD KICKOFF RETURN	68 yards, Trenton Cannon @ San Francisco, 09/26/21
70 yards, Jeff Janis @ Minnesota, 11/22/15	70-89 YARD KICKOFF RETURN	71 yards, Jamal Agnew @ Detroit, 12/13/20
105t yards, Keisean Nixon vs. Minnesota, 01/01/23	90+ YARD KICKOFF RETURN	99t yards, Andre Roberts @ N.Y. Jets, 12/23/18
TEAM/MISCELLANEOUS		
411 yards, Green Bay 411, Detroit 261 vs. Detroit, 11/03/24	400+ TOTAL YARDS OF OFFENSE	410 yards, Green Bay 414, Philadelphia 410 @ Philadelphia, 09/06/24
522 yards, Green Bay 522, Minnesota 382 @ Minnesota, 09/13/20	500+ TOTAL YARDS OF OFFENSE	500 yards, Philadelphia 500, Green Bay 342 @ Philadelphia, 11/27/22

THE LAST TIME

ST: (6:33) (Shotgun) K Cousins pass short middle intended for T.Hockenson INTERCEPTED by D.Savage (R.Douglas) at GB 25. D.Savage for 75 yards. TOUCHDOWN.DEF: (15:00) A.Dillon left tackle for 2 yards. TOUCHDOWN.DEF: (9:31) A.Rodgers scrambles right end for 2 yards. TOUCHDOWN.DEF: (2:48) (Shotgun) A.Rodgers pass deep right to R.Tonyan for 21 yards. TOUCHDOWN.OFF: E.Joseph kicks 70 yards from MIN 35 to GB -5, K.Nixon for 105 yards. TOUCHDOWN. vs. Minnesota, 01/01/23

TOUCHDOWN ON OFFENSE, DEFENSE AND SPECIAL TEAMS

ST: (8:52) (Shotgun) J Freeman pass short right to D.Ward for 6 yards. TOUCHDOWN.ST: (11:44) (Shotgun) J Freeman pass short left to K.Winslow for 7 yards. TOUCHDOWN.ST: (4:20) (Shotgun) J Freeman pass short right to S.Stroughler for 7 yards. TOUCHDOWN.DEF: (5:2) (Shotgun) A.Rodgers pass deep left intended for D.Driver INTERCEPTED by T.Jackson at GB 35. T.Jackson for 35 yards. TOUCHDOWN.OFF: (12:09) (Punt formation) J.Kapinos punt is BLOCKED by G.Hayes, Center B.Goode, RECOVERED by TB-R.Barber at GB 31. R.Barber for 31 yards. TOUCHDOWN. @ Tampa Bay, 11/06/09

Jordan Love: TWO-POINT CONVERSION ATTEMPT. 10-J.Love pass to 9-C.Watson is complete. ATTEMPT SUCCEEDS. vs. Detroit, 11/03/24	MADE TWO-POINT CONVERSION	Tua Tagovailoa: TWO-POINT CONVERSION ATTEMPT. 1-T.Tagovailoa pass to 17-J.Waddle is complete. ATTEMPT SUCCEEDS. vs. Miami, 11/28/24
Josh Jacobs: TWO-POINT CONVERSION ATTEMPT. 8-Jacobs rushes left guard. ATTEMPT FAILS. @ Chicago, 11/17/24	FAILED TWO-POINT CONVERSION	Tua Tagovailoa: TWO-POINT CONVERSION ATTEMPT. 1-T.Tagovailoa pass to 31-R.Mosterl is incomplete. ATTEMPT FAILS. vs. Miami, 11/28/24
Green Bay 53, Philadelphia 20 vs. Philadelphia, 11/16/14	50+ POINTS	New Orleans 51, Green Bay 29 @ New Orleans, 11/24/08
Green Bay 41, Minnesota 17 vs. Minnesota, 01/01/23	40+ POINTS	Philadelphia 40, Green Bay 33 @ Philadelphia, 11/27/22
Green Bay 31, Dallas 28 vs. Dallas, 11/13/22	OVERTIME WIN	Indianapolis 34, Green Bay 31 @ Indianapolis, 11/22/20
Indianapolis 34, Green Bay 31 @ Indianapolis, 11/22/20	OVERTIME LOSS	Green Bay 31, Dallas 28 vs. Dallas, 11/13/22
Minnesota 29, Green Bay 29 vs. Minnesota, 09/16/18	OVERTIME TIE	Minnesota 29, Green Bay 29 vs. Minnesota, 09/16/18
Green Bay 20, Detroit 6 @ Detroit, 11/23/23	20 FIRST-QUARTER POINTS	Tennessee 21, Green Bay 0 @ Tennessee, 11/13/16
Green Bay 21, Chicago 0 vs. Chicago, 09/18/22	20 SECOND-QUARTER POINTS	Chicago 24, Green Bay 21 vs. Chicago, 12/12/21
Green Bay 20, Minnesota 0 @ Minnesota, 10/23/11	20 THIRD-QUARTER POINTS	Arizona 21, Green Bay 8 @ Arizona, 12/27/15
Green Bay 22, Minnesota 3 vs. Minnesota, 09/29/24	20 FOURTH-QUARTER POINTS	Minnesota 24, Green Bay 14 @ Minnesota, 09/13/20
Green Bay 17, Seattle 0 vs. Seattle, 11/14/21	SHUTOUT AT HOME	Detroit 31, Green Bay 0 vs. Detroit, 12/30/18
Green Bay 9, N.Y. Jets 0 @ N.Y. Jets, 10/31/10	SHUTOUT ON THE ROAD	* Never Has Happened *
Green Bay 31, Dallas 28 vs. Dallas, 11/13/22	OVERTIME WIN AT HOME	Miami 23, Green Bay 20 vs. Miami, 10/17/10
Green Bay 25, Cincinnati 22 @ Cincinnati, 10/10/21	OVERTIME WIN ON THE ROAD	Indianapolis 34, Green Bay 31 @ Indianapolis, 11/22/20
10 pen, Detroit 24, Green Bay 14 vs. Detroit, 11/03/24	10 PENALTIES	10 pen, Green Bay 30, Miami 17 vs. Miami, 11/28/24
0 pen, Detroit 37, Green Bay 30 @ Detroit, 01/09/22	NO PENALTIES	0 pen, Tampa Bay 38, Green Bay 10 @ Tampa Bay, 10/18/20
0 to, Green Bay 30, Miami 17 vs. Miami, 11/28/24	NO TURNOVERS	0 to, Green Bay 20, Chicago 19 @ Chicago, 11/17/24
3 td, Green Bay 30, Seattle 13 (9:23) J.Jacobs up the middle for 1 yard, TOUCHDOWN. (2:00) (Shotgun) J.Love pass short middle to R.Doubs for 13 yards, TOUCHDOWN. (5:05) (Shotgun) J.Love pass deep middle to R.Doubs for 22 yards, TOUCHDOWN. @ Seattle, 12/15/24	THREE TOTAL TOUCHDOWNS	3 td, Detroit 24, Green Bay 14 (15:00) (Shotgun) J.Goff pass short left to A.St. Brown for 3 yards, TOUCHDOWN. (4:2) (No Huddle) (Shotgun) J.Love pass short right intended for J.Jacobs INTERCEPTED by K.Joseph [A.Anzalone] at GB 27. K.Joseph for 27 yards, TOUCHDOWN. (9:36) (Shotgun) J.Gibbs up the middle for 15 yards, TOUCHDOWN. vs. Detroit, 11/03/24
4 td, Detroit 34, Green Bay 31 (5:38) J.Jacobs left tackle for 1 yard, TOUCHDOWN. (13:20) (Shotgun) J.Love pass short middle to T.Kraft for 12 yards, TOUCHDOWN. (11:21) (No Huddle) J.Jacobs left tackle for 6 yards, TOUCHDOWN. (14:24) J.Jacobs up the middle for 4 yards, TOUCHDOWN. @ Detroit, 12/05/24	FOUR TOTAL TOUCHDOWNS	4 td, Detroit 34, Green Bay 31 (9:44) D.Montgomery right end for 3 yards, TOUCHDOWN. (1:14) (Shotgun) J.Goff pass short middle to J.Gibbs for 2 yards, TOUCHDOWN [R.Gary]. (5:05) (Shotgun) J.Goff pass short right to T.Patrick for 3 yards, TOUCHDOWN (8:43) J.Goff pass short middle to T.Patrick for 1 yard, TOUCHDOWN. @ Detroit, 12/05/24
40:11 TOP, Green Bay 16, Indianapolis 10 vs. Indianapolis, 09/15/24	OVER 40:00 TIME OF POSSESSION (NON-OT)	40:26 TOP, Detroit 40, Green Bay 10 @ Detroit, 11/28/13
@ Seattle, 12/15/24	NO SACKS/NO INTERCEPTIONS ALLOWED	vs. Arizona, 10/13/24
(10, 7, 7, 14 Points), Green Bay 38, San Francisco 10 vs. San Francisco, 11/24/24	SCORE TOUCHDOWN IN EACH QUARTER	(7, 10, 7, 10 Points), Detroit 34, Green Bay 31 @ Detroit, 12/05/24
31 (first half), Green Bay 34, Detroit 27 vs. Detroit, 09/25/16	30 ONE-HALF POINTS	35 (first half), Tennessee 47, Green Bay 25 @ Tennessee, 11/13/16
Green Bay 38, San Francisco 10 vs. San Francisco, 11/24/24	WON GAME BY 20+ POINTS	New Orleans 38, Green Bay 3 @ New Orleans, 09/12/21

TRANSACTIONS BY DATE

DATE	POS.	PLAYER	TRANSACTION
12/11	DL	Jonathan Ford	Contract terminated by player
12/11	DL	Jeremiah Martin	Signed to practice squad
12/9	OL	Michael Jordan	Signed to practice squad
12/9	T	Spencer Rolland	Released from practice squad
12/5	CB	Kalen King	Elevated from the practice squad to the active roster for gameday
11/30	LB	Michael Barrett	Signed to practice squad
11/30	G	Marquis Hayes	Signed to practice squad
11/30	WR	Malik Knowles	Released from practice squad
11/26	LB	Jamin Davis	Contract terminated by player
11/20	RB	MarShawn Lloyd	Placed on reserve/non-football illness
11/20	WR	Alex McGough	Signed to practice squad
11/18	RB	MarShawn Lloyd	Activated off injured reserve
11/16	T/G	Jordan Morgan	Placed on injured reserve
11/16	CB	Robert Rochell	Signed to active roster from practice squad
11/5	DL	Preston Smith	Traded to the Pittsburgh Steelers
11/2	CB	Kamal Hadden	Elevated from the practice squad to the active roster for gameday
10/29	LB	Jamin Davis	Signed to practice squad
10/29	LB	Chris Russell	Released from practice squad
10/26	CB	Robert Rochell	Elevated from the practice squad to the active roster for gameday
10/25	DL	Jonathan Ford	Signed to practice squad
10/23	DL	Jonathan Ford	Released
10/23	LS	Matt Orzech	Signed
10/22	FB	Andrew Beck	Released from practice squad
10/21	DL	Jonathan Ford	Activated off injured reserve/designated to return
10/21	LS	Matt Orzech	Released
10/19	FB	Andrew Beck	Elevated from the practice squad to the active roster for gameday
10/16	WR	Malik Knowles	Signed to practice squad
10/16	K	Brandon McManus	Signed
10/16	K	Brayden Narveson	Released
10/15	T	Spencer Rolland	Signed to practice squad
10/15	G/C	Lectius Smith	Contract terminated by player
10/14	WR	TJ Luther	Placed on practice squad; injured
10/12	FB	Andrew Beck	Elevated from the practice squad to the active roster for gameday
10/11	TE	John FitzPatrick	Signed to the active roster from the Atlanta Falcons' practice squad
10/11	TE	Luke Musgrave	Placed on injured reserve
10/9	CB	Robert Rochell	Signed to practice squad
10/7	CB	Robert Rochell	Released
10/5	FB	Andrew Beck	Elevated from the practice squad to the active roster for gameday
10/5	WR	Romeo Doubs	Placed on the reserve/suspended list by the club for one game
10/5	CB	Robert Rochell	Signed to active roster from practice squad
9/28	CB	Kamal Hadden	Elevated from the practice squad to the active roster for gameday
9/28	CB	Robert Rochell	Elevated from the practice squad to the active roster for gameday
9/26	TE	Messiah Swinson	Signed to practice squad
9/24	TE	Johnny Lumpkin	Released from practice squad
9/21	QB	Sean Clifford	Elevated from the practice squad to the active roster for gameday
9/21	CB	Robert Rochell	Elevated from the practice squad to the active roster for gameday
9/18	WR	Cornelius Johnson	Signed to practice squad
9/17	RB	Chris Brooks	Signed to active roster from practice squad
9/17	RB	MarShawn Lloyd	Placed on injured reserve
9/14	QB	Sean Clifford	Elevated from the practice squad to the active roster for gameday
9/10	TE	Johnny Lumpkin	Signed to practice squad
9/10	WR	TJ Luther	Signed to practice squad
9/10	RB	La'Mical Perine	Released from practice squad
9/10	WR	Jalen Wayne	Released from practice squad
9/6	RB	Ellis Merriweather	Elevated from the practice squad to the active roster for gameday
9/3	RB	Chris Brooks	Signed to practice squad
9/3	TE	Messiah Swinson	Contract terminated by player
8/30	FB	Andrew Beck	Signed to practice squad
8/30	CB	Kamal Hadden	Signed to practice squad
8/30	RB	Nate McCrary	Placed on practice squad/injured reserve
8/30	RB	La'Mical Perine	Signed to practice squad
8/29	S	Omar Brown	Signed to practice squad
8/29	K	Brayden Narveson	Claimed off waivers from the Tennessee Titans
8/29	LB	Chris Russell	Signed to practice squad
8/28	WR	Jalen Wayne	Signed to practice squad
8/28	DL	Deslin Alexandre	Signed to practice squad
8/28	QB	Sean Clifford	Signed to practice squad
8/28	DL	James Ester	Signed to practice squad
8/28	K	Alex Hale	Signed to practice squad
8/28	WR	Julian Hicks	Signed to practice squad
8/28	G/T	Donovan Jennings	Signed to practice squad
8/28	K	Greg Joseph	Released
8/28	CB	Kalen King	Signed to practice squad
8/28	RB	Nate McCrary	Signed to practice squad

8/28	RB	Ellis Merriweather	Signed to practice squad
8/28	CB	Robert Rochell	Signed to practice squad
8/28	G/C	Lectius Smith	Signed to practice squad
8/28	TE	Messiah Swinson	Signed to practice squad
8/27	DL	Deslin Alexandre	Released
8/27	DL	Brevin Allen	Released
8/27	DL	Keshawn Banks	Released
8/27	K	Anders Carlson	Released
8/27	QB	Sean Clifford	Released
8/27	CB	LJ Davis	Waived/injured
8/27	TE	Tyler Davis	Placed on injured reserve
8/27	RB	AJ Dillon	Placed on injured reserve
8/27	WR	Grant DuBose	Released
8/27	DL	James Ester	Released
8/27	DL	Jonathan Ford	Placed on injured reserve/designated for return
8/27	LB	Ralen Goforth	Waived/injured
8/27	CB	Gemon Green	Released
8/27	K	Alex Hale	Released
8/27	WR	Julian Hicks	Released
8/27	G/T	Donovan Jennings	Released
8/27	S	Anthony Johnson Jr.	Released
8/27	T	Caleb Jones	Released
8/27	CB	Kalen King	Released
8/27	RB	Nate McCrary	Released
8/27	RB	Ellis Merriweather	Released
8/27	DL	Zach Morton	Released
8/27	G/T	Royce Newman	Released
8/27	TE	Henry Pearson	Released
8/27	QB	Michael Pratt	Released
8/27	CB	Robert Rochell	Released
8/27	LB	Chris Russell	Released
8/27	S	Benny Sapp III	Released
8/27	DL	Keonte Schad	Released
8/27	G/C	Lectius Smith	Released
8/27	WR	Dimtiri Stanley	Released
8/27	TE	Messiah Swinson	Released
8/27	T	Luke Tenuta	Released
8/27	WR	Samori Toure	Released
8/27	DL	Spencer Waage	Released
8/27	WR	Jalen Wayne	Released
8/27	LB	Kristian Welch	Released
8/27	TE	Joel Wilson	Released
8/27	LB	Christian Young	Released
8/22	DL	Keonte Schad	Signed
8/21	DL	Kenneth Odumegwu	Released
8/20	RB	Jarveon Howard	Waived/injured
8/20	FB	Henry Pearson	Signed
8/14	LS	Peter Bowden	Released
8/14	S	Tyler Coyle	Released
8/14	RB	Nate McCrary	Signed
8/14	LB	Chris Russell	Signed
8/7	DL	Brevin Allen	Signed
8/7	CB	Don Callis	Waived/injured
8/7	DL	Zach Morton	Signed
8/7	WR	Rory Starkey	Waived/injured
8/5	QB	Jacob Eason	Released
7/30	LS	Peter Bowden	Signed
7/30	CB	Don Callis	Signed
7/30	CB	LJ Davis	Signed
7/30	CB	Zylon Gilbert	Released
7/30	FB	Henry Pearson	Released
7/30	K	James Turner	Released
7/27	QB	Jordan Love	Signed contract extension
7/23	LS	Peter Bowden	Released
7/23	QB	Jacob Eason	Signed
7/21	DL	Kenny Clark	Signed contract extension
7/19	WR	Alex McGough	Waived/injured
7/19	WR	Rory Starkey	Signed
7/19	WR	Jalen Wayne	Signed
6/24	K	James Turner	Claimed off waivers from the Detroit Lions
6/19	K	Jack Podlesny	Released
6/13	T/G	Jordan Morgan	Signed
6/3	S	Javon Bullard	Signed
5/23	LB	Edgerrin Cooper	Signed
5/14	OL	Travis Glover	Signed
5/14	LB	Ty Ron Hopper	Signed
5/14	RB	MarShawn Lloyd	Signed
5/14	OL	Jacob Monk	Signed
5/14	S	Kitan Oladapo	Signed
5/14	S	Evan Williams	Signed
5/13	DL	Spencer Waage	Claimed off waivers from the San Francisco 49ers
5/6	WR	Julian Hicks	Signed
5/6	CB	Anthony Johnson	Released
5/6	DL	Deandre Johnson	Released
5/6	WR	Thyrick Pitts	Waived/injured
5/6	OL	Lectius Smith	Signed

TRANSACTIONS BY DATE

5/6	WR	Dimitri Stanley	Signed
5/3	LS	Peter Bowden	Signed
5/3	DL	James Ester	Signed
5/3	LB	Ralen Goforth	Signed
5/3	RB	Jarveon Howard	Signed
5/3	OL	Donovan Jennings	Signed
5/3	CB	Kalen King	Signed
5/3	QB	Michael Pratt	Signed
5/3	TE	Messiah Swinson	Signed
4/18	T	Andre Dillard	Signed
4/10	CB	Gemon Green	Signed
3/28	K	Greg Joseph	Signed
3/23	LB	Eric Wilson	Re-signed
3/19	CB	Robert Rochell	Re-signed
3/15	RB	AJ Dillon	Re-signed
3/15	CB	Keisean Nixon	Re-signed
3/14	RB	Josh Jacobs	Signed
3/14	S	Xavier McKinney	Signed
3/14	LB	Kristian Welch	Re-signed
3/13	LB	De'Vondre Campbell	Released

3/12	CB	Corey Ballentine	Re-signed
3/12	TE	Tyler Davis	Re-signed
3/11	T	David Bakhtiari	Released
3/11	RB	Aaron Jones	Released
1/24	K	Jack Podlesny	Signed
1/22	LB	Keshawn Banks	Signed
1/22	S	Tyler Coyle	Signed
1/22	WR	Grant DuBose	Signed
1/22	DL	Jonathan Ford	Signed
1/22	CB	Zyon Gilbert	Signed
1/22	CB	Anthony Johnson	Signed
1/22	QB	Alex McGough	Signed
1/22	RB	Ellis Merriweather	Signed
1/22	LB	Arron Mosby	Signed
1/22	LB	Kenneth Odumegwu	Signed
1/22	FB	Henry Pearson	Signed
1/22	WR	Thyrick Pitts	Signed
1/22	T	Kadeem Telfort	Signed
1/22	TE	Joel Wilson	Signed

TRANSACTIONS BY PLAYER

Alexandre, Deslin - DL

8/27/24 Released
8/28/24 Signed to practice squad

Allen, Brevin - DL

8/7/24 Signed
8/27/24 Released

Bakhtiari, David - T

3/11/24 Released

Ballentine, Corey - CB

3/12/24 Re-signed

Banks, Keshawn - DL

1/22/24 Signed
8/27/24 Released

Barrett, Michael - LB

11/30/24 Signed to practice squad

Beck, Andrew - FB

8/30/24 Signed to practice squad
10/5/24 Elevated from the practice squad to the active roster for gameday
10/12/24 Elevated from the practice squad to the active roster for gameday
10/19/24 Elevated from the practice squad to the active roster for gameday
10/22/24 Released from practice squad

Bowden, Peter - LS

5/3/24 Signed
7/23/24 Released
7/30/24 Signed
8/14/24 Released

Brooks, Chris - RB

9/3/24 Signed to practice squad
9/17/24 Signed to active roster from practice squad

Brown, Omar - S

8/29/24 Signed to practice squad

Bullard, Javon - S

6/3/24 Signed

Callis, Don - CB

7/30/24 Signed
8/7/24 Waived/injured

Campbell, De'Vondre - LB

3/13/24 Released

Carlson, Anders - K

8/27/24 Released

Clark, Kenny - DL

7/21/24 Signed contract extension

Clifford, Sean - QB

8/27/24 Released
8/28/24 Signed to practice squad
9/14/24 Elevated from the practice squad to the active roster for gameday
9/21/24 Elevated from the practice squad to the active roster for gameday

Cooper, Edgerrin - LB

5/23/24 Signed

Coyle, Tyler - S

1/22/24 Signed
8/14/24 Released

Davis, Jamin - LB

10/29/24 Signed to practice squad
11/26/24 Contract terminated by player

Davis, LJ - CB

7/30/24 Signed
8/27/24 Waived/injured

Davis, Tyler - TE

3/12/24 Re-signed
8/27/24 Placed on injured reserve

Dillard, Andre - T

4/18/24 Signed

Dillon, AJ - RB

3/15/24 Re-signed
8/27/24 Placed on injured reserve

Doubs, Romeo - WR

10/5/24 Placed on the reserve/suspended list by the club for one game

DuBose, Grant - WR

1/22/24 Signed
8/27/24 Released

Ester, James - DL

5/3/24 Signed
8/27/24 Released
8/28/24 Signed to practice squad

Eason, Jacob - QB

7/23/24 Signed
8/5/24 Released

FitzPatrick, John - TE

10/11/24 Signed to the active roster from the Atlanta Falcons' practice squad

Ford, Jonathan - DL

1/22/24 Signed
8/27/24 Placed on injured reserve/designated for return
10/21/24 Activated off injured reserve/designated for return
10/23/24 Released
10/25/24 Signed to practice squad
12/11/24 Contract terminated by player

Gilbert, Zyon - CB

1/22/24 Signed
7/30/24 Released

Glover, Travis - T

5/14/24 Signed

Goforth, Ralen - LB

5/3/24 Signed
8/27/24 Waived/injured

Green, Gemon - CB

4/10/24 Signed
8/27/24 Released

Hadden, Kamal - CB

8/30/24 Signed to practice squad
9/28/24 Elevated from the practice squad to the active roster for gameday
11/2/24 Elevated from the practice squad to the active roster for gameday

Hale, Alex - K

8/7/24 Signed
8/27/24 Released
8/28/24 Signed to practice squad

Hayes, Marquis - G

11/30/24 Signed to practice squad

Hicks, Julian - WR

5/6/24 Signed
8/27/24 Released
8/28/24 Signed to practice squad

Hopper, Ty'Ron - LB

5/14/24 Signed

Howard, Jarveon - RB

5/3/24 Signed
8/20/24 Waived/injured

Jacobs, Josh - RB

3/14/24 Signed

Jennings, Donovan - G/T

5/3/24 Signed
8/27/24 Released
8/28/24 Signed to practice squad

Johnson, Anthony - CB

1/22/24 Signed
5/6/24 Released

Johnson, Cornelius - WR

9/18/24 Signed to practice squad

Johnson Jr., Anthony - S

8/27/24 Released

Johnson, Deandre - DL

5/6/24 Released

Jones, Aaron - RB

3/11/24 Released

Jones, Caleb - T

8/27/24 Released

Jones, Trente - OL

5/3/24 Signed
5/13/24 Placed on reserve/retired list

Jordan, Michael - OL

12/9/24 Signed to practice squad

Joseph, Greg - K

3/28/24 Signed
8/28/24 Released

King, Kalen - CB
5/3/24 Signed
8/27/24 Released
8/28/24 Signed to practice squad
12/5/24 Elevated from the practice squad to the active roster for gameday

Knowles, Malik - WR
10/16/24 Signed to practice squad
11/30/24 Released from practice squad

Lloyd, MarShawn - RB
5/14/24 Signed
9/17/24 Placed on injured reserve
11/18/24 Activated off injured reserve
11/20/24 Placed on reserve/non-football illness

Love, Jordan - QB
7/27/24 Signed contract extension

Lumpkin, Johnny - TE
9/10/24 Signed to practice squad
9/24/24 Released from practice squad

Luther, TJ - WR
9/10/24 Signed to practice squad
10/14/24 Placed on practice squad; injured

Martin, Jeremiah - DL
12/11/24 Signed to practice squad

Mathews, Rodney - DL
5/3/24 Signed
5/9/24 Released

McCrary, Nate - RB
8/14/24 Signed
8/27/24 Released
8/28/24 Signed to practice squad
8/30/24 Placed on practice squad/injured reserve

McGough, Alex - WR
1/22/24 Signed
7/19/24 Waived/injured
11/20/24 Signed to practice squad

McKinney, Xavier - S
3/14/24 Signed

McManus, Brandon - K
10/16/24 Signed

Merriweather, Ellis - RB
1/22/24 Signed
8/27/24 Released
8/28/24 Signed to practice squad
9/6/24 Elevated from the practice squad to the active roster for gameday

Monk, Jacob - C/G
5/14/24 Signed

Morgan, Jordan - T/G
6/13/24 Signed
11/16/24 Placed on injured reserve

Mosby, Arron - DL
1/22/24 Signed

Morton, Zach - DL
8/7/24 Signed
8/27/24 Released

Musgrave, Luke - TE
10/11/24 Placed on injured reserve

Narveson, Brayden - K
8/29/24 Claimed off waivers from Tennessee Titans
10/16/24 Released

Newman, Royce - G/T
8/27/24 Released

Nixon, Keisean - CB
3/15/24 Re-signed

Odumegwu, Kenneth - DL
1/22/24 Signed
8/21/24 Released

Oladapo, Kitan - S
5/14/24 Signed

Orzech, Matt - LS
10/21/24 Released
10/23/24 Signed

Pearson, Henry - TE
1/22/24 Signed
7/30/24 Released
8/20/24 Signed
8/27/24 Released

Perine, La'Mical - RB
8/30/24 Signed to practice squad
9/10/24 Released from practice squad

Pitts, Thyrick - WR
1/22/24 Signed
5/6/24 Waived/injured

Podlesny, Jack - K
1/24/24 Signed
6/19/24 Released

Pratt, Michael - QB
5/3/24 Signed
8/27/24 Released

Rochell, Robert - CB
3/19/24 Re-signed
8/27/24 Released
8/28/24 Signed to practice squad
9/21/24 Elevated from the practice squad to the active roster for gameday
9/28/24 Elevated from the practice squad to the active roster for gameday
10/5/24 Signed to the active roster from practice squad
10/7/24 Released
10/9/24 Signed to practice squad
10/26/24 Elevated from the practice squad to the active roster for gameday
11/16/24 Signed to the active roster from practice squad

Rolland, Spencer - T
10/15/24 Signed to practice squad
12/9/24 Released from practice squad

Russell, Chris - LB
8/14/24 Signed
8/27/24 Released
8/29/24 Signed to practice squad
10/29/24 Released from practice squad

Sapp III, Benny - S
8/27/24 Released

Schad, Keonte - DL
8/22/24 Signed
8/27/24 Released

Smith, Lecitus - G/C
5/6/24 Signed
8/27/24 Released
8/28/24 Signed to practice squad
10/15/24 Contract terminated by player

Smith, Preston - DL
11/5/24 Traded to the Pittsburgh Steelers

Stanley, Dimitri - RB
5/6/24 Signed
8/27/24 Released

Starkey, Rory - WR
7/19/24 Signed
8/7/24 Waived/injured

Swinson, Messiah - TE
5/3/24 Signed
8/27/24 Released
8/28/24 Signed to practice squad
9/3/24 Contract terminated by player
9/26/24 Signed to practice squad

Telfort, Kadeem - T
1/22/24 Signed

Tenuta, Luke - T
8/27/24 Released

Toure, Samori - WR
8/27/24 Released

Turner, James - K
6/24/24 Claimed off waivers from Detroit Lions
7/30/24 Released

Waege, Spencer - DL
5/13/24 Claimed off waivers from San Francisco 49ers
8/27/24 Released

Wayne, Jalen - WR
7/19/24 Signed
8/27/24 Released
8/28/24 Signed to practice squad
9/10/24 Released from practice squad

Welch, Kristian - LB
3/14/24 Re-signed
8/27/24 Released

Williams, Evan - S

5/14/24 Signed

Willis, Malik - QB

8/27/24 Acquired via trade from
Tennessee Titans

Wilson, Eric - LB

3/23/24 Re-signed

Wilson, Joel - TE

1/22/24 Signed

8/27/24 Released

Young, Christian - LB

8/27/24 Released



GAME SUMMARIES



GAME SUMMARY [LAST MATCHUP]



17



18

2023 WEEK 3
Green Bay Packers 18, New Orleans Saints 17
78,043 🏠 Lambeau Field 🏠 Sep 24, 2023

New Orleans Saints	7	10	0	0	—	17
Green Bay Packers	0	0	0	18	—	18

New Orleans Saints Starters

OFFENSE	DEFENSE
WR 18 K. Kirkwood	RDE 96 C. Granderson
TE 83 J. Johnson	DT 50 K. Saunders
LT 70 T. Penning	DT 93 N. Shepherd
LG 74 J. Hurst	LDE 94 C. Jordan
C 78 E. McCoy	WILL 20 P. Werner
RG 51 C. Ruiz	MLB 56 D. Davis
RT 71 R. Ramczyk	LCB 27 I. Yadom
WR 22 R. Shaheed	CB 1 A. Taylor
QB 4 D. Carr	SS 31 J. Howden
FB 46 A. Prentice	FS 32 T. Mathieu
RB 34 T. Jones Jr.	RCB 23 M. Lattimore

Green Bay Packers Starters

OFFENSE	DEFENSE
WR 87 R. Doubs	DE 97 K. Clark
WR 13 D. Wicks	NT 93 T. Staton
LT 63 R. Walker	DE 95 D. Wyatt
LG 70 R. Newman	OLB 91 P. Smith
C 71 J. Myers	ILB 59 D. Campbell
RG 76 J. Runyan	OLB 7 Q. Walker
RT 50 Z. Tom	ILB 55 K. Enagbare
TE 81 J. Deguara	CB 24 C. Valentine
WR 11 J. Reed	CB 29 R. Douglas
QB 10 J. Love	S 26 D. Savage
RB 28 A. Dillon	S 20 R. Ford

SCORING DRIVES

TEAM	QTR	TIME	SCORING PLAY	NO	GB
Saints	1	06:40	J.Graham 8 yd. pass from D.Carr (B.Grupe kick) (9-56, 4:04)	7	0
Saints	2	10:30	R.Shaheed 76 yd. punt return (B.Grupe kick)	14	0
Saints	2	00:06	B.Grupe 25 yd. Field Goal (14-82, 4:24)	17	0
Packers	4	11:00	A.Carson 38 yd. Field Goal (7-46, 1:50)	17	3
Packers	4	06:58	J.Love 1 yd. run (J.Love-S.Toure pass) (7-80, 1:29)	17	11
Packers	4	02:56	R.Doubs 8 yd. pass from J.Love (A.Carson kick) (9-80, 2:27)	17	18

NEW ORLEANS SAINTS

PASSING	ATT	CP	YDS	SK/YD	TD	LG	INT	RTG
Derek Carr	18	13	103	3/21	1	27	0	104.6
Jameis Winston	16	10	101	1/8	0	28	0	80.5
TOTAL	34	23	204	4/29	1	28	0	93.3

RUSHING	ATT	YDS	AVG	LG	TD
Kendre Miller	9	34	3.8	10	0
Tony Jones Jr.	8	31	3.9	19	0
Taysom Hill	4	12	3.0	6	0
Rashid Shaheed	1	0	0.0	0	0
TOTAL	22	77	3.5	19	0

RECEIVING	NO	YDS	AVG	LG	TD
Chris Olave	8	104	13.0	28	0
Michael Thomas	6	50	8.3	18	0
Tony Jones Jr.	4	21	5.3	10	0
Juwan Johnson	2	12	6.0	7	0
Taysom Hill	1	9	9.0	9	0
Jimmy Graham	1	8	8.0	8	1
Kendre Miller	1	0	0.0	0	0
TOTAL	23	204	8.9	28	1

TOP DEFENSE	TOT	SOLO	AST	SCK	YDS	INT
Pete Werner	11	7	4	0.0	0.0	0
Marshon Lattimore	7	4	3	0.0	0.0	0
Alontae Taylor	5	5	0	1.0	14.0	0

FIELD GOALS	FGM/FGA	PERCENT	RESULTS
Blake Grupe	1-2	50.0	25G, 46WR
TOTAL	1-2	50.0	

GREEN BAY PACKERS

PASSING	ATT	CP	YDS	SK/YD	TD	LG	INT	RTG
Jordan Love	44	22	259	1/14	1	30	1	166.4
TOTAL	44	22	259	1/14	1	30	1	166.4

RUSHING	ATT	YDS	AVG	LG	TD
Jordan Love	9	39	4.3	24	1
AJ Dillon	11	33	3.0	14	0
Keisean Nixon	1	11	11.0	11	0
Patrick Taylor	3	6	2.0	4	0
Emanuel Wilson	2	6	3.0	4	0
TOTAL	26	95	3.7	24	1

RECEIVING	NO	YDS	AVG	LG	TD
Luke Musgrave	6	49	8.2	12	0
Romeo Doubs	5	73	14.6	30	1
Dontayvion Wicks	4	45	11.3	18	0
Jayden Reed	3	63	21.0	30	0
Patrick Taylor	3	23	7.7	12	0
Emanuel Wilson	1	6	6.0	6	0
TOTAL	22	259	11.8	30	1

TOP DEFENSE	TOT	SOLO	AST	SCK	YDS	INT
Rudy Ford	7	6	1	0.0	0.0	0
Quay Walker	7	3	4	0.0	0.0	0
Isaiah McDuffie	6	5	1	0.0	0.0	0

FIELD GOALS	FGM/FGA	PERCENT	RESULTS
Anders Carlson	1-1	100.0	38G
TOTAL	1-1	100.0	

Team Statistics

	Saints	Packers
First Downs	15	21
3rd-Down Eff. (Made/Att/Pct)	4/14/29%	8/18/44%
4th-Down Eff. (Made/Att/Pct)	1/1/100%	1/3/33%
Total Net Yards	252	340
Total Plays	60	71
Yards Per Play	4.2	4.8
Rushes/Net Yards	22/77	26/95
Net Passing	175	245
Pass Attempts/Completions	34/23	44/22
Had Intercepted	0	1
Sacked/Yards Lost	4/29	1/14
Punts/Average	7/41.9	4/38.3
Penalties/Yards	7/102	11/90
Fumbles/Lost	0/0	1/0
Possession Time	27:25	32:35

GAME SUMMARIES



29

WEEK 1 Philadelphia Eagles 34, Green Bay Packers 29 47,236 🦋 Corinthians Arena 🦋 Sep 6, 2024



34

Green Bay Packers	6	13	7	3	—	29
Philadelphia Eagles	0	17	14	3	—	34

Philadelphia Eagles Starters

OFFENSE		DEFENSE	
WR 11	A. Brown	DE 0	B. Huff
TE 81	G. Calcaterra	OT 98	J. Carter
TE 88	D. Goedert	OT 90	J. Davis
LT 68	J. Madsen	OT 93	M. Williams
LG 69	L. Dickerson	OLB 19	J. Sweat
C 51	C. Jurgens	LB 53	Z. Baun
RG 77	M. Becton	LB 17	N. Dean
RT 65	L. Johnson	CB 27	D. Mitchell
WR 6	D. Smith	CB 2	D. Slay
QB 1	J. Hurts	S 8	C. Gardner-Johnson
RB 26	S. Barkley	S 32	R. Blankenship

Green Bay Packers Starters

OFFENSE		DEFENSE	
WR 87	R. Doubs	DE 91	P. Smith
LT 83	R. Walker	DT 93	T. Slaton
LG 74	E. Jenkins	DT 97	K. Clark
C 71	J. Myers	DE 52	R. Gary
RG 75	S. Rhyhan	LB 7	Q. Walker
RT 50	Z. Tom	LB 45	E. Wilson
TE 88	L. Musgrave	LB 58	I. McCuffee
TE 65	T. Kraft	CB 21	E. Stokes
WR 9	C. Watson	CB 23	J. Alexander
QB 10	J. Love	S 20	J. Bullard
RB 8	J. Jacobs	S 29	X. McKinney

OFFICIALS: Referee: Ronald Torbert (62), Umpire: Barry Anderson (20), Down Judge: Frank LeBlanc (44), Line Judge: Brian Bollinger (40), Field Judge: Ryan Dickson (25), Side Judge: Keith Washington (7), Back Judge: Tony Josselyn (67), Replay Official: Mike Chase, Replay Assistant: Jamie Afieri-Tuss

SCORING DRIVES

TEAM	QTR	TIME	SCORING PLAY	GB	PHI
Packers	1	08:26	B.Narveson 31 yd. Field Goal (5-6, 2:20)	3	0
Packers	1	03:01	B.Narveson 23 yd. Field Goal (8-8, 4:05)	6	0
Eagles	2	12:38	S.Barkley 18 yd. pass from J.Hurts (J.Elliott kick) (11-70, 5:23)	6	7
Packers	2	10:16	J.Reed 33 yd. run (run failed) (5-70, 2:22)	12	7
Eagles	2	05:34	S.Barkley 11 yd. run (J.Elliott kick) (9-70, 4:42)	12	14
Packers	2	05:11	J.Reed 70 yd. pass from J.Love (B.Narveson kick) (3-70, 0:23)	19	14
Eagles	2	00:00	J.Elliott 38 yd. Field Goal (15-57, 5:11)	19	17
Eagles	3	14:09	A.Brown 67 yd. pass from J.Hurts (J.Elliott kick) (2-70, 0:51)	19	24
Packers	3	11:55	C.Watson 2 yd. pass from J.Love (B.Narveson kick) (6-70, 2:14)	26	24
Eagles	3	04:26	S.Barkley 2 yd. run (J.Elliott kick) (4-24, 1:42)	26	31
Packers	4	07:52	B.Narveson 26 yd. Field Goal (10-79, 5:01)	29	31
Eagles	4	00:27	J.Elliott 21 yd. Field Goal (16-67, 7:25)	29	34

GREEN BAY PACKERS

PASSING	ATT	CP	YDS	SK/YD	TD	LG	INT	RTG
Jordan Love	34	17	260	1/5	2	70	1	83.0
Malik Willis	1	0	1/4	0	0	39.6		
TOTAL	35	17	260	2/9	2	70	1	80.7

RUSHING	ATT	YDS	AVG	LG	TD
Josh Jacobs	16	84	5.3	32	0
Emanuel Wilson	4	46	11.5	18	0
Jayden Reed	1	33	33.0	33	1
TOTAL	21	163	7.8	33	1

RECEIVING	NO	YDS	AVG	LG	TD
Jayden Reed	4	138	34.5	70	1
Romeo Doubs	4	50	12.5	19	0
Christian Watson	3	13	4.3	6	1
Tucker Kraft	2	37	18.5	29	0
Josh Jacobs	2	20	10.0	11	0
Emanuel Wilson	2	2	1.0	2	0
TOTAL	17	260	15.3	70	2

TOP DEFENSE	TOT	SOLO	AST	SCK	YDS	INT
Javon Bullard	11	7	4	0.0	0.0	0
Quay Walker	11	7	4	0.0	0.0	0
Keisean Nixon	7	6	1	1.0	6.0	0

FIELD GOALS	FGM/FGA	PERCENT	RESULTS
Brayden Narveson	3-4	75.0	31G, 23G, 43RU, 26G
TOTAL	3-4	75.0	

PHILADELPHIA EAGLES

PASSING	ATT	CP	YDS	SK/YD	TD	LG	INT	RTG
Jalen Hurts	34	20	278	2/12	2	67	2	80.3
TOTAL	34	20	278	2/12	2	67	2	80.3

RUSHING	ATT	YDS	AVG	LG	TD
Saquon Barkley	24	109	4.5	34	2
Jalen Hurts	13	33	2.5	8	0
Kenneth Gainwell	1	2	2.0	2	0
TOTAL	38	144	3.8	34	2

RECEIVING	NO	YDS	AVG	LG	TD
DeVonta Smith	7	84	12.0	25	0
A.J. Brown	5	119	23.8	67	1
Dallas Goedert	4	31	7.8	21	0
Saquon Barkley	2	23	11.5	18	1
Grant Calcaterra	1	11	11.0	11	0
Kenneth Gainwell	1	10	10.0	10	0
TOTAL	20	278	13.9	67	2

TOP DEFENSE	TOT	SOLO	AST	SCK	YDS	INT
Zack Baun	15	11	4	2.0	9.0	0
Reed Blankenship	8	4	4	0.0	0.0	1
Quinyon Mitchell	5	4	1	0.0	0.0	0

FIELD GOALS	FGM/FGA	PERCENT	RESULTS
Jake Elliott	2-2	100.0	38G, 21G
TOTAL	2-2	100.0	

SAO PAULO (AP) — Saquon Barkley scored three touchdowns Friday night in the first NFL game in South America and led the Eagles to a 34-29 victory over the Green Bay Packers, who lost quarterback Jordan Love to an injury in the closing seconds. Barkley rushed for 109 yards and scored on an 18-yard catch and runs of 11 and 2 yards. Jalen Hurts was 20 of 34 for 278 yards with two touchdowns and two interceptions for the Eagles. Green Bay's Jayden Reed scored on a 33-yard jet sweep and a 70-yard reception, which was the longest touchdown completion of Love's career. Reed became the first player to have a touchdown catch of 30-plus yards and a touchdown run of 30-plus yards in a season opener since Hall of Famer Jim Brown of the Cleveland Browns against Washington in 1963. Love went 17 of 34 for 260 yards with two touchdowns and an interception. Philadelphia committed turnovers on each of its first two series, enabling Green Bay to start back-to-back drives in the red zone, but the Packers settled for field goals both times. The offenses took over in the second and third quarters. Six of seven possessions resulted in touchdowns.

Team Statistics

First Downs	19	25
3rd-Down Eff. (Made/Att/Pct)	3/11/27%	4/14/29%
4th-Down Eff. (Made/Att/Pct)	1/1/100%	1/1/100%
Total Net Yards	414	410
Total Plays	58	74
Yards Per Play	7.1	5.5
Rushes/Net Yards	21/163	38/144
Net Passing	251	266
Pass Attempts/Completions	35/17	34/20
Had Intercepted	1	2
Sacked/Yards Lost	2/9	2/12
Punts/Average	2/37.0	2/50.5
Penalties/Yards	10/71	7/57
Fumbles/Lost	1/0	2/1
Possession Time	27:13	32:47

Packers

Eagles

GAME SUMMARIES



10



16

WEEK 2

Green Bay Packers 16, Indianapolis Colts 10
77,827 @ Lambeau Field @ Sep 15, 2024

Indianapolis Colts	0	0	3	7	—	10
Green Bay Packers	10	0	3	3	—	16

Indianapolis Colts Starters

OFFENSE		DEFENSE	
LT	79 B. Raimann	DE	94 T. Lewis
LG	56 Q. Nelson	DT	96 T. Bryan
C	78 R. Kelly	NT	90 G. Stewart
RG	75 W. Fries	DE	51 K. Payne
RT	72 B. Smith	WLB	45 E. Speed
TE	85 D. Ogletree	MLB	44 Z. Franklin
WR	10 A. Mitchell	CB	40 J. Jones
WR	14 A. Pierce	CB	23 K. Moore II
WR	11 M. Pittman Jr.	CB	33 S. Wornack III
QB	5 A. Richardson	FS	25 R. Thomas II
RB	28 J. Taylor	SS	20 N. Cross

Green Bay Packers Starters

OFFENSE		DEFENSE	
WR	9 C. Watson	DE	91 P. Smith
LT	63 R. Walker	DT	97 K. Clark
LG	74 E. Jenkins	DT	93 T. Staton
C	71 J. Myers	DE	52 R. Gary
RG	75 S. Rhyan	LB	7 Q. Walker
RT	50 Z. Tom	LB	58 I. McDuffie
TE	88 L. Musgrave	CB	23 J. Alexander
TE	65 T. Koath	CB	21 E. Stokes
WR	87 R. Doubs	CB	25 K. Nixon
QB	2 M. Willis	S	29 X. McKinney
RB	8 J. Jacobs	S	20 J. Bullard

OFFICIALS: Referee: Shawn Hochuli (83), Umpire: Terry Killens Jr. (77), Down Judge: Patrick Holt (106), Line Judge: Tim Podraza (47), Field Judge: Jason Ledet (72), Side Judge: Jim Quirk (5), Back Judge: Jimmy Russell (82), Replay Official: James Nicholson, Replay Assistant: Adam Choate

SCORING DRIVES

TEAM	QTR	TIME	SCORING PLAY	IND	GB
Packers	1	10:30	B.Narveson 46 yd. Field Goal (8-42, 4:30)	0	3
Packers	1	03:18	D.Wicks 14 yd. pass from M.Willis (B.Narveson kick) (11-82, 6:21)	0	10
Packers	3	08:25	B.Narveson 42 yd. Field Goal (7-23, 3:55)	0	13
Colts	3	04:32	M.Gay 34 yd. Field Goal (7-54, 3:53)	3	13
Packers	4	10:50	B.Narveson 34 yd. Field Goal (7-44, 3:22)	3	16
Colts	4	01:47	A.Pierce 4 yd. pass from A.Richardson (M.Gay kick) (12-65, 2:23)	10	16

INDIANAPOLIS COLTS

PASSING	ATT	CP	YDS	SK/YD	TD	LG	INT	RTG
Anthony Richardson	34	17	204	1/6	1	30	3	41.8
TOTAL	34	17	204	1/6	1	30	3	41.8

RUSHING	ATT	YDS	AVG	LG	TD
Jonathan Taylor	12	103	8.6	29	0
Anthony Richardson	4	37	9.3	21	0
Trey Sermon	2	0	0.0	4	0
TOTAL	18	140	7.8	29	0

RECEIVING	NO	YDS	AVG	LG	TD
Alec Pierce	5	56	11.2	18	1
Michael Pittman Jr.	3	21	7.0	11	0
Jonathan Taylor	2	32	16.0	18	0
Adonai Mitchell	1	30	30.0	30	0
Mo Alie-Cox	1	22	22.0	22	0
Ashton Dulin	1	13	13.0	13	0
Drew Ogletree	1	12	12.0	12	0
Kylen Granson	1	9	9.0	9	0
Trey Sermon	1	7	7.0	7	0
Tyler Goodson	1	2	2.0	2	0
TOTAL	17	204	12.0	30	1

TOP DEFENSE	TOT	SOLO	AST	SCK	YDS	INT
Nick Cross	15	10	5	0.0	0.0	0
E.J. Speed	12	8	4	0.0	0.0	0
Zaire Franklin	10	5	5	0.0	0.0	0

FIELD GOALS	FGM/FGA	PERCENT	RESULTS
Matt Gay	1-2	50.0	34G, 50WL
TOTAL	1-2	50.0	

GREEN BAY PACKERS

PASSING	ATT	CP	YDS	SK/YD	TD	LG	INT	RTG
Malik Willis	14	12	122	0/0	1	39	0	126.8
TOTAL	14	12	122	0/0	1	39	0	126.8

RUSHING	ATT	YDS	AVG	LG	TD
Josh Jacobs	32	151	4.7	34	0
Malik Willis	6	41	6.8	19	0
Jayden Reed	2	37	18.5	22	0
MarShawn Lloyd	6	15	2.5	5	0
Emanuel Wilson	5	9	1.8	4	0
Bo Melton	2	8	4.0	16	0
TOTAL	53	261	4.9	34	0

RECEIVING	NO	YDS	AVG	LG	TD
Romeo Doubs	3	62	20.7	39	0
Dontayvion Wicks	3	26	8.7	14	1
Tucker Kraft	2	16	8.0	17	0
Jayden Reed	2	9	4.5	9	0
Luke Musgrave	1	6	6.0	6	0
MarShawn Lloyd	1	3	3.0	3	0
TOTAL	12	122	10.2	39	1

TOP DEFENSE	TOT	SOLO	AST	SCK	YDS	INT
Quay Walker	6	6	0	0.0	0.0	0
Javon Bullard	5	3	2	0.0	0.0	0
Isaiah McDuffie	4	3	1	0.0	0.0	0

FIELD GOALS	FGM/FGA	PERCENT	RESULTS
Brayden Narveson	3-4	75.0	46G, 42G, 34G, 45WR
TOTAL	3-4	75.0	

GREEN BAY, Wis. (AP) — With plenty of help from his new teammates, Malik Willis went out and led the Packers to a victory over the Indianapolis Colts, 16-10, on Sunday. Acquired by Green Bay on Aug. 27 in a trade from Tennessee, Willis threw his first career touchdown pass to help the Packers withstand the absence of the injured Jordan Love. Willis played efficiently and went 12 of 14 for 122 yards, including a 14-yard touchdown pass to Dontayvion Wicks. Brayden Narveson went 3 of 4 on field-goal attempts to account for Green Bay's other points. Josh Jacobs ran for 151 yards on 32 carries to lead Green Bay's 261-yard rushing attack. The Packers gained 164 yards rushing in the first quarter alone, the highest first-quarter total for any NFL team since the Denver Broncos had 167 in the opening period of a 41-23 loss to the New England Patriots on Dec. 18, 2011. By halftime, the Packers had 237 yards rushing on 34 carries. The defense hounded Anthony Richardson into three interceptions. Indianapolis' Jonathan Taylor rushed for 103 yards on 12 carries, but didn't touch the ball in the fourth quarter. Richardson was 17 of 34 for 204 yards with one touchdown to go along with his three interceptions. Richardson also ran for 37 yards on four carries. Packers rookie Evan Williams intercepted a Hail Mary attempt from the Indianapolis 41 to end the game.

Team Statistics

First Downs	19
3rd-Down Eff. (Made/Att/Pct)	2/9/22%
4th-Down Eff. (Made/Att/Pct)	1/2/50%
Total Net Yards	338
Total Plays	53
Yards Per Play	6.4
Rushes/Net Yards	18/140
Net Passing	198
Pass Attempts/Completions	34/17
Had Intercepted	3
Sacked/Yards Lost	1/6
Punts/Average	3/53.7
Penalties/Yards	3/20
Fumbles/Lost	3/0
Possession Time	19:49

Colts Packers

19	19
10/17/59%	10/17/59%
0/0/0%	0/0/0%
383	383
67	67
5.7	5.7
53/261	53/261
122	122
3	3
0/0	0/0
3/46.3	3/46.3
6/50	6/50
2/1	2/1
40:11	40:11

GAME SUMMARIES



30

WEEK 3

Green Bay Packers 30, Tennessee Titans 14
67,322 Nissan Stadium Sep 22, 2024



14

Green Bay Packers	17	3	7	3	—	30
Tennessee Titans	7	0	7	0	—	14

Tennessee Titans Starters

OFFENSE		DEFENSE	
WR 16	T. Burks	NT 93	T. Sweat
TE 81	J. Whyte	DT 98	J. Simmons
LT 55	J. Latham	OLB 49	A. Key
LG 77	P. Skoronski	ILB 56	K. Murray Jr.
C 79	L. Cushenberry III	OLB 58	H. Landry III
RG 75	D. Radunz	LB 53	E. Jones IV
RT 78	N. Petit-Frere	CB 13	C. Amaze
OL 71	J. Duncan	CB 38	L. Sweat
TE 84	N. Vannett	S 28	O. Diggs
QB 8	W. Levis	S 33	J. Adams
RB 20	T. Pollard	S 37	A. Hooker

Green Bay Packers Starters

OFFENSE		DEFENSE	
WR 87	R. Doubs	DE 91	P. Smith
LT 63	R. Walker	DT 97	K. Clark
LG 74	E. Jenkins	DT 83	T. Slater
C 71	J. Myers	DE 52	R. Gary
RG 75	S. Rhyhan	LB 7	Q. Walker
RT 50	Z. Tom	LB 45	E. Wilson
WR 11	J. Reed	LB 58	J. McDuffie
WR 9	C. Watson	CB 23	J. Alexander
TE 85	T. Kraft	CB 21	E. Stokes
QB 2	M. Willis	S 29	X. McKinney
RB 8	J. Jacobs	S 20	J. Bullard

OFFICIALS: Referee: Clay Martin (19), Umpire: James Carter II (73), Down Judge: Jerod Phillips (6), Line Judge: Brian Perry (170), Field Judge: Dave Hawkshaw (107), Side Judge: Alonzo Ramsey III (80), Back Judge: Greg Wilson (119), Replay Official: Brian Matoren

SCORING DRIVES

TEAM	QTR	TIME	SCORING PLAY	GB	TEN
Packers	1	12:25	M. Willis 5 yd. run (B. Narveson kick) (6-70, 2:35)	7	0
Titans	1	07:15	N. Vannett 1 yd. pass from W. Levis (N. Folk kick) (10-70, 5:10)	7	7
Packers	1	01:05	B. Narveson 21 yd. Field Goal (11-67, 6:10)	10	7
Packers	1	00:51	J. Alexander 35 yd. interception return (B. Narveson kick)	17	7
Packers	2	00:00	B. Narveson 26 yd. Field Goal (12-67, 6:02)	20	7
Packers	3	08:25	Em. Wilson 30 yd. pass from M. Willis (B. Narveson kick) (5-36, 3:13)	27	7
Titans	3	04:55	D. Hopkins 11 yd. pass from W. Levis (N. Folk kick) (7-68, 3:30)	27	14
Packers	4	03:29	B. Narveson 47 yd. Field Goal (8-31, 3:11)	30	14

GREEN BAY PACKERS

PASSING	ATT	CP	YDS	SK/YD	TD	LG	INT	RTG
Malik Willis	19	13	202	3/12	1	37	0	120.9
TOTAL	19	13	202	3/12	1	37	0	120.9

RUSHING	ATT	YDS	AVG	LG	TD
Malik Willis	6	73	12.2	29	1
Emanuel Wilson	12	50	4.2	10	0
Josh Jacobs	14	43	3.1	10	0
Jayden Reed	2	19	9.5	15	0
Chris Brooks	3	3	1.0	3	0
TOTAL	37	188	5.1	29	1

RECEIVING	NO	YDS	AVG	LG	TD
Jayden Reed	4	50	12.5	30	0
Christian Watson	2	67	33.5	37	0
Emanuel Wilson	2	35	17.5	30	1
Tucker Kraft	2	24	12.0	21	0
Romeo Doubs	1	18	18.0	18	0
Josh Jacobs	1	5	5.0	5	0
Luke Musgrave	1	3	3.0	3	0
TOTAL	13	202	15.5	37	1

TOP DEFENSE	TOT	SOLO	AST	SCK	YDS	INT
Isaiah McDuffie	9	6	3	0.5	0.0	0
Quay Walker	6	3	3	0.5	0.0	0
Eric Stokes	5	5	0	0.0	0.0	0

FIELD GOALS	FGM/FGA	PERCENT	RESULTS
Brayden Narveson	3-3	100.0	21G, 26G, 47G
TOTAL	3-3	100.0	

TENNESSEE TITANS

PASSING	ATT	CP	YDS	SK/YD	TD	LG	INT	RTG
Will Levis	34	26	260	8/56	2	29	2	92.8
TOTAL	34	26	260	8/56	2	29	2	92.8

RUSHING	ATT	YDS	AVG	LG	TD
Tony Pollard	6	14	2.3	4	0
Will Levis	3	12	4.0	8	0
Tyjae Spears	2	7	3.5	6	0
TOTAL	11	33	3.0	8	0

RECEIVING	NO	YDS	AVG	LG	TD
DeAndre Hopkins	6	73	12.2	20	1
Tyjae Spears	4	54	13.5	29	0
Josh Whyte	4	43	10.8	23	0
Tyler Boyd	3	33	11.0	20	0
Tony Pollard	3	15	5.0	12	0
Chig Okonkwo	2	15	7.5	8	0
Nick Vannett	2	9	4.5	8	1
Treyton Burks	1	9	9.0	9	0
Calvin Ridley	1	9	9.0	9	0
TOTAL	26	260	10.0	29	2

TOP DEFENSE	TOT	SOLO	AST	SCK	YDS	INT
Ernest Jones IV	12	10	2	0.0	0.0	0
Quandre Diggs	8	7	1	0.0	0.0	0
Kenneth Murray Jr.	8	5	3	2.0	10.0	0

FIELD GOALS	FGM/FGA	PERCENT	RESULTS
No Field Goals			

NASHVILLE, Tenn. (AP) — Malik Willis ran for a touchdown and threw for a score, leading the Packers to a 30-14 rout of the Tennessee Titans on Sunday. Willis accounted for 134 of the Packers' 137 yards in the first quarter. He finished with 202 yards passing and 73 rushing. Two-time Pro Bowl cornerback Jaire Alexander scored a touchdown on his first career pick-6 late in the first quarter, helping Green Bay lead, 17-7, after 15 minutes and 20-7 at halftime. The Packers had eight sacks, their most since getting nine at Chicago on Jan. 2, 2005. They also forced three turnovers. Will Levis threw two TD passes, one to Nick Vannett and the other to DeAndre Hopkins. Tennessee's defense forced its first three-and-out after Hopkins: TD pulled the Titans within 27-14. Levis drove the Titans to the Green Bay 31, but was sacked two plays later by Kingsley Enagbare. Lukas Van Ness recovered the fumble near midfield. Green Bay came in leading the NFL with five interceptions and six takeaways. Now the Packers have seven picks through three games, matching their total from all of 2023. Xavier McKinney got the other interception in the final minutes.

Team Statistics

First Downs	16	18
3rd-Down Eff. (Made/Att/Pct)	5/14/36%	3/9/33%
4th-Down Eff. (Made/Att/Pct)	0/0/0%	0/1/0%
Total Net Yards	378	237
Total Plays	59	53
Yards Per Play	6.4	4.5
Rushes/Net Yards	37/188	11/33
Net Passing	190	204
Pass Attempts/Completions	19/13	34/26
Had Intercepted	0	2
Sacked/Yards Lost	3/12	8/56
Punts/Average	5/48.8	4/46.8
Penalties/Yards	10/75	2/15
Fumbles/Lost	0/0	1/1
Possession Time	32:28	27:32

Packers

Titans

GAME SUMMARIES



31

WEEK 4 Minnesota Vikings 31, Green Bay Packers 29 78,335 @ Lambeau Field Sep 29, 2024



29

Minnesota Vikings	14	14	0	3	31
Green Bay Packers	0	7	0	22	29

Minnesota Vikings Starters

DEFENSE		DEFENSE	
WR 18	J. Jefferson	OLB 58	J. Greenard
TE 84	J. Oliver	DL 99	J. Tillery
LT 71	C. Harrislaw	DL 97	H. Phillips
LG 64	B. Brandel	DL 90	J. Bullard
C 56	G. Bradbury	OLB 43	A. Van Ginkel
RG 67	E. Ingram	LB 51	B. Cashman
RT 75	B. O'Neill	CB 2	S. Gilmore
WR 3	J. Addison	CB 7	B. Murphy Jr.
WR 4	B. Powell	S 22	H. Smith
QB 14	S. Darnold	S 24	C. Bynum
RB 33	A. Jones Sr.	S 44	J. Metellus

Green Bay Packers Starters

DEFENSE		DEFENSE	
WR 9	C. Watson	DE 91	P. Smith
WR 87	R. Doubs	DT 97	K. Clark
LT 63	R. Walker	DT 93	T. Stanton
LG 74	E. Jenkins	DE 52	R. Gary
C 71	J. Myers	LB 58	I. McDuffie
RG 75	S. Rhyan	LB 7	Q. Walker
RT 50	Z. Tom	CB 21	E. Stokes
TE 85	T. Kraft	CB 25	K. Nixon
WR 11	J. Reed	CB 26	C. Ballentine
QB 10	J. Love	S 29	X. McKinney
RB 8	J. Jacobs	S 20	J. Bullard

OFFICIALS: Referee: Bill Vinovich (52), Umpire: Scott Walker (11), Down Judge: Dale Keller (129), Line Judge: Tim Podraza (47), Field Judge: Aaron Santi (50), Side Judge: Jimmy Buchanan (86), Back Judge: Todd Prukop (30), Replay Official: Denise Crudup, Replay Assistant: Chad Wakefield

SCORING DRIVES

TEAM	QTR	TIME	SCORING PLAY	MIN	GB
Vikings	1	11:53	J.Addison 29 yd. pass from S.Darnold (W.Reichard kick) (6-73, 3:07)	7	0
Vikings	1	01:37	J.Oliver 2 yd. pass from S.Darnold (W.Reichard kick) (8-73, 5:10)	14	0
Vikings	2	11:50	J.Addison 7 yd. run (W.Reichard kick) (7-46, 3:30)	21	0
Vikings	2	05:28	J.Jefferson 14 yd. pass from S.Darnold (W.Reichard kick) (1-4, 0:27)	28	0
Packers	2	00:15	J.Reed 15 yd. pass from J.Love (B.Narveson kick) (2-3, 0:24)	28	7
Packers	4	11:38	D.Wicks 6 yd. pass from J.Love (B.Narveson kick) (11-89, 3:55)	28	14
Packers	4	06:50	T.Kraft 13 yd. pass from J.Love (J.Love-T.Kraft pass) (2-20, 0:27)	28	22
Vikings	4	06:50	W.Reichard 33 yd. Field Goal (7-55, 3:26)	31	22
Packers	4	00:56	D.Wicks 17 yd. pass from J.Love (B.Narveson kick) (5-96, 1:22)	31	29

MINNESOTA VIKINGS

PASSING	ATT	CP	YDS	SK/YD	TD	LG	INT	RTG
Sam Darnold	28	20	275	2/21	3	31	1	123.4
TOTAL	28	20	275	2/21	3	31	1	123.4

GREEN BAY PACKERS

PASSING	ATT	CP	YDS	SK/YD	TD	LG	INT	RTG
Jordan Love	54	32	389	1/10	4	42	3	83.0
TOTAL	54	32	389	1/10	4	42	3	83.0

RUSHING	ATT	YDS	AVG	LG	TD
Aaron Jones Sr.	22	93	4.2	17	0
Sam Darnold	7	15	2.1	12	0
Jordan Addison	1	7	7.0	7	1
Ty Chandler	3	5	1.7	3	0
Jalen Nailor	1	0	0.0	0	0
TOTAL	34	120	3.5	17	1

RUSHING	ATT	YDS	AVG	LG	TD
Josh Jacobs	9	51	5.7	13	0
Emanuel Wilson	8	27	3.4	8	0
Jordan Love	1	6	6.0	6	0
Jayden Reed	1	2	2.0	2	0
TOTAL	19	86	4.5	13	0

RECEIVING	NO	YDS	AVG	LG	TD
Justin Jefferson	6	85	14.2	27	1
Aaron Jones Sr.	4	46	11.5	14	0
Jordan Addison	3	72	24.0	29†	1
Johnny Mundt	2	15	7.5	9	0
Josh Oliver	2	10	5.0	8	1
Jalen Nailor	1	31	31.0	31	0
Ty Chandler	1	8	8.0	8	0
Trent Sheffield Sr.	1	8	8.0	8	0
TOTAL	20	275	13.8	31	3

RECEIVING	NO	YDS	AVG	LG	TD
Jayden Reed	7	139	19.9	42	1
Tucker Kraft	6	53	8.8	21	1
Dontayvion Wicks	5	78	15.6	36	2
Romeo Doubs	4	39	9.8	20	0
Josh Jacobs	4	27	6.8	9	0
Luke Musgrave	3	13	4.3	5	0
Malik Heath	2	12	6.0	9	0
Bo Melton	1	28	28.0	28	0
TOTAL	32	389	12.2	42	4

TOP DEFENSE	TOT	SOLO	AST	SCK	YDS	INT
Blake Cashman	11	6	5	0.0	0.0	0
Camryn Bynum	7	6	1	0.0	0.0	0
Byron Murphy Jr.	7	5	2	0.0	0.0	1

TOP DEFENSE	TOT	SOLO	AST	SCK	YDS	INT
Quay Walker	8	6	2	1.0	13.0	0
Eric Stokes	7	6	1	0.0	0.0	0
Keisean Nixon	7	5	2	1.0	8.0	0

FIELD GOALS	FGM/FGA	PERCENT	RESULTS
Will Reichard	1-1	100.0	33G
TOTAL	1-1	100.0	

FIELD GOALS	FGM/FGA	PERCENT	RESULTS
Brayden Narveson	0-2	0.0	37RU, 49WR
TOTAL	0-2	0.0	

GREEN BAY, Wis. (AP) — Sam Darnold threw three touchdown passes and Jordan Addison scored twice as the undefeated Vikings built an early 28-point lead and hung on down the stretch to beat the Green Bay Packers, 31-29, on Sunday. Jordan Love, who returned after missing two games with an injured left medial collateral ligament, threw for 389 yards and four touchdowns, both career highs. But he also matched a career high with three interceptions while going 32 of 54. Darnold was 20 of 28 for 275 yards with touchdown passes of 29 yards to Addison, 2 yards to Josh Oliver and 14 yards to Justin Jefferson. He also threw an interception and lost a fumble. Former Packers running back Aaron Jones had 22 carries for 93 yards and four catches for 46 yards in his return to Lambeau Field. Jayden Reed had seven receptions for a career-high 139 yards and a touchdown for the Packers. The Vikings led 28-7 and had second-and-1 from the Green Bay 20 in the third quarter when Xavier McKinney picked off Darnold, becoming the first Packer to intercept a pass in each of his first four games with the team. Green Bay got within 31-29 on Dontayvion Wicks' second fourth-quarter touchdown catch — a 17-yarder with 56 seconds left. Oliver recovered Daniel Whelan's ensuing onside kick — it actually was a drop kick — to secure the victory.

Team Statistics

First Downs	22
3rd-Down Eff. (Made/Att/Pct)	4/11/36%
4th-Down Eff. (Made/Att/Pct)	0/1/0%
Total Net Yards	374
Total Plays	64
Yards Per Play	5.8
Rushes/Net Yards	34/120
Net Passing	254
Pass Attempts/Completions	28/20
Had Intercepted	1
Sacked/Yards Lost	2/21
Punts/Average	5/45.0
Penalties/Yards	7/55
Fumbles/Lost	2/2
Possession Time	32:15

Vikings

22
4/12/33%
0/2/0%
465
74
6.3
19/86
379
54/32
3
1/10
3/60.0
8/68
1/1
27:45

Packers

24
4/12/33%
0/2/0%
465
74
6.3
19/86
379
54/32
3
1/10
3/60.0
8/68
1/1
27:45

GAME SUMMARIES



WEEK 5

Green Bay Packers 24, Los Angeles Rams 19
72,842 SoFi Stadium Oct 6, 2024



Green Bay Packers	7	3	14	0	—	24
Los Angeles Rams	0	13	0	6	—	19

Los Angeles Rams Starters

OFFENSE		DEFENSE	
WR 88 J. Whittington	NT 95 B. Brown III	DE 91 K. Turner	DE 97 K. Clark
TE 86 C. Parkinson	DE 91 K. Turner	OLB 9 B. Young	DT 93 T. Slater
WR 5 T. Atwell	OLB 9 B. Young	C 71 J. Myers	DE 52 R. Gary
LT 77 A. Jackson	OLB 8 J. Wiese	RG 75 S. Rhyhan	LB 58 I. McDuffie
LG 60 L. Bruss	ILB 51 T. Reeder	RT 50 Z. Tom	LB 7 Q. Walker
C 50 B. Limmer	ILB 56 C. Rozeboom	TE 85 T. Kraft	CB 21 E. Stokes
RG 69 K. Dotson	CB 4 A. Witherspoon	WR 11 J. Reed	CB 25 K. Hixon
RB 79 R. Havestain	CB 14 C. Durant	WR 13 D. Wicks	S 33 E. Williams
WR 15 D. Robinson	CB 30 J. Wallace	QB 10 J. Love	S 29 X. McKinney
QB 9 M. Stafford	S 37 Q. Lake	RB 8 J. Jacobs	S 20 J. Bullard
RB 23 K. Williams	S 3 K. Curti		

Green Bay Packers Starters

OFFENSE		DEFENSE	
WR 18 M. Heath	DE 91 P. Smith	DE 91 P. Smith	DE 97 K. Clark
LT 63 R. Walker	DT 97 K. Clark	DT 97 K. Clark	DT 93 T. Slater
LG 74 E. Jenkins	DE 93 T. Slater	DE 93 T. Slater	DE 52 R. Gary
C 71 J. Myers	DE 52 R. Gary	DE 52 R. Gary	DE 52 R. Gary
RG 75 S. Rhyhan	LB 58 I. McDuffie	LB 58 I. McDuffie	LB 58 I. McDuffie
RT 50 Z. Tom	LB 7 Q. Walker	LB 7 Q. Walker	LB 7 Q. Walker
TE 85 T. Kraft	CB 21 E. Stokes	CB 21 E. Stokes	CB 21 E. Stokes
WR 11 J. Reed	CB 25 K. Hixon	CB 25 K. Hixon	CB 25 K. Hixon
WR 13 D. Wicks	S 33 E. Williams	S 33 E. Williams	S 33 E. Williams
QB 10 J. Love	S 29 X. McKinney	S 29 X. McKinney	S 29 X. McKinney
RB 8 J. Jacobs	S 20 J. Bullard	S 20 J. Bullard	S 20 J. Bullard

OFFICIALS: Referee: Brad Allen (122), Umpire: Duane Heydt (42), Down Judge: Sarah Thomas (53), Line Judge: Walter Flores (32), Field Judge: Rick Patterson (15), Side Judge: Chad Hill (125), Back Judge: Tyree Walton (2), Replay Official: Kevin Brown

SCORING DRIVES

TEAM	QTR	TIME	SCORING PLAY	GB	LAR
Packers	1	06:45	J. Jacobs 2 yd. run (B. Narveson kick) (9-96, 5:05)	7	0
Rams	2	09:47	K. Williams 1 yd. run (J. Karty kick) (13-55, 7:10)	7	7
Rams	2	02:02	J. McCollough 4 yd. interception return (kick blocked)	7	13
Packers	2	00:00	B. Narveson 46 yd. Field Goal (9-42, 2:02)	10	13
Packers	3	11:15	T. Kraft 66 yd. pass from J. Love (B. Narveson kick) (2-70, 0:43)	17	13
Packers	3	03:55	T. Kraft 7 yd. pass from J. Love (B. Narveson kick) (7-54, 4:06)	24	13
Rams	4	03:30	D. Robinson 1 yd. pass from M. Stafford (run failed) (11-91, 2:32)	24	19

GREEN BAY PACKERS

PASSING	ATT	CP	YDS	SK/YD	TD	LG	INT	RTG
Jordan Love	26	15	224	2/22	2	66t	1	95.7
TOTAL	26	15	224	2/22	2	66t	1	95.7

RUSHING	ATT	YDS	AVG	LG	TD
Josh Jacobs	19	73	3.8	13	1
Emanuel Wilson	6	24	4.0	7	0
Jayden Reed	2	19	9.5	11	0
Jordan Love	3	10	3.3	12	0
TOTAL	30	126	4.2	13	1

RECEIVING	NO	YDS	AVG	LG	TD
Tucker Kraft	4	88	22.0	66t	2
Jayden Reed	4	78	19.5	53	0
Dontayvion Wicks	2	20	10.0	10	0
Malik Heath	2	14	7.0	7	0
Josh Jacobs	1	21	21.0	21	0
Bo Melton	1	12	12.0	12	0
Emanuel Wilson	1	-9	-9.0	-9	0
TOTAL	15	224	14.9	66t	2

TOP DEFENSE	TOT	SOLO	AST	SCK	YDS	INT
Evan Williams	10	4	6	0.0	0.0	0
Quay Walker	9	6	3	0.0	0.0	0
Isaiah McDuffie	9	3	6	0.0	0.0	0

FIELD GOALS	FGM/FGA	PERCENT	RESULTS
Brayden Narveson	1-1	100.0	46G
TOTAL	1-1	100.0	

LOS ANGELES RAMS

PASSING	ATT	CP	YDS	SK/YD	TD	LG	INT	RTG
Matthew Stafford	45	29	260	3/24	1	31	1	78.0
TOTAL	45	29	260	3/24	1	31	1	78.0

RUSHING	ATT	YDS	AVG	LG	TD
Kyren Williams	22	102	4.6	30	1
Blake Corum	5	25	5.0	12	0
Tutu Atwell	1	7	7.0	7	0
TOTAL	28	134	4.8	30	1

RECEIVING	NO	YDS	AVG	LG	TD
Jordan Whittington	7	89	12.7	31	0
Colby Parkinson	7	52	7.4	9	0
Tutu Atwell	6	58	9.7	24	0
Demarcus Robinson	3	28	9.3	16	1
Hunter Long	2	16	8.0	9	0
Xavier Smith	2	6	3.0	11	0
Blake Corum	1	8	8.0	8	0
Kyren Williams	1	3	3.0	3	0
TOTAL	29	260	9.0	31	1

TOP DEFENSE	TOT	SOLO	AST	SCK	YDS	INT
Kam Curti	8	4	4	0.0	0.0	0
Christian Rozeboom	8	3	5	0.0	0.0	0
Quentin Lake	6	5	1	0.0	0.0	0

FIELD GOALS	FGM/FGA	PERCENT	RESULTS
No Field Goals			

INGLEWOOD, Calif. (AP) — Green Bay's Jordan Love completed nine straight passes after his first career pick-six, including a pair of touchdown passes to Tucker Kraft in the second half as the Packers rallied for a 24-19 victory Sunday. The Packers trailed 13-7 late in the second quarter after Jaylen McCollough intercepted Love's off-balance attempt to throw the ball away and ran it in from 4 yards. But Love, who completed 15 of 26 passes for 224 yards, led Green Bay to points on its next three drives and benefited from a pair of turnovers as the Packers beat the Rams for the ninth time in their last 10 regular-season meetings. Josh Jacobs had 19 carries for 73 yards and scored his first TD with the Packers in the first quarter on a 2-yard run around right end. Kraft had two receptions for a career-best 88 yards. Two plays after Xavier McKinney recovered a fumble by Rams running back Kyren Williams and returned it 7 yards to the Green Bay 30, Love connected with Kraft for a 66-yard touchdown to give the Packers a 17-13 lead. After McKinney became the first player since the 1970 merger with an interception in each of his first five games with a team, Kraft completed a seven-play drive when he scored from 7 yards out for the first two-TD game of his career. Matthew Stafford's 1-yard touchdown pass to Demarcus Robinson — the two-point conversion attempt failed — with 3:30 remaining pulled the Rams within 24-19. Los Angeles forced Green Bay to punt on the ensuing possession and took over on its own 29 with 2:57 remaining. The Rams drove to the Packers' 38, but Stafford was unable to connect with Colby Parkinson on fourth-and-5 with 1:01 remaining.

Team Statistics

First Downs	19	24
3rd-Down Eff. (Made/Att/Pct)	1/8/13%	8/16/50%
4th-Down Eff. (Made/Att/Pct)	0/0/0%	2/4/50%
Total Net Yards	328	370
Total Plays	58	76
Yards Per Play	5.7	4.9
Rushes/Net Yards	30/126	28/134
Net Passing	202	236
Pass Attempts/Completions	26/15	45/29
Had Intercepted	1	1
Sacked/Yards Lost	2/22	3/24
Punts/Average	5/37.2	3/43.0
Penalties/Yards	7/39	5/30
Fumbles/Lost	1/0	1/1
Possession Time	27:19	32:41

Packers Rams

First Downs	19	24
3rd-Down Eff. (Made/Att/Pct)	1/8/13%	8/16/50%
4th-Down Eff. (Made/Att/Pct)	0/0/0%	2/4/50%
Total Net Yards	328	370
Total Plays	58	76
Yards Per Play	5.7	4.9
Rushes/Net Yards	30/126	28/134
Net Passing	202	236
Pass Attempts/Completions	26/15	45/29
Had Intercepted	1	1
Sacked/Yards Lost	2/22	3/24
Punts/Average	5/37.2	3/43.0
Penalties/Yards	7/39	5/30
Fumbles/Lost	1/0	1/1
Possession Time	27:19	32:41

GAME SUMMARIES



13

WEEK 6

Green Bay Packers 34, Arizona Cardinals 13
77,773 @ Lambeau Field @ Oct 13, 2024



34

Arizona Cardinals	0	10	3	0	—	13
Green Bay Packers	7	17	7	3	—	34

Arizona Cardinals Starters

OFFENSE		DEFENSE	
WR 18	M. Harrison Jr.	DT 91	L. Collier
LT 70	P. Johnson Jr.	NT 98	R. Lopez
LG 62	E. Brown	DT 92	B. Nichols
C 72	H. Frohnholt	OLB 25	Z. Collins
RG 63	T. Colon	ILB 7	K. White
RT 68	K. Beachum	ILB 2	M. Wilson Sr.
TE 85	T. McBride	OLB 45	D. Gardock
TE 87	T. Reiman	CB 23	S. Murphy-Bunting
TE 84	E. Higgins	CB 24	S. Thomas V
QB 1	K. Murray	S 3	B. Baker
RB 6	J. Connor	S 34	J. Thompson

Green Bay Packers Starters

OFFENSE		DEFENSE	
WR 9	C. Watson	DE 91	P. Smith
TE 85	T. Kraft	DT 97	K. Clark
LT 63	R. Walker	DT 80	T. Slater
LG 74	E. Jenkins	DE 92	R. Gary
C 71	J. Myers	LB 58	I. McDuffie
RG 75	S. Rhyan	LB 7	O. Walker
RT 50	Z. Tom	LB 45	E. Wilson
TE 88	B. Sims	CB 23	J. Alexander
WR 11	J. Reed	CB 25	K. Nixon
QB 10	J. Love	S 29	X. McKinney
RB 8	J. Jacobs	S 20	J. Bullard

OFFICIALS: Referee: Alex Kemp (55), Umpire: Mike Morton (89), Down Judge: Robert Richeson (168), Line Judge: Rusty Baynes (59), Field Judge: Sean Petty (28), Side Judge: Lu van Pham (99), Back Judge: Scott Helverson (93), Replay Assistant: Gerald Frye, Replay Assistant: Julie Johnson

SCORING DRIVES

TEAM	QTR	TIME	SCORING PLAY	ARI	GB
Packers	1	08:55	J. Reed 5 yd. pass from J. Love (B. Narveson kick) (5-44, 2:31)	0	7
Packers	2	14:55	R. Doubs 10 yd. pass from J. Love (B. Narveson kick) (11-80, 6:42)	0	14
Packers	2	06:32	B. Narveson 36 yd. Field Goal (12-72, 6:48)	0	17
Packers	2	04:32	C. Watson 44 yd. pass from J. Love (B. Narveson kick) (1-44, 0:07)	0	24
Cardinals	2	01:56	M. Wilson 18 yd. pass from K. Murray (C. Ryland kick) (6-70, 2:36)	7	24
Cardinals	2	00:04	C. Ryland 38 yd. Field Goal (9-25, 1:00)	10	24
Cardinals	3	09:03	C. Ryland 40 yd. Field Goal (9-53, 5:57)	13	24
Packers	3	03:48	R. Doubs 20 yd. pass from J. Love (B. Narveson kick) (9-70, 5:15)	13	31
Packers	4	09:28	B. Narveson 41 yd. Field Goal (12-56, 5:44)	13	34

ARIZONA CARDINALS

PASSING	ATT	CP	YDS	SK/YD	TD	LG	INT	RTG
Kyler Murray	32	22	214	0/0	1	27	0	97.7
TOTAL	32	22	214	0/0	1	27	0	97.7

RUSHING	ATT	YDS	AVG	LG	TD
Trey Benson	5	26	5.2	20	0
Emari Demercado	4	25	6.3	8	0
James Conner	7	24	3.4	9	0
Kyler Murray	7	14	2.0	5	0
TOTAL	23	89	3.9	20	0

RECEIVING	NO	YDS	AVG	LG	TD
Trey McBride	8	96	12.0	27	0
Emari Demercado	5	39	7.8	13	0
James Conner	4	22	5.5	9	0
Greg Dortch	3	36	12.0	16	0
Michael Wilson	2	21	10.5	18†	1
TOTAL	22	214	9.7	27	1

TOP DEFENSE	TOT	SOLO	AST	SCK	YDS	INT
Krys Barnes	10	8	2	0.0	0.0	0
Budda Baker	7	4	3	0.0	0.0	0
Mack Wilson Sr.	7	3	4	0.0	0.0	0

FIELD GOALS	FGM/FGA	PERCENT	RESULTS
Chad Ryland	2-2	100.0	38G, 40G
TOTAL	2-2	100.0	

GREEN BAY PACKERS

PASSING	ATT	CP	YDS	SK/YD	TD	LG	INT	RTG
Jordan Love	32	22	258	0/0	4	44†	1	119.5
TOTAL	32	22	258	0/0	4	44†	1	119.5

RUSHING	ATT	YDS	AVG	LG	TD
Josh Jacobs	18	62	3.4	14	0
Emanuel Wilson	7	54	7.7	16	0
Bo Melton	2	27	13.5	16	0
Chris Brooks	4	21	5.3	11	0
Jordan Love	5	13	2.6	6	0
Tucker Kraft	1	2	2.0	2	0
Jayden Reed	1	0	0.0	0	0
TOTAL	38	179	4.7	16	0

RECEIVING	NO	YDS	AVG	LG	TD
Jayden Reed	6	28	4.7	7	1
Christian Watson	3	68	22.7	44†	1
Romeo Doubs	3	49	16.3	20†	2
Josh Jacobs	3	28	9.3	14	0
Ben Sims	2	38	19.0	28	0
Tucker Kraft	2	13	6.5	8	0
Emanuel Wilson	1	19	19.0	19	0
Dontayvion Wicks	1	9	9.0	9	0
Bo Melton	1	6	6.0	6	0
TOTAL	22	258	11.7	44†	4

TOP DEFENSE	TOT	SOLO	AST	SCK	YDS	INT
Quay Walker	11	10	1	0.0	0.0	0
Javon Bullard	7	6	1	0.0	0.0	0
Edgerrin Cooper	7	5	2	0.0	0.0	0

FIELD GOALS	FGM/FGA	PERCENT	RESULTS
Brayden Narveson	2-3	66.7	36G, 44WR, 41G
TOTAL	2-3	66.0	

GREEN BAY, Wis. (AP) — Romeo Doubs caught two of Jordan Love's four touchdown passes in the Packers' 34-13 victory over the Arizona Cardinals on Sunday. Doubs' first two touchdowns of the season included a 10-yard score to open the second quarter and a 20-yard reception in the third quarter. Love also threw touchdown passes of 5 yards to Jayden Reed and 44 yards to Christian Watson while going 22 of 32 — completing throws to nine players — for 258 yards with one interception. His four touchdown passes matched a career high. Love threw three touchdown passes in the first 25½ minutes as the Packers took a 24-0 lead. The Cardinals got back into it by scoring 13 straight points — 10 in the final two minutes of the first half and a field goal on the opening drive of the second half. The Cardinals had been averaging a league-low 3.8 penalties per game, but they were penalized 13 times for 100 yards on Sunday. They also committed three turnovers. Kyler Murray went 22 of 32 yards for 214 yards, including an 18-yard touchdown to Michael Wilson. Arizona's James Conner gained just 24 yards on seven carries as the Packers outstrued the Cardinals, 179-89.

Team Statistics

First Downs	16	27
3rd-Down Eff. (Made/Att/Pct)	4/10/40%	7/12/58%
4th-Down Eff. (Made/Att/Pct)	0/0/0%	1/1/100%
Total Net Yards	303	437
Total Plays	55	70
Yards Per Play	5.5	6.2
Rushes/Net Yards	23/89	38/179
Net Passing	214	258
Pass Attempts/Completions	32/22	32/22
Had Intercepted	0	1
Sacked/Yards Lost	0/0	0/0
Punts/Average	4/52.8	1/46.0
Penalties/Yards	13/100	5/40
Fumbles/Lost	3/3	0/0
Possession Time	23:25	36:35

Cardinals Packers

First Downs	16	27
3rd-Down Eff. (Made/Att/Pct)	4/10/40%	7/12/58%
4th-Down Eff. (Made/Att/Pct)	0/0/0%	1/1/100%
Total Net Yards	303	437
Total Plays	55	70
Yards Per Play	5.5	6.2
Rushes/Net Yards	23/89	38/179
Net Passing	214	258
Pass Attempts/Completions	32/22	32/22
Had Intercepted	0	1
Sacked/Yards Lost	0/0	0/0
Punts/Average	4/52.8	1/46.0
Penalties/Yards	13/100	5/40
Fumbles/Lost	3/3	0/0
Possession Time	23:25	36:35

GAME SUMMARIES



WEEK 7 Green Bay Packers 24, Houston Texans 22 78,197 @ Lambeau Field Oct 20, 2024

Houston Texans	3	16	0	3	—	22
Green Bay Packers	0	14	7	3	—	24

Houston Texans Starters

OFFENSE		DEFENSE	
WR 3	T. Dell	DE 51	W. Anderson Jr.
WR 1	S. Diggs	DE 55	D. Hunter
TE 85	T. Quintriano	DT 96	T. Settle Jr.
TE 87	C. Stover	DT 91	F. Fabiani
LT 78	L. Tunsil	LB 35	J. Hansen
LG 76	K. Green	LB 43	N. Hewitt
C 70	J. Scruggs	CB 37	D. Ross
RG 69	S. Mason	CB 24	D. Singletary Jr.
RT 71	T. Howard	S 21	C. Bullock
OB 7	C. Stroud	S 23	E. Murray
RB 28	J. Mixon	S 5	J. Pitre

Green Bay Packers Starters

OFFENSE		DEFENSE	
WR 9	C. Watson	DE 91	P. Smith
WR 87	R. Doubs	DT 97	K. Clark
LT 63	R. Walker	DT 93	T. Stoltz
LG 74	E. Jenkins	DE 52	R. Gary
RG 75	J. Myers	LB 58	I. McDuffie
RB 70	S. Rhyan	LB 7	O. Walker
RT 50	Z. Tom	LB 45	E. Wilson
TE 65	T. Kraft	CB 23	J. Alexander
TE 89	B. Sims	CB 25	K. Nixon
OB 10	J. Love	S 29	X. McKinney
RB 8	J. Jacobs	S 33	E. Williams

OFFICIALS: Referee: Scott Novak (1), Umpire: Mark Pellis (13), Down Judge: Brian Sakowski (112), Line Judge: Mark Stewart (75), Field Judge: Terry Brown (43), Side Judge: Dave Meslow (118), Back Judge: Terrence Miles (111), Replay Official: Matt Sunstine, Replay Assistant: Tim England

SCORING DRIVES

TEAM	QTR	TIME	SCORING PLAY	HOU	GB
Texans	1	11:48	K.Fairbairn 23 yd. Field Goal (4-6, 1:00)	3	0
Packers	2	13:16	T.Kraft 14 yd. pass from J.Love (B.McManus kick) (13-92, 6:50)		3
Texans	2	11:52	J.Mixon 2 yd. run (K.Fairbairn kick) (2-11, 0:37)		10
Packers	2	08:51	D.Wicks 30 yd. pass from J.Love (B.McManus kick) (6-70, 3:01)		10
Texans	2	04:30	K.Fairbairn 52 yd. Field Goal (9-23, 4:21)		13
Texans	2	01:13	J.Mixon 4 yd. run (run failed) (5-55, 3:05)		19
Packers	3	07:25	J.Jacobs 8 yd. pass from J.Love (B.McManus kick) (9-71, 5:22)		19
Texans	4	01:44	K.Fairbairn 35 yd. Field Goal (13-45, 6:27)		22
Packers	4	00:00	B.McManus 45 yd. Field Goal (8-44, 1:44)		22

HOUSTON TEXANS

PASSING	ATT	CP	YDS	SK/YD	TD	LG	INT	RTG
C.J. Stroud	21	10	86	4/31	0	28	0	58.8
TOTAL	21	10	86	4/31	0	28	0	58.8

RUSHING	ATT	YDS	AVG	LG	TD
Joe Mixon	25	115	4.6	32	2
C.J. Stroud	5	19	3.8	10	0
Dare Ogunbowale	1	6	6.0	6	0
Dameon Pierce	2	2	1.0	2	0
TOTAL	33	142	4.3	32	2

RECEIVING	NO	YDS	AVG	LG	TD
Stefon Diggs	5	23	4.6	17	0
Joe Mixon	2	9	4.5	11	0
Dalton Schultz	1	28	28.0	28	0
Cade Stover	1	15	15.0	15	0
Xavier Hutchinson	1	11	11.0	11	0
TOTAL	10	86	8.6	28	0

TOP DEFENSE	TOT	SOLO	AST	SCK	YDS	INT
Neville Hewitt	9	6	3	0.0	0.0	1
D'Angelo Ross	8	7	1	0.0	0.0	0
Jake Hansen	7	4	3	0.0	0.0	0

FIELD GOALS	FGM/FGA	PERCENT	RESULTS
Ka Iimi Fairbairn	3-3	100.0	23G, 52G, 35G
TOTAL	3-3	100.0	

GREEN BAY PACKERS

PASSING	ATT	CP	YDS	SK/YD	TD	LG	INT	RTG
Jordan Love	33	24	220	3/25	3	30t	2	95.5
TOTAL	33	24	220	3/25	3	30t	2	95.5

RUSHING	ATT	YDS	AVG	LG	TD
Josh Jacobs	12	76	6.3	27	0
Emanuel Wilson	5	11	2.2	5	0
Jayden Reed	1	0	0.0	0	0
Bo Melton	1	-1	-1.0	-1	0
Christian Watson	1	-4	-4.0	-4	0
TOTAL	20	82	4.1	27	0

RECEIVING	NO	YDS	AVG	LG	TD
Romeo Doubs	8	94	11.8	23	0
Josh Jacobs	5	16	3.2	8t	1
Dontayvion Wicks	3	48	16.0	30t	1
Tucker Kraft	3	33	11.0	14t	1
Jayden Reed	2	10	5.0	6	0
Christian Watson	1	9	9.0	9	0
Bo Melton	1	8	8.0	8	0
Ben Sims	1	2	2.0	2	0
TOTAL	24	220	9.2	30t	3

TOP DEFENSE	TOT	SOLO	AST	SCK	YDS	INT
Evan Williams	9	6	3	0.0	0.0	0
Xavier McKinney	6	5	1	1.0	8.0	0
Eric Wilson	5	5	0	2.0	17.0	0

FIELD GOALS	FGM/FGA	PERCENT	RESULTS
Brandon McManus	1-1	100.0	45G
TOTAL	1-1	100.0	

GREEN BAY, Wis. (AP) — Brandon McManus insisted he hadn't planned to do a "Lambeau leap" if he made a winning field goal in his Green Bay Packers debut. But when he kicked a 45-yard field goal as time expired to give Green Bay a 24-22 victory over Houston on Sunday, McManus couldn't help himself. C.J. Stroud was just 10 of 21 for a career-low 86 yards and was sacked four times in a game that had seven lead changes. Houston's Joe Mixon rushed for 115 yards and two touchdowns on 25 carries. Ka Iimi Fairbairn was 3 of 3 on field-goal attempts and put the Texans ahead by making a 35-yarder with 1:44 left. Josh Jacobs put the Packers ahead midway through the third quarter when he got his first career touchdown catch — on the sixth-year pro's 212th overall reception. Jacobs had the NFL record for most career catches without a touchdown reception. But the Packers went three-and-out on their next three possessions, allowing the Texans to come back again on Fairbairn's last field goal. Green Bay trailed, 22-21, when it got the ball at its own 30 with one timeout remaining. The Packers were at midfield when Love hit Romeo Doubs for a 13-yard gain. An offside penalty on Houston's Will Anderson brought the Packers 5 yards closer. After a 6-yard completion from Love to Doubs got Green Bay to Houston's 26, the Packers called a timeout with three seconds left to set things up for McManus.

Team Statistics

First Downs	15	18
3rd-Down Eff. (Made/Att/Pct)	4/13/31%	4/10/40%
4th-Down Eff. (Made/Att/Pct)	0/0/0%	0/0/0%
Total Net Yards	197	277
Total Plays	58	56
Yards Per Play	3.4	4.9
Rushes/Net Yards	33/142	20/82
Net Passing	55	195
Pass Attempts/Completions	21/10	33/24
Had Intercepted	0	2
Sacked/Yards Lost	4/31	3/25
Punts/Average	6/51.2	5/56.8
Penalties/Yards	5/65	8/55
Fumbles/Lost	0/0	1/1
Possession Time	31:17	28:43

Texans Packers

First Downs	15	18
3rd-Down Eff. (Made/Att/Pct)	4/13/31%	4/10/40%
4th-Down Eff. (Made/Att/Pct)	0/0/0%	0/0/0%
Total Net Yards	197	277
Total Plays	58	56
Yards Per Play	3.4	4.9
Rushes/Net Yards	33/142	20/82
Net Passing	55	195
Pass Attempts/Completions	21/10	33/24
Had Intercepted	0	2
Sacked/Yards Lost	4/31	3/25
Punts/Average	6/51.2	5/56.8
Penalties/Yards	5/65	8/55
Fumbles/Lost	0/0	1/1
Possession Time	31:17	28:43

GAME SUMMARIES



WEEK 8

Green Bay Packers 30, Jacksonville Jaguars 27
65,618 🦉 EverBank Stadium 🦉 Oct 27, 2024



Green Bay Packers	0	13	7	10	—	30
Jacksonville Jaguars	0	10	7	10	—	27

Jacksonville Jaguars Starters

OFFENSE		DEFENSE	
WR 13	C. Kirk	DT 52	D. Hamilton
LT 72	W. Little	DT 93	T. Lacy
LG 76	E. Cleveland	DE 41	J. Hines-Allen
C 65	M. Moore	DE 44	T. Walker
RG 68	B. Scherff	LB 23	F. Oluokun
RT 77	A. Harrison	LB 33	D. Lloyd
TE 89	L. Farrell	CB 25	R. Darby
TE 17	E. Ingram	CB 3	T. Campbell
QB 16	T. Lawrence	S 5	A. Cisco
RB 4	T. Bigsby	S 6	D. Savage
WR 7	B. Thomas Jr.	CB 22	J. Jones

Green Bay Packers Starters

OFFENSE		DEFENSE	
WR 9	C. Watson	DE 91	P. Smith
WR 87	R. Doubs	DT 97	K. Clark
LT 63	R. Walker	DT 83	T. Slaton
LG 74	E. Jenkins	DE 52	R. Gary
C 71	J. Myers	LB 58	I. McDuffie
RG 75	S. Rhyan	LB 45	E. Wilson
RT 50	Z. Tom	LB 56	E. Cooper
TE 85	T. Kraft	CB 23	J. Alexander
TE 89	B. Sims	CB 25	K. Nixon
QB 10	J. Love	S 29	X. McKinney
RB 8	J. Jacobs	S 33	E. Williams

OFFICIALS: Referee: Land Clark (130), Umpire: Paul King (121), Field Judge: Jabir Walker (26), Down Judge: Tom Stephan (88), Side Judge: Dominique Pender (114), Line Judge: Jeff Hutchison (46), Back Judge: Brad Freeman (88), Replay Official: Bob Hubbel, Replay Assistant: Jim Van Geffen

SCORING DRIVES

TEAM	QTR	TIME	SCORING PLAY	GB	JAX
Packers	2	11:31	J.Jacobs 3 yd. run (B.McManus kick) (3-28, 1:25)	7	0
Packers	2	06:03	B.McManus 31 yd. Field Goal (6-67, 3:21)	10	0
Jaguars	2	02:37	T.Lawrence 6 yd. run (C.Little kick) (6-70, 3:26)	10	7
Packers	2	00:54	B.McManus 38 yd. Field Goal (10-51, 1:43)	13	7
Jaguars	2	00:03	C.Little 39 yd. Field Goal (6-53, 0:51)	13	10
Jaguars	3	05:10	B.Thomas 14 yd. pass from T.Lawrence (C.Little kick) (10-93, 5:33)	13	17
Packers	3	00:21	J.Jacobs 38 yd. run (B.McManus kick) (8-80, 4:49)	20	17
Packers	4	14:06	T.Kraft 3 yd. pass from M.Willis (B.McManus kick) (2-5, 0:40)	27	17
Jaguars	4	05:36	C.Little 47 yd. Field Goal (8-51, 4:04)	27	20
Jaguars	4	01:48	E.Ingram 14 yd. pass from T.Lawrence (C.Little kick) (8-87, 2:02)	27	27
Packers	4	00:00	B.McManus 24 yd. Field Goal (7-64, 1:48)	30	27

GREEN BAY PACKERS

PASSING	ATT	CP	YDS	SK/YD	TD	LG	INT	RTG
Jordan Love	22	14	196	0/0	0	67	1	73.3
Malik Willis	5	4	56	1/0	1	51	0	152.9
TOTAL	27	18	252	1/0	1	67	1	93.4

RUSHING	ATT	YDS	AVG	LG	TD
Josh Jacobs	25	127	5.1	38t	2
Malik Willis	4	23	5.8	20	0
Chris Brooks	4	16	4.0	8	0
Emanuel Wilson	4	5	1.3	4	0
Jayden Reed	1	0	0.0	0	0
Jordan Love	1	-1	-1.0	-1	0
TOTAL	39	170	4.4	38t	2

RECEIVING	NO	YDS	AVG	LG	TD
Christian Watson	4	39	9.8	14	0
Tucker Kraft	3	78	26.0	67	1
Romeo Doubs	3	72	24.0	29	0
Jayden Reed	2	55	27.5	51	0
Dontayvion Wicks	2	11	5.5	6	0
Emanuel Wilson	2	-2	-1.0	1	0
Chris Brooks	1	1	1.0	1	0
Josh Jacobs	1	-2	-2.0	-2	0
TOTAL	18	252	14.0	67	1

TOP DEFENSE	TOT	SOLO	AST	SCK	YDS	INT
Eric Wilson	9	5	4	0.0	0.0	0
Isaiah McDuffie	8	4	4	0.0	0.0	0
Edgerrin Cooper	8	3	5	1.0	9.0	0

FIELD GOALS	FGM/FGA	PERCENT	RESULTS
Brandon McManus	3-3	100.0	31G, 38G, 24G
TOTAL	3-3	100.0	

JACKSONVILLE JAGUARS

PASSING	ATT	CP	YDS	SK/YD	TD	LG	INT	RTG
Trevor Lawrence	32	21	308	1/9	2	33	1	104.7
TOTAL	32	21	308	1/9	2	33	1	104.7

RUSHING	ATT	YDS	AVG	LG	TD
Tank Bigsby	18	78	4.3	16	0
Trevor Lawrence	4	10	2.5	6t	1
D'Ernest Johnson	1	3	3.0	3	0
TOTAL	23	91	4.0	16	1

RECEIVING	NO	YDS	AVG	LG	TD
Brenton Strange	5	59	11.8	21	0
Evan Ingram	4	36	9.0	14t	1
Brian Thomas Jr.	3	60	20.0	28	1
Parker Washington	3	46	15.3	23	0
Christian Kirk	2	59	29.5	33	0
Tank Bigsby	2	8	4.0	6	0
D'Ernest Johnson	1	20	20.0	20	0
Tim Jones	1	20	20.0	20	0
TOTAL	21	308	14.7	33	2

TOP DEFENSE	TOT	SOLO	AST	SCK	YDS	INT
Foyesade Oluokun	9	4	5	0.0	0.0	0
DaVon Hamilton	7	3	4	0.0	0.0	0
Ventrell Miller	6	5	1	0.0	0.0	0

FIELD GOALS	FGM/FGA	PERCENT	RESULTS
Cam Little	2-2	100.0	39G, 47G
TOTAL	2-2	100.0	

JACKSONVILLE, Fla. (AP) — Jordan Love injured his left groin on the opening possession against Jacksonville, left the game for good in the third quarter and then had a front-row seat as backup Malik Willis rallied the Packers to a 30-27 victory. Willis completed a 51-yard pass to Jayden Reed that set up Brandon McManus' second winning kick in as many weeks. Willis completed 4 of 5 passes for 56 yards and a touchdown. Josh Jacobs ran for 127 yards and two touchdowns for Green Bay. Tucker Kraft led the team with 78 yards and a touchdown on three receptions, including a career-long 67-yard catch in the second quarter. Trevor Lawrence, who completed 21 of 32 passes for 308 yards, rallied Jacksonville from a 10-point deficit in the fourth quarter and tied the game at 27 with a 14-yard touchdown pass to Evan Ingram. Jacksonville tried to let the Packers score with a minute left to play, but Chris Brooks dropped to the ground to help set up McManus' game-winning 24-yarder.

Team Statistics

First Downs	22
3rd-Down Eff. (Made/Att/Pct)	3/11/27%
4th-Down Eff. (Made/Att/Pct)	0/0/0%
Total Net Yards	422
Total Plays	67
Yards Per Play	6.3
Rushes/Net Yards	39/170
Net Passing	252
Pass Attempts/Completions	32/21
Had Intercepted	1
Sacked/Yards Lost	1/0
Punts/Average	5/48.2
Penalties/Yards	3/20
Fumbles/Lost	0/0
Possession Time	34:09

Packers Jaguars

First Downs	19
3rd-Down Eff. (Made/Att/Pct)	1/9/11%
4th-Down Eff. (Made/Att/Pct)	1/1/100%
Total Net Yards	390
Total Plays	67
Yards Per Play	7.0
Rushes/Net Yards	23/91
Net Passing	299
Pass Attempts/Completions	32/21
Had Intercepted	1
Sacked/Yards Lost	1/9
Punts/Average	5/59.6
Penalties/Yards	8/59
Fumbles/Lost	2/1
Possession Time	25:51

GAME SUMMARIES



24



14

WEEK 9

Detroit Lions 24, Green Bay Packers 14
78,330 @ Lambeau Field Nov 3, 2024

Detroit Lions	0	17	7	0	—	24
Green Bay Packers	3	0	3	8	—	14

Detroit Lions Starters

OFFENSE		DEFENSE	
WR 11	K. Raymond	DL 98	D. Reader
WR 14	A. St. Brown	DL 54	A. McNeill
WR 17	T. Patrick	DL 91	L. Onwuzurike
LT 68	T. Ducker	DL 69	A. Muhammad
LG 60	G. Glasgow	LB 34	A. Anzalone
C 77	F. Ragnow	LB 46	J. Campbell
RG 71	K. Zeiler	LB 53	T. Nowaske
TE 87	S. LaPorta	CB 0	T. Arnold
RB 5	D. Montgomery	CB 23	C. Davis III
RT 58	P. Sewell	S 31	K. Joseph
QB 16	J. Goff	S 32	B. Branch

Green Bay Packers Starters

OFFENSE		DEFENSE	
WR 9	C. Watson	DE 91	P. Smith
LT 63	R. Walker	DT 97	K. Clark
LG 77	J. Morgan	DT 93	T. Slater
C 74	E. Jenkins	DE 52	R. Gary
RG 75	S. Rhyhan	LB 58	I. McDuffie
RT 50	Z. Tom	LB 7	Q. Walker
TE 85	T. Kraft	LB 45	E. Wilson
TE 89	B. Sims	CB 25	K. Nixon
WR 87	R. Doubs	CB 21	E. Stokes
QB 10	J. Love	S 29	X. McKinney
RB 8	J. Jacobs	S 20	J. Bullard

OFFICIALS: Reference: Clete Blakeman (34), Umpire: Scott Campbell (127), Down Judge: Dana McKenzie (8), Line Judge: Julian Mapp (10), Field Judge: Karina Tovar (0), Side Judge: James Coleman (95), Back Judge: Jonah Monroe (120), Replay Official: Chad Adams, Replay Assistant: Amber Cornell

SCORING DRIVES

TEAM	QTR	TIME	SCORING PLAY	DET	GB
Packers	1	07:06	B.McManus 30 yd. Field Goal (14-63, 7:54)	0	3
Lions	2	14:56	A.St. Brown 3 yd. pass from J.Goff (J.Bates kick) (13-70, 7:10)	7	3
Lions	2	00:58	J.Bates 27 yd. Field Goal (10-55, 4:25)	10	3
Lions	2	00:32	K.Joseph 27 yd. interception return (J.Bates kick)	17	3
Lions	3	09:32	J.Gibbs 15 yd. run (J.Bates kick) (9-71, 5:28)	24	3
Packers	3	00:48	B.McManus 38 yd. Field Goal (10-55, 5:09)	24	6
Packers	4	03:49	Em.Wilson 2 yd. run (J.Love-C.Watson pass) (9-55, 2:33)	24	14

DETROIT LIONS

PASSING	ATT	CP	YDS	SK/YD	TD	LG	INT	RTG
Jared Goff	22	18	145	1/8	1	26	0	109.3
TOTAL	22	18	145	1/8	1	26	0	109.3

RUSHING	ATT	YDS	AVG	LG	TD
David Montgomery	17	73	4.3	12	0
Jahmyr Gibbs	11	65	5.9	18	1
Jared Goff	3	-2	-0.7	0	0
Kalif Raymond	1	-12	-12.0	-12	0
TOTAL	32	124	3.9	18	1

RECEIVING	NO	YDS	AVG	LG	TD
Amon-Ra St. Brown	7	56	8.0	26	1
David Montgomery	3	23	7.7	14	0
Sam LaPorta	2	28	14.0	19	0
Tim Patrick	2	12	6.0	9	0
Kalif Raymond	1	12	12.0	12	0
Jahmyr Gibbs	1	11	11.0	11	0
Allen Robinson II	1	2	2.0	2	0
Brock Wright	1	1	1.0	1	0
TOTAL	18	145	8.1	26	1

TOP DEFENSE	TOT	SOLO	AST	SCK	YDS	INT
Jack Campbell	10	5	5	0.0	0.0	0
Carlton Davis III	7	5	2	0.0	0.0	0
Brandon Joseph	6	6	0	0.0	0.0	0

FIELD GOALS	FGM/FGA	PERCENT	RESULTS
Jake Bates	1-1	100.0	27G
TOTAL	1-1	100.0	

GREEN BAY PACKERS

PASSING	ATT	CP	YDS	SK/YD	TD	LG	INT	RTG
Jordan Love	39	23	273	0/0	0	41	1	69.7
TOTAL	39	23	273	0/0	0	41	1	69.7

RUSHING	ATT	YDS	AVG	LG	TD
Josh Jacobs	13	95	7.3	37	0
Emanuel Wilson	4	28	7.0	19	1
Chris Brooks	2	13	6.5	9	0
Tucker Kraft	1	2	2.0	2	0
Jordan Love	3	0	0.0	0	0
TOTAL	23	138	6.0	37	1

RECEIVING	NO	YDS	AVG	LG	TD
Jayden Reed	5	113	22.6	41	0
Tucker Kraft	4	34	8.5	13	0
Romeo Doubs	4	28	7.0	8	0
Christian Watson	3	37	12.3	19	0
Chris Brooks	3	28	9.3	13	0
Josh Jacobs	2	13	6.5	11	0
Bo Melton	1	19	19.0	19	0
Emanuel Wilson	1	1	1.0	1	0
TOTAL	23	273	11.9	41	0

TOP DEFENSE	TOT	SOLO	AST	SCK	YDS	INT
Quay Walker	12	7	5	0.0	0.0	0
Keisean Nixon	6	4	2	0.0	0.0	0
Edgerrin Cooper	6	3	3	0.0	0.0	0

FIELD GOALS	FGM/FGA	PERCENT	RESULTS
Brandon McManus	2-3	66.7	30G, 46WL, 38G
TOTAL	2-3	66.0	

GREEN BAY, Wis. (AP) — Kerby Joseph scored on a 27-yard interception return, and the Lions converted two fourth downs into touchdowns as they continued one of the best starts in franchise history by beating the Green Bay Packers, 24-14, on a rainy and windy Sunday. Jared Goff completed his first 11 passes and finished 18 of 22 for 145 yards and a touchdown. Detroit took the lead for good on the first play of the second quarter when Goff hit Amon-Ra St. Brown for a 3-yard touchdown on fourth-and-goal. Jahmyr Gibbs capped the opening drive of the second half by rushing for a 15-yard touchdown on fourth-and-1 to extend the Lions' lead to 24-3. Green Bay's Jordan Love went 23 of 39 for 273 yards with an interception, one week after he left in the third quarter of a 39-27 victory at Jacksonville with a groin strain. Jayden Reed had five catches for 113 yards and Josh Jacobs rushed for 95 yards. The Packers outgained the Lions, 411 yards to 261, but wasted several opportunities. Green Bay drove inside Detroit's 35-yard line on three possessions without scoring. The Packers' four trips to the red zone resulted in one touchdown and two field goals.

Team Statistics

First Downs	17	20
3rd-Down Eff. (Made/Att/Pct)	4/12/33%	3/12/25%
4th-Down Eff. (Made/Att/Pct)	2/2/100%	2/3/67%
Total Net Yards	261	411
Total Plays	55	62
Yards Per Play	4.7	6.6
Rushes/Net Yards	32/124	23/138
Net Passing	137	273
Pass Attempts/Completions	22/18	39/23
Had Intercepted	0	1
Sacked/Yards Lost	1/8	0/0
Punts/Average	4/49.8	2/42.0
Penalties/Yards	5/51	10/67
Fumbles/Lost	0/0	3/0
Possession Time	31:11	28:49

Lions Packers

First Downs	17	20
3rd-Down Eff. (Made/Att/Pct)	4/12/33%	3/12/25%
4th-Down Eff. (Made/Att/Pct)	2/2/100%	2/3/67%
Total Net Yards	261	411
Total Plays	55	62
Yards Per Play	4.7	6.6
Rushes/Net Yards	32/124	23/138
Net Passing	137	273
Pass Attempts/Completions	22/18	39/23
Had Intercepted	0	1
Sacked/Yards Lost	1/8	0/0
Punts/Average	4/49.8	2/42.0
Penalties/Yards	5/51	10/67
Fumbles/Lost	0/0	3/0
Possession Time	31:11	28:49

GAME SUMMARIES



WEEK 11 Green Bay Packers 20, Chicago Bears 19 59,419 Soldier Field Nov 17, 2024

Green Bay Packers	7	0	7	6	—	20
Chicago Bears	3	7	9	0	—	19

Chicago Bears Starters

OFFENSE		DEFENSE	
WR 2	D. Moore	DL 98	M. Sweat
WR 13	R. Allen	DL 99	G. Dexter Sr.
WR 15	R. Odomze	DL 93	B. Cowart
LT 70	B. Jones	DE 95	D. Walker
LG 71	R. Bates	LB 53	T. Edwards
C 65	C. Shelton	LB 49	T. Edmunds
RG 79	M. Pryor	DB 6	K. Gordon
RT 58	D. Wright	CB 1	J. Johnson
TE 85	C. Kmet	CB 29	T. Stevenson
QB 18	C. Williams	S 31	K. Byard III
RB 4	D. Swift	S 22	E. Hicks

Green Bay Packers Starters

OFFENSE		DEFENSE	
WR 9	C. Watson	DE 55	K. Enagbare
TE 85	T. Kraft	DT 97	K. Clark
LT 63	R. Walker	DT 83	T. Slaton
LG 74	E. Jenkins	DE 52	R. Gary
C 71	J. Myers	LB 58	I. McDuffie
RG 75	S. Rhyan	LB 7	O. Walker
RT 50	Z. Tom	CB 25	K. Nixon
WR 67	R. Doubs	CB 23	J. Alexander
WR 11	J. Reed	S 29	X. McKinney
QB 10	J. Love	S 20	J. Bullard
RB 8	J. Jacobs	S 33	E. Williams

OFFICIALS: Referee: Bill Vinovich (52), Umpire: Scott Walker (11), Down Judge: Dale Keller (9), Line Judge: Tripp Sutter (37), Field Judge: Aaron Santi (50), Side Judge: Jimmy Buchanan (86), Back Judge: Todd Prukop (30), Replay Official: Denise Crudup, Replay Assistant: Chad Wakefield

SCORING DRIVES

TEAM	QTR	TIME	SCORING PLAY	GB	CHI
Packers	1	11:15	J.Reed 15 yd. pass from J.Love (B.McManus kick) (8-70, 3:45)	7	0
Bears	1	07:49	C.Santos 53 yd. Field Goal (8-34, 3:26)	7	3
Bears	2	00:07	R.Johnson 1 yd. run (C.Santos kick) (13-76, 5:42)	7	10
Bears	3	10:17	C.Santos 27 yd. Field Goal (10-61, 4:43)	7	13
Packers	3	06:34	J.Jacobs 7 yd. run (B.McManus kick) (6-70, 3:43)	14	13
QB	3	00:31	D.Swift 39 yd. run (pass failed) (11-78, 6:03)	14	19
Packers	4	02:59	J.Love 1 yd. run (run failed) (4-78, 1:18)	20	19

GREEN BAY PACKERS

PASSING	ATT	CP	YDS	SK/YD	TD	LG	INT	RTG
Jordan Love	17	13	261	1/1	1	60	1	113.0
TOTAL	17	13	261	1/1	1	60	1	113.0

RUSHING	ATT	YDS	AVG	LG	TD
Josh Jacobs	18	76	4.2	12	1
Jordan Love	4	18	4.5	13	1
Emanuel Wilson	2	17	8.5	13	0
Jayden Reed	1	-5	-5.0	-5	0
TOTAL	25	106	4.2	13	2

RECEIVING	NO	YDS	AVG	LG	TD
Christian Watson	4	150	37.5	60	0
Josh Jacobs	4	58	14.5	23	0
Jayden Reed	2	23	11.5	15t	1
Chris Brooks	2	13	6.5	9	0
Romeo Doubs	1	17	17.0	17	0
TOTAL	13	261	20.1	60	1

TOP DEFENSE	TOT	SOLO	AST	SCK	YDS	INT
Xavier McKinney	9	6	3	0.0	0.0	0
Carrington Valentine	9	4	5	0.0	0.0	0
Javon Bullard	8	6	2	0.0	0.0	0

FIELD GOALS	FGM/FGA	PERCENT	RESULTS
No Field Goals			

CHICAGO BEARS

PASSING	ATT	CP	YDS	SK/YD	TD	LG	INT	RTG
Caleb Williams	31	23	231	3/19	0	25	0	95.0
TOTAL	31	23	231	3/19	0	25	0	95.0

RUSHING	ATT	YDS	AVG	LG	TD
D Andre Swift	14	71	5.1	39t	1
Caleb Williams	9	70	7.8	16	0
Roschon Johnson	10	33	3.3	7	1
DJ Moore	1	5	5.0	5	0
TOTAL	34	179	5.3	39t	2

RECEIVING	NO	YDS	AVG	LG	TD
DJ Moore	7	62	8.9	16	0
Rome Odomze	6	65	10.8	21	0
Keenan Allen	4	41	10.3	17	0
Cole Kmet	3	42	14.0	25	0
D Andre Swift	2	13	6.5	8	0
Roschon Johnson	1	8	8.0	8	0
TOTAL	23	231	10.0	25	0

TOP DEFENSE	TOT	SOLO	AST	SCK	YDS	INT
Kevin Byard III	9	4	5	0.0	0.0	0
Tremaine Edmunds	7	1	6	0.0	0.0	0
T.J. Edwards	6	5	1	0.0	0.0	0

FIELD GOALS	FGM/FGA	PERCENT	RESULTS
Cairo Santos	2-3	66.7	53G, 27G, 46B
TOTAL	2-3	66.0	

CHICAGO (AP) — Jordan Love and the Green Bay Packers made just enough plays to squeeze out yet another win over the Chicago Bears. Love ran for a go-ahead score in the closing minutes, and Green Bay hung on to beat Chicago, 20-19, on Sunday when Karl Brooks blocked Cairo Santos' kick from 46 yards as time expired. Christian Watson set a career high with 150 yards on just four catches, including a 60-yarder that set up Love's touchdown run. Caleb Williams threw for 231 yards and ran for 70 while D Andre Swift had 14 carries for 71 yards. His 39-yard score near the end of the third quarter gave the Bears a 19-14 lead. Love put Green Bay on top, 20-19, when he scored from the 1 with 2:59 left, but the two-point conversion failed. Green Bay sacked Williams on the first two plays of the next possession. But facing third-and-19, Williams regrouped. The No. 1 draft pick hit fellow rookie Rome Odomze with passes on back-to-back plays to put the ball in Packers territory. The Bears drove all the way to the 28, only to end a chaotic week with their fourth straight loss when Brooks got through the center of the line and reached up with his left hand to block Santos' kick. Green Bay beat the last-place Bears for the 11th straight time, the longest streak by either team in the storied rivalry.

Team Statistics

First Downs	19	23
3rd-Down Eff. (Made/Att/Pct)	15/20/75	9/16/56%
4th-Down Eff. (Made/Att/Pct)	0/1/0%	3/3/100%
Total Net Yards	366	391
Total Plays	43	68
Yards Per Play	8.5	5.8
Rushes/Net Yards	25/106	34/179
Net Passing	260	212
Pass Attempts/Completions	17/13	31/23
Had Intercepted	1	0
Sacked/Yards Lost	1/1	3/19
Punts/Average	1/47.0	2/41.5
Penalties/Yards	3/25	7/50
Fumbles/Lost	0/0	0/0
Possession Time	23:39	36:21

Packers

Bears

GAME SUMMARIES



10

WEEK 12

Green Bay Packers 38, San Francisco 49ers 10
78,222 @ Lambeau Field Nov 24, 2024



38

San Francisco 49ers	0	7	3	0	10
Green Bay Packers	10	7	7	14	38

San Francisco 49ers Starters

OFFENSE		DEFENSE	
WR 15	J. Jennings	LDE 56	L. Floyd
LT 76	J. Moore	LDOT 99	M. Collins
LG 85	A. Banks	ROT 92	J. Elliott
C 64	J. Brendel	RDE 91	S. Okunoyinmu
RG 77	D. Puni	MIKE 54	F. Warner
RT 68	C. McKivitz	WILL 59	D. Campbell Sr.
TE 85	G. Kittle	LCB 22	I. Yadom
NWR 1	D. Samuel Sr.	RCB 2	D. Lanoir
RB 23	C. McCaffrey	NCB 0	R. Green
FB 44	K. Juszczyk	FS 27	J. Brown
QB 17	B. Allen	SS 6	M. Mustapha

Green Bay Packers Starters

OFFENSE		DEFENSE	
WR 9	C. Watson	DE 96	C. Wooden
LT 87	R. Doubs	DT 97	K. Clark
LG 74	R. Walker	DT 93	T. Slaton
C 71	E. Jenkins	DE 92	R. Gary
RG 75	J. Myers	LB 58	I. McDuffie
RT 50	S. Rhyan	LB 7	Q. Walker
TE 85	Z. Tom	LB 45	E. Wilson
WR 11	J. Reed	CB 25	K. Dixon
QB 10	J. Love	CB 24	C. Valentina
RB 8	J. Jacobs	S 29	X. McKinney
		S 20	J. Bullard

OFFICIALS: Referee: Craig Wolstead (4), Umpire: Steven Woods (54), Down Judge: Danny Short (113), Line Judge: Daniel Gallagher (85), Field Judge: Jeff Shears (60), Side Judge: Frank Steratore (132), Back Judge: Rich Martinez (39), Replay Official: Gavin Anderson, Replay Assistant: Ken Hall

SCORING DRIVES

TEAM	QTR	TIME	SCORING PLAY	SF	GB
Packers	1	07:35	T.Kraft 11 yd. pass from J.Love (B.McManus kick) (12-67, 7:25)	0	7
Packers	1	00:11	B.McManus 51 yd. Field Goal (10-49, 4:44)	0	10
Packers	2	06:33	J.Jacobs 1 yd. run (B.McManus kick) (12-71, 6:56)	0	17
49ers	2	01:02	G.Kittle 3 yd. pass from B.Allen (J.Moody kick) (11-65, 5:31)	7	17
Packers	3	04:28	J.Jacobs 1 yd. run (B.McManus kick) (3-26, 1:21)	7	24
49ers	3	02:12	J.Moody 48 yd. Field Goal (6-44, 2:16)	10	24
Packers	4	10:59	J.Jacobs 1 yd. run (B.McManus kick) (3-16, 1:31)	10	31
Packers	4	04:14	M.Heath 3 yd. pass from J.Love (B.McManus kick) (10-56, 6:37)	10	38

SAN FRANCISCO 49ERS

PASSING	ATT	CP	YDS	SK/YD	TD	LG	INT	RTG
Brandon Allen	29	17	199	2/2	1	31	1	76.7
TOTAL	29	17	199	2/2	1	31	1	76.7

RUSHING	ATT	YDS	AVG	LG	TD
Christian McCaffrey	11	31	2.8	9	0
Jordan Mason	3	8	2.7	16	0
Brandon Allen	2	5	2.5	6	0
TOTAL	16	44	2.8	16	0

RECEIVING	NO	YDS	AVG	LG	TD
George Kittle	6	82	13.7	31	1
Jauan Jennings	5	40	8.0	20	0
Christian McCaffrey	3	37	12.3	23	0
Deebo Samuel Sr.	1	21	21.0	21	0
Kyle Juszczyk	1	14	14.0	14	0
Jordan Mason	1	5	5.0	5	0
TOTAL	17	199	11.7	31	1

TOP DEFENSE	TOT	SOLO	AST	SCK	YDS	INT
Isaac Yadom	9	6	3	0.0	0.0	0
Malik Mustapha	9	3	6	0.0	0.0	0
DeVondre Campbell Sr.	8	4	4	0.0	0.0	0

FIELD GOALS	FGM/FGA	PERCENT	RESULTS
Jake Moody	1-1	100.0	48G
TOTAL	1-1	100.0	

GREEN BAY PACKERS

PASSING	ATT	CP	YDS	SK/YD	TD	LG	INT	RTG
Jordan Love	23	13	163	2/7	2	29	0	107.7
TOTAL	23	13	163	2/7	2	29	0	107.7

RUSHING	ATT	YDS	AVG	LG	TD
Josh Jacobs	26	106	4.1	18	3
Emanuel Wilson	9	41	4.6	19	0
Chris Brooks	4	11	2.8	5	0
Bo Melton	1	5	5.0	5	0
Christian Watson	1	4	4.0	4	0
Jordan Love	1	2	2.0	2	0
TOTAL	42	169	4.0	19	3

RECEIVING	NO	YDS	AVG	LG	TD
Romeo Doubs	3	54	18.0	29	0
Jayden Reed	3	26	8.7	13	0
Tucker Kraft	2	26	13.0	15	1
Malik Heath	2	15	7.5	12	1
Dontayvion Wicks	1	25	25.0	25	0
Chris Brooks	1	15	15.0	15	0
John FitzPatrick	1	2	2.0	2	0
TOTAL	13	163	12.5	29	2

TOP DEFENSE	TOT	SOLO	AST	SCK	YDS	INT
Javon Bullard	7	6	1	0.0	0.0	0
Quay Walker	7	6	1	0.0	0.0	0
Xavier McKinney	3	3	0	0.0	0.0	1

FIELD GOALS	FGM/FGA	PERCENT	RESULTS
Brandon McManus	1-1	100.0	51G
TOTAL	1-1	100.0	

GREEN BAY, Wis. (AP) — The Green Bay Packers earned a measure of revenge against the team that ended their season last year. Josh Jacobs rushed for 106 yards and matched a career high with three rushing touchdowns for the Packers, becoming the first player in the past 55 regular-season games to rush for 100 yards against the 49ers. It was the longest a team had gone without allowing a 100-yard rusher since 1955. Jordan Love, who went 13 of 23 for 163 yards and two touchdowns, threw touchdown passes to Tucker Kraft and Malik Heath as the Packers had their highest point total since beating the Chicago Bears, 38-20, in their 2023 opener. Brock Purdy's shoulder injury prompted the 49ers to turn to 32-year-old Brandon Allen to make his 10th career start and first since the 2021 regular-season finale when he was with Cincinnati. Allen went 17 of 29 for 199 yards with a touchdown pass, an interception and a lost fumble. The Packers scored on each of their first three series. With 6 1/2 minutes left in the second quarter, the 49ers trailed, 17-0, and had run just six offensive plays. San Francisco cut the lead to 17-7 on Allen's 3-yard touchdown pass to George Kittle with 1:02 left in the second quarter. The 49ers' only other points came on Jake Moody's 48-yard field goal. Xavier McKinney broke up a fourth-down pass to end one 49ers scoring threat and had a 48-yard interception return. Green Bay converted the interception into a touchdown that extended its lead to 24-7. The Packers poured it on from there.

Team Statistics

First Downs	11	22
3rd-Down Eff. (Made/Att/Pct)	3/10/30%	6/13/46%
4th-Down Eff. (Made/Att/Pct)	0/2/0%	1/2/50%
Total Net Yards	241	325
Total Plays	47	67
Yards Per Play	5.1	4.9
Rushes/Net Yards	16/44	42/169
Net Passing	197	156
Pass Attempts/Completions	29/17	23/13
Had Intercepted	1	0
Sacked/Yards Lost	2/2	2/7
Punts/Average	3/49.0	4/48.8
Penalties/Yards	9/77	5/40
Fumbles/Lost	5/2	0/0
Possession Time	23:17	36:43

49ers Packers

First Downs	11	22
3rd-Down Eff. (Made/Att/Pct)	3/10/30%	6/13/46%
4th-Down Eff. (Made/Att/Pct)	0/2/0%	1/2/50%
Total Net Yards	241	325
Total Plays	47	67
Yards Per Play	5.1	4.9
Rushes/Net Yards	16/44	42/169
Net Passing	197	156
Pass Attempts/Completions	29/17	23/13
Had Intercepted	1	0
Sacked/Yards Lost	2/2	2/7
Punts/Average	3/49.0	4/48.8
Penalties/Yards	9/77	5/40
Fumbles/Lost	5/2	0/0
Possession Time	23:17	36:43

GAME SUMMARIES



17

WEEK 13
Green Bay Packers 30, Miami Dolphins 17
77,599 @ Lambeau Field Nov 28, 2024



30

Miami Dolphins	0	3	8	6	—	17
Green Bay Packers	14	10	3	3	—	30

Miami Dolphins Starters

OFFENSE		DEFENSE	
WR 10	T. Hill	DT 92	Z. Sieler
LT 72	T. Armstead	DT 95	B. Jones
LG 65	R. Jones	DT 93	C. Campbell
C 55	A. Brewer	OLB 96	D. Ball
RG 74	L. Eichenberg	LB 0	T. Dodson
RT 70	K. Lamm	LB 20	J. Brooks
F 9	J. Smith	OLB 91	E. Ogbah
TE 89	J. Hill	CB 5	J. Ramsey
RB 28	D. Achane	NCB 4	K. Kohou
QB 1	T. Tagovailoa	S 8	J. Holland
WR 17	J. Waddle	S 21	J. Poyer

Green Bay Packers Starters

OFFENSE		DEFENSE	
WR 9	C. Watson	DE 55	K. Enagbare
WR 13	D. Wicks	DT 97	K. Clark
LT 17	R. Walker	DT 98	T. Staton
LG 74	E. Jenkins	DE 92	R. Gary
C 71	J. Myers	LB 58	I. McDuffie
RG 75	S. Rhyan	LB 7	Q. Walker
RT 50	Z. Tom	LB 45	E. Wilson
TE 65	T. Kraft	CB 24	C. Valentine
TE 89	B. Sims	CB 25	K. Nixon
QB 10	J. Love	S 29	X. McKinney
RB 8	J. Jacobs	S 20	J. Bullard

OFFICIALS: Referee: Shawn Smith (14), Umpire: Terry Killens Jr. (77), Down Judge: Patrick Holt (106), Line Judge: Greg Bradley (98), Field Judge: Eugene Hall (103), Side Judge: Boris Cheek (41), Back Judge: Terrence Miles (111), Replay Official: Mike Wimmer, Replay Assistant: Lawrence Hill Jr.

SCORING DRIVES

TEAM	QTR	TIME	SCORING PLAY	MIA	GB
Packers	1	12:00	J.Reed 3 yd. pass from J.Love (B.McManus kick) (3-9, 1:30)	0	7
Packers	1	00:55	J.Jacobs 1 yd. run (B.McManus kick) (12-76, 6:58)	0	14
Dolphins	2	08:44	J.Sanders 33 yd. Field Goal (12-55, 7:11)	3	14
Packers	2	01:35	J.Reed 12 yd. pass from J.Love (B.McManus kick) (6-62, 1:27)	3	21
Packers	2	00:00	B.McManus 46 yd. Field Goal (4-34, 0:22)	3	24
Packers	3	07:42	B.McManus 24 yd. Field Goal (8-72, 5:10)	3	27
Dolphins	3	02:43	D.Achane 14 yd. pass from T.Tagovailoa (T.Tagovailoa-J.Waddle pass) (8-70, 4:59)	11	27
Packers	4	05:02	B.McManus 33 yd. Field Goal (9-78, 4:31)	11	30
Dolphins	4	03:04	T.Hill 12 yd. pass from T.Tagovailoa (pass failed) (7-67, 1:58)	17	30

MIAMI DOLPHINS

PASSING	ATT	CP	YDS	SK/YD	TD	LG	INT	RTG
Tua Tagovailoa	46	37	365	5/29	2	30	0	114.2
TOTAL	46	37	365	5/29	2	30	0	114.2

RUSHING	ATT	YDS	AVG	LG	TD
Raheem Mostert	5	19	3.8	12	0
De Von Achane	7	14	2.0	13	0
Tua Tagovailoa	2	6	3.0	9	0
TOTAL	14	39	2.8	13	0

RECEIVING	NO	YDS	AVG	LG	TD
Jonnu Smith	10	113	11.3	16	0
De Von Achane	8	56	7.0	14t	1
Tyreek Hill	6	83	13.8	30	1
Jaylen Waddle	4	53	13.3	16	0
Alec Ingold	2	15	7.5	13	0
Raheem Mostert	2	15	7.5	14	0
Malik Washington	2	8	4.0	8	0
Odeh Beckham Jr.	1	9	9.0	9	0
Durham Smythe	1	8	8.0	8	0
Julian Hill	1	5	5.0	5	0
TOTAL	37	365	9.9	30	2

TOP DEFENSE	TOT	SOLO	AST	SCK	YDS	INT
Tyrell Dodson	10	5	5	0.0	0.0	0
Jordyn Brooks	9	5	4	0.0	0.0	0
Jordan Poyer	9	2	7	0.0	0.0	0

FIELD GOALS	FGM/FGA	PERCENT	RESULTS
Jason Sanders	1-1	100.0	33G
TOTAL	1-1	100.0	

GREEN BAY PACKERS

PASSING	ATT	CP	YDS	SK/YD	TD	LG	INT	RTG
Jordan Love	28	21	274	0/0	2	49	0	129.2
TOTAL	28	21	274	0/0	2	49	0	129.2

RUSHING	ATT	YDS	AVG	LG	TD
Josh Jacobs	19	43	2.3	11	1
Chris Brooks	3	28	9.3	18	0
Jayden Reed	1	23	23.0	23	0
Emanuel Wilson	2	20	10.0	15	0
TOTAL	25	114	4.6	23	1

RECEIVING	NO	YDS	AVG	LG	TD
Tucker Kraft	6	78	13.0	17	0
Josh Jacobs	4	74	18.5	49	0
Dontayvion Wicks	4	30	7.5	10	0
Jayden Reed	3	24	8.0	12t	2
Christian Watson	2	67	33.5	46	0
Chris Brooks	2	1	0.5	5	0
TOTAL	21	274	13.0	49	2

TOP DEFENSE	TOT	SOLO	AST	SCK	YDS	INT
Isaiah McDuffie	10	7	3	0.0	0.0	0
Quay Walker	10	6	4	1.0	6.0	0
Xavier McKinney	9	7	2	0.0	0.0	0

FIELD GOALS	FGM/FGA	PERCENT	RESULTS
Brandon McManus	3-3	100.0	46G, 24G, 33G
TOTAL	3-3	100.0	

GREEN BAY, Wis. (AP) — Jordan Love celebrated the Green Bay Packers' victory on Thanksgiving by taking a bite out of a turkey leg and raising it in the air, and he earned it by throwing two touchdown passes to Jayden Reed in a 30-17 win over the Miami Dolphins on Thursday night. The Packers, who have won seven of their last eight games, built a 27-3 lead and made a goal-line stand to thwart a comeback attempt. After forcing a three-and-out on the opening possession, the Dolphins gave Green Bay a first-and-goal opportunity when Malik Washington muffed a punt and Robert Rochell recovered at the 9. Love and Reed connected on touchdown completions of 3 and 12 yards. Josh Jacobs scored from 1 yard out and Brandon McManus kicked two field goals as Green Bay led, 27-3, midway through the third quarter. Tua Tagovailoa's 14-yard pass to De'Von Achane — and a two-point conversion pass to Jaylen Waddle — cut Green Bay's lead to 27-11 with 2:43 left in third. A 49-yard completion from Love to Jacobs then set up McManus' 33-yard field goal with 5:02 left. Miami completed the scoring on a deflected 12-yard touchdown pass from Tagovailoa, who was 37 of 46 for 365 yards with two touchdowns, to Tyreek Hill with 3:04 remaining. The Dolphins have lost their past 12 regular-season or postseason games in which the temperature at kickoff has been below 40 degrees.

Team Statistics

First Downs	21	19
3rd-Down Eff. (Made/Att/Ptr)	4/14/29%	5/11/45%
4th-Down Eff. (Made/Att/Ptr)	3/5/60%	0/0/0%
Total Net Yards	375	388
Total Plays	65	53
Yards Per Play	5.8	7.3
Rushes/Net Yards	14/39	25/114
Net Passing	336	274
Pass Attempts/Completions	46/21	28/21
Had Intercepted	0	0
Sacked/Yards Lost	5/29	0/0
Punts/Average	3/48.7	4/43.0
Penalties/Yards	10/75	7/44
Fumbles/Lost	2/1	0/0
Possession Time	33:04	26:56

Dolphins Packers

First Downs	21	19
3rd-Down Eff. (Made/Att/Ptr)	4/14/29%	5/11/45%
4th-Down Eff. (Made/Att/Ptr)	3/5/60%	0/0/0%
Total Net Yards	375	388
Total Plays	65	53
Yards Per Play	5.8	7.3
Rushes/Net Yards	14/39	25/114
Net Passing	336	274
Pass Attempts/Completions	46/21	28/21
Had Intercepted	0	0
Sacked/Yards Lost	5/29	0/0
Punts/Average	3/48.7	4/43.0
Penalties/Yards	10/75	7/44
Fumbles/Lost	2/1	0/0
Possession Time	33:04	26:56

GAME SUMMARIES



WEEK 14 Detroit Lions 34, Green Bay Packers 31 63,987 🦊 Ford Field 🦊 Dec 5, 2024

Green Bay Packers	0	7	14	10	—	31
Detroit Lions	7	10	7	10	—	34

Detroit Lions Starters

OFFENSE		DEFENSE	
WR 14	A. St. Brown	DL 96	B. Martin
WR 17	T. Patrick	DL 54	A. McNeill
LT 70	D. Skipper	DL 99	Z. Smith
LG 60	G. Glasgow	DL 78	J. Williams
C 77	F. Ragnow	LB 46	J. Campbell
RG 71	K. Zetter	LB 10	K. Alexander
TE 89	B. Wright	CB 0	T. Arnold
RT 87	S. LaPorta	CB 23	C. Davis III
RB 5	D. Montgomery	S 31	K. Joseph
RT 58	P. Sewell	S 25	J. Adams
QB 16	J. Goff	S 32	B. Branch

Green Bay Packers Starters

OFFENSE		DEFENSE	
WR 11	J. Reed	DE 52	R. Gary
WR 9	C. Watson	DT 97	K. Clark
WR 13	D. Wicks	DT 63	T. Slaton
LT 63	R. Walker	DE 55	K. Engstbire
LG 74	E. Jenkins	LB 58	J. McDuffie
C 71	J. Myers	LB 7	Q. Walker
RG 75	S. Rhyan	LB 45	E. Wilson
RT 50	Z. Tom	CB 24	C. Valentine
TE 85	T. Kraft	CB 25	K. Nixon
QB 10	J. Love	S 29	X. McKinney
RB 8	J. Jacobs	S 33	E. Williams

OFFICIALS: **Referee:** John Hussey (35), **Umpire:** Tony Michalek (115), **Down Judge:** Max Causey (21), **Line Judge:** Carl Johnson (101), **Field Judge:** Anthony Fleming (90), **Side Judge:** Allen Baynes (56), **Back Judge:** Matt Edwards (96), **Replay Official:** Andrew Lambert

SCORING DRIVES

TEAM	QTR	TIME	SCORING PLAY	GB	DET
Lions	1	09:41	D. Montgomery 3 yd. run (J. Bates kick) (11-70, 5:19)	0	7
Lions	2	13:01	J. Bates 43 yd. Field Goal (6-29, 1:49)	0	10
Packers	2	05:35	J. Jacobs 1 yd. run (B. McManus kick) (11-70, 7:26)	7	10
Lions	2	00:11	J. Gibbs 2 yd. pass from J. Goff (J. Bates kick) (12-70, 5:24)	7	17
Packers	3	13:15	T. Kraft 12 yd. pass from J. Love (B. McManus kick) (5-70, 1:45)	14	17
Packers	3	11:15	J. Jacobs 6 yd. run (B. McManus kick) (3-16, 1:06)	21	17
Lions	3	05:02	T. Patrick 3 yd. pass from J. Goff (J. Bates kick) (13-70, 6:13)	21	24
Packers	4	14:20	J. Jacobs 4 yd. run (B. McManus kick) (4-30, 2:06)	28	24
Lions	4	08:39	T. Patrick 1 yd. pass from J. Goff (J. Bates kick) (10-70, 5:41)	28	31
Packers	4	03:38	B. McManus 32 yd. Field Goal (9-56, 5:01)	31	31
Lions	4	00:00	J. Bates 35 yd. Field Goal (11-53, 3:38)	31	34

GREEN BAY PACKERS

PASSING	ATT	CP	YDS	SK/YD	TD	LG	INT	RTG
Jordan Love	20	12	206	1/7	1	59	0	111.7
TOTAL	20	12	206	1/7	1	59	0	111.7

RUSHING	ATT	YDS	AVG	LG	TD
Josh Jacobs	18	66	3.7	19	3
Jordan Love	4	23	5.8	14	0
Emanuel Wilson	1	7	7.0	7	0
Chris Brooks	1	3	3.0	3	0
TOTAL	24	99	4.1	19	3

RECEIVING	NO	YDS	AVG	LG	TD
Christian Watson	4	114	28.5	59	0
Dontayvion Wicks	4	49	12.3	26	0
Tucker Kraft	3	41	13.7	21	1
Ben Sims	1	2	2.0	2	0
TOTAL	12	206	17.2	59	1

TOP DEFENSE	TOT	SOLO	AST	SCK	YDS	INT
Isaiah McDuffie	15	4	11	0.0	0.0	0
Quay Walker	10	6	4	0.0	0.0	0
Keisean Nixon	10	3	7	0.0	0.0	1

FIELD GOALS	FGM/FGA	PERCENT	RESULTS
Brandon McManus	1-1	100.0	32G
TOTAL	1-1	100.0	

DETROIT LIONS

PASSING	ATT	CP	YDS	SK/YD	TD	LG	INT	RTG
Jared Goff	41	32	283	1/3	3	28	1	109.7
TOTAL	41	32	283	1/3	3	28	1	109.7

RUSHING	ATT	YDS	AVG	LG	TD
David Montgomery	14	51	3.6	13	1
Jahmyr Gibbs	15	43	2.9	20	0
Amon-Ra St. Brown	1	10	10.0	10	0
Jared Goff	4	7	1.8	9	0
TOTAL	34	111	3.3	20	1

RECEIVING	NO	YDS	AVG	LG	TD
Tim Patrick	6	43	7.2	18	2
Jahmyr Gibbs	6	30	5.0	7	1
Jameson Williams	5	80	16.0	28	0
Sam LaPorta	5	54	10.8	14	0
Amon-Ra St. Brown	5	43	8.6	16	0
David Montgomery	5	33	6.6	13	0
TOTAL	32	283	8.8	28	3

TOP DEFENSE	TOT	SOLO	AST	SCK	YDS	INT
Jack Campbell	8	3	5	0.0	0.0	0
Kerby Joseph	4	3	1	0.0	0.0	0
Al-Quadin Muhammad	4	3	1	0.0	0.0	0

FIELD GOALS	FGM/FGA	PERCENT	RESULTS
Jake Bates	2-2	100.0	43G, 35G
TOTAL	2-2	100.0	

DETROIT (AP) — Detroit went for it on fourth down for a fifth time to set up Jake Bates' 35-yard field goal as time expired, Jared Goff threw three touchdown passes and the Lions clinched a playoff spot with a 34-31 victory over the Green Bay Packers on Thursday night. Goff finished 32 of 41 for 283 yards, and six Lions had at least five receptions, the first time that's happened in NFL history, according to OptaSTATS. He also threw an interception in the third quarter to set up one of Josh Jacobs' career-high-matching three TD runs. Brandon McManus made a 32-yard field goal with 3:38 left to pull the Packers into a 31-all tie in a game that had four lead changes earlier in the second half. Dan Campbell kept his offense on the field on a fourth-and-1 at the Green Bay 21 with 43 seconds left. David Montgomery ran for 7 yards, barely getting a handoff from Goff after the quarterback got his feet tangled up and was falling toward the turf. The play ensured the Lions could try a field goal without giving Green Bay the ball back, and Bates hit his third game-winning kick this season. Jordan Love was 12 of 20 for 206 yards with a touchdown pass to Tucker Kraft early in the third quarter.

Team Statistics

First Downs	17	27
3rd-Down Eff. (Made/Att/Pct)	15/20/75	7/15/47%
4th-Down Eff. (Made/Att/Pct)	0/0/0%	4/5/80%
Total Net Yards	298	391
Total Plays	45	76
Yards Per Play	6.6	5.1
Rushes/Net Yards	24/99	34/111
Net Passing	199	280
Pass Attempts/Completions	20/12	41/32
Had Intercepted	0	1
Sacked/Yards Lost	1/7	1/3
Punts/Average	3/41.7	2/46.0
Penalties/Yards	7/59	7/56
Fumbles/Lost	1/1	0/0
Possession Time	23:54	36:06

Packers

Lions

GAME SUMMARIES



30

WEEK 15 Green Bay Packers 30, Seattle Seahawks 13 68,766 Lumen Field Dec 15, 2024



13

Green Bay Packers	14	6	3	7	—	30
Seattle Seahawks	0	3	3	7	—	13

Seattle Seahawks Starters

DEFENSE		DEFENSE	
WR 14	D. Metcalf	DE 99	L. Williams
LT 67	C. Cross	NT 91	B. Murphy II
LG 70	L. Tomlinson	RUSH 13	U. Nwosu
C 51	O. Chuvasimi	MLB 13	E. Jones IV
RG 63	S. Laumea	WLB 48	T. Knight
RT 72	A. Lucas	SLB 58	D. Hall
TE 87	N. Fant	CB 21	D. Witherspoon
WR 16	T. Lockett	CB 29	J. Jobe
WR 11	J. Smith-Nijigba	CB 27	R. Woolen
QB 7	G. Smith	S 8	C. Bryant
RB 26	Z. Charbonnet	S 20	J. Love

Green Bay Packers Starters

OFFENSE		DEFENSE	
TE 85	T. Kraft	DE 52	R. Gary
WR 9	C. Watson	DT 97	K. Clark
LT 63	R. Walker	DT 83	T. Slaton
LG 74	E. Jenkins	DE 55	K. Engbarré
C 71	J. Myers	LB 58	I. McDuffie
RG 75	S. Rhyan	LB 7	Q. Walker
RT 50	Z. Tom	CB 21	E. Stokes
WR 67	R. Doubs	CB 24	C. Valdesina
WR 11	J. Reed	CB 25	K. Nixon
QB 10	J. Love	S 29	X. McKinney
RB 8	J. Jacobs	S 33	E. Williams

OFFICIALS: **Referee:** Clete Blakeman (34), **Umpire:** Scott Campbell (127), **Down Judge:** Dana McKenzie (8), **Line Judge:** Julian Mapp (10), **Field Judge:** Karina Tovar (91), **Side Judge:** James Coleman (95), **Back Judge:** Jonah Monroe (120), **Replay Official:** Chad Adams, **Replay Assistant:** Amber Cornell

SCORING DRIVES

TEAM	QTR	TIME	SCORING PLAY	GB	SEA
Packers	1	09:19	J.Jacobs 1 yd. run (B.McManus kick) (10-63, 5:41)	7	0
Packers	1	01:54	R.Doubs 13 yd. pass from J.Love (B.McManus kick) (8-80, 4:49)	14	0
Seahawks	2	12:59	J.Myers 48 yd. Field Goal (7-40, 3:35)	14	3
Packers	2	09:21	B.McManus 39 yd. Field Goal (8-51, 3:38)	17	3
Packers	2	00:00	B.McManus 21 yd. Field Goal (7-83, 2:54)	20	3
Seahawks	3	06:20	J.Myers 45 yd. Field Goal (5-20, 1:26)	20	6
Packers	3	01:36	B.McManus 23 yd. Field Goal (7-65, 4:44)	23	6
Seahawks	4	11:16	Z.Charbonnet 24 yd. run (J.Myers kick) (5-45, 1:28)	23	13
Packers	4	04:59	R.Doubs 22 yd. pass from J.Love (B.McManus kick) (3-27, 0:18)	30	13

GREEN BAY PACKERS

PASSING	ATT	CP	YDS	SK/YD	TD	LG	INT	RTG
Jordan Love	27	20	229	0/0	2	36	0	123.8
TOTAL	27	20	229	0/0	2	36	0	123.8

SEATTLE SEAHAWKS

PASSING	ATT	CP	YDS	SK/YD	TD	LG	INT	RTG
Geno Smith	19	15	149	3/24	0	25	1	77.4
Sam Howell	14	5	24	4/21	0	12	1	14.6
TOTAL	33	20	173	7/45	0	25	2	49.2

RUSHING	ATT	YDS	AVG	LG	TD
Josh Jacobs	26	94	3.6	19	1
Jayden Reed	3	27	9.0	13	0
Emanuel Wilson	3	9	3.0	4	0
Chris Brooks	1	6	6.0	6	0
Jordan Love	1	4	4.0	4	0
TOTAL	34	140	4.1	19	1

RUSHING	ATT	YDS	AVG	LG	TD
Zach Charbonnet	8	54	6.8	24t	1
George Holani	3	10	3.3	8	0
Kenny McIntosh	3	9	3.0	5	0
Geno Smith	1	5	5.0	5	0
Sam Howell	1	2	2.0	2	0
TOTAL	16	80	5.0	24t	1

RECEIVING	NO	YDS	AVG	LG	TD
Jayden Reed	5	34	6.8	12	0
Josh Jacobs	4	42	10.5	21	0
Christian Watson	3	56	18.7	36	0
Romeo Doubs	3	40	13.3	22t	2
Tucker Kraft	2	34	17.0	26	0
Dontayvion Wicks	2	14	7.0	12	0
Chris Brooks	1	9	9.0	9	0
TOTAL	20	229	11.5	36	2

RECEIVING	NO	YDS	AVG	LG	TD
Jaxon Smith-Nijigba	10	83	8.3	25	0
DK Metcalf	3	28	9.3	15	0
Noah Fant	3	15	5.0	5	0
Tyler Lockett	1	22	22.0	22	0
Zach Charbonnet	1	12	12.0	12	0
Jake Bobo	1	8	8.0	8	0
AJ Barner	1	5	5.0	5	0
TOTAL	20	173	8.7	25	0

TOP DEFENSE	TOT	SOLO	AST	SCK	YDS	INT
Kingsley Engbarré	5	5	0	2.0	8.0	0
Edgerrin Cooper	5	4	1	1.0	9.0	1
Keisean Nixon	5	3	2	0.0	0.0	0

TOP DEFENSE	TOT	SOLO	AST	SCK	YDS	INT
Ernest Jones IV	9	6	3	0.0	0.0	0
Coby Bryant	8	7	1	0.0	0.0	0
Jarran Reed	7	4	3	0.0	0.0	0

FIELD GOALS	FGM/FGA	PERCENT	RESULTS
Brandon McManus	3-3	100.0	39G, 21G, 23G
TOTAL	3-3	100.0	

FIELD GOALS	FGM/FGA	PERCENT	RESULTS
Jason Myers	2-2	100.0	48G, 45G
TOTAL	2-2	100.0	

SEATTLE (AP) — Romeo Doubs improbably pulled in his second touchdown catch of the night from Jordan Love, sealing a decisive victory for the Packers and moving them closer to the postseason. Love finished 20 of 27 for 229 yards and two TDs to Doubs, who missed the last two games in the concussion protocol, and Green Bay ended the Seattle Seahawks' four-game winning streak with a 30-13 victory on Sunday night. Josh Jacobs ran for 94 yards and a touchdown for the Packers, who have won eight of 10. Brandon McManus kicked three field goals. The Seahawks lost quarterback Geno Smith to a knee injury in the third quarter. He was replaced by Sam Howell, who had just one previous snap for Seattle. Smith completed 15 of 19 passes for 149 yards with an interception, and Howell went 5 of 14 for 27 yards and a pick. Smith was intercepted in the end zone in the first half by Carrington Valentine and the Seahawks trailed, 20-3, at halftime. Green Bay scored on all four of its first-half possessions. The Seahawks showed life early in the fourth quarter on Zach Charbonnet's 24-yard touchdown run that made it 23-13. Three plays later, Love put it away with his pretty 22-yard throw to Doubs, who got his elbow down in the back of the end zone. Green Bay, making its first trip to Lumen Field since 2018, had not won at Seattle since 2008.

Team Statistics

First Downs	21	14
3rd-Down Eff. (Made/Att/Pct)	5/12/42%	4/13/31%
4th-Down Eff. (Made/Att/Pct)	0/1/0%	0/0/0%
Total Net Yards	369	208
Total Plays	61	56
Yards Per Play	6.0	3.7
Rushes/Net Yards	34/140	16/80
Net Passing	229	128
Pass Attempts/Completions	33/20	33/20
Had Intercepted	0	2
Sacked/Yards Lost	0/0	7/45
Punts/Average	4/42.5	6/46.5
Penalties/Yards	5/27	5/108
Fumbles/Lost	2/1	0/0
Possession Time	32:58	27:02

Packers Seahawks

First Downs	21	14
3rd-Down Eff. (Made/Att/Pct)	5/12/42%	4/13/31%
4th-Down Eff. (Made/Att/Pct)	0/1/0%	0/0/0%
Total Net Yards	369	208
Total Plays	61	56
Yards Per Play	6.0	3.7
Rushes/Net Yards	34/140	16/80
Net Passing	229	128
Pass Attempts/Completions	33/20	33/20
Had Intercepted	0	2
Sacked/Yards Lost	0/0	7/45
Punts/Average	4/42.5	6/46.5
Penalties/Yards	5/27	5/108
Fumbles/Lost	2/1	0/0
Possession Time	32:58	27:02

National Football League Game Summary

NFL Copyright © 2024 by The National Football League. All rights reserved. This summary and play-by-play is for the express purpose of assisting media in their coverage of the game; any other use of this material is prohibited without the written permission of the National Football League.

Date: Sunday, 12/15/2024

Green Bay Packers at Seattle Seahawks

Start Time: 5:23 PM PST

at Lumen Field, Seattle, WA

Game Day Weather

Game Weather: Cloudy
Open Stadium on Artificial Turf

Temp: 43° F (6.1° C) Humidity: 77%, Wind: SE 3 mph
Outdoor Weather: Cloudy, Wind Chill: 42

Officials

Referee: Blakeman, Clete (34)
Line Judge: Mapp, Julian (10)
Back Judge: Monroe, Jonah (120)

Umpire: Campbell, Scott (127)
Field Judge: Tovar, Karina (91)
Replay Official: Adams, Chad (0)

Down Judge: McKenzie, Dana (8)
Side Judge: Coleman, James (95)

Lineups

Green Bay Packers

Offense	Defense
TE 85 T.Kraft	DE 52 R.Gary
WR 9 C.Watson	DT 97 K.Clark
LT 63 R.Walker	DT 93 T.Slaton
LG 74 E.Jenkins	DE 55 K.Enagbare
C 71 J.Myers	LB 58 I.McDuffie
RG 75 S.Rhyan	LB 7 Q.Walker
RT 50 Z.Tom	CB 21 E.Stokes
WR 87 R.Doubs	CB 24 C.Valentine
WR 11 J.Reed	CB 25 K.Nixon
QB 10 J.Love	S 29 X.McKinney
RB 8 J.Jacobs	S 33 E.Williams

Seattle Seahawks

Offense	Defense
WR 11 J.Smith-Njigba	DE 99 L.Williams
WR 14 D.Metcalf	NT 91 B.Murphy
LT 67 C.Cross	SLB 58 D.Hall
LG 70 L.Tomlinson	LB 10 U.Nwosu
C 51 O.Oluwatimi	MLB 13 E.Jones
RG 63 S.Laumea	WLB 48 T.Knight
RT 72 A.Lucas	CB 29 J.Jobe
TE 87 N.Fant	CB 21 D.Witherspoon
WR 16 T.Lockett	CB 27 T.Woolen
QB 7 G.Smith	S 8 C.Bryant
RB 26 Z.Charbonnet	S 20 J.Love

Substitutions

WR 13 D.Wicks, K 17 B.McManus, P 19 D.Whetan, CB 22 R.Rochell, CB 26 C.Ballentine, S 27 K.Oladapo, RB 30 C.Brooks, RB 31 Em.Wilson, S 39 Z.Anderson, LS 42 M.Orzech, LB 45 Er.Wilson, DL 53 A.Mosby, LB 56 E.Cooper, DL 57 B.Cox, LB 59 T.Hopper, T 73 A.Dillard, T 76 K.Telfort, T 79 T.Glover, WR 80 B.Melton, TE 86 J.FitzPatrick, TE 89 B.Sims, DL 90 L.Van Ness, DL 94 K.Brooks, DL 95 D.Wyatt, DL 96 C.Wooden

Substitutions

WR 1 J.Darden, SS 2 R.Jenkins, P 4 M.Dickson, K 5 J.Myers, QB 6 S.Howell, LB 18 J.Ross, WR 19 J.Boo, RB 25 K.McIntosh, CB 28 N.Pritchett, S 30 A.Finley, RB 36 G.Holani, LS 41 C.Stoll, LB 42 D.Thomas, LB 52 P.O'Connell, LB 53 B.Mafe, LB 55 D.Jones, C 61 J.Sundell, G 64 C.Haynes, T 65 M.Jerrell, WR 83 D.Young, TE 86 P.Brown, TE 88 A.Barnner, NT 90 Ja.Reed, DE 94 M.Morris, DT 97 J.Hankins, DT 98 R.Robertson-Harris

Did Not Play

QB 2 M.Willis

Did Not Play

Not Active

WR 18 M.Heath, S 20 J.Bullard, CB 23 J.Alexander, C/G 62 J.Monk

Not Active

RB 9 K.Walker, QB 15 J.Hall, CB 22 T.Brown, CB 23 A.Burns, TE 38 B.Russell, LB 50 T.Gipson, WR 82 C.White

Field Goals (made / missed)

		J.Myers	(48)	(45)			
		1	2	3	4	OT	Total
VISITOR:	Green Bay Packers	14	6	3	7	0	30
HOME:	Seattle Seahawks	0	3	3	7	0	13

Scoring Plays

Team	Qtr	Time	Play Description (Extra Point) (Drive Info)	Visitor	Home
Packers	1	9:19	J.Jacobs 1 yd. run (B.McManus kick) (10-63, 5:41)	7	0
Packers	1	1:54	R.Doubs 13 yd. pass from J.Love (B.McManus kick) (8-80, 4:49)	14	0
Seahawks	2	12:59	J.Myers 48 yd. Field Goal (7-40, 3:55)	14	3
Packers	2	9:21	B.McManus 39 yd. Field Goal (8-51, 3:38)	17	3
Packers	2	0:00	B.McManus 21 yd. Field Goal (7-83, 2:54)	20	3
Seahawks	3	6:20	J.Myers 45 yd. Field Goal (5-20, 1:26)	20	6
Packers	3	1:36	B.McManus 23 yd. Field Goal (7-65, 4:44)	23	6
Seahawks	4	11:16	Z.Charbonnet 24 yd. run (J.Myers kick) (5-45, 1:28)	23	13
Packers	4	4:59	R.Doubs 22 yd. pass from J.Love (B.McManus kick) (3-27, 0:18)	30	13

National Football League Game Summary

NFL Copyright © 2024 by The National Football League. All rights reserved. This summary and play-by-play is for the express purpose of assisting media in their coverage of the game; any other use of this material is prohibited without the written permission of the National Football League.

Paid Attendance: 68,766

Time: 2:59

Green Bay Packers vs Seattle Seahawks
12/15/2024 at Lumen Field

Final Individual Statistics

Green Bay Packers

RUSHING	ATT	YDS	AVG	LG	TD
J.Jacobs	26	94	3.6	19	1
J.Reed	3	27	9.0	13	0
Em.Wilson	3	9	3.0	4	0
C.Brooks	1	6	6.0	6	0
J.Love	1	4	4.0	4	0
Total	34	140	4.1	19	1

Seattle Seahawks

RUSHING	ATT	YDS	AVG	LG	TD
Z.Charbonnet	8	54	6.8	24	1
G.Holani	3	10	3.3	8	0
K.McIntosh	3	9	3.0	5	0
G.Smith	1	5	5.0	5	0
S.Howell	1	2	2.0	2	0
Total	16	80	5.0	24	1

PASSING	ATT	CMP	YDS	SK/YD	TD	LG	IN	RT
J.Love	27	20	229	0/0	2	36	0	123.8
Total	27	20	229	0/0	2	36	0	123.8

PASSING	ATT	CMP	YDS	SK/YD	TD	LG	IN	RT
G.Smith	19	15	149	3/24	0	25	1	77.4
S.Howell	14	5	24	4/21	0	12	1	14.6
Total	33	20	173	7/45	0	25	2	49.2

PASS RECEIVING	TAR	REC	YDS	AVG	LG	TD
J.Reed	6	5	34	6.8	12	0
J.Jacobs	4	4	42	10.5	21	0
C.Watson	6	3	56	18.7	36	0
R.Doubs	5	3	40	13.3	22	2
T.Kraft	2	2	34	17.0	26	0
D.Wicks	2	2	14	7.0	12	0
C.Brooks	1	1	9	9.0	9	0
Total	26	20	229	11.5	36	2

PASS RECEIVING	TAR	REC	YDS	AVG	LG	TD
J.Smith-Njigba	12	10	83	8.3	25	0
D.Metcalf	3	3	28	9.3	15	0
N.Fant	7	3	15	5.0	5	0
T.Lockett	1	1	22	22.0	22	0
Z.Charbonnet	4	1	12	12.0	12	0
J.Bobo	1	1	8	8.0	8	0
A.Barner	3	1	5	5.0	5	0
Total	31	20	173	8.7	25	0

INTERCEPTIONS	NO	YDS	AVG	LG	TD
E.Cooper	1	22	22.0	22	0
C.Valentine	1	20	20.0	20	0
Total	2	42	21.0	22	0

INTERCEPTIONS	NO	YDS	AVG	LG	TD
Total	0	0	0	0	0

PUNTING	NO	YDS	AVG	NET	TB	IN20	LG
D.Wheelan	4	170	42.5	39.5	0	1	51
Total	4	170	42.5	39.5	0	1	51

PUNTING	NO	YDS	AVG	NET	TB	IN20	LG
M.Dickson	6	279	46.5	44.8	0	3	53
Total	6	279	46.5	44.8	0	3	53

PUNT RETURNS	NO	YDS	AVG	FC	LG	TD
J.Reed	2	10	5.0	3	10	0
[OUT OF BOUNDS]	1	0	0.0	0	0	0
Total	2	10	5.0	3	10	0

PUNT RETURNS	NO	YDS	AVG	FC	LG	TD
J.Darden	2	12	6.0	0	12	0
[DOWNED]	2	0	0.0	0	0	0
Total	2	12	6.0	0	12	0

KICKOFF RETURNS	NO	YDS	AVG	FC	LG	TD
K.Nixon	3	98	32.7	0	39	0
[TOUCHBACK]	1	0	0.0	0	0	0
Total	3	98	32.7	0	39	0

KICKOFF RETURNS	NO	YDS	AVG	FC	LG	TD
J.Darden	6	172	28.7	0	37	0
Total	6	172	28.7	0	37	0

Green Bay Packers

FUMBLES

FUMBLE	FUM	LOST	OWN-REC	YDS	TD	FORCED	OPP-REC	YDS	TD	OUT-BDS
J.Reed	1	0		1	0	0	0	0	0	0
J.Jacobs	1	1		0	0	0	0	0	0	0
Total	2	1		1	0	0	0	0	0	0

Seattle Seahawks

FUMBLES

FUMBLE	FUM	LOST	OWN-REC	YDS	TD	FORCED	OPP-REC	YDS	TD	OUT-BDS
E.Jones	0	0		0	0	0	1	0	0	0
J.Love	0	0		0	0	0	0	1	6	0
Total	0	0		0	0	0	1	1	6	0

Green Bay Packers vs Seattle Seahawks
12/15/2024 at Lumen Field

Final Team Statistics

	Visitor Packers	Home Seahawks
TOTAL FIRST DOWNS	21	14
By Rushing	8	5
By Passing	10	7
By Penalty	3	2
THIRD DOWN EFFICIENCY	5-12-41.7%	4-13-30.8%
FOURTH DOWN EFFICIENCY	0-1-0.0%	0-0-0.0%
TOTAL NET YARDS	369	208
Total Offensive Plays (inc. times thrown passing)	61	56
Average gain per offensive play	6.0	3.7
NET YARDS RUSHING	140	80
Total Rushing Plays	34	16
Average gain per rushing play	4.1	5.0
Tackles for a loss-number and yards	2-6	2-2
NET YARDS PASSING	229	128
Times thrown - yards lost attempting to pass	0-0	7-45
Gross yards passing	229	173
PASS ATTEMPTS-COMPLETIONS-HAD INTERCEPTED	27-20-0	33-20-2
Avg gain per pass play (inc.# thrown passing)	8.5	3.2
KICKOFFS Number-In End Zone-Touchbacks	6-2-0	4-3-1
PUNTS Number and Average	4-42.5	6-46.5
Had Blocked	0	0
FGs - PATs Had Blocked	0-0	0-0
Net Punting Average	39.5	44.8
TOTAL RETURN YARDAGE (Not Including Kickoffs)	52	12
No. and Yards Punt Returns	2-10	2-12
No. and Yards Kickoff Returns	3-98	6-172
No. and Yards Interception Returns	2-42	0-0
PENALTIES Number and Yards	5-27	5-108
FUMBLES Number and Lost	2-1	0-0
TOUCHDOWNS	3	1
Rushing	1	1
Passing	2	0
EXTRA POINTS Made-Attempts	3-3	1-1
Kicking Made-Attempts	3-3	1-1
FIELD GOALS Made-Attempts	3-3	2-2
RED ZONE EFFICIENCY	2-4-50%	0-1-0%
GOAL TO GO EFFICIENCY	1-2-50%	0-0-0%
SAFETIES	0	0
FINAL SCORE	30	13
TIME OF POSSESSION	32:58	27:02

Green Bay Packers vs Seattle Seahawks
12/15/2024 at Lumen Field

Ball Possession And Drive Chart

Green Bay Packers

#	Time Recd	Time Lost	Time Poss	How Ball Obtained	Drive Began	# Play	Yds Gain	Yds Pen	Net Yds	1st Down	Last Scrm	How Given Up
1	15:00	9:19	5:41	Kickoff	GB 37	10	48	15	63	5	* SEA 1	Touchdown
2	6:43	1:54	4:49	Punt	GB 20	8	80	0	80	5	* SEA 13	Touchdown
3	12:59	9:21	3:38	Kickoff	GB 29	8	51	0	51	2	SEA 20	Field Goal
4	2:54	0:00	2:54	Interception	GB 14	7	56	27	83	3	* SEA 3	Field Goal
5	10:26	7:46	2:40	Punt	GB 7	3	6	0	6	0	GB 13	Punt
6	6:20	1:36	4:44	Kickoff	GB 30	7	31	34	65	2	* SEA 5	Field Goal
7	14:50	13:18	1:32	Punt	GB 43	3	7	-5	2	0	GB 45	Punt
8	13:00	12:44	0:16	Punt	GB 43	2	6	0	6	0	GB 43	Fumble
9	11:16	10:04	1:12	Kickoff	GB 34	3	4	0	4	0	GB 38	Punt
10	9:32	5:50	3:42	Punt	GB 16	7	45	0	45	3	SEA 39	Downs
11	5:17	4:59	0:18	Interception	SEA 27	3	27	0	27	1	SEA 22	Touchdown
12	3:18	1:46	1:32	Punt	GB 16	3	8	0	8	0	GB 24	Punt

(362) Average GB 30

Seattle Seahawks

#	Time Recd	Time Lost	Time Poss	How Ball Obtained	Drive Began	# Play	Yds Gain	Yds Pen	Net Yds	1st Down	Last Scrm	How Given Up
1	9:19	6:43	2:36	Kickoff	SEA 25	4	12	0	12	1	SEA 37	Punt
2	1:54	12:59	3:55	Kickoff	SEA 30	7	50	-10	40	2	GB 30	Field Goal
3	9:21	2:54	6:27	Kickoff	SEA 25	12	53	10	63	5	* GB 12	Interception
4	15:00	10:26	4:34	Kickoff	SEA 38	8	29	-10	19	2	GB 43	Punt
5	7:46	6:20	1:26	Punt	GB 46	5	20	0	20	1	GB 26	Field Goal
6	1:36	14:50	1:46	Kickoff	SEA 26	3	-6	0	-6	0	SEA 20	Punt
7	13:18	13:00	0:18	Punt	SEA 4	3	0	0	0	0	SEA 4	Punt
8	12:44	11:16	1:28	Fumble	GB 45	5	45	0	45	2	GB 24	Touchdown
9	10:04	9:32	0:32	Punt	SEA 32	3	5	0	5	0	SEA 37	Punt
10	5:50	5:17	0:33	Downs	SEA 39	2	-6	0	-6	0	SEA 33	Interception
11	4:59	3:18	1:41	Kickoff	SEA 35	3	-4	0	-4	0	SEA 31	Punt
12	1:46	0:00	1:46	Punt	SEA 32	3	10	0	10	1	SEA 43	End of Game

(395) Average SEA 33

*** inside opponent's 20**

Time of Possession by Quarter

Visitor	1st	2nd	3rd	4th	OT	Total
Green Bay Packers	10:30	6:32	7:24	8:32		32:58
Home Seattle Seahawks	4:30	8:28	7:36	6:28		27:02

Kickoff Drive No.-Start Average

Packers: 4 - GB 32 Seahawks: 6 - SEA 30

Green Bay Packers vs Seattle Seahawks
12/15/2024 at Lumen Field

Final Defensive Statistics

Green Bay Packers	Regular Defensive Plays										Special Teams					Misc					
	TKL	AST	COMB	SK	/ YDS	TFL	Q	IN	PD	FF	FR	TKL	AST	FF	FR	BL	TKL	AST	FF	FR	
K.Enagbare	5	0	5	2	8	3	2	0	0	0	0	0	0	0	0	0	0	0	0	0	0
E.Cooper	4	1	5	1	9	2	2	1	2	0	0	2	0	0	0	0	0	0	0	0	0
K.Nixon	3	2	5	0	0	1	0	0	0	0	0	0	0	0	0	0	0	0	0	0	0
X.McKinney	3	1	4	0	0	0	0	0	0	0	0	1	0	0	0	0	0	0	0	0	0
E.Williams	3	1	4	0	0	0	0	0	0	0	0	0	0	0	0	0	0	0	0	0	0
Q.Walker	3	0	3	0	0	0	0	0	0	0	0	0	0	0	0	0	0	0	0	0	0
I.McDuffie	2	1	3	0	0	0	0	0	0	0	0	1	0	0	0	0	0	0	0	0	0
E.Stokes	2	1	3	0	0	0	0	0	0	0	0	0	0	0	0	0	0	0	0	0	0
C.Valentine	1	2	3	0	0	0	0	1	2	0	0	0	0	0	0	0	0	0	0	0	0
R.Gary	2	0	2	1	6	1	1	0	0	0	0	0	0	0	0	0	0	0	0	0	0
B.Cox	2	0	2	1	7	1	1	0	0	0	0	0	0	0	0	0	0	0	0	0	0
T.Slaton	2	0	2	0	0	0	0	0	0	0	0	0	0	0	0	0	0	0	0	0	0
D.Wyatt	1	0	1	1	9	1	1	0	0	0	0	0	0	0	0	0	0	0	0	0	0
K.Brooks	1	0	1	1	6	1	1	0	0	0	0	0	0	0	0	0	0	0	0	0	0
K.Clark	1	0	1	0	0	0	1	0	1	0	0	0	0	0	0	0	0	0	0	0	0
T.Hopper	1	0	1	0	0	0	0	0	0	0	0	0	0	0	0	0	0	0	0	0	0
Er.Wilson	0	1	1	0	0	0	2	0	0	0	0	1	0	0	0	0	0	0	0	0	0
L.Van Ness	0	1	1	0	0	0	1	0	0	0	0	1	0	0	0	0	0	0	0	0	0
A.Mosby	0	1	1	0	0	0	0	0	1	0	0	0	0	0	0	0	0	0	0	0	0
B.McManus	0	0	0	0	0	0	0	0	0	0	0	1	0	0	0	0	0	0	0	0	0
R.Rochell	0	0	0	0	0	0	0	0	0	0	0	1	0	0	0	0	0	0	0	0	0
J.Reed	0	0	0	0	0	0	0	0	0	0	0	0	0	0	1	0	0	0	0	0	0
J.Jacobs	0	0	0	0	0	0	0	0	0	0	0	0	0	0	0	0	1	0	0	0	0
Total	36	12	48	7	45	10	12	2	6	0	0	8	0	0	1	0	1	0	0	0	0

TKL = Tackle AST = Assist COMB = Combined QH=QB Hit IN = Interception PD = Pass Defense FF = Forced Fumble FR = Fumble Recovery

Seattle Seahawks	Regular Defensive Plays										Special Teams					Misc					
	TKL	AST	COMB	SK	/ YDS	TFL	QH	IN	PD	FF	FR	TKL	AST	FF	FR	BL	TKL	AST	FF	FR	
E.Jones	6	3	9	0	0	0	0	0	0	1	0	0	0	0	0	0	0	0	0	0	0
C.Bryant	7	1	8	0	0	0	0	0	0	0	0	0	0	0	0	0	0	0	0	0	0
L.Williams	4	3	7	0	0	1	1	0	0	0	0	0	0	0	0	0	0	0	0	0	0
Ja.Reed	4	3	7	0	0	0	0	0	0	0	0	0	0	0	0	0	0	0	0	0	0
J.Love	4	2	6	0	0	0	0	0	0	0	1	1	0	0	0	0	0	0	0	0	0
T.Knight	3	3	6	0	0	0	1	0	0	0	0	0	0	0	0	0	0	0	0	0	0
D.Jones	1	3	4	0	0	1	0	0	0	0	0	0	0	0	0	0	0	0	0	0	0
D.Witherspoon	3	0	3	0	0	0	0	0	0	0	0	0	0	0	0	0	0	0	0	0	0
T.Woolen	2	0	2	0	0	0	0	0	1	0	0	0	0	0	0	0	0	0	0	0	0
J.Jobe	2	0	2	0	0	0	0	0	0	0	0	0	0	0	0	0	0	0	0	0	0
R.Jenkins	1	1	2	0	0	0	0	0	0	0	0	1	0	0	0	0	0	0	0	0	0
J.Hankins	1	1	2	0	0	0	0	0	0	0	0	0	0	0	0	0	0	0	0	0	0
B.Murphy	0	2	2	0	0	0	0	0	0	0	0	0	0	0	0	0	0	0	0	0	0
B.Mafe	1	0	1	0	0	0	0	0	0	0	0	0	0	0	0	0	0	0	0	0	0
D.Hall	0	1	1	0	0	0	3	0	0	0	0	0	0	0	0	0	0	0	0	0	0
R.Robertson-Harris	0	1	1	0	0	0	0	0	0	0	0	0	0	0	0	0	0	0	0	0	0
D.Thomas	0	1	1	0	0	0	0	0	0	0	0	0	0	0	0	0	0	0	0	0	0
U.Nwosu	0	0	0	0	0	0	1	0	0	0	0	0	0	0	0	0	0	0	0	0	0
J.Ross	0	0	0	0	0	0	0	0	0	0	0	1	0	0	0	0	0	0	0	0	0
N.Pritchett	0	0	0	0	0	0	0	0	0	0	0	0	1	0	0	0	0	0	0	0	0
D.Young	0	0	0	0	0	0	0	0	0	0	0	0	1	0	0	0	0	0	0	0	0
J.Smith-Njigba	0	0	0	0	0	0	0	0	0	0	0	0	0	0	0	0	1	0	0	0	0
S.Howell	0	0	0	0	0	0	0	0	0	0	0	0	0	0	0	0	1	0	0	0	0
Total	39	25	64	0	0	2	6	0	1	1	1	3	2	0	0	0	2	0	0	0	0

Green Bay Packers vs Seattle Seahawks at Lumen Field

First Quarter

12/15/2024

Play By Play

GB wins toss, elects to Receive, and SEA elects to defend the South goal.

J.Myers kicks 67 yards from SEA 35 to GB -2. K.Nixon to GB 37 for 39 yards (N.Pritchett; D.Young).

Green Bay Packers at 15:00, (1st play from scrimmage 14:55)

1-10-GB 37	(14:55) (Shotgun) J.Love pass short right to J.Jacobs to GB 41 for 4 yards (L.Williams).	
2-6-GB 41	(14:17) (Shotgun) J.Love pass short left to J.Jacobs to SEA 46 for 13 yards (E.Jones).	P1
	<i>PENALTY on SEA-T.Woolen, Unnecessary Roughness, 15 yards, enforced at SEA 46.</i>	X2
<u>1-10-SEA 31</u>	(13:52) J.Jacobs left guard to SEA 28 for 3 yards (L.Williams; D.Hall).	
2-7-SEA 28	(13:17) (Shotgun) J.Jacobs up the middle to SEA 24 for 4 yards (Ja.Reed).	
3-3-SEA 24	(12:51) (No Huddle, Shotgun) J.Jacobs up the middle to SEA 19 for 5 yards (Ja.Reed).	R3
<u>1-10-SEA 19</u>	(12:10) J.Jacobs right tackle to SEA 11 for 8 yards (C.Bryant).	
2-2-SEA 11	(11:28) (Shotgun) J.Jacobs right guard to SEA 6 for 5 yards (T.Knight).	R4
<u>1-6-SEA 6</u>	(10:48) (Shotgun) J.Jacobs left guard to SEA 5 for 1 yard (J.Hankins; E.Jones).	
2-5-SEA 5	(10:04) J.Love scrambles left end to SEA 1 for 4 yards (J.Love).	
3-1-SEA 1	(9:23) J.Jacobs up the middle for 1 yard, TOUCHDOWN.	R5
	B.McManus extra point is GOOD, Center-M.Orzech, Holder-D.Whelan.	

Timeout at 09:19.

GB 7 SEA 0, 10 plays, 63 yards, 1 penalty, 5:41 drive, 5:41 elapsed

B.McManus kicks 65 yards from GB 35 to SEA 0. J.Darden to SEA 25 for 25 yards (E.Cooper).

Seattle Seahawks at 9:19, (1st play from scrimmage 9:13)

1-10-SEA 25	(9:13) (Shotgun) G.Smith pass short left to D.Metcalf ran ob at SEA 40 for 15 yards [K.Clark].	P1
<u>1-10-SEA 40</u>	(8:52) (No Huddle, Shotgun) Z.Charbonnet up the middle to SEA 41 for 1 yard (T.Slaton).	
2-9-SEA 41	(8:13) (Shotgun) G.Smith pass short left to N.Fant to SEA 46 for 5 yards (C.Valentine; X.McKinney).	
3-4-SEA 46	(7:31) (Shotgun) G.Smith sacked at SEA 37 for -9 yards (E.Cooper).	
4-13-SEA 37	(6:50) M.Dickson punts 43 yards to GB 20, Center-C.Stoll, fair catch by J.Reed.	

Timeout at 06:43.

Green Bay Packers at 6:43

1-10-GB 20	(6:43) J.Love pass short right to J.Jacobs to GB 41 for 21 yards (C.Bryant).	P6
<u>1-10-GB 41</u>	(5:59) (Shotgun) J.Love pass short middle to J.Reed to 50 for 9 yards (T.Knight).	
2-1-50	(5:23) (Shotgun) Em.Wilson up the middle to SEA 49 for 1 yard (R.Jenkins, R.Robertson-Harris).	R7
	Timeout #1 by GB at 04:39.	
<u>1-10-SEA 49</u>	(4:39) J.Jacobs left guard to SEA 30 for 19 yards (C.Bryant).	R8
<u>1-10-SEA 30</u>	(3:58) (Shotgun) J.Reed right end pushed ob at SEA 21 for 9 yards (C.Bryant).	
2-1-SEA 21	(3:19) (Shotgun) C.Brooks right end to SEA 15 for 6 yards (T.Woolen).	R9
<u>1-10-SEA 15</u>	(2:41) (Shotgun) J.Love pass short left to J.Reed to SEA 13 for 2 yards (J.Jobe).	
2-8-SEA 13	(2:00) (Shotgun) J.Love pass short middle to R.Doubs for 13 yards, TOUCHDOWN.	P10
	B.McManus extra point is GOOD, Center-M.Orzech, Holder-D.Whelan.	

Timeout at 01:54.

GB 14 SEA 0, 8 plays, 80 yards, 4:49 drive, 13:06 elapsed

B.McManus kicks 62 yards from GB 35 to SEA 3. J.Darden to SEA 30 for 27 yards (L.Van Ness).

Seattle Seahawks at 1:54, (1st play from scrimmage 1:48)

1-10-SEA 30	(1:48) (Shotgun) G.Smith pass short right to D.Metcalf to SEA 37 for 7 yards (I.McDuffie).	
2-3-SEA 37	(1:08) Z.Charbonnet right guard to SEA 43 for 6 yards (E.Stokes; I.McDuffie).	
	<i>PENALTY on SEA-O.Oluwatimi, Offensive Holding, 10 yards, enforced at SEA 37 - No Play.</i>	
2-13-SEA 27	(:39) (Shotgun) G.Smith pass deep left to J.Smith-Njigba to GB 48 for 25 yards (E.Williams).	P2
<u>1-10-GB 48</u>	(:14) (No Huddle, Shotgun) Z.Charbonnet left end to GB 32 for 16 yards (Q.Walker).	R3

END OF QUARTER

	Score	Time Poss	First Downs					Efficiencies	
			R	P	X	T	3 Down	4 Down	
Green Bay Packers	14	10:30	6	3	1	10	2/2	0/0	
Seattle Seahawks	0	4:30	1	2	0	3	0/1	0/0	

Green Bay Packers vs Seattle Seahawks at Lumen Field

12/15/2024

Second Quarter

Play By Play

Seattle Seahawks continued.

- [1-10-GB 32](#) (15:00) (Shotgun) G.Smith pass short right to J.Smith-Njigba pushed ob at GB 23 for 9 yards (Q.Walker).
- [2-1-GB 23](#) (14:24) (Shotgun) Z.Charbonnet up the middle to GB 24 for -1 yards (K.Enagbare).
- [3-2-GB 24](#) (13:43) (Shotgun) G.Smith sacked at GB 30 for -6 yards (R.Gary).
- [4-8-GB 30](#) (13:03) **J.Myers 48 yard field goal is GOOD, Center-C.Stoll, Holder-M.Dickson.**

Timeout at 12:59.

GB 14 SEA 3, 7 plays, 40 yards, 3:55 drive, 2:01 elapsed

J.Myers kicks 66 yards from SEA 35 to GB -1. K.Nixon to GB 29 for 30 yards (R.Jenkins).

Green Bay Packers at 12:59, (1st play from scrimmage 12:53)

- [1-10-GB 29](#) (12:53) J.Love pass short middle to T.Kraft to GB 37 for 8 yards (R.Jenkins; E.Jones) [D.Hall].
- [2-2-GB 37](#) (12:15) J.Jacobs right tackle to GB 38 for 1 yard (J.Hankins).
- [3-1-GB 38](#) (11:47) (No Huddle, Shotgun) J.Love pass short left to D.Wicks to GB 40 for 2 yards (C.Bryant).
- [1-10-GB 40](#) (11:04) (Shotgun) J.Love pass deep left to C.Watson ran ob at SEA 24 for 36 yards.
- [1-10-SEA 24](#) (10:57) (No Huddle) J.Jacobs left guard to SEA 22 for 2 yards (Ja.Reed; T.Knight).
- [2-8-SEA 22](#) (10:15) J.Jacobs up the middle to SEA 20 for 2 yards (Ja.Reed; D.Jones).
- [3-6-SEA 20](#) (9:31) (Shotgun) J.Love pass incomplete deep right to R.Doubs [U.Nwosu].
- [4-6-SEA 20](#) (9:25) **B.McManus 39 yard field goal is GOOD, Center-M.Orzech, Holder-D.Whelan.**

Timeout at 09:21.

GB 17 SEA 3, 8 plays, 51 yards, 3:38 drive, 5:39 elapsed

B.McManus kicks 63 yards from GB 35 to SEA 2. J.Darden to SEA 25 for 23 yards (Er.Wilson).

Seattle Seahawks at 9:21, (1st play from scrimmage 9:15)

- [1-10-SEA 25](#) (9:15) K.McIntosh left tackle to SEA 30 for 5 yards (L.McDuffie; C.Valentine).
** Injury Update: SEA-O.Oluwatimi return is Doubtful.
- [2-5-SEA 30](#) (8:37) (No Huddle, Shotgun) K.McIntosh right end to SEA 31 for 1 yard (B.Cox).
- [3-4-SEA 31](#) (7:58) (Shotgun) G.Smith pass short left to J.Bobo to SEA 39 for 8 yards (K.Nixon). P4
- [1-10-SEA 39](#) (7:15) (Shotgun) G.Smith pass short right to J.Smith-Njigba to SEA 44 for 5 yards (E.Stokes) [L.Van Ness].
- [2-5-SEA 44](#) (6:46) (No Huddle, Shotgun) Z.Charbonnet right end to SEA 47 for 3 yards (R.Gary).
- [3-2-SEA 47](#) (6:09) (Shotgun) G.Smith pass incomplete deep right to Z.Charbonnet.
PENALTY on GB-K.Nixon, Defensive Holding, 5 yards, enforced at SEA 47 - No Play. X5
- [1-10-GB 48](#) (6:04) (Shotgun) G.Smith pass deep right to J.Smith-Njigba to GB 30 for 18 yards (E.Williams). P6
- [1-10-GB 30](#) (5:21) (Shotgun) G.Smith pass short middle to J.Smith-Njigba pushed ob at GB 28 for 2 yards (C.Valentine).
- [2-8-GB 28](#) (4:43) (Shotgun) G.Smith pass short left to N.Fant to GB 23 for 5 yards (X.McKinney).
- [3-3-GB 23](#) (4:03) (Shotgun) G.Smith scrambles up the middle to GB 18 for 5 yards (Q.Walker). R7
PENALTY on GB-K.Nixon, Defensive Holding, 5 yards, enforced at GB 18. X8
- [1-10-GB 13](#) (3:37) (Shotgun) G.Smith pass short left to J.Smith-Njigba to GB 12 for 1 yard (E.Cooper, K.Nixon). GB-Q.Walker was injured during the play.
- [2-9-GB 12](#) (3:11) (Shotgun) G.Smith pass incomplete short left to J.Smith-Njigba (C.Valentine).
- [3-9-GB 12](#) (3:07) (Shotgun) G.Smith pass deep left intended for N.Fant INTERCEPTED by C.Valentine [Er.Wilson] at GB -6. C.Valentine to GB 14 for 20 yards (J.Smith-Njigba).

Timeout at 02:54.

Green Bay Packers at 2:54

- [1-10-GB 14](#) (2:54) (Shotgun) J.Jacobs right guard to GB 21 for 7 yards (T.Knight; Ja.Reed).
PENALTY on GB-J.Myers, Offensive Holding, 7 yards, enforced at GB 14 - No Play.
- [1-17-GB 7](#) (2:34) (Shotgun) J.Jacobs up the middle to GB 12 for 5 yards (Ja.Reed; E.Jones).
Timeout #1 by SEA at 02:18.
- [2-12-GB 12](#) (2:18) (Shotgun) J.Love pass deep middle to T.Kraft to GB 38 for 26 yards (J.Love). P13
Penalty on SEA-L.Williams, Defensive Offside, declined.

Two-Minute Warning

- [1-10-GB 38](#) (2:00) (Shotgun) J.Jacobs left guard to GB 47 for 9 yards (J.Love).
** Injury Update: GB-Q.Walker return is Questionable.
- [2-1-GB 47](#) (1:36) (No Huddle, Shotgun) J.Jacobs up the middle to SEA 45 for 8 yards (E.Jones, J.Love). R14
- [1-10-SEA 45](#) (:54) (Shotgun) J.Love pass short left to J.Reed to SEA 42 for 3 yards (D.Witherspoon) [L.Williams].

Green Bay Packers vs Seattle Seahawks at Lumen Field

2-7-SEA 42 (:16) (No Huddle, Shotgun) J.Love pass short right to R.Doubs to SEA 37 for 5 yards (T.Woolen).
 Timeout #2 by GB at 00:10.

3-2-SEA 37 (:10) (Shotgun) J.Love pass incomplete deep right to R.Doubs.
PENALTY on SEA-T.Woolen, Defensive Pass Interference, 34 yards, enforced at SEA 37 - No Play.
 Timeout #2 by SEA at 00:04.
 Timeout #3 by GB at 00:04.

X15

1-3-SEA 3 (:04) B.McManus 21 yard field goal is GOOD, Center-M.Orzech, Holder-D.Whelan.

GB 20 SEA 3, 7 plays, 83 yards, 1 penalty, 2:54 drive, 15:00 elapsed

END OF QUARTER	Score	Time Poss	First Downs				Efficiencies	
			R	P	X	T	3 Down	4 Down
Green Bay Packers	20	6:32	1	3	1	5	1/2	0/0
Seattle Seahawks	3	8:28	1	2	2	5	2/4	0/0

Green Bay Packers vs Seattle Seahawks at Lumen Field

12/15/2024

Third Quarter

Play By Play

SEA elects to Receive, and GB elects to defend the South goal.

B.McManus kicks 64 yards from GB 35 to SEA 1. J.Darden pushed ob at SEA 38 for 37 yards (X.McKinney).

Seattle Seahawks at 15:00, (1st play from scrimmage 14:52)

** Injury Update: GB-Q.Walker is Out of the game.

1-10-SEA 38	(14:52) (Shotgun) Z.Charbonnet up the middle to SEA 41 for 3 yards (T.Slaton).	
2-7-SEA 41	(14:16) (Shotgun) G.Smith pass short right to J.Smith-Njigba to 50 for 9 yards (K.Enagbare).	P9
<u>1-10-50</u>	(13:41) Z.Charbonnet right tackle to GB 48 for 2 yards (I.McDuffie, E.Stokes). SEA-T.Lockett was injured during the play.	
2-8-GB 48	(13:20) (Shotgun) G.Smith pass short middle to D.Metcalf to GB 42 for 6 yards (X.McKinney).	
3-2-GB 42	(12:40) (Shotgun) Z.Charbonnet right tackle to GB 36 for 6 yards (Er.Wilson; A.Mosby).	R10
<u>1-10-GB 36</u>	(12:16) (No Huddle, Shotgun) G.Smith sacked at GB 45 for -9 yards (D.Wyatt).	
2-19-GB 45	(11:39) (Shotgun) G.Smith pass incomplete short right. ** Injury Update: SEA-T.Lockett has returned to the game. <i>Penalty on SEA-L.Tomlinson, Ineligible Downfield Pass, declined.</i>	
3-19-GB 45	(11:35) (Shotgun) G.Smith pass short left to N.Fant to GB 25 for 20 yards (C.Valentine; Er.Wilson). <i>PENALTY on SEA-S.Launaea, Offensive Holding, 10 yards, enforced at GB 45 - No Play.</i>	
3-29-SEA 45	(11:13) (Shotgun) G.Smith pass short right to Z.Charbonnet to GB 43 for 12 yards (E.Cooper).	
4-17-GB 43	(10:32) M.Dickson punts 36 yards to GB 7, Center-C.Stoll, fair catch by J.Reed.	

Timeout at 10:26.

Green Bay Packers at 10:26

1-10-GB 7	(10:26) (Shotgun) J.Love pass short right to J.Reed to GB 15 for 8 yards (C.Bryant).
2-2-GB 15	(9:42) (Shotgun) J.Jacobs up the middle to GB 16 for 1 yard (L.Williams).
3-1-GB 16	(8:37) J.Jacobs right guard to GB 13 for -3 yards (L.Williams).
4-4-GB 13	(7:55) D.Whelan punts 33 yards to GB 46, Center-M.Orzech, downed by GB-Z.Anderson.

Timeout at 07:46.

Seattle Seahawks at 7:46

1-10-GB 46	(7:46) G.Smith pass deep left to T.Lockett to GB 24 for 22 yards (E.Williams).	P11
<u>1-10-GB 24</u>	(7:12) (Shotgun) G.Smith pass incomplete short right [E.Cooper]. SEA-G.Smith was injured during the play.	
2-10-GB 24	(7:09) 6-S.Howell in at QB. (Shotgun) S.Howell pass short right to J.Smith-Njigba to GB 26 for -2 yards (K.Nixon).	
3-12-GB 26	(6:31) (Shotgun) S.Howell pass incomplete short right to N.Fant.	
4-12-GB 26	(6:24) J.Myers 45 yard field goal is GOOD, Center-C.Stoll, Holder-M.Dickson.	

Timeout at 06:20.

GB 20 SEA 6, 5 plays, 20 yards, 1:26 drive, 8:40 elapsed

J.Myers kicks 65 yards from SEA 35 to end zone, Touchback to the GB 30.

Green Bay Packers at 6:20

1-10-GB 30	(6:20) J.Love pass incomplete deep right to C.Watson. <i>PENALTY on SEA-J.Jobe, Defensive Pass Interference, 39 yards, enforced at GB 30 - No Play.</i>	X16
	** Injury Update: SEA-G.Smith return is Questionable.	
1-10-SEA 31	(6:14) J.Jacobs up the middle to SEA 34 for -3 yards (D.Jones).	
2-13-SEA 34	(5:36) (Shotgun) J.Love pass short left to C.Brooks to SEA 25 for 9 yards (Ja.Reed).	
3-4-SEA 25	(4:49) (Shotgun) J.Love pass short right to C.Watson to SEA 14 for 11 yards (J.Jobe).	P17
<u>1-10-SEA 14</u>	(4:03) J.Reed left end pushed ob at SEA 9 for 5 yards (D.Witherspoon).	
2-5-SEA 9	(3:26) (Shotgun) J.Jacobs left guard to SEA 9 for no gain (T.Knight; B.Murphy).	
3-5-SEA 9	<i>(2:44) (Shotgun) PENALTY on GB-S.Rhyan, False Start, 5 yards, enforced at SEA 9 - No Play.</i>	
3-10-SEA 14	(2:27) (Shotgun) J.Love pass short left to C.Watson to SEA 5 for 9 yards (T.Knight).	
4-1-SEA 5	(1:39) B.McManus 23 yard field goal is GOOD, Center-M.Orzech, Holder-D.Whelan.	

Timeout at 01:36.

GB 23 SEA 6, 7 plays, 65 yards, 1 penalty, 4:44 drive, 13:24 elapsed

B.McManus kicks 65 yards from GB 35 to SEA 0. J.Darden to SEA 26 for 26 yards (E.Cooper).

Seattle Seahawks at 1:36, (1st play from scrimmage 1:30)

1-10-SEA 26	(1:30) (Shotgun) S.Howell sacked at SEA 21 for -5 yards (K.Enagbare).
2-15-SEA 21	(1:05) (No Huddle, Shotgun) S.Howell scrambles left end to SEA 23 for 2 yards (K.Enagbare).

Green Bay Packers vs Seattle Seahawks at Lumen Field

3-13-SEA 23 (:27) (No Huddle, Shotgun) S.Howell sacked at SEA 20 for -3 yards (K.Enagbare).

END OF QUARTER

	Score	Time Poss	First Downs				Efficiencies	
			R	P	X	T	3 Down	4 Down
Green Bay Packers	23	7:24	0	1	1	2	1/3	0/0
Seattle Seahawks	6	7:36	1	2	0	3	1/4	0/0

Green Bay Packers vs Seattle Seahawks at Lumen Field

12/15/2024

Play By Play

Fourth Quarter

Seattle Seahawks continued.

4-16-SEA 20 (15:00) M.Dickson punts 47 yards to GB 33, Center-C.Stoll. J.Reed to GB 43 for 10 yards (J.Love).

Green Bay Packers at 14:50

1-10-GB 43 (14:50) J.Jacobs up the middle to GB 46 for 3 yards (Ja.Reed).
 2-7-GB 46 (14:12) (Shotgun) J.Love pass short middle to J.Jacobs to 50 for 4 yards (L.Williams) [T.Knight].
 3-3-50 (13:31) (Shotgun) J.Love pass incomplete short middle to C.Watson [D.Hall].
 4-3-50 (13:27) (Shotgun) *PENALTY on GB, Delay of Game, 5 yards, enforced at 50 - No Play.*
 4-8-GB 45 (13:27) D.Whelan punts 51 yards to SEA 4, Center-M.Orzech, downed by GB-R.Rochell.

Timeout at 13:18.

Seattle Seahawks at 13:18

1-10-SEA 4 (13:18) (Shotgun) S.Howell pass incomplete short right to Z.Charbonnet.
 2-10-SEA 4 (13:15) (Shotgun) S.Howell pass incomplete short middle to J.Smith-Njigba (E.Cooper).
 3-10-SEA 4 (13:12) (Shotgun) S.Howell pass incomplete short middle to Z.Charbonnet.
 4-10-SEA 4 (13:07) M.Dickson punts 53 yards to GB 43, Center-C.Stoll, fair catch by J.Reed.

Timeout at 13:00.

Green Bay Packers at 13:00

1-10-GB 43 (13:00) J.Love pass incomplete deep right to R.Doubs.
 2-10-GB 43 (12:53) (Shotgun) J.Jacobs left end to GB 49 for 6 yards (E.Jones). FUMBLES (E.Jones), RECOVERED by SEA-J.Love at SEA 49. J.Love pushed ob at GB 45 for 6 yards (J.Jacobs).

Seattle Seahawks at 12:44

1-10-GB 45 (12:44) (Shotgun) S.Howell pass short right to A.Barner to GB 40 for 5 yards (E.Stokes).
 2-5-GB 40 (12:16) (No Huddle, Shotgun) S.Howell pass incomplete deep right to A.Barner.
 3-5-GB 40 (12:11) (Shotgun) S.Howell pass short middle to J.Smith-Njigba to GB 28 for 12 yards (X.McKinney). P12
1-10-GB 28 (11:46) (No Huddle, Shotgun) S.Howell pass short right to J.Smith-Njigba to GB 24 for 4 yards (K.Nixon).
 2-6-GB 24 (11:23) (No Huddle, Shotgun) **Z.Charbonnet right end for 24 yards, TOUCHDOWN.** R13
 J.Myers extra point is GOOD, Center-C.Stoll, Holder-M.Dickson.

Timeout at 11:16.

GB 23 SEA 13, 5 plays, 45 yards, 1:28 drive, 3:44 elapsed

J.Myers kicks 60 yards from SEA 35 to GB 5. K.Nixon to GB 34 for 29 yards (J.Ross).

Green Bay Packers at 11:16, (1st play from scrimmage 11:11)

1-10-GB 34 (11:11) (Shotgun) J.Jacobs left end to GB 38 for 4 yards (E.Jones, J.Love).
 2-6-GB 38 (10:31) (Shotgun) J.Love pass incomplete short left.
 3-6-GB 38 (10:24) (Shotgun) J.Love pass incomplete short middle to C.Watson [D.Hall].
 4-6-GB 38 (10:16) D.Whelan punts 42 yards to SEA 20, Center-M.Orzech, J.Darden to SEA 32 for 12 yards (L.McDuffie).

Seattle Seahawks at 10:04

1-10-SEA 32 (10:04) (Shotgun) S.Howell pass incomplete short right to Z.Charbonnet (K.Clark).
 Green Bay challenged the incomplete pass ruling, and the play was Upheld. The ruling on the field stands. (Timeout #1.)
 2-10-SEA 32 (9:57) (Shotgun) S.Howell pass incomplete short middle to N.Fant (A.Mosby) [Er.Wilson].
 3-10-SEA 32 (9:52) (Shotgun) S.Howell pass short right to N.Fant to SEA 37 for 5 yards (K.Nixon; E.Williams).
Penalty on SEA-T.Lockett, Offensive Offside, declined.
 4-5-SEA 37 (9:41) M.Dickson punts 47 yards to GB 16, Center-C.Stoll. J.Reed MUFFS catch, and recovers at GB 16.

Green Bay Packers at 9:32

1-10-GB 16 (9:32) (Shotgun) J.Love pass short left to D.Wicks to GB 28 for 12 yards (J.Love). P18
1-10-GB 28 (8:48) (Shotgun) J.Reed right end pushed ob at GB 41 for 13 yards (C.Bryant; T.Knight). R19
1-10-GB 41 (8:03) (Shotgun) J.Love pass short middle to J.Reed ran ob at SEA 47 for 12 yards (C.Bryant). P20
1-10-SEA 47 (7:23) (Shotgun) J.Jacobs up the middle to SEA 43 for 4 yards (E.Jones).
 2-6-SEA 43 (6:40) (Shotgun) J.Jacobs up the middle to SEA 39 for 4 yards (B.Mafe).
 Timeout #2 by GB at 05:59.
 3-2-SEA 39 (5:59) (Shotgun) J.Love pass incomplete short right to J.Reed.
 4-2-SEA 39 (5:55) (Shotgun) J.Jacobs left guard to SEA 39 for no gain (D.Jones; L.Williams).

Timeout at 05:50.

Seattle Seahawks at 5:50

Green Bay Packers vs Seattle Seahawks at Lumen Field

1-10-SEA 39 (5:50) (Shotgun) S.Howell sacked at SEA 33 for -6 yards (K.Brooks).
 2-16-SEA 33 (5:27) (No Huddle, Shotgun) S.Howell pass deep right intended for N.Fant INTERCEPTED by E.Cooper at SEA 49. E.Cooper to SEA 27 for 22 yards (S.Howell).

Green Bay Packers at 5:17

1-10-SEA 27 (5:17) J.Jacobs up the middle to SEA 23 for 4 yards (E.Jones).
 Timeout #1 by SEA at 05:09.
 2-6-SEA 23 (5:09) J.Jacobs up the middle to SEA 22 for 1 yard (B.Murphy; L.Williams).
 Timeout #2 by SEA at 05:05.
 Timeout #3 by GB at 05:05.

3-5-SEA 22 (5:05) (Shotgun) J.Love pass deep middle to R.Doubs for 22 yards, **TOUCHDOWN**.
 B.McManus extra point is GOOD, Center-M.Orzech, Holder-D.Whelan.

P21

GB 30 SEA 13, 3 plays, 27 yards, 0:18 drive, 10:01 elapsed

B.McManus kicks 64 yards from GB 35 to SEA 1. J.Darden ran ob at SEA 35 for 34 yards (B.McManus).

Seattle Seahawks at 4:59, (1st play from scrimmage 4:51)

1-10-SEA 35 (4:51) (Shotgun) K.McIntosh up the middle to SEA 38 for 3 yards (K.Clark).
 2-7-SEA 38 (4:28) (No Huddle, Shotgun) S.Howell pass incomplete short right to A.Barner.
Penalty on SEA-T.Lockett, Offensive Offside, declined.
 3-7-SEA 38 (4:22) (Shotgun) S.Howell sacked at SEA 31 for -7 yards (B.Cox).
 4-14-SEA 31 (3:27) M.Dickson punts 53 yards to GB 16, Center-C.Stoll, out of bounds.

Green Bay Packers at 3:18

1-10-GB 16 (3:18) Em.Wilson right tackle to GB 20 for 4 yards (D.Jones; D.Thomas).
 2-6-GB 20 (2:34) Em.Wilson left tackle to GB 24 for 4 yards (D.Witherspoon).

Two-Minute Warning

3-2-GB 24 (2:00) (Shotgun) J.Love pass incomplete deep left to C.Watson (T.Woolen).
 4-2-GB 24 (1:54) D.Whelan punts 44 yards to SEA 32, Center-M.Orzech. J.Darden to SEA 32 for no gain (R.Rochell).

Seattle Seahawks at 1:46

1-10-SEA 32 (1:46) G.Holani left end to SEA 40 for 8 yards (T.Hopper).
 2-2-SEA 40 (1:06) (Shotgun) G.Holani left guard to SEA 43 for 3 yards (L.Van Ness; E.Cooper).
 1-10-SEA 43 (:32) G.Holani right guard to SEA 42 for -1 yards (E.Cooper).

R14

END OF QUARTER

	Score	Time	First Downs				Efficiencies	
		Poss	R	P	X	T	3 Down	4 Down
Green Bay Packers	30	8:32	1	3	0	4	1/5	0/1
Seattle Seahawks	13	6:28	2	1	0	3	1/4	0/0

Miscellaneous Statistics Report

Green Bay Packers vs Seattle Seahawks
12/15/2024 at Lumen Field

Ten Longest Plays for Green Bay Packers

Yards	Qtr	Play Start	Play Description
36	2	1-10-GB 40	(11:04) (Shotgun) J.Love pass deep left to C.Watson ran ob at SEA 24 for 36 yards.
28	1	2-6-GB 41	(14:17) (Shotgun) J.Love pass short left to J.Jacobs to SEA 46 for 13 yards (E.Jones). PENALTY on SEA-T.Woolen, Unnecessary Roughness, 15 yards, enforced at SEA 46.
26	2	2-12-GB 12	(2:18) (Shotgun) J.Love pass deep middle to T.Kraif to GB 38 for 26 yards (J.Love). Penalty on SEA-L.Williams, Defensive Offside, declined.
22	4	3-5-SEA 22	(5:05) (Shotgun) J.Love pass deep middle to R.Doubs for 22 yards, TOUCHDOWN.
21	1	1-10-GB 20	(6:43) J.Love pass short right to J.Jacobs to GB 41 for 21 yards (C.Bryant).
19	1	1-10-SEA 49	(4:39) J.Jacobs left guard to SEA 30 for 19 yards (C.Bryant).
13	1	2-8-SEA 13	(2:00) (Shotgun) J.Love pass short middle to R.Doubs for 13 yards, TOUCHDOWN.
13	4	1-10-GB 28	(8:48) (Shotgun) J.Reed right end pushed ob at GB 41 for 13 yards (C.Bryant; T.Knight).
12	4	1-10-GB 16	(9:32) (Shotgun) J.Love pass short left to D.Wicks to GB 28 for 12 yards (J.Love).
12	4	1-10-GB 41	(8:03) (Shotgun) J.Love pass short middle to J.Reed ran ob at SEA 47 for 12 yards (C.Bryant).

Ten Longest Plays for Seattle Seahawks

Yards	Qtr	Play Start	Play Description
25	1	2-13-SEA 27	(:39) (Shotgun) G.Smith pass deep left to J.Smith-Njigba to GB 48 for 25 yards (E.Williams).
24	4	2-6-GB 24	(11:23) (No Huddle, Shotgun) Z.Charbonnet right end for 24 yards, TOUCHDOWN.
22	3	1-10-GB 46	(7:46) G.Smith pass deep left to T.Lockett to GB 24 for 22 yards (E.Williams).
18	2	1-10-GB 48	(6:04) (Shotgun) G.Smith pass deep right to J.Smith-Njigba to GB 30 for 18 yards (E.Williams).
16	1	1-10-GB 48	(:14) (No Huddle, Shotgun) Z.Charbonnet left end to GB 32 for 16 yards (Q.Walker).
15	1	1-10-SEA 25	(9:13) (Shotgun) G.Smith pass short left to D.Metcalf ran ob at SEA 40 for 15 yards [K.Clark].
12	3	3-29-SEA 45	(11:13) (Shotgun) G.Smith pass short right to Z.Charbonnet to GB 43 for 12 yards (E.Cooper).
12	4	3-5-GB 40	(12:11) (Shotgun) S.Howell pass short middle to J.Smith-Njigba to GB 28 for 12 yards (X.McKinney).
10	2	3-3-GB 23	(4:03) (Shotgun) G.Smith scrambles up the middle to GB 18 for 5 yards (Q.Walker).
9	2	1-10-GB 32	(15:00) (Shotgun) G.Smith pass short right to J.Smith-Njigba pushed ob at GB 23 for 9 yards (Q.Walker).

Touchdown Scoring Information

		Offense	Defense	Special Teams
VISITOR	Green Bay Packers	3	0	0
HOME	Seattle Seahawks	1	0	0

Player Scoring Information

Club	Player	TD	Rush TD	Rec TD	KO TD	Punt TD	Int TD	Fum TD	Misc TD	FG	XP	2Pt Rush	2Pt Rec	Sfty	Points
GB	R.Doubs	0	0	2	0	0	0	0	0	0	0	0	0	0	12
GB	B.McManus	0	0	0	0	0	0	0	0	3	3	0	0	0	12
GB	J.Jacobs	0	1	0	0	0	0	0	0	0	0	0	0	0	6
SEA	J.Myers	0	0	0	0	0	0	0	0	2	1	0	0	0	7
SEA	Z.Charbonnet	0	1	0	0	0	0	0	0	0	0	0	0	0	6

Possession Detail

	First Half		Second Half		Game	
	Visitor	Home	Visitor	Home	Visitor	Home
Largest Lead	17	0	17	0	17	0
Drives Leading	3	0	8	0	11	0
Time of Possession Leading	11:21	0:00	15:56	0:00	27:17	0:00
Largest Deficit	0	-17	0	-17	0	-17
Drives Trailing	0	3	0	9	0	12
Time of Possession Trailing	0:00	12:58	0:00	14:04	0:00	27:02
Times Score Tied Up		0		0		0
Lead Changes		1		0		1

Playtime Percentage

Percent of playtime per player on offense, defense and special teams (Unofficial)

Green Bay Packers

Seattle Seahawks

Green Bay Packers					Seattle Seahawks								
		Offense	Defense	Special Teams		Offense	Defense	Special Teams					
R.Walker	T	64	100%	6	21%	A.Lucas	T	59	100%	3	10%		
S.Rhyan	G	64	100%	6	21%	S.Laumea	T	59	100%				
Z.Tom	T	64	100%	6	21%	C.Cross	T	56	95%	3	10%		
E.Jenkins	G	64	100%			L.Tomlinson	G	56	95%	3	10%		
J.Love	QB	64	100%			J.Smith-Njigba	WR	56	95%				
J.Myers	C	64	100%			D.Metcalf	WR	55	93%				
T.Kraft	TE	57	89%	5	17%	J.Sundell	T	48	81%	3	10%		
C.Watson	WR	50	78%			Z.Charbonnet	RB	47	80%				
J.Jacobs	RB	48	75%			T.Lockett	WR	45	76%				
R.Doubs	WR	48	75%			G.Smith	QB	35	59%				
J.Reed	WR	38	59%	6	21%	N.Fant	TE	35	59%				
D.Wicks	WR	30	47%			S.Howell	QB	24	41%				
C.Brooks	RB	16	25%	14	48%	A.Barner	TE	17	29%	15	52%		
B.Sims	TE	16	25%	5	17%	J.Boho	WR	15	25%	20	69%		
J.FitzPatrick	TE	9	14%	4	14%	O.Oluwatimi	C	11	19%				
Em.Wilson	RB	6	9%			P.Brown	TE	10	17%	19	66%		
B.Melton	WR	2	3%	10	34%	K.McIntosh	RB	9	15%	12	41%		
E.Stokes	CB		59	100%	4	14%	D.Young	WR	3	5%	20	69%	
C.Valentine	CB		58	98%	4	14%	G.Holani	RB	3	5%	4	14%	
X.McKinney	FS		56	95%	10	34%	C.Haynes	G	3	5%	3	10%	
K.Nixon	CB		56	95%	7	24%	M.Jerrell	T	3	5%	3	10%	
E.Williams	SS		56	95%	6	21%	C.Bryant	CB		64	100%	6	21%
Er.Wilson	LB		37	63%	23	79%	D.Witherspoon	CB		64	100%	6	21%
E.Cooper	LB		34	58%	8	28%	T.Woolen	CB		64	100%	6	21%
K.Clark	DT		32	54%	1	3%	T.Knight	LB		63	98%		
R.Gary	DE		29	49%			J.Love	SS		61	95%	12	41%
K.Brooks	DT		27	46%	9	31%	E.Jones	LB		61	95%	6	21%
D.Wyatt	DT		27	46%			L.Williams	DT		46	72%	6	21%
L.Van Ness	DE		25	42%	16	55%	B.Murphy	DT		41	64%	6	21%
I.McDuffie	LB		25	42%	7	24%	J.Jobe	CB		37	58%	4	14%
A.Mosby	DE		22	37%	19	66%	D.Hall	LB		36	56%	6	21%
K.Enagbare	DE		22	37%	12	41%	Ja.Reed	NT		34	53%	6	21%
Q.Walker	LB		22	37%	1	3%	U.Nwosu	LB		31	48%		
B.Cox	DE		20	34%	10	34%	D.Jones	DE		25	39%	6	21%
C.Wooden	DT		19	32%	3	10%	B.Mafe	LB		22	34%		
T.Slaton	DT		13	22%	9	31%	J.Hankins	DT		22	34%		
Z.Anderson	FS		3	5%	22	76%	R.Robertson-Harris	DT		15	23%	6	21%
T.Hopper	LB		3	5%	15	52%	R.Jenkins	SS		12	19%	4	14%
K.Oladapo	FS		3	5%	4	14%	D.Thomas	LB		3	5%	20	69%
R.Rochell	CB		1	2%	15	52%	A.Finley	FS		3	5%	14	48%
B.McManus	K				12	41%	J.Ross	LB				20	69%
D.WheLAN	P				10	34%	M.Morris	DE				14	48%
M.Orzech	LS				10	34%	N.Pritchett	CB				14	48%
K.Telfort	T				6	21%	P.O'Connell	LB				14	48%
A.Dillard	T				6	21%							

T.Glover	T	6	21%	J.Darden	WR	10	34%
C.Ballentine	CB	2	7%	M.Dickson	P	9	31%
				C.Stoll	LS	9	31%
				J.Myers	K	7	24%



UPDATED BIOGRAPHIES




JAIRE ALEXANDER

23

CORNERBACK
LOUISVILLE

Seventh NFL Season | Seventh Packers Season



Ht: 5-10 | Wt: 196 | Born: February 9, 1997 | NFL Games Played/Started: 78/76 | Acquired: D1-18

AT A GLANCE

- » Dating back to the start of his career (2018), is tied for No. 1 in the NFL in postseason interceptions (three in seven games).
- » Earned second-team All-Pro Honors from *The Associated Press* in 2022 for the second time (2020), joining Charles Woodson (four) and Herb Adderley (seven) as the only Packers cornerbacks to be named to multiple AP All-Pro teams.
- » Named to his second career Pro Bowl in 2022, becoming the 13th defensive back in franchise history to be named to multiple Pro Bowls.
- » According to Stathead.com, became the sixth Packers defensive back to earn multiple Pro Bowl honors in the first five years of his career and the first since S Nick Collins (2008-09).
- » Named to the All-NFC team by the Pro Football Writers of America in 2020 and 2022.
- » Has led the team in passes defended four times (14 in 2022, 13 in 2020, career-high 23 in 2019, 15 in 2018).
- » Was named to the PFWA's All-Rookie team in 2018, becoming just the second Packers CB to be honored since 1974 (CB Casey Hayward, 2012).
- » Earned second-team All-Atlantic Coast Conference recognition as a sophomore in 2016 after posting a team-high five INTs (tied for No. 11 in the country) along with a career-best 39 tackles (31 solo) and 14 passes defended.

2024 SEASON: Has started all seven contests he has played in (missed Weeks 4-5 due to quad/ceps/groin injuries and missed Weeks 9, 12-15 with a knee injury), recording 16 tackles (15 solo), two interceptions (No. 2 on the team), an interception return for a TD, a fumble recovery and seven passes defended (No. 2 on the team)...Became the first Packer with multiple interceptions, an interception return for a TD and four-plus passes defended in the first three games of the season since S Nick Collins and CB Charles Woodson both did it in 2008...**At Philadelphia (Sept. 6):** Played all 76 defensive snaps, posting four tackles (all solo) and a team-best two passes defended, and picked off QB Jalen Hurts early in the fourth quarter in the end zone. It was the second time in his career he registered an interception in Week 1 (2020)...**Vs. Indianapolis (Sept. 15):** Was one of three defenders to play all 56 snaps, posting two tackles (both solo) and a pass defended...**At Tennessee (Sept. 22):** Saw action on 53 of 54 defensive snaps, recording five tackles (four solo), a pass defended and jumped a route to pick off QB Will Levis late in the first quarter and returned it 35 yards for his first career TD...**Vs. Minnesota (Sept. 29):** Inactive (quad/ceps/groin)...**At L.A. Rams (Oct. 6):** Inactive (groin)...**Vs. Arizona (Oct. 13):** Played 46 defensive snaps, recording a tackle (solo), a pass defended and a fumble recovery when he jumped on a WR Greg Dortch fumble at the Green Bay 22 that was punched out by S Evan Williams late in the third quarter...**Vs. Houston (Oct. 20):** Played 63 of 64 defensive snaps, posting three tackles (all solo) and helping to limit QB C.J. Stroud to a career-low 86 passing yards on 10-of-21 passing for a 58.8 rating...**At Jacksonville (Oct. 27):** One of three Packers to play all 57 defensive snaps, registering a tackle (solo) and leading the team with two passes defended that both came with Jacksonville driving with less than three minutes left in the game...**Vs. Detroit (Nov. 3):** Inactive (knee)...**At Chicago (Nov. 17):** Played on 10 defensive snaps before a knee injury ended his day...**Vs. San Francisco (Nov. 24):** Inactive (knee)...**Vs. Miami (Nov. 28):** Inactive (knee)...**At Detroit (Dec. 5):** Inactive (knee)...**At Seattle (Dec. 15):** Inactive (knee).

REGULAR-SEASON COMPARISON: DEFENSIVE - NEW ORLEANS SAINTS

DATE	OPP	W/L	GP/GS	TACKLES					SACK	YDS.	INT	TFL	PD	QBH	TD	MISC		
				TOT	SOLO	ASST	FF	FR										
9/27/20	GB @ NO	W	S	3	3	0	0.0	0.0	0	1	1	0	0	0	0	0	0	
9/12/21	GB @ NO	L	S	4	2	2	0.0	0.0	0	0	0	0	0	0	0	0	0	
TOTALS		1/1	2/2	7	5	2	0.0	0.0	0	1	1	0	0	0	0	0	0	

JAIRE ALEXANDER'S NFL REGULAR-SEASON DEFENSIVE STATISTICS

YEAR	TEAM	GP	GS	TACKLES					INTERCEPTIONS							ST			MISC								
				T	S	A	TFL	YDS	SK	YDS	QBH	NO	YDS	LG	TD	PD	FF	FR	TD	YDS	TK	S	A	FF	FR	S	A
2018	Packers	13	11	76	61	15	3	27	0.5	3.0	1	1	27	27	0	15	0	0	0	2	2	0	0	2	0	0	0
2019	Packers	16	16	63	41	22	2	4	0.0	0.0	0	2	37	37	0	23	1	1	0	0	0	0	0	0	0	0	0
2020	Packers	15	15	51	40	11	2	6	1.0	4.0	1	1	-4	0	0	13	1	0	0	0	0	0	0	0	0	0	0
2021	Packers	4	4	13	9	4	0	0	0.0	0.0	0	1	30	30	0	3	0	0	0	0	0	0	0	0	0	0	0
2022	Packers	16	16	56	43	13	4	11	0.0	0.0	0	5	59	29	0	14	0	0	0	0	0	0	0	0	0	0	0
2023	Packers	7	7	27	23	4	1	2	0.0	0.0	0	0	0	0	0	5	1	0	0	0	0	0	0	0	0	0	0
2024	Packers	7	7	16	15	1	0	0	0.0	0.0	0	2	52	35	1	7	0	1	0	0	0	0	0	0	0	0	0
NFL TOTALS		78	76	302	232	70	12	50	1.5	7.0	2	12	201	37	1	80	3	2	0	0	2	2	0	0	2	0	0

JAIRE ALEXANDER'S NFL POSTSEASON DEFENSIVE STATISTICS

YEAR	TEAM	GP	GS	TACKLES					INTERCEPTIONS							ST			MISC								
				T	S	A	TFL	YDS	SK	YDS	QBH	NO	YDS	LG	TD	PD	FF	FR	TD	YDS	TK	S	A	FF	FR	S	A
2019	Packers	2	2	13	10	3	0	0	0.0	0.0	0	0	0	0	0	1	0	0	0	0	0	0	0	0	0	0	0
2020	Packers	2	2	4	3	1	1	3	0.0	0.0	0	2	16	16	0	3	0	0	0	0	0	0	0	0	0	0	0
2021	Packers	1	0	0	0	0	0	0	0.0	0.0	0	0	0	0	0	0	0	0	0	0	0	0	0	0	0	0	
2023	Packers	2	2	12	7	5	0	0	0.0	0.0	0	1	0	0	0	1	0	0	0	0	0	0	0	0	0	0	
NFL TOTALS		7	6	29	20	9	1	3	0.0	0.0	0	3	16	16	0	5	0	0	0	0	0	0	0	0	0	0	

SINGLE-GAME HIGHS: DEFENSIVE

Total Tackles 12 vs. Atlanta Falcons, Dec 09, 2018
 10 vs. Minnesota Vikings, Sep 16, 2018
Solo Tackles 10 vs. Atlanta Falcons, Dec 09, 2018
 7 vs. Dallas Cowboys, Nov 13, 2022
 ...2 more at 7.
Sacks 1.0 at Minnesota Vikings, Sep 13, 2020
 0.5 vs. Minnesota Vikings, Sep 16, 2018
Passes Defensed 5 at Los Angeles Rams, Oct 28, 2018
 4 at Buffalo Bills, Oct 30, 2022
 ...1 more at 4.
Forced Fumbles 1 at Carolina Panthers, Dec 24, 2023
 1 at Chicago Bears, Jan 03, 2021
 ...1 more at 1.

Fumble Recoveries 1 vs. Arizona Cardinals, Oct 13, 2024
 1 vs. Denver Broncos, Sep 22, 2019
Tackles For Loss 2 at Chicago Bears, Dec 04, 2022
 1 vs. New York Giants, Oct 09, 2022
 ...8 more at 1.
Interceptions 1 at Tennessee Titans, Sep 22, 2024
 1 at Philadelphia Eagles, Sep 06, 2024
 ...10 more at 1.
Interception Return Yards 37 at Dallas Cowboys, Oct 06, 2019
 35 at Tennessee Titans, Sep 22, 2024
Safeties 1 at Minnesota Vikings, Sep 13, 2020

2024 GXG REGULAR SEASON (PACKERS)

DATE OPPONENT	P/S	TK	S	A	SK	YDS	INT	PD	FF	FR
09/06 at Eagles	S	4	4	0	0	0	1	2	0	0
09/15 Colts	S	2	2	0	0	0	0	1	0	0
09/22 at Titans	S	5	4	1	0	0	1	1	0	0
09/29 Vikings		INACTIVE/INJURY								
10/06 at Rams		INACTIVE/INJURY								
10/13 Cardinals	S	1	1	0	0	0	0	1	0	1
10/20 Texans	S	3	3	0	0	0	0	0	0	0
10/27 at Jaguars	S	1	1	0	0	0	0	2	0	0
11/03 Lions		INACTIVE/INJURY								
11/17 at Bears	S	0	0	0	0	0	0	0	0	0
11/24 49ers		INACTIVE/INJURY								
11/28 Dolphins		INACTIVE/INJURY								
12/05 at Lions		INACTIVE/INJURY								
12/15 at Seahawks		INACTIVE/INJURY								
2024 TOTALS	7-7	16	15	1	0	0	2	7	0	1

ZAYNE ANDERSON

39 SAFETY BRIGHAM YOUNG

Second NFL Season | Second Packers Season



Ht: 6-2 | Wt: 206 | Born: January 3, 1997 | NFL Games Played/Started: 31/0 | Acquired: W-23 (Buf.)

AT A GLANCE

- » Claimed off waivers by the Green Bay Packers from the Buffalo Bills after the 2023 training camp and set career highs in games played (10) and special teams tackles (four, tied for No. 4 on the team).
- » Originally signed as an undrafted free agent in 2021 by the Kansas City Chiefs and spent time on the Chiefs' practice squad in 2021-22, appearing in seven games and posting a tackle on special teams during the regular season.
- » Has also played in five postseason contests (two for the Packers and three for the Chiefs), totaling two tackles on special teams and one (solo) on defense.
- » Appeared in 50 games as a linebacker/defensive back at Brigham Young (2015-20), recording 162 tackles. Redshirted in 2018 and medically redshirted in 2019, serving as a team captain both seasons.

2024 SEASON: Has played in all 14 games, recording four tackles (two solo)...Leads the team with a career-high eight special teams tackles...**At Philadelphia (Sept. 6):** Appeared on 18 special teams snaps, recording one tackle on kickoff coverage...**Vs. Indianapolis (Sept. 15):** Played 14 snaps on special teams...**At Tennessee (Sept. 22):** Appeared on 19 special teams snaps...**Vs. Minnesota (Sept. 29):** Played 17 snaps on special teams, recording one tackle on kickoff coverage...**At L.A. Rams (Oct. 6):** Appeared on 16 special teams snaps, recording a tackle on kickoff coverage...**Vs. Arizona (Oct. 13):** Played 16 snaps on special teams, recording one tackle on kickoff coverage...**Vs. Houston (Oct. 20):** Appeared on 20 special teams snaps, posting a tackle on punt coverage...**At Jacksonville (Oct. 27):** Played two snaps on defense and 21 on special teams, recording a tackle on punt coverage...**Vs. Detroit (Nov. 3):** Appeared on 15 special teams snaps...**At Chicago (Nov. 17):** Played 12 snaps on special teams...**Vs. San Francisco (Nov. 24):** Appeared on six defensive snaps and 17 special teams snaps...**Vs. Miami (Nov. 28):** Played 17 snaps on special teams, recording two tackles on kickoff coverage...**At Detroit (Dec. 5):** Saw extended time on defense in place of injured S Evan Williams (concussion), playing 53 snaps on defense and recording a career-high four tackles (two solo). Posted his first career tackle on defense when he helped LB Eric Wilson chase down QB Jared Goff on a scramble. Logged his first career solo tackle when he brought down WR Amon-Ra St. Brown on a rush in the fourth quarter. Also appeared on 19 special teams snaps...**At Seattle (Dec. 15):** Played three snaps on defense and 22 on special teams.

ZAYNE ANDERSON'S NFL REGULAR-SEASON DEFENSIVE STATISTICS

YEAR	TEAM	GP	GS	TACKLES							INTERCEPTIONS							ST			MISC									
				TK	S	A	TFL	YDS	SK	YDS	QBH	NO	YDS	LG	TD	PD	FF	FR	TD	YDS	TK	S	A	FF	FR	S	A			
2021	Chiefs	4	0	0	0	0	0	0	0.0	0.0	0	0	0	0	0	0	0	0	0	0	0	0	0	1	1	0	0	0	0	0
2022	Chiefs	3	0	0	0	0	0	0	0.0	0.0	0	0	0	0	0	0	0	0	0	0	0	0	0	0	0	0	0	0	0	0
2023	Packers	10	0	0	0	0	0	0	0.0	0.0	0	0	0	0	0	0	0	0	0	0	0	0	0	4	3	1	0	0	0	0
2024	Packers	14	0	4	2	2	0	0	0.0	0.0	0	0	0	0	0	0	0	0	0	0	0	0	0	8	8	0	0	0	0	0
NFL TOTALS		31	0	4	2	2	0	0	0.0	0.0	0	0	0	0	0	0	0	0	0	0	0	0	0	13	12	1	0	0	0	0

ZAYNE ANDERSON'S NFL POSTSEASON DEFENSIVE STATISTICS

YEAR	TEAM	GP	GS	TACKLES							INTERCEPTIONS							ST			MISC									
				TK	S	A	TFL	YDS	SK	YDS	QBH	NO	YDS	LG	TD	PD	FF	FR	TD	YDS	TK	S	A	FF	FR	S	A			
2021	Chiefs	3	0	0	0	0	0	0	0.0	0.0	0	0	0	0	0	0	0	0	0	0	0	0	0	1	1	0	0	0	0	0
2023	Packers	2	0	1	1	0	0	0	0.0	0.0	0	0	0	0	0	0	0	0	0	0	0	0	0	1	1	0	0	0	0	0
NFL TOTALS		5	0	1	1	0	0	0	0.0	0.0	0	0	0	0	0	0	0	0	0	0	0	0	0	2	2	0	0	0	0	0

SINGLE-GAME HIGHS: SPECIAL TEAMS

Total Tackles 4 at Detroit Lions, Dec 05, 2024
Solo Tackles 2 at Detroit Lions, Dec 05, 2024

Special Teams Tackles 2 vs. Miami Dolphins, Nov 28, 2024
1 at Jacksonville Jaguars, Oct 27, 2024
1 vs. Houston Texans, Oct 20, 2024
1 vs. Arizona Cardinals, Oct 13, 2024
1 at Los Angeles Rams, Oct 06, 2024
...7 more at 1.

2024 GXG REGULAR SEASON (PACKERS)

DATE OPPONENT	P/S	TK	S	A	SK	YDS	INT	PD	FF	FR
09/06 at Eagles	P	0	0	0	0.0	0.0	0	0	0	0
09/15 Colts	P	0	0	0	0.0	0.0	0	0	0	0
09/22 at Titans	P	0	0	0	0.0	0.0	0	0	0	0
09/29 Vikings	P	0	0	0	0.0	0.0	0	0	0	0
10/06 at Rams	P	0	0	0	0.0	0.0	0	0	0	0
10/13 Cardinals	P	0	0	0	0.0	0.0	0	0	0	0
10/20 Texans	P	0	0	0	0.0	0.0	0	0	0	0
10/27 at Jaguars	P	0	0	0	0.0	0.0	0	0	0	0
11/03 Lions	P	0	0	0	0.0	0.0	0	0	0	0
11/17 at Bears	P	0	0	0	0.0	0.0	0	0	0	0
11/24 49ers	P	0	0	0	0.0	0.0	0	0	0	0
11/28 Dolphins	P	0	0	0	0.0	0.0	0	0	0	0
12/05 at Lions	P	4	2	2	0.0	0.0	0	0	0	0
12/15 at Seahawks	P	0	0	0	0.0	0.0	0	0	0	0
2024 TOTALS	14-0	4	2	2	0.0	0.0	0	0	0	0

COREY BALLENTINE

26

CORNERBACK
WASHBURN

Sixth NFL Season | Third Packers Season



Ht: 5-11 | Wt: 196 | Born: April 13, 1996 | NFL Games Played/Started: 66/11 | Acquired: FA-22

AT A GLANCE

- » Last name is pronounced bal-en-tine.
- » Started each of the last two seasons on the Packers' practice squad and finished on the active roster, playing in eight games in 2022 and seeing action in 14 games with a career-best six starts in 2023 as well as playing in both 2023 postseason contests.
- » Prior to joining the Packers, the former sixth-round pick played for the N.Y. Giants (2019-20), N.Y. Jets (2020) and Detroit Lions (2021) while spending the 2022 offseason and training camp with the Atlanta Falcons.
- » In his first four NFL seasons, recorded 36 tackles (28 solo), two passes defended and a QB hit as well as 15 tackles and a forced fumble on special teams. Also returned 36 kickoffs for 855 yards (23.8 avg.) with a long of 66 yards.
- » Was one of only six players in the league to register a kickoff return of 50-plus yards in both 2019 and 2020.
- » Named the Cliff Harris Award winner as the small-college defensive player of the year as a senior and was the first player from Washburn and one of only three NCAA Division II players to be selected for the 2019 Reese's Senior Bowl.

2024 SEASON: Has played in 12 games, making one start and recording two tackles (both solo)...Has posted four tackles and a forced fumble on special teams...Returned one kickoff for 21 yards (21.0 avg.)...Was inactive for two games due to an ankle injury (Week 8) and a knee injury (Week 14)...**At Philadelphia (Sept. 6):** Appeared on 18 special teams snaps...**Vs. Indianapolis (Sept. 15):** Played 13 snaps on special teams...**At Tennessee (Sept. 22):** Played one snap on defense and 18 on special teams...**Vs. Minnesota (Sept. 29):** Started in place of injured CB Jaire Alexander (quadricep/groin), playing 37 snaps on defense and recording two tackles (both solo). Also played seven snaps on special teams...**At L.A. Rams (Oct. 6):** Played two snaps on defense and a team-high 18 on special teams, recording a tackle on punt coverage...**Vs. Arizona (Oct. 13):** Appeared on a team-high 20 special teams snaps and one defensive snap...**Vs. Houston (Oct. 20):** Played two snaps on defense and 20 on special teams, posting a special teams tackle on kickoff coverage...**At Jacksonville (Oct. 27):** Inactive (ankle)...**Vs. Detroit (Nov. 3):** Played 15 snaps on special teams...**At Chicago (Nov. 17):** Appeared on one defensive snap and 12 special teams snaps, recording one tackle on kickoff coverage and downing the Packers' lone punt at Chicago's 5...**Vs. San Francisco (Nov. 24):** Played one defensive snap and a team-high 19 special teams snaps, returning one kickoff for 21 yards (21.0 avg.) and recording a tackle and a forced fumble on kickoff coverage...**Vs. Miami (Nov. 28):** Played one snap on special teams, suffering a knee injury on the opening kickoff that sidelined him for the remainder of the game...**At Detroit (Dec. 5):** Inactive (knee)...**At Seattle (Dec. 15):** Played two snaps on special teams.

REGULAR-SEASON COMPARISON: DEFENSIVE - NEW ORLEANS SAINTS

DATE	OPP	W/L		GP/GS		TACKLES					MISC							
		W	P	TOT	SOLO	ASST	SACK	YDS	INT	TFL	PD	QBH	TD	FF	FR			
9/24/23	GB vs. NO					4	4	0	0.0	0.0	0	0	1	0	0	0	0	0
TOTALS		1/0	1/0	4	4	0	0.0	0.0	0	0	1	0	0	0	0	0	0	

COREY BALLENTINE'S NFL REGULAR-SEASON DEFENSIVE STATISTICS

YEAR	TEAM	GP	GS	TK	S	A	TACKLES					INTERCEPTIONS					ST			MISC					
							TFL	YDS	SK	YDS	QBH	NO	YDS	LG	TD	PD	FF	FR	TD	YDS	TK	S	A	FF	FR
2019	Giants	13	2	25	20	5	0	0	0.0	0.0	1	0	0	0	2	0	0	0	0	1	10	0	0	0	0
2020	Giants	9	2	10	8	2	0	0	0.0	0.0	0	0	0	0	0	0	0	0	0	6	5	1	0	0	0
2020	Jets	6	0	0	0	0	0	0	0.0	0.0	0	0	0	0	0	0	0	0	0	4	4	0	0	0	0
2020	TOTAL	15	2	10	8	2	0	0	0.0	0.0	0	0	0	0	0	0	0	0	10	9	1	0	0	0	0
2021	Lions	4	0	0	0	0	0	0	0.0	0.0	0	0	0	0	0	0	0	0	0	0	0	0	0	0	0
2022	Packers	8	0	1	0	1	0	0	0.0	0.0	0	0	0	0	0	0	0	0	0	4	4	0	1	0	0
2023	Packers	14	6	39	27	12	0	0	0.0	0.0	0	1	0	0	7	0	0	0	0	4	4	1	3	0	0
2024	Packers	12	1	2	2	0	0	0	0.0	0.0	0	0	0	0	0	0	0	0	0	4	4	0	1	0	0
NFL TOTALS		66	11	77	57	20	0	0	0.0	0.0	1	1	0	0	9	0	0	0	0	23	19	4	2	0	0

COREY BALLENTINE'S NFL POSTSEASON DEFENSIVE STATISTICS

YEAR	TEAM	GP	GS	TK	S	A	TACKLES					INTERCEPTIONS					ST			MISC						
							TFL	YDS	SK	YDS	QBH	NO	YDS	LG	TD	PD	FF	FR	TD	YDS	TK	S	A	FF	FR	S
2023	Packers	2	0	5	4	1	0	0	0.0	0.0	0	0	0	0	0	0	0	0	0	0	0	0	0	0	0	0
NFL TOTALS		2	0	5	4	1	0	0	0.0	0.0	0	0	0	0	0	0	0	0	0	0	0	0	0	0	0	0

COREY BALLENTINE'S NFL REGULAR-SEASON RETURN STATISTICS

DATE	TEAM	KICKOFF RETURNS					PUNT RETURNS					
		RET.	YDS.	AVG.	LG	TD	NO.	FC	YDS.	AVG.	LG	TD
2019	Giants	10	256	25.6	52	0	0	0	0	0.0	0	0
2020	Giants	9	191	21.2	28	0	0	0	0	0.0	0	0
2020	Jets	12	314	26.2	66	0	0	0	0	0.0	0	0
2020	TOTAL	21	505	24.0	66	0	0	0	0	0.0	0	0
2021	Lions	4	94	23.5	26	0	0	0	0	0.0	0	0
2022	Packers	1	0	0.0	0	0	0	0	0	0.0	0	0
2023	Packers	0	0	0.0	0	0	0	0	0	0.0	0	0
2024	Packers	1	21	21.0	21	0	1	0	0	0.0	0	0
NFL TOTALS		37	876	23.7	66	0	1	0	0	0.0	0	0

SINGLE-GAME HIGHS: DEFENSIVE

Total Tackles 10 vs. Kansas City Chiefs, Dec 03, 2023
 9 vs. Pittsburgh Steelers, Sep 14, 2020
 ...1 more at 9.

Solo Tackles 8 at Chicago Bears, Nov 24, 2019
 7 vs. Pittsburgh Steelers, Sep 14, 2020
 3 at Minnesota Vikings, Dec 31, 2023
 2 at Pittsburgh Steelers, Nov 12, 2023

Passes Defensed 2 at Pittsburgh Steelers, Nov 12, 2023

Interceptions 1 at Minnesota Vikings, Dec 31, 2023

Special Teams Tackles 3 vs. Cleveland Browns, Dec 27, 2020
 3 vs. Washington Football Team, Oct 18, 2020

Special Teams Forced Fumbles 1 vs. Dallas Cowboys, Nov 13, 2022

SINGLE-GAME HIGHS: RETURNS

All-Purpose Yards 100 at Seattle Seahawks, Dec 13, 2020
 94 at Chicago Bears, Oct 03, 2021

Kickoff Returns 4 at Chicago Bears, Oct 03, 2021
 3 at Seattle Seahawks, Dec 13, 2020
 ...1 more at 3.

Kickoff Return Yards 100 at Seattle Seahawks, Dec 13, 2020
 94 at Chicago Bears, Oct 03, 2021

Longest Kickoff Return 66 at Seattle Seahawks, Dec 13, 2020
 52 vs. Minnesota Vikings, Oct 06, 2019

Kickoff Return Average 23.5 at Chicago Bears, Oct 03, 2021

Special Teams Tackles 3 vs. Cleveland Browns, Dec 27, 2020
 3 vs. Washington Football Team, Oct 18, 2020

2024 GXG REGULAR SEASON (PACKERS)

DATE	OPPONENT	P/S	TK	S	A	SK	YDS	INT	PD	FF	FR
09/06	at Eagles	P	0	0	0	0	0	0	0	0	0
09/15	Colts	P	0	0	0	0	0	0	0	0	0
09/22	at Titans	P	0	0	0	0	0	0	0	0	0
09/29	Vikings	S	2	2	0	0	0	0	0	0	0
10/06	at Rams	P	0	0	0	0	0	0	0	0	0
10/13	Cardinals	P	0	0	0	0	0	0	0	0	0
10/20	Texans	P	0	0	0	0	0	0	0	0	0
10/27	at Jaguars	INACTIVE/INJURY									
11/03	Lions	P	0	0	0	0	0	0	0	0	0
11/17	at Bears	P	0	0	0	0	0	0	0	0	0
11/24	49ers	P	0	0	0	0	0	0	0	0	0
11/28	Dolphins	P	0	0	0	0	0	0	0	0	0
12/05	at Lions	INACTIVE/INJURY									
12/15	at Seahawks	P	0	0	0	0	0	0	0	0	0
2024 TOTALS		12-1	2	2	0	0	0	0	0	0	0

CHRIS BROOKS

30

RUNNING BACK
BRIGHAM YOUNG

Second NFL Season | First Packers Season



Ht: 6-1 | Wt: 219 | Born: January 11, 2000 | NFL Games Played/Started: 21/0 | Acquired: FA-24

AT A GLANCE

- » Originally signed by the Miami Dolphins as an undrafted free agent on May 12, 2023. Played in nine games for the Dolphins as a rookie, recording 19 carries for 106 yards (5.6 avg.), and appeared in a postseason contest.
- » Spent four years at the University of California-Berkeley (2018-21) before spending one season at BYU (2022), where he registered 130 carries for 817 yards (6.3 avg.) and six TDs. His rushing average ranked No. 4 in single-season school history.

2024 SEASON: Has appeared in 12 games, seeing time on offense and special teams...Has rushed for 101 yards on 22 carries (4.6 avg.) and has 10 receptions for 67 yards (6.4 avg.)...Has posted one tackle on special teams...Was signed to the Packers' practice squad on Sept. 3 and then was signed to the active roster on Sept. 17...**At Tennessee (Sept. 22):** Played four snaps on offense and three on special teams in his Green Bay debut, carrying the ball three times for 3 yards (1.0 avg.)...**Vs. Minnesota (Sept. 29):** Appeared on six plays on special teams...**At L.A. Rams (Oct. 6):** Played eight snaps on special teams...**Vs. Arizona (Oct. 13):** Appeared on 10 plays on offense and four on special teams, posting a season-high 21 yards rushing on four carries (5.3 avg.), including an 11-yard run with just under two minutes remaining to close out the win...**Vs. Houston (Oct. 20):** Played eight snaps on offense and six on special teams...**At Jacksonville (Oct. 27):** Played 17 snaps on offense and 14 on special teams, rushing for 16 yards on four carries (4.0 avg.), highlighted by an 8-yard run up the middle to pick up a first down with under a minute remaining to help set up Brandon McManus' game-winning 24-yard FG as time expired. Added a tackle on special teams...**Vs. Detroit (Nov. 3):** Appeared on 17 snaps on offense and four on special teams, carrying the ball two times for 13 yards (6.5 avg.) while adding three catches for 28 yards (9.3 avg.)...**At Chicago (Nov. 17):** Played 10 snaps and caught two passes for 13 yards (6.5 avg.)...**Vs. San Francisco (Nov. 24):** Appeared on 25 offensive snaps, posting 11 rushing yards on four carries (2.8 avg.) while adding a 15-yard reception. Also played three snaps on special teams...**Vs. Miami (Nov. 28):** Played 15 snaps on offense, rushing for a season-high 28 yards on three carries (9.3) along with two receptions for 1 yard (0.5 avg.). Also appeared on eight plays on special teams...**At Detroit (Dec. 5):** Appeared on 14 snaps on offense and 15 on special teams, posting one carry for 3 yards (3.0 avg.)...**At Seattle (Dec. 15):** Played 16 snaps, posting a 6-yard carry and a 9-yard reception.

CHRIS BROOKS' NFL REGULAR-SEASON RUSHING/RECEIVING STATISTICS

DATE	TEAM	RUSHING						RECEIVING					
		GP	GS	NO.	YDS.	AVG.	LG	TD	NO.	YDS.	AVG.	LG	TD
2023	Dolphins	9	0	19	106	5.6	52	0	0	0	0.0	0	0
2024	Packers	12	0	22	101	4.6	18	0	10	67	6.7	15	0
NFL TOTALS		21	0	41	207	5.0	52	0	10	67	6.7	15	0

CHRIS BROOKS' NFL POSTSEASON RUSHING/RECEIVING STATISTICS

DATE	TEAM	RUSHING						RECEIVING					
		GP	GS	NO.	YDS.	AVG.	LG	TD	NO.	YDS.	AVG.	LG	TD
2023	Dolphins	1	0	0	0	0.0	0	0	0	0	0.0	0	0
NFL TOTALS		1	0	0	0	0.0	0	0	0	0	0.0	0	0

SINGLE-GAME HIGHS: RUSHING/RECEIVING

Rush Attempts	9 vs. Denver Broncos, Sep 24, 2023 6 vs. Carolina Panthers, Oct 15, 2023
Rushing Yards	66 vs. Denver Broncos, Sep 24, 2023 28 vs. Miami Dolphins, Nov 28, 2024 ...1 more at 28.
Rushing Average	7.3 vs. Denver Broncos, Sep 24, 2023
Longest Runs	52 vs. Denver Broncos, Sep 24, 2023 28 vs. Carolina Panthers, Oct 15, 2023
Receptions	3 vs. Detroit Lions, Nov 03, 2024 2 vs. Miami Dolphins, Nov 28, 2024 ...1 more at 2.

Receiving Yards	28 vs. Detroit Lions, Nov 03, 2024 15 vs. San Francisco 49ers, Nov 24, 2024
Receiving Average	9.3 vs. Detroit Lions, Nov 03, 2024
Longest Receptions	15 vs. San Francisco 49ers, Nov 24, 2024 13 vs. Detroit Lions, Nov 03, 2024
All-Purpose Yards	66 vs. Denver Broncos, Sep 24, 2023 41 vs. Detroit Lions, Nov 03, 2024
Scrimmage Yards	66 vs. Denver Broncos, Sep 24, 2023 41 vs. Detroit Lions, Nov 03, 2024

2024 GXG REGULAR SEASON (PACKERS)

			RUSHING				RECEIVING					
DATE	OPPONENT	P/S	NO.	YDS.	AVG.	LG	TD	NO.	YDS.	AVG.	LG	TD
09/06	at Eagles											
09/15	Colts											
09/22	at Titans	P	3	3	1.0	3	0	0	0	0.0	0	0
09/29	Vikings	P	0	0	0.0	0	0	0	0	0.0	0	0
10/06	at Rams	P	0	0	0.0	0	0	0	0	0.0	0	0
10/13	Cardinals	P	4	21	5.3	11	0	0	0	0.0	0	0
10/20	Texans	P	0	0	0.0	0	0	0	0	0.0	0	0
10/27	at Jaguars	P	4	16	4.0	8	0	1	1	1.0	1	0
11/03	Lions	P	2	13	6.5	9	0	3	28	9.3	13	0
11/17	at Bears	P	0	0	0.0	0	0	2	13	6.5	9	0
11/24	49ers	P	4	11	2.8	5	0	1	15	15.0	15	0
11/28	Dolphins	P	3	28	9.3	18	0	2	1	0.5	5	0
12/05	at Lions	P	1	3	3.0	3	0	0	0	0.0	0	0
12/15	at Seahawks	P	1	6	6.0	6	0	1	9	9.0	9	0
2024 TOTALS		12-0	22	101	4.6	18	0	10	67	6.7	15	0

KARL BROOKS

94

DEFENSIVE LINEMAN
BOWLING GREEN

Second NFL Season | Second Packers Season



Ht: 6-3 | Wt: 296 | Born: May 8, 2000 | NFL Games Played/Started: 31/0 | Acquired: D6a-23

AT A GLANCE

- » Became the first Packers rookie to register four-plus sacks (four) and multiple fumble recoveries (two) in a season since LB Clay Matthews in 2009 and was one of only two NFL rookies to accomplish that feat during the 2023 season, joining Buccaneers LB YaYa Diaby.
- » Became the first Green Bay rookie with two fumble recoveries in a season since CB Jaire Alexander in 2018.
- » Finished his Bowling Green career with 27½ career sacks to rank No. 3 all-time in program history.
- » Started all 52 games he played in over five seasons (2018-22) and served as a team captain for his final two seasons.
- » Selected first-team All-American by Pro Football Focus, honorable mention All-American by Pro Football Network and first-team All-MAC (PFF, PFN) in 2022 and earned third-team All-MAC honors and honorable mention All-MAC (PFF) in 2021.

2024 SEASON: Has played in all 14 games, recording 17 tackles (nine solo), 2.5 sacks, two tackles for a loss, five quarterback hits, a pass defended, a forced fumble and two fumble recoveries (tied for team lead)...On special teams, blocked a field goal...Is the only player in the NFL with multiple fumble recoveries, a forced fumble and a blocked kick...Is the first NFL player to record those stats in back-to-back seasons since Texans DL J.J. Watt (2013-14)...Dating back to 2000, is one of only two Packers (S Marques Anderson) to post multiple fumble recoveries in both of his first two NFL seasons...**At Philadelphia (Sept. 6):** Played 20 snaps on defense, recording a career-high four tackles (two solo). Also appeared on eight special teams snaps...**Vs. Indianapolis (Sept. 15):** Played 23 snaps on defense and three on special teams...**At Tennessee (Sept. 22):** Posted a solo tackle and a QB hit on 26 defensive snaps. Also played two special teams snaps...**Vs. Minnesota (Sept. 29):** Played 27 snaps on defense, recording two tackles (one solo)...**At L.A. Rams (Oct. 6):** Played 46 snaps on defense, posting two tackles (one solo), a career-high 1.5 sacks, a tackle for a loss and three QB hits. Recorded a full sack of QB Matthew Stafford for a loss of 8 yards on third-and-6, forcing the Rams to punt early in the fourth quarter. Split a sack of Stafford with DL Preston Smith for a loss of 7 yards on second-and-5 with 1:17 left to play, forcing the Rams to use their final timeout and into a third-and-long situation. Also saw action on two special teams plays...**Vs. Arizona (Oct. 13):** Appeared on 29 defensive snaps, posting a solo tackle, a forced fumble and a fumble recovery. Tackled QB Kyle Murray and forced him to fumble, recovering the ball at the Arizona 30 in the third quarter...**Vs. Houston (Oct. 20):** Played 22 snaps on defense and five on special teams...**At Jacksonville (Oct. 27):** Recorded two tackles (both assists) on 23 defensive snaps. Also saw action on five special teams snaps...**Vs. Detroit (Nov. 3):** Played 15 snaps on defense and eight on special teams...**At Chicago (Nov. 17):** Played 29 snaps on defense, recording two tackles (both solo). On special teams, blocked the Bears' game-winning field-goal attempt to seal the victory for Green Bay. Named the NFC Special Teams Player of the Week for Week 11...**Vs. San Francisco (Nov. 24):** Appeared on 20 defensive snaps, recording an assisted tackle and a fumble recovery. Recovered a fumble in the fourth quarter when CB Keisean Nixon knocked the ball loose from RB Christian McCaffrey. Also saw action on five special teams snaps...**Vs. Miami (Nov. 28):** Played 26 defensive snaps, recording a pass defended. Broke up a pass intended for WR Tyreek Hill on second-and-15. Also appeared on four special teams snaps...**At Detroit (Dec. 5):** Appeared on 25 defensive snaps, recording an assisted tackle when he helped DL Devonte Wyatt stop RB David Montgomery after a gain of only a yard to bring up third-and-long. Also played eight special teams snaps...**At Seattle (Dec. 15):** Played 27 snaps on defense and recorded a sack of QB Sam Howell for a loss of 6 yards in the fourth quarter. Also saw action on nine special teams snaps.

REGULAR-SEASON COMPARISON: DEFENSIVE - NEW ORLEANS SAINTS

DATE	OPP	W/L	GP/GS	TACKLES					SACK	YDS.	INT	TFL	PD	QBH	TD	MISC		
				TOT	SOLO	ASST	0.0	0.0								0.0	0.0	0.0
9/24/23	GB vs. NO	W	P	0	0	0	0	0.0	0.0	0	0	1	0	0	0	0	0	
TOTALS		1/0	1/0	0	0	0	0	0.0	0.0	0	0	1	0	0	0	0	0	

KARL BROOKS' NFL REGULAR-SEASON DEFENSIVE STATISTICS

YEAR	TEAM	GP	GS	TK	S	TACKLES					INTERCEPTIONS					ST			MISC												
						A	TFL	YDS	SK	YDS	QBH	NO	YDS	LG	TD	PD	FF	FR	TD	YDS	TK	S	A	FF	FR	S	A				
2023	Packers	17	0	20	12	8	6	34	4.0	31.0	5	0	0	0	4	1	2	0	0	0	0	0	0	0	0	0	0	0	0	0	0
2024	Packers	14	0	17	9	8	2	14	2.5	17.5	5	0	0	0	1	1	2	0	0	0	0	0	0	0	0	0	0	0	0	0	
NFL TOTALS		31	0	37	21	16	8	48	6.5	48.5	10	0	0	0	5	2	4	0	0	0	0	0	0	0	0	0	0	0	0	0	

KARL BROOKS' NFL POSTSEASON DEFENSIVE STATISTICS

YEAR	TEAM	GP	GS	TK	S	TACKLES					INTERCEPTIONS					ST			MISC											
						A	TFL	YDS	SK	YDS	QBH	NO	YDS	LG	TD	PD	FF	FR	TD	YDS	TK	S	A	FF	FR	S	A			
2023	Packers	2	0	3	0	3	0	0	0.0	0.0	1	0	0	0	0	0	0	0	0	0	0	0	0	0	0	0	0	0	0	0
NFL TOTALS		2	0	3	0	3	0	0	0.0	0.0	1	0	0	0	0	0	0	0	0	0	0	0	0	0	0	0	0	0	0	

SINGLE-GAME HIGHS: DEFENSIVE

Total Tackles	4 at Philadelphia Eagles, Sep 06, 2024	Passes Defensed	2 vs. Los Angeles Rams, Nov 05, 2023
	2 at Chicago Bears, Nov 17, 2024		1 vs. Detroit Lions, Sep 28, 2023
Solo Tackles	...10 more at 2.	Forced Fumbles	...1 more at 1.
	2 at Chicago Bears, Nov 17, 2024		1 vs. Arizona Cardinals, Oct 13, 2024
Sacks	2 at Philadelphia Eagles, Sep 06, 2024	Tackles For Loss	1 at Detroit Lions, Nov 23, 2023
	...3 more at 2.		2 vs. Chicago Bears, Jan 07, 2024
	1.5 at Los Angeles Rams, Oct 06, 2024		1 at Los Angeles Rams, Oct 06, 2024
	1.0 vs. Chicago Bears, Jan 07, 2024		...4 more at 1.
	...3 more at 1.0.		

2024 GXG REGULAR SEASON (PACKERS)

DATE OPPONENT	P/S	TK	S	A	SK	YDS	INT	PD	FF	FR
09/06 at Eagles	P	4	2	2	0.0	0.0	0	0	0	0
09/15 Colts	P	0	0	0	0.0	0.0	0	0	0	0
09/22 at Titans	P	1	1	0	0.0	0.0	0	0	0	0
09/29 Vikings	P	2	1	1	0.0	0.0	0	0	0	0
10/06 at Rams	P	2	1	1	1.5	11.5	0	0	0	0
10/13 Cardinals	P	1	1	0	0.0	0.0	0	0	1	1
10/20 Texans	P	0	0	0	0.0	0.0	0	0	0	0
10/27 at Jaguars	P	2	0	2	0.0	0.0	0	0	0	0
11/03 Lions	P	0	0	0	0.0	0.0	0	0	0	0
11/17 at Bears	P	2	2	0	0.0	0.0	0	0	0	0
11/24 49ers	P	1	0	1	0.0	0.0	0	0	0	1
11/28 Dolphins	P	0	0	0	0.0	0.0	0	1	0	0
12/05 at Lions	P	1	0	1	0.0	0.0	0	0	0	0
12/15 at Seahawks	P	1	1	0	1.0	6.0	0	0	0	0
2024 TOTALS	14-0	17	9	8	2.5	17.5	0	1	1	2

JAVON BULLARD

20 SAFETY GEORGIA

Rookie



Ht: 5-10 | Wt: 198 | Born: September 5, 2002 | NFL Games Played/Started: 13/10 | Acquired: D2b-24

AT A GLANCE

- » Appeared in 40 games with 22 starts at defensive back for the Bulldogs, finishing his career with 114 tackles (80 solo), eight tackles for a loss, 3½ sacks, four interceptions, 12 passes defended and a fumble recovery.
- » Earned second-team All-Southeastern Conference honors from *The Associated Press* in 2023 after ranking No. 3 on the team with a career-high 56 tackles (39 solo) while adding two INTs and seven passes defended.
- » Was named the Defensive MVP of the 2022 College Football Playoff national title game after posting two INTs and a fumble recovery against TCU.
- » Appeared in 14 contests with 10 starts in 2022, posting 46 tackles (33 solo), a career-high 3½ sacks, a career-best seven tackles for a loss, two INTs and five passes defended.
- » Was a part of Georgia defenses that finished in the top 10 in the nation in scoring defense (No. 5 in both 2022 and 2023) and total defense (No. 9 in both 2022 and 2023) in both of his final two seasons.
- » Selected by the Packers in the second round (No. 58 overall) of the 2024 NFL Draft, just the third defensive back drafted by Green Bay out of the University of Georgia (DB Darryl Jones, fourth round in 1984; CB Eric Stokes, first round in 2021).
- » Was a four-time all-region selection at Baldwin High School (Milledgeville, Ga.), recording a team-high 74 tackles, seven tackles for a loss, 10 passes defended and two sacks as a senior in 2020.

2024 SEASON: Has played in 13 games, making 10 starts and recording 69 tackles (46 solo), a tackle for a loss and a pass defended...Ranks No. 5 on the team in tackles...Is No. 5 on the team with five special teams tackles...Was inactive for one game (Week 15) due to an ankle injury...**At Philadelphia (Sept. 6):** Started and played all 76 snaps on defense in his NFL debut, finishing tied for the team lead with 11 tackles (seven solo). His 11 tackles were the most by a rookie defensive back in the NFL in a season opener since Dolphins CB Xavier Howard (11) in 2016. Also saw action on 15 special teams snaps. Became just the sixth rookie safety to start in Week 1 for the Packers since the 1970 merger and the first since S Darnell Savage at Chicago in 2019...**Vs. Indianapolis (Sept. 15):** Started and played 42 snaps on defense, posting five tackles (three solo) and his first career pass defended. Broke up a pass intended for TE Kyle Granson in the fourth quarter. Also appeared on 12 special teams snaps...**At Tennessee (Sept. 22):** Started and played 49 snaps on defense and 12 on special teams...**Vs. Minnesota (Sept. 29):** Started and played 57 snaps on defense, posting four tackles (two solo) and his first career tackle for a loss. Chased down RB Aaron Jones and tackled him from behind for a loss of 2 yards on a first-down play in the third quarter...**At L.A. Rams (Oct. 6):** Started and played 57 snaps on defense, recording seven tackles (four solo). Also posted a tackle on special teams on kickoff coverage...**Vs. Arizona (Oct. 13):** Started and played 54 snaps on defense, posting seven tackles (six solo). Also saw action on 10 special teams snaps and recorded a tackle on kickoff coverage...**Vs. Houston (Oct. 20):** Played 29 snaps on defense and 12 on special teams, recording four tackles (three solo) on defense...**At Jacksonville (Oct. 27):** Appeared on 49 defensive snaps, recording five tackles (three solo). Also played 15 snaps on special teams, posting a tackle on kickoff coverage...**Vs. Detroit (Nov. 3):** Started and played all 57 snaps on defense, recording four tackles (three solo). Also appeared on 12 special teams plays, posting a tackle on kickoff coverage in the third quarter...**At Chicago (Nov. 17):** Started and played 52 snaps on defense, recording eight tackles (six solo). Also saw action on eight special teams snaps...**Vs. San Francisco (Nov. 24):** Started and played 41 of 43 snaps on defense, finishing tied for the team lead with seven tackles (six solo). Tackled TE George Kittle short of the line to gain on third-and-15, forcing San Francisco to punt early in the second quarter. Also appeared on nine special teams snaps...**Vs. Miami (Nov. 28):** Started and played 66 snaps on defense, recording three tackles (two solo). Also played eight snaps on special teams, posting a tackle on kickoff coverage...**At Detroit (Dec. 5):** Played 30 snaps on defense and eight on special teams before sustaining an ankle injury in the fourth quarter that sidelined him for the remainder of the game. Recorded four tackles (one solo)...**At Seattle (Dec. 15):** Inactive (ankle).

JAVON BULLARD'S NFL REGULAR-SEASON DEFENSIVE STATISTICS

YEAR	TEAM	GP	TACKLES							INTERCEPTIONS							ST				MISC						
			GS	TK	S	A	TFL	YDS	SK	YDS	QBH	NO	YDS	LG	TD	PD	FF	FR	TD	YDS	TK	S	A	FF	FR	S	A
2024	Packers	13	10	69	46	23	1	2	0.0	0.0	0	0	0	0	0	1	0	0	0	0	5	4	1	0	0	0	0
NFL TOTALS		13	10	69	46	23	1	2	0.0	0.0	0	0	0	0	1	0	0	0	0	5	4	1	0	0	0	0	

SINGLE-GAME HIGHS: DEFENSIVE

Total Tackles 11 at Philadelphia Eagles, Sep 06, 2024
8 at Chicago Bears, Nov 17, 2024

Solo Tackles 7 at Philadelphia Eagles, Sep 06, 2024
6 vs. San Francisco 49ers, Nov 24, 2024
...2 more at 6.

Passes Defended 1 vs. Indianapolis Colts, Sep 15, 2024

Tackles For Loss 1 vs. Minnesota Vikings, Sep 29, 2024

Special Teams Tackles 1 vs. Miami Dolphins, Nov 28, 2024
1 vs. Detroit Lions, Nov 03, 2024
...3 more at 1.

2024 GXG REGULAR SEASON (PACKERS)

DATE OPPONENT	P/S	TK	S	A	SK	YDS	INT	PD	FF	FR
09/06 at Eagles	S	11	7	4	0.0	0.0	0	0	0	0
09/15 Colts	S	5	3	2	0.0	0.0	0	1	0	0
09/22 at Titans	S	0	0	0	0.0	0.0	0	0	0	0
09/29 Vikings	S	4	2	2	0.0	0.0	0	0	0	0
10/06 at Rams	S	7	4	3	0.0	0.0	0	0	0	0
10/13 Cardinals	S	7	6	1	0.0	0.0	0	0	0	0
10/20 Texans	P	4	3	1	0.0	0.0	0	0	0	0
10/27 at Jaguars	P	5	3	2	0.0	0.0	0	0	0	0
11/03 Lions	S	4	3	1	0.0	0.0	0	0	0	0
11/17 at Bears	S	8	6	2	0.0	0.0	0	0	0	0
11/24 49ers	S	7	6	1	0.0	0.0	0	0	0	0
11/28 Dolphins	S	3	2	1	0.0	0.0	0	0	0	0
12/05 at Lions	P	4	1	3	0.0	0.0	0	0	0	0
12/15 at Seahawks		INACTIVE/INJURY								
2024 TOTALS	13-10	69	46	23	0.0	0.0	0	1	0	0

KENNY CLARK

97

DEFENSIVE LINEMAN
UCLA

Ninth NFL Season | Ninth Packers Season



Ht: 6-3 | Wt: 314 | Born: October 4, 1995 | NFL Games Played/Started: 137/123 | Acquired: D1-16

AT A GLANCE

- Has earned three trips to the Pro Bowl (2019, 2021, 2023), joining Henry Jordan (1960-61, 1963, 1966) as the only Packers defensive tackles to make three-plus Pro Bowls.
- With 35 career sacks, passed LB Bryce Paup (32½) for No. 10 on Green Bay's all-time list (since 1982). Trails LB Tony Bennett (36) for the No. 9 spot on the list.
- Has five career postseason sacks, No. 4 in team history (since 1982) and No. 6 in the NFL from 2019-23.
- Has led or tied for the lead on the defensive line in tackles in seven of his eight years with the Packers.
- His 34 sacks from 2017-23 ranked No. 2 on the team over that span (LB Preston Smith, 41½) and his seven forced fumbles led the Packers.
- Earned third-team All-America honors from *The Associated Press* and first-team All-Pacific-12 recognition from the coaches and media as a junior at UCLA in 2015.

2024 SEASON: Has started all 14 contests, posting 32 tackles (18 solo), a sack, two fumble recoveries (ties career high from 2016 and 2018), four tackles for a loss, a pass defended and five QB hits, and ranks No. 2 on the team with 22 NextGenStat QB pressures (TruMedia)...With eight career fumble recoveries, is tied for No. 2 among defensive linemen since 2016 (Stathead.com)...**At Philadelphia (Sept. 6):** Led the defensive line with 56 snaps played, recording two tackles (one solo) and tied for the team lead with three NGS QB pressures...**Vs. Indianapolis (Sept. 15):** Played 35 defensive snaps, registering three tackles (two solo) and three NGS QB pressures (No. 2 on the team)...**At Tennessee (Sept. 22):** Saw action on 34 defensive snaps, recording a tackle (solo) and a NGS QB pressure...**Vs. Minnesota (Sept. 29):** Led the defensive line with 55 snaps played, posting a season-high four tackles (three solo), two of which were for no gain and one for a gain of a yard. Also posted two NGS QB pressures...**At L.A. Rams (Oct. 6):** Led the defensive line with 51 snaps played, recording two tackles (one solo), two QB hits and two NGS QB pressures. Both QB hits resulted in incompletions...**Vs. Arizona (Oct. 13):** Played 44 defensive snaps to lead the defensive line, registering a tackle (assist), two NGS QB pressures (tied for the team lead) and a fumble recovery when he beat the tackle to the inside to jump on QB Kyler Murray fumble at the Green Bay 21 that happened on a botched exchange with just under six minutes to play in the fourth quarter...**Vs. Houston (Oct. 20):** Led the defensive line with 47 snaps played, recording four tackles (two solo), two tackles for a loss and a NGS QB pressure when he beat the guard inside on a stunt and made QB C.J. Stroud side-step before he was sacked by LB Eric Wilson early in the third quarter. Both TFLs came on first downs and totaled a loss of 3 yards...**At Jacksonville (Oct. 27):** Played 35 defensive snaps and posted three tackles (one solo). Beat the left guard and chased down the line to combine with DL Lukas Van Ness to tackle RB Tank Bigsby for a loss of a yard...**Vs. Detroit (Nov. 3):** Led the defensive line with 37 snaps played, recording an NGS QB pressure when he pushed the guard straight back on the play where DL Arron Mosby and DL Rashan Gary came from each edge to sack QB Jared Goff...**At Chicago (Nov. 10):** Led the defensive line with 48 snaps played...**Vs. San Francisco (Nov. 24):** Played 23 defensive snaps, recording two tackles (both assists), a QB hit, two NGS QB pressures and recovered a fumble early in the fourth quarter at the San Francisco 16, setting up a TD by the Packers a few plays later to go up, 31-10...**Vs. Miami (Nov. 28):** Led the defensive line with 45 snaps played, registering a tackle (solo), a sack, a QB hit, a tackle for a loss and three NGS QB pressures. With just under five minutes to play in the game, beat the guard and used one hand to sack QB Tua Tagovailoa for a loss of 7 yards...**At Detroit (Dec. 5):** Led the defensive line with 52 snaps played and finished No. 4 on the team with a season-high eight tackles (five solo), a tackle for a loss and a NGS QB pressure. With Detroit on the GB 1 late in the second quarter, sliced through the line to the left and teamed with DL Rashan Gary to take down RB David Montgomery for a loss of a yard on third-and-goal...**At Seattle (Dec. 15):** Led the defensive line with 32 snaps played, recording a tackle (solo), a QB hit, a pass defended and a NGS QB pressure.

REGULAR-SEASON COMPARISON: DEFENSIVE - NEW ORLEANS SAINTS

DATE	OPP	W/L	GP/GS	TACKLES					INT	TFL	PD	QBH	TD	MISC		
				TOT	ASST	SACK	YDS.	SOLO						FF	FR	FR
10/22/17	GB vs. NO	L	S	8	2	6	0.0	0.0	0	0	0	1	0	0	0	0
9/12/21	GB @ NO	L	S	5	3	2	0.0	0.0	0	0	0	0	0	0	0	0
9/24/23	GB vs. NO	W	S	4	3	1	1.0	9.0	0	1	0	1	0	0	0	0
TOTALS		1/2	3/3	17	8	9	1.0	9.0	0	1	0	2	0	0	0	0

KENNY CLARK'S NFL REGULAR-SEASON DEFENSIVE STATISTICS

YEAR	TEAM	GP	GS	TK	S	A	TACKLES					INTERCEPTIONS								
							TFL	YDS	SK	YDS	QBH	NO	YDS	LG	TD	PD	FF	FR	TD	YDS
2016	Packers	16	2	33	14	19	1	1	0.0	0.0	2	0	0	0	0	2	0	2	0	2
2017	Packers	15	15	78	39	39	6	24	4.5	26.5	6	0	0	0	0	1	2	0	0	0
2018	Packers	13	13	73	46	27	11	48	6.0	43.0	9	0	0	0	0	3	1	2	0	0
2019	Packers	16	16	89	52	37	11	34	6.0	36.5	28	0	0	0	0	0	1	0	0	0
2020	Packers	13	13	42	28	14	3	14	2.0	12.0	6	0	0	0	0	0	0	0	0	0
2021	Packers	16	16	48	27	21	6	34	4.0	46.0	13	0	0	0	0	0	0	1	0	0
2022	Packers	17	17	53	27	26	5	17	4.0	24.0	10	0	0	0	0	0	1	1	0	0
2023	Packers	17	17	44	22	22	9	47	7.5	48.5	16	0	0	0	0	3	2	0	0	0
2024	Packers	14	14	32	18	14	4	11	1.0	7.0	5	0	0	0	0	1	0	2	0	0
NFL TOTALS		137	123	492	273	219	56	230	35.0	243.5	95	0	0	0	0	10	7	8	0	2

KENNY CLARK'S NFL POSTSEASON DEFENSIVE STATISTICS

YEAR	TEAM	TACKLES										INTERCEPTIONS									
		GP	GS	TK	S	A	TFL	YDS	SK	YDS	QBH	NO	YDS	LG	TD	PD	FF	FR	TD	YDS	
2016	Packers	3	0	9	5	4	1	2	0.0	0.0	0	0	0	0	0	0	0	0	0	0	
2019	Packers	2	2	7	5	2	1	2	1.0	2.0	3	0	0	0	0	0	0	0	0		
2020	Packers	2	2	11	6	5	2	11	2.5	15.5	3	0	0	0	0	0	0	0	0		
2021	Packers	1	1	6	4	2	1	6	1.0	6.0	2	0	0	0	0	0	0	0	0		
2023	Packers	2	2	7	4	3	1	1	0.5	3.5	2	0	0	0	0	0	0	0	0		
NFL TOTALS		10	7	40	24	16	6	22	5.0	27.0	10	0	0	0	0	0	0	0	0		

SINGLE-GAME HIGHS: DEFENSIVE

Total Tackles	10 at Washington Redskins, Sep 23, 2018 10 at Minnesota Vikings, Oct 15, 2017	Forced Fumbles	1 at Chicago Bears, Sep 10, 2023 1 vs. Minnesota Vikings, Jan 01, 2023 ...4 more at 1.
Solo Tackles	7 vs. Arizona Cardinals, Dec 02, 2018 7 at Washington Redskins, Sep 23, 2018 ...1 more at 7.	Fumble Recoveries	1 vs. Arizona Cardinals, Oct 13, 2024 1 vs. Minnesota Vikings, Jan 01, 2023 ...5 more at 1.
Sacks	2.0 vs. Tampa Bay Buccaneers, Dec 17, 2023 2.0 at Tampa Bay Buccaneers, Sep 25, 2022 ...4 more at 2.0.	Tackles For Loss	4 at Los Angeles Rams, Oct 28, 2018 3 vs. Chicago Bears, Dec 15, 2019 2 vs. New York Giants, Oct 09, 2016
Passes Defensed	1 at Seattle Seahawks, Dec 15, 2024 1 at Minnesota Vikings, Dec 31, 2023 ...8 more at 1.	Longest Opp Fumble Return	

2024 GXG REGULAR SEASON (PACKERS)

DATE	OPPONENT	P/S	TK	S	A	SK	YDS	INT	PD	FF	FR
09/06	at Eagles	S	2	1	1	0	0	0	0	0	0
09/15	Colts	S	3	2	1	0	0	0	0	0	0
09/22	at Titans	S	1	1	0	0	0	0	0	0	0
09/29	Vikings	S	4	3	1	0	0	0	0	0	0
10/06	at Rams	S	2	1	1	0	0	0	0	0	0
10/13	Cardinals	S	1	0	1	0	0	0	0	0	1
10/20	Texans	S	4	2	2	0	0	0	0	0	0
10/27	at Jaguars	S	3	1	2	0	0	0	0	0	0
11/03	Lions	S	0	0	0	0	0	0	0	0	0
11/17	at Bears	S	0	0	0	0	0	0	0	0	0
11/24	49ers	S	2	0	2	0	0	0	0	0	1
11/28	Dolphins	S	1	1	0	1	0	0	0	0	0
12/05	at Lions	S	8	5	3	0	0	0	0	0	0
12/15	at Seahawks	S	1	1	0	0	0	0	1	0	0
2024 TOTALS		14-14	32	18	14	1	0	1	0	2	

EDGERRIN COOPER

56

LINEBACKER
TEXAS A&M

Rookie



Ht: 6-2 | Wt: 229 | Born: November 17, 2001 | NFL Games Played/Started: 11/1 | Acquired: D2a-24

AT A GLANCE

- ▶ Saw action in 45 games with 21 starts in four seasons (2020-23) at Texas A&M, recording 205 tackles (111 solo), 30½ tackles for a loss, 8½ sacks, 17 QB hurries, two interceptions, eight passes defended, three forced fumbles and two fumble recoveries.
- ▶ Received first-team All-America honors from the Walter Camp Football Foundation, *The Associated Press* and the American Football Coaches Association to become a consensus All-America selection in 2023. Also earned first-team All-America accolades from The Athletic, ESPN and CBS Sports.
- ▶ Earned first-team All-SEC honors from the league's coaches in 2023 and was named the Defensive MVP at the annual team banquet.
- ▶ Played in 23 total games in 2021-22, making nine starts and finishing No. 4 on the team in tackles in each of those seasons with 58 in 2021 and 61 in 2022.
- ▶ Selected by the Packers with the first of two picks in the second round (No. 45 overall) of the 2024 NFL Draft, becoming just the second Texas A&M linebacker to be drafted by Green Bay (Johnny Holland, second round, No. 41 overall, 1987).
- ▶ Was a three-year letterwinner at Covington (La.) High School, where he played running back and linebacker.

2024 SEASON: Has played in 11 games with one start, recording 52 tackles (31 solo), 3.5 sacks, seven tackles for a loss, six quarterback hits, four passes defended, and interception, a forced fumble and a fumble recovery... Is the only rookie in the NFL this season with three-plus sacks, an INT, a fumble recovery and a forced fumble... Became the first rookie linebacker to hit those marks in a season since Ravens LB Patrick Queen in 2020... Joins LB A.J. Hawk (2006) as the only Green Bay rookie to accomplish that feat since 2000... Ranks No. 6 on the team in tackles, No. 4 in sacks and tied for No. 2 in tackles for a loss... Is No. 2 on the team in special teams tackles with seven... Was inactive for three games (Week 12-14) with a hamstring injury... **At Philadelphia (Sept. 6):** Made his NFL debut, playing 11 snaps on defense and recording three tackles (two solo) and a pass defended. Broke up a pass intended for WR A.J. Brown on the first play of the fourth quarter. Also saw action on seven special teams snaps and made a tackle on kickoff coverage that pinned Philadelphia inside its own 20... **Vs. Indianapolis (Sept. 15):** Appeared on seven defensive snaps, recording a solo tackle. Also played five snaps on special teams... **At Tennessee (Sept. 22):** Played 18 snaps on defense, recording three tackles (all assists), a QB hit and his first career shared sack. Combined with DL Kingsley Enagbare to sack QB Will Levis for a loss of 11 yards on third-and-long, forcing Tennessee to punt in the fourth quarter. Also played six snaps on special teams, recording a tackle on kickoff coverage... **Vs. Minnesota (Sept. 29):** Recorded his first career tackle for a loss and fumble recovery and posted four tackles (all solo) on 21 defensive snaps. In the fourth quarter, recovered QB Sam Darnold's fumble that was forced by CB Kéisean Nixon and returned it 4 yards to set up the Packers' offense to score two plays later, making it a one-score game with 10:16 left. On Minnesota's next drive, tackle Darnold for a loss of 5 yards and helped hold the Vikings to just a field goal. Also saw action on five special teams plays... **At L.A. Rams (Oct. 6):** Played 30 snaps on defense, recording five tackles (three solo), his first career full sack, a tackle for a loss and two QB hits. Sacked QB Matthew Stafford for a loss of 9 yards on third-and-long in the second quarter, forcing the Rams to punt. Pressured Stafford on the Rams' final offensive play of the game, a pass on fourth-and-5 that fell incomplete and forced a turnover on downs to seal the game... **Vs. Arizona (Oct. 13):** Recorded a career-high seven tackles (five solo) on 38 defensive snaps. Also played seven snaps on special teams, posting a tackle on kickoff coverage... **Vs. Houston (Oct. 20):** Played 41 snaps on defense, recording three tackles (two solo) and a career-high two tackles for a loss. Tackled RB Joe Mixon for a loss on back-to-back plays on the Texans' final drive of the game to help hold Houston to a field goal. Also saw action on four special teams plays... **At Jacksonville (Oct. 27):** Made his first career start with LB Quay Walker (concussion) sidelined, playing 34 defensive snaps and recording a career-best eight tackles (three solo), a sack, a tackle for a loss, a QB hit, a pass defended and his first career forced fumble. Became the first Green Bay rookie since 2000 to post eight-plus tackles, a sack, a forced fumble and a pass defended in a game. In the fourth quarter, forced QB Trevor Lawrence to fumble when he sacked him, and the ball was recovered by DL Devonte Wyatt at the Jacksonville 5, leading to a Green Bay touchdown two plays later. On the Jaguars' next series, broke up a pass intended for WR Christian Kirk on third-and-long and Jacksonville had to punt. Also saw action on seven special teams plays, recording a tackle on kickoff coverage... Earned NFC Defensive Player of the Week for Week 8 for his performance at Jacksonville... **Vs. Detroit (Nov. 3):** Played 38 snaps on defense, recording six tackles (three solo). Also saw action on eight special teams plays... **At Chicago (Nov. 17):** Played 51 snaps on defense, recording seven tackles (four solo). Also appeared on eight special teams snaps, recording a tackle on kickoff coverage... **Vs. San Francisco (Nov. 24):** Inactive (hamstring)... **Vs. Miami (Nov. 28):** Inactive (hamstring)... **At Detroit (Dec. 5):** Inactive (hamstring)... **At Seattle (Dec. 15):** Played 34 snaps on defense, recording five tackles (four solo), a sack, two tackles for a loss, two QB hits, a career-high two passes defended and his first career INT. Became the first Green Bay rookie with a sack and an INT in a game since DL Esera Tualo on Oct. 27, 1991. Joined LB Clay Matthews (Nov. 7, 2010, vs. Dallas) as the only Packers since 2000 to post a sack, an INT, two passes defended and two tackles for a loss in a game, and is the only NFL player to hit those four marks in a game this season. Sacked QB Geno Smith for a loss of 9 yards on third down, forcing the Seahawks to punt on their first possession of the game. In the fourth quarter, broke up a pass intended for WR Jaxon Smith-Njigba and made his first career pick on a pass intended for TE Noah Fant, returning it 22 yards. Also posted a tackle for a loss on the final play of the game, tackling RB George Holani for a loss of a yard. Appeared on eight special teams snaps, recording a career-high two tackles on kickoff coverage.

EDGERRIN COOPER'S NFL REGULAR-SEASON DEFENSIVE STATISTICS

YEAR	TEAM	GP	TACKLES							INTERCEPTIONS										ST				MISC			
			GS	TK	S	A	TFL	YDS	SK	YDS	QBH	NO	YDS	LG	TD	PD	FF	FR	TD	YDS	TK	S	A	FF	FR	S	A
2024	Packers	11	1	52	31	21	7	38	3.5	32.5	6	1	22	22	0	4	1	1	0	4	7	6	1	0	0	0	0
NFL TOTALS		11	1	52	31	21	7	38	3.5	32.5	6	1	22	22	0	4	1	1	0	4	7	6	1	0	0	0	0

SINGLE-GAME HIGHS: DEFENSIVE

Total Tackles 8 at Jacksonville Jaguars, Oct 27, 2024
 7 at Chicago Bears, Nov 17, 2024
 ...1 more at 7.

Solo Tackles 5 vs. Arizona Cardinals, Oct 13, 2024
 4 at Seattle Seahawks, Dec 15, 2024
 ...2 more at 4.

Sacks 1.0 at Seattle Seahawks, Dec 15, 2024
 1.0 at Jacksonville Jaguars, Oct 27, 2024
 ...1 more at 1.0.

Passes Defensed 2 at Seattle Seahawks, Dec 15, 2024
 1 at Jacksonville Jaguars, Oct 27, 2024
 ...1 more at 1.

Forced Fumbles 1 at Jacksonville Jaguars, Oct 27, 2024

Fumble Recoveries 1 vs. Minnesota Vikings, Sep 29, 2024
 2 at Seattle Seahawks, Dec 15, 2024
 2 vs. Houston Texans, Oct 20, 2024

Tackles For Loss 1 at Seattle Seahawks, Dec 15, 2024
 2 at Seattle Seahawks, Dec 15, 2024
 1 at Chicago Bears, Nov 17, 2024
 ...4 more at 1.

Interceptions

Special Teams Tackles

2024 GXG REGULAR SEASON (PACKERS)

DATE	OPPONENT	P/S	TK	S	A	SK	YDS	INT	PD	FF	FR	
09/06	at Eagles	P	3	2	1	0.0	0.0	0	1	0	0	
09/15	Colts	P	1	1	0	0.0	0.0	0	0	0	0	
09/22	at Titans	P	3	0	3	0.5	5.5	0	0	0	0	
09/29	Vikings	P	4	4	0	0.0	0.0	0	0	0	1	
10/06	at Rams	P	5	3	2	1.0	9.0	0	0	0	0	
10/13	Cardinals	P	7	5	2	0.0	0.0	0	0	0	0	
10/20	Texans	P	3	2	1	0.0	0.0	0	0	0	0	
10/27	at Jaguars	S	8	3	5	1.0	9.0	0	1	1	0	
11/03	Lions	P	6	3	3	0.0	0.0	0	0	0	0	
11/17	at Bears	P	7	4	3	0.0	0.0	0	0	0	0	
11/24	49ers											
11/28	Dolphins											
12/05	at Lions											
12/15	at Seahawks	P	5	4	1	1.0	9.0	1	2	0	0	
2024 TOTALS			11-1	52	31	21	3.5	32.5	1	4	1	1

BRENTON COX JR.

57

DEFENSIVE LINEMAN
FLORIDA

Second NFL Season | Second Packers Season



Ht: 6-4 | Wt: 250 | Born: January 30, 2000 | NFL Games Played/Started: 9/0 | Acquired: FA-23

AT A GLANCE

- » Was active for five games, playing in four contests, and was inactive (healthy scratch) for the other 12 regular-season games as a rookie in 2023.
- » Originally signed by Green Bay as an undrafted free agent on May 5, 2023.
- » Spent one season at Georgia (2018) and three seasons at Florida (2020-22).
- » Appeared in 46 games with 34 starts during his collegiate career.
- » Registered 137 tackles (69 solo), 34 tackles for a loss, 15½ sacks, 40 QB hurries, 10 passes defended, a forced fumble and a fumble recovery.
- » Earned second-team All-SEC honors from *The Associated Press* after posting 41 tackles (21 solo), 9½ tackles for a loss, four sacks and a team-high 18 QB hurries in his first season at Florida (2020).

2024 SEASON: Has played in five games, recording 10 tackles (six solo), three sacks, four tackles for a loss, four quarterback hits and a forced fumble...Was inactive (healthy scratch) for the first nine games...**At Chicago (Nov. 17):** Made his season debut, playing a career-high 22 snaps on defense and recording a career-best three tackles (two solo), his first career sack, two tackles for a loss and two QB hits. Posted his first career tackle and tackle for a loss when he dropped RB D'Andre Swift for a loss of 3 yards on second-and-7 in the first quarter. Picked up his first career sack when he took down QB Caleb Williams for a loss of 10 yards on second down to force third-and-20. Also saw action on two special teams snaps...**Vs. San Francisco (Nov. 24):** Played 22 snaps on defense, recording an assisted tackle and his first career forced fumble. On the final snap of the game, helped DL Colby Wooden tackle RB Jordan Mason and forced him to fumble. Also appeared on three special teams snaps...**Vs. Miami (Nov. 28):** Played 20 snaps on defense, recording two tackles (one solo), a sack, a tackle for a loss and a QB hit. Sacked QB Tua Tagovailoa for a loss of 5 yards on the second-to-last play of the game to bring up third-and-long. Also appeared on six special teams snaps...**At Detroit (Dec. 5):** Played 21 snaps on defense and eight on special teams, recording two tackles (one solo) on defense...**At Seattle (Dec. 15):** Appeared on 20 defensive snaps, recording two tackles (both solo), a sack, a tackle for a loss and a QB hit. Sacked QB Sam Howell for a loss of 7 yards on third-and-7, forcing Seattle to punt. Became the first Packer with three-plus sacks in his first nine NFL games since DE Datone Jones in 2013. Also played 10 snaps on special teams.

REGULAR-SEASON COMPARISON: DEFENSIVE - NEW ORLEANS SAINTS

DATE	OPP	W/L	GP/GS	TACKLES							INT	TFL	PD	QBH	TD	MISC	
				TOT	SOLO	ASST	SACK	YDS.	FF	FR							
9/24/23	GB vs. NO	W	P	0	0	0	0	0	0.0	0.0	0	0	0	0	0	0	0
TOTALS		1/0	1/0	0	0	0	0	0	0.0	0.0	0	0	0	0	0	0	0

BRENTON COX JR.'S NFL REGULAR-SEASON DEFENSIVE STATISTICS

YEAR	TEAM	GP	GS	TACKLES							INTERCEPTIONS							ST			MISC						
				TK	S	A	TFL	YDS	SK	YDS	QBH	NO	YDS	LG	TD	PD	FF	FR	TD	YDS	TK	S	A	FF	FR	S	A
2023	Packers	4	0	0	0	0	0	0	0.0	0.0	0	0	0	0	0	0	0	0	0	0	0	0	0	0	0	0	0
2024	Packers	5	0	10	6	4	4	25	3.0	22.0	4	0	0	0	0	1	0	0	0	0	0	0	0	0	0	0	0
NFL TOTALS		9	0	10	6	4	4	25	3.0	22.0	4	0	0	0	0	1	0	0	0	0	0	0	0	0	0	0	0

2024 GXG REGULAR SEASON (PACKERS)

DATE	OPPONENT	P/S	TK	S	A	SK	YDS	INT	PD	FF	FR
09/06	at Eagles										
09/15	Colts										
09/22	at Titans										
09/29	Vikings										
10/06	at Rams										
10/13	Cardinals										
10/20	Texans										
10/27	at Jaguars										
11/03	Lions										
11/17	at Bears	P	3	2	1	1.0	10.0	0	0	0	0
11/24	49ers	P	1	0	1	0.0	0.0	0	0	1	0
11/28	Dolphins	P	2	1	1	1.0	5.0	0	0	0	0
12/05	at Lions	P	2	1	1	0.0	0.0	0	0	0	0
12/15	at Seahawks	P	2	2	0	1.0	7.0	0	0	0	0
2024 TOTALS		5-0	10	6	4	3.0	22.0	0	0	1	0

TYLER DAVIS

84

TIGHT END
GEORGIA TECH

Fifth NFL Season | Fourth Packers Season



Ht: 6-4 | Wt: 252 | Born: April 2, 1997 | NFL Games Played/Started: 39/1 | Acquired: FA-21 (PS-Ind.)

AT A GLANCE

- » Played in all 17 games with one start in 2022, appearing on a team-high 342 plays on special teams and ranking No. 4 on the club with a career-high 10 tackles on special teams.
- » Appeared in 14 games for the Packers in 2021, recording four catches for 35 yards (8.8 avg.) along with five tackles on special teams.
- » Ranked No. 1 on the Packers in 2021-22 with 15 tackles on special teams over those two seasons.
- » Played in eight games as a rookie for the Jacksonville Jaguars in 2020, seeing time primarily on special teams.
- » Appeared in 48 games with 26 starts during his collegiate career (Connecticut, 2016-18; Georgia Tech, 2019), posting 64 catches for 648 yards (10.1 avg.) and eight TDs.
- » Posted six TD receptions as a junior at Connecticut in 2018, tied for the second most in a season in school history by a tight end.

2024 SEASON: Placed on injured reserve on Aug. 27.

TYLER DAVIS' NFL REGULAR-SEASON RECEIVING STATISTICS

DATE	TEAM	GP	GS	RECEIVING				TD
				NO.	YDS.	AVG.	LG	
2020	Jaguars	8	0	0	0	0.0	0	0
2021	Packers	14	0	4	35	8.8	22	0
2022	Packers	17	1	4	26	6.5	23	0
NFL TOTALS		39	1	8	61	7.6	23	0

TYLER DAVIS' NFL POSTSEASON RECEIVING STATISTICS

DATE	TEAM	GP	GS	RECEIVING				TD
				NO.	YDS.	AVG.	LG	
2021	Packers	1	0	0	0	0.0	0	0
NFL TOTALS		1	0	0	0	0.0	0	0

SINGLE-GAME HIGHS: RECEIVING

Receptions 2 at Tampa Bay Buccaneers, Sep 25, 2022
2 vs. Minnesota Vikings, Jan 02, 2022

Receiving Yards 26 at Tampa Bay Buccaneers, Sep 25, 2022
22 at Baltimore Ravens, Dec 19, 2021

Longest Receptions 23 at Tampa Bay Buccaneers, Sep 25, 2022
22 at Baltimore Ravens, Dec 19, 2021


Special Teams Tackles 2 vs. Minnesota Vikings, Jan 01, 2023
2 vs. Los Angeles Rams, Dec 19, 2022
...1 more at 2.

ANDRE DILLARD

73

TACKLE
WASHINGTON STATE

Sixth NFL Season | First Packers Season



Ht: 6-5 | Wt: 315 | Born: October 3, 1995 | NFL Games Played/Started: 68/19 | Acquired: FA-24

AT A GLANCE

- » Appeared in 16 games with a career-high 10 starts for the Tennessee Titans in 2023, with all 10 starts coming at left tackle.
- » Played in 59 games with 19 starts (18 at LT, one at RT) from 2019-23, spending his first four seasons in the NFL with the Philadelphia Eagles (2019-22).
- » Was selected by the Eagles in the first round (No. 22 overall) of the 2019 NFL Draft, becoming the first-ever Washington State offensive lineman to be drafted in the first round.
- » Earned first-team All-Pacific-12 honors as a senior in 2018 and was part of a line that helped the Cougars rank No. 8 in the nation in sacks allowed (13.0 in 13 games).
- » Helped Washington State rank in the top three in the country in passing yards in each of his final three seasons (No. 1 in 2018, No. 2 in 2017, No. 3 in 2016) as the Cougars ranked No. 1 in the nation in passing yards from 2016-18.

2024 SEASON: Has appeared in nine games, seeing action on offense and special teams...Dressed, but did not play in two contests and was inactive (healthy scratch) for three games...**At Philadelphia (Sept. 6):** Dressed, but did not see any action...**Vs. Indianapolis (Sept. 15):** Inactive (healthy scratch)...**At Tennessee (Sept. 22):** Appeared on seven plays on special teams in his Green Bay debut...**Vs. Minnesota (Sept. 29):** Played five snaps on special teams...**At L.A. Rams (Oct. 6):** Appeared on four snaps on special teams...**Vs. Arizona (Oct. 13):** Inactive (healthy scratch)...**Vs. Houston (Oct. 20):** Played three snaps on special teams...**At Jacksonville (Oct. 27):** Inactive (healthy scratch)...**Vs. Detroit (Nov. 3):** Was active, but did not see any action...**At Chicago (Nov. 17):** Appeared on two snaps on special teams...**Vs. San Francisco (Nov. 24):** Saw his first action of the season on offense, taking over at RT for Zach Tom for the final four offensive snaps with the Packers holding a 38-10 lead. Also appeared on six snaps on special teams...**Vs. Miami (Nov. 28):** Appeared on six plays on special teams...**At Detroit (Dec. 5):** Played five snaps on special teams...**At Seattle (Dec. 15):** Appeared on six plays on special teams.

ANDRE DILLARD'S NFL REGULAR-SEASON STATISTICS

DATE	TEAM	GP	GS
2019	Eagles	16	4
2021	Eagles	15	5
2022	Eagles	12	0
2023	Titans	16	10
2024	Packers	9	0
NFL TOTALS		68	19

ANDRE DILLARD'S NFL POSTSEASON STATISTICS

DATE	TEAM	GP	GS
2019	Eagles	1	0
2021	Eagles	1	0
2022	Eagles	3	0
NFL TOTALS		5	0

AJ DILLON 28

RUNNING BACK
BOSTON COLLEGE

Fifth NFL Season | Fifth Packers Season



Ht: 6-0 | Wt: 247 | Born: May 2, 1998 | NFL Games Played/Started: 60/11 | Acquired: D2-20

AT A GLANCE

- » Ranked No. 2 on the team with 2,928 yards from scrimmage over the last three seasons (2021-23).
- » Was one of only two running backs in the league (Steelers RB Najee Harris) to rush for 750-plus yards and play in all 17 games in both 2021 and 2022.
- » Led the team with a career-best seven rushing TDs in 2022 despite starting only three games, the most rushing TDs by a Green Bay player with three or fewer starts since RB Vince Workman in 1991 (seven rushing TDs, zero starts).
- » Posted at least one rushing TD in five straight games in 2022 (Weeks 12-13, 15-17), tied for the fourth-longest streak in franchise history.
- » Posted a career-best 124 yards rushing and a career-high two TDs on 21 carries (5.9 avg.) in 2020 vs. Tennessee in Week 16, becoming the first rookie in franchise history to rush for 120-plus yards and two TDs in a game.
- » Was a three-time All-Atlantic Coast Conference first-team selection and finished his career as Boston College's all-time leader in rushing yards (4,238), rushing touchdowns (38) and all-purpose yards (4,618).

2024 SEASON: Placed on injured reserve on Aug. 27.

AJ DILLON'S NFL REGULAR-SEASON RUSHING/RECEIVING STATISTICS

DATE	TEAM	GP	GS	RUSHING					RECEIVING				
				NO.	YDS.	AVG.	LG	TD	NO.	YDS.	AVG.	LG	TD
2020	Packers	11	0	46	242	5.3	30t	2	2	21	10.5	16	0
2021	Packers	17	2	187	803	4.3	36	5	34	313	9.2	50	2
2022	Packers	17	3	186	770	4.1	27	7	28	206	7.4	17	0
2023	Packers	15	6	178	613	3.4	40	2	22	223	10.1	35	0
NFL TOTALS		60	11	597	2,428	4.1	40	16	86	763	8.9	50	2

AJ DILLON'S NFL POSTSEASON RUSHING/RECEIVING STATISTICS

DATE	TEAM	GP	GS	RUSHING					RECEIVING				
				NO.	YDS.	AVG.	LG	TD	NO.	YDS.	AVG.	LG	TD
2020	Packers	2	0	9	44	4.9	9	0	1	13	13.0	13	0
2021	Packers	1	0	7	25	3.6	6t	1	0	0	0.0	0	0
NFL TOTALS		3	0	16	69	4.3	9	1	1	13	13.0	13	0

SINGLE-GAME HIGHS: RUSHING/RECEIVING

Rush Attempts	21 vs. Seattle Seahawks, Nov 14, 2021 21 vs. Tennessee Titans, Dec 27, 2020	Receiving Yards	62 vs. Seattle Seahawks, Nov 14, 2021 49 at Cincinnati Bengals, Oct 10, 2021
Rushing Yards	124 vs. Tennessee Titans, Dec 27, 2020 93 at Chicago Bears, Dec 04, 2022	Receiving Average	12.7 at Detroit Lions, Nov 23, 2023 12.3 at Cincinnati Bengals, Oct 10, 2021
Rushing Average	8.0 at Philadelphia Eagles, Nov 27, 2022 7.8 at Pittsburgh Steelers, Nov 12, 2023	Longest Receptions	50 vs. Seattle Seahawks, Nov 14, 2021 35 at New York Giants, Dec 11, 2023
Longest Runs	40 at Pittsburgh Steelers, Nov 12, 2023 36 at Chicago Bears, Oct 17, 2021	Receiving TDs	1 vs. Los Angeles Rams, Nov 28, 2021 1 at Cincinnati Bengals, Oct 10, 2021
Rushing TDs	2 vs. Los Angeles Rams, Dec 19, 2022 2 vs. Minnesota Vikings, Jan 02, 2022 ...2 more at 2.	Most TDs	2 vs. Los Angeles Rams, Dec 19, 2022 2 vs. Minnesota Vikings, Jan 02, 2022 ...2 more at 2.
Receptions	6 at Minnesota Vikings, Nov 21, 2021 5 vs. Minnesota Vikings, Oct 29, 2023 ...2 more at 5.	Scrimmage Yards	129 vs. Tennessee Titans, Dec 27, 2020 128 vs. Seattle Seahawks, Nov 14, 2021

ROMEO DOUBS

87

WIDE RECEIVER
NEVADA

Third NFL Season | Third Packers Season



Ht: 6-2 | Wt: 204 | Born: April 13, 2000 | NFL Games Played/Started: 41/33 | Acquired: D4a-22

AT A GLANCE

- » Last name is pronounced DOBBSS.
- » Is one of only three players in team history to post 100-plus catches, 1,000-plus receiving yards and 10-plus receiving TDs in his first two NFL seasons, joining WRs James Lofton (1978-79) and Sterling Sharpe (1988-89). Was the only player selected in the 2022 NFL Draft to hit those marks in the last two seasons.
- » Is one of only four players in team history to post three-plus receiving TDs in each of his first three NFL seasons (Don Hutson, Lofton, Greg Jennings).
- » Was tied for the team lead and tied for No. 8 in the NFL with eight receiving TDs in 2023, including seven receiving TDs in the red zone (No. 4 in the league).
- » Played in 13 games with seven starts as a rookie in 2022 and ranked No. 4 on the team with 42 catches for 425 yards (10.1 avg.) and three TDs (No. 4 on the team).
- » Posted 26 catches in the first six games in 2022, the most in franchise history by a rookie in the team's opening six contests.
- » Earned first-team All-Mountain West honors as a senior at Nevada in 2021 after tying for the conference lead with 11 receiving TDs and ranking No. 2 in receiving yards per game (100.8).

2024 SEASON: Has appeared in 11 games with 10 starts and ranks No. 3 on the team with 37 receptions for 523 yards (14.1 avg.) and four TDs (tied for No. 3 on the team), with 27 of his catches going for first downs (73.0 pct.)...Was inactive for two games due to a concussion (Weeks 13-14)...Was placed on reserve/suspended by the club on Oct. 5 and did not play in Week 5 at the L.A. Rams...**At Philadelphia (Sept. 6):** Started and played 58 of 67 snaps, tying for the team lead with four receptions for 50 yards (12.5 avg.)...**Vs. Indianapolis (Sept. 15):** Started and played 55 of 70 snaps, pacing the team with 62 receiving yards on three catches (20.7 avg.), highlighted by a 39-yard grab on third down over CB Jaylon Jones early in the fourth quarter down to the Indianapolis 16...**At Tennessee (Sept. 22):** Started and played 46 of 63 snaps, posting an 18-yard reception...**Vs. Minnesota (Sept. 29):** Started and played 65 of 76 snaps, hauling in four passes for 39 yards (9.8 avg.)...**Vs. Arizona (Oct. 13):** Played 54 of 73 snaps, catching three passes for 49 yards (16.3 avg.) and two TDs to match his career high (at Chicago on Sept. 10, 2023). Hauled in a 10-yard TD catch early in the second quarter and added another late in the third quarter when he made a 20-yard grab...**Vs. Houston (Oct. 20):** Started and played 48 of 58 snaps, leading the team with a season-high eight catches for a season-best 94 yards (11.8 avg.). Posted a career-high six receiving first downs, including a pair of key catches (12, 6 yards) on Green Bay's game-winning drive...**At Jacksonville (Oct. 27):** Started and played 59 of 70 snaps, hauling in three passes for 72 yards (24.0 avg.) with a career-high three explosive catches (29, 25, 18)...**Vs. Detroit (Nov. 3):** Started and played 54 of 65 snaps, catching four passes for 28 yards (7.0 avg.)...**At Chicago (Nov. 17):** Started and played 36 of 46 snaps, hauling in a 17-yard pass on Green Bay's opening drive...**Vs. San Francisco (Nov. 24):** Started and played 37 snaps, leading the team with 54 receiving yards on three receptions (18.0 avg.), with all three of his catches coming on third down to pick up a first down. Sustained a concussion in the third quarter and did not return...**Vs. Miami (Nov. 28):** Inactive (concussion)...**At Detroit (Dec. 5):** Inactive (concussion)...**At Seattle (Dec. 15):** Started and played 48 of 64 snaps, hauling in three passes for 40 yards (13.3 avg.) and two TDs, matching his single-game career high for TD grabs. Scored on a 13-yard catch late in the first quarter, breaking several tackles on his way to the end zone, and caught a 22-yarder in the back of the end zone with 4:59 remaining in the game on third down to give Green Bay a 30-13 lead.

REGULAR-SEASON COMPARISON: RECEIVING - NEW ORLEANS SAINTS

DATE	OPP	W/L	GP/GS	REC	YDS.	AVG.	TD	LG	TGTS	YAC
9/24/23	GB vs. NO	W	1/1	5	73	14.6	1	30	12	9
TOTALS		1/0	1/1	5	73	14.6	1	30	12	9

ROMEO DOUBS' NFL REGULAR-SEASON RUSHING/RECEIVING STATISTICS

DATE	TEAM	GP	GS	RECEIVING				RUSHING					
				NO.	YDS.	AVG.	LG	TD	NO.	YDS.	AVG.	LG	TD
2022	Packers	13	7	42	425	10.1	26	3	1	11	11.0	11	0
2023	Packers	17	16	59	674	11.4	36	8	0	0	0.0	0	0
2024	Packers	11	10	37	523	14.1	39	4	0	0	0.0	0	0
NFL TOTALS		41	33	138	1,622	11.8	39	15	1	11	11.0	11	0

ROMEO DOUBS' NFL POSTSEASON RUSHING/RECEIVING STATISTICS

DATE	TEAM	GP	GS	RECEIVING				RUSHING					
				NO.	YDS.	AVG.	LG	TD	NO.	YDS.	AVG.	LG	TD
2023	Packers	2	2	10	234	23.4	46	1	0	0	0.0	0	0
NFL TOTALS		2	2	10	234	23.4	46	1	0	0	0.0	0	0

SINGLE-GAME HIGHS: RECEIVING

Receptions	9 vs. Detroit Lions, Sep 28, 2023	Longest Receptions	39 vs. Indianapolis Colts, Sep 15, 2024
	8 vs. Houston Texans, Oct 20, 2024		36 at Carolina Panthers, Dec 24, 2023
Receiving Yards	95 vs. Detroit Lions, Sep 28, 2023	Receiving TDs	2 at Seattle Seahawks, Dec 15, 2024
	94 vs. Houston Texans, Oct 20, 2024		2 vs. Arizona Cardinals, Oct 13, 2024
Receiving Average	24.0 at Jacksonville Jaguars, Oct 27, 2024	Scrimmage Yards	95 vs. Detroit Lions, Sep 28, 2023
	20.7 vs. Indianapolis Colts, Sep 15, 2024		94 vs. Houston Texans, Oct 20, 2024

2024 GXG REGULAR SEASON (PACKERS)

DATE	OPPONENT	P/S	RECEIVING					RUSHING				
			NO.	YDS.	AVG.	LG	TD	NO.	YDS.	AVG.	LG	TD
09/06	at Eagles	S	4	50	12.5	19	0	0	0	0.0	0	0
09/15	Colts	S	3	62	20.7	39	0	0	0	0.0	0	0
09/22	at Titans	S	1	18	18.0	18	0	0	0	0.0	0	0
09/29	Vikings	S	4	39	9.8	20	0	0	0	0.0	0	0
10/06	at Rams											
10/13	Cardinals	P	3	49	16.3	20t	2	0	0	0.0	0	0
10/20	Texans	S	8	94	11.8	23	0	0	0	0.0	0	0
10/27	at Jaguars	S	3	72	24.0	29	0	0	0	0.0	0	0
11/03	Lions	S	4	28	7.0	8	0	0	0	0.0	0	0
11/17	at Bears	S	1	17	17.0	17	0	0	0	0.0	0	0
11/24	49ers	S	3	54	18.0	29	0	0	0	0.0	0	0
11/28	Dolphins											
12/05	at Lions											
12/15	at Seahawks	S	3	40	13.3	22t	2	0	0	0.0	0	0
2024 TOTALS		11-10	37	523	14.1	39	4	0	0	0.0	0	0

KINGSLEY ENAGBARE

55

DEFENSIVE LINEMAN
SOUTH CAROLINA

Third NFL Season | Third Packers Season



Ht: 6-4 | Wt: 258 | Born: January 18, 2000 | NFL Games Played/Started: 48/15 | Acquired: D5-22

AT A GLANCE

- » Last name is pronounced ee-nag-BAR-ee.
- » One of five players on Green Bay's defense to play in all 34 regular-season games in 2022-23.
- » Saw action in all 17 games with four starts in his second season (2023) and recorded a career-high 35 tackles (25 solo), two sacks, eight tackles for a loss (tied for No. 2 on the team), six quarterback hits, a pass defended, a forced fumble and a fumble recovery.
- » Played in all 17 games with seven starts as a rookie in 2022, registering 31 tackles (18 solo), three sacks, five tackles for a loss, eight QB hits and three passes defended.
- » Earned first-team All-Southeastern Conference honors and third-team All-America recognition from Pro Football Focus as a senior in 2021 after leading the team in tackles for a loss (seven), sacks (4½) and QB hurries (11).
- » Finished his junior season (2020) with a career-high six sacks on his way to earning first-team All-SEC honors from the coaches and second-team recognition from *The Associated Press*.

2024 SEASON: Has played in all 14 games, making four starts and recording a career-best 36 tackles (17 solo), six tackles for a loss, a career-high 4.5 sacks, seven quarterback hits and a career-high two forced fumbles (tied for the team lead)...**At Philadelphia (Sept. 6):** Played 30 snaps on defense and 17 on special teams...**Vs. Indianapolis (Sept. 15):** Appeared on 31 defensive snaps, recording an assisted tackle when he helped CB Carrington Valentine take down RB Jonathan Taylor after a gain of only 2 yards...**At Tennessee (Sept. 22):** Posted a season-high four tackles (one solo), a career-high 1.5 sacks, a tackle for a loss, two QB hits and a forced fumble on 22 defensive snaps. Sacked QB Will Levis and forced a fumble late in the third quarter, which was recovered by DL Lukas Van Ness. Split a sack of Levis with LB Edgerrin Cooper for a loss of 11 yards on third-and-long, forcing the Titans to punt midway through the fourth quarter. Also saw action on 11 special teams snaps...**Vs. Minnesota (Sept. 29):** Played 23 snaps on defense and 12 on special teams...**At L.A. Rams (Oct. 6):** Played 28 defensive snaps, posting three tackles (one solo), a QB hit and a forced fumble. Forced RB Kyren Williams to fumble on a run up the middle and S Xavier McKinney recovered the ball, returning it 7 yards and setting up a Green Bay TD two plays later. Also saw action on 10 special teams plays...**Vs. Arizona (Oct. 13):** Played 27 snaps on defense and nine on special teams, recording a solo tackle on defense...**Vs. Houston (Oct. 20):** Played 36 snaps on defense, posting four tackles (two solo). Also saw action on 15 special teams plays...**At Jacksonville (Oct. 27):** Appeared on 24 defensive snaps, recording two tackles (both assists). Also played 15 snaps on special teams...**Vs. Detroit (Nov. 3):** Played 22 snaps on defense, recording four tackles (two solo) and a tackle for a loss. Tackled WR Kalif Raymond for a loss of 12 yards on a double-reverse play in the fourth quarter. Also saw action on 10 special teams snaps...**At Chicago (Nov. 17):** Made his first start of the season and played 41 snaps on defense, recording three tackles (one solo) and a QB hit. Also appeared on seven special teams snaps...**Vs. San Francisco (Nov. 24):** Played 19 snaps on defense, recording two tackles (both assists). Also saw action on eight special teams snaps...**Vs. Miami (Nov. 28):** Started and played 43 snaps on defense, recording five tackles (four solo), a sack, a tackle for a loss and a QB hit. Sacked QB Tua Tagovailoa on third-and-8 for a loss of 9 yards, forcing Miami to punt. Also appeared on eight special teams plays...**At Detroit (Dec. 5):** Started and played 42 snaps on defense, recording two tackles (both assists). Also appeared on 11 special teams plays...**At Seattle (Dec. 15):** Started and played 22 snaps on defense, recording five tackles (all solo), a career-high two sacks, a career-best three tackles for a loss and two QB hits. Sacked QB Sam Howell twice on the same drive at the end of the third quarter. Brought down Howell on first down for a loss of 5 yards and again on third down for a loss of 3 yards, forcing Seattle to punt on the first play of the fourth quarter after a three-and-out. Also tackled RB Zach Charbonnet for a loss of a yard early in the second quarter. Appeared on 12 special teams plays.

REGULAR-SEASON COMPARISON: DEFENSIVE - NEW ORLEANS SAINTS

DATE	OPP	W/L	TACKLES										MISC		
			GP/GS	TOT	SOLO	ASST	SACK	YDS.	INT	TFL	PD	QBH	TD	FF	FR
9/24/23	GB vs. NO	W	1	4	3	1	0.0	0.0	0	1	0	1	0	0	0
TOTALS		1/0	1/1	4	3	1	0.0	0.0	0	1	0	1	0	0	0

KINGSLEY ENAGBARE'S NFL REGULAR-SEASON DEFENSIVE STATISTICS

YEAR	TEAM	GP	GS	TACKLES					INTERCEPTIONS							ST			MISC									
				TK	S	A	TFL	YDS	SK	YDS	QBH	NO	YDS	LG	TD	PD	FF	FR	TD	YDS	TK	S	A	FF	FR	S	A	
2022	Packers	17	7	31	18	13	5	17	3.0	8.0	8	0	0	0	3	0	0	0	0	0	0	0	0	0	0	0	0	0
2023	Packers	17	4	35	25	10	8	15	2.0	9.0	6	0	0	0	1	1	1	0	0	0	2	2	0	0	0	0	0	0
2024	Packers	14	4	36	17	19	6	44	4.5	36.5	7	0	0	0	2	0	0	0	0	0	0	0	0	0	0	0	0	0
NFL TOTALS		48	15	102	60	42	19	76	9.5	53.5	21	0	0	0	4	3	1	0	0	2	2	0	0	0	0	0	0	0

KINGSLEY ENAGBARE'S NFL POSTSEASON DEFENSIVE STATISTICS

YEAR	TEAM	GP	GS	TACKLES					INTERCEPTIONS							ST			MISC									
				TK	S	A	TFL	YDS	SK	YDS	QBH	NO	YDS	LG	TD	PD	FF	FR	TD	YDS	TK	S	A	FF	FR	S	A	
2023	Packers	1	0	1	1	0	0	0	0.0	0.0	2	0	0	0	0	0	0	0	0	0	0	0	0	0	0	0	0	0
NFL TOTALS		1	0	1	1	0	0	0	0.0	0.0	2	0	0	0	0	0	0	0	0	0	0	0	0	0	0	0	0	0

SINGLE-GAME HIGHS: DEFENSIVE

Total Tackles 7 at Philadelphia Eagles, Nov 27, 2022
 5 at Seattle Seahawks, Dec 15, 2024
 ...3 more at 5.

Solo Tackles 5 at Seattle Seahawks, Dec 15, 2024
 4 vs. Miami Dolphins, Nov 28, 2024
 ...1 more at 4.

Sacks 2.0 at Seattle Seahawks, Dec 15, 2024
 1.5 at Tennessee Titans, Sep 22, 2024
 1.0 vs. Miami Dolphins, Nov 28, 2024
 ...5 more at 1.0.

Passes Defensed 1 at Chicago Bears, Sep 10, 2023
 1 at Miami Dolphins, Dec 25, 2022
 ...2 more at 1.

Forced Fumbles 1 at Los Angeles Rams, Oct 06, 2024
 1 at Tennessee Titans, Sep 22, 2024
 ...1 more at 1.

Fumble Recoveries 1 vs. Tampa Bay Buccaneers, Dec 17, 2023

Tackles For Loss 3 at Seattle Seahawks, Dec 15, 2024
 2 vs. Chicago Bears, Jan 07, 2024
 ...2 more at 2.

Special Teams Tackles 1 at Denver Broncos, Oct 22, 2023
 1 at Atlanta Falcons, Sep 17, 2023

2024 GXG REGULAR SEASON (PACKERS)

DATE OPPONENT	P/S	TK	S	A	SK	YDS	INT	PD	FF	FR	
09/06 at Eagles	P	0	0	0	0	0.0	0	0	0	0	
09/15 Colts	P	1	0	1	0	0.0	0	0	0	0	
09/22 at Titans	P	4	1	3	1.5	19.5	0	0	1	0	
09/29 Vikings	P	0	0	0	0	0.0	0	0	0	0	
10/06 at Rams	P	3	1	2	0	0.0	0	0	1	0	
10/13 Cardinals	P	1	1	0	0	0.0	0	0	0	0	
10/20 Texans	P	4	2	2	0	0.0	0	0	0	0	
10/27 at Jaguars	P	2	0	2	0	0.0	0	0	0	0	
11/03 Lions	P	4	2	2	0	0.0	0	0	0	0	
11/17 at Bears	S	3	1	2	0	0.0	0	0	0	0	
11/24 49ers	P	2	0	2	0	0.0	0	0	0	0	
11/28 Dolphins	S	5	4	1	1.0	9.0	0	0	0	0	
12/05 at Lions	S	2	0	2	0	0.0	0	0	0	0	
12/15 at Seahawks	S	5	5	0	2.0	8.0	0	0	0	0	
2024 TOTALS		14-4	36	17	19	4.5	36	5	0	2	0

JOHN FITZPATRICK

86

TIGHT END
GEORGIA

Third NFL Season | First Packers Season



Ht: 6-7 | Wt: 262 | Born: March 9, 2000 | NFL Games Played/Started: 15/0 | Acquired: FA-24 (PS-Atl.)

AT A GLANCE

- » Appeared in nine games for the Atlanta Falcons in 2023, posting a 12-yard reception.
- » Spent his entire rookie season (2022) on injured reserve after being drafted by the Falcons in the sixth round (No. 213 overall) of the 2022 NFL Draft.
- » Played in 38 games with 13 starts in three seasons at Georgia (2019-21) after redshirting in 2018, recording 17 catches for 200 yards (11.8 avg.) and a TD.

2024 SEASON: Has played in six games, dressed but did not play in one game and has been inactive (healthy scratch) for two contests...Has posted a 2-yard reception...Was signed to Green Bay's active roster from the Atlanta Falcons' practice squad on Oct. 11...**Vs. Arizona (Oct. 13):** Inactive (healthy scratch)...**Vs. Houston (Oct. 20):** Inactive (healthy scratch)...**At Jacksonville (Oct. 27):** Made his Green Bay debut, appearing on six plays on offense and six plays on special teams...**Vs. Detroit (Nov. 3):** Played one snap on offense and five on special teams...**At Chicago (Nov. 17):** Appeared on three plays on offense and five on special teams...**San Francisco (Nov. 24):** Played 14 snaps on offense and four on special teams, recording his first catch as a Packer when he hauled in a 2-yard pass in the first quarter...**Vs. Miami (Nov. 28):** Was active, but did not play...**At Detroit (Dec. 5):** Appeared on six plays on offense and five on special teams...**At Seattle (Dec. 15):** Played nine snaps on offense and four on special teams.

REGULAR-SEASON COMPARISON: RECEIVING - NEW ORLEANS SAINTS

DATE	OPP	W/L	GP/GS	REC	YDS.	AVG.	TD	LG	TGTS	YAC
1/7/24	ATL @ NO	L	P	1	12	12.0	0	12	1	10
TOTALS		0/1	1/0	1	12	12.0	0	12	1	10

JOHN FITZPATRICK'S NFL REGULAR-SEASON RUSHING/RECEIVING STATISTICS

DATE	TEAM	RECEIVING							RUSHING						
		GP	GS	NO.	YDS.	AVG.	LG	TD	NO.	YDS.	AVG.	LG	TD		
2023	Falcons	9	0	1	12	12.0	12	0	0	0	0.0	0	0		
2024	Packers	6	0	1	2	2.0	2	0	0	0	0.0	0	0		
NFL TOTALS		15	0	2	14	7.0	12	0	0	0	0.0	0	0		

SINGLE-GAME HIGHS: RECEIVING

Receptions 1 at New Orleans Saints, Jan 07, 2024
 Receiving Yards 12 at New Orleans Saints, Jan 07, 2024
 Longest Receptions 12 at New Orleans Saints, Jan 07, 2024
 2 vs. San Francisco 49ers, Nov 24, 2024
 All-Purpose Yards 12 at New Orleans Saints, Jan 07, 2024

Special Teams Tackles 2 at Tennessee Titans, Oct 29, 2023
 1 at Detroit Lions, Sep 24, 2023
 Miscellaneous Tackles 1 at New Orleans Saints, Jan 07, 2024
 Scrimmage Yards 12 at New Orleans Saints, Jan 07, 2024

2024 GXG REGULAR SEASON (FALCONS/PACKERS)

DATE	OPPONENT	P/S	RECEIVING							RUSHING						
			NO.	YDS.	AVG.	LG	TD	NO.	YDS.	AVG.	LG	TD				
09/08	Steelers								PRACTICE SQUAD							
09/16	at Eagles								PRACTICE SQUAD							
09/22	Chiefs								PRACTICE SQUAD							
09/29	Saints								PRACTICE SQUAD							
10/03	Buccaneers								PRACTICE SQUAD							
10/13	Cardinals								Went from Falcons to Packers.							
10/20	Texans								INACTIVE							
10/27	at Jaguars	P	0	0	0.0	0	0	0	0	0	0.0	0	0			
11/03	Lions	P	0	0	0.0	0	0	0	0	0	0.0	0	0			
11/17	at Bears	P	0	0	0.0	0	0	0	0	0	0.0	0	0			
11/24	49ers	P	1	2	2.0	2	0	0	0	0	0.0	0	0			
11/28	Dolphins								DID NOT PLAY							
12/05	at Lions	P	0	0	0.0	0	0	0	0	0	0.0	0	0			
12/15	at Seahawks	P	0	0	0.0	0	0	0	0	0	0.0	0	0			
2024 TOTALS		6-0	1	2	2.0	2	0	0	0	0	0.0	0	0			

RASHAN GARY 52

DEFENSIVE LINEMAN
MICHIGAN

Sixth NFL Season | Sixth Packers Season



Ht: 6-5 | Wt: 277 | Born: December 3, 1997 | NFL Games Played/Started: 87/56 | Acquired: D1a-19

AT A GLANCE

- » In 2023, was one of four NFL players with nine-plus sacks (nine), two-plus forced fumbles (two) and two-plus fumble recoveries (two) during the regular season.
- » From 2020-23, ranked in the top 10 among NFL linebackers in fumble recoveries (five, t-No. 4), QB hits per game (1.28, No. 5), QB hits (73, No. 7), sacks (29.5, t-No. 9), sacks per game (0.52, No. 9) and NextGenStats QB pressures (73, No. 10), according to TruMedia.
- » Started nine contests in 2022 before a knee injury ended his season. From Weeks 1-9, ranked in the top 10 among NFL linebackers in QB hits (12, t-No. 6), sacks (six, t-No. 8) and pressures (27, No. 9) according to TruMedia.
- » Led the team in both sacks (9½) and QB hits (28, No. 7 in the NFL) in 2021 and finished No. 5 among NFL LBs with 53 QB pressures according to NFL Next Gen Stats.
- » Finished No. 2 on the team with five sacks and tied for No. 2 on the team with 11 QB hits in 2020. Also appeared in both postseason contests, finishing with 1½ sacks (No. 2 on the team) and three QB hits (tied for No. 1 on the team).
- » Earned first-team All-Big Ten recognition from the league's coaches as a sophomore and as a junior at the University of Michigan, also earning second-team honors from *The Associated Press* in both of those seasons.

2024 SEASON: Has started all 14 contests, recording 39 tackles (21 solo), six tackles for a loss, 6.5 sacks (No. 1 on the team), 14 QB hits (No. 1 on the team) and a pass defended...Leads the team with 43 NextGenStat QB pressures (TruMedia)...**At Philadelphia (Sept. 6):** Played 49 defensive snaps, contributing three tackles (one solo), two QB hits, three NGS QB pressures, a tackle for a loss, a pass defended and beat T Lane Johnson around the corner to sack QB Jalen Hurts for a loss of 6 yards on a third-and-8 early in the third quarter to force a punt...**vs. Indianapolis (Sept. 15):** Led the defensive line with 37 snaps played and finished No. 3 on the team with two NGS QB pressures...**At Tennessee (Sept. 22):** Led the defensive line with 37 snaps played and posted two tackles (one solo) and tied for the team lead with four NGS QB pressures. On three of his four pressures, the Packers recorded a sack and the other led to an incomplection...**vs. Minnesota (Sept. 29):** Saw action on 45 defensive plays, recording four tackles (all solo) and tying for No. 2 on the team with two NGS QB pressures. All four tackles were within 3 yards of the line of scrimmage, including chasing down RB Aaron Jones outside for no gain on a third-and-1 at the Green Bay 4-yard line with just over three minutes to play in the game. The Packers stopped the Vikings on the ensuing play for a turnover on downs...**At L.A. Rams (Oct. 6):** Played 49 defensive snaps, registering two tackles (one solo) and tying for the team lead with three NGS QB pressures, which resulted in two incomplections, one on a third down and one on a fourth down, and a third-down sack by DL Karl Brooks...**vs. Arizona (Oct. 13):** Saw action on 38 defensive snaps and finished with three tackles (one solo), a QB hit and two NGS QB pressures...**vs. Houston (Oct. 20):** Played 38 defensive snaps, posting a season-high five tackles (two solo), three QB hits, seven NGS QB pressures and a sack. Two of the pressures came in the first quarter with Houston in the red zone and both resulted in incomplections on second and third down, forcing a field goal. The seven NGS pressures were the most of his career and the most by a Packer since DL Kenny Clark registered seven in Week 12 last season at Detroit...**At Jacksonville (Oct. 27):** Led the defensive line with 36 snaps played, recording a tackle (solo), a QB hit and a team-best three NGS QB pressures. Two of the three pressures resulted in gains of 2 yards and the other was an incomplection on a third-and-11 early in the fourth quarter...**vs. Detroit (Nov. 3):** Saw action on 36 defensive snaps, registering four tackles (two solo), a half-sack, a QB hit, a tackle for a loss and two NGS QB pressures. Bull-rushed from the edge and met DL Arron Mosby to split a sack of QB Jared Goff on a third-and-8 with just over 10 minutes to play in the second quarter. Other pressure came on third-and-9 with over a minute in the second quarter and the play resulted in an incomplection, forcing a field goal...**At Chicago (Nov. 17):** Played 46 defensive snaps, recording a season-high six tackles (three solo), two QB hits, three NGS QB pressures, a tackle for a loss and a sack, bringing QB Caleb Williams down for an 8-yard loss with two and a half minutes left in the fourth quarter. Registered a pressure on the play before when he bull rushed and forced Williams to step up and get sacked by DL T.J. Slaton for a loss of a yard...**vs. San Francisco (Nov. 24):** Saw action on 26 defensive snaps, recording two tackles (one solo), a team-best four NGS QB pressures and a sack/forced fumble that QB Brandon Allen recovered on a third down in the first quarter, forcing a punt...**vs. Miami (Nov. 28):** Played 43 snaps on defense and registered two tackles (both solo), a QB hit and tied for the team lead with four NGS QB pressures. Three of his four QB pressures came on plays where a teammate recorded a sack...**At Detroit (Dec. 5):** Posted three tackles (one solo), a sack, a tackle for a loss and two QB hits on 41 defensive snaps. Went outside and then inside to beat the right tackle and sack Goff for a loss of 3 yards on a third-and-5 in the first quarter...**At Seattle (Dec. 15):** Played 29 defensive snaps, posting two tackles (both solo), a sack, a tackle for a loss, a QB hit and three NGS QB pressures. On third-and-2 at the GB 24 early in the second quarter, bull rushed the tackle to sack QB Geno Smith for a loss of 6 yards, forcing a field goal. All three of his pressures resulted in sacks for the Packers.

REGULAR-SEASON COMPARISON: DEFENSIVE - NEW ORLEANS SAINTS

DATE	OPP	W/L	GP/GS	TACKLES					INT	TFL	PD	QBH	TD	MISC		
				TOT	SOLO	ASST	SACK	YDS.						FF	FR	
9/27/20	GB @ NO	W	S	1	0	1	0.0	0.0	0	0	0	0	0	0	0	0
9/12/21	GB @ NO	L	S	0	0	0	0.0	0.0	0	0	0	2	0	0	0	0
9/24/23	GB vs. NO	W	P	3	3	0	3.0	20.0	0	3	0	4	0	0	0	0
TOTALS		2/1	3/2	4	3	1	3.0	20.0	0	3	0	6	0	0	0	0

RASHAN GARY'S NFL REGULAR-SEASON DEFENSIVE STATISTICS

YEAR	TEAM	GP	GS	TK	S	TACKLES					INTERCEPTIONS					ST			MISC															
						A	TFL	YDS	SK	YDS	QBH	NO	YDS	LG	TD	PD	FF	FR	TD	YDS	TK	S	A	FF	FR	S	A							
2019	Packers	16	0	30	14	16	3	16	2.0	13.0	7	0	0	0	0	0	1	0	0	0	0	0	0	0	0	0	0	0	0	0	0	0		
2020	Packers	15	4	35	19	16	5	27	5.0	31.0	11	0	0	0	1	0	1	0	1	0	0	0	0	0	0	0	0	0	0	0	0	0		
2021	Packers	16	16	47	27	20	8	52	9.5	71.0	28	0	0	0	2	1	0	0	0	0	0	0	0	0	0	0	0	0	0	0	0	0	0	
2022	Packers	9	9	32	21	11	7	41	6.0	45.0	12	0	0	0	1	1	1	0	0	0	0	0	0	0	0	0	0	0	0	0	0	0	0	
2023	Packers	17	13	44	23	21	7	46	9.0	47.5	22	0	0	0	2	2	2	0	0	0	0	0	0	0	0	0	0	0	0	0	0	0	0	0
2024	Packers	14	14	39	21	18	6	31	6.5	35.0	14	0	0	0	1	1	0	0	0	0	0	0	0	0	0	0	0	0	0	0	0	0	0	0
NFL TOTALS		87	56	227	125	102	36	213	38.0	242.5	94	0	0	0	5	6	6	0	1	0	0	0	0	0	0	0	0	0	0	0	0	0	0	0

RASHAN GARY'S NFL POSTSEASON DEFENSIVE STATISTICS

YEAR	TEAM	GP	GS	TACKLES						INTERCEPTIONS								ST				MISC			
				TK	S	A	TFL	YDS	SK	YDS	QBH	NO	YDS	LG	TD	PD	FF	FR	TD	YDS	TK	S	A	FF	S
2019	Packers	2	0	2	0	2	0	0	0.0	0.0	0	0	0	0	0	0	0	0	0	0	0	0	0	0	0
2020	Packers	2	0	5	3	2	1	4	1.5	8.5	3	0	0	0	0	0	0	0	0	0	0	0	0	0	
2021	Packers	1	1	4	4	0	3	10	2.0	10.0	3	0	0	0	0	0	0	0	0	0	0	0	0	0	
2023	Packers	2	2	5	1	4	0	0	0.0	0.0	2	0	0	0	0	0	0	0	0	0	0	0	0	0	
NFL TOTALS		7	3	16	8	8	4	14	3.5	18.5	8	0	0	0	0	0	0	0	0	0	0	0	0	0	

SINGLE-GAME HIGHS: DEFENSIVE

Total Tackles 7 at Detroit Lions, Nov 23, 2023
7 vs. New England Patriots, Oct 02, 2022
...2 more at 7.

Solo Tackles 5 at Detroit Lions, Nov 23, 2023
4 vs. Minnesota Vikings, Sep 29, 2024
...3 more at 4.

Sacks 3.0 at Detroit Lions, Nov 23, 2023
3.0 vs. New Orleans Saints, Sep 24, 2023

Passes Defensed 1 at Philadelphia Eagles, Sep 06, 2024
1 vs. Chicago Bears, Jan 07, 2024
...3 more at 1.

Forced Fumbles 2 at Detroit Lions, Nov 23, 2023
1 vs. New England Patriots, Oct 02, 2022
...2 more at 1.

Fumble Recoveries 1 at Detroit Lions, Nov 23, 2023
1 vs. Los Angeles Chargers, Nov 19, 2023
...4 more at 1.

Tackles For Loss 3 vs. New Orleans Saints, Sep 24, 2023
2 vs. New York Jets, Oct 16, 2022
...3 more at 2.

Longest Opp Fumble Return 1 at Chicago Bears, Jan 03, 2021

2024 GXG REGULAR SEASON (PACKERS)

DATE	OPPONENT	P/S	TK	S	A	SK	YDS	INT	PD	FF	FR
09/06	at Eagles	S	3	1	2	1.0	6.0	0	1	0	0
09/15	Colts	S	0	0	0	0.0	0.0	0	0	0	0
09/22	at Titans	S	2	1	1	0.0	0.0	0	0	0	0
09/29	Vikings	S	4	4	0	0.0	0.0	0	0	0	0
10/06	at Rams	S	2	1	1	0.0	0.0	0	0	0	0
10/13	Cardinals	S	3	1	2	0.0	0.0	0	0	0	0
10/20	Texans	S	5	1	4	1.0	6.0	0	0	0	0
10/27	at Jaguars	S	1	1	0	0.0	0.0	0	0	0	0
11/03	Lions	S	4	2	2	0.5	4.0	0	0	0	0
11/17	at Bears	S	6	3	3	1.0	8.0	0	0	0	0
11/24	49ers	S	2	1	1	1.0	2.0	0	0	1	0
11/28	Dolphins	S	2	2	0	0.0	0.0	0	0	0	0
12/05	at Lions	S	3	1	2	1.0	3.0	0	0	0	0
12/15	at Seahawks	S	2	2	0	1.0	6.0	0	0	0	0
2024 TOTALS		14-14	39	21	18	6.5	35.0	0	1	1	0

TRAVIS GLOVER

79

TACKLE
GEORGIA STATE

Rookie



Ht: 6-6 | Wt: 317 | Born: August 17, 2000 | NFL Games Played/Started: 4/0 | Acquired: D6-24

AT A GLANCE

- » Played in 59 games with 57 starts (35 at left tackle, 18 at right tackle and four at left guard) in five seasons at Georgia State (2019-23).
- » Made 45 consecutive starts to begin his career at Georgia State from 2019-2022 before missing a game due to injury late in the 2022 season.
- » Earned first-team All-Sun Belt Conference honors from the coaches and media as a senior in 2023.
- » Was named to the FWAA-Shaun Alexander Freshman All-America team in 2019, joining WR Penny Hart (2015) as the only honorees in program history.
- » Helped the Panthers to four bowl games in five seasons while being part of an offense that set single-season program records in multiple categories during his career.
- » Helped Georgia State rank No. 8 in the nation in rushing (209.2 ypg) from 2021-23.
- » Earned first-team all-state honors from the *Atlanta Journal-Constitution* and the Georgia Sportswriters Association and first-team All-Region 4-A recognition after helping Dooly County reach the state playoffs as a senior.

2024 SEASON: Has played in four games and has been inactive (healthy scratch) for the other 10 games...**Vs. San Francisco (Nov. 24):** Made his NFL debut, appearing on four snaps on offense and six on special teams. Took over at RG for Sean Rhyan for the final four snaps of the game with Rhyan moving to C as the Packers held a 38-10 lead...**Vs. Miami (Nov. 28):** Played six snaps on special teams...**At Detroit (Dec. 5):** Appeared on five plays on special teams...**At Seattle (Dec. 15):** Played six snaps on special teams.

TRAVIS GLOVER'S NFL REGULAR-SEASON STATISTICS

DATE	TEAM	GP	GS
2024	Packers	4	0
NFL TOTALS		4	0

MALIK HEATH

18

WIDE RECEIVER
MISSISSIPPI

Second NFL Season | Second Packers Season



Ht: 6-2 | Wt: 213 | Born: March 31, 2000 | NFL Games Played/Started: 24/2 | Acquired: FA-23

AT A GLANCE

- Started in the season opener last season at Chicago, becoming the first undrafted rookie to start at WR for the Packers in Week 1 since the 1970 AFL-NFL merger.
- Appeared in 13 games as a rookie last season, posting 15 catches for 125 yards (8.3 avg.) and a TD along with two tackles on special teams.
- Posted a career-high four catches for a career-best 46 yards (11.5 avg.) in just 11 snaps of work at Detroit in Week 12, including a career-long 16-yard grab.
- Earned third-team All-SEC honors from Pro Football Focus in 2022 after leading Ole Miss with 60 receptions for a team-high 971 yards (16.2 avg.) and five TDs.
- Played two seasons at Mississippi State (2020-21), appearing in 34 games with 21 starts during his three seasons in the SEC and posting 131 receptions for 1,720 yards (13.1 avg.) and 13 TDs.

2024 SEASON: Has appeared in 11 games with one start, seeing action on offense and special teams...Has registered six catches for 41 yards (6.8 avg.) and a TD and one tackle on special teams...Has been inactive (healthy scratch) for three contests...**At Philadelphia (Sept. 6):** Inactive (healthy scratch)...**Vs. Indianapolis (Sept. 15):** Appeared on one play on special teams...**At Tennessee (Sept. 22):** Played 11 snaps on offense and four on special teams...**Vs. Minnesota (Sept. 29):** Played 10 snaps on offense, posting two catches for 12 yards (6.0 avg.), and registered a tackle on special teams in 10 snaps of action...**At L.A. Rams (Oct. 6):** Made his first start of the season and appeared on a season-high 45 snaps, hauling in two passes for 14 yards (7.0 avg.)...**Vs. Arizona (Oct. 13):** Played on 17 snaps on offense and four on special teams...**Vs. Houston (Oct. 20):** Appeared on one play on offense and six on special teams...**At Jacksonville (Oct. 27):** Played one snap on offense and six on special teams...**Vs. Detroit (Nov. 3):** Inactive (healthy scratch)...**At Chicago (Nov. 17):** Played three snaps on offense and five on special teams...**Vs. San Francisco (Nov. 24):** Appeared on 15 snaps on offense and three on special teams, posting two receptions for 15 yards (7.5 avg.), including a 3-yard TD grab with just over four minutes remaining in the game...**Vs. Miami (Nov. 28):** Appeared on one snap on offense and three on special teams...**At Detroit (Dec. 5):** Played six snaps on offense and seven on special teams...**At Seattle (Dec. 15):** Inactive (healthy scratch).

REGULAR-SEASON COMPARISON: RECEIVING - NEW ORLEANS SAINTS

DATE	OPP	W/L	GP/GS	REC	YDS.	AVG.	TD	LG	TGTS	YAC
9/24/23	GB vs. NO	W	P	0	0	0	0	0	2	0
TOTALS		1/0	1/0	0	0	0	0	0	2	0

MALIK HEATH'S NFL REGULAR-SEASON RECEIVING STATISTICS

		RECEIVING						
DATE	TEAM	GP	GS	NO.	YDS.	AVG.	LG	TD
2023	Packers	13	1	15	125	8.3	16	1
2024	Packers	11	1	6	41	6.8	12	1
NFL TOTALS		24	2	21	166	7.9	16	2

MALIK HEATH'S NFL REGULAR-SEASON RETURN STATISTICS

		KICKOFF RETURNS					PUNT RETURNS					
DATE	TEAM	RET.	YDS.	AVG.	LG	TD	NO.	FC	YDS.	AVG.	LG	TD
2023	Packers	1	1	1.0	1	0	0	0	0	0.0	0	0
2024	Packers	0	0	0.0	0	0	0	0	0	0.0	0	0
NFL TOTALS		1	1	1.0	1	0	0	0	0	0.0	0	0

SINGLE-GAME HIGHS: RUSHING/RECEIVING

Receptions	4 at Detroit Lions, Nov 23, 2023	Longest Kickoff Return	1 vs. Los Angeles Chargers, Nov 19, 2023
	3 vs. Chicago Bears, Jan 07, 2024		2 vs. Los Angeles Chargers, Nov 19, 2023
	...1 more at 3.		1 vs. San Francisco 49ers, Nov 24, 2024
Receiving Yards	46 at Detroit Lions, Nov 23, 2023	Most TDs	1 at New York Giants, Dec 11, 2023
	29 vs. Tampa Bay Buccaneers, Dec 17, 2023		46 at Detroit Lions, Nov 23, 2023
Receiving Average	11.5 at Detroit Lions, Nov 23, 2023	Scrimmage Yards	29 vs. Tampa Bay Buccaneers, Dec 17, 2023
	9.7 vs. Tampa Bay Buccaneers, Dec 17, 2023		
Longest Receptions	16 at Detroit Lions, Nov 23, 2023		
	15 vs. Tampa Bay Buccaneers, Dec 17, 2023		
1 more at 15.		
Receiving TDs	1 vs. San Francisco 49ers, Nov 24, 2024		
	1 at New York Giants, Dec 11, 2023		



2024 GXG REGULAR SEASON (PACKERS)

DATE	OPPONENT	P/S	RECEIVING				RUSHING							
			NO.	YDS.	AVG.	LG	TD	NO.	YDS.	AVG.	LG	TD		
09/06	at Eagles													
09/15	Colts	P	0	0	0.0	0	0	0	0	0.0	0	0	0	0
09/22	at Titans	P	0	0	0.0	0	0	0	0	0.0	0	0	0	0
09/29	Vikings	P	2	12	6.0	9	0	0	0	0.0	0	0	0	0
10/06	at Rams	S	2	14	7.0	7	0	0	0	0.0	0	0	0	0
10/13	Cardinals	P	0	0	0.0	0	0	0	0	0.0	0	0	0	0
10/20	Texans	P	0	0	0.0	0	0	0	0	0.0	0	0	0	0
10/27	at Jaguars	P	0	0	0.0	0	0	0	0	0.0	0	0	0	0
11/03	Lions													
11/17	at Bears	P	0	0	0.0	0	0	0	0	0.0	0	0	0	0
11/24	49ers	P	2	15	7.5	12	1	0	0	0.0	0	0	0	0
11/28	Dolphins	P	0	0	0.0	0	0	0	0	0.0	0	0	0	0
12/05	at Lions	P	0	0	0.0	0	0	0	0	0.0	0	0	0	0
12/15	at Seahawks													
2024 TOTALS		11-1	6	41	6.8	12	1	0	0	0.0	0	0	0	0

TY'RON HOPPER

59

LINEBACKER
MISSOURI

Rookie



Ht: 6-2 | Wt: 228 | Born: April 26, 2001 | NFL Games Played/Started: 14/0 | Acquired: D3b-24

AT A GLANCE

- » Appeared in 51 games with 26 starts during his five seasons in the Southeastern Conference (Florida, 2019-21; Missouri, 2022-23), posting 214 tackles (135 solo), 31½ tackles for a loss, 9½ sacks, 13 QB hurries, an interception, 10 passes defended and two forced fumbles.
- » Earned second-team All-Southeastern Conference honors from the coaches in 2023, posting a team-high 55 tackles (36 solo), six tackles for a loss and three sacks through 10 games before an injury sidelined him for the final two contests of the regular season.
- » Was named one of five finalists for the Butkus Award in 2023, which honors the nation's most outstanding linebacker, as he became just the third Missouri player to be selected as a finalist (Sean Weatherspoon, 2008-09; Nick Bolton, 2020).
- » Led the team with 14 tackles for a loss and ranked No. 2 on the Tigers with a career-high 77 tackles (59 solo) in his first season at Missouri in 2022.
- » Selected by the Packers with the second of two picks in the third round (No. 91 overall) of the 2024 NFL Draft, just the second linebacker out of Missouri to be drafted by Green Bay (Bill Powell, seventh round in 1967).
- » As a senior at Roswell (Ga.) High School, posted 74 tackles, five interceptions, a forced fumble and a fumble recovery and was selected to play in the 2019 All-American Bowl.

2024 SEASON: Has played in all 14 games, recording a solo tackle...Is tied for No. 3 on the team with six special teams tackles...**At Philadelphia (Sept. 6):** Made his NFL debut, playing 14 snaps on special teams...**Vs. Indianapolis (Sept. 15):** Appeared on 10 special teams snaps...**At Tennessee (Sept. 22):** Played 13 snaps on special teams...**Vs. Minnesota (Sept. 29):** Appeared on 14 special teams plays and recorded his first career tackle on special teams on kickoff coverage...**At L.A. Rams (Oct. 6):** Played 11 special teams snaps...**Vs. Arizona (Oct. 13):** Appeared on 15 special teams snaps, recording a team-high and career-best three special teams tackles on kickoff coverage. Became the first Green Bay rookie with three special teams tackles in a game since CB Natrell Jamerson at the N.Y. Jets (Dec. 23, 2018)...**Vs. Houston (Oct. 20):** Played 15 special teams snaps...**At Jacksonville (Oct. 27):** Appeared on 16 snaps on special teams...**Vs. Detroit (Nov. 3):** Played 13 snaps on special teams, recording a tackle on kickoff coverage...**At Chicago (Nov. 17):** Appeared on 11 special teams snaps...**Vs. San Francisco (Nov. 24):** Played seven snaps on defense and 13 on special teams, recording a tackle on kickoff coverage...**Vs. Miami (Nov. 28):** Appeared on 12 special teams snaps...**At Detroit (Dec. 5):** Played 14 snaps on special teams...**At Seattle (Dec. 15):** Played three snaps on defense and 15 on special teams, recording his first career tackle (solo) on defense late in the fourth quarter.

TY'RON HOPPER'S NFL REGULAR-SEASON DEFENSIVE STATISTICS

YEAR	TEAM	GP	GS	TACKLES							INTERCEPTIONS							ST				MISC				
				TK	S	A	TFL	YDS	SK	YDS	QBH	NO	YDS	LG	TD	PD	FF	FR	TD	YDS	TK	S	A	FF	FR	S
2024	Packers	14	0	1	1	0	0	0.0	0.0	0	0	0	0	0	0	0	0	0	0	6	4	2	0	0	0	0
NFL TOTALS		14	0	1	1	0	0	0.0	0.0	0	0	0	0	0	0	0	0	0	6	4	2	0	0	0	0	

SINGLE-GAME HIGHS: DEFENSIVE

Special Teams Tackles

3 vs. Arizona Cardinals, Oct 13, 2024
1 vs. Minnesota Vikings, Sep 29, 2024

2024 GXG REGULAR SEASON (PACKERS)

DATE	OPPONENT	P/S	TK	S	A	SK	YDS	INT	PD	FF	FR
09/06	at Eagles	P	0	0	0	0.0	0.0	0	0	0	0
09/15	Colts	P	0	0	0	0.0	0.0	0	0	0	0
09/22	at Titans	P	0	0	0	0.0	0.0	0	0	0	0
09/29	Vikings	P	0	0	0	0.0	0.0	0	0	0	0
10/06	at Rams	P	0	0	0	0.0	0.0	0	0	0	0
10/13	Cardinals	P	0	0	0	0.0	0.0	0	0	0	0
10/20	Texans	P	0	0	0	0.0	0.0	0	0	0	0
10/27	at Jaguars	P	0	0	0	0.0	0.0	0	0	0	0
11/03	Lions	P	0	0	0	0.0	0.0	0	0	0	0
11/17	at Bears	P	0	0	0	0.0	0.0	0	0	0	0
11/24	49ers	P	0	0	0	0.0	0.0	0	0	0	0
11/28	Dolphins	P	0	0	0	0.0	0.0	0	0	0	0
12/05	at Lions	P	0	0	0	0.0	0.0	0	0	0	0
12/15	at Seahawks	P	1	1	0	0.0	0.0	0	0	0	0
2024 TOTALS		14-0	1	1	0	0.0	0.0	0	0	0	0

JOSH JACOBS

8

RUNNING BACK
ALABAMA

Sixth NFL Season | First Packers Season



Ht: 5-10 | Wt: 223 | Born: February 11, 1998 | NFL Games Played/Started: 87/86 | Acquired: UFA (LV)-24

AT A GLANCE

- » Ranks No. 2 in the NFL in rushing yards (6,692), rushing TDs (58) and rushing first downs (346) and No. 3 in yards from scrimmage (8,442) since entering the league in 2019.
- » Is one of seven players in NFL history to post 1,100-plus yards from scrimmage and six-plus rushing TDs in each of his first six seasons in the league (Emmitt Smith, Ricky Watters, Adrian Peterson, LaDainian Tomlinson, Eric Dickerson, Ezekiel Elliott).
- » Is the only player in the league to register 1,100-plus yards from scrimmage and six-plus scrimmage TDs in each of the last six seasons (2019-24).
- » Earned first-team All-Pro honors from *The Associated Press* and Pro Bowl recognition in 2022 after posting a league-high 1,653 rushing yards, becoming just the third player in Raiders history to win the league rushing title (Marcus Allen in 1985; Clem Daniels, AFL in 1963).
- » Was selected to his first career Pro Bowl in 2020 after rushing for 1,065 yards and 12 TDs on 273 attempts (3.9 avg.).
- » Was named the 2019 PFWA Offensive Rookie of the Year after setting a franchise rookie record with 1,150 rushing yards and seven TDs on 242 carries (4.8 avg.), including five 100-yard games, the most by a rookie in team history.
- » Played in 42 games during his three seasons at Alabama (2016-18), rushing for 1,491 yards and 16 TDs on 251 carries (5.9 avg.) while adding 18 kickoff returns for 514 yards and a TD as he finished his career ranked No. 3 in school history with an average of 28.6 yards per return.

2024 SEASON: Has started all 14 games and has posted a team-high 1,147 rushing yards and 12 TDs (ties his career high) on 265 carries (4.3 avg.). His rushing-yardage total is the third-best mark by a player in his first season with the team behind only RBs Eddie Lacy (1,178 in 2013) and Ahman Green (1,175 in 2020). Ranks No. 3 in the NFL in rushing yards, tied for No. 4 in rushing TDs and No. 5 in yards from scrimmage (1,449). Leads the league in first-half rushing yards with 688. Has posted 90-plus yards from scrimmage in 11 games this season, tied for No. 1 in the NFL with Eagles RB Saquon Barkley (11). Per TruMedia, ranks No. 3 in the league in rushing yards after contact with 951. Is tied for No. 9 in the NFL in explosive runs (12-plus yards) with 19. Has added 31 receptions for 302 yards (9.7 avg.) and a TD. His 13 total TDs are tied for the most in team history by a player in his first season in a Green Bay uniform (Green in 2000, WR Billy Howton in 1952). Among players with 25-plus catches, ranks No. 2 in the NFL in yards after the catch per reception (11.4)...**At Philadelphia (Sept. 6):** Started and led the team with 84 rushing yards on 16 carries (5.3 avg.) in his Green Bay debut, including 80 yards on 10 carries (8.0 avg.) in the second half. His 84 yards on the ground were the most by a Packer in his Green Bay debut dating back to 1950. Posted a 32-yard run early in the fourth quarter and added a pair of receptions for 20 yards (10.0 avg.)...**Vs. Indianapolis (Sept. 15):** Started and posted a team-high 151 rushing yards on 32 carries (4.7 avg.), including 128 rushing yards in the first half, the most by a Packer in a first half since Green registered 133 yards vs. Detroit on Sept. 9, 2001. Recorded a season-high eight rushing first downs...**At Tennessee (Sept. 22):** Started and rushed for 43 yards on 14 attempts (3.1 avg.). Added a 5-yard reception, the 200th reception of his career in the regular season...**Vs. Minnesota (Sept. 29):** Started and led the team with 51 yards rushing on nine carries (5.7 avg.) while adding a season-high four receptions for 27 yards (6.8 avg.)...**At L.A. Rams (Oct. 6):** Started and led the team with 73 rushing yards on 19 carries (3.8 avg.), posting his first rushing TD in a Green Bay uniform when he scored from 2 yards out in the first quarter. Added a season-long 21-yard reception to the Los Angeles 20 in the third quarter...**Vs. Arizona (Oct. 13):** Started and paced the team with 62 rushing yards on 18 carries (3.4 avg.) while adding three catches for 28 yards (9.3 avg.)...**Vs. Houston (Oct. 20):** Started and led the team with 76 rushing yards on just 12 carries (6.3 avg.). Added a season-high five receptions for 16 yards (3.2 avg.), highlighted by the first TD reception of his career, an 8-yarder midway through the third quarter on his 212th career reception...**At Jacksonville (Oct. 27):** Started and led the team with 127 rushing yards and a season-high two rushing TDs on 25 carries (5.1 avg.). Scored on a 3-yard run early in the second quarter and then posted his longest run in a Green Bay uniform when he scored from 38 yards out with 21 seconds remaining in the third quarter to give the Packers a 20-17 lead...**Vs. Detroit (Nov. 3):** Started and paced the team with 95 rushing yards on 13 carries (7.3 avg.), with 89 of the yards coming on 10 carries (8.9 avg.) in the first half. Became the first player in the league this season to post 85-plus rushing yards in the first half of two games (Week 2 vs. Indianapolis)...**At Chicago (Nov. 17):** Started and led the team with 76 yards and a TD on 18 carries (4.2 avg.) while also tying for the team lead with four catches for a season-high 58 yards (14.5 avg.)...**Vs. San Francisco (Nov. 24):** Started and led the team with 106 rushing yards and three TDs (tied career high) on 26 carries (4.1 avg.). Became just the second Packer since 2000 (Aaron Jones, at Dallas on Oct. 6, 2019) to post 100-plus rushing yards and three-plus rushing TDs in a game. Snapped the 49ers' streak of 54 consecutive regular-season games without allowing a 100-yard rusher. Rushed for 91 yards on 19 carries (4.8 avg.) in the first half. Tied his season high with eight rushing first downs...**Vs. Miami (Nov. 28):** Started and posted a team-high 117 yards from scrimmage, rushing for 43 yards and a TD on 19 carries (2.3 avg.) and recording a season-high 74 receiving yards on four catches (18.5 avg.). Registered a career-long 49-yard catch down to the Miami 19 midway through the fourth quarter...**At Detroit (Dec. 5):** Started and led the team with 66 yards rushing on 18 carries (3.7 avg.) while matching his single-game career high with three rushing TDs (1, 6, 4 yards). Joined Jim Taylor (three in 1962, two in 1960) and Aaron Jones (two in 2019) as the only players in team history with multiple games with three-plus rushing TDs in a season...**At Seattle (Dec. 15):** Started and rushed for a team-high 94 yards and a TD on two carries (3.6 avg.), marking the first time in his career that he posted a rushing TD in five straight games. The score gave him nine rushing TDs in his last five games as he joined Taylor (1962) as the only players in team history to post nine-plus rushing TDs over a five-game span in a single season. Added 42 yards receiving on four catches (10.5 avg.) as he finished with 136 yards from scrimmage, his eighth game on the season with 100-plus yards from scrimmage. Racked up 111 of the scrimmage yards in the first half, his NFL-best third game this season with 100-plus yards from scrimmage in the first half.

REGULAR-SEASON COMPARISON: RECEIVING/RUSHING - NEW ORLEANS SAINTS

DATE	OPP	W/L	GP/GS	NO.	RUSHING				NO.	YDS.	RECEIVING				
					YDS.	AVG.	LG	TD			AVG.	LG	TD	TGTS	YAC
9/21/20	LV vs. NO	W	S	27	88	3.3	14	0	3	17	5.7	9	0	3	27
10/30/22	LV @ NO	L	S	10	43	4.3	16	0	2	11	5.5	11	0	4	12
TOTALS		1/1	2/2	37	131	3.5	16	0	5	28	5.6	11	0	7	39

JOSH JACOBS' NFL REGULAR-SEASON RUSHING/RECEIVING STATISTICS

DATE	TEAM	RUSHING						RECEIVING					
		GP	GS	NO.	YDS.	AVG.	LG	TD	NO.	YDS.	AVG.	LG	TD
2019	Raiders	13	13	242	1,150	4.8	51	7	20	166	8.3	28	0
2020	Raiders	15	15	273	1,065	3.9	28t	12	33	238	7.2	29	0
2021	Raiders	15	14	217	872	4.0	28	9	54	348	6.4	29	0
2022	Raiders	17	17	340	1,653	4.9	86t	12	53	400	7.5	43	0
2023	Raiders	13	13	233	805	3.5	63t	6	37	296	8.0	21	0
2024	Packers	14	14	265	1,147	4.3	38t	12	31	302	9.7	49	1
NFL TOTALS		87	86	1,570	6,692	4.3	86t	58	228	1,750	7.7	49	1

JOSH JACOBS' NFL POSTSEASON RUSHING/RECEIVING STATISTICS

DATE	TEAM	RUSHING						RECEIVING					
		GP	GS	NO.	YDS.	AVG.	LG	TD	NO.	YDS.	AVG.	LG	TD
2021	Raiders	1	1	13	83	6.4	35	0	4	44	11.0	15	0
NFL TOTALS		1	1	13	83	6.4	35	0	4	44	11.0	15	0

SINGLE-GAME HIGHS: RUSHING/RECEIVING

Rush Attempts	33 at Seattle Seahawks, Nov 27, 2022 32 vs. Indianapolis Colts, Sep 15, 2024 229 at Seattle Seahawks, Nov 27, 2022	Receiving Yards	81 at Los Angeles Chargers, Oct 01, 2023 74 vs. Miami Dolphins, Nov 28, 2024 ...1 more at 74.
Rushing Yards	154 at Kansas City Chiefs, Oct 10, 2022 8.3 vs. Kansas City Chiefs, Sep 15, 2019 7.3 at Kansas City Chiefs, Oct 10, 2022 ...1 more at 7.3.	Receiving Average	18.5 vs. Miami Dolphins, Nov 28, 2024 17.0 at Denver Broncos, Nov 20, 2022 49 vs. Miami Dolphins, Nov 28, 2024 43 at Denver Broncos, Nov 20, 2022
Rushing Average	8.3 vs. Kansas City Chiefs, Sep 15, 2019 7.3 at Kansas City Chiefs, Oct 10, 2022 ...1 more at 7.3.	Longest Receptions	49 vs. Miami Dolphins, Nov 28, 2024 43 at Denver Broncos, Nov 20, 2022
Longest Runs	86t at Seattle Seahawks, Nov 27, 2022 63t vs. Kansas City Chiefs, Nov 26, 2023	Receiving TDs	1 vs. Houston Texans, Oct 20, 2024
Rushing TDs	3 at Detroit Lions, Dec 05, 2024 3 vs. San Francisco 49ers, Nov 24, 2024 ...2 more at 3.	Most TDs	3 at Detroit Lions, Dec 05, 2024 3 vs. San Francisco 49ers, Nov 24, 2024 ...2 more at 3.
Receptions	9 vs. Washington Football Team, Dec 05, 2021 8 at Los Angeles Chargers, Oct 01, 2023	Scrimmage Yards	303 at Seattle Seahawks, Nov 27, 2022 193 at Kansas City Chiefs, Oct 10, 2022

2024 GXG REGULAR SEASON (PACKERS)

DATE	OPPONENT	P/S	RUSHING						RECEIVING				
			NO.	YDS.	AVG.	LG	TD	NO.	YDS.	AVG.	LG	TD	
09/06	at Eagles	S	16	84	5.3	32	0	2	20	10.0	11	0	
09/15	Colts	S	32	151	4.7	34	0	0	0	0.0	0	0	
09/22	at Titans	S	14	43	3.1	10	0	1	5	5.0	5	0	
09/29	Vikings	S	9	51	5.7	13	0	4	27	6.8	9	0	
10/06	at Rams	S	19	73	3.8	13	1	1	21	21.0	21	0	
10/13	Cardinals	S	18	62	3.4	14	0	3	28	9.3	14	0	
10/20	Texans	S	12	76	6.3	27	0	5	16	3.2	8t	1	
10/27	at Jaguars	S	25	127	5.1	38t	2	1	-2	-2.0	-2	0	
11/03	Lions	S	13	95	7.3	37	0	2	13	6.5	11	0	
11/17	at Bears	S	18	76	4.2	12	1	4	58	14.5	23	0	
11/24	49ers	S	26	106	4.1	18	3	0	0	0.0	0	0	
11/28	Dolphins	S	19	43	2.3	11	1	4	74	18.5	49	0	
12/05	at Lions	S	18	66	3.7	19	3	0	0	0.0	0	0	
12/15	at Seahawks	S	26	94	3.6	19	1	4	42	10.5	21	0	
2024 TOTALS		14-14	265	1,147	4.3	38t	12	31	302	9.7	49	1	

ELGTON JENKINS

74

GUARD/TACKLE
MISSISSIPPI STATE

Sixth NFL Season | Sixth Packers Season



Ht: 6-5 | Wt: 311 | Born: December 26, 1995 | NFL Games Played/Started: 84/82 | Acquired: D2-19

AT A GLANCE

- » Has appeared in 83 career games with 81 starts and has started games at four different positions on the line (63 at LG, eight at LT, six at RT, four at C).
- » In 2022, started all 15 games he appeared in (10 at LG and five at RT) and earned Pro Bowl recognition for the second time (replacement for Eagles G Landon Dickerson).
- » Was selected to his first career Pro Bowl in 2020, becoming just the third offensive lineman in team history to be named to the Pro Bowl within his first two seasons in the NFL (Deral Teteak, 1952; Charley Brock, 1940).
- » Started games at three different positions in 2020 (12 at LG, three at C, one at RT), becoming the first Green Bay offensive lineman to start a game at guard, center and tackle in the same season since the 1970 AFL-NFL merger.
- » Was named to the PFWA All-Rookie team in 2019, only the second Packers guard to be selected since 1974 (Daryn Colledge, 2006), after appearing in all 16 games with 14 starts at LG.
- » Selected by the Packers in the second round (No. 44 overall) of the 2019 NFL Draft out of Mississippi State, where he opened games at four different spots on the line (26 at C, five at LT, two at LG, one at RT).

2024 SEASON: Has started all 14 games (13 at LG, one at C) and has helped the offense rank No. 2 in sacks allowed (16) and yards per play (6.26), No. 4 in total offense (375.8 ypg), tied for No. 4 in rushing offense (144.4 ypg), No. 7 in yards per carry (4.70), No. 6 in explosive plays (111) and tied for No. 4 in explosive runs (44)...Part of a line that has allowed zero sacks in five games this season, tied for No. 2 in the NFL...**At Philadelphia (Sept. 6):** Started at LG and played all 67 snaps, taking over at center for the final two plays of the game for an injured Josh Myers. Helped protect QB Jordan Love as he was sacked just once on the evening and cleared holes for Green Bay to register 163 rushing yards on just 21 carries (7.8 avg.)...**Vs. Indianapolis (Sept. 15):** Started at LG and played all 70 snaps. Was part of a line that did not allow a sack of QB Malik Willis and cleared the way for the Packers' 261 rushing yards on 53 carries (4.9 avg.), the highest rushing-yardage total in a game by Green Bay since Sep. 28, 2003, vs. Denver (262 yards)...**At Tennessee (Sept. 22):** Started at LG and played all 63 snaps, helping to clear the way for the Packers' 188 rushing yards on 37 attempts (5.1 avg.), bringing their total over their past two games to 449 rushing yards, the most over a two-game span by Green Bay in a single season since Nov. 2-10, 2003 (502 yards)...**Vs. Minnesota (Sept. 29):** Started at LG and helped the offense register a season-high 465 total yards as Love posted single-game career highs for passing yards (389), passing TDs (four) and completions (32)...**At L.A. Rams (Oct. 6):** Started at LG and played all 59 snaps, helping to clear the way for the Packers' 126 rushing yards and a TD on 30 carries (4.2 avg.)...**Vs. Arizona (Oct. 13):** Started at LG and played all 73 snaps, sliding over to center for five plays early in the fourth quarter for an injured Myers. Helped to clear the way for the Packers' 437 total yards and was part of a line that did not allow a sack of Love as he tied his career high with four TD passes...**Vs. Houston (Oct. 20):** Started at LG and played all 58 snaps, helping to protect Love as he threw for 220 yards and three TDs on 24-of-33 passing...**At Jacksonville (Oct. 27):** Started at LG and played all 70 snaps, helping to clear the way for the Packers' 170 rushing yards and two TDs on 39 carries (4.4 avg.) as the line allowed just one sack on the afternoon...**Vs. Detroit (Nov. 3):** Made his first start at C since Week 15 of 2020, appearing on all 65 snaps as the line did not allow a sack and cleared the way for 138 rushing yards on 23 attempts (6.0 avg.)...**At Chicago (Nov. 17):** Started at LG and played all 46 snaps, helping to protect Love as he was sacked just once on the afternoon and as he posted a career-best average of 15.35 yards per passing attempt (13 of 17 for 261 yards), the fourth-best mark in team history (min. 15 att.) and the top mark since QB Lynn Dickey (17.80) vs. Tampa Bay on Oct. 2, 1983...**Vs. San Francisco (Nov. 24):** Started at LG and played 68 of 72 snaps, helping to clear the way for the Packers' 169 rushing yards on 42 carries (4.0 avg.) as RB Josh Jacobs rushed for 106 yards and three TDs on 26 carries (4.1 avg.). Came out of the game for the final four offensive snaps with the Packers holding a 38-10 lead...**Vs. Miami (Nov. 28):** Started at LG and played all 54 snaps, part of a line that did not allow a sack of Love as he posted a season-high 129.2 passer rating (21 of 28 for 274 yards and two TDs with no INTs)...**At Detroit (Dec. 5):** Started at LG and played all 50 snaps, protecting Love as he was sacked just one time on the evening and as he posted a 111.7 passer rating (12 of 20 for 206 yards and a TD)...**At Seattle (Dec. 15):** Started at LG and played all 64 snaps as the line did not allow a sack, bringing the total number of sacks allowed to five in the last seven games, the fewest by Green Bay over a seven-game span since 2007.

ELGTON JENKINS' NFL REGULAR-SEASON STATISTICS

DATE	TEAM	GP	GS
2019	Packers	16	14
2020	Packers	16	16
2021	Packers	8	8
2022	Packers	15	15
2023	Packers	15	15
2024	Packers	14	14
NFL TOTALS		84	82

ELGTON JENKINS' NFL POSTSEASON STATISTICS

DATE	TEAM	GP	GS
2019	Packers	2	2
2020	Packers	2	2
2023	Packers	2	2
NFL TOTALS		6	6

TUCKER KRAFT

85

TIGHT END
SOUTH DAKOTA STATE

Second NFL Season | Second Packers Season



Ht: 6-5 | Wt: 259 | Born: November 3, 2000 | NFL Games Played/Started: 31/22 | Acquired: D3-23

AT A GLANCE

- Has 72 career receptions, the second most by a Packers tight end (since 1970) in his first two seasons behind only Richard Rodgers (78 in 2014-15).
- Posted the second-most receiving yards (355) and the third-most receptions (31) by a rookie tight end in team history last season.
- Registered 55 receptions in his first 25 NFL games, the most by a Green Bay TE in the Super Bowl era.
- Ranked No. 3 in the NFL in receiving yards and No. 4 in receptions among rookie TEs in 2023, and among TEs with 20-plus catches, ranked No. 1 among rookies and No. 8 in the league in yards per catch (11.5 avg.).
- In Weeks 14-17 last season, became the first Green Bay tight end since the 1970 merger to register four-plus receptions and 45-plus receiving yards in four straight games in a single season.
- Selected by the Packers in the third round (No. 78 overall) of the 2023 NFL Draft, becoming the fourth-highest pick in South Dakota State history. Was the first Jackrabbit drafted by the Packers since G Adam Timmerman (seventh round, No. 230 overall) in 1995.
- Earned numerous All-America honors (third-team recognition in 2022; first- and second-team honors in 2021) and was a first-team All-Missouri Valley Football Conference selection in each of his last two seasons at South Dakota State.

2024 SEASON: Has started all 14 games and ranks No. 2 on the team with 41 receptions for 555 yards (13.5 avg.) and a team-high seven TDs...Is one of only four tight ends in the league (Mark Andrews, George Kittle, Jonnu Smith) to post 35-plus receptions, 500-plus receiving yards and six-plus receiving TDs this season...Among tight ends, ranks No. 3 in the NFL in TD catches and in yards per catch...Among players with 40-plus targets, ranks No. 3 among TEs and No. 6 among all players in passer rating when targeted (136.5)...Of his 41 catches, seven have resulted in TDs, a 17.1 percentage that ranks No. 2 in the NFL among TEs and No. 8 among all players...Per TruMedia, ranks No. 1 in the league among tight ends in yards after the catch per reception (8.9)...Ranks No. 5 among TEs in yards after the catch with 365...Is the only Green Bay tight end in the Super Bowl era to record two receptions of 65-plus yards in a season and is the only tight end in the NFL to do so this season...Also has two carries for 4 yards (2.0 avg.)...**At Philadelphia (Sept. 6):** Started and played 64 of 67 snaps, hauling in two passes for 37 yards (18.5 avg.) and helping to clear the way for the Packers' 163 rushing yards on 21 carries (7.8 avg.)...**Vs. Indianapolis (Sept. 15):** Started and played 56 of 70 snaps, catching two passes for 16 yards (8.0 avg.) and helping to block for the Packers' 261 rushing yards on 53 carries (4.9 avg.), the highest rushing-yardage total in a game by Green Bay since Sept. 28, 2003, vs. Denver (262 yards)...**At Tennessee (Sept. 22):** Started and played 42 of 63 snaps, posting a pair of catches for 24 yards (12.0 avg.) and helping to block for the Packers' 188 rushing yards on 37 carries (5.1 avg.). Added a tackle on special teams...**Vs. Minnesota (Sept. 29):** Started and played 65 of 76 snaps, matching his career high with six receptions for 53 yards (8.8 avg.) and a 13-yard TD grab with 10:16 remaining in the game...**At L.A. Rams (Oct. 6):** Started and played 50 of 59 snaps, finishing with a career-high 88 receiving yards and a career-best two TDs on four catches (22.0 avg.). Scored on a 66-yard catch early in the third quarter, tied for the third-longest TD catch by a Green Bay TE in the Super Bowl era behind only Paul Coffman's 78-yarder (Oct. 28, 1979) and Tom Crabtree's 72-yarder (Nov. 4, 2012). Added a 7-yard TD grab later in the third quarter...**Vs. Arizona (Oct. 13):** Started and played 60 of 73 snaps, catching two passes for 13 yards (6.5 avg.). Posted his first career rushing attempt, going under center on third-and-1 early in the fourth quarter and picking up the first down with a 2-yard sneak...**Vs. Houston (Oct. 20):** Started and played 55 of 58 snaps, posting three receptions for 33 yards (11.0 avg.) and a TD. Early in the second quarter, made a diving catch over the middle for a 14-yard TD...**At Jacksonville (Oct. 27):** Started and played 59 of 70 snaps, finishing with a team-high 78 yards receiving and a TD on three catches (26.0 avg.). It marked his 16th consecutive game with multiple catches, the longest stretch by a Green Bay TE in the Super Bowl era. Posted a career-long 67-yard catch down the middle of the field from QB Jordan Love midway through the second quarter that he took to the Jacksonville 9. Added a 3-yard TD grab early in the fourth quarter from QB Malik Willis to give Green Bay a 27-17 lead...**Vs. Detroit (Nov. 3):** Started and played all 65 snaps, hauling in four passes for 34 yards (8.5 avg.)...**At Chicago (Nov. 17):** Started and played 43 of 46 snaps, helping to block for the Packers' 106 rushing yards and two TDs on 25 carries (4.2 avg.)...**Vs. San Francisco (Nov. 24):** Started and played 57 of 72 snaps, posting two receptions for 26 yards (13.0 avg.), including an 11-yard TD pass on a screen play midway through the first quarter...**Vs. Miami (Nov. 28):** Started and played 49 of 54 snaps, tying his career high with a team-best six catches for 78 yards (13.0 avg.). Posted a career-high four receiving first downs...**At Detroit (Dec. 5):** Started and played 44 of 50 snaps, hauling in three passes for 41 yards (13.7 avg.), including a 12-yard TD grab over the middle on third-and-10 early in the third quarter...**At Seattle (Dec. 15):** Started and played 57 of 64 snaps, posting two receptions for 34 yards (17.0 avg.).

REGULAR-SEASON COMPARISON: RECEIVING - NEW ORLEANS SAINTS

DATE	OPP	W/L	GP/GS	REC	YDS.	AVG.	TD	LG	TGTS	YAC
9/24/23	GB vs. NO	W	P	0	0	0	0	0	0	0
TOTALS		1/0	1/0	0	0	0	0	0	0	0

TUCKER KRAFT'S NFL REGULAR-SEASON RECEIVING STATISTICS

DATE	TEAM	GP	GS	RECEIVING						
				NO.	YDS.	AVG.	LG	TD		
2023	Packers	17	8	31	355	11.5	43	2		
2024	Packers	14	14	41	555	13.5	67	7		
NFL TOTALS		31	22	72	910	12.6	67	9		

TUCKER KRAFT'S NFL POSTSEASON RECEIVING STATISTICS

DATE	TEAM	GP	GS	RECEIVING				
				NO.	YDS.	AVG.	LG	TD
2023	Packers	2	2	5	24	4.8	10	1
NFL TOTALS		2	2	5	24	4.8	10	1

SINGLE-GAME HIGHS: RUSHING/RECEIVING

Longest Runs	2 vs. Detroit Lions, Nov 03, 2024 2 vs. Arizona Cardinals, Oct 13, 2024	Receiving TDs	2 at Los Angeles Rams, Oct 06, 2024 1 at Detroit Lions, Dec 05, 2024 ...6 more at 1.
Receptions	6 vs. Miami Dolphins, Nov 28, 2024 6 vs. Minnesota Vikings, Sep 29, 2024 ...1 more at 6.	Special Teams Tackles	1 vs. Los Angeles Rams, Nov 05, 2023 1 vs. Minnesota Vikings, Oct 29, 2023 ...1 more at 1.
Receiving Yards	88 at Los Angeles Rams, Oct 06, 2024 78 vs. Miami Dolphins, Nov 28, 2024 ...1 more at 78.	Most TDs	2 at Los Angeles Rams, Oct 06, 2024 1 at Detroit Lions, Dec 05, 2024 ...6 more at 1.
Receiving Average	26.0 at Jacksonville Jaguars, Oct 27, 2024 22.0 at Los Angeles Rams, Oct 06, 2024	Scrimmage Yards	88 at Los Angeles Rams, Oct 06, 2024 78 vs. Miami Dolphins, Nov 28, 2024 ...1 more at 78.
Longest Receptions	67 at Jacksonville Jaguars, Oct 27, 2024 66t at Los Angeles Rams, Oct 06, 2024		

2024 GXG REGULAR SEASON (PACKERS)

DATE	OPPONENT	P/S	RECEIVING					RUSHING				
			NO.	YDS.	AVG.	LG	TD	NO.	YDS.	AVG.	LG	TD
09/06	at Eagles	S	2	37	18.5	29	0	0	0	0.0	0	0
09/15	Colts	S	2	16	8.0	17	0	0	0	0.0	0	0
09/22	at Titans	S	2	24	12.0	21	0	0	0	0.0	0	0
09/29	Vikings	S	6	53	8.8	21	1	0	0	0.0	0	0
10/06	at Rams	S	4	88	22.0	66t	2	0	0	0.0	0	0
10/13	Cardinals	S	2	13	6.5	8	0	1	2	2.0	2	0
10/20	Texans	S	3	33	11.0	14t	1	0	0	0.0	0	0
10/27	at Jaguars	S	3	78	26.0	67	1	0	0	0.0	0	0
11/03	Lions	S	4	34	8.5	13	0	1	2	2.0	2	0
11/17	at Bears	S	0	0	0.0	0	0	0	0	0.0	0	0
11/24	49ers	S	2	26	13.0	15	1	0	0	0.0	0	0
11/28	Dolphins	S	6	78	13.0	17	0	0	0	0.0	0	0
12/05	at Lions	S	3	41	13.7	21	1	0	0	0.0	0	0
12/15	at Seahawks	S	2	34	17.0	26	0	0	0	0.0	0	0
2024 TOTALS		14-14	41	555	13.5	67	7	2	4	2.0	2	0

MARSHAWN LLOYD

32

RUNNING BACK
SOUTHERN CALIFORNIA

Rookie



Ht: 5-9 | Wt: 220 | Born: January 5, 2001 | NFL Games Played/Started: 1/0 | Acquired: D3a-24

AT A GLANCE

- Spent three years at the University of South Carolina (2020-22) before transferring to the University of Southern California for a season (2023).
- Appeared in 32 games with 14 starts during his three collegiate seasons, registering 1,621 rushing yards and 19 TDs on 291 carries (5.6 avg.) along with 34 receptions for 452 yards (13.3 avg.) and two TDs.
- Earned All-Pacific-12 honorable mention in 2023 after recording 820 rushing yards and nine TDs on 116 carries, an average of 7.07 yards per carry that ranked No. 11 in the nation.
- Selected by the Packers with the first of two picks in the third round (No. 88 overall) of the 2024 NFL Draft, becoming just the second running back from the University of Southern California to be drafted by Green Bay (Al Carmichael, No. 7 overall in 1953).
- Was a four-year letterman at DeMatha High School (Hyattsville, Md.) and was selected for The Opening Finals, the Under Armour All-American Bowl and the Polynesian Bowl.

2024 SEASON: Has played in one game and has rushed for 15 yards on six carries (2.5 avg.)...Was placed on injured reserve (ankle) on Sept. 17, activated off injured reserve on Nov. 18 and placed on reserve/non-football illness on Nov. 20...**At Philadelphia (Sept. 6):** Inactive (hamstring)...**vs. Indianapolis (Sept. 15):** Made his NFL debut, appearing on 10 snaps and rushing for 15 yards on six carries (2.5 avg.).

MARSHAWN LLOYD'S NFL REGULAR-SEASON RUSHING/RECEIVING STATISTICS

DATE	TEAM	RUSHING						RECEIVING					
		GP	GS	NO.	YDS.	AVG.	LG	TD	NO.	YDS.	AVG.	LG	TD
2024	Packers	1	0	6	15	2.5	5	0	1	3	3.0	3	0
NFL TOTALS		1	0	6	15	2.5	5	0	1	3	3.0	3	0

SINGLE-GAME HIGHS: RUSHING/RECEIVING

Rush Attempts	6 vs. Indianapolis Colts, Sep 15, 2024	Longest Receptions	3 vs. Indianapolis Colts, Sep 15, 2024
Rushing Yards	15 vs. Indianapolis Colts, Sep 15, 2024	All-Purpose Yards	15 vs. Indianapolis Colts, Sep 15, 2024
Longest Runs	5 vs. Indianapolis Colts, Sep 15, 2024	Scrimmage Yards	15 vs. Indianapolis Colts, Sep 15, 2024
	4 vs. Indianapolis Colts, Sep 15, 2024		

2024 GXG REGULAR SEASON (PACKERS)

DATE	OPPONENT	P/S	RUSHING					RECEIVING					
			NO.	YDS.	AVG.	LG	TD	NO.	YDS.	AVG.	LG	TD	
09/06	at Eagles												
09/15	Colts	P	6	15	2.5	5	0	1	3	3.0	3	0	
09/22	at Titans												
09/29	Vikings												
10/06	at Rams												
10/13	Cardinals												
10/20	Texans												
10/27	at Jaguars												
11/03	Lions												
11/17	at Bears												
11/24	49ers												
11/28	Dolphins												
12/05	at Lions												
12/15	at Seahawks												
2024 TOTALS		1-0	6	15	2.5	5	0	1	3	3.0	3	0	

JORDAN LOVE

10

QUARTERBACK
UTAH STATE

Fifth NFL Season | Fifth Packers Season



Ht: 6-4 | Wt: 219 | Born: November 2, 1998 | NFL Games Played/Started: 39/30 | Acquired: D1-20

AT A GLANCE

- » Has thrown multiple TD passes in 19 games since 2023, tied for No. 1 in the NFL over that span.
- » Became just the third quarterback in NFL history to post 4,000-plus passing yards (4,159) and 32-plus passing TDs (32) in his first season with multiple starts, joining Kurt Warner (1999) and Patrick Mahomes (2018).
- » Became the first QB to help lead the Packers to the postseason in his first full year as a starter since at least 1950, when the league began recording starts for every player.
- » Was one of four QBs (Dak Prescott, Brock Purdy, Baker Mayfield) to rank in the top 10 in the league in passing TDs (No. 2), passing yards (No. 7) and TD/INT ratio (No. 7, 2.91) in 2023.
- » His 32 passing TDs were the fourth most by a QB in his first season with multiple starts, trailing only Mahomes (50 in 2018), Warner (41 in 1999) and Daunte Culpepper (33 in 2000).
- » Ranks tied for No. 2 in the NFL in TD passes (50) and ranks No. 5 in TD percentage (5.8) since 2023.
- » Over the final eight games last season, completed 196 of 279 passes (70.3 pct.)... 2,150 yards and 18 TDs with one INT for a 112.7 rating, joining Aaron Rodgers (Nov. 14, 2021-Jan. 9, 2022) as the only Green Bay QBs to post 2,150-plus passing yards, 18-plus passing TDs, one/zero interceptions and a completion percentage of 70-plus over an eight-game span in a single season.
- » Finished his career at Utah State ranked No. 2 in school history in passing yards (8,600), completions (689) and attempts (1,125), tied for No. 2 in TD passes (60), and No. 3 in completion percentage (61.2) despite playing just three seasons.
- » Earned honorable mention All-Mountain West recognition as a junior in 2019 after setting a single-season school record with 293 completions and posting 3,402 passing yards, the second most in a season in school history. As a sophomore in 2018, set Utah State single-season records for TD passes (32), passing yards (3,567) and 300-yard passing games (seven).

2024 SEASON: Has started all 12 games he has appeared in and has thrown for 2,953 yards and 23 TDs with 11 INTs on 226-of-355 passing (63.7 pct.) for a 98.5 rating...Ranks No. 6 in the NFL in passing TDs per game (1.92) and TD percentage (6.5) and tied for No. 7 in TD passes...Ranks No. 8 in the NFL in games with multiple passing TDs (eight)...Ranks No. 4 in the league in completions of 25-plus yards (30)...Has rushed for 75 yards and a TD on 23 carries (3.3 avg.)...Was sidelined for two games (Weeks 2-3) due to a knee injury...**At Philadelphia (Sept. 6):** Threw for 260 yards and two TDs on 17-of-34 passing (50.0 pct.) with one INT for an 83.0 rating. Connected with WR Jayden Reed on a 70-yard TD pass with just over five minutes remaining in the third quarter, the longest TD pass of his career and the second-longest completion of his career. Went over the 5,000-yard passing mark for his career on his 33-yard completion to Reed late in the fourth quarter. Sustained a knee injury with six seconds remaining in the game and was sidelined for the final two plays of the game...**Vs. Indianapolis (Sept. 15):** Inactive (knee), the first game he had missed due to injury in his career...**At Tennessee (Sept. 22):** Inactive (knee)...**Vs. Minnesota (Sept. 29):** Threw for a career-high 389 yards and a career-best four TDs on 32-of-54 passing (59.3 pct.), with the 32 completions being a single-game career high. Became just the third QB in team history to post 375-plus passing yards, four-plus TD pass and 30-plus completions in a game (Matt Flynn, Jan. 1, 2012; Aaron Rodgers, Sept. 15, 2013). Posted 271 passing yards in the second half, the most in his career in either half, along with three TD passes and one INT for a 114.7 rating. Posted a career-high nine explosive passes (16-plus yards) on the afternoon...**At L.A. Rams (Oct. 6):** Connected on 15 of 26 passes (57.7 pct.) for 224 yards and two TDs with one INT for a 95.7 rating, the 11th time in his last 12 games that he has thrown multiple TD passes. Threw a 66-yard TD pass to TE Tucker Kraft in the third quarter and found WR Jayden Reed on a 53-yard completion in the first quarter, the first time in his career that he had completed a pair of 50-yard passes in a game...**Vs. Arizona (Oct. 13):** Tied his career high with four TD passes, connecting on 22 of 32 passes (68.8 pct.) for 258 yards with one INT for a 119.5 rating. Became the first Green Bay QB since Brett Favre in 1995 to throw four-plus TD passes in back-to-back games at Lambeau Field in the same season...**Vs. Houston (Oct. 20):** Threw for 220 yards and three TDs on 24-of-33 passing (72.7 pct.) with two INTs for a 95.5 rating, becoming the first Green Bay QB to throw three-plus TD passes in three straight home games in a single season since Rodgers in 2014. Posted multiple TD passes in his ninth straight game, the third-longest streak in team history behind only Rodgers' 13-game streak in 2011 and Favre's 12-game streak in 1994-95. His final TD pass of the afternoon, an 8-yarder to RB Josh Jacobs midway through the third quarter, was the 50th TD pass of his career...**At Jacksonville (Oct. 27):** Connected on 14 of 22 passes (63.6 pct.) for 196 yards with an INT for a 73.3 rating before departing the game on Green Bay's first series of the second half due to a groin injury he originally sustained on the Packers' opening drive of the game...**Vs. Detroit (Nov. 3):** Threw for 273 yards on 23-of-39 passing (59.0 pct.) with one INT for a 69.7 rating. Posted five explosive passes (12-plus yards), tied for his second most in a game this season...**At Chicago (Nov. 17):** Threw for 261 yards and a TD on 13-of-17 passing (pct.), a career-best average of 15.35 yards per passing attempt, the fourth-best mark in team history (min. 15 att.) and the top mark since QB Lynn Dickey (17.80) vs. Tampa Bay on Oct. 2, 1983. Added 18 rushing yards on four carries (4.5 avg.), including a 13-yard run down to the Chicago 1 that set up his game-winning 1-yard TD run up the middle with 2:59 to play...**Vs. San Francisco (Nov. 24):** Connected on 13 of 23 passes (56.5 pct.) for 163 yards and two TDs with no INTs for a 107.7 rating...**Vs. Miami (Nov. 28):** Posted a season-high 129.2 passer rating, completing 21 of 28 passes (75.0 pct.) for 274 yards and two TDs with no INTs. Finished with a season-high 138.9 rating on third down, completing 6 of 9 passes (66.7 pct.) for 90 yards and two TDs...**At Detroit (Dec. 5):** Posted a 100-plus passer rating for the fourth game in a row, connecting on 12 of 20 passes (60.0 pct.) for 206 yards and a TD with no INTs (111.7 rating). Threw for 175 yards and a TD on 9-of-13 passing (69.2 pct.) in the second half...**At Seattle (Dec. 15):** Connected on 20 of 27 passes (74.1 pct.) for 229 yards and two TDs with no INTs for a 123.8 rating, his fourth straight game without an INT and his career-long fifth straight with a 100-plus rating.

REGULAR-SEASON COMPARISON: PASSING - NEW ORLEANS SAINTS

DATE	OPP	W/L	GP/GS	C	ATT	YDS.	AVG.	TD	LG	INT	SK	SKYD	RTG
9/12/21	GB @ NO	L	P	5	7	68	9.7	0	32	0	1	4	102.1
9/24/23	GB vs. NO	W	S	22	44	259	5.9	1	30	1	1	14	66.4
TOTALS		1/1	2/1	27	51	327	6.4	1	32	1	2	18	--

JORDAN LOVE'S NFL REGULAR-SEASON PASSING/RUSHING STATISTICS

DATE	TEAM	GP	GS	PASSING											RUSHING				
				ATT.	CMP.	PCT.	YDS	AVG.	TD	INT.	LG	SK	LST	RATE	NO.	YDS.	AVG.	LG	TD
2021	Packers	6	1	62	36	58.1	411	6.6	2	3	62t	3	23	68.7	12	27	2.3	10	0
2022	Packers	4	0	21	14	66.7	195	9.3	1	0	63t	0	0	112.2	1	-1	-1.0	0	0
2023	Packers	17	17	579	372	64.2	4,159	7.2	32	11	77	30	242	96.1	50	247	4.9	37	4
2024	Packers	12	12	355	226	63.7	2,953	8.3	23	11	70t	11	77	98.5	23	75	3.3	14	1
TOTALS		39	30	1,017	648	63.7	7,718	7.6	58	25	77	44	342	95.6	86	348	4.0	37	5

JORDAN LOVE'S NFL POSTSEASON PASSING/RUSHING STATISTICS

DATE	TEAM	GP	GS	PASSING											RUSHING				
				ATT.	CMP.	PCT.	YDS	AVG.	TD	INT.	LG	SK	LST	RATE	NO.	YDS.	AVG.	LG	TD
2023	Packers	2	2	55	37	67.3	466	8.5	5	2	46	0	0	108.6	6	2	0.3	3	0
TOTALS		2	2	55	37	67.3	466	8.5	5	2	46	0	0	108.6	6	2	0.3	3	0

SINGLE-GAME HIGHS: QUARTERBACK

Pass Attempts	54 vs. Minnesota Vikings, Sep 29, 2024 44 vs. New Orleans Saints, Sep 24, 2023 32 vs. Minnesota Vikings, Sep 29, 2024 29 vs. Tampa Bay Buccaneers, Dec 17, 2023	Passer Rating	129.2 vs. Miami Dolphins, Nov 28, 2024 128.6 vs. Chicago Bears, Jan 07, 2024
Pass Completions	389 vs. Minnesota Vikings, Sep 29, 2024 322 vs. Los Angeles Chargers, Nov 19, 2023	Rush Attempts	9 vs. New Orleans Saints, Sep 24, 2023 5 vs. Arizona Cardinals, Oct 13, 2024 ...1 more at 5.
Yards Passing	4 vs. Arizona Cardinals, Oct 13, 2024 4 vs. Minnesota Vikings, Sep 29, 2024	Rushing Yards	39 at Detroit Lions, Nov 23, 2023 39 vs. New Orleans Saints, Sep 24, 2023
TD Passes	77 at Las Vegas Raiders, Oct 09, 2023 70 at Philadelphia Eagles, Sep 06, 2024	Rushing Average	4.3 vs. New Orleans Saints, Sep 24, 2023
Long Passes	84.4 vs. Chicago Bears, Jan 07, 2024 76.9 vs. Los Angeles Rams, Nov 05, 2023	Longest Runs	37 at Detroit Lions, Nov 23, 2023 26 at Las Vegas Raiders, Oct 09, 2023 1 at Chicago Bears, Nov 17, 2024 1 at Minnesota Vikings, Dec 31, 2023 ...3 more at 1.
Completion Percentage		Rushing TDs	

2024 GXG REGULAR SEASON (PACKERS)

DATE	OPPONENT	P/S	PASSING											RUSHING			
			ATT	CMP	YDS	PCT	Y/A	Y/C	TD	INT	LG	SK/YD	RATE	ATT	YDS	LG	TD
09/06	at Eagles	S	34	17	260	50.0	7.6	15.3	2	1	70t	1/5	83.0	0	0	0	0
09/15	Colts		INACTIVE/INJURY														
09/22	at Titans		INACTIVE/INJURY														
09/29	Vikings	S	54	32	389	59.3	7.2	12.2	4	3	42	1/10	83.0	1	6	6	0
10/06	at Rams	S	26	15	224	57.7	8.6	14.9	2	1	66t	2/22	95.7	3	10	12	0
10/13	Cardinals	S	32	22	258	68.8	8.1	11.7	4	1	44t	0/0	119.5	5	13	6	0
10/20	Texans	S	33	24	220	72.7	6.7	9.2	3	2	30t	3/25	95.5	0	0	0	0
10/27	at Jaguars	S	22	14	196	63.6	8.9	14.0	0	1	67	0/0	73.3	1	-1	-1	0
11/03	Lions	S	39	23	273	59.0	7.0	11.9	0	1	41	0/0	69.7	3	0	0	0
11/17	at Bears	S	17	13	261	76.5	15.4	20.1	1	1	60	1/1	113.0	4	18	13	1
11/24	49ers	S	23	13	163	56.5	7.1	12.5	2	0	29	2/7	107.7	1	2	2	0
11/28	Dolphins	S	28	21	274	75.0	9.8	13.0	2	0	49	0/0	129.2	0	0	0	0
12/05	at Lions	S	20	12	206	60.0	10.3	17.2	1	0	59	1/7	111.7	4	23	14	0
12/15	at Seahawks	S	27	20	229	74.1	8.5	11.5	2	0	36	0/0	123.8	1	4	4	0
2024 TOTALS		12-12	355	226	2,953	63.7	8.3	13.1	23	11	70t	11/77	98.5	23	75	14	1

ISAIAH MCDUFFIE

58

LINEBACKER
BOSTON COLLEGE

Fourth NFL Season | Fourth Packers Season



Ht: 6-1 | Wt: 227 | Born: July 21, 1999 | NFL Games Played/Started: 60/23 | Acquired: D6b-21

AT A GLANCE

- » Played in 16 games in 2023 and set career highs in games started (eight), tackles (82, No. 2 on the team), solo tackles (52, tied for No. 3 on the team), tackles for a loss (five) and QB hits (three), and recorded the first half-sack and pass defended of his career. Also appeared in both postseason contests and made his first career playoff start.
- » Saw action in all 17 games in 2022 and made his first career start. Posted 30 tackles (19 solo) on defense and was tied for the team lead with a career-high 13 special teams tackles.
- » Played in 13 games as a rookie and registered two tackles on special teams while also appearing in the postseason contest, where he recorded a special teams tackle.
- » Earned second-team All-Atlantic Coast Conference honors in 2020 after ranking No. 5 in the nation and No. 2 in the ACC with a career-best 107 tackles (54 solo).
- » A two-way performer at linebacker and running back who played for his dad, head coach Stevenson McDuffie, at Bennett High School in Buffalo, N.Y. Was a three-time captain and finished with school records for single-season tackles (161), single-game tackles (29), career touchdowns (70) and career rushing yards (5,529).

2024 SEASON: Has started all 14 games, recording a career-high 87 tackles (40 solo), a shared sack, two tackles for a loss, three quarterback hits, a career-best three passes defended and a forced fumble...Ranks No. 2 on the team in tackles...Has posted two tackles on special teams...**At Philadelphia (Sept. 6):** Started and played 74 of 76 snaps on defense, recording six tackles (three solo) and a QB hit. Also saw action on nine special teams snaps...**Vs. Indianapolis (Sept. 15):** Started and played 50 of 56 snaps on defense, recording four tackles (three solo), a QB hit and a pass defended. Broke up a pass intended for RB Jonathan Taylor on third down on the Colts' first drive of the game, forcing Indianapolis to punt. Hit QB Anthony Richardson, forcing an incompleton to WR Michael Pittman Jr. on the Colts' first drive of the second half...**At Tennessee (Sept. 22):** Started and played 42 snaps on defense, leading the team with a season-high nine tackles (six solo), a shared sack and a QB hit. Helped LB Quay Walker sack QB Will Levis on fourth-and-2 to force a turnover on downs and give the Packers' offense the ball at the Tennessee 36...**Vs. Minnesota (Sept. 29):** Started and played 52 snaps on defense, recording six tackles (two solo) and a pass defended. Deflected a pass intended for WR Justin Jefferson on the Vikings' first drive of the game. Also appeared on 10 special teams snaps, posting a tackle on punt coverage...**At L.A. Rams (Oct. 6):** Started and played 46 snaps on defense, finishing with nine tackles (three solo) to tie his season high. Also saw action on seven special teams plays...**Vs. Arizona (Oct. 13):** Started and played 26 defensive snaps, posting three tackles (two solo). Also appeared on five special teams snaps...**Vs. Houston (Oct. 20):** Started and played 44 snaps on defense, recording four tackles (two solo). Also saw action on 10 special teams snaps...**At Jacksonville (Oct. 27):** Started and played 38 snaps on defense, recording eight tackles (four solo). Also appeared on 11 special teams plays...**Vs. Detroit (Nov. 3):** Started and played 19 snaps on defense, recording five tackles (one solo) and a tackle for a loss. Tackled RB David Montgomery for a loss of a yard on the final play of the third quarter. Also saw action on six special teams snaps...**At Chicago (Nov. 17):** Started and played 21 snaps on defense, recording two tackles (one solo). Also appeared on five special teams snaps...**Vs. San Francisco (Nov. 24):** Started and played 41 of 43 snaps on defense, recording three tackles (all assists). Also saw action on six special teams snaps, recording a tackle on punt coverage...**Vs. Miami (Nov. 28):** Started and played 63 snaps on defense, recording a season-high 10 tackles (seven solo), a tackle for a loss, a pass defended and a forced fumble. Broke up a pass intended for WR Malik Washington on third-and-5 to bring up fourth down and the Dolphins could not convert...**At Detroit (Dec. 5):** Started and played all 80 snaps on defense, recording a career-high 15 tackles (four solo). Helped LB Quay Walker tackle RB Jahmyr Gibbs short of the line to gain on fourth-and-1 at the end of the third quarter to force a turnover on downs. Also appeared on three special teams snaps...**At Seattle (Dec. 15):** Started and played 25 snaps on defense, recording three tackles (two solo). Also appeared on seven special teams plays, posting a tackle on punt coverage.

REGULAR-SEASON COMPARISON: DEFENSIVE - NEW ORLEANS SAINTS

DATE	OPP	W/L	GP/GS	TACKLES					SACK	YDS.	INT	TFL	PD	QBH	TD	MISC		
				TOT	SOLO	ASST	FF	FR										
9/24/23	GB vs. NO	W	P	6	5	1	0.0	0.0	0	0	0	0	0	0	0	0	0	0
TOTALS		1/0	1/0	6	5	1	0.0	0.0	0	0	0	0	0	0	0	0	0	0

ISAIAH MCDUFFIE'S NFL REGULAR-SEASON DEFENSIVE STATISTICS

YEAR	TEAM	GP	GS	TK	S	TACKLES					INTERCEPTIONS					ST			MISC							
						A	TFL	YDS	SK	YDS	QBH	NO	YDS	LG	TD	PD	FF	FR	TD	YDS	TK	S	A	FF	FR	S
2021	Packers	13	0	0	0	0	0	0.0	0.0	0	0	0	0	0	0	0	0	2	0	2	0	0	0	0	0	0
2022	Packers	17	1	30	19	11	0	0	0.0	0.0	0	0	0	0	0	0	0	13	8	5	0	1	0	0	0	0
2023	Packers	16	8	82	52	30	5	8	0.5	5.0	3	0	0	0	1	0	0	0	4	4	0	0	0	0	0	0
2024	Packers	14	14	87	40	47	2	2	0.5	0.0	3	0	0	0	3	1	0	0	3	3	0	0	0	0	0	0
NFL TOTALS		60	23	199	111	88	7	10	1.0	5.0	6	0	0	0	4	1	0	0	22	15	7	0	1	0	0	0

ISAIAH MCDUFFIE'S NFL POSTSEASON DEFENSIVE STATISTICS

YEAR	TEAM	GP	GS	TK	S	TACKLES					INTERCEPTIONS					ST			MISC							
						A	TFL	YDS	SK	YDS	QBH	NO	YDS	LG	TD	PD	FF	FR	TD	YDS	TK	S	A	FF	FR	S
2021	Packers	1	0	0	0	0	0	0.0	0.0	0	0	0	0	0	0	0	0	0	1	1	0	0	0	0	0	0
2023	Packers	2	1	4	3	1	0	0	0.0	0.0	0	0	0	0	0	0	0	0	2	2	0	0	0	0	0	0
NFL TOTALS		3	1	4	3	1	0	0	0.0	0.0	0	0	0	0	0	0	0	0	3	3	0	0	0	0	0	0

SINGLE-GAME HIGHS: DEFENSIVE

Total Tackles 15 at Detroit Lions, Dec 05, 2024
 12 vs. Dallas Cowboys, Nov 13, 2022
Solo Tackles 7 vs. Miami Dolphins, Nov 28, 2024
 7 at Pittsburgh Steelers, Nov 12, 2023
 ...2 more at 7.
Sacks 0.5 at Tennessee Titans, Sep 22, 2024
 0.5 at Minnesota Vikings, Dec 31, 2023
Passes Defensed 1 vs. Miami Dolphins, Nov 28, 2024
 1 vs. Minnesota Vikings, Sep 29, 2024
 ...2 more at 1.

Forced Fumbles 1 vs. Miami Dolphins, Nov 28, 2024
Tackles For Loss 2 vs. Los Angeles Rams, Nov 05, 2023
 1 vs. Miami Dolphins, Nov 28, 2024
 ...4 more at 1.
Special Teams Tackles 2 vs. Detroit Lions, Sep 28, 2023
 2 vs. Detroit Lions, Jan 08, 2023
 ...1 more at 2.

2024 GXG REGULAR SEASON (PACKERS)

DATE OPPONENT	P/S	TK	S	A	SK	YDS	INT	PD	FF	FR
09/06 at Eagles	S	6	3	3	0.0	0.0	0	0	0	0
09/15 Colts	S	4	3	1	0.0	0.0	0	1	0	0
09/22 at Titans	S	9	6	3	0.5	0.0	0	0	0	0
09/29 Vikings	S	6	2	4	0.0	0.0	0	1	0	0
10/06 at Rams	S	9	3	6	0.0	0.0	0	0	0	0
10/13 Cardinals	S	3	2	1	0.0	0.0	0	0	0	0
10/20 Texans	S	4	2	2	0.0	0.0	0	0	0	0
10/27 at Jaguars	S	8	4	4	0.0	0.0	0	0	0	0
11/03 Lions	S	5	1	4	0.0	0.0	0	0	0	0
11/17 at Bears	S	2	1	1	0.0	0.0	0	0	0	0
11/24 49ers	S	3	0	3	0.0	0.0	0	0	0	0
11/28 Dolphins	S	10	7	3	0.0	0.0	0	1	1	0
12/05 at Lions	S	15	4	11	0.0	0.0	0	0	0	0
12/15 at Seahawks	S	3	2	1	0.0	0.0	0	0	0	0
2024 TOTALS	14-14	87	40	47	0.5	0.0	0	3	1	0

XAVIER MCKINNEY

29 SAFETY ALABAMA

Fifth NFL Season | First Packers Season



Ht: 6-0 | Wt: 201 | Born: August 9, 1999 | NFL Games Played/Started: 63/60 | Acquired: UFA (NYG)-24

AT A GLANCE

- » First name is pronounced ZAY-vier.
- » Was one of only two NFL players (S Jordan Whitehead) to register 250-plus tackles (254), eight-plus interceptions (eight) and 25-plus passes defended (26) over the past three seasons (2021-23).
- » Ranked No. 2 in the NFL (per STATS) among NFL safeties in passes defended (26) over the past three seasons (2021-23) behind only Justin Simmons (27).
- » In 2023, was one of only four players in the league (Antoine Winfield Jr., Julian Love, Quincy Williams) to post 100-plus tackles (116), 10-plus passes defended (11), a forced fumble (one) and a fumble recovery (two). Was the first Giant to hit those marks in a season since DB Terrell Thomas in 2010.
- » Was tied for the league lead among safeties with a career-high five INTs in 2021.
- » During his four seasons with the Giants, helped the defense rank No. 10 in the NFL over that span in opponent passer rating (89.0) and tied for No. 7 in TD passes allowed (91).
- » As a junior at Alabama in 2019, earned first-team All-Southeastern Conference honors from the coaches and media and was named a semifinalist for the Jim Thorpe Award, presented annually to the nation's top defensive back.

2024 SEASON: Has started all 14 contests and has posted 72 tackles (48 solo), a sack, two tackles for a loss, nine passes defended (No. 1 on the team), a QB hit, a fumble recovery and seven interceptions (tied for No. 1 in the NFL)...Has the most INTs by a Packer since CB Charles Woodson (seven in 2011)...His seven games with an INT this season (tied for the league lead) are the most by a Packer since Woodson recorded seven games with an INT in 2009...Is the first player in team history to record six games with an INT in the first eight games of a season...Since the 1970 AFL-NFL merger, is tied for the second-most games with an INT (six) in the first eight contests behind only Washington DB Lemar Parrish (seven games in 1979)...Is the first Packer since CB Willie Buchanon in 1978 to post six interceptions in the team's first eight games of the season...Became the first player in team history to register an INT in each of his first five games in a Green Bay uniform...Is the first NFL player since the 1970 merger with an INT in each of his first five games with a team...His streak of five straight games with an INT tied for the longest streak in franchise history (Irv Comp in 1943)...Is the fourth NFL player since 1970 with a takeaway in each of his team's first five games of a season, joining Trevor Diggs (2021), Brian Russell (2003) and Lemar Parrish (1979)...Dating back to last season, had at least one INT in six games (Week 18 of 2023 and Weeks 1-5 of 2024), tied with eight other players for the longest INT streak since the 1970 merger...Tied for the sixth-longest streak in NFL history behind only Tom Morrow (eight in 1962-63) and four players with seven...His seven INTs over six games tied for the most in the NFL since 2010 over a six-game span with Cowboys CB Trevon Diggs (2021) and Chiefs CB Marcus Peters (2015-16)...**At Philadelphia (Sept. 6):** Played all 76 defensive snaps in his Packer debut, posting four tackles (three solo), a pass defended and intercepted QB Jalen Hurts when he undercut a deep pass early in the first quarter, returning it 17 yards to the Philadelphia 19-yard line. It was his fourth interception in five regular-season games against the Eagles, the most he has against one team. Tied Dallas CB Trevon Diggs for the most interceptions against Philadelphia since 2020...**Vs. Indianapolis (Sept. 15):** Was one of three players to play all 56 defensive snaps, recording four tackles (three solo), a tackle for a loss, a pass defended and picked off QB Anthony Richardson on an overthrow deep over the middle, returning it 18 yards to the Green Bay 31-yard line. On third-and-1 on the first play of the fourth quarter, tracked down RB Trey Sermon on an option play for a loss of 4 yards, forcing a 50-yard field goal that missed wide left...**At Tennessee (Sept. 22):** One of two defenders to play all 54 defensive snaps, recording four tackles (three solo) and a pass defended, and leaped into the air on a deep ball down the sideline to intercept QB Will Levis at the Green Bay 18-yard line with just over two minutes to play in the game...**Vs. Minnesota (Sept. 29):** One of two Packers to see action on all 68 defensive snaps, posting four tackles (two solo), an interception and a pass defended. With 10:24 left in the third quarter and the Vikings on the Green Bay 20-yard line, intercepted a pass to the sideline at the Green Bay 2 when he jumped to cut in front of RB Aaron Jones...**At L.A. Rams (Oct. 6):** One of four Packers to play on all 78 defensive snaps, recording three tackles (two solo), an interception, two passes defended and a fumble recovery. Both takeaways came in the third quarter on back-to-back drives and each led to a TD on the Packers' ensuing drive. Became the first Packer to have an INT and an opponent fumble recovery in a quarter since Charles Woodson (third quarter) at Carolina in Week 2 of 2011...**Vs. Arizona (Oct. 13):** One of three Packers to play all 58 defensive snaps, recording four tackles (all solo for a season high)...**Vs. Houston (Oct. 20):** One of three Packers to play all 64 defensive snaps, registering six tackles (five solo), a tackle for a loss and a QB hit, and registered the first sack as a Packer (second of his career) when he blitzed off the edge to blindside QB C.J. Stroud for as loss of 8 yards on third-and-6. Part of a defense that held Stroud to a career-low 86 passing yards on 10-of-21 passing for a 58.8 rating...**At Jacksonville (Oct. 27):** One of three Packer defenders to play all 57 snaps, recording six tackles (four solo), a pass defended and an interception of QB Trevor Lawrence on a deep pass that set up Green Bay at the Jacksonville 28. The Packers scored four plays later to go up, 7-0...**Vs. Detroit (Nov. 3):** One of four Packers to play all 57 defensive snaps and posted five tackles (all assists)...**At Chicago (Nov. 17):** One of two players to play all 72 defensive snaps for the Packers and tied for the team lead in tackles (nine) and solo tackles (six)...**Vs. San Francisco (Nov. 24):** Tied for the team lead on defense with 43 snaps played, posting three tackles (all solo), two passes defended and an interception when he caught a pass off the hands of WR Deebo Samuel Sr. and returned it a career-long 48 yards to the 49ers' 26, setting up a TD four plays later that put Green Bay up, 24-7, in the third quarter...**Vs. Miami (Nov. 28):** One of three Packers to play all 71 defensive snaps, finishing No. 3 on the team with nine tackles (seven solo tackles tied for the team lead)...**At Detroit (Dec. 5):** Registered seven tackles (four solo) and was one of two Packers to play all 80 defensive snaps...**At Seattle (Dec. 15):** Played 56 of 59 defensive snaps and posted four tackles (three solo). Three of his four tackles came on second downs and forced a third down.

REGULAR-SEASON COMPARISON: DEFENSIVE - NEW ORLEANS SAINTS

DATE	OPP	W/L	GP/GS	TACKLES							MISC				
				TOT	SOLO	ASST	SACK	YDS.	INT	TFL	PD	QBH	TD	FF	FR
10/31/21	NYG @ NO	W	S	6	3	3	0.0	0.0	0	0	0	0	0	0	0
12/17/23	NYG @ NO	L	S	4	3	1	0.0	0.0	0	0	0	0	0	0	0
TOTALS		1/1	2/2	10	6	4	0.0	0.0	0	0	0	0	0	0	0

XAVIER MCKINNEY'S NFL REGULAR-SEASON DEFENSIVE STATISTICS

YEAR	TEAM	GP	GS	TK	S	TACKLES					INTERCEPTIONS							ST				MISC												
						A	TFL	YDS	SK	YDS	QBH	NO	YDS	LG	TD	PD	FF	FR	TD	YDS	TK	S	A	FF	FR	S	A							
2020	Giants	6	4	24	14	10	1	3	0.0	0.0	0	1	0	0	0	1	0	0	0	0	0	0	0	0	0	0	0	0	0	0	0	0	0	
2021	Giants	17	16	93	59	34	1	2	0.0	0.0	0	5	64	41t	1	10	0	0	0	0	0	0	0	0	0	0	0	0	0	0	0	0	0	
2022	Giants	9	9	44	28	16	2	8	1.0	8.0	1	0	0	0	0	5	1	0	0	0	0	1	1	0	0	0	1	1	0	0	0	0	0	
2023	Giants	17	17	116	78	38	2	2	0.5	3.0	1	3	22	18	0	11	1	2	0	0	0	0	0	0	0	0	0	0	0	0	0	0	0	0
2024	Packers	14	14	72	48	24	2	12	1.0	8.0	1	7	111	48	0	9	0	1	0	7	3	2	1	0	0	0	0	0	0	0	0	0	0	0
NFL TOTALS		63	60	349	227	122	8	27	2.5	19.0	3	16	197	48	1	36	2	3	0	7	5	3	2	0	0	0	0	0	0	0	0	0	0	0

XAVIER MCKINNEY'S NFL POSTSEASON DEFENSIVE STATISTICS

YEAR	TEAM	GP	GS	TK	S	TACKLES					INTERCEPTIONS							ST				MISC													
						A	TFL	YDS	SK	YDS	QBH	NO	YDS	LG	TD	PD	FF	FR	TD	YDS	TK	S	A	FF	FR	S	A								
2022	Giants	2	2	16	8	8	1	1	1.0	6.0	0	0	0	0	2	1	0	0	0	0	0	0	0	0	0	0	0	0	0	0	0	0	0	0	
NFL TOTALS		2	2	16	8	8	1	1	1.0	6.0	0	0	0	0	2	1	0	0	0	0	0	0	0	0	0	0	0	0	0	0	0	0	0	0	0

SINGLE-GAME HIGHS: DEFENSIVE

Total Tackles	13 at Washington Commanders, Nov 19, 2023 10 at Philadelphia Eagles, Dec 25, 2023 ...3 more at 10.	Tackles For Loss	1 vs. Indianapolis Colts, Sep 15, 2024 1 vs. Los Angeles Rams, Dec 31, 2023 ...5 more at 1.
Solo Tackles	8 at Washington Commanders, Nov 19, 2023 8 at Dallas Cowboys, Nov 12, 2023	Interceptions	2 vs. Philadelphia Eagles, Jan 07, 2024 2 vs. Las Vegas Raiders, Nov 07, 2021 ...1 more at 2.
Sacks	1.0 at Seattle Seahawks, Oct 30, 2022 0.5 at Philadelphia Eagles, Dec 25, 2023	Interception Return Yards	41 vs. Las Vegas Raiders, Nov 07, 2021 28 at Los Angeles Rams, Oct 06, 2024
Passes Defensed	3 vs. Philadelphia Eagles, Jan 07, 2024 2 vs. San Francisco 49ers, Nov 24, 2024 ...9 more at 2.	Special Teams Tackles	1 at Seattle Seahawks, Dec 15, 2024 1 vs. Detroit Lions, Nov 03, 2024 ...3 more at 1.
Forced Fumbles	1 at Jacksonville Jaguars, Oct 23, 2022 1 at Los Angeles Rams, Oct 06, 2024	Longest Opp Fumble Return	7 at Los Angeles Rams, Oct 06, 2024
Fumble Recoveries	1 vs. Green Bay Packers, Dec 11, 2023 ...1 more at 1.		

2024 GXG REGULAR SEASON (PACKERS)

DATE	OPPONENT	P/S	TK	S	A	SK	YDS	INT	PD	FF	FR
09/06	at Eagles	S	4	3	1	0.0	0.0	1	1	0	0
09/15	Colts	S	4	3	1	0.0	0.0	1	1	0	0
09/22	at Titans	S	4	3	1	0.0	0.0	1	1	0	0
09/29	Vikings	S	4	1	3	0.0	0.0	1	1	0	0
10/06	at Rams	S	3	2	1	0.0	0.0	1	2	0	1
10/13	Cardinals	S	4	4	0	0.0	0.0	0	0	0	0
10/20	Texans	S	6	5	1	1.0	8.0	0	0	0	0
10/27	at Jaguars	S	6	4	2	0.0	0.0	1	1	0	0
11/03	Lions	S	5	0	5	0.0	0.0	0	0	0	0
11/17	at Bears	S	9	6	3	0.0	0.0	0	0	0	0
11/24	49ers	S	3	3	0	0.0	0.0	1	2	0	0
11/28	Dolphins	S	9	7	2	0.0	0.0	0	0	0	0
12/05	at Lions	S	7	4	3	0.0	0.0	0	0	0	0
12/15	at Seahawks	S	4	3	1	0.0	0.0	0	0	0	0
2024 TOTALS		14-14	72	48	24	1.0	8.0	7	9	0	1

BRANDON MCMANUS

17

KICKER
TEMPLE

11th NFL Season | First Packers Season



Ht: 6-3 | Wt: 201 | Born: July 25, 1991 | NFL Games Played/Started: 169/0 | Acquired: FA-24

AT A GLANCE

- » Ranks No. 4 in the NFL in field goals (267) and No. 3 in points scored (1,136) since 2014 and ranks No. 3 in the league over that span in field goals of 50-plus yards (46). Led the NFL with 28 field goals of 50-plus yards over the last four seasons (2020-23).
- » In the regular season, has made 267 of 326 field goals (81.9 pct.) with a long of 61 yards and has connected on 335 of 344 extra points (97.4 pct.). Has made all 10 field goals and all three extra points in the postseason.
- » Appeared in all 17 games for the Jacksonville Jaguars in 2023, connecting on 30 of 37 field goals (81.1 pct.) and all 35 extra points.
- » Has spent time with the New York Giants (2014), Denver Broncos (2014-22), Jacksonville Jaguars (2023) and Washington Commanders (2024), appearing in 161 regular-season games and four postseason contests. Was originally signed by the Indianapolis Colts as an undrafted free agent in 2013.
- » Of his 760 kickoffs, 550 have resulted in touchbacks (72.4 pct.) in the regular season and 16 of 21 postseason kickoffs went for touchbacks (76.2 pct.).

2024 SEASON: Has played in eight games, connecting on 14 of 15 field-goal attempts (93.3 pct.) and all 23 extra points (100 pct.)...Ranks No. 3 in the NFL in FG percentage...Of his 43 kickoffs, 21 have resulted in a touchback (48.8 pct.)...Was signed on Oct. 16...**vs. Houston (Oct. 20):** Connected on a game-winning 45-yard FG as time expired in his Packers debut. Made all three extra points. Posted three touchbacks on four kickoffs...**At Jacksonville (Oct. 27):** Connected on a season-high three FGs (31, 38, 24), including a game-winning 24-yard FG as time expired. Became first kicker in NFL history to make a game-winning FG as time expired in both of his first two games with a team. Made all three extra points. Posted four touchbacks on six kickoffs...**vs. Detroit (Nov. 3):** Connected on 2 of 3 FGs (30, 38) and posted one touchback on four kickoffs...**At Chicago (Nov. 17):** Made both extra points and posted two touchbacks on four kickoffs...**vs. San Francisco (Nov. 24):** Made a season-long 51-yard FG and all five extra points. Recorded three touchbacks on seven kickoffs...**vs. Miami (Nov. 28):** Connected on all three of his FG attempts (46, 24, 33), with a long of 46 yards to end the first half, and made all three extra points. Posted two touchbacks on six kickoffs...**At Detroit (Dec. 5):** Tied the game with his lone FG attempt, a 32-yarder with 3:38 left in the fourth quarter. Made all four extra points and posted a touchback on all six of his kickoffs...**At Seattle (Dec. 15):** Connected on all three of his FGs (39, 21, 23) and all three extra points. Made his first tackle of the season on a kickoff return in the fourth quarter. Posted six kickoffs.

REGULAR-SEASON COMPARISON: KICKING - NEW ORLEANS SAINTS

DATE	OPP	W/L	GP/GS	FGM	FGA	PCT	LONG	XPM	XPA	PTS	1-19	20-29	30-39	40-49	50+	KO	TB
11/13/16	DEN @ NO	L	P	3	4	75%	50	2	2	11	0-0	0-0	1-1	0-0	0-0	6	4
11/29/20	NO @ DEN	L	P	1	1	100%	58	0	0	0-0	0-0	0-0	0-0	0-0	1-1	2	1
10/19/23	JAX @ NO	L	P	1	1	100%	43	4	4	7	0-0	0-0	0-0	1-1	0-0	6	6
TOTALS			0/3	3/0	5	6	83.3%	58	6	6	18	0-0	0-0	1-1	1-1	14	11

BRANDON MCMANUS' NFL REGULAR-SEASON KICKING STATISTICS

DATE	TEAM	GP	FGM	FGA	PCT.	LG	XP	XPA	PCT.	BLK	PTS
2014	Broncos	15	9	13	69.2	44	41	41	100.0	0	68
2015	Broncos	16	30	35	85.7	57	35	36	97.2	0	125
2016	Broncos	16	29	34	85.3	55	32	33	97.0	0	119
2017	Broncos	16	24	32	75.0	53	27	27	100.0	2	99
2018	Broncos	16	20	25	80.0	53	35	35	100.0	0	95
2019	Broncos	16	29	34	85.3	53	25	26	96.2	0	112
2020	Broncos	15	28	34	82.4	58	24	27	88.9	2	108
2021	Broncos	17	26	31	83.9	61	33	34	97.1	1	111
2022	Broncos	17	28	36	77.8	55	25	27	92.6	2	109
2023	Jaguars	17	30	37	81.1	56	35	35	100.0	1	125
2024	Packers	8	14	15	93.3	51	23	23	100.0	0	65
NFL TOTALS		169	267	326	81.9	61	335	344	97.4	8	1,136

BRANDON MCMANUS' NFL POSTSEASON KICKING STATISTICS

DATE	TEAM	GP	FGM	FGA	PCT.	LG	XP	XPA	PCT.	BLK	PTS
2014	Broncos	1	0	0	0.0	0	0	0	0.0	0	0
2015	Broncos	3	10	10	100.0	52	3	3	100.0	0	33
NFL TOTALS		4	10	10	100.0	52	3	3	100.0	0	33

BRANDON MCMANUS' NFL REGULAR-SEASON FIELD-GOAL ACCURACY STATISTICS

DATE	TEAM	1-19	PCT.	20-29	PCT.	30-39	PCT.	40-49	PCT.	50+	PCT.
2014	Broncos	0-0	0.0	5-5	100.0	2-3	66.7	2-3	66.7	0-2	0.0
2015	Broncos	0-0	0.0	12-12	100.0	8-8	100.0	5-8	62.5	5-7	71.4
2016	Broncos	0-0	0.0	9-9	100.0	10-10	100.0	7-9	77.8	3-6	50.0
2017	Broncos	0-0	0.0	6-8	75.0	11-12	91.7	4-6	66.7	3-6	50.0
2018	Broncos	0-0	0.0	5-5	100.0	6-6	100.0	7-7	100.0	2-7	28.6
2019	Broncos	0-0	0.0	6-6	100.0	9-9	100.0	10-12	83.3	4-7	57.1
2020	Broncos	0-0	0.0	6-6	100.0	4-5	80.0	8-8	100.0	10-15	66.7
2021	Broncos	0-0	0.0	7-8	87.5	6-6	100.0	8-8	100.0	5-9	55.6
2022	Broncos	0-0	0.0	6-7	85.7	4-6	66.7	10-10	100.0	8-13	61.5
2023	Jaguars	0-0	0.0	4-4	100.0	10-10	100.0	11-13	84.6	5-10	50.0
2024	Packers	0-0	0.0	4-4	100.0	7-7	100.0	2-3	66.7	1-1	100.0
NFL TOTALS		0-0	0.0	70-74	94.6	77-82	93.9	74-87	85.1	46-83	55.4

BRANDON MCMANUS' NFL POSTSEASON FIELD-GOAL ACCURACY STATISTICS

DATE	TEAM	1-19	PCT.	20-29	PCT.	30-39	PCT.	40-49	PCT.	50+	PCT.
2014	Broncos	0-0	0.0	0-0	0.0	0-0	0.0	0-0	0.0	0-0	0.0
2015	Broncos	0-0	0.0	1-1	100.0	4-4	100.0	3-3	100.0	2-2	100.0
NFL TOTALS		0-0	0.0	1-1	100.0	4-4	100.0	3-3	100.0	2-2	100.0

SINGLE-GAME HIGHS: KICKER

Field Goals Made	4 vs. Carolina Panthers, Dec 31, 2023 4 at Pittsburgh Steelers, Oct 29, 2023 ...5 more at 4.	Points	14 vs. Carolina Panthers, Dec 31, 2023 14 vs. New York Jets, Sep 26, 2021 ...2 more at 14.
Field Goal Attempts	6 vs. Las Vegas Raiders, Jan 03, 2021 5 vs. Indianapolis Colts, Sep 18, 2016 ...2 more at 5.	Special Teams Tackles	1 vs. Cincinnati Bengals, Dec 04, 2023 1 at Los Angeles Chargers, Jan 02, 2022 ...8 more at 1.
Longest Field Goals Made	61 at Los Angeles Chargers, Jan 02, 2022 58 vs. New Orleans Saints, Nov 29, 2020	Kickoff Average	67.6 at Cincinnati Bengals, Dec 22, 2014 67.3 vs. Green Bay Packers, Nov 01, 2015
Longest Field Goal Attempts	70 vs. Las Vegas Raiders, Jan 03, 2021 64 at Seattle Seahawks, Sep 12, 2022 ...1 more at 64.	Extra Point Attempt Percentage	100.0 vs. San Francisco 49ers, Nov 24, 2024 100.0 vs. Detroit Lions, Dec 12, 2021 ...7 more at 100.0.
PATs Made	6 at Arizona Cardinals, Oct 18, 2018 6 vs. Dallas Cowboys, Sep 17, 2017 ...1 more at 6.	Field Goal Percentage	100.0 vs. Carolina Panthers, Dec 31, 2023 100.0 at Pittsburgh Steelers, Oct 29, 2023 ...2 more at 100.0.
PAT Attempts	6 at Arizona Cardinals, Oct 18, 2018 6 vs. Dallas Cowboys, Sep 17, 2017 ...1 more at 6.	Touchbacks	8 at New York Jets, Oct 01, 2020 8 vs. Arizona Cardinals, Oct 05, 2014

2024 GXG REGULAR SEASON (PACKERS)

DATE	OPPONENT	FIELD GOALS				EXTRA POINTS					
		FGM	FGA	PCT	LG	XP	XPA	PCT	BLK	PTS	
09/06	at Eagles										
09/15	Colts										
09/22	at Titans										
09/29	Vikings										
10/06	at Rams										
10/13	Cardinals										
10/20	Texans	P	1	1	100.0	45	3	3	100.0	0	6
10/27	at Jaguars	P	3	3	100.0	38	3	3	100.0	0	12
11/03	Lions	P	2	3	66.7	38	0	0	0.0	0	6
11/17	at Bears	P	0	0	0.0	0	2	2	100.0	0	2
11/24	49ers	P	1	1	100.0	51	5	5	100.0	0	8
11/28	Dolphins	P	3	3	100.0	46	3	3	100.0	0	12
12/05	at Lions	P	1	1	100.0	32	4	4	100.0	0	7
12/15	at Seahawks	P	3	3	100.0	39	3	3	100.0	0	12
2024 TOTALS		8	14	15	93.3	51	23	23	100.0	0	65

BO MELTON

80

WIDE RECEIVER
RUTGERS

First NFL Season | First Packers Season



Ht: 5-11 | Wt: 189 | Born: May 18, 1999 | NFL Games Played/Started: 19/1 | Acquired: FA-22 (PS-Sea.)

AT A GLANCE

- » Appeared in five games with one start for the Packers last season, posting 16 receptions for 218 yards (13.6 avg.) and a TD along with three carries for 21 yards (7.0 avg.).
- » Made his first NFL start at Minnesota in Week 17 and posted a career-high six catches for a career-best 105 yards (17.5 avg.) and a TD, becoming the first Packer to post 100-plus receiving yards and a receiving TD in his first NFL start since WR Jarrett Boykin in 2013.
- » Was signed to Green Bay's active roster from Seattle's practice squad on Dec. 27, 2022.
- » Was selected by the Seahawks in the seventh round (No. 229 overall) of the 2022 NFL Draft, the first WR from Rutgers to be drafted since Leonte Carroo (third round) by the Miami Dolphins in 2016.
- » Appeared in 56 games with 42 starts in five seasons at Rutgers (2017-21), finishing his career ranked No. 3 in school history in games played, No. 6 in receptions (164), tied for No. 8 in 100-yard receiving games (five) and No. 10 in receiving yards (2,011).

2024 SEASON: Has appeared in all 14 games, seeing time on offense and special teams...Has posted five catches for 73 yards (14.6 avg.) and 39 rushing yards on six carries (6.5 avg.)...Has added two tackles and a fumble recovery on special teams...**At Philadelphia (Sept. 6):** Appeared on eight plays on offense and nine on special teams...**Vs. Indianapolis (Sept. 15):** Played 16 snaps on offense and seven on special teams...**At Tennessee (Sept. 22):** Appeared on 17 plays on offense and six on special teams...**Vs. Minnesota (Sept. 29):** Played 11 snaps on offense and hauled in a 28-yard pass early in the fourth quarter. Also appeared on 14 plays on special teams and recovered a muffed punt by Vikings WR Jalen Nailor with under a minute remaining in the first half, giving Green Bay the ball at the Minnesota 3 to set up a TD two plays later...**At L.A. Rams (Oct. 6):** Appeared on a season-high 29 snaps on offense and one on special teams, posting a 12-yard reception...**Vs. Arizona (Oct. 13):** Played 27 snaps on offense and six on special teams, posting a career-high 27 rushing yards on two carries (13.6 avg.) while adding a 6-yard reception. Added a special teams tackle...**Vs. Houston (Oct. 20):** Appeared on eight plays on offense and nine on special teams, posting an 8-yard reception...**At Jacksonville (Oct. 27):** Played 12 snaps on offense and registered a tackle in 17 snaps of work on special teams...**Vs. Detroit (Nov. 3):** Appeared on 11 snaps on offense and six on special teams, posting a 19-yard reception and downing a Daniel Whelan punt at the Detroit 9 early in the second quarter...**At Chicago (Nov. 17):** Played five snaps on offense and four on special teams...**Vs. San Francisco (Nov. 24):** Appeared on 23 plays on offense and six on special teams, posting a 5-yard run...**Vs. Miami (Nov. 28):** Played nine snaps on offense and seven on special teams...**At Detroit (Dec. 5):** Appeared on nine plays on offense and nine on special teams...**At Seattle (Dec. 15):** Appeared on two plays on offense and 10 on special teams.

BO MELTON'S NFL REGULAR-SEASON RECEIVING STATISTICS

DATE	TEAM	GP	GS	RECEIVING				
				NO.	YDS.	AVG.	LG	TD
2023	Packers	5	1	16	218	13.6	37	1
2024	Packers	14	0	5	73	14.6	28	0
NFL TOTALS		19	1	21	291	13.9	37	1

BO MELTON'S NFL POSTSEASON RECEIVING STATISTICS

DATE	TEAM	GP	GS	RECEIVING				
				NO.	YDS.	AVG.	LG	TD
2023	Packers	2	0	2	26	13.0	19t	1
NFL TOTALS		2	0	2	26	13.0	19t	1

SINGLE-GAME HIGHS: RUSHING/RECEIVING

Rush Attempts	2 vs. Arizona Cardinals, Oct 13, 2024 2 vs. Indianapolis Colts, Sep 15, 2024 ...1 more at 2.
Rushing Yards	27 vs. Arizona Cardinals, Oct 13, 2024 14 vs. Chicago Bears, Jan 07, 2024
Longest Runs	16 vs. Arizona Cardinals, Oct 13, 2024 16 vs. Indianapolis Colts, Sep 15, 2024
Receptions	6 at Minnesota Vikings, Dec 31, 2023 5 vs. Chicago Bears, Jan 07, 2024
Receiving Yards	105 at Minnesota Vikings, Dec 31, 2023 62 vs. Chicago Bears, Jan 07, 2024
Receiving Average	17.5 at Minnesota Vikings, Dec 31, 2023 12.4 vs. Chicago Bears, Jan 07, 2024

Longest Receptions	37 at Minnesota Vikings, Dec 31, 2023 28 vs. Minnesota Vikings, Sep 29, 2024 ...1 more at 28.
Receiving TDs	1 at Minnesota Vikings, Dec 31, 2023
Special Teams Tackles	1 at Minnesota Vikings, Dec 31, 2023
Most TDs	1 at Minnesota Vikings, Dec 31, 2023
Scrimmage Yards	105 at Minnesota Vikings, Dec 31, 2023 76 vs. Chicago Bears, Jan 07, 2024

2024 GXG REGULAR SEASON (PACKERS)

DATE	OPPONENT	P/S	RECEIVING					RUSHING				
			NO.	YDS.	AVG.	LG	TD	NO.	YDS.	AVG.	LG	TD
09/06	at Eagles	P	0	0	0.0	0	0	0	0	0.0	0	0
09/15	Colts	P	0	0	0.0	0	0	2	8	4.0	16	0
09/22	at Titans	P	0	0	0.0	0	0	0	0	0.0	0	0
09/29	Vikings	P	1	28	28.0	28	0	0	0	0.0	0	0
10/06	at Rams	P	1	12	12.0	12	0	0	0	0.0	0	0
10/13	Cardinals	P	1	6	6.0	6	0	2	27	13.5	16	0
10/20	Texans	P	1	8	8.0	8	0	1	-1	-1.0	-1	0
10/27	at Jaguars	P	0	0	0.0	0	0	0	0	0.0	0	0
11/03	Lions	P	1	19	19.0	19	0	0	0	0.0	0	0
11/17	at Bears	P	0	0	0.0	0	0	0	0	0.0	0	0
11/24	49ers	P	0	0	0.0	0	0	1	5	5.0	5	0
11/28	Dolphins	P	0	0	0.0	0	0	0	0	0.0	0	0
12/05	at Lions	P	0	0	0.0	0	0	0	0	0.0	0	0
12/15	at Seahawks	P	0	0	0.0	0	0	0	0	0.0	0	0
2024 TOTALS		14-0	5	73	14.6	28	0	6	39	6.5	16	0

JACOB MONK 62

CENTER/GUARD
DUKE

Rookie



Ht: 6-3 | Wt: 308 | Born: June 4, 2001 | NFL Games Played/Started: 9/0 | Acquired: D5a-24

AT A GLANCE

- » Appeared in 59 games with 58 starts in his five seasons at Duke, opening games at three different spots on the offensive line (34 at right guard, 12 at center, 12 at right tackle).
- » Earned second-team All-Atlantic Coast honors in 2023 and twice earned All-ACC honorable mention (2021-22) while also being a two-time team captain (2022-23).
- » Anchored an offensive line that helped the Blue Devils rank tied for No. 24 in the nation in sacks allowed per game in 2023 (1.31, 17 sacks in 13 games).
- » In 2022, helped clear the way for Duke to register a school-record 31 rushing TDs as the Blue Devils also ranked No. 1 in the ACC in sacks allowed (17).
- » In 2019, became the first true freshman to start a season opener on the offensive line for Duke since Bryan Morgan in 2007.
- » Selected by the Packers with the first of two picks in the fifth round (No. 163 overall) of the 2024 NFL Draft, becoming the first offensive lineman from Duke to be drafted by Green Bay.
- » Was a three-year team captain and a three-time all-conference selection at Corinth Holders High School in Wendell, N.C.

2024 SEASON: Has appeared in nine games, seeing time on special teams...Has been inactive (healthy scratch) for five contests...**At Philadelphia (Sept. 6):** Appeared on seven plays on special teams in his NFL debut...**Vs. Indianapolis (Sept. 15):** Played five snaps on special teams...**At Tennessee (Sept. 22):** Appeared on seven plays on special teams...**Vs. Minnesota (Sept. 29):** Played five snaps on special teams...**At L.A. Rams (Oct. 6):** Played four snaps on special teams...**Vs. Arizona (Oct. 13):** Appeared on two snaps on special teams...**Vs. Houston (Oct. 20):** Inactive (healthy scratch)...**At Jacksonville (Oct. 27):** Played four snaps on special teams...**Vs. Detroit (Nov. 3):** Appeared on three snaps on special teams...**At Chicago (Nov. 17):** Played two snaps on special teams...**Vs. San Francisco (Nov. 24):** Inactive (healthy scratch)...**Vs. Miami (Nov. 28):** Inactive (healthy scratch)...**At Detroit (Dec. 5):** Inactive (healthy scratch)...**At Seattle (Dec. 15):** Inactive (healthy scratch).

JACOB MONK'S NFL REGULAR-SEASON STATISTICS

DATE	TEAM	GP	GS
2024	Packers	9	0
NFL TOTALS		9	0

JORDAN MORGAN

77

TACKLE/GUARD
ARIZONA

Rookie



Ht: 6-5 | Wt: 311 | Born: August 4, 2001 | NFL Games Played/Started: 6/1 | Acquired: D1-24

AT A GLANCE

- » Appeared in 41 games with 37 starts at left tackle during his five seasons at the University of Arizona, starting all 33 games he played in over his final three seasons.
- » Earned first-team All-Pacific-12 honors from *The Associated Press* and from the coaches in 2023, helping the Wildcats rank No. 20 in the nation in total offense (448.0 ypg), No. 8 in passing offense (308.3 ypg) and No. 18 in scoring offense (34.6 ppg).
- » Allowed only two sacks in 787 snaps of work in 2023 as he led the Arizona offensive line in total blocking grade (84.3), run-blocking grade (77.0) and pass-blocking grade (87.3), per Pro Football Focus.
- » Helped the Wildcats post a 10-3 record in 2023, a nine-win improvement from 2021, the largest win improvement over two years in the history of the program.
- » Started all 10 games he played in at LT during the 2022 season, taking home first-team AP All-Pac-12 recognition after allowing just one sack in 670 snaps of action and helping Arizona rank No. 6 in the nation in passing offense (318.4 ypg).
- » Selected by the Packers in the first round (No. 25 overall) of the 2024 NFL Draft, the first offensive lineman from the University of Arizona to be picked in the first round since John Fina (No. 27 overall) by Buffalo in 1992.
- » Earned all-state honors at Marana High School (Tucson, Ariz.), helping lead the team to three consecutive appearances in the state playoffs (2016-18).

2024 SEASON: Has played in six games with one start (at LG), seeing action on offense and special teams...Was sidelined for three games (Weeks 3-5) due to a shoulder injury...Was placed on injured reserve (shoulder) on Nov. 16...**At Philadelphia (Sept. 6):** Rotated with Sean Rhyan at RG, appearing on 28 of 67 snaps as he played one out of every three series...**Vs. Indianapolis (Sept. 15):** Rotated with Rhyan at RG in the first half, playing two series (20 snaps) before sustaining a shoulder injury that sidelined him for the second half...**At Tennessee (Sept. 22):** Inactive (shoulder)...**Vs. Minnesota (Sept. 29):** Inactive (shoulder)...**Vs. Arizona (Oct. 13):** Returned to action, appearing on 38 snaps on offense as he rotated with Rhyan at RG. Helped protect QB Jordan Love as he was not sacked on the afternoon and as he tied his career high with four TD passes...**Vs. Houston (Oct. 20):** Played 13 snaps at RG, coming in for Rhyan for the Packers' third series...**At Jacksonville (Oct. 27):** Played 22 snaps at RG as he rotated in for Rhyan, helping to clear the way for the Packers' 170 rushing yards and two TDs on 39 carries (4.4 avg.) as the line allowed just one sack on the afternoon...**Vs. Detroit (Nov. 3):** Made his first NFL start, opening at LG in place of Elgton Jenkins with Jenkins sliding over to C in place of an injured Josh Myers (wrist). Appeared on all 65 snaps as the line did not allow a sack and cleared the way for 138 rushing yards on 23 attempts (6.0 avg.).

JORDAN MORGAN'S NFL REGULAR-SEASON STATISTICS

DATE	TEAM	GP	GS
2024	Packers	6	1
NFL TOTALS		6	1

ARRON MOSBY 53

DEFENSIVE LINEMAN
FRESNO STATE

Second NFL Season | First Packers Season



Ht: 6-3 | Wt: 250 | Born: April 13, 1999 | NFL Games Played/Started: 16/0 | Acquired: W-23 (Car.)

AT A GLANCE

- » Second-year player out of Fresno State, originally signed with the Carolina Panthers as an undrafted free agent in 2022.
- » He spent his rookie season on the Panthers' practice squad and active roster, appearing in three games.
- » In college, Mosby played in 58 games over five seasons with the Bulldogs (2017-21). As a senior, he led the team with 15.5 tackles for a loss, tied for the sixth most in a season in program history.

2024 SEASON: Has played in 13 games, recording five tackles (two solo), a shared sack, a tackle for a loss, a quarterback hit and a pass defended...Has posted three tackles on special teams...Was inactive for one game (Week 1)...**At Philadelphia (Sept. 6):** Inactive...**Vs. Indianapolis (Sept. 15):** Made his Packers debut, appearing on eight special teams snaps...**At Tennessee (Sept. 22):** Played 17 snaps on special teams...**Vs. Minnesota (Sept. 29):** Appeared on 12 special teams snaps...**At L.A. Rams (Oct. 6):** Saw action on 13 special teams snaps, recording a tackle on kickoff coverage...**Vs. Arizona (Oct. 13):** Played 11 snaps on special teams...**Vs. Houston (Oct. 20):** Appeared on 17 special teams snaps...**At Jacksonville (Oct. 27):** Played two snaps on defense and a team-high 26 snaps on special teams...**Vs. Detroit (Nov. 3):** Recorded his first career sack and QB hit when he combined with DL Rashan Gary to bring down QB Jared Goff for a loss of 8 yards on third down, forcing Detroit to punt. Also appeared on 12 special teams plays...**At Chicago (Nov. 17):** Played 10 snaps on defense, recording an assisted tackle. Also appeared on nine special teams snaps...**Vs. San Francisco (Nov. 24):** Played 11 snaps on defense and 14 on special teams, recording a tackle on punt coverage...**Vs. Miami (Nov. 28):** Appeared on 14 defensive snaps, recording his first career tackle for a loss when he brought down RB De'Von Achane for a loss of 6 yards on first-and-goal in the second quarter. Also saw action on 12 special teams plays, recording a tackle on kickoff coverage...**At Detroit (Dec. 5):** Played 22 snaps on defense, recording a solo tackle. Also appeared on 18 special teams plays...**At Seattle (Dec. 15):** Recorded an assisted tackle and his first career pass defended on 22 defensive snaps. Broke up a pass on second-and-10 that was intended for TE Noah Fant in the fourth quarter. Also saw action on 19 special teams plays.

ARRON MOSBY'S NFL REGULAR-SEASON DEFENSIVE STATISTICS

YEAR	TEAM	GP	GS	TACKLES								INTERCEPTIONS							ST			MISC					
				TK	S	A	TFL	YDS	SK	YDS	QBH	NO	YDS	LG	TD	PD	FF	FR	TD	YDS	TK	S	A	FF	FR	S	A
2022	Panthers	3	0	1	1	0	0	0	0.0	0.0	0	0	0	0	0	0	0	0	0	0	0	0	0	0	0	0	0
2024	Packers	13	0	5	2	3	1	6	0.5	4.0	1	0	0	0	1	0	0	0	0	0	3	3	0	0	0	0	0
NFL TOTALS		16	0	6	3	3	1	6	0.5	4.0	1	0	0	0	1	0	0	0	0	0	3	3	0	0	0	0	0

SINGLE-GAME HIGHS: DEFENSIVE

Total Tackles
1 at Detroit Lions, Dec 05, 2024
1 vs. Miami Dolphins, Nov 28, 2024
...3 more at 1.

Solo Tackles
1 at Detroit Lions, Dec 05, 2024
1 vs. Miami Dolphins, Nov 28, 2024
...1 more at 1.

Sacks
0.5 vs. Detroit Lions, Nov 03, 2024

Passes Defended
1 at Seattle Seahawks, Dec 15, 2024
Special Teams Tackles
1 vs. Miami Dolphins, Nov 28, 2024
1 vs. San Francisco 49ers, Nov 24, 2024
...1 more at 1.

2024 GXG REGULAR SEASON (PACKERS)

DATE	OPPONENT	P/S	TK	S	A	SK	YDS	INT	PD	FF	FR	
09/06	at Eagles		INACTIVE									
09/15	Colts	P	0	0	0	0	0.0	0	0	0	0	
09/22	at Titans	P	0	0	0	0	0.0	0	0	0	0	
09/29	Vikings	P	0	0	0	0	0.0	0	0	0	0	
10/06	at Rams	P	0	0	0	0	0.0	0	0	0	0	
10/13	Cardinals	P	0	0	0	0	0.0	0	0	0	0	
10/20	Texans	P	0	0	0	0	0.0	0	0	0	0	
10/27	at Jaguars	P	0	0	0	0	0.0	0	0	0	0	
11/03	Lions	P	1	0	1	0.5	4.0	0	0	0	0	
11/17	at Bears	P	1	0	1	0	0.0	0	0	0	0	
11/24	49ers	P	0	0	0	0	0.0	0	0	0	0	
11/28	Dolphins	P	1	1	0	0	0.0	0	0	0	0	
12/05	at Lions	P	1	1	0	0	0.0	0	0	0	0	
12/15	at Seahawks	P	1	0	1	0	0.0	0	1	0	0	
2024 TOTALS		13-0	5	2	3	0.5	4.0	0	1	0	0	

LUKE MUSGRAVE

88

TIGHT END
OREGON STATE

Second NFL Season | Second Packers Season



Ht: 6-6 | Wt: 253 | Born: September 2, 2000 | NFL Games Played/Started: 15/11 | Acquired: D2a-23

AT A GLANCE

- » Tied the franchise rookie record (Bubba Franks, 2000) for the most receptions by a tight end with 34 despite missing six contests due to injury last season.
- » Finished with 352 receiving yards last season, good for No. 3 among rookie TEs in team history behind only Franks (363 in 2000) and Tucker Kraft (355 in 2023).
- » Ranked No. 3 in the NFL among rookie tight ends in receptions and yards per reception (min. 20 rec.) and No. 4 in receiving yards in 2023.
- » Ranked No. 2 among Pacific-12 tight ends and No. 8 among tight ends in the Power Five in yards per reception (14.3) in 2021-22.
- » Set career highs in games played (13), games started (nine), receptions (22) and receiving yards (304) in 2021. Also blocked a punt and returned it 27 yards for a TD.
- » Became the highest-drafted tight end out of Oregon State in school history and was the highest-drafted TE by Green Bay since Franks (first round, No. 14 overall) in 2000.

2024 SEASON: Has appeared in four games with two starts and has posted five catches for 22 yards (4.4 avg.)...Dressed for the Week 5 contest, but did not play...Was placed on injured reserve (ankle) on Oct. 11...**At Philadelphia (Sept. 6):** Appeared on 17 plays on offense...**Vs. Indianapolis (Sept. 15):** Started and played 31 of 70 snaps, posting a 6-yard catch and helping to block for the Packers' 261 rushing yards on 53 carries (4.9 avg.), the highest rushing-yardage total in a game by Green Bay since Sept. 28, 2003, vs. Denver (262 yards)...**At Tennessee (Sept. 22):** Appeared on 35 of 63 offensive snaps and recorded a 3-yard catch...**Vs. Minnesota (Sept. 29):** Played 25 snaps and caught three passes for 13 yards (4.3 avg.)...**At L.A. Rams (Oct. 6):** Was active, but did not see any action after dealing with an ankle injury during the week.

LUKE MUSGRAVE'S NFL REGULAR-SEASON RECEIVING STATISTICS

DATE	TEAM	GP	GS	RECEIVING				
				NO.	YDS.	AVG.	LG	TD
2023	Packers	11	9	34	352	10.4	37	1
2024	Packers	4	2	5	22	4.4	6	0
NFL TOTALS		15	11	39	374	9.6	37	1

LUKE MUSGRAVE'S NFL POSTSEASON RECEIVING STATISTICS

DATE	TEAM	GP	GS	RECEIVING				
				NO.	YDS.	AVG.	LG	TD
2023	Packers	2	1	6	66	11.0	38t	1
NFL TOTALS		2	1	6	66	11.0	38t	1

SINGLE-GAME HIGHS: RECEIVING

Receptions	6 at Las Vegas Raiders, Oct 09, 2023	Receiving TDs	1 vs. Los Angeles Rams, Nov 05, 2023
	6 vs. New Orleans Saints, Sep 24, 2023	Most TDs	1 vs. Los Angeles Rams, Nov 05, 2023
Receiving Yards	64 at Pittsburgh Steelers, Nov 12, 2023	Scrimmage Yards	64 at Pittsburgh Steelers, Nov 12, 2023
	51 vs. Los Angeles Rams, Nov 05, 2023		51 vs. Los Angeles Rams, Nov 05, 2023
Receiving Average	17.0 vs. Los Angeles Rams, Nov 05, 2023		
	16.7 at Chicago Bears, Sep 10, 2023		
Longest Receptions	37 at Chicago Bears, Sep 10, 2023		
	36 at Pittsburgh Steelers, Nov 12, 2023		

2024 GXG REGULAR SEASON (PACKERS)

DATE	OPPONENT	P/S	RECEIVING						RUSHING			
			NO.	YDS.	AVG.	LG	TD	NO.	YDS.	AVG.	LG	TD
09/06	at Eagles	S	0	0	0.0	0	0	0	0	0.0	0	0
09/15	Colts	S	1	6	6.0	6	0	0	0	0.0	0	0
09/22	at Titans	P	1	3	3.0	3	0	0	0	0.0	0	0
09/29	Vikings	P	3	13	4.3	5	0	0	0	0.0	0	0
10/06	at Rams							DID NOT PLAY				
10/13	Cardinals							INJURED RESERVE				
10/20	Texans							INJURED RESERVE				
10/27	at Jaguars							INJURED RESERVE				
11/03	Lions							INJURED RESERVE				
11/17	at Bears							INJURED RESERVE				
11/24	49ers							INJURED RESERVE				
11/28	Dolphins							INJURED RESERVE				
12/05	at Lions							INJURED RESERVE				
12/15	at Seahawks							INJURED RESERVE				
2024 TOTALS		4-2	5	22	4.4	6	0	0	0	0.0	0	0

JOSH MYERS

71

CENTER/GUARD
OHIO STATE

Fourth NFL Season | Fourth Packers Season



Ht: 6-5 | Wt: 310 | Born: July 16, 1998 | NFL Games Played/Started: 53/53 | Acquired: D2-21

AT A GLANCE

- » Has started 47 games since 2022, the most on the offensive side of the ball and the second most on the team behind only DL Kenny Clark (48).
- » Was one of only six centers in the NFL (Jake Brendel, Mason Cole, Jason Kelce, Robert Hainsey, Luke Fortner) to start all 34 regular-season games over the past two seasons (2022-23).
- » Part of a line that allowed just 78 sacks since 2022, No. 2 in the NFL over that span.
- » Started all 17 games at center in 2022 and appeared on a team-high 1,047 offensive snaps.
- » In 2021, joined Corey Linsley (2014) as the only rookies to start at center for the Packers in the season opener since the 1970 AFL-NFL merger.
- » Played in 31 games in three years (2018-20) at Ohio State and started his final 21 contests at center for the Buckeyes. Was a part of teams that only lost one game each season he played, won three Big Ten titles and appeared in back-to-back College Football Playoffs (2019-20).
- » In 2020, earned second-team All-America honors from Sporting News and first-team All-Big Ten recognition from the coaches.

2024 SEASON: Has started all 12 games he has appeared in at C and has helped the offense rank No. 2 in sacks allowed (16) and yards per play (6.26), No. 4 in total offense (375.8 ypg), tied for No. 4 in rushing offense (144.4 ypg), No. 7 in yards per carry (4.70), No. 6 in explosive plays (111) and tied for No. 4 in explosive runs (44)...Part of a line that has allowed zero sacks in five games this season, tied for No. 2 in the NFL...**At Philadelphia (Sept. 6):** Started at C and played 65 of 67 snaps, missing the final two plays due to injury. Helped protect QB Jordan Love as he was sacked just once on the evening and cleared holes for Green Bay to register 163 rushing yards on just 21 carries (7.8 avg.)...**Vs. Indianapolis (Sept. 15):** Started at C and played all 70 snaps. Was part of a line that did not allow a sack of QB Malik Willis and cleared the way for the Packers' 261 rushing yards on 37 attempts (5.1 avg.), the highest rushing-yardage total in a game by Green Bay since Sept. 28, 2003, vs. Denver (262 yards)...**At Tennessee (Sept. 22):** Started at C and played all 63 snaps, helping to clear the way for the Packers' 188 rushing yards on 37 attempts (5.1 avg.), bringing their total over their past two games to 449 rushing yards, the most over a two-game span by Green Bay in a single season since Nov. 2-10, 2003 (502 yards)...**Vs. Minnesota (Sept. 29):** Started at C and played all 76 snaps, helping the offense register a season-high 465 total yards as Love posted single-game career highs for passing yards (389), passing TDs (four) and completions (32)...**At L.A. Rams (Oct. 6):** Started at C and played all 59 snaps, helping to clear the way for the Packers' 126 rushing yards and a TD on 30 carries (4.2 avg.)...**Vs. Arizona (Oct. 13):** Started at C and played 68 of 73 snaps, missing five plays early in the fourth quarter due to injury. Helped to clear the way for the Packers' 437 total yards and was part of a line that did not allow a sack of Love as he tied his career high with four TD passes...**Vs. Houston (Oct. 20):** Started at C and played all 58 snaps, helping to protect Love as he threw for 220 yards and three TDs on 24-of-33 passing...**At Jacksonville (Oct. 27):** Started at C and played all 70 snaps, helping to clear the way for the Packers' 170 rushing yards and two TDs on 39 carries (4.4 avg.) as the line allowed just one sack on the afternoon...**Vs. Detroit (Nov. 3):** Was sidelined due to a wrist injury, snapping a streak of 43 consecutive games played...**At Chicago (Nov. 17):** Started at C and played all 46 snaps, helping to protect Love as he was sacked just once on the afternoon and as he posted a career-best average of 15.35 yards per passing attempt (13 of 17 for 261 yards), the fourth-best mark in team history (min. 15 att.) and the top mark since QB Lynn Dickey (17.80) vs. Tampa Bay on Oct. 2, 1983...**Vs. San Francisco (Nov. 24):** Started at C and played 68 of 72 snaps, helping to clear the way for the Packers' 169 rushing yards on 42 carries (4.0 avg.) as RB Josh Jacobs rushed for 106 yards and three TDs on 26 carries (4.1 avg.). Came out of the game for the final four offensive snaps with the Packers holding a 38-10 lead...**Vs. Miami (Nov. 28):** Started at C and played all 54 snaps, part of a line that did not allow a sack of Love as he posted a season-high 129.2 passer rating (21 of 28 for 274 yards and two TDs with no INTs)...**At Detroit (Dec. 5):** Started at C and played all 50 snaps, protecting Love as he was sacked just one time on the evening and as he posted a 111.7 passer rating (12 of 20 for 206 yards and a TD)...**At Seattle (Dec. 15):** Started at C and played all 64 snaps as the line did not allow a sack, bringing the total number of sacks allowed to five in the last seven games, the fewest by Green Bay over a seven-game span since 2007.

JOSH MYERS' NFL REGULAR-SEASON STATISTICS

DATE	TEAM	GP	GS
2021	Packers	6	6
2022	Packers	17	17
2023	Packers	17	17
2024	Packers	13	13
NFL TOTALS		53	53

JOSH MYERS' NFL POSTSEASON STATISTICS

DATE	TEAM	GP	GS
2021	Packers	1	1
2023	Packers	2	2
NFL TOTALS		3	3

KEISEAN NIXON

25

CORNERBACK
SOUTH CAROLINA

Sixth NFL Season | Third Packers Season



Ht: 5-10 | Wt: 200 | Born: June 22, 1997 | NFL Games Played/Started: 88/31 | Acquired: FA-22

AT A GLANCE

- » First name is pronounced KEY-shawn.
- » Became the fourth kick returner to be named first-team All-Pro by *The Associated Press* in back-to-back years (2022-23), joining Cordarrelle Patterson (2019-20), Devin Hester (2006-07) and Mel Gray (1990-91). Was the first Packer to earn a spot on the AP All-Pro team at KR since the position was added in 1976.
- » Was also named to the All-NFL and All-NFC teams as a kick returner by the Pro Football Writers of America in both 2022 and 2023, and in 2023 he was selected to the All-NFL Players' All-Pro team as a kick returner. Became just the second kick returner in franchise history to be selected to the All-NFL team by the PFWA (KR Roell Preston in 1998).
- » In 2022-23, joined Al Carmichael (1956-57) as the only players in team history to lead the NFL in kickoff return yards in back-to-back seasons (min. 20 att.).
- » Ranked No. 2 in the NFL with an average of 28.83 yards per kickoff return in 2022, the best single-season mark in franchise history among players with 30-plus kickoff returns.
- » Spent the first three years of his career (2019-21) with the Raiders, appearing in 40 games with two starts.
- » Played two years at the University of South Carolina after transferring from Arizona Western College (Yuma, Ariz.), where he earned second-team All-America honors.

2024 SEASON: Has played in all 14 games, making 12 starts and recording 70 tackles (45 solo), a career-high five tackles for a loss, a career-best two sacks, a career-high four quarterback hits, six passes defended, an interception and a career-high two forced fumbles (tied for the team lead)...Is one of two defensive backs (Cowboys S Donovan Wilson) in the NFL this season with multiple sacks, multiple forced fumbles and an interception...Is the first Packers defensive back to reach those numbers since CB Tramon Williams in 2013...Has returned 14 kickoffs for 417 yards (29.8 avg.) and four punts for 48 yards (12.0 avg.)...Ranks No. 4 on the team in tackles and No. 3 in passes defended...**At Philadelphia (Sept. 6):** Saw action on 52 defensive snaps, recording six tackles (one solo), his first career full sack, two tackles for a loss, two quarterback hits and a pass defended. Brought down QB Jalen Hurts for a loss of 6 yards on first down near the end of the first half to help hold the Eagles to a field goal. Broke up a pass intended for WR Jahan Dotson early in the fourth quarter. Also appeared on 12 special teams snaps, returning one kickoff for 24 yards (24.0 avg.) in the fourth quarter...**Vs. Indianapolis (Sept. 15):** Started and played 47 snaps on defense, recording three tackles (all solo). Also appeared on seven special teams plays...**At Tennessee (Sept. 22):** Recorded two tackles (both solo) on 40 defensive snaps. Also saw action on five special teams plays...**Vs. Minnesota (Sept. 29):** Started and played 66 of 68 defensive snaps, recording seven tackles (five solo), a sack, a tackle for a loss, a QB hit and a forced fumble. Sacked QB Sam Darnold for a loss of 8 yards and forced him to fumble, one that was recovered by LB Edgerrin Cooper and led to a TD two plays later to make it a one-score game with 10:16 left. Also played 13 snaps on special teams and returned a punt for 1 yard...**At L.A. Rams (Oct. 6):** Started and played all 78 snaps on defense, recording five tackles (four solo), a tackle for a loss and a pass defended. Broke up a pass intended for WR Demarcus Robinson in the second quarter on second-and-3. Tackled WR Xavier Smith for a loss of 5 yards on a first-down pass play near the end of the third quarter. Also saw action on six special teams snaps...**Vs. Arizona (Oct. 13):** Started and played all 58 snaps on defense, recording three tackles (two solo) and a pass defended. Broke up a pass intended for WR Michael Wilson on a third-down play in the first quarter, forcing Arizona to punt. On special teams, returned a career-long 39-yard punt, which set up a 44-yard TD pass to WR Christian Watson on the next play. Also returned two kickoffs for 60 yards (30.0 avg.) with a season-long return of 37 yards...**Vs. Houston (Oct. 20):** Started and played all 64 snaps on defense, posting five tackles (two solo). Returned two kickoffs for 58 yards (29.0 avg.) with a long of 32 yards and one punt for 8 yards (8.0 avg.)...**At Jacksonville (Oct. 27):** Started and played 56 of 57 snaps on defense, recording four tackles (three solo). Made back-to-back tackles on RB Tank Bigsby to help force a three-and-out by the Jacksonville offense in the second quarter. Also appeared on 12 special teams plays...**Vs. Detroit (Nov. 3):** Started and played all 57 snaps on defense, recording six tackles (four solo) and a QB hit. Posted a QB hit in the fourth quarter that forced QB Jared Goff to throw an incomplection, which brought up third-and-22 and Detroit could not convert. Also returned two kickoffs for 53 yards (26.5 average) with a long of 29 yards...**At Chicago (Nov. 17):** Started and played 71 of 72 snaps on defense, posting four tackles (three solo). Tackled WR Rome Odunze short of the line to gain on third-and-8 in the fourth quarter, forcing Chicago to punt. Also returned two kickoffs for 51 yards (25.5 avg.) with a long of 26 yards...**Vs. San Francisco (Nov. 24):** Started and played all 43 snaps on defense, recording three tackles (all assists) and a forced fumble. Forced RB Christian McCaffrey to fumble on a catch-and-run in the fourth quarter and DL Karl Brooks recovered it. Also appeared on five special teams snaps...**Vs. Miami (Nov. 28):** Started and played all 71 snaps on defense, recording six tackles (all solo) and a pass defended. Defended a pass intended for TE Jonnu Smith on third-and-1 and Miami turned it over on downs after a failed fourth-down attempt. On special teams, returned two kickoffs for 73 yards (36.5 avg.) with a season-long 43-yarder...**At Detroit (Dec. 5):** Started and played 79 of 80 snaps on defense, recording a season-high 10 tackles (three solo), an INT and two passes defended. Posted his first INT of the season when he intercepted QB Jared Goff on the Lions' first drive of the second half and returned it 16 yards to the Detroit 16, helping Green Bay take the lead with a TD three plays later. Also saw action on 12 special teams plays...**At Seattle (Dec. 15):** Started and played 56 of 59 snaps on defense, recording five tackles (three solo) and a tackle for a loss. Tackled WR Jaxon Smith-Njigba for a loss of 2 yards on second-and-10 to help hold Seattle to a field goal in the third quarter. On special teams, returned a season-high three kickoffs for a season-best 98 yards (32.7 avg.) with a long of 39 yards.

REGULAR-SEASON COMPARISON: DEFENSIVE - NEW ORLEANS SAINTS

DATE	OPP	W/L	GP/GS	TACKLES						MISC					
				TOT	SOLO	ASST	SACK	YDS.	INT	TFL	PD	QBH	TD	FF	FR
9/21/20	LV vs. NO	W	P	0	0	0	0.0	0.0	0	0	0	0	0	0	0
9/24/23	GB vs. NO	W	P	3	3	0	0.0	0.0	0	0	1	0	0	0	0
TOTALS		2/0	2/0	3	3	0	0.0	0.0	0	0	1	0	0	0	0

REGULAR-SEASON COMPARISON: KICK RETURNS - NEW ORLEANS SAINTS

DATE	OPP	W/L	GP/GS	NO.	YDS.	AVG.	LG	TD
9/21/20	LV vs. NO	W	P	0	0	0	0	0
9/24/23	GB vs. NO	W	P	1	24	24.0	24	0
TOTALS		2/0	2/0	1	24	24.0	24	0

REGULAR-SEASON COMPARISON: PUNT RETURNS - NEW ORLEANS SAINTS

DATE	OPP	W/L	GP/GS	NO.	YDS.	AVG.	LG	TD
9/21/20	LV vs. NO	W	P	0	0	0	0	0
9/24/23	GB vs. NO	W	P	1	0	0.0	0	0
TOTALS		2/0	2/0	1	0	0.0	0	0

KEISEAN NIXON'S NFL REGULAR-SEASON DEFENSIVE STATISTICS

YEAR	TEAM	GP	GS	TACKLES							INTERCEPTIONS							ST				MISC			
				TK	S	A	TFL	YDS	SK	YDS	QBH	NO	YDS	LG	TD	PD	FF	FR	TD	YDS	TK	S	A	FF	FR
2019	Raiders	14	0	3	3	0	0	0	0.0	0.0	0	0	0	0	0	1	0	0	0	9	9	0	0	0	0
2020	Raiders	15	1	9	6	3	0	0	0.0	0.0	1	0	0	0	0	0	0	0	5	3	2	0	0	0	
2021	Raiders	11	1	8	6	2	0	0	0.0	0.0	1	0	0	0	0	0	0	0	4	13	0	0	0	0	
2022	Packers	17	4	17	14	3	1	2	0.0	0.0	0	1	1	1	0	2	1	0	0	6	4	2	0	0	0
2023	Packers	17	13	79	58	21	3	8	0.5	4.0	1	1	2	2	0	6	0	0	1	1	0	0	2	0	
2024	Packers	14	12	70	45	25	5	24	2.0	14.0	4	1	16	0	6	2	0	0	0	0	0	0	0	0	
NFL TOTALS		88	31	186	132	54	9	34	2.5	18.0	7	3	19	16	0	15	3	0	0	25	18	7	0	2	0

KEISEAN NIXON'S NFL POSTSEASON DEFENSIVE STATISTICS

YEAR	TEAM	GP	GS	TACKLES							INTERCEPTIONS							ST				MISC			
				TK	S	A	TFL	YDS	SK	YDS	QBH	NO	YDS	LG	TD	PD	FF	FR	TD	YDS	TK	S	A	FF	FR
2021	Raiders	1	0	0	0	0	0	0	0.0	0.0	0	0	0	0	0	0	0	0	0	2	0	2	0	0	0
2023	Packers	2	1	16	10	6	1	6	1.0	6.0	1	0	0	0	0	2	0	0	0	0	0	0	0	0	0
NFL TOTALS		3	1	16	10	6	1	6	1.0	6.0	1	0	0	0	2	0	0	0	0	2	0	2	0	0	0

KEISEAN NIXON'S NFL REGULAR-SEASON RETURN STATISTICS

DATE	TEAM	KICKOFF RETURNS					PUNT RETURNS					
		RET.	YDS.	AVG.	LG	TD	NO.	FC	YDS.	AVG.	LG	TD
2019	Raiders	3	63	21.0	26	0	0	0	0	0.0	0	0
2020	Raiders	3	21	7.0	18	0	0	0	0	0.0	0	0
2021	Raiders	0	0	0.0	0	0	0	0	0	0.0	0	0
2022	Packers	35	1,009	28.8	105t	1	11	0	140	12.7	24	0
2023	Packers	30	782	26.1	51	0	14	1	95	6.8	34	0
2024	Packers	14	417	29.8	43	0	4	0	48	12.0	39	0
NFL TOTALS		85	2,292	27.0	105t	1	29	1	283	9.8	39	0

KEISEAN NIXON'S NFL POSTSEASON RETURN STATISTICS

DATE	TEAM	KICKOFF RETURNS					PUNT RETURNS					
		RET.	YDS.	AVG.	LG	TD	NO.	FC	YDS.	AVG.	LG	TD
2021	Raiders	0	0	0.0	0	0	0	0	0	0.0	0	0
2023	Packers	2	97	48.5	73	0	0	0	0	0.0	0	0
NFL TOTALS		2	97	48.5	73	0	0	0	0	0.0	0	0

SINGLE-GAME HIGHS: DEFENSIVE

Total Tackles 11 at Minnesota Vikings, Dec 31, 2023
10 at Detroit Lions, Dec 05, 2024

Solo Tackles 7 at Minnesota Vikings, Dec 31, 2023
6 vs. Miami Dolphins, Nov 28, 2024
...4 more at 6.

Sacks 1.0 vs. Minnesota Vikings, Sep 29, 2024
1.0 at Philadelphia Eagles, Sep 06, 2024

Passes Defensed 2 at Detroit Lions, Dec 05, 2024
2 vs. Minnesota Vikings, Oct 29, 2023

Forced Fumbles 1 vs. San Francisco 49ers, Nov 24, 2024
1 vs. Minnesota Vikings, Sep 29, 2024
...1 more at 1.

Tackles For Loss 2 at Philadelphia Eagles, Sep 06, 2024
1 at Seattle Seahawks, Dec 15, 2024
...6 more at 1.

Interceptions 1 at Detroit Lions, Dec 05, 2024
1 vs. Kansas City Chiefs, Dec 03, 2023
...1 more at 1.

Special Teams Fumble Recoveries 1 at New York Giants, Dec 11, 2023
1 vs. Los Angeles Chargers, Nov 19, 2023

SINGLE-GAME HIGHS: SPECIAL TEAMS

Kickoff Returns 5 at Pittsburgh Steelers, Nov 12, 2023
5 vs. Detroit Lions, Sep 28, 2023
...3 more at 5.

Kickoff Return Yards 172 at Philadelphia Eagles, Nov 27, 2022
139 at Pittsburgh Steelers, Nov 12, 2023
105t vs. Minnesota Vikings, Jan 01, 2023

Longest Kickoff Return 93 at Miami Dolphins, Dec 25, 2022
39 vs. Arizona Cardinals, Oct 13, 2024
38 vs. Detroit Lions, Jan 08, 2023

Punt Return Yards 38 vs. Detroit Lions, Jan 08, 2023
39 vs. Arizona Cardinals, Oct 13, 2024
34 vs. Detroit Lions, Sep 28, 2023

Punt Returns 4 vs. Detroit Lions, Jan 08, 2023
2 vs. Arizona Cardinals, Oct 13, 2024
...6 more at 2.

Punt Return Average 9.5 vs. Detroit Lions, Jan 08, 2023
Kickoff Return Average 34.4 at Philadelphia Eagles, Nov 27, 2022
27.8 at Pittsburgh Steelers, Nov 12, 2023
3 at Los Angeles Chargers, Dec 22, 2019
2 at Washington Commanders, Oct 23, 2022
...3 more at 2.

2024 GXG REGULAR SEASON (PACKERS)

DATE	OPPONENT	P/S	TK	S	A	SK	YDS	INT	PD	FF	FR	
09/06	at Eagles	P	7	6	1	1.0	6.0	0	1	0	0	
09/15	Colts	S	3	3	0	0.0	0.0	0	0	0	0	
09/22	at Titans	P	2	2	0	0.0	0.0	0	0	0	0	
09/29	Vikings	S	7	5	2	1.0	8.0	0	0	1	0	
10/06	at Rams	S	5	4	1	0.0	0.0	0	1	0	0	
10/13	Cardinals	S	3	1	2	0.0	0.0	0	1	0	0	
10/20	Texans	S	5	2	3	0.0	0.0	0	0	0	0	
10/27	at Jaguars	S	4	3	1	0.0	0.0	0	0	0	0	
11/03	Lions	S	6	4	2	0.0	0.0	0	0	0	0	
11/17	at Bears	S	4	3	1	0.0	0.0	0	0	0	0	
11/24	49ers	S	3	0	3	0.0	0.0	0	0	1	0	
11/28	Dolphins	S	6	6	0	0.0	0.0	0	1	0	0	
12/05	at Lions	S	10	3	7	0.0	0.0	1	2	0	0	
12/15	at Seahawks	S	5	3	2	0.0	0.0	0	0	0	0	
2024 TOTALS			14-12	70	45	25	2.0	14.0	1	6	2	0

2024 GXG REGULAR SEASON (PACKERS)

DATE	OPPONENT	P/S	KICKOFF RETURNS					PUNT RETURNS					W/L	SCORE	
			RET	YDS	AVG	LG	TD	NO	FC	YDS	AVG	LG			TD
09/06	at Eagles	P	1	24	24.0	24	0	0	0	0	0.0	0	0	L	29-34
09/15	Colts	S	0	0	0.0	0	0	0	0	0	0.0	0	0	W	16-10
09/22	at Titans	P	0	0	0.0	0	0	0	0	0	0.0	0	0	W	30-14
09/29	Vikings	S	0	0	0.0	0	0	1	0	1	1.0	1	0	L	29-31
10/06	at Rams	S	0	0	0.0	0	0	0	0	0	0.0	0	0	W	24-19
10/13	Cardinals	S	2	60	30.0	37	0	2	0	39	19.5	39	0	W	34-13
10/20	Texans	S	2	58	29.0	32	0	1	0	8	8.0	8	0	W	24-22
10/27	at Jaguars	S	0	0	0.0	0	0	0	0	0	0.0	0	0	W	30-27
11/03	Lions	S	2	53	26.5	29	0	0	0	0	0.0	0	0	L	14-24
11/17	at Bears	S	2	51	25.5	26	0	0	0	0	0.0	0	0	W	20-19
11/24	49ers	S	0	0	0.0	0	0	0	0	0	0.0	0	0	W	38-10
11/28	Dolphins	S	2	73	36.5	43	0	0	0	0	0.0	0	0	W	30-17
12/05	at Lions	S	0	0	0.0	0	0	0	0	0	0.0	0	0	L	31-34
12/15	at Seahawks	S	3	98	32.7	39	0	0	0	0	0.0	0	0	W	30-13
2024 TOTALS			14-12	14	417	29.8	43	0	4	0	48	12.0	39	0	10-4

KITAN OLADAPO

27

SAFETY
OREGON STATE

Rookie



Ht: 6-2 | Wt: 216 | Born: October 10, 2000 | NFL Games Played/Started: 6/0 | Acquired: D5b-24

AT A GLANCE

- » Name is pronounced kuh-TAWN oh-luh-DAPP-oh.
- » Played in 46 games with 38 starts in five seasons (2019-23) at Oregon State, recording 248 tackles (145 solo), 15½ tackles for a loss, 6½ sacks, five QB hurries, three INTs, 27 passes defended, two forced fumbles and a fumble recovery.
- » Earned first-team All-America honors from Pro Football Focus and first-team All-Pacific-12 recognition from *The Associated Press* in 2023.
- » Started all 26 games over his final two seasons and finished No. 2 on the team in tackles in both of those seasons, including a career-best 80 tackles in 2022 on his way to earning first-team AP All-Pac-12 recognition.
- » Selected by the Packers with the second of two picks in the fifth round (No. 169 overall) of the 2024 NFL Draft, becoming just the second Oregon State defensive back to be drafted by the Packers (DB Tim Smith, eighth round in 1980).
- » Earned first-team all-state honors at Central Catholic High School (Portland Ore.), helping the Rams win a state title in 2017.

2024 SEASON: Has played in six games, recording one tackle on kickoff coverage...Has been inactive (healthy scratch) for eight games...**At Philadelphia (Sept. 6):** Made his NFL debut, appearing on six special teams snaps...**Vs. Indianapolis (Sept. 15):** Inactive (healthy scratch)...**At Tennessee (Sept. 22):** Inactive (healthy scratch)...**Vs. Minnesota (Sept. 29):** Inactive (healthy scratch)...**At L.A. Rams (Oct. 6):** Appeared on three special teams snaps...**Vs. Arizona (Oct. 13):** Inactive (healthy scratch)...**Vs. Houston (Oct. 20):** Inactive (healthy scratch)...**At Jacksonville (Oct. 27):** Inactive (healthy scratch)...**Vs. Detroit (Nov. 3):** Played nine snaps on special teams, recording his first career tackle on kickoff coverage in the third quarter...**At Chicago (Nov. 17):** Inactive (healthy scratch)...**Vs. San Francisco (Nov. 24):** Inactive (healthy scratch)...**Vs. Miami (Nov. 28):** Played seven snaps on special teams...**At Detroit (Dec. 5):** Appeared on five special teams snaps...**At Seattle (Dec. 15):** Saw his first action on defense with three snaps and played four snaps on special teams.

KITAN OLADAPO'S NFL REGULAR-SEASON DEFENSIVE STATISTICS

YEAR	TEAM	GP	GS	TACKLES					INTERCEPTIONS					ST				MISC									
				TK	S	A	TFL	YDS	SK	YDS	QBH	NO	YDS	LG	TD	PD	FF	FR	TD	YDS	TK	S	A	FF	FR	S	A
2024	Packers	6	0	0	0	0	0	0	0.0	0.0	0	0	0	0	0	0	0	0	0	0	1	0	1	0	0	0	0
NFL TOTALS		6	0	0	0	0	0	0	0.0	0.0	0	0	0	0	0	0	0	0	0	0	1	0	1	0	0	0	0

2024 GXG REGULAR SEASON (PACKERS)

DATE	OPPONENT	P/S	TK	S	A	SK	YDS	INT	PD	FF	FR	
09/06	at Eagles	P	0	0	0	0.0	0.0	0	0	0	0	
09/15	Colts		INACTIVE									
09/22	at Titans		INACTIVE									
09/29	Vikings		INACTIVE									
10/06	at Rams	P	0	0	0	0.0	0.0	0	0	0	0	
10/13	Cardinals		INACTIVE									
10/20	Texans		INACTIVE									
10/27	at Jaguars		INACTIVE									
11/03	Lions	P	0	0	0	0.0	0.0	0	0	0	0	
11/17	at Bears		INACTIVE									
11/24	49ers		INACTIVE									
11/28	Dolphins	P	0	0	0	0.0	0.0	0	0	0	0	
12/05	at Lions	P	0	0	0	0.0	0.0	0	0	0	0	
12/15	at Seahawks	P	0	0	0	0.0	0.0	0	0	0	0	
2024 TOTALS		6-0	0	0	0	0.0	0.0	0	0	0	0	

MATT ORZECH

42

LONG SNAPPER
AZUSA PACIFIC

Fifth NFL Season | Second Packers Season



Ht: 6-3 | Wt: 245 | Born: April 12, 1995 | NFL Games Played/Started: 81/0 | Acquired: UFA (LAR)-23

AT A GLANCE

- » Last name is pronounced OR-zick.
- » Appeared in 67 regular-season games during his first four seasons in the league, handling snapping duties for all 17 contests for the Packers last season, for all 34 games for the Los Angeles Rams in 2021-22 and all 16 games for the Jacksonville Jaguars in 2019.
- » Helped Rams K Matt Gay connect on 60 of 64 field goals in 2021-22, a 93.8 percentage that ranked No. 2 in the NFL over that span.
- » Handled snapping duties for the Packers during both 2023 playoff contests and for the Rams for all four of their postseason games in 2021 as the team captured a world title with a win over the Cincinnati Bengals in Super Bowl LVI.
- » As a rookie with Jacksonville in 2019, helped K Josh Lambo set a single-season team record for field goals made (33) and P Logan Cooke lead the NFL with a franchise-record net punting average of 44.5 yards.
- » Played in 46 games with eight starts during his five seasons at Azusa Pacific (2013-15, 2017-18), seeing time at tight end and long snapper.

2024 SEASON: Has played in all 14 games, handling the snapping duties for all punts and placements...Has posted one tackle on special teams...**At Philadelphia (Sept. 6):** Played 10 special teams snaps, handling the snapping duties for all punts and placements. Helped rookie K Brayden Narveson connect on three field goals (31, 23, 26) and two extra points in his NFL debut...**Vs. Indianapolis (Sept. 15):** Appeared on eight special teams snaps, handling the snapping duties for all punts and placements. Helped Narveson make three FGs (46, 42, 34) and his lone extra point. Also snapped for P Daniel Whelan, who placed a season-high three punts inside the 20...**At Tennessee (Sept. 22):** Played 13 special teams snaps, handling the snapping duties for all punts and placements. Helped Narveson connect on all three field goals (21, 26, 47) and all three extra points, including a career-long 47-yard FG in the fourth quarter. Also snapped for Whelan, who recorded a season-long punt of 63 yards...**Vs. Minnesota (Sept. 29):** Played eight special teams snaps, handling the snapping duties for all punts and placements. Snapped for Whelan, who recorded a career-long 74-yard punt. Helped Narveson connect on all three extra points...**At L.A. Rams (Oct. 6):** Appeared on nine special teams snaps, handling the snapping duties for all punts and placements. Helped Narveson connect on a 46-yard FG and all three extra points...**Vs. Arizona (Oct. 13):** Played eight special teams snaps, handling the snapping duties for all punts and placements. Snapped for Narveson who connected on two FGs (36, 41) and all four extra points. Helped Whelan place his lone punt of the game inside the 20...**Vs. Houston (Oct. 20):** Appeared on nine special teams snaps, handling the snapping duties for all punts and placements. Recorded a tackle on punt coverage. Snapped for Whelan, who set career highs in gross punting yards, gross punting average, and net punting yards. Also snapped for K Brandon McManus, who made his Packers debut and drilled a 45-yard, game-winning FG as time expired...**At Jacksonville (Oct. 27):** Played 11 snaps on special teams, handling the snapping duties for all punts and placements. Snapped for McManus as he connected on all three of his field-goal attempts, including a 24-yard game winner for the second week in a row, and all three of his extra points. Helped Whelan tie his season high with three punts inside the 20...**Vs. Detroit (Nov. 3):** Appeared on five special teams snaps, handling the snapping duties for all punts and placements. Snapped for Whelan, who placed both of his punts inside the 20. Helped McManus connect on two FGs (30, 38)...**At Chicago (Nov. 17):** Played three snaps on special teams, handling the snapping duties for all punts and placements. Snapped for McManus, who made both his extra points, and for Whelan, who placed his lone punt inside the 20...**Vs. San Francisco (Nov. 24):** Appeared on 10 special teams snaps, handling the snapping duties for all punts and placements. Helped McManus connect on a season-long 51-yard FG and all five extra points. Snapped for Whelan, who placed one punt inside the 20 and recorded two punts of 50-plus yards...**Vs. Miami (Nov. 28):** Played 10 snaps on special teams, handling the snapping duties for all punts and placements. Helped McManus connect on all three field goals (46, 24, 33) and all three extra points. Snapped for Whelan, who tied his season high with three punts inside the 20...**At Detroit (Dec. 5):** Appeared on eight special teams snaps, handling the snapping duties for all punts and placements. Snapped for McManus, who made all four of his extra points and a 32-yard FG to tie the game in the fourth quarter. Also helped Whelan place two punts inside the 20...**At Seattle (Dec. 15):** Played 10 snaps on special teams, handling the snapping duties for all punts and placements. Helped McManus connect on all three of his FGs and all three extra points. Snapped for Whelan, who placed one punt inside the 20 and recorded a long of 51 yards.

MATT ORZECH'S NFL REGULAR-SEASON STATISTICS

DATE	TEAM	GP
2019	Jaguars	16
2021	Rams	17
2022	Rams	17
2023	Packers	17
2024	Packers	14
NFL TOTALS		81

MATT ORZECH'S NFL POSTSEASON STATISTICS

DATE	TEAM	GP
2021	Rams	4
2023	Packers	2
NFL TOTALS		6

JAYDEN REED

11

WIDE RECEIVER
MICHIGAN STATE

Second NFL Season | Second Packers Season



Ht: 5-11 | Wt: 187 | Born: April 28, 2000 | NFL Games Played/Started: 30/21 | Acquired: D2b-23

AT A GLANCE

- » Became the first NFL player since the 1970 AFL-NFL merger to post 80-plus receptions (81), 1,000-plus receiving yards (1,129), 10-plus receiving TDs (10) and 200-plus rushing yards (210) in his first 20 NFL games.
- » Has posted 14 career receiving TDs, tied with WR Don Hutson for the third most by a Packer in his first two NFL seasons behind only WR Billy Howton (17) and WR Greg Jennings (15). Joins Hutson as the only Packers with six-plus receiving TDs in both of their first two seasons.
- » Set a franchise rookie record with 64 receptions in 2023, eclipsing WR Sterling Sharpe's mark of 55 catches in 1988.
- » Tied for the team lead with eight receiving TDs last season, the third most by a rookie in team history, and posted a team-best 793 receiving yards as he became the first rookie to lead the Packers in catches and receiving yards since Sharpe in 1988.
- » Became the first rookie in NFL history to post 100-plus rushing yards (119), multiple rushing TDs (two), 60-plus receptions, 750-plus receiving yards and eight-plus receiving TDs.
- » Was one of only three players in the NFL last season (Cowboys WR CeeDee Lamb, Raiders WR Jakobi Meyers) to post eight-plus receiving TDs and multiple rushing TDs and was just the third rookie WR in NFL history to hit those marks in a season (Ray Ramsey, 1947; Chase Claypool, 2020).
- » Played three seasons at Michigan State (2020-22), finishing his career ranked No. 6 in school history in receptions (147) and tied for No. 7 in TD catches (18).
- » Earned first-team All-America honors from the American Football Coaches Association as a junior in 2021 as an all-purpose player after leading the Big Ten in punt return TDs (two) and ranking No. 2 in the conference in all-purpose yards (128.8 ypg).

2024 SEASON: Has played in all 14 games with eight starts and has posted a team-high 49 catches for a team-best 727 yards (14.8 avg.) and six TDs (No. 2 on the team)...Among the 83 players with 40-plus catches this season, ranks No. 10 in the league in yards per catch...Is tied for No. 5 in the league in catches of 25-plus yards (10)...Among players with 40-plus targets, ranks No. 2 in the league in passer rating when targeted (142.3)...Leads all NFL wide receivers with 155 rushing yards on 16 carries (9.7 avg.), with seven of his attempts going for 10-plus yards...Is the only player in the league with 700-plus receiving yards and 150-plus rushing yards this season and is the first player to hit those marks in a season in franchise history...**At Philadelphia (Sept. 6):** Played 48 snaps and led the team with 138 yards on four receptions (34.5 avg.), highlighted by a career-long 70-yard TD catch with 5:11 remaining in the third quarter. It marked his second TD of the night as he posted a career-long 33-yard TD run early in the second quarter, becoming the first Packer since the 1970 AFL-NFL merger and just the fifth NFL player since 1970 to register a TD catch of 70-plus yards and a TD run of 30-plus yards in the same game. Became the first NFL player to post a TD catch of 30-plus yards and a TD run of 30-plus yards in a season opener since Browns RB Jim Brown in 1963. Became the first NFL wide receiver to record a TD run of 30-plus yards in back-to-back seasons since Eagles WR DeSean Jackson and Jets WR Brad Smith in 2009-10. Became the first Green Bay WR to register 135-plus receiving yards and 30-plus rushing yards in a game since Max McGee at Philadelphia on Nov. 11, 1962. Became the first NFL wide receiver with 170-plus yards from scrimmage (171), a rushing TD and a receiving TD in the same game since Broncos WR Javon Walker at Pittsburgh on Nov. 5, 2006...**Vs. Indianapolis (Sept. 15):** Appeared on 39 snaps and posted two receptions for 9 yards (4.5 avg.) and 37 rushing yards on two attempts (18.5 avg.), becoming the first Green Bay WR since the 1970 merger to register 30-plus rushing yards in back-to-back games...**At Tennessee (Sept. 22):** Started and played 36 of 63 snaps, pacing the team with four receptions for 50 yards (12.5 avg.), highlighted by a 30-yard catch over the middle on Green Bay's first play from scrimmage. Added 19 rushing yards on two carries (9.5 avg.)...**Vs. Minnesota (Sept. 29):** Started and played 59 of 76 snaps, leading the team with a career-high 139 yards receiving and a TD on seven catches (19.9 avg.). Caught a 15-yard TD pass with 15 seconds remaining in the first half. Posted a 42-yard grab down to the Minnesota 17 with 1:35 remaining in the game...**At L.A. Rams (Oct. 6):** Started and played 49 of 55 snaps, hauling in four passes for 78 yards (19.5 avg.), highlighted by a 53-yard catch down to the Los Angeles 2 in the first quarter that set up a TD on the next play. Added 19 rushing yards on two carries (9.5 avg.)...**Vs. Arizona (Oct. 13):** Started and played 39 snaps, leading the team with six receptions for 28 yards (4.7 avg.) and a TD. Got the Packers on the board with a 5-yard TD reception midway through the first quarter...**Vs. Houston (Oct. 20):** Played 43 snaps and caught two passes for 10 yards (5.0 avg.)...**At Jacksonville (Oct. 27):** Played 41 snaps and posted a pair of receptions for 55 yards (27.5 avg.), highlighted by a 51-yard catch with just over a minute remaining down to the Jacksonville 15 that helped set up the game-winning 24-yard FG by K Brandon McManus...**Vs. Detroit (Nov. 3):** Played 44 snaps and led the team with 113 receiving yards on five catches (22.6 avg.). Matched his career high (Week 1 this season at Philadelphia) with three receptions of 25-plus yards (41, 32, 28)...**At Chicago (Nov. 17):** Started and played 26 of 46 snaps, catching two passes for 23 yards (11.5 avg.) as he capped off Green Bay's opening drive with a 15-yard TD reception...**Vs. San Francisco (Nov. 24):** Started and played 36 snaps, tying for the team lead with three catches for 26 yards (8.7 avg.)...**Vs. Miami (Nov. 28):** Appeared on 36 of 54 snaps, tying his career high with two receiving TDs (3, 12 yards) as he finished with three catches for 24 yards (8.0 avg.)...**At Detroit (Dec. 5):** Started and played 25 snaps...**At Seattle (Dec. 15):** Started and played 38 of 64 snaps, leading the team with five receptions for 34 yards (6.8 avg.) while adding 27 rushing yards on three carries (9.0 avg.).

REGULAR-SEASON COMPARISON: RECEIVING - NEW ORLEANS SAINTS

DATE	OPP	W/L	GP/GS	REC	YDS.	AVG.	TD	LG	TGTS	YAC
9/24/23	GB vs. NO	W	S	3	63	21.0	0	30	7	9
TOTALS		1/0	1/1	3	63	21.0	0	30	7	9

JAYDEN REED'S NFL REGULAR-SEASON RUSHING/RECEIVING STATISTICS

DATE	TEAM	RECEIVING						RUSHING					
		GP	GS	NO.	YDS.	AVG.	LG	TD	NO.	YDS.	AVG.	LG	TD
2023	Packers	16	13	64	793	12.4	59	8	11	119	10.8	32t	2
2024	Packers	14	8	49	727	14.8	70t	6	16	155	9.7	33t	1
NFL TOTALS		30	21	113	1,520	13.5	70t	14	27	274	10.1	33t	3

JAYDEN REED'S NFL POSTSEASON RUSHING/RECEIVING STATISTICS

DATE	TEAM	GP	GS	RECEIVING					RUSHING				
				NO.	YDS.	AVG.	LG	TD	NO.	YDS.	AVG.	LG	TD
2023	Packers	2	1	4	35	8.8	27	0	1	9	9.0	9	0
NFL TOTALS		2	1	4	35	8.8	27	0	1	9	9.0	9	0

JAYDEN REED'S NFL REGULAR-SEASON RETURN STATISTICS

DATE	TEAM	PUNT RETURNS					
		NO.	FC	YDS.	AVG.	LG	TD
2023	Packers	11	14	94	8.5	35	0
2024	Packers	13	22	94	7.2	16	0
NFL TOTALS		24	36	188	7.8	35	0

JAYDEN REED'S NFL POSTSEASON RETURN STATISTICS

DATE	TEAM	PUNT RETURNS					
		NO.	FC	YDS.	AVG.	LG	TD
2023	Packers	2	4	16	8.0	12	0
NFL TOTALS		2	4	16	8.0	12	0

SINGLE-GAME HIGHS: RUSHING/RECEIVING/RETURNS

Rush Attempts	4 at New York Giants, Dec 11, 2023 3 at Seattle Seahawks, Dec 15, 2024 ...1 more at 3.	Longest Receptions	70t at Philadelphia Eagles, Sep 06, 2024 59 vs. Chicago Bears, Jan 07, 2024
Rushing Yards	46 vs. Los Angeles Chargers, Nov 19, 2023 38 at New York Giants, Dec 11, 2023	Receiving TDs	2 vs. Miami Dolphins, Nov 28, 2024 2 at Minnesota Vikings, Dec 31, 2024 ...1 more at 2.
Longest Runs	33t at Philadelphia Eagles, Sep 06, 2024 32t vs. Los Angeles Chargers, Nov 19, 2023	Punt Return Yards	54 at Chicago Bears, Sep 10, 2023 22 vs. Los Angeles Rams, Nov 05, 2023
Rushing TDs	1 at New York Giants, Dec 11, 2023 1 vs. Los Angeles Chargers, Nov 19, 2023	Longest Punt Return	35 at Chicago Bears, Sep 10, 2023 22 vs. Los Angeles Rams, Nov 05, 2023
Receptions	8 at New York Giants, Dec 11, 2023 7 vs. Minnesota Vikings, Sep 29, 2024	Punt Returns	3 at Chicago Bears, Sep 10, 2023 2 at Seattle Seahawks, Dec 15, 2024 ...5 more at 2.
Receiving Yards	139 vs. Minnesota Vikings, Sep 29, 2024 138 at Philadelphia Eagles, Sep 06, 2024	Most TDs	2 vs. Miami Dolphins, Nov 28, 2024 2 at Philadelphia Eagles, Sep 06, 2024 ...2 more at 2.
Receiving Average	34.5 at Philadelphia Eagles, Sep 06, 2024 28.0 vs. Chicago Bears, Jan 07, 2024	Scrimmage Yards	171 at Philadelphia Eagles, Sep 06, 2024 141 vs. Minnesota Vikings, Sep 29, 2024

2024 GXG REGULAR SEASON (PACKERS)

DATE	OPPONENT	P/S	RECEIVING					RUSHING				
			NO.	YDS.	AVG.	LG	TD	NO.	YDS.	AVG.	LG	TD
09/06	at Eagles	P	4	138	34.5	70t	1	1	33	33.0	33t	1
09/15	Colts	P	2	9	4.5	9	0	2	37	18.5	22	0
09/22	at Titans	S	4	50	12.5	30	0	2	19	9.5	15	0
09/29	Vikings	S	7	139	19.9	42	1	1	2	2.0	2	0
10/06	at Rams	S	4	78	19.5	53	0	2	19	9.5	11	0
10/13	Cardinals	S	6	28	4.7	7	1	1	0	0.0	0	0
10/20	Texans	P	2	10	5.0	6	0	1	0	0.0	0	0
10/27	at Jaguars	P	2	55	27.5	51	0	1	0	0.0	0	0
11/03	Lions	P	5	113	22.6	41	0	0	0	0.0	0	0
11/17	at Bears	S	2	23	11.5	15t	1	1	-5	-5.0	-5	0
11/24	49ers	S	3	26	8.7	13	0	0	0	0.0	0	0
11/28	Dolphins	P	3	24	8.0	12t	2	1	23	23.0	23	0
12/05	at Lions	S	0	0	0.0	0	0	0	0	0.0	0	0
12/15	at Seahawks	S	5	34	6.8	12	0	3	27	9.0	13	0
2024 TOTALS		14-8	49	727	14.8	70t	6	16	155	9.7	33t	1

SEAN RHYAN

75

GUARD
UCLA

Third NFL Season | Third Packers Season



Ht: 6-5 | Wt: 321 | Born: September 15, 2000 | NFL Games Played/Started: 27/14 | Acquired: D3-22

AT A GLANCE

- » Played in 12 contests for the Packers in 2023, splitting time at right guard with Jon Runyan for the final four regular-season games and both playoff contests.
- » Part of a line that did not allow a sack in the playoffs, the first time in franchise history that the Packers did not give up a sack in back-to-back games in a single postseason.
- » Selected by the Packers in the third round (No. 92 overall) of the 2022 NFL Draft, becoming the first UCLA offensive lineman to be drafted by Green Bay since C Mike Flanagan (third round) in 1996.
- » Started all 31 games he appeared in at LT during his three years at UCLA, helping the Bruins rank No. 2 in the Pac-12 with an average of 193.5 rushing yards per game from 2019-21.
- » Earned first-team All-Pac-12 honors from the league's coaches and Phil Steele's College Football as a junior in 2021 as UCLA ranked No. 14 in the nation in rushing offense (215.1 ypg).

2024 SEASON: Has started all 13 games at RG and has helped the offense rank No. 2 in sacks allowed (16) and yards per play (6.26), No. 4 in total offense (375.8 ypg), tied for No. 4 in rushing offense (144.4 ypg), No. 7 in yards per carry (4.70), No. 6 in explosive plays (111) and tied for No. 4 in explosive runs (44)...Part of a line that has allowed zero sacks in five games this season, tied for No. 2 in the NFL...**At Philadelphia (Sept. 6):** Started at RG and played 42 of 67 snaps, rotating with Jordan Morgan at RG. Moved over to LG for the final two plays of the game after G Elgton Jenkins slid over to center in place of an injured Josh Myers. Helped protect QB Jordan Love as he was sacked just once on the evening and cleared holes for Green Bay to register 163 rushing yards on just 21 carries (7.8 avg.)...**Vs. Indianapolis (Sept. 15):** Started at RG and played 50 of 70 snaps, appearing on offense on eight of 10 drives with Morgan rotating in for two in the first half. Was part of a line that did not allow a sack of QB Malik Willis and cleared the way for the Packers' 261 rushing yards on 53 carries (4.9 avg.), the highest rushing-yardage total in a game by Green Bay since Sept. 28, 2003, vs. Denver (262 yards)...**At Tennessee (Sept. 22):** Started at RG and played all 63 snaps, helping to clear the way for the Packers' 188 rushing yards on 37 attempts (5.1 avg.), bringing their total over their past two games to 449 rushing yards, the most over a two-game span by Green Bay in a single season since Nov. 2-10, 2003 (502 yards)...**Vs. Minnesota (Sept. 29):** Started at RG and helped the offense register a season-high 465 total yards as Love posted single-game career highs for passing yards (389), passing TDs (four) and completions (32)...**At L.A. Rams (Oct. 6):** Started at RG and played all 59 snaps, helping to clear the way for the Packers' 126 rushing yards and a TD on 30 carries (4.2 avg.)...**Vs. Arizona (Oct. 13):** Started at RG and played 40 of 73 snaps as he rotated with Morgan at RG. Played his Moved over to LG for five snaps early in the fourth quarter with Jenkins sliding over to C for an injured Myers. Helped to clear the way for the Packers' 437 total yards and was part of a line that did not allow a sack of Love as he tied his career high with four TD passes...**Vs. Houston (Oct. 20):** Started at RG and played all but one series (45 of 58 snaps), helping to protect Love as he threw for 220 yards and three TDs on 24-of-33 passing...**At Jacksonville (Oct. 27):** Started at RG and played 48 of 70 snaps as he rotated with Morgan, helping to clear the way for the Packers' 170 rushing yards and two TDs on 39 carries (4.4 avg.) as the line allowed just one sack on the afternoon...**Vs. Detroit (Nov. 3):** Started at LG and played all 65 snaps as the line did not allow a sack and cleared the way for 138 rushing yards on 23 attempts (6.0 avg.)...**At Chicago (Nov. 17):** Started at RG and played all 46 snaps, helping to protect Love as he was sacked just once on the afternoon and as he posted a career-best average of 15.35 yards per passing attempt (13 of 17 for 261 yards), the fourth-best mark in team history (min. 15 att.) and the top mark since QB Lynn Dickey (17.80) vs. Tampa Bay on Oct. 2, 1983...**Vs. San Francisco (Nov. 24):** Started at RG and played all 72 snaps, helping to clear the way for the Packers' 169 rushing yards on 42 carries (4.0 avg.) as RB Josh Jacobs rushed for 106 yards and three TDs on 26 carries (4.1 avg.). Moved over to C for Myers for the final four offensive plays with the Packers holding a 38-10 lead...**Vs. Miami (Nov. 28):** Started at RG and played all 54 snaps, part of a line that did not allow a sack of Love as he posted a season-high 129.2 passer rating (21 of 28 for 274 yards and two TDs with no INTs)...**At Detroit (Dec. 5):** Started at RG and played 42 of 50 snaps, briefly departing the game in the second quarter due to injury. Helped to protect Love as he was sacked just one time on the evening and as he posted a 111.7 passer rating (12 of 20 for 206 yards and a TD)...**At Seattle (Dec. 15):** Started at RG and played all 64 snaps as the line did not allow a sack, bringing the total number of sacks allowed to five in the last seven games, the fewest by Green Bay over a seven-game span since 2007.

SEAN RHYAN'S NFL REGULAR-SEASON STATISTICS

DATE	TEAM	GP	GS
2022	Packers	1	0
2023	Packers	12	0
2024	Packers	14	14
NFL TOTALS		27	14

SEAN RHYAN'S NFL POSTSEASON STATISTICS

DATE	TEAM	GP	GS
2023	Packers	2	0
NFL TOTALS		2	0

ROBERT ROCHELL

22

CORNERBACK
CENTRAL ARKANSAS

Fourth NFL Season | Second Packers Season



Ht: 6-0 | Wt: 193 | Born: April 26, 1998 | NFL Games Played/Started: 45/5 | Acquired: FA-23 (PS-Car.)

AT A GLANCE

- » Last name pronounced roh-SHELL.
- » Has played in 37 regular-season games with five starts for the Los Angeles Rams (2021-22) and Green Bay Packers (2023).
- » Saw action in nine regular-season games for the Packers in 2023, contributing four tackles on special teams (tied for No. 4 on the team) as he tied his career high (2022).
- » Saw the first postseason action of his career last season, appearing in two contests for Green Bay in the 2023 playoffs.
- » In two seasons with the Rams (2021-22), played in 28 games with five starts, recording 15 tackles (12 solo), an interception and four passes defended. Also registered four tackles and two fumble recoveries on special teams.
- » Named first-team All-American by the American Football Coaches Association (AFCS), second-team All-American by STATS FCS and first-team All-Southeast Conference honors as a junior at Central Arkansas (2019).

2024 SEASON: Has played in eight games, recording two special teams tackles and recovering a muffed punt...Was inactive (healthy scratch) for one game (Week 11)...Was elevated from the practice squad to the active roster for gameday in Weeks 3-4 and 8...Was signed to the active roster from the practice squad on Oct. 5, released on Oct. 7 and re-signed to the practice squad on Oct. 9...Was signed to the active roster from the practice squad on Nov. 16...**At Tennessee (Sept. 22):** Played 12 snaps on special teams, recording a tackle on punt coverage...**Vs. Minnesota (Sept. 29):** Appeared on 11 special teams plays...At L.A. Rams (Oct. 6): Played 11 snaps on special teams...**At Jacksonville (Oct. 27):** Appeared on a season-high 15 snaps on special teams...**At Chicago (Nov. 17):** Inactive (healthy scratch)...**Vs. San Francisco (Nov. 24):** Played 11 snaps on special teams...**Vs. Miami (Nov. 28):** Appeared on 13 special teams snaps, recovering a muffed punt by WR Malik Washington at the Miami 9 to set up a Green Bay TD in the first quarter...**At Detroit (Dec. 5):** Played 11 snaps on special teams...**At Seattle (Dec. 15):** Played 15 snaps on special teams, downing a punt at the Seattle 4 and recording a tackle on punt coverage. Also saw action on one defensive snap.

REGULAR-SEASON COMPARISON: DEFENSIVE - NEW ORLEANS SAINTS

DATE	OPP	W/L	GP/GS	TACKLES							MISC					
				TOT	SOLO	ASST	SACK	YDS.	INT	TFL	PD	QBH	TD	FF	FR	
11/20/22	LA @ NO	L	P	0	0	0	0	0.0	0.0	0	0	0	0	0	0	0
TOTALS		0/1	1/0	0	0	0	0	0.0	0.0	0	0	0	0	0	0	0

ROBERT ROCHELL'S NFL REGULAR-SEASON DEFENSIVE STATISTICS

YEAR	TEAM	GP	GS	TK	S	A	TACKLES				INTERCEPTIONS						ST			MISC											
							TFL	YDS	SK	YDS	QBH	NO	YDS	LG	TD	PD	FF	FR	TD	YDS	TK	S	A	FF	FR	S	A				
2021	Rams	11	5	14	11	3	0	0	0.0	0.0	0	1	1	1	0	4	0	0	0	0	0	0	0	0	0	0	0	1	0	0	
2022	Rams	17	0	1	1	0	0	0	0.0	0.0	0	0	0	0	0	0	0	0	0	0	0	0	0	0	4	4	0	0	1	0	0
2023	Packers	9	0	0	0	0	0	0	0.0	0.0	0	0	0	0	0	0	0	0	0	0	0	0	0	0	4	4	0	0	0	0	0
2024	Packers	8	0	0	0	0	0	0	0.0	0.0	0	0	0	0	0	0	0	0	0	0	0	0	0	0	2	2	0	1	0	0	0
NFL TOTALS		45	5	15	12	3	0	0	0.0	0.0	0	1	1	1	0	4	0	0	0	0	0	0	0	0	10	10	0	3	0	0	0

ROBERT ROCHELL'S NFL POSTSEASON DEFENSIVE STATISTICS

YEAR	TEAM	GP	GS	TK	S	A	TACKLES				INTERCEPTIONS						ST			MISC												
							TFL	YDS	SK	YDS	QBH	NO	YDS	LG	TD	PD	FF	FR	TD	YDS	TK	S	A	FF	FR	S	A					
2023	Packers	2	0	0	0	0	0	0	0.0	0.0	0	0	0	0	0	0	0	0	0	0	0	0	0	0	0	0	0	0	0	0	0	0
NFL TOTALS		2	0	0	0	0	0	0	0.0	0.0	0	0	0	0	0	0	0	0	0	0	0	0	0	0	0	0	0	0	0	0	0	0

SINGLE-GAME HIGHS: DEFENSIVE

Total Tackles	5 at New York Giants, Oct 17, 2021 2 vs. Tennessee Titans, Nov 07, 2021 ...2 more at 2.	Interceptions	1 at New York Giants, Oct 17, 2021
Solo Tackles	4 at New York Giants, Oct 17, 2021 2 vs. Tennessee Titans, Nov 07, 2021 ...1 more at 2.	Interception Return Yards	1 at New York Giants, Oct 17, 2021
Passes Defensed	1 vs. Detroit Lions, Oct 24, 2021 1 at New York Giants, Oct 17, 2021 ...2 more at 1.	Special Teams Fumble Recoveries	1 at Green Bay Packers, Nov 28, 2021

2024 GXG REGULAR SEASON (PACKERS)

DATE OPPONENT	P/S	TK	S	A	SK	YDS	INT	PD	FF	FR
09/06 at Eagles		PRACTICE SQUAD								
09/15 Colts		PRACTICE SQUAD								
09/22 at Titans	P	0	0	0	0.0	0.0	0	0	0	0
09/29 Vikings	P	0	0	0	0.0	0.0	0	0	0	0
10/06 at Rams	P	0	0	0	0.0	0.0	0	0	0	0
10/13 Cardinals		PRACTICE SQUAD								
10/20 Texans		PRACTICE SQUAD								
10/27 at Jaguars	P	0	0	0	0.0	0.0	0	0	0	0
11/03 Lions		PRACTICE SQUAD								
11/17 at Bears		INACTIVE								
11/24 49ers	P	0	0	0	0.0	0.0	0	0	0	0
11/28 Dolphins	P	0	0	0	0.0	0.0	0	0	0	0
12/05 at Lions	P	0	0	0	0.0	0.0	0	0	0	0
12/15 at Seahawks	P	0	0	0	0.0	0.0	0	0	0	0
2024 TOTALS	8-0	0	0	0	0.0	0.0	0	0	0	0

BEN SIMS

89

TIGHT END
BAYLOR

Second NFL Season | Second Packers Season



Ht: 6-5 | Wt: 250 | Born: May 16, 2000 | NFL Games Played/Started: 31/6 | Acquired: W-23 (Min.)

AT A GLANCE

- » Played in all 17 games with one start for Green Bay as a rookie last season, posting four catches for 21 yards (5.3 avg.) and a TD.
- » Registered his first NFL touchdown catch vs. Kansas City in Week 13, capping off Green Bay's opening drive with a 1-yard TD grab from QB Jordan Love.
- » Signed with the Minnesota Vikings as an undrafted free agent in May 2023 and was claimed off waivers by the Packers on Aug. 31, 2023.
- » Among tight ends at Baylor, finished No. 1 in school history in receiving TDs (12), No. 2 in receptions (78) and No. 4 in receiving yards (785).
- » Earned All-Big 12 honorable mention from the conference's coaches in 2022 after catching 31 passes for 255 yards (8.2 avg.) and three TDs.
- » Caught nine TD passes in 2021, the most by a tight end in a season in school history.

2024 SEASON: Has appeared in all 14 games with five starts, seeing time on offense and special teams...Has posted four catches for 42 yards (10.5 avg.)...**At Philadelphia (Sept. 6):** Appeared on one play on offense and eight on special teams...**Vs. Indianapolis (Sept. 15):** Played six snaps on offense and two on special teams...**At Tennessee (Sept. 22):** Appeared on two plays on offense and three on special teams...**Vs. Minnesota (Sept. 29):** Played two snaps on offense and six on special teams...**At L.A. Rams (Oct. 6):** Appeared on 19 snaps on offense and four on special teams...**Vs. Arizona (Oct. 13):** Made his first start of the season, appearing on 28 snaps and posting a career-high two catches for a career-best 38 yards (19.0 avg.), highlighted by a 28-yard grab down the sideline early in the second quarter...**Vs. Houston (Oct. 20):** Started and appeared on 16 plays on offense and six on special teams, posting a 2-yard catch...**At Jacksonville (Oct. 27):** Started as the Packers opened with two tight ends, playing 25 snaps on offense and six on special teams...**Vs. Detroit (Nov. 3):** Started for the fourth straight game as the Packers opened with two tight ends, appearing on 12 snaps on offense and five on special teams...**At Chicago (Nov. 17):** Appeared on 17 snaps on offense and five on special teams...**Vs. San Francisco (Nov. 24):** Played 24 snaps on offense and three on special teams...**Vs. Miami (Nov. 28):** Started and played 15 snaps on offense and three on special teams...**At Detroit (Dec. 5):** Played 18 snaps on offense and six on special teams, posting a 2-yard reception...**At Seattle (Dec. 15):** Appeared on 16 plays on offense and five on special teams.

REGULAR-SEASON COMPARISON: RECEIVING - NEW ORLEANS SAINTS

DATE	OPP	W/L	GP/GS	REC	YDS.	AVG.	TD	LG	TGTS	YAC
9/24/23	GB vs. NO	W	P	0	0	0	0	0	0	0
TOTALS			1/0	1/0	0	0	0	0	0	0

BEN SIMS' NFL REGULAR-SEASON RECEIVING STATISTICS

DATE	TEAM	GP	GS	RECEIVING					
				NO.	YDS.	AVG.	LG	TD	
2023	Packers	17	1	4	21	5.3	12	1	
2024	Packers	14	5	4	42	10.5	28	0	
NFL TOTALS		31	6	8	63	7.9	28	1	

BEN SIMS' NFL POSTSEASON RECEIVING STATISTICS

DATE	TEAM	GP	GS	RECEIVING					
				NO.	YDS.	AVG.	LG	TD	
2023	Packers	2	0	1	4	4.0	4	0	
NFL TOTALS		2	0	1	4	4.0	4	0	

SINGLE-GAME HIGHS: RECEIVING

Receptions 2 vs. Arizona Cardinals, Oct 13, 2024
1 at Minnesota Vikings, Dec 31, 2023
...3 more at 1.

Receiving Yards 38 vs. Arizona Cardinals, Oct 13, 2024
12 at Las Vegas Raiders, Oct 09, 2023

Longest Receptions 28 vs. Arizona Cardinals, Oct 13, 2024
12 at Las Vegas Raiders, Oct 09, 2023

Receiving TDs 1 vs. Kansas City Chiefs, Dec 03, 2023

All-Purpose Yards 38 vs. Arizona Cardinals, Oct 13, 2024
12 at Las Vegas Raiders, Oct 09, 2023

Most TDs 1 vs. Kansas City Chiefs, Dec 03, 2023

2024 GXG REGULAR SEASON (PACKERS)

DATE	OPPONENT	P/S	RECEIVING					RUSHING				
			NO.	YDS.	AVG.	LG	TD	NO.	YDS.	AVG.	LG	TD
09/06	at Eagles	P	0	0	0.0	0	0	0	0	0.0	0	0
09/15	Colts	P	0	0	0.0	0	0	0	0	0.0	0	0
09/22	at Titans	P	0	0	0.0	0	0	0	0	0.0	0	0
09/29	Vikings	P	0	0	0.0	0	0	0	0	0.0	0	0
10/06	at Rams	P	0	0	0.0	0	0	0	0	0.0	0	0
10/13	Cardinals	S	2	38	19.0	28	0	0	0	0.0	0	0
10/20	Texans	S	1	2	2.0	2	0	0	0	0.0	0	0
10/27	at Jaguars	S	0	0	0.0	0	0	0	0	0.0	0	0
11/03	Lions	S	0	0	0.0	0	0	0	0	0.0	0	0
11/17	at Bears	P	0	0	0.0	0	0	0	0	0.0	0	0
11/24	49ers	P	0	0	0.0	0	0	0	0	0.0	0	0
11/28	Dolphins	S	0	0	0.0	0	0	0	0	0.0	0	0
12/05	at Lions	P	1	2	2.0	2	0	0	0	0.0	0	0
12/15	at Seahawks	P	0	0	0.0	0	0	0	0	0.0	0	0
2024 TOTALS		14-5	4	42	10.5	28	0	0	0	0.0	0	0

T.J. SLATON

93

DEFENSIVE LINEMAN
FLORIDA



Fourth NFL Season | Fourth Packers Season



Ht: 6-4 | Wt: 330 | Born: October 3, 1997 | NFL Games Played/Started: 65/33 | Acquired: D5a-21

AT A GLANCE

- » Was the only defensive player to appear in all 54 games for the Packers (including postseason) from 2021-23.
- » In his first three seasons, recorded 103 tackles (51 solo), four tackles for a loss, a sack, four QB hits, four passes defended and a blocked FG.
- » Has appeared in three postseason contests with two starts.
- » Set career highs in 2023 in games started (17), tackles (49) and solo tackles (22) while tying his career-best mark in tackles for a loss (two), QB hits (two) and passes defended (two).
- » Played in 45 games with 14 starts in four seasons at Florida (2017-20), recording 98 tackles (34 solo), 3½ sacks, 10 tackles for a loss, nine QB hurries, a pass defended and a fumble recovery.

2024 SEASON: Has started all 14 games, recording 25 tackles (11 solo), a sack, a tackle for a loss and three quarterback hits...**At Philadelphia (Sept. 6):** Started and played 40 snaps on defense, leading the defensive line with five tackles (one solo). Also appeared on 12 special teams snaps...**Vs. Indianapolis (Sept. 15):** Started and played 19 snaps on defense, recording an assisted tackle when he helped DL Kenny Clark stop RB Jonathan Taylor after a gain of only a yard on a run up the middle. Also appeared on eight special teams snaps...**At Tennessee (Sept. 22):** Started and played 15 snaps on defense and nine on special teams...**Vs. Minnesota (Sept. 29):** Started and played 33 snaps on defense, recording two tackles (both assists) and a QB hit. Also saw action on 11 special teams snaps...**At L.A. Rams (Oct. 6):** Started and played 27 snaps on defense, posting three tackles (all solo) and a QB hit. Made back-to-back tackles on RB Blake Corum on first- and second-and-goal to keep Corum from scoring in the second quarter. Helped force an incompletion when he pressured QB Matthew Stafford on a deep pass intended for WR Tutu Atwell in the third quarter. Also saw action on six special teams plays...**Vs. Arizona (Oct. 13):** Started and appeared on 18 defensive snaps, posting an assisted tackle when he helped DL Kenny Clark take down RB Trey Benson after a short gain. Also played 10 special teams snaps...**Vs. Houston (Oct. 20):** Started and played 30 snaps on defense and nine on special teams, recording an assisted tackle on defense...**At Jacksonville (Oct. 27):** Started and played 16 snaps on defense and 12 on special teams...**Vs. Detroit (Nov. 3):** Started and played 31 snaps on defense, posting four tackles (two solo). Also appeared on four special teams snaps...**At Chicago (Nov. 17):** Started and played 34 snaps on defense, recording a sack when he took down QB Caleb Williams for a loss of a yard on the first play of the Bears' final drive of the game. Also appeared on six special teams snaps...**Vs. San Francisco (Nov. 24):** Started and played 19 snaps on defense, recording two tackles (one solo). Also saw action on eight special teams snaps...**Vs. Miami (Nov. 28):** Played 26 snaps on defense and seven on special teams, helping to limit the Dolphins to just 39 rushing yards on 14 carries (2.8 avg.)...**At Detroit (Dec. 5):** Started and played 43 snaps on defense, recording three tackles (one solo). Also appeared on 11 special teams snaps...**At Seattle (Dec. 15):** Started and played 13 snaps on defense, recording two tackles (both solo). Also saw action on nine special teams snaps.

REGULAR-SEASON COMPARISON: DEFENSIVE - NEW ORLEANS SAINTS

DATE	OPP	W/L	GP/GS		TACKLES						MISC						
			L	P	TOT	SOLO	ASST	SACK	YDS.	INT	TFL	PD	QBH	TD	FF	FR	
9/12/21	GB @ NO	L		2	2	2	2	0	0.0	0.0	0	0	0	0	0	0	0
9/24/23	GB vs. NO	W	S	2	1	1	0	0.0	0.0	0	0	0	0	0	0	0	
TOTALS		1/1	2/1	4	3	1	0	0.0	0.0	0	0	0	0	0	0	0	

T.J. SLATON'S NFL REGULAR-SEASON DEFENSIVE STATISTICS

YEAR	TEAM	GP	GS	TACKLES					INTERCEPTIONS							ST			MISC									
				TFL	YDS	SK	YDS	QBH	NO	YDS	LG	TD	PD	FF	FR	TD	YDS	TK	S	A	FF	FR	S	A				
2021	Packers	17	0	23	14	9	0	0	1.0	4.5	2	0	0	0	0	0	0	0	0	0	0	0	0	0	0	0	0	0
2022	Packers	17	2	31	15	16	2	0	0.0	0.0	0	0	0	0	2	0	0	0	0	0	0	0	0	0	0	0	0	0
2023	Packers	17	17	49	22	27	2	4	0.0	0.0	2	0	0	0	2	0	0	0	0	0	0	1	1	0	0	0	0	0
2024	Packers	14	14	25	11	14	1	1	1.0	1.0	3	0	0	0	0	0	0	0	0	0	0	0	0	0	0	0	0	0
NFL TOTALS		65	33	128	62	66	5	5	2.0	5.5	7	0	0	0	4	0	0	0	0	0	1	1	0	0	0	0	0	0

T.J. SLATON'S NFL POSTSEASON DEFENSIVE STATISTICS

YEAR	TEAM	GP	GS	TACKLES					INTERCEPTIONS							ST			MISC										
				TFL	YDS	SK	YDS	QBH	NO	YDS	LG	TD	PD	FF	FR	TD	YDS	TK	S	A	FF	FR	S	A					
2021	Packers	1	0	1	1	0	1	2	0.0	0.0	0	0	0	0	0	0	0	0	0	0	0	0	0	0	0	0	0	0	0
2023	Packers	2	2	6	4	2	0	0	0.0	0.0	0	0	0	0	0	0	0	0	0	0	0	0	0	0	0	0	0	0	0
NFL TOTALS		3	2	7	5	2	1	2	0.0	0.0	0	0	0	0	0	0	0	0	0	0	0	0	0	0	0	0	0	0	0

SINGLE-GAME HIGHS: DEFENSIVE

Total Tackles 9 vs. Minnesota Vikings, Oct 29, 2023
8 at Pittsburgh Steelers, Nov 12, 2023
4 at Pittsburgh Steelers, Nov 12, 2023
4 vs. Minnesota Vikings, Oct 29, 2023

Sacks 0.5 at Cincinnati Bengals, Oct 10, 2021
0.5 at San Francisco 49ers, Sep 26, 2021

Passes Defended 2 vs. Minnesota Vikings, Jan 01, 2023
1 vs. Kansas City Chiefs, Dec 03, 2023
...1 more at 1.

Tackles For Loss 2 vs. Minnesota Vikings, Oct 29, 2023
1 vs. Minnesota Vikings, Jan 01, 2023
...1 more at 1.

2024 GXG REGULAR SEASON (PACKERS)

DATE OPPONENT	P/S	TK	S	A	SK	YDS	INT	PD	FF	FR
09/06 at Eagles	S	5	1	4	0.0	0.0	0	0	0	0
09/15 Colts	S	1	0	1	0.0	0.0	0	0	0	0
09/22 at Titans	S	0	0	0	0.0	0.0	0	0	0	0
09/29 Vikings	S	2	0	2	0.0	0.0	0	0	0	0
10/06 at Rams	S	3	3	0	0.0	0.0	0	0	0	0
10/13 Cardinals	S	1	0	1	0.0	0.0	0	0	0	0
10/20 Texans	S	1	0	1	0.0	0.0	0	0	0	0
10/27 at Jaguars	S	0	0	0	0.0	0.0	0	0	0	0
11/03 Lions	S	4	2	2	0.0	0.0	0	0	0	0
11/17 at Bears	S	1	1	0	1.0	1.0	0	0	0	0
11/24 49ers	S	2	1	1	0.0	0.0	0	0	0	0
11/28 Dolphins	S	0	0	0	0.0	0.0	0	0	0	0
12/05 at Lions	S	3	1	2	0.0	0.0	0	0	0	0
12/15 at Seahawks	S	2	2	0	0.0	0.0	0	0	0	0
2024 TOTALS	14-14	25	11	14	1.0	1.0	0	0	0	0

ERIC STOKES

21

CORNERBACK
GEORGIA

Fourth NFL Season | Fourth Packers Season



Ht: 6-1 | Wt: 194 | Born: March 1, 1999 | NFL Games Played/Started: 42/32 | Acquired: D1-21

AT A GLANCE

- » Was limited to three games with two starts last season as he recovered from ankle/knee injuries from the 2022 season and a hamstring injury suffered in Week 7 of the 2023 season.
- » Started the first nine games of the 2022 season before ankle/knee injuries ended his season.
- » Played in 16 games with 14 starts as a rookie and recorded a team-high 14 passes defended, tied for No. 11 in the NFL and tied for No. 1 among NFL rookies in 2021.
- » For all NFL defensive backs targeted over 45 times in 2021, ranked No. 4 in the league in lowest completion percentage (49.5) when targeted (Stathead.com).
- » Started at CB in all nine regular-season games as a junior at Georgia in 2020, earning first-team All-Southeastern Conference honors from *The Associated Press* after finishing tied for No. 2 in the conference and tied for No. 8 in the nation with four interceptions.
- » Earned Class 4A honorable mention from the *Atlanta Journal-Constitution* as a senior at Eastside High School (Covington, Ga.) in 2016 after posting 20 tackles, two INTs and five passes defended.

2024 SEASON: Has played in all 14 contests with seven starts, recording 36 tackles (25 solo)...**At Philadelphia (Sept. 6):** Played 67 defensive snaps, posting two tackles (one solo)...**vs. Indianapolis (Sept. 15):** Saw action on 24 defensive snaps, recording a tackle (assist)...**At Tennessee (Sept. 22):** Played 53 of 54 defensive snaps and finished No. 3 on the team with five tackles (all solo). On second-and-15, came up on a screen play and tackled RB Tony Pollard for a 1-yard gain on a series that would result in a turnover on downs early in the third quarter, giving the Packers the ball at the Tennessee 36...**vs. Minnesota (Sept. 29):** Saw action on 66 of 68 defensive snaps and tied for No. 2 on the team with a season-best seven tackles and tied for the team lead with six solo tackles. Took WR Jalen Nailor down for no gain on an end around on fourth-and-1 at the Green Bay 4 with just over two minutes to play in the game...**At L.A. Rams (Oct. 6):** Played 55 defensive snaps and tied his season high with seven tackles (three solo), including a solo stop on TE Colby Parkinson on third-and-12 with just over minute to play to force a fourth-and-5 that was not converted...**vs. Arizona (Oct. 13):** Saw action on 16 defensive plays...**vs. Houston (Oct. 20):** Played on eight defensive snaps...**At Jacksonville (Oct. 27):** Saw action on 21 defensive snaps and registered a tackle (solo)...**vs. Detroit (Nov. 3):** Started for injured CB Jaire Alexander and posted three tackles (all solo) on 37 defensive snaps. Came up on a short crossing route to tackle WR Amon-Ra St. Brown for a gain of a yard...**At Chicago (Nov. 17):** Saw action on four defensive snaps, recording a tackle (solo), and two snaps on special teams...**vs. San Francisco (Nov. 24):** Played 26 defensive snaps and posted a tackle (solo)...**vs. Miami (Nov. 28):** Saw action on 36 defensive plays, recording two tackles (both solo), and four special teams snaps. In the first quarter, came up and stuffed FB Alec Ingold as he caught the ball for a 2-yard gain...**At Detroit (Dec. 5):** Posted three tackles (all assists) on 42 defensive snaps...**At Seattle (Dec. 15):** Was the only Packer to play all 59 defensive snaps and registered three tackles (two solo).

REGULAR-SEASON COMPARISON: DEFENSIVE - NEW ORLEANS SAINTS

DATE	OPP	TACKLES										MISC					
		W/L	GP/GS	TOT	SOLO	ASST	SACK	YDS.	INT	TFL	PD	QBH	TD	FF	FR		
9/12/21	GB @ NO	L	1	0	0	0	0	0.0	0.0	0	0	0	1	0	0	0	0
TOTALS		0/1	P	0	0	0	0	0.0	0.0	0	0	0	1	0	0	0	0

ERIC STOKES' NFL REGULAR-SEASON DEFENSIVE STATISTICS

YEAR	TEAM	GP	GS	TACKLES					INTERCEPTIONS					ST			MISC											
				TK	S	A	TFL	YDS	SK	YDS	QBH	NO	YDS	LG	TD	PD	FF	FR	TD	YDS	TK	S	A	FF	FR	S	A	
2021	Packers	16	14	55	43	12	0	0	0.0	0.0	0	1	0	0	14	0	0	0	0	0	0	0	0	0	0	0	0	0
2022	Packers	9	9	25	20	5	0	0	0.0	0.0	0	0	0	0	0	0	0	0	0	0	1	1	0	0	0	0	0	0
2023	Packers	3	2	6	5	1	1	0	0.0	0.0	0	0	0	0	0	0	0	0	0	0	0	0	0	0	0	0	0	0
2024	Packers	14	7	36	25	11	0	0	0.0	0.0	0	0	0	0	0	0	0	0	0	0	0	0	0	0	0	0	0	0
NFL TOTALS		42	32	122	93	29	1	0	0.0	0.0	0	1	0	0	14	0	0	0	0	0	1	1	0	0	0	0	0	0

ERIC STOKES' NFL POSTSEASON DEFENSIVE STATISTICS

YEAR	TEAM	GP	GS	TACKLES					INTERCEPTIONS					ST			MISC											
				TK	S	A	TFL	YDS	SK	YDS	QBH	NO	YDS	LG	TD	PD	FF	FR	TD	YDS	TK	S	A	FF	FR	S	A	
2021	Packers	1	1	4	3	1	0	0	0.0	0.0	0	0	0	0	0	0	0	0	0	0	0	0	0	0	0	0	0	0
NFL TOTALS		1	1	4	3	1	0	0	0.0	0.0	0	0	0	0	0	0	0	0	0	0	0	0	0	0	0	0	0	0

SINGLE-GAME HIGHS: DEFENSIVE

Total Tackles 8 vs. Pittsburgh Steelers, Oct 03, 2021
7 at Los Angeles Rams, Oct 06, 2024
...2 more at 7.

Solo Tackles 8 vs. Pittsburgh Steelers, Oct 03, 2021
7 at Baltimore Ravens, Dec 19, 2021

Passes Defended 2 vs. Los Angeles Rams, Nov 28, 2021
2 vs. Pittsburgh Steelers, Oct 03, 2021
...1 more at 2.

Interceptions 1 vs. Pittsburgh Steelers, Oct 03, 2021

2024 GXG REGULAR SEASON (PACKERS)

DATE OPPONENT	P/S	TK	S	A	SK	YDS	INT	PD	FF	FR
09/06 at Eagles	S	2	1	1	0.0	0.0	0	0	0	0
09/15 Colts	S	1	0	1	0.0	0.0	0	0	0	0
09/22 at Titans	S	5	5	0	0.0	0.0	0	0	0	0
09/29 Vikings	S	7	6	1	0.0	0.0	0	0	0	0
10/06 at Rams	S	7	3	4	0.0	0.0	0	0	0	0
10/13 Cardinals	P	0	0	0	0.0	0.0	0	0	0	0
10/20 Texans	P	0	0	0	0.0	0.0	0	0	0	0
10/27 at Jaguars	P	1	1	0	0.0	0.0	0	0	0	0
11/03 Lions	S	3	3	0	0.0	0.0	0	0	0	0
11/17 at Bears	P	1	1	0	0.0	0.0	0	0	0	0
11/24 49ers	P	1	1	0	0.0	0.0	0	0	0	0
11/28 Dolphins	P	2	2	0	0.0	0.0	0	0	0	0
12/05 at Lions	P	3	0	3	0.0	0.0	0	0	0	0
12/15 at Seahawks	S	3	2	1	0.0	0.0	0	0	0	0
2024 TOTALS	14-7	36	25	11	0.0	0.0	0	0	0	0

KADEEM TELFORT

76

TACKLE
UAB

First NFL Season | First Packers Season



Ht: 6-7 | Wt: 322 | Born: November 10, 1998 | NFL Games Played/Started: 13/0 | Acquired: FA-23

AT A GLANCE

- » Spent the entire 2023 season on Green Bay's practice squad.
- » Originally signed by the Packers as an undrafted free agent on May 5, 2023.
- » Appeared in 31 games with 28 starts in three seasons at UAB (2020-22), earning first-team All-Conference USA honors in his final season as he helped the Blazers rank No. 8 in the country in rushing offense with an average of 235.6 yards per game.
- » Began his college career at the University of Florida (2017) and later went on to attend Garden City (Kan.) Community College in 2018 and Highland Community College (Freeport, Ill.) in 2019.
- » Attended Booker T. Washington High School (Miami, Fla.) as a senior, where he helped the Tornados to a semifinal appearance in the 2016 FHSAA Class 4A state playoffs.

2024 SEASON: Has appeared in 13 games, seeing time primarily on special teams...Has been inactive (healthy scratch) for one contest...**At Philadelphia (Sept. 6):** Inactive (healthy scratch)...**Vs. Indianapolis (Sept. 15):** Made his NFL regular-season debut, appearing on five snaps on special teams...**At Tennessee (Sept. 22):** Played seven snaps on special teams...**Vs. Minnesota (Sept. 29):** Appeared on five plays on special teams...**At L.A. Rams (Oct. 6):** Played four snaps on special teams...**Vs. Arizona (Oct. 13):** Appeared on seven plays on special teams...**Vs. Houston (Oct. 20):** Saw the first action of his career on offense, coming in for Zach Tom (equipment issue) at RT for one snap in the first quarter. Also played four snaps on special teams...**At Jacksonville (Oct. 27):** Appeared on six plays on special teams...**Vs. Detroit (Nov. 3):** Played three snaps on special teams...**At Chicago (Nov. 17):** Appeared on two plays on special teams...**Vs. San Francisco (Nov. 24):** Appeared on five snaps on offense, taking over for Elgton Jenkins at LG for the final four offensive plays with the Packers holding a 38-10 lead. Also played one snap as an extra lineman and six snaps on special teams...**Vs. Miami (Nov. 28):** Played six snaps on special teams...**At Detroit (Dec. 5):** Played eight snaps at RG in place of an injured Sean Rhyan in the second quarter and also appeared on five snaps on special teams...**At Seattle (Dec. 15):** Appeared on six plays on special teams.

KADEEM TELFORT'S NFL REGULAR-SEASON STATISTICS

DATE	TEAM	GP	GS
2024	Packers	13	0
NFL TOTALS		13	0

ZACH TOM 50

OFFENSIVE LINEMAN
WAKE FOREST

Third NFL Season | Third Packers Season



Ht: 6-4 | Wt: 304 | Born: March 26, 1999 | NFL Games Played/Started: 40/36 | Acquired: D4B-22

AT A GLANCE

- » Has appeared in 40 games with 36 starts in his first two-plus NFL seasons, opening games at three different spots on the offensive line (31 at RT, four at LT, one at LG).
- » Part of a line that has allowed 53 total sacks in the 36 games he has started, including 18 contests with one sack/zero sacks.
- » Started all 17 games at RT in 2023 and helped the Packers rank No. 3 in the NFL in sacks allowed (30) and No. 4 in sacks allowed per passing play (4.9 pct.).
- » Played in nine games with five starts as a rookie in 2022, opening four contests at LT and one at LG. Made his first NFL start at Washington in Week 7, becoming the first Green Bay rookie to start a game at LT since David Bakhtiari in 2013.
- » Appeared in 48 games with 37 starts (23 at LT, 14 at C) over the course of four seasons at Wake Forest (2018-21), giving up just two sacks in 3,107 collegiate snaps.
- » In 2021, earned second-team All-America honors from Phil Steele's College Football, The Athletic and the Football Writers Association of America and earned first-team All-Atlantic Coast Conference recognition from the coaches and media.

2024 SEASON: Has started all 13 games at RT and has helped the offense rank No. 2 in sacks allowed (16) and yards per play (6.26), No. 4 in total offense (375.8 ypg), tied for No. 4 in rushing offense (144.4 ypg), No. 7 in yards per carry (4.70), No. 6 in explosive plays (111) and tied for No. 4 in explosive runs (44)...Part of a line that has allowed zero sacks in five games this season, tied for No. 2 in the NFL...**At Philadelphia (Sept. 6):** Started at RT and played all 67 snaps. Helped protect QB Jordan Love as he was sacked just once on the evening and cleared holes for Green Bay to register 163 rushing yards on just 21 carries (7.8 avg.)...**Vs. Indianapolis (Sept. 15):** Started at RT and played all 70 snaps. Was part of a line that did not allow a sack of QB Malik Willis and cleared the way for the Packers' 261 rushing yards on 53 carries (4.9 avg.), the highest rushing-yardage total in a game by Green Bay since Sept. 28, 2003, vs. Denver (262 yards)...**At Tennessee (Sept. 22):** Started at RT and played all 63 snaps, helping to clear the way for the Packers' 188 rushing yards on 37 attempts (5.1 avg.), bringing their total over their past two games to 449 rushing yards, the most over a two-game span by Green Bay in a single season since Nov. 2-10, 2003 (502 yards)...**Vs. Minnesota (Sept. 29):** Started at RT and helped the offense register a season-high 465 total yards as Love posted single-game career highs for passing yards (389), passing TDs (four) and completions (32)...**At L.A. Rams (Oct. 6):** Started at RT and played all 59 snaps, helping to clear the way for the Packers' 126 rushing yards and a TD on 30 carries (4.2 avg.)...**Vs. Arizona (Oct. 13):** Started at RT and played all 73 snaps. Helped to clear the way for the Packers' 437 total yards and was part of a line that did not allow a sack of Love as he tied his career high with four TD passes...**Vs. Houston (Oct. 20):** Started at RT and played 57 of 58 snaps (missed one snap due to equipment issue in the first quarter), helping to protect Love as he threw for 220 yards and three TDs on 24-of-33 passing...**At Jacksonville (Oct. 27):** Started at RT and played all 70 snaps, helping to clear the way for the Packers' 170 rushing yards and two TDs on 39 carries (4.4 avg.) as the line allowed just one sack on the afternoon...**Vs. Detroit (Nov. 3):** Started at RT and played all 65 snaps as the line did not allow a sack and cleared the way for 138 rushing yards on 23 attempts (6.0 avg.)...**At Chicago (Nov. 17):** Started at RT and played all 46 snaps, helping to protect Love as he was sacked just once on the afternoon and as he posted a career-best average of 15.35 yards per passing attempt (13 of 17 for 261 yards), the fourth-best mark in team history (min. 15 att.) and the top mark since QB Lynn Dickey (17.80) vs. Tampa Bay on Oct. 2, 1983...**Vs. San Francisco (Nov. 24):** Started at RT and played 68 of 72 snaps, helping to clear the way for the Packers' 169 rushing yards on 42 carries (4.0 avg.) as RB Josh Jacobs rushed for 106 yards and three TDs on 26 carries (4.1 avg.). Came out of the game for the final four offensive snaps with the Packers holding a 38-10 lead...**Vs. Miami (Nov. 28):** Started at RT and played all 54 snaps, part of a line that did not allow a sack of Love as he posted a season-high 129.2 passer rating (21 of 28 for 274 yards and two TDs with no INTs)...**At Detroit (Dec. 5):** Started at RT and played all 50 snaps, protecting Love as he was sacked just one time on the evening and as he posted a 111.7 passer rating (12 of 20 for 206 yards and a TD)...**At Seattle (Dec. 15):** Started at RT and played all 64 snaps as the line did not allow a sack, bringing the total number of sacks allowed to five in the last seven games, the fewest by Green Bay over a seven-game span since 2007.

ZACH TOM'S NFL REGULAR-SEASON STATISTICS

DATE	TEAM	GP	GS
2022	Packers	9	5
2023	Packers	17	17
2024	Packers	14	14
NFL TOTALS		40	36

ZACH TOM'S NFL POSTSEASON STATISTICS

DATE	TEAM	GP	GS
2023	Packers	2	2
NFL TOTALS		2	2

CARRINGTON VALENTINE

24

CORNERBACK
KENTUCKY

Second NFL Season | Second Packers Season



Ht: 6-0 | Wt: 189 | Born: September 9, 2001 | NFL Games Played/Started: 29/16 | Acquired: D7a-23

AT A GLANCE

- » Led the team and ranked No. 7 among NFL rookies with nine passes defended last season. Dating back to 2000, became the sixth Packer rookie to post nine-plus passes defended and the first since CB Eric Stokes (14) in 2021.
- » Played in all 17 games with 12 starts and recorded 42 tackles (32 solo), nine passes defended and a fumble recovery as a rookie. Also started both postseason contests and was tied for No. 4 on the team with 12 tackles (nine solo).
- » Became the first Green Bay rookie to register two games (Weeks 9 and 11) with three-plus passes defended since CB Casey Hayward (2012).
- » Played in 35 career games with 25 straight starts to finish his career at Kentucky (2020-22). In 2022, led the Wildcats and ranked No. 9 in the Southeastern Conference in passes defended with 11.

2024 SEASON: Has played in 12 games with four starts, recording 22 tackles (nine solo) and four passes defended and an interception...Is tied for No. 4 on the team in passes defended...Has posted one tackle on special teams...Was inactive (ankle) for two games (Weeks 3-4)...**At Philadelphia (Sept. 6):** Appeared on nine snaps on defense and 16 on special teams...**vs. Indianapolis (Sept. 15):** Played 32 snaps on defense, recording two tackles (both assists) and a pass defended. Broke up a deep pass intended for WR Michael Pittman Jr. in the fourth quarter...**At Tennessee (Sept. 22):** Inactive (ankle)...**vs. Minnesota (Sept. 29):** Inactive (ankle)...**At L.A. Rams (Oct. 6):** Played 41 snaps on defense, recording an assisted tackle...**vs. Arizona (Oct. 13):** Appeared on 11 special teams snaps...**vs. Houston (Oct. 20):** Played 13 snaps on special teams...**At Jacksonville (Oct. 27):** Appeared on 12 snaps on defense and 19 on special teams...**vs. Detroit (Nov. 3):** Played 35 snaps on defense, recording three tackles (one solo). Also saw action on three special teams plays...**At Chicago (Nov. 17):** Recorded a career-best nine tackles (four solo) on a season-high 64 defensive snaps. Also played two snaps on special teams...**vs. San Francisco (Nov. 24):** Started and played 30 snaps on defense, recording a solo tackle. Also saw action on seven special teams snaps, posting a tackle on kickoff coverage...**vs. Miami (Nov. 28):** Started and played 35 snaps on defense, recording two tackles (one solo). Also appeared on six special teams snaps...**At Detroit (Dec. 5):** Started and played 46 snaps on defense, recording a solo tackle and a pass defended. Broke up a pass intended for WR Jameson Williams on the Lions' first drive of the game. Also appeared on seven special teams snaps...**At Seattle (Dec. 15):** Started and played 58 of 59 snaps on defense, recording three tackles (one solo), two passes defended and his first career INT. Made his first career pick on a pass intended for TE Noah Fant in the end zone and returned it 20 yards. Recorded his other pass defended on a ball intended for WR Jaxon Smith-Njigba that he nearly picked on the play before his first career INT. Also saw action on four special teams snaps.

REGULAR-SEASON COMPARISON: DEFENSIVE - NEW ORLEANS SAINTS

DATE	OPP	W/L	GP/GS	TOT	TACKLES				YDS.	INT	TFL	PD	QBH	TD	MISC	
					SOLO	ASST	SACK	FF							FR	
9/24/23	GB vs. NO	W	S	0	0	0	0	0.0	0.0	0	0	0	0	0	0	0
TOTALS		1/0	1/1	0	0	0	0	0.0	0.0	0	0	0	0	0	0	0

CARRINGTON VALENTINE'S NFL REGULAR-SEASON DEFENSIVE STATISTICS

YEAR	TEAM	GP	GS	TK	S	A	TACKLES				INTERCEPTIONS				ST				MISC								
							TFL	YDS	SK	YDS	QBH	NO	YDS	LG	TD	PD	FF	FR	TD	YDS	TK	S	A	FF	FR	S	A
2023	Packers	17	12	42	32	10	0	0	0.0	0.0	0	0	0	0	9	0	1	0	50	2	1	1	0	0	0	0	
2024	Packers	12	4	22	9	13	0	0	0.0	0.0	0	1	20	20	0	4	0	0	0	0	1	1	0	0	0	0	0
NFL TOTALS		29	16	64	41	23	0	0	0.0	0.0	0	1	20	20	0	13	0	1	0	50	3	2	1	0	0	0	0

CARRINGTON VALENTINE'S NFL POSTSEASON DEFENSIVE STATISTICS

YEAR	TEAM	GP	GS	TK	S	A	TACKLES				INTERCEPTIONS				ST				MISC								
							TFL	YDS	SK	YDS	QBH	NO	YDS	LG	TD	PD	FF	FR	TD	YDS	TK	S	A	FF	FR	S	A
2023	Packers	2	2	12	9	3	0	0	0.0	0.0	0	0	0	0	0	0	0	0	0	0	0	0	0	0	0	0	0
NFL TOTALS		2	2	12	9	3	0	0	0.0	0.0	0	0	0	0	0	0	0	0	0	0	0	0	0	0	0	0	0

SINGLE-GAME HIGHS: DEFENSIVE

Total Tackles	9 at Chicago Bears, Nov 17, 2024	Fumble Recoveries	1 at New York Giants, Dec 11, 2024
	8 at Denver Broncos, Oct 22, 2023	Interceptions	1 at Seattle Seahawks, Dec 15, 2024
Solo Tackles	7 at Denver Broncos, Oct 22, 2023	Special Teams Tackles	2 vs. Minnesota Vikings, Oct 29, 2023
	4 at Chicago Bears, Nov 17, 2024		1 vs. San Francisco 49ers, Nov 24, 2024
	...3 more at 4.		
Passes Defensed	3 vs. Los Angeles Chargers, Nov 19, 2023		
	3 vs. Los Angeles Rams, Nov 05, 2023		

2024 GXG REGULAR SEASON (PACKERS)

DATE OPPONENT	P/S	TK	S	A	SK	YDS	INT	PD	FF	FR
09/06 at Eagles	P	0	0	0	0.0	0.0	0	0	0	0
09/15 Colts	P	2	0	2	0.0	0.0	0	1	0	0
09/22 at Titans		INACTIVE/INJURY								
09/29 Vikings		INACTIVE/INJURY								
10/06 at Rams	P	1	0	1	0.0	0.0	0	0	0	0
10/13 Cardinals	P	0	0	0	0.0	0.0	0	0	0	0
10/20 Texans	P	0	0	0	0.0	0.0	0	0	0	0
10/27 at Jaguars	P	0	0	0	0.0	0.0	0	0	0	0
11/03 Lions	P	3	1	2	0.0	0.0	0	0	0	0
11/17 at Bears	P	9	4	5	0.0	0.0	0	0	0	0
11/24 49ers	S	1	1	0	0.0	0.0	0	0	0	0
11/28 Dolphins	S	2	1	1	0.0	0.0	0	0	0	0
12/05 at Lions	S	1	1	0	0.0	0.0	0	1	0	0
12/15 at Seahawks	S	3	1	2	0.0	0.0	1	2	0	0
2024 TOTALS	12-4	22	9	13	0.0	0.0	1	4	0	0

LUKAS VAN NESS

90

DEFENSIVE LINEMAN
IOWA

Second NFL Season | Second Packers Season



Ht: 6-5 | Wt: 272 | Born: July 6, 2001 | NFL Games Played/Started: 31/0 | Acquired: D1-23

AT A GLANCE

- » Saw action in all 17 games as a rookie, registering 32 tackles (24 solo), eight tackles for a loss (tied for No. 2 on the team), a pass defended, four sacks and 10 quarterback hits (No. 5 on the team).
- » Became the first Packers rookie to post four-plus sacks and eight-plus tackles for a loss since LB Clay Matthews in 2009.
- » Appeared in both postseason contests, recording five tackles (four solo), a sack, a tackle for a loss and a QB hit.
- » Earned second-team All-Big Ten honors from the conference's coaches and media as a redshirt sophomore in 2022, playing both end and tackle and recording 38 tackles (17 solo), a team-high 11 tackles for a loss and 6½ sacks (tied for team lead).
- » Earned first-team all-state honors from the *Champaign News Gazette* as a senior in 2019 at Barrington (Ill.) High School after posting 67 tackles, eight tackles for a loss, 17 QB pressures, five sacks, a forced fumble and a blocked punt.

2024 SEASON: Has played in all 14 contests, recording 26 tackles (18 solo), three sacks (tied for No. 2 on the team), five QB hits, six tackles for a loss, a forced fumble and a fumble recovery, and is No. 4 on the team with 20 NextGenStat QB pressures (TruMedia)...**At Philadelphia (Sept. 6):** Recorded two tackles (both solo) on 19 defensive snaps...**vs. Indianapolis (Sept. 15):** Posted a tackle (solo), a tackle for a loss and a NGS QB pressure. With just over six minutes to play in the third quarter, worked down the line to drop RB Jonathan Taylor for a 3-yard loss on second-and-5. The Colts did not convert the ensuing third down and settled for a field goal...**At Tennessee (Sept. 22):** Played 22 defensive snaps and recorded a tackle (solo), a tackle for a loss, a QB hit, a sack and recovered a fumble on a sack by DL Kingsley Enagbare to give the Packers the ball at their own 47-yard line late in the third quarter. Sacked QB Will Levis for a loss of 4 yards on a third-and-3 to force a punt in the second quarter...**vs. Minnesota (Sept. 29):** Saw action on 24 plays on defense, posting three tackles (all solo) and two NGS QB pressures (tied for No. 2 on the team)...**At L.A. Rams (Oct. 6):** Played 42 defensive snaps and registered a career-high five tackles (three solo, tied career high). Three of his five stops were for 2 yard gains...**vs. Arizona (Oct. 13):** Saw action on 26 defensive snaps and tied for the team lead with two NGS QB Pressures...**vs. Houston (Oct. 20):** Played on 35 defensive snaps, finishing with two tackles (one solo), a tackle for a loss and two NGS QB pressures. Beat a tight end and pulling guard to take RB Joe Mixon down for a loss of a yard in the fourth quarter...**At Jacksonville (Oct. 27):** Saw action on 21 defensive snaps, recording three tackles (all solo), a QB hit and a tackle for a loss when he chased RB Tank Bigby all the way down the line and combined with DL Kenny Clark for a loss of a yard early in the fourth quarter...**vs. Detroit (Nov. 3):** Played 24 snaps on defense and posted one NGS QB pressure and two tackles (both assists). Helped bring down RB David Montgomery for no gain and a loss of a yard...**At Chicago (Nov. 17):** Saw action on 25 defensive snaps, recording a NGS QB pressure, and 14 special teams snaps...**vs. San Francisco (Nov. 24):** Played 18 snaps on defense, registering a tackle (solo), a QB hit, two NGS QB pressures and forced a fumble early in the fourth quarter on a sack of QB Brandon Allen that was recovered by DL Kenny Clark at the San Francisco 16. Green Bay scored three plays later to go up, 31-10...**vs. Miami (Nov. 28):** Posted two tackles (both solo), a sack, a QB hit, two tackles for a loss and four NGS QB pressures on 22 defensive snaps. Worked his way back inside and sacked QB Tua Tagovailoa for a loss of 2 yards with just over four minutes to play in the second quarter. Sacks were registered by teammates on two of his other QB pressures...**At Detroit (Dec. 5):** Posted three tackles (one solo) and an NGS QB pressure on 35 defensive snaps. All three tackles were within 2 yards of the line of scrimmage...**At Seattle (Dec. 15):** Saw action on 25 defensive snaps, recording a tackle (assist), a QB hit and two NGS QB pressures.

REGULAR-SEASON COMPARISON: DEFENSIVE - NEW ORLEANS SAINTS

DATE	OPP	TACKLES										MISC			
		W/L	GP/GS	TOT	SOLO	ASST	SACK	YDS.	INT	TFL	PD	QBH	TD	FF	FR
9/24/23	GB vs. NO	W	P	1	1	0	0.0	0.0	0	0	0	0	0	0	0
TOTALS		1/0	1/0	1	1	0	0.0	0.0	0	0	0	0	0	0	

LUKAS VAN NESS' NFL REGULAR-SEASON DEFENSIVE STATISTICS

YEAR	TEAM	GP	GS	TK	S	TACKLES					INTERCEPTIONS					ST			MISC												
						TFL	YDS	SK	YDS	QBH	NO	YDS	LG	TD	PD	FF	FR	TD	YDS	TK	S	A	FF	S	A						
2023	Packers	17	0	32	24	8	8	40	4.0	31.0	10	0	0	0	1	0	0	0	0	0	0	0	0	0	0	0	0	0	0	0	0
2024	Packers	14	0	26	18	8	6	29	3.0	6.0	5	0	0	0	0	1	1	0	0	0	0	0	0	3	2	1	0	0	0	0	0
NFL TOTALS		31	0	58	42	16	14	69	7.0	37.0	15	0	0	0	1	1	1	0	0	0	0	0	0	3	2	1	0	0	0	0	0

LUKAS VAN NESS' NFL POSTSEASON DEFENSIVE STATISTICS

YEAR	TEAM	GP	GS	TK	S	TACKLES					INTERCEPTIONS					ST			MISC												
						TFL	YDS	SK	YDS	QBH	NO	YDS	LG	TD	PD	FF	FR	TD	YDS	TK	S	A	FF	S	A						
2023	Packers	2	0	5	4	1	1	5	1.0	5.0	1	0	0	0	0	0	0	0	0	0	0	0	0	0	0	0	0	0	0	0	0
NFL TOTALS		2	0	5	4	1	1	5	1.0	5.0	1	0	0	0	0	0	0	0	0	0	0	0	0	0	0	0	0	0	0	0	0

SINGLE-GAME HIGHS: DEFENSIVE

Total Tackles	5 at Los Angeles Rams, Oct 06, 2024 4 vs. Tampa Bay Buccaneers, Dec 17, 2023 3 at Jacksonville Jaguars, Oct 27, 2024 3 at Los Angeles Rams, Oct 06, 2024 ...3 more at 3.	Forced Fumbles	1 vs. San Francisco 49ers, Nov 24, 2024
Solo Tackles	3 at Jacksonville Jaguars, Oct 27, 2024 3 at Los Angeles Rams, Oct 06, 2024 ...3 more at 3.	Fumble Recoveries	1 at Tennessee Titans, Sep 22, 2024
Sacks	1.0 vs. Miami Dolphins, Nov 28, 2024 1.0 vs. San Francisco 49ers, Nov 24, 2024 ...5 more at 1.0.	Tackles For Loss	2 vs. Miami Dolphins, Nov 28, 2024 1 at Jacksonville Jaguars, Oct 27, 2024 ...11 more at 1.
Passes Defensed	1 vs. Minnesota Vikings, Oct 29, 2023	Special Teams Tackles	1 vs. San Francisco 49ers, Nov 24, 2024 1 at Tennessee Titans, Sep 22, 2024

2024 GXG REGULAR SEASON (PACKERS)

DATE OPPONENT	P/S	TK	S	A	SK	YDS	INT	PD	FF	FR
09/06 at Eagles	P	2	2	0	0.0	0.0	0	0	0	0
09/15 Colts	P	1	1	0	0.0	0.0	0	0	0	0
09/22 at Titans	P	1	1	0	1.0	4.0	0	0	0	1
09/29 Vikings	P	3	3	0	0.0	0.0	0	0	0	0
10/06 at Rams	P	5	3	2	0.0	0.0	0	0	0	0
10/13 Cardinals	P	0	0	0	0.0	0.0	0	0	0	0
10/20 Texans	P	2	1	1	0.0	0.0	0	0	0	0
10/27 at Jaguars	P	3	3	0	0.0	0.0	0	0	0	0
11/03 Lions	P	2	0	2	0.0	0.0	0	0	0	0
11/17 at Bears	P	0	0	0	0.0	0.0	0	0	0	0
11/24 49ers	P	1	1	0	1.0	0.0	0	0	1	0
11/28 Dolphins	P	2	2	0	1.0	2.0	0	0	0	0
12/05 at Lions	P	3	1	2	0.0	0.0	0	0	0	0
12/15 at Seahawks	P	1	0	1	0.0	0.0	0	0	0	0
2024 TOTALS	14-0	26	18	8	3.0	6.0	0	0	1	1

QUAY WALKER

7

LINEBACKER
GEORGIA

Third NFL Season | Third Packers Season



Ht: 6-4 | Wt: 241 | Born: May 8, 2000 | NFL Games Played/Started: 44/43 | Acquired: D1a-22

AT A GLANCE

- » According to Stathead.com, is just the second Packer to record 100-plus tackles in each of his first three seasons (LB Nick Barnett, 2003-05).
- » Is one of eight NFL players with 300-plus tackles, six-plus sacks, 10-plus passes defended and three-plus forced fumbles since 2022.
- » Is one of three Packers since the merger (1970) with 100-plus tackles in both of his first two NFL seasons (Nick Barnett, 2003-04; A.J. Hawk, 2006-07), per Stathead.
- » Has led Green Bay in tackles for two straight seasons, tying for the third-longest streak for the Packers since 1975 (Nick Barnett, 2003-05; Blake Martinez, 2017-19).
- » Ranked No. 2 among NFL rookies with a team-best 119 total tackles in 2022, the fifth most by a Green Bay rookie since 1975 (Johnnie Gray, 123 in 1975 / Nick Barnett, 134 in 2003 / A.J. Hawk, 155 in 2006 / Rich Wingo, 166 in 1979).
- » Earned All-Rookie team honors from the Pro Football Writers of America, the first Green Bay inside LB to be selected to the team since Hawk in 2006.
- » Started at LB in all 15 games as a senior in 2021, tying for No. 3 on the team with a career-high 67 tackles (39 solo) while adding 5½ tackles for a loss, 1½ sacks and 25 QB pressures. Was part of a Georgia defense that ranked No. 1 in the country in 2021 in points allowed (10.2 ppg), the top mark posted since Alabama (8.2 ppg) in 2011, and helped the Bulldogs win their first national championship since 1980.

2024 SEASON: Has started all 13 contests he has played in (missed Week 8 with a concussion), posting a team-high 102 tackles (72 solo, tied for No. 10 in the NFL), 2.5 sacks, three QB hits, nine tackles for a loss (No. 1 on the team), two passes defended and 12 NextGenStat QB pressures...Is averaging 5.54 solo tackles per game, No. 7 in the NFL this season (min. 10 games played)...Has posted six-plus tackles in 11 games this season...**At Philadelphia (Sept. 6):** Played all 76 defensive snaps and tied for the team lead in tackles (11) and solo tackles (seven). Five tackles were for gains of 3 yards or less, including bringing down RB Saquon Barkley for a loss of 2 yards with just under eight minutes to play in the fourth quarter...**Vs. Indianapolis (Sept. 15):** Was one of three defenders to play all 56 snaps, leading the team with six tackles (all solo)...**At Tennessee (Sept. 22):** One of two Packers to play all 54 defensive snaps, finishing No. 2 on the team with six tackles (three solo) and a QB hit, and registered a half-sack when he teamed with LB Isaiah McDuffie to chase down QB Will Levis on a fourth-and-2, giving Green Bay the ball at the Tennessee 36-yard line early in the third quarter. The ensuing drive resulted in a touchdown to put the Packers up, 27-7...**Vs. Minnesota (Sept. 29):** One of two Green Bay defenders to play all 68 snaps, leading the team with eight tackles (six solo), a tackle for a loss, a QB hit, a NGS QB pressure and blitzed up the middle, splitting the running back and guard to sack QB Sam Darnold for a loss of 13 yards in the third quarter. Dating back to last season, has four sacks in the last seven regular-season games...**At L.A. Rams (Oct. 6):** One of four Packers to play all 78 defensive snaps, tying for No. 2 on the team with nine tackles (six solo), a tackle for a loss and two NGS QB pressures. Worked down the line and then slashed through to team up with S Evan Williams and tackle RB Kyren Williams for a loss of 6 yards in the second quarter...**Vs. Arizona (Oct. 13):** One of three Packers to play all 58 defensive snaps, leading the team with 11 tackles (10 solo, tied career high) and a tackle for a loss...**Vs. Houston (Oct. 20):** Played on 13 defensive snaps and registered a tackle (solo) before suffering a concussion...**At Jacksonville (Oct. 27):** Inactive (concussion)...**Vs. Detroit (Nov. 3):** One of four Packers to play all 57 defensive snaps, leading the team with a season-best 12 tackles (seven solo)...**At Chicago (Nov. 10):** One of two players to play all 72 defensive snaps for the Packers and posted eight tackles (five solo), a pass defended and a NGS QB pressure...**Vs. San Francisco (Nov. 24):** Saw action on 43 defensive snaps and tied for the team lead in tackles (seven) and solo tackles (six) while leading the team with two tackles for a loss (tied career high) to go with two NGS QB pressures and a pass defended...**Vs. Miami (Nov. 28):** One of three Packers to play all 71 defensive snaps and tied for the team lead with 10 tackles (six solo), four NGS QB pressures and two tackles for a loss to go with a sack and a QB hit. On fourth-and-goal with just under 10 minutes to play and Miami at the 1-yard line, blitzed up the middle, beat the running back and sacked QB Tua Tongovailoa for a loss of 6 yards...**At Detroit (Dec. 5):** Played 79 of 80 defensive snaps and tied for No. 2 on the team with 10 tackles (six solo), a NGS QB pressure and a tackle for a loss. Cut through the line and teamed with LB Isaiah McDuffie to take down RB Jahmyr Gibbs for a loss of a yard on fourth-and-1 late in the third quarter. It gave the Packers the ball at the Detroit 30 and Green Bay scored four plays later to go up, 28-24. It marked the 12th 100-plus tackle game of his career during the regular season...**At Seattle (Dec. 15):** Played 22 defensive snaps and recorded three tackles (all solo) before an ankle injury ended his night.

REGULAR-SEASON COMPARISON: DEFENSIVE - NEW ORLEANS SAINTS

DATE	OPP	W/L	GP/GS	TACKLES							MISC					
				TOT	SOLO	ASST	SACK	YDS.	INT	TFL	PD	QBH	TD	FF	FR	
9/24/23	GB vs. NO	W	S	7	3	4	0.0	0.0	0	0	0	0	0	0	0	0
TOTALS		1/0	1/1	7	3	4	0.0	0.0	0	0	0	0	0	0	0	0

QUAY WALKER'S NFL REGULAR-SEASON DEFENSIVE STATISTICS

YEAR	TEAM	GP	GS	TK	S	TACKLES							INTERCEPTIONS					ST		MISC							
						A	TFL	YDS	SK	YDS	QBH	NO	YDS	LG	TD	PD	FF	FR	TD	YDS	TK	S	A	FF	FR	S	A
2022	Packers	17	16	119	73	46	5	8	1.5	13.5	4	0	0	0	7	3	1	0	63	2	2	0	0	0	0	0	
2023	Packers	14	14	118	59	59	7	20	2.5	16.5	5	1	37	37	1	3	0	0	0	0	0	0	0	0	0	0	0
2024	Packers	13	13	102	72	30	9	33	2.5	19.0	3	0	0	0	2	0	0	0	0	0	0	0	0	0	0	0	0
NFL TOTALS		44	43	339	204	135	21	61	6.5	49.0	12	1	37	37	1	12	3	1	0	63	2	2	0	0	0	0	0

QUAY WALKER'S NFL POST-SEASON DEFENSIVE STATISTICS

YEAR	TEAM	GP	GS	TK	S	TACKLES							INTERCEPTIONS					ST		MISC							
						A	TFL	YDS	SK	YDS	QBH	NO	YDS	LG	TD	PD	FF	FR	TD	YDS	TK	S	A	FF	FR	S	A
2023	Packers	2	2	20	9	11	1	0	0.0	0.0	0	0	0	0	0	0	0	0	0	0	0	0	0	0	0	0	0
NFL TOTALS		2	2	20	9	11	1	0	0.0	0.0	0	0	0	0	0	0	0	0	0	0	0	0	0	0	0	0	0

SINGLE-GAME HIGHS: DEFENSIVE

Total Tackles 19 vs. Detroit Lions, Sep 28, 2023
 17 at Atlanta Falcons, Sep 17, 2023
Solo Tackles 10 vs. Arizona Cardinals, Oct 13, 2023
 10 vs. Detroit Lions, Sep 28, 2023
Sacks 1.0 vs. Miami Dolphins, Nov 28, 2024
 1.0 vs. Minnesota Vikings, Sep 29, 2024
 ...3 more at 1.0.
Passes Defensed 2 vs. Los Angeles Rams, Dec 19, 2022
 1 vs. San Francisco 49ers, Nov 24, 2024
 ...9 more at 1.
Forced Fumbles 1 vs. Los Angeles Rams, Dec 19, 2022
 1 at Buffalo Bills, Oct 30, 2022
 ...1 more at 1.

Fumble Recoveries 1 at Philadelphia Eagles, Nov 27, 2022
Tackles For Loss 2 vs. Miami Dolphins, Nov 28, 2024
 2 vs. San Francisco 49ers, Nov 24, 2024
 ...1 more at 2.
Interceptions 1 at Chicago Bears, Sep 10, 2023
Interception Return Yards 37 at Chicago Bears, Sep 10, 2023
Special Teams Tackles 1 vs. Tennessee Titans, Nov 17, 2022
 1 vs. New England Patriots, Oct 02, 2022

2024 GXG REGULAR SEASON (PACKERS)

DATE	OPPONENT	P/S	TK	S	A	SK	YDS	INT	PD	FF	FR	
09/06	at Eagles	S	11	7	4	0.0	0.0	0	0	0	0	
09/15	Colts	S	6	6	0	0.0	0.0	0	0	0	0	
09/22	at Titans	S	6	3	3	0.5	0.0	0	0	0	0	
09/29	Vikings	S	8	6	2	1.0	13.0	0	0	0	0	
10/06	at Rams	S	9	6	3	0.0	0.0	0	0	0	0	
10/13	Cardinals	S	11	10	1	0.0	0.0	0	0	0	0	
10/20	Texans	S	1	1	0	0.0	0.0	0	0	0	0	
10/27	at Jaguars		INACTIVE/INJURY									
11/03	Lions	S	12	7	5	0.0	0.0	0	0	0	0	
11/17	at Bears	S	8	5	3	0.0	0.0	0	1	0	0	
11/24	49ers	S	7	6	1	0.0	0.0	0	1	0	0	
11/28	Dolphins	S	10	6	4	1.0	6.0	0	0	0	0	
12/05	at Lions	S	10	6	4	0.0	0.0	0	0	0	0	
12/15	at Seahawks	S	3	3	0	0.0	0.0	0	0	0	0	
2024 TOTALS			13-13	102	72	30	2.5	19.0	0	2	0	0

RASHEED WALKER

63

TACKLE
PENN STATE

Third NFL Season | Third Packers Season



Ht: 6-6 | Wt: 324 | Born: February 13, 2000 | NFL Games Played/Started: 32/29 | Acquired: D7c-22

AT A GLANCE

- » Appeared in all 17 games with 15 starts at LT in 2023 and was part of a line that helped the Packers rank No. 3 in the NFL in sacks allowed (30) and No. 4 in sacks allowed per passing play (4.9 pct.).
- » His 15 starts last season were the most by a Green Bay offensive lineman selected in the seventh round within his first two NFL seasons since T Mark Tauscher started all 16 games in his second season (2001).
- » Selected by the Packers with the third of four picks in the seventh round (No. 249 overall) of the 2022 NFL Draft, becoming the first offensive lineman drafted by Green Bay out of Penn State since G Marco Rivera in 1996.
- » Appeared in 36 games over four seasons at Penn State (2018-21), starting the final 32 contests at LT.
- » Earned third-team All-Big Ten honors as a senior in 2021, helping the Nittany Lions feature a 3,000-yard passer (QB Sean Clifford, 3,107) and a 1,000-yard receiver (WR Jahan Dotson, 1,182) for only the second time in school history.

2024 SEASON: Has started all 13 games at LT and has helped the offense rank No. 2 in sacks allowed (16) and yards per play (6.26), No. 4 in total offense (375.8 ypg), tied for No. 4 in rushing offense (144.4 ypg), No. 7 in yards per carry (4.70), No. 6 in explosive plays (111) and tied for No. 4 in explosive runs (44)...Part of a line that has allowed zero sacks in five games this season, tied for No. 2 in the NFL...**At Philadelphia (Sept. 6):** Started at LT and played all 67 snaps. Helped protect QB Jordan Love as he was sacked just once on the evening and cleared holes for Green Bay to register 163 rushing yards on just 21 carries (7.8 avg.)...**Vs. Indianapolis (Sept. 15):** Started at LT and played all 70 snaps. Was part of a line that did not allow a sack of QB Malik Willis and cleared the way for the Packers' 261 rushing yards on 53 carries (4.9 avg.), the highest rushing-yardage total in a game by Green Bay since Sept. 28, 2003, vs. Denver (262 yards)...**At Tennessee (Sept. 22):** Started at LT and played all 63 snaps, helping to clear the way for the Packers' 188 rushing yards on 37 attempts (5.1 avg.), bringing their total over their past two games to 449 rushing yards, the most over a two-game span by Green Bay in a single season since Nov. 2-10, 2003 (502 yards)...**Vs. Minnesota (Sept. 29):** Started at LT and helped the offense register a season-high 465 total yards as Love posted single-game career highs for passing yards (389), passing TDs (four) and completions (32)...**At L.A. Rams (Oct. 6):** Started at LT and played all 59 snaps, helping to clear the way for the Packers' 126 rushing yards and a TD on 30 carries (4.2 avg.)...**Vs. Arizona (Oct. 13):** Started at LT and played all 73 snaps. Helped to clear the way for the Packers' 437 total yards and was part of a line that did not allow a sack of Love as he tied his career high with four TD passes...**Vs. Houston (Oct. 20):** Started at LT and played all 58 snaps, helping to protect Love as he threw for 220 yards and three TDs on 24-of-33 passing...**At Jacksonville (Oct. 27):** Started at LT and played all 70 snaps, helping to clear the way for the Packers' 170 rushing yards and two TDs on 39 carries (4.4 avg.) as the line allowed just one sack on the afternoon...**Vs. Detroit (Nov. 3):** Started at LT and played all 65 snaps as the line did not allow a sack and cleared the way for 138 rushing yards on 23 attempts (6.0 avg.)...**At Chicago (Nov. 17):** Started at LT and played all 46 snaps, helping to protect Love as he was sacked just once on the afternoon and as he posted a career-best average of 15.35 yards per passing attempt (13 of 17 for 261 yards), the fourth-best mark in team history (min. 15 att.) and the top mark since QB Lynn Dickey (17.80) vs. Tampa Bay on Oct. 2, 1983...**Vs. San Francisco (Nov. 24):** Started at LT and played all 72 snaps, helping to clear the way for the Packers' 169 rushing yards on 42 carries (4.0 avg.) as RB Josh Jacobs rushed for 106 yards and three TDs on 26 carries (4.1 avg.)...**Vs. Miami (Nov. 28):** Started at LT and played all 54 snaps, part of a line that did not allow a sack of Love as he posted a season-high 129.2 passer rating (21 of 28 for 274 yards and two TDs with no INTs)...**At Detroit (Dec. 5):** Started at LT and played all 50 snaps, protecting Love as he was sacked just one time on the evening and as he posted a 111.7 passer rating (12 of 20 for 206 yards and a TD)...**At Seattle (Dec. 15):** Started at LT and played all 64 snaps as the line did not allow a sack, bringing the total number of sacks allowed to five in the last seven games, the fewest by Green Bay over a seven-game span since 2007.

RASHEED WALKER'S NFL REGULAR-SEASON STATISTICS

DATE	TEAM	GP	GS
2022	Packers	1	0
2023	Packers	17	15
2024	Packers	14	14
NFL TOTALS		32	29

RASHEED WALKER'S NFL POSTSEASON STATISTICS

DATE	TEAM	GP	GS
2023	Packers	2	2
NFL TOTALS		2	2

CHRISTIAN WATSON

9

WIDE RECEIVER
NORTH DAKOTA STATE

Third NFL Season | Third Packers Season



Ht: 6-4 | Wt: 208 | Born: May 12, 1999 | NFL Games Played/Started: 36/33 | Acquired: D2-22

AT A GLANCE

- » Among players with 75-plus receptions, ranks No. 3 in the NFL since 2022 with an average of 16.9 yards per catch.
- » Has four 100-yard receiving games on four or fewer receptions since entering the NFL in 2022, the most in the league over that span.
- » Posted a team-high 12 TD receptions in 2022-23, the fifth most by a Packer in his first two NFL seasons to that point behind only Billy Howton (17), Greg Jennings (15), Don Hutson (14) and Sterling Sharpe (13).
- » Led the team with seven TD catches in 2022, the fourth most in team history by a rookie behind only Howton (13 in 1952), Max McGee (nine in 1954) and Jayden Reed (eight in 2023).
- » In 2022, became only the third player in franchise history to that point to post seven-plus receiving TDs and multiple rushing TDs in a season, joining Johnny "Blood" McNally (1931) and Don Hutson (1941).
- » Posted eight TDs from scrimmage in Weeks 10-13 in 2022, tied for the most over a four-game span by a rookie WR in league history (Vikings WR Randy Moss, 1998).
- » Finished his career at North Dakota State ranked No. 2 in school history (min. 50 rec.) in yards per reception (20.4 avg.) and yards per kickoff return (26.4 avg.), No. 8 in receiving yards (2,140) and No. 10 in receptions (105).
- » Earned second-team All-America honors at wide receiver from *The Associated Press* as a senior in 2021 after leading the Bison with a career-high 43 catches for a career-best 801 yards (18.6 avg.) and seven TDs. Earned first-team AP All-America recognition at kickoff returner as a junior in 2020 after averaging 33.8 yards on 10 kickoff returns.

2024 SEASON: Has started all 13 games he has appeared in and has posted 29 catches for 620 yards (21.4 avg.) and two TDs...Ranks No. 2 in the league in yards per catch...His average of 21.7 yards per catch is the top mark by a Packer through 14 games (min. 25 rec.) since WR James Lofton's 22.6-yard average in 1984...Of his 29 catches, 14 have been explosive gains (16-plus yards), a 48.3 percentage that ranks No. 2 in the league this season among players with 25-plus receptions...**At Philadelphia (Sept. 6):** Started and played 42 of 67 snaps, posting three catches for 13 yards (4.3 avg.), highlighted by a 2-yard TD catch early in the second half...**Vs. Indianapolis (Sept. 15):** Started and appeared on 41 plays on offense...**At Tennessee (Sept. 22):** Started and played 34 of 63 snaps, leading the team with 67 yards receiving on two catches (33.5 avg.), posting a 37-yard grab down to the Tennessee 13 late in the first half on third-and-18 and a 30-yard leaping grab to the Tennessee 6 on third-and-6 on Green Bay's opening drive that helped set up a QB Malik Willis TD run two plays later. Became the first Packer to register two third-down catches of 30-plus yards each since WR Davante Adams did so at San Francisco on Nov. 5, 2020...**Vs. Minnesota (Sept. 29):** Started and played nine snaps before sustaining an ankle injury late in the first quarter that sidelined him for the remainder of the game...**At L.A. Rams (Oct. 6):** Inactive (ankle)...**Vs. Arizona (Oct. 13):** Started and played 44 snaps, leading the team with 68 yards receiving on three catches (22.7 avg.). Posted a 44-yard TD reception on a long pass from QB Jordan Love with 4:32 remaining in the first half to give the Packers a 24-0 lead...**Vs. Houston (Oct. 20):** Started and played 31 snaps, posting a 9-yard reception...**At Jacksonville (Oct. 27):** Started and played 52 of 70 snaps, finishing with a season-high four catches for 39 yards (9.8 avg.), with three of the receptions picking up first downs...**Vs. Detroit (Nov. 3):** Started and played 37 snaps, hauling in three passes for 37 yards (12.3 avg.)...**At Chicago (Nov. 17):** Started and played 31 of 46 snaps, leading the team with a career-high 150 receiving yards on four catches, a 37.5-yard average that was the top mark posted by a Packer with four-plus receptions since WR Carroll Dale on Sept. 27, 1970 (46.5 avg., four catches for 186 yards). Posted a season-long 60-yard reception down to the Chicago 14 late in the fourth quarter to set up the Packers' game-winning TD. Added a 48-yard catch earlier in the fourth quarter, becoming the first Packer dating back to 2000 to register two receptions of 45-plus yards in a fourth quarter...**Vs. San Francisco (Nov. 24):** Started and played 47 snaps...**Vs. Miami (Nov. 28):** Started and played 51 of 54 snaps, hauling in two passes for 67 yards (33.5 avg.), highlighted by a 46-yard catch down to the Miami 28 on third down early in the third quarter...**At Detroit (Dec. 5):** Started and played 46 of 50 snaps, leading the team with 114 yards on four catches (28.5 avg.). Became the first Packer since the 1970 merger to average 33.0-plus yards per catch over a four-game span (min. 10 rec.) with 10 catches for 331 yards (33.1 avg.)...**At Seattle (Dec. 15):** Started and played 50 of 64 snaps, hauling in three passes for 56 yards (18.7 avg.).

CHRISTIAN WATSON'S NFL REGULAR-SEASON RUSHING/RECEIVING STATISTICS

DATE	TEAM	RECEIVING							RUSHING				
		GP	GS	NO.	YDS.	AVG.	LG	TD	NO.	YDS.	AVG.	LG	TD
2022	Packers	14	11	41	611	14.9	63t	7	7	80	11.4	46t	2
2023	Packers	9	9	28	422	15.1	77	5	4	11	2.8	13	0
2024	Packers	13	13	29	620	21.4	60	2	2	0	0.0	4	0
NFL TOTALS		36	33	98	1,653	16.9	77	14	13	91	7.0	46t	2

CHRISTIAN WATSON'S NFL POSTSEASON RUSHING/RECEIVING STATISTICS

DATE	TEAM	RECEIVING							RUSHING				
		GP	GS	NO.	YDS.	AVG.	LG	TD	NO.	YDS.	AVG.	LG	TD
2023	Packers	2	0	2	20	10.0	11	0	0	0	0.0	0	0
NFL TOTALS		2	0	2	20	10.0	11	0	0	0	0.0	0	0

CHRISTIAN WATSON'S NFL REGULAR-SEASON RETURN STATISTICS

DATE	TEAM	KICKOFF RETURNS				
		RET.	YDS.	AVG.	LG	TD
2022	Packers	2	35	17.5	18	0
2023	Packers	0	0	0.0	0	0
2024	Packers	0	0	0.0	0	0
NFL TOTALS		2	35	17.5	18	0

SINGLE-GAME HIGHS: RUSHING/RECEIVING

Rush Attempts 2 vs. Kansas City Chiefs, Dec 03, 2023
 2 vs. Detroit Lions, Jan 08, 2023
Rushing Yards 46 at Chicago Bears, Dec 04, 2022
 15 vs. Kansas City Chiefs, Dec 03, 2023
 ...1 more at 15.
Longest Runs 46t at Chicago Bears, Dec 04, 2022
 15t vs. New England Patriots, Oct 02, 2022
Rushing TDs 1 at Chicago Bears, Dec 04, 2022
 1 vs. New England Patriots, Oct 02, 2022
Receptions 7 vs. Kansas City Chiefs, Dec 03, 2023
 6 at Miami Dolphins, Dec 25, 2022

Receiving Yards 150 at Chicago Bears, Nov 17, 2024
 114 at Detroit Lions, Dec 05, 2024
Receiving Average 37.5 at Chicago Bears, Nov 17, 2024
 30.3 at Las Vegas Raiders, Oct 09, 2023
Longest Receptions 77 at Las Vegas Raiders, Oct 09, 2023
 63t at Philadelphia Eagles, Nov 27, 2022
Receiving TDs 3 vs. Dallas Cowboys, Nov 13, 2022
 2 vs. Kansas City Chiefs, Dec 03, 2023
 ...1 more at 2.
Scrimmage Yards 150 at Chicago Bears, Nov 17, 2024
 116 vs. Detroit Lions, Jan 08, 2023

2024 GXG REGULAR SEASON (PACKERS)


DATE	OPPONENT	P/S	RECEIVING					RUSHING				
			NO.	YDS.	AVG.	LG	TD	NO.	YDS.	AVG.	LG	TD
09/06	at Eagles	S	3	13	4.3	6	1	0	0	0.0	0	0
09/15	Colts	S	0	0	0.0	0	0	0	0	0.0	0	0
09/22	at Titans	S	2	67	33.5	37	0	0	0	0.0	0	0
09/29	Vikings	S	0	0	0.0	0	0	0	0	0.0	0	0
10/06	at Rams							INACTIVE/INJURY				
10/13	Cardinals	S	3	68	22.7	44t	1	0	0	0.0	0	0
10/20	Texans	S	1	9	9.0	9	0	1	-4	-4.0	-4	0
10/27	at Jaguars	S	4	39	9.8	14	0	0	0	0.0	0	0
11/03	Lions	S	3	37	12.3	19	0	0	0	0.0	0	0
11/17	at Bears	S	4	150	37.5	60	0	0	0	0.0	0	0
11/24	49ers	S	0	0	0.0	0	0	1	4	4.0	4	0
11/28	Dolphins	S	2	67	33.5	46	0	0	0	0.0	0	0
12/05	at Lions	S	4	114	28.5	59	0	0	0	0.0	0	0
12/15	at Seahawks	S	3	56	18.7	36	0	0	0	0.0	0	0
2024 TOTALS		13-13	29	620	21.4	60	2	2	0	0.0	4	0

DANIEL WHELAN

19

PUNTER
UC DAVIS

Second NFL Season | Second Packers Season



Ht: 6-5 | Wt: 216 | Born: February 10, 1999 | NFL Games Played/Started: 31/0 | Acquired: FA-23

AT A GLANCE

- » Averaged 46.2 yards per punt in 2023 in his first season with the Packers, the second-best single-season mark in team history behind only Corey Bojorquez (46.5 avg. in 2021).
- » Posted 22 punts of 50-plus yards last season, tied for the third most in a season by a Green Bay punter since 2000 behind only Jon Ryan (24 in 2006) and Justin Vogel (23 in 2017).
- » Became the first Irish-born player to play in the NFL since 1985 (Cardinals K Neil O'Donoghue).
- » Played for the D.C. Defenders in 2023, earning All-XFL honors after ranking No. 3 in the league in both punting average (45.6) and punts inside the 20 (11).
- » Played in 47 games in five seasons (2017-21) at UC-Davis, finishing his career ranked No. 1 in school history in punting average (44.0) and punts inside the 20 (86).
- » Moved to California with his mother when he was 13 years old and earned All-Southern Section and All-DeAnza League honors in both of his final two years at Rancho Mirage (Calif.) High School.

2024 SEASON: Has played in all 14 games, punting 47 times for 2,187 yards (46.5-yard gross average, 42.4-yard net average)...Has posted 17 punts of 50-plus yards...Has placed a career-high 21 punts inside the 20...Is tied for No. 11 in the NFL in net punting average...Recorded a long of 74 yards, which is tied for the sixth-longest punt in the NFL this season...**At Philadelphia (Sept. 6):** Punted twice for a total of 74 yards (37.0-yard gross and net average), placing one punt inside the 20 and recording a long of 41 yards...**Vs. Indianapolis (Sept. 15):** Punted three times for 139 yards (46.3-yard gross and net average) with a long of 59 yards in the third quarter that pinned the Colts at their own 16. Placed a season-high three punts inside the 20...**At Tennessee (Sept. 22):** Punted a season-high five times for 244 yards, averaging 48.8 yards (36.0-yard net average). Recorded a long of 63 yards in the fourth quarter, the third-longest punt of his career...**Vs. Minnesota (Sept. 29):** Punted three times for 180 yards, registering a 60.0-yard average, which was the top mark by a Green Bay punter (min. three punts) since Boyd Dowler recorded a 62.0-yard average on three punts vs. San Francisco on Oct. 21, 1962. Posted a 56.7-yard net average, which was the top mark by a Packers punter (since 1976) with three-plus punts in a game, topping Tim Masthay's mark of 55.3 yards on three punts at Minnesota on Oct. 23, 2011. His 56.7-yard net average was also the top mark by an NFL punter (min. three punts) since Seahawks P Michael Dickson averaged 57.5 yards on six punts at Denver on Sept. 9, 2018. Recorded a career-long 74-yard punt, which is the second-longest punt by a Packer (since 2000) behind only Corey Bojorquez's 82-yarder at Chicago on Oct. 17, 2021. Two of his three punts landed inside the 20...**At L.A. Rams (Oct. 6):** Matched his season high with five punts for 186 yards (37.2-yard gross and net average), recording a long of 41 yards and placing one punt inside the 20. Pinned the Rams at their own 9 on his 41-yard punt in the fourth quarter...**Vs. Arizona (Oct. 13):** Punted one time for 46 yards (46.0-yard gross and net average) in the first quarter and pinned the Cardinals at their own 8...**Vs. Houston (Oct. 20):** Punted five times for 284 yards, a 56.8-yard gross average that is the second-best single-game average in team history (min. four punts) behind only Roy McKay's 61.6-yard average on five punts vs. the Chicago Cardinals on Oct. 28, 1945. His 51.6-yard net average is the top single-game mark in team history (since 1976, min. four punts). Tied his single-game career high with two punts of 60-plus yards (66, 61). Became the first NFL punter to punt five-plus times and post a gross average of 56-plus yards and a net average of 51-plus yards in a game since Raiders P AJ Cole vs. Indianapolis on Nov. 13, 2022...**At Jacksonville (Oct. 27):** Punted five times for 241 yards (48.2-yard gross average, 44.8-net yard average) with a long of 63 yards. Placed three punts inside the 20, tying his season high...**Vs. Detroit (Nov. 3):** Punted two times for 84 yards (42.0-yard gross and net average), placing both punts inside the 20 and recording a long of 51 yards...**At Chicago (Nov. 17):** Punted one time for 47 yards (47.0-yard gross and net average), pinning the Bears at their own 5...**Vs. San Francisco (Nov. 24):** Punted four times for 195 yards (48.8-yard gross average and 38.5-yard net average) with a long of 59 yards. Placed one punt inside the 20...**Vs. Miami (Nov. 28):** Punted four times for 172 yards (43.0-yard gross average and 36.8-yard net average) with a long of 50 yards. Matched his season high with three punts inside the 20...**At Detroit (Dec. 5):** Punted three times for 125 yards (41.7-yard gross and net average) with a long of 43 yards. Placed two punts inside the 20...**At Seattle (Dec. 15):** Punted four times for 170 yards, averaging 42.5 yards (39.5-yard net average). Recorded a long of 51 yards and placed one punt inside the 20.

REGULAR-SEASON COMPARISON: PUNTING - NEW ORLEANS SAINTS

DATE	OPP	W/L	GP/GS	NO.	YDS.	AVG.	TB	I20	LG
9/24/23	GB vs. NO	W	P	4	153	38.3	0	2	45
TOTALS		1/0	1/0	4	153	38.3	0	2	45

DANIEL WHELAN'S NFL REGULAR-SEASON PUNTING STATISTICS

DATE	TEAM	GP	NO.	YDS.	AVG.	OPP. RET.	YDS.	NET YDS.	AVG.	TB	IN20	LG	BK
2023	Packers	17	57	2,634	46.2	23	270	2,264	39.7	5	18	68	0
2024	Packers	14	47	2,187	46.5	18	135	1,992	42.4	3	21	74	0
NFL TOTALS		31	104	4,821	46.4	41	405	4,256	40.9	8	39	74	0

DANIEL WHELAN'S NFL POSTSEASON PUNTING STATISTICS

DATE	TEAM	GP	NO.	YDS.	AVG.	OPP. RET.	YDS.	NET YDS.	AVG.	TB	IN20	LG	BK
2023	Packers	2	4	155	38.8	0	0	155	38.8	0	3	42	0
NFL TOTALS		2	4	155	38.8	0	0	155	38.8	0	3	42	0

SINGLE-GAME HIGHS: PUNTER

Punts 5 at Jacksonville Jaguars, Oct 27, 2024
 5 vs. Houston Texans, Oct 20, 2024
 ...4 more at 5.

Gross Punting Yards 284 vs. Houston Texans, Oct 20, 2024
 259 vs. Detroit Lions, Sep 28, 2023

Gross Punting Avg 60.0 vs. Minnesota Vikings, Sep 29, 2024
 56.8 vs. Houston Texans, Oct 20, 2024

Net Punting Yards 258 vs. Houston Texans, Oct 20, 2024
 232 vs. Detroit Lions, Sep 28, 2023

Net Punting Avg 56.7 vs. Minnesota Vikings, Sep 29, 2024
 51.6 vs. Houston Texans, Oct 20, 2024

Longest Punts 74 vs. Minnesota Vikings, Sep 29, 2024
 68 at Chicago Bears, Sep 10, 2023
 4 at Detroit Lions, Nov 23, 2023

Inside the 20 3 vs. Miami Dolphins, Nov 28, 2024
 ...2 more at 3.

2024 GXG REGULAR SEASON (PACKERS)

DATE	OPPONENT		NO.	YDS.	AVG.	OPP. RET.	YDS.	NET YDS.	AVG	TB	IN20	LG	BK	
09/06	at Eagles	P	2	74	37.0	0	0	74	37.0	0	1	41	0	
09/15	Colts	P	3	139	46.3	0	0	139	46.3	0	3	59	0	
09/22	at Titans	P	5	244	48.8	2	24	180	36.0	2	0	63	0	
09/29	Vikings	P	3	180	60.0	2	10	170	56.7	0	2	74	0	
10/06	at Rams	P	5	186	37.2	1	0	186	37.2	0	1	41	0	
10/13	Cardinals	P	1	46	46.0	0	0	46	46.0	0	1	46	0	
10/20	Texans	P	5	284	56.8	4	26	258	51.6	0	0	66	0	
10/27	at Jaguars	P	5	241	48.2	2	17	224	44.8	0	3	63	0	
11/03	Lions	P	2	84	42.0	0	0	84	42.0	0	2	51	0	
11/17	at Bears	P	1	47	47.0	0	0	47	47.0	0	1	47	0	
11/24	49ers	P	4	195	48.8	3	41	154	38.5	0	1	59	0	
11/28	Dolphins	P	4	172	43.0	2	5	147	36.8	1	3	50	0	
12/05	at Lions	P	3	125	41.7	0	0	125	41.7	0	2	43	0	
12/15	at Seahawks	P	4	170	42.5	2	12	158	39.5	0	1	51	0	
2024 TOTALS			14	47	2,187	46.5	18	135	1,992	42.4	3	21	74	0

DONTAYVION WICKS

13

WIDE RECEIVER
VIRGINIA

Second NFL Season | Second Packers Season



Ht: 6-1 | Wt: 206 | Born: June 16, 2001 | NFL Games Played/Started: 29/9 | Acquired: D5b-23

AT A GLANCE

- » Is one of just six players in team history to register four-plus TD catches in both of first two seasons in the league, joining Don Hutson (1935-36), Billy Howton (1952-53), James Lofton (1978-79), Christian Watson (2022-23) and Jayden Reed (2023-24).
- » Ranked No. 3 on the team with 39 receptions for 581 yards (14.9 avg.) and four TDs in 2023, finishing No. 2 in the league in yards per catch among rookies.
- » Posted a team-high 18 explosive receptions (16-plus yards), the most by a Packers rookie dating back to 2000 and tied for No. 4 among NFL rookies last season.
- » Of his 39 receptions, 18 went for 16-plus yards, a 46.2 percentage that ranked No. 4 in the NFL among players with two-plus catches a game. Dating back to 2000, his 46.2 mark was the top percentage posted by a Packer with 30-plus receptions.
- » Set the University of Virginia single-season school record for receiving yards with 1,203 yards on 57 catches (21.1 avg.) in 2021, surpassing WR Herman Moore's mark of 1,190 yards in 1990.
- » His average of 21.1 yards per reception in 2021 led the Atlantic Coast Conference and ranked No. 5 in the country.

2024 SEASON: Has appeared in all 14 games with three starts and has posted 27 receptions for 310 yards (11.5 avg.) and four TDs (tied for No. 3 on the team)...**At Philadelphia (Sept. 6):** Appeared on 31 plays on offense...**Vs. Indianapolis (Sept. 15):** Played 36 snaps and caught three passes for 26 yards (8.7 avg.), highlighted by a 14-yard TD grab from QB Malik Willis late in the first quarter, his fourth TD reception in his last four regular-season games...**At Tennessee (Sept. 22):** Appeared on 29 plays on offense...**Vs. Minnesota (Sept. 29):** Played a season-high 58 snaps and posted a season-best five catches for a season-high 78 yards (15.6 avg.) and two TDs (tied career high). All five of his receptions came in the second half with both of his TD catches (6, 17 yards) coming in the fourth quarter...**At L.A. Rams (Oct. 6):** Started and played 45 of 59 snaps, hauling in two passes for 20 yards (10.0 avg.)...**Vs. Arizona (Oct. 13):** Played 10 snaps, posting a 9-yard reception on a third down late in the first quarter to pick up a first down, before departing the game in the second quarter (shoulder)...**Vs. Houston (Oct. 20):** Appeared on 24 plays and caught three passes for 48 yards (16.0 avg.), highlighted by a 30-yard TD grab midway through the second quarter...**At Jacksonville (Oct. 27):** Played 21 snaps and caught two passes for 11 yards (5.5 avg.)...**Vs. Detroit (Nov. 3):** Appeared on 35 plays on offense...**At Chicago (Nov. 17):** Played 16 snaps on offense...**Vs. San Francisco (Nov. 24):** Appeared on 28 plays on offense and posted a 25-yard reception...**Vs. Miami (Nov. 28):** Started and played 48 snaps, finishing with four receptions for 30 yards (7.5 avg.)...**At Detroit (Dec. 5):** Started and played 39 of 50 snaps, tying for the team lead with four catches for 49 yards (12.3 avg.)...**At Seattle (Dec. 15):** Played 30 snaps and caught two passes for 14 yards (7.0 avg.).

REGULAR-SEASON COMPARISON: RECEIVING - NEW ORLEANS SAINTS

DATE	OPP	W/L	GP/GS	REC	YDS.	AVG.	TD	LG	TGTS	YAC
9/24/23	GB vs. NO	W	S	4	45	11.3	0	18	6	9
TOTALS		1/0	1/1	4	45	11.3	0	18	6	9

DONTAYVION WICKS' NFL REGULAR-SEASON RECEIVING STATISTICS

DATE	TEAM	RECEIVING							
		GP	GS	NO.	YDS.	AVG.	LG	TD	
2023	Packers	15	6	39	581	14.9	35	4	
2024	Packers	14	3	27	310	11.5	36	4	
NFL TOTALS		29	9	66	891	13.5	36	8	

DONTAYVION WICKS' NFL POSTSEASON RECEIVING STATISTICS

DATE	TEAM	RECEIVING						
		GP	GS	NO.	YDS.	AVG.	LG	TD
2023	Packers	2	2	2	25	12.5	20t	1
NFL TOTALS		2	2	2	25	12.5	20t	1

SINGLE-GAME HIGHS: RUSHING/RECEIVING

Longest Runs Receptions	1 at Denver Broncos, Oct 22, 2023
	6 vs. Chicago Bears, Jan 07, 2024
	6 vs. Tampa Bay Buccaneers, Dec 17, 2023
Receiving Yards	97 vs. Tampa Bay Buccaneers, Dec 17, 2023
	91 vs. Los Angeles Chargers, Nov 19, 2023
	30.3 vs. Los Angeles Chargers, Nov 19, 2023
Receiving Average	17.0 at Pittsburgh Steelers, Nov 12, 2023

Longest Receptions	36 vs. Minnesota Vikings, Sep 29, 2024
	35 vs. Los Angeles Chargers, Nov 19, 2023
	2 vs. Minnesota Vikings, Sep 29, 2024
Receiving TDs	2 vs. Chicago Bears, Jan 07, 2024
	2 vs. Minnesota Vikings, Sep 29, 2024
	2 vs. Chicago Bears, Jan 07, 2024
Most TDs	2 vs. Minnesota Vikings, Sep 29, 2024
	2 vs. Chicago Bears, Jan 07, 2024
	2 vs. Chicago Bears, Jan 07, 2024
Scrimmage Yards	97 vs. Tampa Bay Buccaneers, Dec 17, 2023
	91 vs. Los Angeles Chargers, Nov 19, 2023



2024 GXG REGULAR SEASON (PACKERS)

DATE	OPPONENT	P/S	RECEIVING					RUSHING				
			NO.	YDS.	AVG.	LG	TD	NO.	YDS.	AVG.	LG	TD
09/06	at Eagles	P	0	0	0.0	0	0	0	0	0.0	0	0
09/15	Colts	P	3	26	8.7	14t	1	0	0	0.0	0	0
09/22	at Titans	P	0	0	0.0	0	0	0	0	0.0	0	0
09/29	Vikings	P	5	78	15.6	36	2	0	0	0.0	0	0
10/06	at Rams	S	2	20	10.0	10	0	0	0	0.0	0	0
10/13	Cardinals	P	1	9	9.0	9	0	0	0	0.0	0	0
10/20	Texans	P	3	48	16.0	30t	1	0	0	0.0	0	0
10/27	at Jaguars	P	2	11	5.5	6	0	0	0	0.0	0	0
11/03	Lions	P	0	0	0.0	0	0	0	0	0.0	0	0
11/17	at Bears	P	0	0	0.0	0	0	0	0	0.0	0	0
11/24	49ers	P	1	25	25.0	25	0	0	0	0.0	0	0
11/28	Dolphins	S	4	30	7.5	10	0	0	0	0.0	0	0
12/05	at Lions	S	4	49	12.3	26	0	0	0	0.0	0	0
12/15	at Seahawks	P	2	14	7.0	12	0	0	0	0.0	0	0
2024 TOTALS		14-3	27	310	11.5	36	4	0	0	0.0	0	0

EVAN WILLIAMS

33 SAFETY OREGON

Rookie



Ht: 5-11 | Wt: 200 | Born: July 28, 2001 | NFL Games Played/Started: 13/6 | Acquired: D4-24

AT A GLANCE

- » Played four seasons at Fresno State (2019-22) and one season at Oregon (2023).
- » Overall, saw action in 52 games with 45 starts in five seasons (2019-23), recording 307 tackles (214 solo), 16 tackles for a loss, 5½ sacks, four QB hurries, four interceptions, 16 passes defended, four forced fumbles and five fumble recoveries.
- » Was selected to an all-conference team in each of his final four seasons in college.
- » Earned second-team All-Pacific-12 honors from the coaches and third-team All-Pac-12 recognition from Phil Steele's College Football in 2023 after leading the Ducks with 82 tackles (49 solo) and recording a career-high 4½ sacks (No. 2 on the team and No. 1 among Pac-12 defensive backs).
- » Selected by the Packers in the fourth round (No. 111 overall) of the 2024 NFL Draft, becoming the first University of Oregon defensive player to be drafted by Green Bay since DE Emery Barnes (18th round, No. 207 overall) in 1954.
- » Was named the CIF-Central Coast Section All-Around Player of the Year and the West Catholic Athletic League Player of the Year in 2018 at St. Francis High School (Mountain View, Calif.).

2024 SEASON: Has played in 13 games with six starts, recording 47 tackles (30 solo), a tackle for a loss, an interception, three passes defended and a forced fumble...On special teams, has posted two tackles on kickoff coverage and recovered an onside kick...Was inactive for one game (Week 9) due to a hamstring injury...**At Philadelphia (Sept. 6):** Made his NFL debut, seeing action on 16 special teams snaps...**Vs. Indianapolis (Sept. 15):** Played 20 snaps on defense, recording two tackles (both solo), an interception and a pass defended. Snagged his first career interception on a Hail Mary attempt by QB Anthony Richardson to seal the victory for Green Bay. Became the first Packer to register an INT within his first two NFL games since S Jerron McMillian in 2012. Also contributed on special teams, playing 11 snaps and recovering an onside-kick attempt by the Colts late in the fourth quarter...**At Tennessee (Sept. 22):** Played 13 special teams snaps, posting a tackle on kickoff coverage. Also saw action on four defensive snaps...**Vs. Minnesota (Sept. 29):** Played 10 snaps on defense and 15 on special teams...**At L.A. Rams (Oct. 6):** Made his first career start, playing all 78 snaps on defense and leading the team with a career-high 10 tackles (four solo) and a career-best two passes defended. Recorded his first pass defended on a deep pass to WR Tutu Atwell in the third quarter. Broke up his second pass of the game on a short pass over the middle intended for TE Jordan Whittington on the Rams' final drive of the game. Also saw action on 11 special teams plays. Became the first Green Bay rookie with 10-plus tackles and multiple passes defended in a game since S Nick Collins (11/21/05)...**Vs. Arizona (Oct. 13):** Recorded his first career tackle for a loss and forced fumble to go along with four tackles (all solo) on 38 defensive snaps. Tackled QB Kyle Murray for a loss of 2 yards on third down to force Arizona to punt. In the third quarter, punched the ball loose from WR Greg Dortch, which was recovered by CB Jaire Alexander. Also saw action on 11 special teams snaps...**Vs. Houston (Oct. 20):** Started and played all 64 snaps on defense, recording a team-high nine tackles (six solo). Stopped RB Joe Mixon short of the end zone on a two-point conversion attempt in the second quarter. Also saw action on 16 special teams plays...**At Jacksonville (Oct. 27):** Started and played 18 snaps on defense before sustaining a hamstring injury in the second quarter that sidelined him for the remainder of the game. Recorded two tackles (one solo)...**Vs. Detroit (Nov. 3):** Inactive (hamstring)...**At Chicago (Nov. 17):** Started and played 71 of 72 snaps on defense, posting six tackles (five solo)...**Vs. San Francisco (Nov. 24):** Played 36 snaps on defense, recording three tackles (two solo). Tackled WR Jauan Jennings short of the line to gain on fourth-and-5, forcing a turnover on downs in the fourth quarter. Also appeared on seven special teams snaps, posting a tackle on kickoff coverage...**Vs. Miami (Nov. 28):** Played 52 snaps on defense, recording seven tackles (three solo). Also appeared on seven special teams plays...**At Detroit (Dec. 5):** Started and played 27 snaps on defense and two on special teams. Sustained a concussion in the second quarter and did not return...**At Seattle (Dec. 15):** Started and played 56 of 59 snaps on defense, recording four tackles (three solo). Also appeared on six special teams plays.

EVAN WILLIAMS' NFL REGULAR-SEASON DEFENSIVE STATISTICS

YEAR	TEAM	GP	TACKLES							INTERCEPTIONS										ST				MISC			
			GS	TK	S	A	TFL	YDS	SK	YDS	QBH	NO	YDS	LG	TD	PD	FF	FR	TD	YDS	TK	S	A	FF	FR	S	A
2024	Packers	13	6	47	30	17	1	2	0.0	0.0	0	1	1	1	0	3	1	0	0	0	2	1	1	0	0	0	0
NFL TOTALS		13	6	47	30	17	1	2	0.0	0.0	0	1	1	1	0	3	1	0	0	0	2	1	1	0	0	0	0

SINGLE-GAME HIGHS: DEFENSIVE

Total Tackles 10 at Los Angeles Rams, Oct 06, 2024
9 vs. Houston Texans, Oct 20, 2024
6 vs. Houston Texans, Oct 20, 2024
5 at Chicago Bears, Nov 17, 2024
2 at Los Angeles Rams, Oct 06, 2024
1 vs. Indianapolis Colts, Sep 15, 2024

Forced Fumbles 1 vs. Arizona Cardinals, Oct 13, 2024
Interceptions 1 vs. Indianapolis Colts, Sep 15, 2024
Special Teams Tackles 1 vs. San Francisco 49ers, Nov 24, 2024
1 at Tennessee Titans, Sep 22, 2024

2024 GXG REGULAR SEASON (PACKERS)

DATE OPPONENT	P/S	TK	S	A	SK	YDS	INT	PD	FF	FR
09/06 at Eagles	P	0	0	0	0.0	0.0	0	0	0	0
09/15 Colts	P	2	2	0	0.0	0.0	1	1	0	0
09/22 at Titans	P	0	0	0	0.0	0.0	0	0	0	0
09/29 Vikings	P	0	0	0	0.0	0.0	0	0	0	0
10/06 at Rams	S	10	4	6	0.0	0.0	0	2	0	0
10/13 Cardinals	P	4	4	0	0.0	0.0	0	0	1	0
10/20 Texans	S	9	6	3	0.0	0.0	0	0	0	0
10/27 at Jaguars	S	2	1	1	0.0	0.0	0	0	0	0
11/03 Lions		INACTIVE/INJURY								
11/17 at Bears	S	6	5	1	0.0	0.0	0	0	0	0
11/24 49ers	P	3	2	1	0.0	0.0	0	0	0	0
11/28 Dolphins	P	7	3	4	0.0	0.0	0	0	0	0
12/05 at Lions	S	0	0	0	0.0	0.0	0	0	0	0
12/15 at Seahawks	S	4	3	1	0.0	0.0	0	0	0	0
2024 TOTALS	13-6	47	30	17	0.0	0.0	1	3	1	0

MALIK WILLIS

2

QUARTERBACK
LIBERTY

Third NFL Season | First Packers Season



Ht: 6-1 | Wt: 225 | Born: May 25, 1999 | NFL Games Played/Started: 16/5 | Acquired: T-24 (Ten.)

AT A GLANCE

- » Appeared in 11 regular-season games with three starts for the Tennessee Titans in 2022-23.
- » Originally selected by the Titans in the third round (No. 86 overall) of the 2022 NFL Draft.
- » Appeared in 38 games with 23 starts in four total collegiate seasons, playing two seasons at Liberty University (2020-21) after starting his collegiate career at Auburn (2017-18).
- » In his four collegiate seasons, completed 388 of 618 passes (62.8 pct.) for 5,191 yards and 48 TDs with 18 interceptions. He also rushed for 2,131 yards and 29 TDs on 366 career rushing attempts (5.8 avg.). His 74 total passing and rushing TDs in 2020-21 ranked No. 1 among all FBS players.
- » In his final season at Liberty University in 2021, completed 207 of 339 passes (61.1 pct.) for 2,862 yards and 27 touchdowns to go along with 197 rushing attempts for 878 yards (4.5 avg.) and 13 TDs.
- » Named the 2021 Bobby Bowden Trophy winner, which is presented annually to "a college football player who epitomizes a student-athlete of faith and conducts himself as an exemplary model in the classroom, on the field, on the campus and in the community."

2024 SEASON: Has played in five games with two starts, connecting on 29 of 39 passes (74.4 pct.) for 380 yards and three TDs with no INTs for a 130.3 rating...Among QBs with 25-plus attempts this season, ranks No. 1 in the league in yards per attempt (9.74)...Ranks No. 3 on the team with 137 rushing yards and a TD on 16 carries (8.6 avg.)...Has posted a 123.1 passer rating on third down (14 of 19 for 192 yards and a TD) with an average of 10.11 yards per attempt...Became the first QB since the 1970 merger to post a 120-plus passer rating and 40-plus rushing yards in both of his first two starts with a team...Became only the fifth QB since the merger with a 120-plus passer rating in both of his first two starts with a team, joining Brad Johnson (1999 with Washington), Jeff George (1994 with Atlanta), Jim Plunkett (1980 with the Oakland Raiders) and John Hadl (1973 with the Los Angeles Rams)...**At Philadelphia (Sept. 6):** Took over for an injured Jordan Love (knee) for the final two plays of the game in his Green Bay debut and had one passing attempt...**Vs. Indianapolis (Sept. 15):** Made his first start in a Green Bay uniform with Love (knee) sidelined, connecting on 12 of 14 passes (pct.) for 122 yards and a TD with no INTs for a 126.8 rating. Late in the first quarter, threw his first TD pass in the NFL when he found WR Dontayvion Wicks for a 14-yard score. Completed 7 of 8 passes (87.5 pct.) for 94 yards and a TD for a 155.2 rating, on third down, including a 39-yard completion to WR Romeo Doubs to the Indianapolis 16 early in the fourth quarter on third-and-5. Added 41 rushing yards on six carries (6.8 avg.), highlighted by runs of 19 and 12 yards...**At Tennessee (Sept. 22):** Started for the second straight week in place of an injured Love (knee), posting a career-high 202 passing yards and a TD on 13-of-19 passing (68.4 pct.), along with a career-best 73 rushing yards and a TD on six carries (12.2 avg.). Became just the fourth QB in NFL history to post 200-plus passing yards, a passing TD, no INTs and a 120-plus passer rating along with 70-plus rushing yards, a rushing TD and an average of 12-plus yards per carry (Lamar Jackson, Sept. 18, 2022; Russell Wilson, Dec. 21, 2014; Randall Cunningham, Nov. 4, 1990). His rushing-yardage total was the second-best single-game mark by a QB in franchise history (since 1960) behind only QB Don Majkowski's 88-yard total at Detroit on Sept. 30, 1990. Capped off the opening drive of the game with a 5-yard TD run, a drive that featured a pair of 30-yard completions (30-yarder to WR Jayden Reed, 30-yarder to WR Christian Watson). Became the first NFL QB with 150-plus passing yards and 70-plus rushing yards (158/73) in a first half since Jackson (168/111) vs. Cincinnati on Oct. 13, 2019...**Vs. Minnesota (Sept. 29):** Served as the No. 2 QB, but did not see any action...**At L.A. Rams (Oct. 6):** Served as the No. 2 QB, but did not see any action...**Vs. Arizona (Oct. 13):** Was the No. 2 QB, but did not play...**Vs. Houston (Oct. 20):** Served as the No. 2 QB, but did not see any action...**At Jacksonville (Oct. 27):** Came on in relief for an injured Love (groin) on Green Bay's fourth offensive play of the second half, leading the Packers to TDs on both of his first two full drives at QB. Completed 4 of 5 passes (80.0 pct.) for 56 yards and a TD for a 152.9 rating. Added four carries for 23 yards (5.8 avg.), highlighted by a 20-yard run up the middle to the Jacksonville 38 late in the third quarter that set up RB Josh Jacobs' 38-yard TD run on the next play. Found TE Tucker Kraft for a 3-yard TD pass with 14:06 remaining. With the game tied at 27 and less than two minutes remaining, found Reed on a career-long 51-yard pass down the left sideline to the Jacksonville 12 to help set up a game-winning 24-yard FG as time expired from K Brandon McManus. Became the first Green Bay QB since the merger to post a 120-plus rating (min. five att.), a TD pass, no INTs and an average of 8.5 yards per attempt in three straight games in a single season. Became the first NFL quarterback to accomplish that feat in his first three games with a team (min. five att.) since Hadl with the Rams (first four games) in 1973...**Vs. Detroit (Nov. 3):** Served as the No. 2 QB, but did not see any action...**At Chicago (Nov. 17):** Was the No. 2 QB, but did not play...**Vs. San Francisco (Nov. 24):** Played four snaps, taking over for Love on the final series with the Packers leading, 38-10...**Vs. Miami (Nov. 28):** Served as the No. 2 QB, but did not play...**At Detroit (Dec. 5):** Was the No. 2 QB, but did not see any action...**At Seattle (Dec. 15):** Was the No. 2 QB, but did not see any action.

MALIK WILLIS' NFL REGULAR-SEASON PASSING/RUSHING STATISTICS

DATE	TEAM	PASSING											RUSHING						
		GP	GS	ATT.	CMP.	PCT.	YDS.	AVG.	TD	INT.	LG	SK	LST	RATE	NO.	YDS.	AVG.	LG	TD
2022	Titans	8	3	61	31	50.8	276	4.5	0	3	48	10	49	42.8	27	123	4.6	17	1
2023	Titans	3	0	5	4	80.0	74	14.8	0	0	48	4	30	118.8	5	21	4.2	11	0
2024	Packers	5	2	39	29	74.4	380	9.7	3	0	51	5	16	130.3	16	137	8.6	29	1
TOTALS		16	5	105	64	61.0	730	7.0	3	3	51	19	95	79.5	48	281	5.9	29	2

SINGLE-GAME HIGHS: QUARTERBACK

Pass Attempts	23 vs. Houston Texans, Dec 24, 2022 19 at Tennessee Titans, Sep 22, 2024	Passer Rating	120.9 at Tennessee Titans, Sep 22, 2024 49.0 at Kansas City Chiefs, Nov 06, 2022
Pass Completions	14 vs. Houston Texans, Dec 24, 2022 13 at Tennessee Titans, Sep 22, 2024	Rush Attempts	8 at Kansas City Chiefs, Nov 06, 2022 7 vs. Houston Texans, Dec 24, 2022
Yards Passing	202 at Tennessee Titans, Sep 22, 2024 122 vs. Indianapolis Colts, Sep 15, 2024	Rushing Yards	73 at Tennessee Titans, Sep 22, 2024 43 vs. Houston Texans, Dec 24, 2022
TD Passes	1 at Jacksonville Jaguars, Oct 27, 2024 1 at Tennessee Titans, Sep 22, 2024 ...1 more at 1.	Rushing Average	6.1 vs. Houston Texans, Dec 24, 2022 5.0 at Kansas City Chiefs, Nov 06, 2022
Long Passes	51 at Jacksonville Jaguars, Oct 27, 2024 48 vs. Baltimore Ravens, Oct 15, 2023 ...1 more at 48.	Longest Runs	29 at Tennessee Titans, Sep 22, 2024 20 at Jacksonville Jaguars, Oct 27, 2024 ...1 more at 20.
Completion Percentage	68.4 at Tennessee Titans, Sep 22, 2024 60.9 vs. Houston Texans, Dec 24, 2022	Rushing TDs	1 vs. Houston Texans, Dec 24, 2022

2024 GXG REGULAR SEASON (PACKERS)

DATE	OPPONENT	P/S	PASSING											RUSHING			
			ATT	CMP	YDS	PCT	Y/A	Y/C	TD	INT	LG	SK/YD	RATE	ATT	YDS	LG	TD
09/06	at Eagles	P	1	0	0	0.0	0.0	0.0	0	0	0	1/4	39.6	0	0	0	0
09/15	Colts	S	14	12	122	85.7	8.7	10.2	1	0	39	0/0	126.8	6	41	19	0
09/22	at Titans	S	19	13	202	68.4	10.6	15.5	1	0	37	3/12	120.9	6	73	29	1
09/29	Vikings																
10/06	at Rams																
10/13	Cardinals																
10/20	Texans																
10/27	at Jaguars	P	5	4	56	80.0	11.2	14.0	1	0	51	1/0	152.9	4	23	20	0
11/03	Lions																
11/17	at Bears																
11/24	49ers	P	0	0	0	0.0	0.0	0.0	0	0	0	0/0	0.0	0	0	0	0
11/28	Dolphins																
12/05	at Lions																
12/15	at Seahawks																
2024 TOTALS		5-2	39	29	380	74.4	9.7	13.1	3	0	51	5/16	130.3	16	137	29	1

EMANUEL WILSON

31

RUNNING BACK
FORT VALLEY STATE

Second NFL Season | Second Packers Season



Ht: 5-10 | Wt: 226 | Born: May 8, 1999 | NFL Games Played/Started: 21/0 | Acquired: FA-23

AT A GLANCE

- » Played in seven games for the Packers as a rookie last season, posting 85 rushing yards on 14 carries (6.1 avg.) while adding four receptions for 23 yards (5.8 avg.).
- » Rushed for a career-best 43 yards on four carries (10.8 avg.) vs. the L.A. Rams in Week 9, including a career-long 31-yard run late in the fourth quarter, the longest run by a rookie RB for the Packers since Aaron Jones' 46-yarder vs. New Orleans on Oct. 22, 2017.
- » Led Fort Valley State with 1,371 rushing yards and 17 TDs on 209 carries (6.6 avg.) in 2022 on his way to being named the Southern Intercollegiate Athletic Conference Player of the Year and the conference's Offensive Player of the Year.
- » Started all 17 games he appeared in at Fort Valley State (2021-22), rushing for 2,206 yards and 24 TDs on 356 carries (6.2 avg.) along with 35 receptions for 330 yards (9.4 avg.) and two TDs after beginning his career at Johnson C. Smith University in 2019.
- » Was named the CIAA Freshman of the Year at Johnson C. Smith in 2019 after leading the team with 1,040 yards and 13 TDs on 159 carries (6.5 avg.).

2024 SEASON: Has appeared in all 14 games and ranks No. 2 on the team with 348 yards rushing on 72 carries (4.9 avg.) while adding nine catches for 46 yards (5.1 avg.) and a TD...**At Philadelphia (Sept. 6):** Rushed for 46 yards on just four carries (11.5 avg.), posting runs of 14 and 18 yards on Green Bay's second-quarter drive that was capped off with WR Jayden Reed's 33-yard TD run. Added two catches for 2 yards (1.0 avg.)...**Vs. Indianapolis (Sept. 15):** Played 13 snaps and posted 9 rushing yards on five carries (1.8 avg.)...**At Tennessee (Sept. 22):** Appeared on a career-high 26 offensive plays, rushing for 50 yards on 12 carries (4.5 avg.) while adding a career-best 35 receiving yards on two catches (17.5 avg.), highlighted by a 30-yard TD catch on a screen pass on the opening drive of the second half for his first career NFL touchdown. His 85 yards from scrimmage on the afternoon were a career high...**Vs. Minnesota (Sept. 29):** Played 30 snaps and rushed for 27 yards on eight carries (3.4 avg.)...**At L.A. Rams (Oct. 6):** Played 15 snaps and posted 24 yards rushing on six carries (4.0 avg.)...**Vs. Arizona (Oct. 13):** Appeared on 23 plays, rushing for a career-high 54 yards on just seven carries (7.7 avg.) while adding a 19-yard reception...**Vs. Houston (Oct. 20):** Played 12 snaps and rushed for 11 yards on five carries (2.2 avg.)...**At Jacksonville (Oct. 27):** Played 12 snaps and posted 5 rushing yards on four carries (1.3 avg.)...**Vs. Detroit (Nov. 3):** Appeared on 13 snaps and rushed for 28 yards on four carries (7.0 avg.), including the first rushing TD of his career when he scored from 2 yards out with 3:49 remaining in the game. Added a 1-yard reception...**At Chicago (Nov. 17):** Played three snaps and rushed for 17 yards on two carries (8.5 avg.)...**Vs. San Francisco (Nov. 24):** Appeared on 15 snaps, rushing for 41 yards on nine carries (4.6 avg.)...**Vs. Miami (Nov. 28):** Played four snaps and rushed for 20 yards on two carries (10.0 avg.)...**At Detroit (Dec. 5):** Appeared on three snaps and had a 7-yard carry...**At Seattle (Dec. 15):** Played six snaps and carried the ball three times for 9 yards (3.0 avg.).

REGULAR-SEASON COMPARISON: RECEIVING - NEW ORLEANS SAINTS

DATE	OPP	W/L	GP/GS	REC	YDS.	AVG.	TD	LG	TGTS	YAC
9/24/23	GB vs. NO	W	P	1	6	6.0	0	6	1	5
TOTALS		1/0	1/0	1	6	6.0	0	6	1	5

EMANUEL WILSON'S NFL REGULAR-SEASON RUSHING/RECEIVING STATISTICS

DATE	TEAM	RUSHING							RECEIVING				
		GP	GS	NO.	YDS.	AVG.	LG	TD	NO.	YDS.	AVG.	LG	TD
2023	Packers	7	0	14	85	6.1	31	0	4	23	5.8	9	0
2024	Packers	14	0	72	348	4.8	19	1	9	46	5.1	30t	1
NFL TOTALS		21	0	86	433	5.0	31	1	13	69	5.3	30t	1

EMANUEL WILSON'S NFL POSTSEASON RUSHING/RECEIVING STATISTICS

DATE	TEAM	RUSHING							RECEIVING				
		GP	GS	NO.	YDS.	AVG.	LG	TD	NO.	YDS.	AVG.	LG	TD
2023	Packers	2	0	12	36	3.0	8	0	1	11	11.0	11	0
NFL TOTALS		2	0	12	36	3.0	8	0	1	11	11.0	11	0

SINGLE-GAME HIGHS: RUSHING/RECEIVING

Rush Attempts 12 at Tennessee Titans, Sep 22, 2024
9 vs. San Francisco 49ers, Nov 24, 2024

Rushing Yards 54 vs. Arizona Cardinals, Oct 13, 2024
50 at Tennessee Titans, Sep 22, 2024

Rushing Average 7.7 vs. Arizona Cardinals, Oct 13, 2024
4.6 vs. San Francisco 49ers, Nov 24, 2024

Longest Runs 31 vs. Los Angeles Rams, Nov 05, 2023
19 vs. San Francisco 49ers, Nov 24, 2024
...1 more at 19.

Rushing TDs 1 vs. Detroit Lions, Nov 03, 2024

Receptions 2 at Jacksonville Jaguars, Oct 27, 2024
2 at Tennessee Titans, Sep 22, 2024
...2 more at 2.

Receiving Yards 35 at Tennessee Titans, Sep 22, 2024
19 vs. Arizona Cardinals, Oct 13, 2024

Longest Receptions 30t at Tennessee Titans, Sep 22, 2024
19 vs. Arizona Cardinals, Oct 13, 2024

Receiving TDs 1 at Tennessee Titans, Sep 22, 2024
1 vs. Detroit Lions, Nov 03, 2024

Most TDs 1 at Tennessee Titans, Sep 22, 2024

Scrimmage Yards 85 at Tennessee Titans, Sep 22, 2024
73 vs. Arizona Cardinals, Oct 13, 2024

2024 GXG REGULAR SEASON (PACKERS)

DATE	OPPONENT	P/S	RUSHING					RECEIVING				
			NO.	YDS.	AVG.	LG	TD	NO.	YDS.	AVG.	LG	TD
09/06	at Eagles	P	4	46	11.5	18	0	2	2	1.0	2	0
09/15	Colts	P	5	9	1.8	4	0	0	0	0.0	0	0
09/22	at Titans	P	12	50	4.2	10	0	2	35	17.5	30t	1
09/29	Vikings	P	8	27	3.4	8	0	0	0	0.0	0	0
10/06	at Rams	P	6	24	4.0	7	0	1	-9	-9.0	-9	0
10/13	Cardinals	P	7	54	7.7	16	0	1	19	19.0	19	0
10/20	Texans	P	5	11	2.2	5	0	0	0	0.0	0	0
10/27	at Jaguars	P	4	5	1.3	4	0	2	-2	-1.0	1	0
11/03	Lions	P	4	28	7.0	19	1	1	1	1.0	1	0
11/17	at Bears	P	2	17	8.5	13	0	0	0	0.0	0	0
11/24	49ers	P	9	41	4.6	19	0	0	0	0.0	0	0
11/28	Dolphins	P	2	20	10.0	15	0	0	0	0.0	0	0
12/05	at Lions	P	1	7	7.0	7	0	0	0	0.0	0	0
12/15	at Seahawks	P	3	9	3.0	4	0	0	0	0.0	0	0
2024 TOTALS		14-0	72	348	4.8	19	1	9	46	5.1	30t	1

ERIC WILSON

45

LINEBACKER
CINCINNATI

Eighth NFL Season | Third Packers Season



Ht: 6-1 | Wt: 230 | Born: September 26, 1994 | NFL Games Played/Started: 122/36 | Acquired: FA-22 (PS-NO)

AT A GLANCE

- » In his first seven seasons in the NFL, appeared in 108 regular-season games with 27 starts for the Minnesota Vikings (2017-20), Philadelphia Eagles (2021), Houston Texans (2021) and Packers (2022-23), recording 278 tackles (147 solo), nine sacks, four interceptions, nine passes defended, two forced fumbles and three fumble recoveries.
- » Has played in six postseason contests with two starts, recording 13 tackles (five solo), a QB hit and two special teams tackles.
- » Ranks No. 4 in the NFL with 24 special teams tackles over the past two seasons (2022-23), per TruMedia.
- » Posted 50 special teams tackles from 2017-23, tied for No. 7 in the NFL among linebackers over that span (TruMedia).
- » Started a career-high 15 games for the Vikings in 2020 and posted career bests in tackles (121), sacks (three) and INTs (three), the only player in the NFL to register 100-plus tackles, three-plus sacks and three-plus INTs in 2020.

2024 SEASON: Has played in all 14 games with nine starts, recording 41 tackles (23 solo), two sacks, seven tackles for a loss, four quarterback hits, an interception, two passes defended and a forced fumble...Is tied for No. 2 on the team in tackles for a loss...Is tied for No. 3 on the team with six special teams tackles...**At Philadelphia (Sept. 6):** Made his first start as a Packer and played 15 snaps on defense, recording four tackles (three solo) and two tackles for a loss. Brought down RB Saquon Barkley for a loss of 5 yards on the Eagles' first play from scrimmage. Tackled Barkley again for a loss of a yard on a run up the middle in the second quarter. Also played a team-high 24 special teams snaps...**Vs. Indianapolis (Sept. 15):** Played eight snaps on defense, recording a solo tackle, an interception, a pass defended and a forced fumble. Forced RB Jonathan Taylor to fumble the ball out of bounds after a catch-and-run late in the third quarter. On the Colts' next drive early in the fourth quarter, intercepted QB Anthony Richardson's pass intended for WR Michael Pittman Jr. over the middle for his first INT as a Packer. Also played a team-high 17 special teams snaps...**At Tennessee (Sept. 22):** Started and played eight snaps on defense, posting a solo tackle. Also appeared on a team-high 21 special teams snaps and recorded a season-high two tackles, one on kickoff coverage and one on punt coverage...**Vs. Minnesota (Sept. 29):** Played 26 snaps on defense, recording two tackles (one solo). Also saw action on a team-high 24 special teams snaps...**At L.A. Rams (Oct. 6):** Recorded an assisted tackle on defense and saw action on 16 special teams snaps...**Vs. Arizona (Oct. 13):** Started and played 14 snaps on defense, posting three tackles (two solo). Also played a team-high 20 snaps on special teams...**Vs. Houston (Oct. 20):** Started and played 57 snaps on defense, taking over for LB Quay Walker (concussion), who got injured in the second quarter and did not return. Recorded a season-high five tackles (all solo), two sacks (tied career best), a career-high four tackles for a loss, two QB hits and a pass defended. Helped hold the Texans to a long field goal when he tackled RB Joe Mixon for a loss of 2 yards on a second-down play. Sacked QB C.J. Stroud twice in the third quarter, both on third downs, forcing the Texans to punt both times. His pass defended also came on third down when he deflected a pass intended for TE Dalton Schultz to bring up fourth-and-5, forcing another punt by Houston. Tackled Mixon again for a loss of 3 yards in the fourth quarter to bring up third-and-long, which Houston was unable to convert and the Texans had to punt. Also played a team-high 24 snaps on special teams, recording a tackle on punt coverage in the fourth quarter...**At Jacksonville (Oct. 27):** Started and played all 57 snaps on defense, leading the team with a season-high nine tackles (five solo) and a tackle for a loss. Tackled RB Tank Bigsby for a loss of 1 yard on third-and-2 to force the Jaguars to punt in the second quarter. Also appeared on 10 special teams snaps...**Vs. Detroit (Nov. 3):** Started and played 42 snaps on defense, recording three tackles (one solo). Also appeared on 15 special teams plays...**At Chicago (Nov. 17):** Played 13 snaps on defense, recording two tackles (one solo). Also appeared on 12 special teams snaps...**Vs. San Francisco (Nov. 24):** Started and played 26 snaps on defense, recording three tackles (one solo). Also saw action on 17 special teams snaps, recording a tackle on kickoff coverage...**Vs. Miami (Nov. 28):** Started and played 32 snaps on defense, recording three tackles (one solo). Also appeared on a team-high 18 special teams snaps, posting a tackle on punt coverage...**At Detroit (Dec. 5):** Started and played 44 snaps on defense, recording three tackles (one solo). Appeared on a team-high 23 special teams snaps...**At Seattle (Dec. 15):** Played 37 snaps on defense, recording an assisted tackle and two QB hits. Posted his first QB hit in the second quarter and CB Carrington Valentine snagged his first career INT on the same play. His second QB hit helped force an incomplection by QB Sam Howell that was intended for TE Noah Fant on second-and-long. Also appeared on a team-high 23 special teams snaps and made a tackle on kickoff coverage.

REGULAR-SEASON COMPARISON: DEFENSIVE - NEW ORLEANS SAINTS

DATE	OPP	W/L	GP/GS	TACKLES		ASST	SACK	YDS.	INT	TFL	PD	QBH	TD	MISC		FR
				TOT	SOLO									FF	FF	
9/11/17	MIN vs. NO	W	P	0	0	0	0.0	0.0	0	0	0	0	0	0	0	0
10/28/18	MIN vs. NO	L	P	1	0	1	0.0	0.0	0	0	0	0	0	0	0	0
12/25/20	MIN @ NO	L	S	9	6	3	0.0	0.0	0	2	0	0	0	0	0	0
9/24/23	GB vs. NO	W	P	1	1	0	0.0	0.0	0	0	0	0	0	0	0	0
TOTALS		2/2	4/1	11	7	4	0.0	0.0	0	2	0	0	0	0	0	0

POSTSEASON COMPARISON: DEFENSIVE - NEW ORLEANS SAINTS

DATE	OPP	W/L	GP/GS	TACKLES		ASST	SACK	YDS.	INT	TFL	PD	QBH	TD	MISC		FR
				TOT	SOLO									FF	FF	
1/14/18	MIN vs. NO	W	P	0	0	0	0.0	0.0	0	0	0	0	0	0	0	0
1/5/20	MIN @ NO	W	S	3	2	1	0.0	0.0	0	0	0	0	0	0	0	0
TOTALS		2/0	2/1	3	2	1	0.0	0.0	0	0	0	0	0	0	0	0

ERIC WILSON'S NFL REGULAR-SEASON DEFENSIVE STATISTICS

YEAR	TEAM	GP	TACKLES										INTERCEPTIONS										ST				MISC	
			GS	TK	S	A	TF	YD	L	S	SK	YDS	QB	N	YD	L	T	P	F	T	YD	T	S	A	F	R	S	A
2017	Vikings	16	0	0	0	0	0	0	0	0.0	0.0	0	0	0	0	0	0	0	0	0	0	8	5	3	1	0	0	0
2018	Vikings	16	4	32	23	9	4	18	2.0	13.0	5	0	0	0	0	0	0	0	0	0	10	8	2	0	0	0	0	
2019	Vikings	16	6	57	32	25	6	28	3.0	24.0	5	0	0	0	0	0	0	0	0	0	5	4	1	0	1	0	0	
2020	Vikings	16	15	12	62	59	8	36	3.0	14.5	9	3	23	16	0	8	1	2	0	7	1	0	1	0	0	0	0	
				1																								
2021	Eagles	7	2	43	18	25	1	3	0.0	0.0	1	1	7	7	0	1	0	0	0	0	0	0	0	0	0	0	0	
2021	Texans	7	0	1	1	0	0	0	0.0	0.0	0	0	0	0	0	0	0	0	0	0	2	1	1	0	0	0	0	
2021	TOTAL	14	2	44	19	25	1	3	0.0	0.0	1	1	7	7	0	1	0	0	0	2	1	1	0	0	0	0		
2022	Packers	13	0	4	2	2	1	2	1.0	2.0	0	0	0	0	0	0	0	0	0	13	7	6	0	0	0	0		
2023	Packers	17	0	20	9	11	0	0	0.0	0.0	1	0	0	0	0	0	0	0	0	11	7	4	0	0	0	0		
2024	Packers	14	9	41	23	18	7	29	2.0	17.0	4	1	0	0	0	2	1	0	0	6	5	1	0	0	0	0		
NFL TOTALS		122	36	31	17	14	27	116	11.0	70.5	25	5	30	16	0	11	2	2	0	7	56	3	1	1	1	0	0	

ERIC WILSON'S NFL POSTSEASON DEFENSIVE STATISTICS

YEAR	TEAM	GP	TACKLES										INTERCEPTIONS										ST				MISC	
			GS	TK	S	A	TFL	YDS	SK	YDS	QB	N	YDS	LG	TD	PD	FF	FR	TD	YDS	TK	S	A	FF	FR	S	A	
2017	Vikings	2	0	0	0	0	0	0.0	0.0	0	0	0	0	0	0	0	0	0	0	1	0	1	0	0	0	0		
2019	Vikings	2	2	13	9	4	0	0	0.0	0.0	1	0	0	0	0	0	0	0	0	0	0	0	0	0	0	0		
2023	Packers	2	0	5	4	1	0	0	0.0	0.0	0	0	0	0	0	0	0	0	0	0	1	1	0	0	1	0		
NFL TOTALS		6	2	18	13	5	0	0	0.0	0.0	1	0	0	0	0	0	0	0	0	2	1	1	0	1	0	0		

SINGLE-GAME HIGHS: DEFENSIVE

Total Tackles 13 vs. Detroit Lions, Nov 08, 2020
12 vs. Chicago Bears, Dec 29, 2019

Solo Tackles 8 vs. Detroit Lions, Nov 08, 2020
7 vs. Chicago Bears, Dec 29, 2019
...1 more at 7.

Sacks 2.0 vs. Houston Texans, Oct 20, 2024
2.0 vs. Oakland Raiders, Sep 22, 2019

Passes Defensed 2 at New Orleans Saints, Dec 25, 2020
1 vs. Houston Texans, Oct 20, 2024
...8 more at 1.

Forced Fumbles 1 vs. Indianapolis Colts, Sep 15, 2024
1 vs. Green Bay Packers, Sep 13, 2020

Fumble Recoveries 1 at Green Bay Packers, Nov 01, 2020
1 vs. Atlanta Falcons, Oct 18, 2020

Tackles For Loss 4 vs. Houston Texans, Oct 20, 2024
3 at Detroit Lions, Dec 23, 2018

Interceptions 1 vs. Indianapolis Colts, Sep 15, 2024
1 vs. Kansas City Chiefs, Oct 03, 2021
...3 more at 1.

Interception Return Yards 16 vs. Detroit Lions, Nov 08, 2020
7 vs. Kansas City Chiefs, Oct 03, 2021
...1 more at 7.

Special Teams Tackles 3 at Detroit Lions, Nov 06, 2022
2 at Tennessee Titans, Sep 22, 2024
...9 more at 2.

Special Teams Forced Fumbles 1 vs. Cincinnati Bengals, Dec 17, 2017

Special Teams Fumble Recoveries 1 vs. Denver Broncos, Nov 17, 2019

Longest Opp Fumble Return 4 at Green Bay Packers, Nov 01, 2020
3 vs. Atlanta Falcons, Oct 18, 2020

2024 GXG REGULAR SEASON (PACKERS)

DATE	OPPONENT	P/S	TK	S	A	SK	YDS	INT	PD	FF	FR	
09/06	at Eagles	S	4	3	1	0.0	0.0	0	0	0	0	
09/15	Colts	P	1	1	0	0.0	0.0	1	1	1	0	
09/22	at Titans	S	1	1	0	0.0	0.0	0	0	0	0	
09/29	Vikings	P	2	1	1	0.0	0.0	0	0	0	0	
10/06	at Rams	P	1	0	1	0.0	0.0	0	0	0	0	
10/13	Cardinals	S	3	2	1	0.0	0.0	0	0	0	0	
10/20	Texans	S	5	5	0	2.0	17.0	0	1	0	0	
10/27	at Jaguars	S	9	5	4	0.0	0.0	0	0	0	0	
11/03	Lions	S	3	1	2	0.0	0.0	0	0	0	0	
11/17	at Bears	P	2	1	1	0.0	0.0	0	0	0	0	
11/24	49ers	S	3	1	2	0.0	0.0	0	0	0	0	
11/28	Dolphins	S	3	1	2	0.0	0.0	0	0	0	0	
12/05	at Lions	S	3	1	2	0.0	0.0	0	0	0	0	
12/15	at Seahawks	P	1	0	1	0.0	0.0	0	0	0	0	
2024 TOTALS			14	9	41	23	18	2	1	2	1	0

COLBY WOODEN

96

DEFENSIVE LINEMAN
AUBURN

Second NFL Season | Second Packers Season



Ht: 6-4 | Wt: 273 | Born: December 21, 2000 | NFL Games Played/Started: 27/1 | Acquired: D4-23

AT A GLANCE

- » Played in all 17 regular-season games as a rookie and registered 17 tackles (10 solo), a half-sack, a tackle for a loss and two QB hits.
- » Appeared in both 2023 postseason contests, recording three tackles (one solo) and a QB hit on defense and adding a blocked field goal on special teams.
- » Appeared in 40 games with 36 starts in four seasons with Auburn, finishing his career with 152 tackles (91 solo), 30 tackles for a loss, 15 sacks, 23 QB hurries, six passes defended, three forced fumbles and three fumble recoveries.
- » Earned first-team all-state honors at Archer High School (Lawrenceville, Ga.), where he helped the Tigers advance to the Class 7A state semifinals.

2024 SEASON: Has played in 10 games with one start, recording 14 tackles (seven solo), two quarterback hits, a career-high two tackles for a loss and a pass defended...Has blocked an extra point on special teams...Was inactive (healthy scratch) for three games (Weeks 2-4) and was sidelined (Week 11) due to a shoulder injury...**At Philadelphia (Sept. 6):** Played two snaps on special teams...**Vs. Indianapolis (Sept. 15):** Inactive (healthy scratch)...**At Tennessee (Sept. 22):** Inactive (healthy scratch)...**Vs. Minnesota (Sept. 29):** Inactive (healthy scratch)...**At L.A. Rams (Oct. 6):** Played 30 snaps on defense, recording three tackles (all assists). Appeared on three special teams plays and blocked an extra point in the second quarter, the first blocked extra point by Green Bay since CB Tony Brown vs. Minnesota on Sept. 15, 2019...**Vs. Arizona (Oct. 13):** Played 19 snaps on defense and eight on special teams...**Vs. Houston (Oct. 20):** Played 19 snaps on defense, recording two tackles (one solo) and a QB hit. Also appeared on four special teams snaps...**At Jacksonville (Oct. 27):** Played 15 snaps on defense, recording two tackles (one solo) and his first career pass defended. Broke up a pass intended for RB Tank Bigsby on the first play of the fourth quarter. Also saw action on six special teams snaps...**Vs. Detroit (Nov. 3):** Played 11 snaps on defense before sustaining a shoulder injury in the third quarter that sidelined him for the remainder of the game. Recorded an assisted tackle and a QB hit. Also appeared on four special teams plays...**At Chicago (Nov. 17):** Inactive (shoulder)...**Vs. San Francisco (Nov. 24):** Made his first career start and played 21 snaps on defense, recording two tackles (both solo) and a tackle for a loss. Tackled RB Jordan Mason for a loss of 4 yards on the final play of the game as DL Brenton Cox Jr. punched the ball loose, forcing Mason to fumble. Also appeared on two special teams snaps...**Vs. Miami (Nov. 28):** Played 17 snaps on defense and one on special teams...**At Detroit (Dec. 5):** Appeared on 13 defensive snaps, recording four tackles (three solo) and a tackle for a loss. Brought down RB Jahmyr Gibbs for a loss of 3 yards on third-and-5, forcing the Lions to punt at the end of the first quarter. Also played six snaps on special teams...**At Seattle (Dec. 15):** Played 19 snaps on defense and three on special teams.

REGULAR-SEASON COMPARISON: DEFENSIVE - NEW ORLEANS SAINTS

DATE	OPP	W/L	GP/GS	TACKLES							INT	TFL	PD	QBH	TD	MISC		
				TOT	SOLO	ASST	SACK	YDS.	FF	FR						FF	FR	FR
9/24/23	GB vs. NO	W	P	0	0	0	0.0	0.0	0	0	0	0	0	0	0	0	0	0
TOTALS		1/0	1/0	0	0	0	0.0	0.0	0	0	0	0	0	0	0	0	0	0

COLBY WOODEN'S NFL REGULAR-SEASON DEFENSIVE STATISTICS

YEAR	TEAM	GP	GS	TK	S	A	TACKLES					INTERCEPTIONS					ST			MISC													
							TFL	YDS	SK	YDS	QBH	NO	YDS	LG	TD	PD	FF	FR	TD	YDS	TK	S	A	FF	FR	S	A						
2023	Packers	17	0	17	10	7	1	2	0.5	5.0	2	0	0	0	0	0	0	0	0	0	0	0	0	0	0	0	0	0	0	0	0	0	0
2024	Packers	10	1	14	7	7	2	11	0.0	0.0	2	0	0	0	0	1	0	0	0	0	0	0	0	0	0	0	0	0	0	0	0	0	0
NFL TOTALS		27	1	31	17	14	3	13	0.5	5.0	4	0	0	0	0	1	0	0	0	0	0	0	0	0	0	0	0	0	0	0	0	0	0

COLBY WOODEN'S NFL POSTSEASON DEFENSIVE STATISTICS

YEAR	TEAM	GP	GS	TK	S	A	TACKLES					INTERCEPTIONS					ST			MISC													
							TFL	YDS	SK	YDS	QBH	NO	YDS	LG	TD	PD	FF	FR	TD	YDS	TK	S	A	FF	FR	S	A						
2023	Packers	2	0	3	1	2	0	0	0.0	0.0	1	0	0	0	0	0	0	0	0	0	0	0	0	0	0	0	0	0	0	0	0	0	0
NFL TOTALS		2	0	3	1	2	0	0	0.0	0.0	1	0	0	0	0	0	0	0	0	0	0	0	0	0	0	0	0	0	0	0	0	0	0

SINGLE-GAME HIGHS: DEFENSIVE

Total Tackles 4 at Detroit Lions, Dec 05, 2024
4 vs. Detroit Lions, Sep 28, 2023
Solo Tackles 3 at Detroit Lions, Dec 05, 2024
2 vs. San Francisco 49ers, Nov 24, 2024
...3 more at 2.

Passes Defended 1 at Jacksonville Jaguars, Oct 27, 2024
Tackles For Loss 1 vs. San Francisco 49ers, Nov 24, 2024
1 vs. Detroit Lions, Sep 28, 2023

2024 GXG REGULAR SEASON (PACKERS)

DATE OPPONENT	P/S	TK	S	A	SK	YDS	INT	PD	FF	FR
09/06 at Eagles	P	0	0	0	0.0	0.0	0	0	0	0
09/15 Colts		INACTIVE								
09/22 at Titans		INACTIVE								
09/29 Vikings		INACTIVE								
10/06 at Rams	P	3	0	3	0.0	0.0	0	0	0	0
10/13 Cardinals	P	0	0	0	0.0	0.0	0	0	0	0
10/20 Texans	P	2	1	1	0.0	0.0	0	0	0	0
10/27 at Jaguars	P	2	1	1	0.0	0.0	0	1	0	0
11/03 Lions	P	1	0	1	0.0	0.0	0	0	0	0
11/17 at Bears		INACTIVE/INJURY								
11/24 49ers	S	2	2	0	0.0	0.0	0	0	0	0
11/28 Dolphins	P	0	0	0	0.0	0.0	0	0	0	0
12/05 at Lions	P	4	3	1	0.0	0.0	0	0	0	0
12/15 at Seahawks	P	0	0	0	0.0	0.0	0	0	0	0
2024 TOTALS	10-1	14	7	7	0.0	0.0	0	1	0	0

DEVONTE WYATT

95

DEFENSIVE LINEMAN
GEORGIA

Third NFL Season | Third Packers Season



Ht: 6-3 | Wt: 304 | Born: March 31, 1998 | NFL Games Played/Started: 44/5 | Acquired: D1b-22

AT A GLANCE

- » Set career marks for games played (17), games started (five), tackles (36), solo tackles (18), tackles for a loss (six, tied for No. 4 on the team), sacks (5½, No. 4 on the team) and QB hits (11, No. 4 on the team), and registered his first career fumble recovery in 2023.
- » Appeared in 16 games as a rookie in 2022 and recorded 15 tackles (eight solo), 1½ sacks, three QB hits, a pass defended and a forced fumble.
- » Was one of only two rookie defensive linemen (Dallas DE Sam Williams) to record at least one sack, one forced fumble and three QB hits in 2022 (Stathead.com).
- » Earned second-team All-America honors from *The Associated Press*, first-team All-SEC recognition from the coaches and second-team AP All-SEC honors in 2021.
- » Attended Towers High School (Decatur, Ga.) and earned Class 3A all-state honors as a senior in 2016 from the *Atlanta Journal-Constitution* and the Georgia Sportswriters Association.

2024 SEASON: Has played in 11 games, recording 18 tackles (13 solo), a career-high seven tackles for a loss, four sacks, eight quarterback hits and two fumble recoveries (tied for the team lead)...Ranks No. 2 on the team in QB hits, No. 3 in sacks and is tied for No. 2 in tackles for a loss...Became the first Green Bay defensive lineman since 2008 to register three-plus sacks and six-plus tackles for a loss in the first four games of a season...Was sidelined for three games (Weeks 5-7) due to an ankle injury...**At Philadelphia (Sept. 6):** Played 36 snaps on defense, recording a solo tackle, a tackle for a loss and a fumble recovery. Recovered a fumbled snap by QB Jalen Hurts in the first quarter that gave Green Bay the ball at the Philadelphia 13 and the drive resulted in a field goal to extend the lead. Brought down RB Saquon Barkley for a loss of 3 yards on a run up the middle in the fourth quarter...**Vs. Indianapolis (Sept. 15):** Appeared on 25 defensive snaps, recording two tackles (both solo), two tackles for a loss, a sack and two QB hits. Tackled RB Jonathan Taylor for a loss of a yard on a run up the middle in the second quarter. Sacked QB Anthony Richardson for a loss of 6 yards on second-and-10 and the Colts turned it over on downs two plays later...**At Tennessee (Sept. 22):** Played 26 defensive snaps, tying his career high in total tackles (four) and tackles for a loss (two) and set new career highs in sacks (two) and QB hits (three). Became the first Green Bay defensive lineman with two-plus sacks and three-plus QB hits in a game since DL Kenny Clark at the L.A. Rams on Oct. 28, 2018. Sacked QB Will Lewis for a loss of 5 yards on a first-down play in the third quarter, leading to a Tennessee punt three plays later. Brought down Lewis again for a loss of 5 yards on second-and-8 in the fourth quarter, another drive that ended in a punt two plays later...**Vs. Minnesota (Sept. 29):** Played 25 snaps on defense, recording three tackles (two solo) and a tackle for a loss before exiting in the fourth quarter with an injury. Tackled RB Aaron Jones for a loss of 1 yard in the first quarter...**At L.A. Rams (Oct. 6):** Inactive (ankle)...**Vs. Arizona (Oct. 13):** Inactive (ankle)...**Vs. Houston (Oct. 20):** Inactive (ankle)...**At Jacksonville (Oct. 27):** Played 23 snaps on defense, recovering a fumble at the Jacksonville 5 that was forced by LB Edgerin Cooper early in the fourth quarter that helped set up a Green Bay touchdown two plays later...**Vs. Detroit (Nov. 3):** Appeared on 26 defensive snaps, recording two tackles (one solo)...**At Chicago (Nov. 17):** Played 35 snaps on defense and four on special teams...**Vs. San Francisco (Nov. 24):** Appeared on 17 defensive snaps, recording a QB hit, which forced an incompleton to WR Jauan Jennings in the third quarter...**Vs. Miami (Nov. 28):** Played 28 snaps on defense, recording an assisted tackle...**At Detroit (Dec. 5):** Played 26 snaps on defense, recording four tackles (three solo) and a QB hit. Made back-to-back plays to help hold the Lions to a field goal in the second quarter, stopping RB Jahmyr Gibbs for no gain on second-and-10 and forcing an incompleton on a QB hit on third down. Also played one snap on special teams...**At Seattle (Dec. 15):** Appeared on 27 defensive snaps, posting a sack of QB Geno Smith for a loss of 9 yards in the third quarter.

REGULAR-SEASON COMPARISON: DEFENSIVE - NEW ORLEANS SAINTS

DATE	OPP	W/L	GP/SS	TACKLES							MISC						
				TOT	SOLO	ASST	SACK	YDS.	INT	TFL	PD	QBH	TD	FF	FR		
9/24/23	GB vs. NO	W	S	2	1	1	0.0	0.0	0	0	0	0	0	0	0	0	
TOTALS		1/0	1/1	2	1	1	0.0	0.0	0	0	0	0	0	0	0	0	

DEVONTE WYATT'S NFL REGULAR-SEASON DEFENSIVE STATISTICS

YEAR	TEAM	GP	GS	TK	S	A	TACKLES					INTERCEPTIONS							ST			MISC									
							TFL	YDS	SK	YDS	QBH	NO	YDS	LG	TD	PD	FF	FR	TD	YDS	TK	S	A	FF	FR	S	A				
2022	Packers	16	0	15	8	7	0	0	1.5	6.5	3	0	0	0	0	1	1	0	0	0	0	0	0	0	0	0	0	0	0	0	
2023	Packers	17	5	36	18	18	6	37	5.5	35.5	11	0	0	0	0	0	1	0	0	0	0	0	0	0	0	0	0	0	0	0	
2024	Packers	11	0	18	13	5	7	30	4.0	25.0	8	0	0	0	0	0	2	0	0	0	0	0	0	0	0	0	0	0	0	0	
NFL TOTALS		44	5	69	39	30	13	67	11.0	67.0	22	0	0	0	0	1	3	0	0	0	0	0	0	0	0	0	0	0	0	0	0

DEVONTE WYATT'S NFL POSTSEASON DEFENSIVE STATISTICS

YEAR	TEAM	GP	GS	TK	S	A	TACKLES					INTERCEPTIONS							ST			MISC										
							TFL	YDS	SK	YDS	QBH	NO	YDS	LG	TD	PD	FF	FR	TD	YDS	TK	S	A	FF	FR	S	A					
2023	Packers	2	1	2	2	0	0	0	0.0	0.0	0	0	0	0	0	0	0	0	0	0	0	0	0	0	0	0	0	0	0	0	0	
NFL TOTALS		2	1	2	2	0	0	0	0.0	0.0	0	0	0	0	0	0	0	0	0	0	0	0	0	0	0	0	0	0	0	0	0	0

SINGLE-GAME HIGHS: DEFENSIVE

Total Tackles 4 at Detroit Lions, Dec 05, 2024
 4 at Tennessee Titans, Sep 22, 2024
 ...2 more at 4.

Solo Tackles 4 at New York Giants, Dec 11, 2023
 3 at Detroit Lions, Dec 05, 2024
 ...3 more at 3.

Sacks 2.0 at Tennessee Titans, Sep 22, 2024
 1.5 at Chicago Bears, Sep 10, 2023

Passes Defensed 1 at Detroit Lions, Nov 06, 2022

Forced Fumbles 1 vs. Detroit Lions, Jan 08, 2023

Fumble Recoveries 1 at Jacksonville Jaguars, Oct 27, 2024
 1 at Philadelphia Eagles, Sep 06, 2024
 ...1 more at 1.

Tackles For Loss 2 at Tennessee Titans, Sep 22, 2024
 2 vs. Indianapolis Colts, Sep 15, 2024
 ...2 more at 2.

2024 GXG REGULAR SEASON (PACKERS)

DATE OPPONENT	P/S	TK	S	A	SK	YDS	INT	PD	FF	FR
09/06 at Eagles	P	1	1	0	0.0	0.0	0	0	0	1
09/15 Colts	P	2	2	0	1.0	6.0	0	0	0	0
09/22 at Titans	P	4	3	1	2.0	10.0	0	0	0	0
09/29 Vikings	P	3	2	1	0.0	0.0	0	0	0	0
10/06 at Rams		INACTIVE/INJURY								
10/13 Cardinals		INACTIVE/INJURY								
10/20 Texans		INACTIVE/INJURY								
10/27 at Jaguars	P	0	0	0	0.0	0.0	0	0	0	1
11/03 Lions	P	2	1	1	0.0	0.0	0	0	0	0
11/17 at Bears	P	0	0	0	0.0	0.0	0	0	0	0
11/24 49ers	P	0	0	0	0.0	0.0	0	0	0	0
11/28 Dolphins	P	1	0	1	0.0	0.0	0	0	0	0
12/05 at Lions	P	4	3	1	0.0	0.0	0	0	0	0
12/15 at Seahawks	P	1	1	0	1.0	9.0	0	0	0	0
2024 TOTALS	11-0	18	13	5	4.0	25.0	0	0	0	2