



2024 » **MEDIA GUIDE**

GO PACK GO
GO PACK GO
GO

PRESEASON

<u>Date</u>	<u>Opponent</u>	<u>Time (CT)</u>	<u>TV</u>
Sat., Aug. 10	at Cleveland Browns	3:25 p.m.	Packers TV Network
Sun., Aug. 18	at Denver Broncos	7 p.m.	Packers TV Network
Sat., Aug. 24	BALTIMORE RAVENS	12 p.m.	Packers TV Network

Packers Give Back Game

*All preseason games will also be broadcast on Telemundo Wisconsin.


REGULAR SEASON

<u>Date</u>	<u>Opponent</u>	<u>Time (CT)</u>	<u>TV</u>
Fri., Sept. 6	at Philadelphia Eagles (São Paulo)	7:15 p.m.	Peacock
Sun., Sept. 15	INDIANAPOLIS COLTS	12 p.m.	FOX
Sun., Sept. 22	at Tennessee Titans	12 p.m.	FOX
Sun., Sept. 29	MINNESOTA VIKINGS (Gold Pkg.)	12 p.m.	CBS
Sun., Oct. 6	at Los Angeles Rams	*3:25 p.m.	CBS
Sun., Oct. 13	ARIZONA CARDINALS	*12 p.m.	FOX
Sun., Oct. 20	HOUSTON TEXANS	*12 p.m.	CBS
Sun., Oct. 27	at Jacksonville Jaguars	*12 p.m.	FOX
Sun., Nov. 3	DETROIT LIONS (Gold Pkg.)	*3:25 p.m.	FOX
Sun., Nov. 10	BYE		
Sun., Nov. 17	at Chicago Bears	*12 p.m.	FOX
Sun., Nov. 24	SAN FRANCISCO 49ERS	*3:25 p.m.	FOX
Thu., Nov. 28	MIAMI DOLPHINS	7:20 p.m.	NBC
Thu., Dec. 5	at Detroit Lions	*7:15 p.m.	Prime Video
Sun., Dec. 15	at Seattle Seahawks	*7:20 p.m.	NBC
Mon., Dec. 23	NEW ORLEANS SAINTS	*7:15 p.m.	ESPN
Sun., Dec. 29	at Minnesota Vikings	*12 p.m.	FOX
Sat./Sun., Jan. 4/5	CHICAGO BEARS (Gold Pkg.)	TBD	TBD

* This season, "flexible scheduling" for Sunday Night Football may be used up to twice between Weeks 5-10, and in the NFL's discretion during Weeks 11-17; for Monday Night Football in the NFL's discretion in Weeks 12-17; and for Thursday Night Football, it may be used up to twice between Weeks 13-17. During these Flex Scheduling Windows, the games initially scheduled for Sunday Night Football (on NBC), Monday Night Football (on ESPN or ABC), and Thursday Night Football (on Amazon Prime Video) are tentatively scheduled and subject to change. Only Sunday afternoon games (or those listed as TBD) are eligible to be moved to Sunday night, Monday night or Thursday night, in which case the initially scheduled Sunday/Monday night game would be moved to Sunday afternoon. Sunday afternoon games may also be moved between 1 p.m. and 4:05 p.m. or 4:25 p.m. ET. As in prior seasons, for Week 18, the final weekend of the season, the scheduling of the Saturday, Sunday afternoon and Sunday night games is not assigned. In Week 18, two games will be played on Saturday (4:30 p.m. ET and 8:15 p.m. ET) with the remainder to be played on Sunday afternoon (1 p.m. ET and 4:25 p.m. ET) and one matchup to be played on Sunday night (8:20 p.m. ET). Specific dates, start times and networks for Week 18 matchups will be determined and announced following the conclusion of Week 17.

NFL POSTSEASON DATES

Jan. 11-13	AFC and NFC Wild Card Playoffs
Jan. 18-19	AFC and NFC Divisional Playoffs
Jan. 26	AFC and NFC Championship Games
Feb. 9	Super Bowl LIX, Caesars Superdome, New Orleans



2024 MEDIA GUIDE

DETAILED INDEX ON PAGES 594-599

2024 Packers Schedule inside back cover
 Club Information 5

PACKERS IN THE COMMUNITY

Community Involvement/Mission 7

ADMINISTRATION & COACHING STAFF

Staff Directory 2
 Biographies – Administration 12
 Executive Committee 29
 Biographies – Coaching Staff 30
 Biographies – Player Personnel Staff 67
 Biographies – Football Support Staff 71
 Staff Photos 78

THE PLAYERS

Biographies – Veteran Players 86
 Biographies – 2024 Draft Choices 223
 Biographies – Other Free Agents/First-Year Players 246
 2024 Roster by Position 262
 Pronunciation Guide 262
 2024 Alphabetical Roster 263
 2024 Numerical Roster 264
 How the Packers Were Built 265

2023 SEASON IN REVIEW

Results 267
 Regular-Season Statistics 268
 Defensive/Special Teams Statistics 269
 Participation Chart 270
 Postseason Statistics 271
 Game Summaries 274
 Transactions 293
 NFL Final Standings 295

RECORDS & CHAMPIONSHIPS

Packers Individual Records 297
 Packers Opponent Individual Records 314
 Packers Team Records 315
 Lambeau Field Records 330
 The Last Time 331
 Annual Individual Leaders 334
 Annual Team Statistics 342
 Select Seasons 344
 Outstanding Performers 347
 Career Passing, Rushing & Receiving Leaders 350
 All-Time Scoring 351
 Thirteen Times World Champions 450
 Super Bowl Story 451
 Super Bowl Ring History 459
 Packers in the Playoffs 461
 Playoff Game Summaries 462
 Individual Playoff Records 481
 Team Playoff Records 484
 All-Time Coaching Records 523
 Attendance Records 581

HONORS

Packers in the Wisconsin Athletic Hall of Fame 333
 Packers in the Pro Football Hall of Fame 488
 Packers Hall of Fame, Green Bay 493
 All-Pro Selections 494
 NFL Awards 496
 Pro Bowl Selections 497
 Packers All-Time Teams 511
 Retired Packers Numbers 520

ALL-TIME RESULTS

Results by Team 354
 Results vs. Defunct Teams 354
 Results by Season, 1919-39 361
 Results by Season, 1940-2023 364
 Results by Season, Summary 448
 All-Time W-L Record 449
 Largest Point Margins 449
 Monday Night Football/Prime-Time Games 498
 Thanksgiving Day 499
 Overtime Games 500
 Preseason Games 500

ORIGINS

The Packers Story 504
 Packers Chronology 510
 Curly Lambeau, Biography 517
 Don Hutson, Biography 518
 Vince Lombardi, Biography 519
 Shareholder and Financial History 521
 Other Homes of the Packers, 1919-1994 581

TEAMS PAST

First-Round Draft Choices 245
 Head Coaches 523
 Assistant Coaches 524
 All-Time Alphabetical Roster 526
 All-Time Uniform Numbers 536
 All-Time Drafts 549
 All-Time Practice Squad 564

LAMBEAU FIELD

Stadium Records 330
 Hallowed Ground 574
 Lambeau Field Atrium 584
 Titledown Development 588

NATIONAL FOOTBALL LEAGUE

2024 Schedule 589
 Nationally Televised Games 591

MEDIA INFORMATION

Packers Radio Network 592
 Packers TV Network 593
 Communications & Public Affairs Staff 600

THE GREEN BAY PACKERS' MISSION IS TO WIN CHAMPIONSHIPS AND DELIVER EXCELLENT GUEST EXPERIENCES WHILE GUIDED BY OUR CORE VALUES.

Teamwork, Respect, Stewardship, Integrity, Excellence

THE GREEN BAY PACKERS' VISION IS TO BECOME AND REMAIN THE STANDARD OF EXCELLENCE AGAINST WHICH ALL OTHER ORGANIZATIONS IN PROFESSIONAL SPORTS ARE MEASURED.



© Copyright 2024 by Green Bay Packers, Inc. All rights reserved.

Information in this guide is as of June 14, 2024. The information in this publication has been compiled for use by the news media to aid in reporting on the Green Bay Packers. No part of this book may be reproduced or transmitted in any form or by any means, electronic or mechanical, including photocopying, recording, or by any information-storage and retrieval system, without permission in writing from Green Bay Packers, Inc.

STREET ADDRESS

Green Bay Packers, Inc.
1265 Lombardi Ave.
Green Bay, WI 54304

MAILING ADDRESS

P.O. Box 10628
Green Bay, WI 54307-0628

TELEPHONE NUMBERS

Main Switchboard 920-569-7500 Fan Information Hotline 920-569-7502
Ticket Office 920-569-7501 Hall of Fame Hotline 920-569-7512
Packers Pro Shop 920-569-7510 Stadium Tours Hotline 920-569-7513
Tittletown Information 920-569-7505

www.packers.com www.lambeaufield.com www.packersproshop.com www.tittletown.com

ADMINISTRATION

Mark Murphy President and Chief Executive Officer
Ed Policy Chief Operating Officer and General Counsel
Maureen Smith Chief Financial Officer
Craig Benzel Vice President of Sales and Business Development
Doug Collins Vice President of Security, Facilities and Risk
Gabrielle Dow Vice President of Marketing and Fan Engagement
Nicole Ledvina Vice President of Human Resources
Jason Wahlers Vice President of Communications
Marissa Meli Associate General Counsel
Kelly Krause Associate Counsel
Jerry Hanson Staff Counsel
Lisa Kaiser Executive Assistant to the President
Rhonda Borowicz Senior Legal Assistant
Mari Massonet Executive Assistant of Finance
Garrett Rasmussen Project Manager
Megan Roberson Planning Specialist, Marketing & Sales
Anna Jacobsen NFL Draft Intern
Bob Harlan Chairman Emeritus

FOOTBALL OPERATIONS

Russ Ball Executive Vice President/Director of Football Operations
Derrick Coleman Assistant to Player Development
Darryl Franklin Chief of Staff
Dawson Friedland Senior Football Data Analyst
Tanner Gess Performance Dietitian
Mike Halbach Director of Football Technology
Kelly Heim Executive Assistant to the General Manager
Matt Klein Director of Football Logistics/Team Travel
Adam Korzun Director of Performance Nutrition
Erik Larsson Football Data Analyst
Melanie Marohl Director of Football Administration/Player Finance
Joe McKillip Coaching Operations Coordinator
Linda Nuthals Director of Corporate Travel
Madeleine Platten Performance Dietitian
Jack Prominski Manager of Football Analytics
Eric Prosize Manager of Football Application Development
Joe Reuter Football Technology Lead
Bailey Right Football Application Developer
Grey Ruegamer Director of Player Development
Sherry Schuldes Director of Family Programs
Colin Whitaker Performance Dietitian

COACHING

Matt LaFleur Head Coach
Derrick Ansley Passing Game Coordinator (Defense)
Rich Bisaccia Assistant Head Coach/Special Teams Coordinator
Luke Butkus Offensive Line Coach
Anthony Campanile Linebackers/Running Game Coordinator
Tom Clements Quarterbacks Coach
Wendel Davis Defensive Quality Control Coach
Ryan Downard Defensive Backs Coach
Sean Duggan Defensive Assistant
John Dunn Tight Ends Coach
Eddie Gordon Assistant Offensive Line Coach
Rob Grosso Offensive Quality Control Coach
Jeff Hafley Defensive Coordinator
Aaron Hill Strength & Conditioning Coordinator
Todd Hunt Strength & Conditioning Assistant
Marcus Jones Strength & Conditioning Assistant
Connor Lewis Assistant Quarterbacks Coach
Ryan Mahaffey Wide Receivers Coach
Sean Mannion Offensive Assistant
Vince Oghobaase Assistant Defensive Line Coach
Anthony Perkins Defensive Quality Control Coach
Jason Rebrovich Defensive Line Coach
Ben Schumacher Strength & Conditioning Assistant
Ben Sirmans Running Backs Coach

Adam Stenavich Offensive Coordinator
Byron Storer Assistant Special Teams Coach
Jason Vrable Passing Game Coordinator
Myles White Coaching Assistant (Minority Fellowship)
Kyle Wilber Special Teams Quality Control Coach

PLAYER PERSONNEL

Brian Gutekunst General Manager
Luke Benuska College Scout
Venzell Boulware Pro Scout
Quandon Christian College Scout
Sam Fleming Scouting Assistant
Chris Gaines College Scout
Lee Gissendaner Player Personnel Executive
Milt Hendrickson Director – Football Operations
Joe Hueber College Scout
Sean Linton College Scout
Matt Malaspina Director of College Scouting
Danny Mock College Scouting Coordinator
Patrick Moore Assistant Director of College Scouting
Mike Owen College Scout
Sam Seale National Scout
Jon-Eric Sullivan Vice President of Player Personnel
Brett Thiesen College Scout
Autumn Thomas-Beenenga Pro Personnel Manager
Richmond Williams Director of Pro Personnel
Darc Whipple Scouting Assistant
John Wojciechowski Director of Player Personnel
Conner Koch Scouting Intern

VIDEO

Wes Bunker Video Director
Andy Muckerheide Assistant Video Director
Nick Goddard Video Manager
Mitch Koller Video Assistant
Landon Kirby Video Intern

EQUIPMENT

Chris Kuehn Equipment Manager
Tom Bakken Assistant Equipment Manager
Brian Nehring Assistant Equipment Manager
Tim Odea Equipment Assistant
Kevin Duffy Equipment Assistant

MEDICAL

Bryan Engel Vice President of Player Health and Performance
Nate Weir Director of Sports Medicine/Head Athletic Trainer
Dr. Chris Carr Director of Performance Psychology and
Team Behavioral Health Clinician
Dr. Patrick McKenzie Team Physician
Dr. Michael Ryan Associate Team Physician
Dr. Jeremy Metzler Associate Team Physician
Dr. Robert Anderson Associate Team Physician
Kurt Fielding Assistant Athletic Trainer
Andrew DePietropaolo Assistant Athletic Trainer / Physical Therapist
Brandon Kukal Assistant Athletic Trainer
Erin Roberge Assistant Athletic Trainer
Ali Ghaisarnia Assistant Athletic Trainer / Physical Therapist
Mallory Margherita Fellowship Athletic Trainer
Madeline Winans Fellowship Athletic Trainer
Grant Yee Fellowship Athletic Trainer

COMMUNICATIONS

Sarah Quick Assistant Director of Communications
Tom Fanning Assistant Director of Communications
Nate LoCascio Communications Coordinator
Evan Siegle Manager of Team Photography

Claire Trattner Communications Intern
 Emma Pravacek Photography Intern
 Duke Bobber Assistant Director of Digital & Social Media
 Renea Gabriel Manager of Social Media
 Mike Spofford Editor
 Wes Hodkiewicz Senior Writer
 Jennifer Ward Digital UX Coordinator
 Steven Hudy Senior Social Media Coordinator
 Lauren Anderson Digital & Social Media Coordinator
 Hailey Traina Digital Platforms Intern

PUBLIC AFFAIRS

Aaron Popkey Director of Public Affairs
 Katie Hermesen Public Affairs Manager
 Cliff Christl Team Historian
 Mara Allen Public Affairs Intern

BRAND AND MARKETING

Joan Malcheski Director of Brand Strategy & Marketing
 Garrison Cummings Assistant Director of Brand & Marketing
 Brian O'Connell Senior Digital Analyst
 Kristen Shand Digital Marketing and Fan Insight Coordinator
 Jeremy Garth Digital Marketing Coordinator
 Bill Luebker Assistant Director of Creative
 Elizabeth Lasee Senior Graphic Designer
 Connor Paque Graphic Designer
 Haylee Helmle Fan Engagement Manager
 Hannah Puissant Fan Engagement Coordinator
 Brooke Huben Fan Engagement Intern
 Cierra Brann Digital Marketing and Analytics Intern
 Wyatt Johnson Fan Engagement Intern

BROADCAST AND GAME PRESENTATION

Kregg Shilbauer Director of Broadcast, Video Production & Game Presentation
 Kandri Goltz Assistant Director of Game Presentation & Live Events
 Adam Hoebelheinrich Broadcast Manager/Producer
 Matt Arvin Manager of Game Day Productions
 Larry McCarren Sports Analyst
 Tyler Gajewski Senior Cinematographer/Video Creative
 Daniel Lopez Videographer/Editor
 Nick McGahan Videographer/Editor
 Taylor Rogers Coordinating Producer
 Ivan Panarusky Senior Engineer - Tundra Vision
 Nicole Timm Digital, Broadcast & Game Presentation Associate
 Zachary Budd Game Presentation Production Intern

COMMUNITY OUTREACH

Cathy Dworak Director of Community Outreach and Player/Alumni Relations
 Bobbi Jo Eisenreich Assistant Director of Corporate & Foundation Giving
 Ryan Fencel Football Outreach Manager
 Amanda Wery Community Outreach Manager
 Nathanael Washington Player/Alumni Specialist
 Julie Broeckel Corporate Giving Coordinator
 Larissa Martinez Corporate Giving Coordinator
 Aymara Morales Community Outreach Intern

DEVELOPMENT AND HOSPITALITY

Jackie Krutz Director of Tiletown Development
 Jessica Dickhut Tiletown Events Manager
 Hannah Meyer Manager of Tiletown Marketing & Digital
 Julie Leung Assistant Manager of Tiletown Programs
 Allison Miller Tiletown Development Intern
 Samantha Feig Tiletown Programs and Events Intern
 Amanda Kocialkowski Tiletown Programs and Events Intern
 Lexi Siegle Tiletown Digital Content Intern
 Peyton Walters Tiletown Marketing Intern

FACILITIES

Mike Moynihan Director of Facility Operations
 Justin Dantzman Assistant Director of Facility Operations
 Todd Edlebeck Facilities Manager
 Brad "Gus" Gustafson Manager of Atrium Operations
 Eric Johnson Electrical Manager
 Kyle Nooker Tiletown Facilities Manager

Bill Rasmussen Facilities Manager
 Michael Renier HVAC Manager
 Christine Wahlen Facilities Office Manager
 Christopher Schmit Stadium Housekeeping Coordinator
 Dave Tilot Facilities Supervisor
 Corey Wentland Facilities Supervisor
 Craig Nooyen Sr. HVAC Technician
 James Brocker Sr. HVAC/R Technician
 Clyde Watson HVAC Technician
 Robert Kobussen HVAC Technician
 Bill Miller Plumber/Beverage Systems Technician
 Jon Mijatovich Electrician
 Jon Corpron Journeyman Electrician
 Eric DeMars Facilities Assistant
 John Heimerl Facilities Assistant
 Randy Baker Atrium Operations Lead
 Joshua Robinette Atrium Operations Lead
 Joe Setzkorn Atrium Operations Lead
 Dan Skaleski Atrium Operations Lead
 Israel Torres Atrium Operations Lead
 John Whitcomb Atrium Operations Lead
 Roman Tarango Atrium Setup
 Jordy Dale Tiletown Facilities Assistant Manager
 Erik Whitman Tiletown Facilities Assistant Manager
 Anthony Sigl Tiletown Facilities Supervisor
 Tyler Anderson Tiletown Facilities Maintenance Assistant
 Arthur Robinson Tiletown Facilities Maintenance Assistant
 Ken Sulewski Tiletown Facilities Maintenance Assistant
 Jack Reardon Tiletown Facilities Intern

FIELDS

Allen Johnson Fields Manager
 Joe Ranthum Tiletown Landscape Manager
 Bart Bartelme Lead Fields Assistant
 Derek Paris Fields Assistant
 Ryan Blise Fields Assistant
 Samuel Weiss Fields Intern
 Brent King Horticulture Technician

FINANCE

Carla Schrank Accounting Manager
 Scott Murphy Accounting Manager
 Ben Brossard Assistant Accounting Manager
 Ryan Thurk Senior Accountant
 Andrew Podlasiak Staff Accountant
 Paige Green Payroll Accountant
 Jill Austinson Accounting Specialist
 Julie Van Asten Accounts Payable Specialist
 Jodi Kerschler Accounts Payable Specialist
 Angelica Loret Accounting Coordinator

HUMAN RESOURCES

Rob Davis Director of Organizational Development & DEI
 Robyn Waller Benefits Manager
 Chris Cohorst Human Resources Manager
 Adamari Barranca Human Resources Intern

INFORMATION TECHNOLOGY

Kenny Ansel Director of Information Technology
 Tony Smith Assistant Director / IT Risk Manager
 Justin Ruckel Infrastructure and Security Manager
 Mike Jelenic Senior Systems Administrator
 Tony Marconi Systems Administrator
 Bobbi Cameron Business Systems Analyst
 Andy Cornelissen Data Warehouse Manager
 Jerry Burke Application Administrator
 Eric Scott Network Engineer
 Kevin Mooney Network Administrator
 Rob Konitzer Audio Visual Systems Specialist
 Troy VanWychen Information Technology Support Specialist
 Jon Zeininger Computer Systems Administrator
 Becky Lamal Help Desk Supervisor/Administrative Assistant
 Garret Poole Client Support Specialist
 Jacob Wachuta Information Technology Support Specialist
 Jake Torvinen Information Technology Intern

STAFF DIRECTORY
 COMMUNITY
 ADMIN. & COACHES
 VETERANS
 DRAFT & FREE AGENTS
 2023 REVIEW
 RECORDS & HISTORY
 LANBEAU FIELD
 MISC.

LAMBEAU FIELD EVENTS

Wendy Jansen	Manager of Lambeau Field Events
Jordan Burke	Events Sales Executive
Jenny Steinhart	Lambeau Field Events Administrator
Hanna Goral	Events Specialist
Lexi Potts	Event Sales and Service Coordinator

RETAIL OPERATIONS

Chrysta Jorgensen	Director of Retail Operations
Jennie Robertson	Ecommerce Manager
Kodi Jensen	Ecommerce Photographer & Visual Design Specialist
Alissa Siekkinen	Ecommerce Marketing Specialist
Stephanie Schultz	Ecommerce Web Development Specialist
Jennifer Pertzborn	Merchandise Manager
Patrick Luce	Senior Buyer
Jessica Hill	Buyer
Theresa Pagel	Ecommerce Merchandise Specialist
Andy Bomske	Retail Purchasing and Inventory Specialist
Codey Boeck	Manager of Retail Operations and Customer Service
Derek Dimmer	Retail Store Manager
Lisa Treichel	Assistant Store Manager
Darren Lohr	Assistant Store Manager
Tim Hodek	Assistant Store Manager
Tim Schroeder	Manager of Retail Distribution Center
Gavin Carrigan	Assistant Manager of Retail Distribution Center
Judy Pedersen	Assistant Manager of Retail Distribution Center
Mark Merkey	Assistant Manager of Retail Distribution Center
Seth Hatherly	Retail Operations Intern
Lexi Loeffelholz	Ecommerce Marketing Intern

SALES & BUSINESS DEVELOPMENT

Justin Wolf	Director of Corporate Partnership Sales & Activations
Sara Short	Assistant Director of Partnership Services
Scott Thompson	Assistant Director of Business Analytics and Food & Beverage
Craig Decker	Manager of Corporate Sales
Brennan Feldhausen	Manager of Corporate Sales - Milwaukee Office
David LeGrand	Manager of Broadcast Sales
Lisa Nortman	Manager of Partnership Services
Shea Greil	Senior Partnership Services Coordinator
Krista Bye-Nagel	Partnership Services Coordinator
Meiling Hudson	Partnership Services Coordinator - Milwaukee Office
Matthew Ward	Partnership Services Coordinator - Milwaukee Office
Tyler McCune	Partnership Services Fulfillment Coordinator
Mariah Larson	Digital Content Revenue Coordinator
Stephanie Blavat-Vesely	Partnership Sales and Service Executive
O'Reilly Gilliam	Corporate Sales Executive
Dana Kressig	Corporate Sales Executive - Digital Sales
Matt McCumsey	Corporate Sales Executive
Jon Murphy	Corporate Sales Executive
Lynn Vandenberg	Media Sales Assistant
Samantha Satter	Business Development Analyst
Olivia Hoffmann	Fulfillment Intern
Casey Schlatter	Sales Intern
Caitlin Wilkey	Activation Intern
Amanda Ruona	Activation Intern
Meridian Whitfield	Activation Intern - Milwaukee Office

SECURITY

Scott Peters	Assistant Director of Security
Justin Crabb	Assistant Director of Security
Andrew Wellens	Building Security Supervisor
Peter Yurek	Building Security Supervisor
Mike Agnew	Security Officer
Steven Golla	Security Officer
Scott Hansen	Security Officer
Larry Hurley	Security Officer
Ken Kirkpatrick	Security Officer
Jesse Motto	Security Officer
Steve Risko	Security Officer
Paul Schmit	Security Officer
Bob Slaby	Security Officer
Craig Stevens	Security Officer
Joe Stewart	Security Officer
Keeth Yang	Security Officer
Jamie Woodbeck	Security Officer
Brandon Arndt	Shipping and Receiving Coordinator
Laurie Taicher	Security/Risk Management Assistant
Jeff Stauber	Emergency Planning/Safety Coordinator
Barb Gehlhoff	Mail Clerk
Gregory Wilinski	Mail Clerk

STADIUM SERVICES

Jennifer Ark	Director of Stadium Services
Spencer Larson	Stadium Services Manager
Keith Cronin	Manager of Guest Services
Brent Hensel	Hall of Fame Curator
Jacob Svais	Hall of Fame and Stadium Tours Sales Executive
Justine Kampefer	Hall of Fame and Stadium Tours Coordinator
Forrest Rabach	Stadium Services Coordinator
Barb Van De Hey	Guest Services Coordinator
LaFawn Joslin	Guest Services Assistant/Switchboard
Betsy Frenzel	Guest Services Assistant/Atrium Concierge
Karyn Erdman	Guest Services Assistant
Jeff Johnson	Guest Services Assistant
Terry Kuntz	Guest Services Assistant
Sue Last	Guest Services Assistant/Atrium Concierge
Jake Krueger	Hall of Fame and Stadium Tours Intern
Laura Wagner	Guest Services Intern

TICKETING & PREMIUM SEATING

Jason McDonough	Director of Ticketing and Premium Seating
Philip Caldwell	Assistant Director of Ticketing
Daniel Moss	Assistant Director of Premium Seating
Chris Kloehn	Ticket Office Coordinator
Sue Zernicke	Senior Ticket Office Coordinator
Jeff Burrue	Ticket Operations Coordinator
Scout Johnson	Premium Seating Sales Executive
Nick Castillo	Premium Seating Coordinator
Kelly Englebert	Premium Seating Coordinator
Molly Linnane	Premium Seating Coordinator
Veronica Brost	Premium Seating Intern
Erica Conrad	Ticketing Intern
Taylor Kellner	Ticketing Intern



First Season: 1919 (independent)
First NFL Season: 1921 (American Professional Football Association)
Founders: E.L. "Curly" Lambeau and George Whitney Calhoun
All-Time Record: 836-624-38 (.572) in league games
 Reg. Season: 799-598-38 (.572)
 Postseason: 37-26 (.587)
NFL Titles: 13 — 1929-31, 1936, 1939, 1944, 1961-62, 1965-67, 1996, 2010, 1965-67, 1972, 1995-97, 2002-04, 2007, 2011-14, 2016, 2019-21
Division Titles: 26 — 1936, 1938-39, 1944, 1960-62, 1965-67, 1972, 1995-97, 2002-04, 2007, 2011-14, 2016, 2019-21
Conference: National Football Conference
Division: North Division
Training Camp: Lambeau Field, Green Bay, Wis. Including Ray Nitschke Field and Don Hutson Center

Stadium: Lambeau Field
Capacity: 81,041
Surface: SISGrass
Year Opened: 1957
League Games: 419 (incl. 25 postseason, 67 years)
Team Colors: Dark Green (PMS 5535), Gold (PMS 1235) and White
Radio: Flagship — The Game WRNW (97.3 FM) and statewide Packers Radio Network
Preseason TV: WTMJ-TV (Ch. 4) in Milwaukee and WGBA-TV (Ch. 26) in Green Bay originate state/regional network
City of Green Bay:
 Population: 106,095
 TV Market: 68th
 Average Snow: 51.4 inches/year
 Avg. High Temp: 81° F in July; 26° in January

SHAREHOLDERS

- The Green Bay Packers have been a publicly owned, nonprofit corporation since 1923. They were first organized as the Green Bay Football Corp., and then reorganized in 1935 as Green Bay Packers, Inc.
- There are approximately 5,204,615 shares owned by 539,029 stockholders — none of whom receives any dividend on the initial investment.
- The corporation is governed by a board of directors and a seven-member executive committee.
- One of the more remarkable business stories in American history, the team is kept viable by its shareholders — its unselfish fans. Even more incredible, the Packers have survived during the current era, permeated by free agency and the NFL salary cap. And, thanks in large part to Brown County's passage of the 2000 Lambeau Field referendum, the club will remain solvent and highly competitive well into the future due to its redeveloped stadium.
- Fans have supported the team financially on several occasions, including six stock sales: 1923, 1935, 1950, 1997, 2011 and 2022.
- To protect against someone taking control of the team, the articles of incorporation prohibit any person from owning more than 200,000 shares.



GREEN BAY PACKERS 2024 MEDIA GUIDE

Editor: Tom Fanning

Research: Nate LoCascio, Claire Trattner, Cliff Christ

Proofreading: John Watters, Nate LoCascio, Claire Trattner, Cliff Christ

Writing: Tom Fanning, Nate LoCascio, Jason Wahlers, Sarah Quick, Aaron Popkey, Katie Hermens, Cliff Christ

Additional editorial, writing, design and research assistance: Autumn Thomas-Beenenga, Melanie Marohl, Cathy Dworak, Bobbi Jo Eisenreich, Brent Hensel, Tom Pigeon, Eric Goska, *Green Bay Press-Gazette* and *Milwaukee Journal Sentinel* archives and special acknowledgement to previous communications/public relations staff members and interns.

Cover: Designed by Treena Scharbius; TreeHouse Design.

Other photos: Evan Siegle, Corey Wilson, Vernon Biever, James Biever, Matt Becker, Harmann Studios, *The Associated Press*, AP Images, Getty Images, the Stillier-Lefebvre collection (including the Neville Public Museum), Duke Bobber, Tyler Gajewski, Brenda Spaude, Steve Ryan, Keegan Wright, NFL Photos, David Elliott, the *Green Bay Press-Gazette*, Rick Wood (*Milwaukee Journal Sentinel*), Cathy Dworak, Bobbi Jo Eisenreich, Tom Hauck, Elkus Manfried Architects, Wild Blue Technologies and all sports information departments from schools of draft choices and undrafted free agents, recent and years past.

The team wishes to thank the following for their invaluable help in producing this guide: the entire staff at **Elias Sports Bureau** (including Seymour Siwoff, Steve Hirdt, Santo Labombarda, Alex Stern, Peter Hirdt, Chris Thorn, Frank Labombarda, John Labombarda, Kevin Hines, Ken Hirdt, Tom Hirdt, Randy Robles, Bob Rosen, Rob Tracy, Bob Waterman, Matt Martingale, Todd Betzag, Sal D'Agostino, John Carson, Chris Slowik, Dan Hopard, Dennis Hirdt, John McCarthy, Ben Rosenberg and Jennifer Giaconia); **TruMedia**; **Sportradar**; **STATS LLC**; **pro-football-reference.com**; **Brown County Library** (Mary Jane Herber); **Jostens Corporation** (Ken Westland & Bob Skoronski); the **NFL communications department** (including Mike Signora, Zak Gilbert and Sam Drexler); Paul Spinelli; **NFL player personnel** (Joel Bussert); **NFL Films**; the **Pro Football Hall of Fame** (Pete Fierle and Saleem Choudhry); the **Packers Hall of Fame** (Tom Murphy); **Z.D. Studios** (including Jason Albert); **CoSiDA** and the sports information departments at its member schools; colleagues at other NFL teams; and **Press Pass Ink** (Shirley Cleerman).

Most of the historical data covering the Packers' first 50 years from 1919 to 1968 was taken from the team's official records; Packers press books and press guides dating to the early 1930s; interviews with former players, staff members and fans dating to the 1920s; the Brown County Library's local history department; and the pages of the *Green Bay Press-Gazette*. George Whitney Calhoun, co-founder of the Packers, worked for the paper for 40 years as a telegraph editor, city editor and sports editor and continued to write columns in retirement about Packers history until his death in 1963. For nearly 30 years, from 1919 to 1947, Calhoun also doubled as the Packers' publicist. In addition, he was the team's secretary for nearly 20 years and a member of its board of directors for nearly 35 years.

Additional historical input was derived from the writings of Val Schneider, Art Bystrom, John Walter, Art Daley and Lee Rimmel of the *Green Bay Press-Gazette* and Bud Lea and several others from the *Milwaukee Sentinel* and *The Milwaukee Journal*.

The following books also were used as sources: the annual *NFL Record & Fact Book*, *Total Packers*, *Total Football II*, the *NFL Encyclopedia* and *The Packer Legend* by John Torinus. Other valuable information was gleaned from Ron Wolf, Eric Goska, John Maxymuk, Rick Gosselein, David Dolan, Guy Hankel, Joe Cronin, and John Karl and family.

Printing: Walsworth in association with Press Pass Ink. Printed on recycled paper.



»» IN THE COMMUNITY

GO
GO PACK GO
GO

GREEN BAY PACKERS GIVE BACK

The team's all-encompassing community outreach initiative includes the Green Bay Packers Foundation; appearances made by players, alumni, coaches and staff; football outreach; cash and in-kind donations; Make-A-Wish visits and community events.

PACKERS COMMUNITY OUTREACH MISSION:

We believe in being inclusive of all groups. As the only community-owned NFL team, we are committed to developing youth, strengthening communities and recognizing the positive impact of current and former players.



GREEN BAY PACKERS GIVE BACK



DEVELOPING YOUTH THROUGH EDUCATION & OTHER SUPPORT

- CHARACTER PLAYBOOK
- CHARACTER PLAYBOOK COMMUNITY IMPACT PROJECT
- EMPOWER WISCONSIN
- FREE BOOK FAIRS
- LEAP FOR LEARNING PROGRAM
- PACKERS STUDENT ART CONTEST
- SCHOLARSHIPS
- SOCIAL RESPONSIBILITY COMMUNITY GRANT
- TIMEOUT FOR READING
- TUNDRA TALES READING PROGRAM

DEVELOPING THE SPORT FROM GRASSROOTS

- 11-ON
- COACHING SCHOOL
- EXCEPTIONAL ABILITIES CHALLENGE
- FOOTBALL OUTREACH CAMPS
- FOOTBALL OUTREACH GRANT AND EQUIPMENT DONATION OPPORTUNITIES
- GIRLS FLAG OPEN
- HIGH SCHOOL COACH OF THE WEEK
- HIGH SCHOOL PLAYS OF THE MONTH
- NFL FLAG REGIONAL TOURNAMENT
- PACKERS HELMET GIVE BACK PROGRAM

STRENGTHENING COMMUNITIES WITH COMMUNITY EVENTS

COMMUNITY BLOOD DRIVES
FESTIVAL OF LIGHTS
PROJECT PLAY 60
SPOOKTACULAR
THANKSGIVING DINNER

STRENGTHENING COMMUNITIES WITH MONETARY & IN-KIND GIVING

AEDS AND ACCOMPANYING TRAINING
AUTOGRAPHED ITEMS
CAUSE-SPECIFIC GIVING
COMMUNITY EVENTS GRANTS
DONATIONS OF BEDDING, CLOTHING AND
TOILETRY ITEMS
EVENT SPONSORSHIPS
GREEN BAY PACKERS GIVE BACK IMPACT GRANT




STRENGTHENING COMMUNITIES THROUGH STAFF GIVING & VOLUNTEERISM

DOLLARS FOR DOERS DONATIONS
GREEN BAY PACKERS UNITED WAY CAMPAIGN
LADIES OF LAMBEAU
MATCHING GIFTS DONATIONS
PACKERS GIVE BACK DAYS

PLAYERS' IMPACT

APPEARANCES
ED BLOCK COURAGE AWARD
MADDEN PLAYER OF THE GAME RECIPIENT
MAKE-A-WISH VISITS
MY CAUSE MY CLEATS
PALS PROGRAM
PLAYER INITIATIVES
THE SALVATION ARMY RED KETTLE CAMPAIGN
WALTER PAYTON MAN OF THE YEAR NOMINEE



ALUMNI IMPACT

ALUMNI SPORTING CLAYS
ALUMNI WEEKEND
APPEARANCES
HALL OF FAME TOURS
PACKERS EVERYWHERE PEP RALLIES
PACKERS TAILGATE TOUR
WE CAN MOROCCO

GREEN BAY PACKERS FOUNDATION


ANNUAL GRANT DISTRIBUTION
• STATEWIDE
GIVE BIG GREEN BAY
IMPACT GRANTS
• BROWN COUNTY
• DANE COUNTY
• MILWAUKEE COUNTY

INSPIRE CHANGE

INSPIRE CHANGE CHANGEMAKER AWARD
PACKERS PROTECT & SERVE AWARD
SOCIAL-JUSTICE IMPACT GRANTS

PACKERS VS. CANCER CAMPAIGN

PACKERS VS. CANCER HIGH SCHOOL
FOOTBALL GAME





MILITARY SUPPORT

FLIGHT OF CHAMPIONS
 HONORING RETIRING MILITARY MEMBERS
 HUDDLE FOR HEROES
 MILITARY APPRECIATION WEEK
 NFL SALUTE TO SERVICE AWARD
 OPERATION FAN MAIL
 Presented by Network Health
 PACKERS GIVE BACK VETERANS IMPACT GRANT
 SALUTE TO SERVICE MONTH
 SALUTE TO SERVICE TOURNAMENT
 VETERANS CLINIC VISIT
 WISCONSIN CHALLENGE ACADEMY VISIT

TRAINING CAMP & GAMEDAY ACTIVITIES

BACK TO FOOTBALL CAMPAIGN
 DEFENDING OUR HOME TURF
 FIRST DOWNS FOR TREES
 HIGH SCHOOL QUARTERBACK CHALLENGE
 Presented by HPE and Camera Corner
 PACKERS FAMILY NIGHT
 Presented by Network Health
 PACKERS GIVE BACK GAME
 TACKLE HYGIENE WITH EVERY CATCH
 TOUCHDOWNS FOR HUNGER
 TRAINING CAMP NONPROFIT OF THE DAY

MORE DETAILED INFORMATION ON GREEN BAY PACKERS GIVE BACK CAN BE FOUND ON WWW.PACKERS.COM/COMMUNITY





» **ADMINISTRATION & COACHES**

GO PACK GO
GO PACK GO
GO PACK GO



MARK MURPHY

President & Chief Executive Officer

Mark Murphy, possessor of extensive experience in professional football and sports administration, is in his 17th year as the Packers' President and CEO.

Under Murphy's guidance, the organization continues to rank as one of the NFL's premier franchises, with highly successful operations both on and off the field. On the field, the team has compiled a 174-106-2 overall record (.621), the NFL's third-best mark during Murphy's tenure. Additionally, the club has made 12 playoff trips, including a team-record eight straight (2009 to 2016), advanced to five NFC title games and earned a victory in Super Bowl XLV. Last year, the Packers became the NFL's youngest team to make the postseason since the 1974 Buffalo Bills and were the youngest team to win a playoff game since the 1970 AFL-NFL merger. Off the field, the club continues to perform well in its business efforts, which allows the organization to support football operations. The fan experience at Lambeau Field, a top priority for the organization, continues to be ranked among the best in sports.

It was a direction both Murphy and the organization envisioned when Murphy was elected by the Packers' Board of Directors as the franchise's 10th Chief Executive Officer on Dec. 3, 2007. He began his work with the organization as president-elect on Jan. 1, 2008, and then formally took over on Jan. 28, 2008. The 2024 Packers season will be Murphy's final season as CEO as he will reach the club's retirement age of 70 in July 2025.

"I am honored to have been selected and very appreciative of this tremendous opportunity," Murphy said the day of his election. "The Packers are one of the great franchises in all of professional sports, with a rich history and incredible fan support. These are successful times for the Packers. On the field they're performing well, and off the field, they're in great shape, too. I look forward to being a part of that continued success."

Murphy, who holds a law degree and an MBA in finance, brought a unique and highly qualified background to his role as head of one of the NFL's flagship franchises, first drawing from a deep understanding and appreciation of the game that comes from an eight-year playing career with the Washington Redskins. Later, he served a combined 16 years as director of athletics at Colgate University and Northwestern University and was an assistant executive director of the NFL Players Association and a trial attorney with the U.S. Department of Justice.

In addition to his playing career and work with the NFL Players Association, Murphy had maintained his ties to the NFL through his work on the Commissioner's Player Advisory Committee (1994-2002) as well as the NFL Youth Football Committee (2002-2011). Additionally, his NFL experience includes Super Bowl wins as a player (XVII, 1982) and as a CEO (XLV, 2010), believed to be the first such achievement in league history.

NFL commissioner Roger Goodell, recognizing the unique experience and skills Murphy brought to the NFL as the Packers' CEO, in 2008 appointed him to the NFL's Management Council Executive Committee, the NFL owners' committee whose responsibility was to serve as the bargaining team during negotiations with the NFL Players Association which resulted in a 10-year Collective Bargaining Agreement in 2011, and a new CBA in 2020 that extends through the 2030 season. The position has afforded Murphy the opportunity to regularly contribute at the league level, ensuring the organization has a voice in NFL matters.

"Mark's rare blend of experiences makes him integral to the future of the Packers and the NFL," said Goodell when appointing Murphy. "His accomplishments as an NFL player, his work with the NFLPA, and now his leadership of the Packers, provide a unique perspective to the league and also to the players. He's very effective in discussions with NFLPA executives. Mark is a bright and thoughtful individual who understands what needs to get

AT A GLANCE ...



- Named Packers President/CEO on Dec. 3, 2007, by the Packers' Board of Directors; formally assumed position on Jan. 28, 2008. The 2024 Packers season will be Murphy's final season as CEO as he will reach club retirement age of 70 in July 2025.
- Serves on the NFL's Management Council Executive Committee, College Relations Committee, Player Safety Advisory Panel, Health and Safety Committee and NFL Foundation Committee.
- Served a combined 16 years as director of athletics at Northwestern University (2003-07) and Colgate University (1992-2003) prior to joining the Packers.
- Enjoyed an eight-year NFL playing career with the Washington Redskins (1977-84); served as co-captain from 1980-84, including the Super Bowl title team of 1982. Earned All-Pro and Pro Bowl honors in 1983 after leading the NFL with nine INTs.
- Is believed to be the only person to earn a Super Bowl ring as a player (XVII, 1982) and as a team's chief executive (XLV, 2010).
- Served as Washington's player representative to the NFL Players Association from 1980-84, including the position of vice president of the players union (1983-84).
- Holds a law degree from Georgetown University (1988) and an MBA in finance from American University (1983).
- Served as assistant executive director of the NFL Players Association (1985-88) and as a trial attorney with the U.S. Department of Justice (1989-92).
- Served on the NFL Commissioner's Player Advisory Committee (1994-2002) and the NFL Youth Football Committee (2002-2011), and currently serves on USA Football's Board of Directors.
- While a player with Washington, participated in the second-highest-scoring game in *Monday Night Football* history, a 48-47 loss to the Packers on Oct. 17, 1983, at Lambeau Field. It is the highest-scoring regular-season game in Packers history.

done to create a system that benefits all sides for years to come. He is very reasonable and wants what's best for fans, the game and players, as we all do."

Murphy also serves on the Health and Safety Committee, the College Relations Committee, the Player Safety Advisory Panel and the NFL Foundation Committee. He also served on the Competition Committee for a number of years.

Upon joining the Packers, Murphy broadened his knowledge of the franchise, its operations and its standing in the community by meeting with employees, shareholders, fans and members of the Board of Directors, as well as many community groups.

Among his first initiatives was to update the organization's strategic plan, a process involving all the leadership positions of the organization, including the Executive Committee and football operations. The process created core objectives to serve as a backdrop for all key business decisions. In a move to enhance those objectives, Murphy restructured the management of the organization, which included creating a new senior-leadership staff overseeing administration and finance, communications, football operations, human resources, legal, marketing and fan engagement, and sales and corporate partnerships. The structure reflects the growth the organization has experienced in recent years and gives broader coverage across all operations with more people involved on a senior-management level. Likewise in 2018, Murphy restructured the football operation with the head coach, general manager and executive vice president/director of football operations reporting to the president and CEO, a move that has improved communication and collaboration.

Murphy also is directing the organization's master plan involving Lambeau Field, the Lambeau Field Atrium, the practice facilities, and property the organization owns adjacent to the stadium.

Under his guidance since 2008, more than \$600 million has been invested in Lambeau Field, all financed without public tax money. Included in the projects were an expansion and renovation to the stadium and Atrium that included a new distributed-audio sound system (2011); two then-new HD video boards and Bellin Health Gate on the north end of the stadium (2012); 7,000 additional seats in the south end zone served by the Invalisgal Gate (2013); a larger Oneida Nation Gate and new football facilities (2013); the American Family Insurance Gate, a redeveloped Harlan Plaza and new Packers Pro Shop (2014); a new Packers Hall of Fame and restaurant, 1919 Kitchen & Tap (2015); a renovation of suites and club seats (2017); an upgrade of the stadium concourses, including renovated concessions and enhanced sound systems and larger video monitors, new video boards (2023); and expanded football facilities, including new team meeting rooms, position meeting rooms, coaches' and personnel offices and a new larger conditioning rehabilitation and instructional center (CRIC) (2023). Additionally, the club's administrative offices are undergoing renovations that will be complete in early 2025.

To support the Lambeau Field projects, Murphy directed the Packers' fifth and sixth stock sales, efforts that netted the organization more than \$129 million combined. More than 466,000 shares were sold during the offerings, ending in 2011 and 2022, respectively, with more than 426,000 new shareholders joining the Packers' ownership ranks.

To the west of Lambeau Field, Tittletown has dramatically taken shape over the last several years. The 45-acre mixed-use real-estate development that was announced in 2015 is building upon the success of the renovated Lambeau Field and complements the vibrant business and hospitality clusters in the area that have experienced enhancement in recent years. Tittletown, which opened in 2017, has become a destination for visitors and residents alike with its public park and plaza a hub of activity year-round, including snow-tubing lanes on Ariens Hill and an ice-skating rink and trail in the winter. The public park also has a 100-yard artificial-surface football field and a state-of-the-art playground. Lodge Kohler, a four-diamond hotel; Bellin Health Tittletown Sports Medicine & Orthopedics; and Hinterland Restaurant and Brewery have been successful anchor tenants. Opening in 2019 was TittletownTech, a joint venture between the Packers and Microsoft aimed at driving regional economic growth and job creation by helping businesses transform their operations through technology and digital innovation. The TittletownTech building also houses additional entertainment and commercial properties, including an "entertainment" concept – The Turn powered by Topgolf Suites – and an experiential Associated Bank branch, as well as the BelAir Cantina. Tittletown also features townhomes, an apartment building (Tittletown Flats), the five-story U.S. Venture Center office building and an athletic club (opening in 2025), with both residents and workers now enjoying the ability to live, work, play and create.

Among the other initiatives Murphy has directed are the enhancement of the organization's retail operations, including the purchase of a distribution center for the Packers Pro Shop, and the establishment of a customer relationship management (CRM) program, with both efforts upgrading customer service to Packers fans.

Murphy also has worked to increase the number of outside events utilizing Lambeau Field, including Kenny Chesney concerts in 2011 and 2015, a Billy Joel concert in 2017, a Paul McCartney concert in 2019 and LZ Lambeau in May 2010, a welcome back for Wisconsin Vietnam veterans. In September 2016, the Lambeau Field College Classic, presented by Carmex, saw the LSU Tigers play the Wisconsin Badgers in the stadium's first college football game since 1981. Wisconsin is scheduled to return to Lambeau Field on Sept. 5, 2026, to face Notre Dame, a date that had to be rescheduled from 2020 due to COVID-19. Additionally, soccer made its Lambeau Field debut in 2022, with Bayern Munich facing Manchester City in a friendly on July 23. The organization and Greater Green Bay also were selected to host the 2025 NFL Draft, which will deliver an estimated \$94 million impact to Wisconsin, adding to the team's estimated annual economic impact of \$400 million. Additionally, Murphy has ensured the organization remains a strong community partner, with a charity impact of nearly \$10 million in the past year.

Inside the organization, Murphy continues to grow and develop the team's human resources, with new programs addressing diversity, equity and inclusion and leadership development.

The 69-year-old Murphy joined the Packers after 4½ years (2003-07) as director of athletics at Northwestern University. At the Big Ten Conference school, Murphy oversaw a 19-sport program with a \$40 million budget and 160 full-time employees. During his tenure, the school won eight individual national championships and three NCAA team titles. Additionally, the university won nine conference team championships and 34 individual Big Ten titles. A total of 49 Wildcats earned first-team All-America distinction. On the football field, the Wildcats participated in two bowl games during Murphy's tenure after playing in just four previous contests in the program's history. The Wildcats ranked among the top 30 in the U.S. Sports Academy Directors' Cup standings for the last three years of Murphy's tenure and in 2007 finished sixth among Big Ten schools for the third straight year after previously not placing higher than ninth.

The school's athletic success under Murphy was achieved while its student-athletes continued to excel off the field. The NCAA Graduation Success Rate (GSR) data released in October 2007 reported Northwestern's rate at 98 percent, tying it with Notre Dame and Navy for No. 1 in the nation.

Prior to his tenure at Northwestern, Murphy served as director of athletics at Colgate University in Hamilton, N.Y. (1992-2003), the school from which he graduated in 1977. During his 11 years at the helm, the university experienced a renaissance of its football program, going from 0-11 in 1995 to three consecutive appearances in the NCAA Division I-AA playoffs. In 2003, the year after Murphy's departure to Northwestern, the team made it to the championship game; the achievement of that squad – a non-scholarship program – remains one of Murphy's proudest moments.

Colgate's other teams experienced success as well, with numerous programs making NCAA tournament appearances and the school's student-athletes achieving graduation rates among the highest in Division I. A proud alumnus, Murphy had the honor of delivering the address for the university's 2012 graduation ceremony.

A former All-Pro safety for the Washington Redskins, Murphy

PACKERS PRESIDENTS/CHIEF EXECUTIVE OFFICERS

Andrew B. Turnbull (Sept. 17, 1923–June 27, 1928)	¹ Russ Bogda (Feb. 2, 1953–Feb. 22, 1958)
Ray Evrard (June 27, 1928–Aug. 1, 1929)	² Dominic Olejniczak (April 28, 1958–May 3, 1982)
Dr. W.W. Kelly (Aug. 1, 1929–June 13, 1930)	³ Robert Parins (May 3, 1982–June 5, 1989)
Lee Joannes (June 13, 1930–July 25, 1947)	⁴ Bob Harlan (June 5, 1989–Jan. 28, 2008)
Emil Fischer (July 25, 1947–Feb. 2, 1953)	⁵ Mark Murphy (Jan. 28, 2008–present)

¹Bogda submitted a letter of resignation on Dec. 13, 1957, due to health reasons, but the executive committee rejected it. He died on Feb. 22, 1958. In the interim, Dominic Olejniczak was elected executive vice president and carried out Bogda's duties.

²Olejniczak was officially elected president on April 28, 1958.

³Parins replaced Olejniczak as principal executive officer on Oct. 11, 1981, but wasn't officially elected president until May 3, 1982.

⁴Harlan was elected president & chief executive officer on June 5, 1989. John Jones was elected president & chief operating officer on May 31, 2006. Harlan became chairman of the board, but remained CEO. Less than two weeks later, Jones underwent open-heart surgery. He returned to work for roughly nine months, but took a leave of absence for personal reasons on May 26, 2007. Jones resigned on July 20, 2007, and Harlan remained the chief officer of the organization until Jan. 28, 2008.

⁵Murphy was named on Dec. 3, 2007. He assumed the duties on Jan. 28, 2008.

enjoyed an eight-year career (1977-84) after originally signing with the team as an undrafted free agent in 1977. He was a co-captain from 1980-84, a period that included two Super Bowl teams (1982-83). He enjoyed his finest season in 1983, leading the NFL with nine interceptions and earning consensus All-Pro honors as well as a trip to the Pro Bowl. Murphy posted 24 INTs from 1980-83, the most in the NFL over that four-year span. He was named as one of Washington's "70 Greatest Players," as well as one of the team's 80 greatest players, and also is a member of the club's 50th Anniversary Team.

Joe Gibbs, the Hall of Fame former coach of Washington who led the team during Murphy's 1981-84 seasons, was appreciative of the player's contributions and lauded the Packers' hiring of Murphy.

"Mark meant a lot to the organization the years he was here and played," Gibbs said. "He was a great person along with being one of the brightest and most competitive people we've had here."

Gibbs had an influence on Murphy as well, as the Packers' CEO attributes much of his leadership style to what he learned from the successful Washington coach.

"He had many leadership traits that I admired and tried to incorporate into my own leadership style," said Murphy. "He had a very natural way about him with the way he related to people, and he was accessible. He was a very effective communicator, too, as most great leaders are. And when he worked with you, he was very fair and sincere. All those skills and traits fueled his awesome ability to motivate his teams." Murphy later invited Gibbs to serve as the keynote speaker at the annual Packers All-Organization meeting.

A natural leader among his teammates, Murphy served as Washington's player representative to the NFL Players Association from 1980-84, including the position of vice president of the players union (1983-84). While a representative, he served on the players' bargaining committee during the 1982 players' strike. Those experiences have served him well in his role on the NFL's Management Council Executive Committee.

During his days with Washington, Murphy earned an MBA in finance from American University in Washington, D.C., attending classes full-time in the offseason and evening classes in-season. Upon completion of his playing career in 1985, he joined the NFL Players Association as assistant executive director. While with the NFLPA, Murphy served on the bargaining team, including during the 1987 players' strike, developed the agent-certification system and strengthened the PA's degree-completion and career-counseling programs.

While with the NFLPA, he started work on a law degree from Georgetown University and ultimately finished his studies full-time after leaving the Players Association. Upon receiving his law degree in 1988, he worked at a Washington, D.C., law firm (Bredhoff and Kaiser) before becoming a trial attorney with the U.S. Department of Justice in 1989.

During a four-year career with the Department of Justice, he primarily represented government agencies in trials. Then, in 1992, his alma mater called and he returned to the sports realm.

Born in Fulton, N.Y., Murphy spent some of his formative years in the Houston area before moving back to the Buffalo-area community of Clarence. He was a three-sport star (football, baseball and basketball) at Clarence Central High School and was named the best all-around athlete in Western New York during his senior year. His baseball talents drew attention from major-league scouts. In 2002, he was inducted into the Greater Buffalo Sports Hall of Fame in recognition of his achievements both on and off the field. In February 2016, Murphy returned to Clarence Central High School to present a golden football as part of the NFL's 50th Super Bowl celebration.

Murphy and his wife, Laurie, who also is a Colgate graduate, have been involved in the communities in which they've lived, donating their time to numerous organizations. While in Chicago,



Murphy served on the bid committee for the 2016 Olympics, which eventually were awarded to Rio de Janeiro, Brazil. While at Colgate University, Murphy formed the Hamilton Youth Basketball League and served as its commissioner. Heavily involved in the community while with Washington, Murphy was named the team's "Miller Man of the Year" in 1984 in honor of his work off the field.

In Green Bay, Murphy continues a busy schedule of meeting with fans and shareholders, as well as speaking to a variety of business and community groups. He also has given his time to several community organizations to help their causes, including Big Brothers Big Sisters. Murphy also serves on the University of Wisconsin-Green Bay's council of trustees and co-chaired a recent capital campaign. Additionally, Murphy is an advisory board member of the Positive Coaching Alliance, an organization created to transform the culture of youth sports to give all young athletes the opportunity for a positive, character-building experience, and is vice chairman of USA Football's board of directors. In 2021, Murphy was the recipient of the Rotary Club of Green Bay's Free Enterprise Award in recognition of his leadership of the Packers' significant business growth and positive community impact. He served as the honorary chair of the National Railroad Museum's recent capital campaign.

Mark and Laurie are active supporters of foster-care services in Brown County and have had the pleasure of serving as foster parents in the community. Laurie established the JAS (Journey to Adult Success) House in downtown Green Bay for teenagers who age out of foster care; a second house with 12 additional beds was added in 2023. She is also involved in a number of national and local organizations whose missions support hunger relief, as well as housing and education for underserved populations. In addition, Laurie established "Ladies of Lambeau," an inclusive group of women who are associated with the Green Bay Packers. The group hosts an annual hands-on event at Lambeau Field which benefits a variety of nonprofit organizations.

Mark and Laurie have four adult children: Katie, a graduate of Harvard who played basketball for the Crimson and lives in Chicago with her husband, Eugene Kornel, son, Richard, and daughter, Isabelle, and works at Linden Capital Partners; Emily, a graduate of Middlebury (Vt.) College with a degree in Chinese and of the University of Michigan with a master's in social work who lives with her husband, Robert Kraynak, and daughters, Louise, Dorothy and Willa, and is a social worker in Door County, Wis.; Brian, a graduate of Amherst (Mass.) College, where he played football for the Lord Jeffs, and of the University of Texas with an MBA who is the co-founder of Ranch Rider Spirits Company, specializing in craft cocktails, and lives with his wife, Hayley, in Atlanta and the couple is expecting a child this summer (due July 13); and Anna, a graduate of Northwestern University who also earned her MBA from its Kellogg School of Management and is a leadership coach in Los Angeles where she lives with her husband, Tali.

Away from work, Mark enjoys playing golf, fishing and participating in various forms of exercise, including bicycling, cross-country skiing and walking.



ED 
POLICY
 Chief Operating Officer & General Counsel



FRONT OFFICE

Ed Policy, an executive with significant sports and legal experience, is in his seventh year as the Green Bay Packers' chief operating officer and general counsel, a position he was promoted to on Jan. 17, 2018, after serving six years as the organization's vice president and general counsel.

Policy, who started with the Packers on Aug. 1, 2012, has an extensive background that includes work in professional football with the Arena Football League and the NFL, and broad legal experience with litigation, sports labor relations, sports facility construction and commercial real estate.

In addition to directing the organization's legal affairs, Policy represents the Packers at the NFL level on legal matters and leads the organization's communications, marketing and fan engagement, sales and business development, security, and development and hospitality departments.

Policy also leads the club's endeavors to develop Titetown, a 45-acre mixed-use real estate development immediately west of Lambeau Field. Titetown is maximizing its unique location to attract visitors, spur regional economic growth, offer amenities to residents and complement the greater Green Bay area's draw as an excellent location to live, work, play and visit on a year-round basis. A chief component of the development spearheaded by Policy is TitetownTech, a joint venture with Microsoft that consists of a venture capital fund, an innovation lab and a new-venture studio.

"Ed's been an outstanding leader for us and has shown tremendous growth in recent years," said Packers President and CEO Mark Murphy. "His work on Titetown has been excellent, and will be invaluable to the organization and community for years to come. I'm confident that Ed will continue to excel in his role."

Policy's professional sports experience includes nine years (2001-09) with the Arena Football League, including a period (2008-09) in which he served as commissioner, president and CEO. He also served as deputy commissioner and president (2006-08), chief operating officer (2004-06) and executive vice president-strategic league development and legal affairs (2001-04). During his tenure with the league, he oversaw all business and operations of the AFL, including strategic development, legal affairs, sales, finance, marketing, broadcasting, digital media, football operations, labor relations, events and human resources.

Policy also served as an executive consultant with the NFL (2009-10), a position in which he advised and assisted NFL

AT A GLANCE ...



- Joined the Packers organization as vice president and general counsel on Aug. 1, 2012; promoted to chief operating officer and general counsel on Jan. 17, 2018.
- Professional experience includes nine years in executive leadership roles with the Arena Football League, including commissioner, president and CEO, and a year as an executive consultant with the NFL.
- Broad legal experience includes litigation, sports labor relations, sports facility construction and commercial real estate.
- Three-time recipient of the *SportsBusiness Journal's* Forty Under 40 award in recognition of his achievements in sports business, and a member of the Forty Under 40 Hall of Fame.
- A native of Youngstown, Ohio, and a graduate of the University of Notre Dame and Stanford University Law School.

COMMUNITY

senior management in strategic and development matters and also worked with senior executives on special projects within various business areas.

Before joining the Packers, the 53-year-old Policy served as president of a fully funded startup company developing a sports media and entertainment property. He had served in that role since September 2010.

Earlier in his professional career, Policy practiced law at Thompson Hine LLP in Cleveland (1999-2001), where his work included litigation, sports labor relations, sports facility construction and commercial real estate, and also at Heller Ehrman in San Francisco (1994-99). He is a member of the state bars of California and Ohio, and a member of the Sports Lawyers Association. He is a three-time recipient of the *SportsBusiness Journal's* Forty Under 40 award in recognition of his achievements in sports business, and a member of the Forty Under 40 Hall of Fame.

A Midwestern native, Policy was born and raised in Youngstown, Ohio. He earned a bachelor's degree with honors in accounting with an emphasis in finance from the University of Notre Dame in 1993 and a law degree from Stanford University in 1996. In the Green Bay community, he serves on the boards of directors of the Brown County United Way, the Greater Green Bay Community Foundation, the Greater Green Bay Convention and Visitors Bureau and the Green Bay YMCA, as well as on the community leadership council of Achieve Brown County.

He and his wife, Christy, have two sons, Carmen, 16, and Luke, 13.

FRONT OFFICE

VETERANS

DRAFT & FREE AGENTS

2023 REVIEW

RECORDS & HISTORY

LAMBEAU FIELD

MISC.

NOTABLE GREEN BAY-AREA STREETS NAMED AFTER PACKERS

Brett Favre Pass	Brett Favre
Donald Driver Way	Donald Driver
Hinkle Street	Clarke Hinkle
Holmgren Way	Mike Holmgren
Hutson Street	Don Hutson
Isbell Street	Cecil Isbell
Lambeau Street	Curly Lambeau
Lewellen Road	Verne Lewellen
Lombardi Avenue	Vince Lombardi
Mike McCarthy Way	Mike McCarthy
Reggie White Way	Reggie White

Ron Wolf Way	Ron Wolf
Starr Court	Bart Starr
Tony Canadeo Run	Tony Canadeo

NOTE — In 1998, the Main Street Bridge, connecting Green Bay's east and west sides across the Fox River, was renamed the Ray Nitschke Memorial Bridge. In 2021, the Walnut Street Bridge was renamed the Bart Starr Memorial Bridge. Canadeo Street, named after Tony Canadeo, no longer exists after construction of new housing in the late 1980s.



BRIAN GUTEKUNST

General Manager

Entering his 26th season overall with the Packers and seventh as the team's general manager, Brian Gutekunst was named to his position on Jan. 8, 2018. During his 25 seasons with the club, he has helped the Packers rank No. 2 in the NFL over that span in both playoff appearances (17) and division titles (12), highlighted by six appearances in the NFC Championship Game and a Super Bowl title (XLV).

In Gutekunst's six seasons leading the Packers' personnel department, Green Bay posted 13 wins and captured the NFC North crown in three consecutive seasons (2019-21), the first time in NFL history a team recorded three straight 13-win seasons, while the 39 victories from 2019-21 rank No. 1 in franchise history over a three-season span. The Packers have the top record in the NFC (56-27, .675) since 2019 and are tied for No. 1 in the conference with four playoff appearances over that span.

"We could not be more excited to elevate Brian to the position of general manager," said team President and Chief Executive Officer Mark Murphy at the time of Gutekunst's promotion. "He has earned this opportunity throughout his 19 years with the Packers, proving to not only be a skilled talent evaluator, but a trusted and collaborative leader. His time under the direction of former Packers general managers Ron Wolf and Ted Thompson will undoubtedly serve him well as we work toward our next Super Bowl championship. I am confident that he is the man that will help get us there."

Over his first six seasons constructing the roster, Gutekunst (Gootuh-kunst) acquired 13 players who earned All-Pro honors from *The Associated Press*, were named to the Pro Bowl or selected as alternates or were named to the PFWA All-Rookie team. His first draft pick as the team's general manager, CB Jaire Alexander, is a two-time AP All-Pro selection (2020, 2022) and also earned Pro Bowl recognition in both of those seasons. He joined Charles Woodson (four) and Herb Adderley (seven) as the only Packers cornerbacks to be named to multiple AP All-Pro teams. Drafted by Gutekunst in 2019, G/T Elgton Jenkins was named to the Pro Bowl in 2020 and 2022 and also garnered All-Rookie honors in '19. LB Rashan Gary, a first-round selection by Gutekunst in 2019, was named a Pro Bowl alternate in both 2021 and 2023 and was one of only two linebackers in the NFL (T.J. Watt) to post 25-plus sacks (29½), 70-plus QB hits (73), five-plus forced fumbles (five) and five-plus fumble recoveries (five) from 2020-23.

While the draft remains the most important avenue in building the roster, Gutekunst's free-agent signings and other roster moves have been extremely effective in strengthening the Packers. This was again evident in his March 2022 signing of CB/KR Keisean Nixon, who earned first-team AP All-Pro honors at kick returner each of the last two seasons, the first Packer to earn All-Pro recognition since the position was added in 1976. Nixon posted a league-high 782 yards on kickoff returns in 2023, becoming just the second player in team history to lead the NFL in kickoff return yards in back-to-back seasons (Al Carmichael, 1956-57). In June 2021, Gutekunst added LB De'Vondre Campbell, who went on to earn first-team All-Pro honors in his first season in Green Bay, the first Packers inside LB to earn first-team AP All-Pro recognition since Ray Nitschke in 1966. Gutekunst also added fifth-year CB Rasul Douglas in 2021, signing him off the Arizona Cardinals' practice squad in October. Douglas went on to appear in 12 games with nine starts for the Packers in '21, posting a team-high five INTs and two INT TDs (tied for No. 1 in the NFL) on his way to being named a Pro Bowl alternate.

In 2023, the Packers made the postseason for the fourth time in five years, the first time in franchise history that Green Bay secured a playoff berth after starting the season with three or fewer wins in its first nine games. With a weighted age of 25.58, the Packers were the youngest NFL team to make the playoffs since the 1974 Buffalo Bills (25.56) and became the youngest NFL team to win a postseason game since the 1970 AFL-NFL merger with their 48-32

AT A GLANCE ...



- Named the Packers' 10th general manager in team history on Jan. 8, 2018.
- Has built rosters that have helped the Packers make the playoffs in four of the last five seasons (tied for No. 1 in the NFC over that span), including a 2023 team that was the youngest to make the postseason since the 1974 Buffalo Bills (25.56) with a weighted age of 25.58 and one that featured 51 of 53 players on the postseason roster acquired under his leadership.
- Helped the Packers become the first team in NFL history to post three consecutive 13-win seasons (2019-21), with the 39 victories ranking No. 1 in team history for a three-year span.
- Has acquired 13 players who have earned AP All-Pro honors, were named to the Pro Bowl/selected as alternates or were named to the PFWA All-Rookie team.
- In 25 seasons with the team, has helped the Packers rank No. 2 in the NFL over that span in both playoff appearances (17) and division titles (12), highlighted by six appearances in the NFC Championship Game and a Super Bowl title (XLV).
- In both 2021 and 2022, signed a veteran free agent that went on to earn first-team All-Pro honors from *The Associated Press* in their first season in a Green Bay uniform (LB De'Vondre Campbell in 2021, CB/KR Keisean Nixon in 2022).
- Traded up in the 2020 NFL Draft to select QB Jordan Love (No. 26 overall), who in 2023 became just the third QB in NFL history (Kurt Warner, 1999; Patrick Mahomes, 2018) to post 4,000-plus passing yards (4,159) and 32-plus passing TDs (32) in his first season with multiple starts.
- Signed one of the most impactful free-agent classes in team history in 2019 (S Adrian Amos, LB Preston Smith, LB Za'Darius Smith and G/T Billy Turner), with Za'Darius Smith going on to earn Pro Bowl recognition (2019-20) and second-team AP All-Pro honors (2020) and Preston Smith (2019, 2022) and Amos (2019) being named Pro Bowl alternates.
- His first draft pick as Packers GM, CB Jaire Alexander, is a two-time AP second-team All-Pro selection (2020, 2022) and was named to the Pro Bowl in both of those seasons.
- Served as the Packers' director of player personnel for two seasons (2016-17) after working as Green Bay's director of college scouting for four seasons (2012-15).
- First joining the Packers in 1997 as a scouting intern before being hired full time in December 1998 as the East Coast scout; spent one season as a scouting assistant with the Kansas City Chiefs in 1998.

win at the Dallas Cowboys in an NFC Wild Card contest. Green Bay's rookie class combined to appear in 206 regular-season games in 2023, the most in a season in team history and the most by any NFL team last season. Of the 53 players on the Packers' roster during the postseason, 51 of them had been acquired by Gutekunst.

In April 2023, Gutekunst traded QB Aaron Rodgers, a four-time MVP with Green Bay, to the N.Y. Jets along with the Packers' first-round selection (No. 15 overall) and a fifth-round pick (No. 170) in 2023 for the Jets' first-round pick (No. 13), their second-round pick (No. 42) and a sixth-round pick (No. 207) in 2023 and a conditional pick (second-round selection in 2024). With the No. 13 pick, Gutekunst selected LB Lukas Van Ness, who played in all 17 games in 2023 and posted four sacks and eight tackles for a loss (tied for No. 2 on the team), the first rookie to hit those marks for Green Bay since LB Clay Matthews in 2009. With the No. 42 selection, Gutekunst drafted TE Luke Musgrave, who tied the franchise rookie record for tight ends last season with 34 catches despite missing six games due to injury. After trading back twice in the second round, Gutekunst added WR Jayden Reed with the No. 50 overall pick, who set the single-season team rookie record with 64 catches in 2023 and became the first rookie in NFL history to post 100-plus rushing yards, multiple rushing TDs, 60-plus receptions, 75-plus receiving yards and eight-plus receiving TDs in a season.

Musgrave and Reed were joined in 2023 by WR Dontayvion Wicks (fifth round, No. 159 overall) and TE Tucker Kraft (third round, No. 78 overall) as they became the first rookie foursome in the NFL to each register 30-plus catches in a season since the 1970 merger. Green Bay's rookie class combined for 191 receptions and 2,250 receiving yards in 2023, the most in both categories by any NFL team's rookie class since the merger. Six members of the Packers' 2023 draft class went on to start four-plus games last season, with 10 of the 13 picks appearing in 10-plus contests.

The Rodgers trade marked the second consecutive offseason that Gutekunst traded an All-Pro player, with WR Davante Adams being dealt to the Las Vegas Raiders in March 2023 for their first- (No. 22 overall) and second-round (No. 53 overall) picks. Gutekunst used the No. 22 pick on LB Quay Walker, who earned All-Rookie honors from the PFWA in 2022 and led the team in tackles each of the last two seasons. Gutekunst packaged two second-round selections (Nos. 53 and 59 overall) in a trade with the Minnesota Vikings for the No. 34 overall pick, which he used to select WR Christian Watson. Watson produced one of the most impressive rookie campaigns by a WR in team history, tying for No. 1 in the NFL among rookies in 2022 in TD catches (seven) and ranking No. 5 among rookies in receiving yards (611). Watson became the only third player in franchise history to that point (Johnny "Blood" McNally, 1931; Don Hutson, 1941) to post seven-plus receiving TDs and multiple rushing TDs in a season and was just the second NFL rookie WR to accomplish that feat (Chase Claypool, 2020). Watson joined WR Romeo Doubs, one of two fourth-round picks by Gutekunst in 2022, to become only the third rookie WR duo in NFL history to each have 40-plus catches and three-plus receiving TDs. Seven members of the Packers' 11-man draft class went on to start multiple games for the team in 2022, combining for 48 starts between them, the most by a Green Bay draft class since 2006 (66).

Gutekunst's fourth draft in 2021 saw him select CB Eric Stokes (No. 29 overall) in the first round, who played in 16 games with 14 starts and led the team with 14 passes defended as a rookie. In the second round, Gutekunst drafted C/G Josh Myers, one of only two offensive linemen to start every game for Green Bay over the last two seasons. Four members of the Packers' 2021 draft class have gone on to appear in 40-plus games in a Green Bay uniform.

For the third straight year, Gutekunst made a first-round trade in 2020, sending the No. 30 pick and a fourth-round choice (No. 136) to the Miami Dolphins for the No. 26 pick, which he used on QB Jordan Love, who in 2023 became just the third QB in NFL history to post 4,000-plus passing yards (4,159) and 32-plus passing TDs (32) in his first season with multiple starts as he joined Kurt Warner (1999) and Patrick Mahomes (2018). Love was one of four QBs to rank in the top 10 in the league in passing TDs (No. 2), passing yards (No. 7) and TD/INT ratio (No. 7, 2.91) in 2023, and he threw for multiple TD passes and no INTs in a league-high nine games on his way to becoming the first Green Bay QB (since 1950) to help lead the Packers to the postseason in his first year as a starter.

In the second round in 2020, Gutekunst fortified the Packers' backfield with the selection of RB AJ Dillon, who rushed for 600-plus yards in each of the last three seasons. G Jon Runyan, a sixth-round pick, was the only Packers rookie to appear in every game in 2020 and started 50 contests in 2021-23, the most among Green Bay offensive linemen over that span.

In his second offseason managing the Packers' roster in 2019, Gutekunst secured one of the most successful free-agent classes in team history, signing four marquee players and immediate starters in LBs Preston Smith and Za'Darius Smith, S Adrian Amos and G/T Billy Turner. The group proved instrumental in the Packers' run to three consecutive NFC North division titles and back-to-back appearances in the NFC title game following the 2019 and 2020 seasons.

Preston Smith, who came to Green Bay after four seasons (2015-18) with Washington, was named a Pro Bowl alternate in 2019 after ranking No. 8 in the NFL with a career-best 12 sacks and finishing No. 2 on the team with 29 QB hits and 43 QB pressures. He was again named a Pro Bowl alternate following the 2022 season.

Za'Darius Smith, who was originally selected in the fourth round of the 2015 NFL Draft by the Baltimore Ravens, made his first career

Pro Bowl in 2019 as an injury replacement and was again named to the Pro Bowl in 2020 while also earning second-team AP All-Pro honors. His 26 sacks from 2019-20 are the most ever by a Packer in his first two seasons with the team. Additionally, the Smiths became the first duo in NFL history to both register 12-plus sacks in their first season as teammates and the first tandem in team history (since 1982) to both register 12-plus sacks in the same season. Amos was the only Packer to start every game from 2019-22 and posted 80-plus tackles in each of those seasons.

Gutekunst entered the 2019 NFL Draft with 10 picks, including two first-round selections, and for the second consecutive draft maneuvered in the first round to get a player he wanted. At No. 12 overall, Gutekunst selected Gary, and then packaged the No. 30 pick with a pair of fourth-round selections in a trade with Seattle for the No. 21 overall pick that he used on S Darrell Savage. Savage started all 14 games in 2019 and ranked No. 2 on the team with two INTs on his way to earning PFWA All-Rookie honors. Gutekunst selected Jenkins in the second round, who became only the second Packers guard to be named to the PFWA All-Rookie team (since 1974). Jenkins put together an even more impressive second campaign in 2020 as he started all 16 games, opening 12 at LG, three at C and one at RT en route to his first Pro Bowl selection. He became just the third offensive lineman in franchise history to make the Pro Bowl within his first two seasons in the NFL (Deral Teteak, 1952 as a rookie; Charley Brock, 1940 in his second season). Jenkins saw action at four different spots on the line in 2020 (LT, LG, C, RT) and became the first Green Bay offensive lineman to start games at guard, center and tackle in the same season since the 1970 merger. Returning from a season-ending knee injury in 2021, he was selected to the Pro Bowl following the 2022 season.

Armed with a league-high 12 selections entering the 2018 NFL Draft, Gutekunst traded the Packers' first-round selection (No. 14) to New Orleans for the Saints' first-round pick (No. 27) and a fifth (No. 147) in 2018, and a first in 2019. Moments later, Gutekunst traded the No. 27 pick, a third (No. 76) and a sixth (No. 186) to Seattle for their first (No. 18) and a seventh (No. 248). With the No. 18 choice in the first round, Green Bay selected Alexander out of Louisville. Alexander was named to the PFWA All-Rookie team, becoming just the second Packers CB to be honored since 1974 (Casey Hayward, 2012). A pair of wide receivers, fifth-round pick Marquez Valdes-Scantling (38 receptions, 15.3 avg.) and sixth-rounder Equanimeous St. Brown (21 receptions, 15.6 avg.) became the first rookie duo in team history to each register 20-plus catches with an average of 15-plus yards per reception.

Prior to his promotion, Gutekunst served as Green Bay's director of player personnel (2016-17) and director of college scouting (2012-15) after spending his first 13 seasons with the club as a college scout. He served as an East Coast regional scout for his first two years (1999-2000) before switching to the Southeast region (2001-11).

Possessor of prior professional scouting and college coaching experience upon joining Green Bay on a full-time basis late in 1998, Gutekunst gained his first NFL experience in the summer of 1995 when he assisted the coaching staff of the New Orleans Saints with the offensive line during training camp. Gutekunst's initial exposure to the Packers came in the summer of 1997 when he worked as an intern in the team's scouting department.

His first full-time appointment in professional scouting was in 1998 as a scouting assistant for the Kansas City Chiefs. After one year with the Chiefs, Gutekunst returned to the Packers when he was named a college scout for the East Coast by Wolf on Dec. 30, 1998.

Gutekunst played two years of college football for the University of Wisconsin-La Crosse and then became an assistant coach for the team during his final two years at the school (1995-96) after a shoulder injury cut short his playing career. Serving as a linebackers coach during the 1995 season, he helped the school win the Division III national title as the Eagles finished with an unblemished record of 14-0. Gutekunst has a degree in sports management.

He and his wife, Jen, reside in Hobart with their daughters, Marley, 19, Joie, 18, and Kacey, 13, and son, Michael, 15.



RUSS BALL

Executive Vice President/
Director of Football Operations

Russ Ball, entering his 36th season in the NFL, begins his 17th season in Green Bay and seventh as the organization's executive vice president/director of football administration/player finance. During his time with the Packers, Ball has helped lead the team to 12 playoff appearances, eight NFC North crowns and a Super Bowl title (XLV).

Named to his current position on Jan. 8, 2018, Ball brings a vast array of experience to the Packers' front office and is highly involved in all team decisions both on and off the playing field. He is responsible for negotiating player contracts and managing the salary cap, in addition to the daily supervision of football-administration departments including equipment, video, logistics and team travel, corporate travel, player engagement, family programs and fields.

"Since joining the Packers in 2008, Russ has proven to be invaluable," said Packers President and Chief Executive Officer Mark Murphy. "His salary-cap management and negotiating abilities are well known, but he has also provided tremendous leadership throughout football operations and served as a valuable liaison between the football and business sides of the organization. His diverse skills will remain important to our success moving forward."

Before coming to Green Bay, Ball spent six seasons (2002-07) with the New Orleans Saints, the final two as vice president of football administration and the first four as senior football administrator. His responsibilities with the Saints included monitoring the salary cap, contract negotiations and roster management, as well as maintaining the team's compliance with NFL and Management Council regulations. Ball also coordinated different areas of the football operations, and was involved in several other administrative functions with the club.

During his time in New Orleans, Ball also served in a similar capacity with the New Orleans VooDoo of the Arena Football League from 2004-07. He was selected by the Saints to attend the 2005 NFL Managers Program at Stanford University's Executive Education Graduate School of Business.

AT A GLANCE ...



- Joined the Packers organization as vice president of football administration/player finance on Feb. 14, 2008, and was promoted to executive vice president/director of football operations on Jan. 8, 2018.
- Entering his 36th season in the NFL, having previously worked for the New Orleans Saints, Washington Redskins, Minnesota Vikings and Kansas City Chiefs.
- Responsible for negotiating player contracts and managing the salary cap, as well as the daily supervision of football-administration departments including equipment, video, logistics and team travel, corporate travel, player engagement, family programs and fields.
- Began his NFL career with the Chiefs in 1989 as assistant strength and conditioning coach.

Ball spent the 2001 season as director of football administration for the Washington Redskins, where his duties included managing the salary cap as well as team operations, as he oversaw the video, athletic training, equipment, strength and conditioning, and player development departments.

Ball served as senior football administrator for the Minnesota Vikings from 1999-2000, where he assisted with salary-cap management and player contracts. He began working in the NFL with the Kansas City Chiefs and spent 10 seasons (1989-98) there, the final two in football operations as administrative assistant to then-head coach Marty Schottenheimer. Ball began his career with the Chiefs as an assistant strength and conditioning coach.

A 1981 graduate of the University of Central Missouri, Ball was a four-year letterman at center for the Mules. He served as head strength and conditioning coach at the University of Missouri from 1982-89 and earned his master's degree in human performance from Missouri in 1990.

Ball was born in Moberly, Mo. He and his wife, Diana, reside in Green Bay. Away from football, Ball enjoys spending time with the couple's two children, Andrea and Joe, daughter-in-law, Ellie, and their granddaughter.

NICKNAME ORIGIN

The nickname "Packers" appeared in print for the first time in the Aug. 13, 1919, edition of the *Green Bay Press-Gazette*. It was the first story written about Green Bay's newly formed football team, which held its organizational meeting two days earlier in the paper's editorial department.

The Indian Packing Co. was the team's sponsor, hence, the *Press-Gazette's* Aug. 13 story referred to the team as both the "Packers" and the "Indians." On Aug. 15, the *Press-Gazette* used only the nickname "Packers," and that's who they've been ever since.

It's uncertain who coined the nickname, but it almost certainly was one of two *Press-Gazette* staff members: Val Schneider, who was writing the paper's sports column at the time, or George Whitney Calhoun, city editor at the time and the football team's co-founder along with Curly Lambeau.

With Indian Packing as a sponsor in 1919 and 1920, and Acme Packing as the sponsor in 1921, the nickname was a natural. But the Packers were expelled from what is now the NFL in January 1922 for using three Notre Dame players in a non-league game against Racine.

Green Bay was readmitted to the league six months later, but disavowed any connection to Acme Packing and stopped calling themselves the Packers. The *Press-Gazette* used Bays and Blues as alternatives, but fans and out-of-town writers resisted the change and the name Packers endured.

LONGEST-STANDING TEAM MONIKERS, MAJOR LEAGUE SPORTS, NORTH AMERICA

Team, Sport	First year under current name	Team, Sport	First year under current name
Cincinnati Reds, baseball	1878	Boston Red Sox, baseball	1907
Pittsburgh Pirates, baseball	1891	New York Yankees, baseball	1913
St. Louis Cardinals, baseball	1900	Montreal Canadiens, hockey	1917
Detroit Tigers, baseball	1901	Green Bay Packers, football	1919
Chicago Cubs, baseball	1902	Chicago Bears, football	1922
Chicago White Sox, baseball	1904	New York Giants, football	1925



MAUREEN ◀◀
SMITH
Chief Financial Officer

Maureen Smith, who has more than 20 years of diverse experience across the sports, healthcare, consulting and finance industries, is in her second year as the Packers' chief financial officer.

Hired on Aug. 18, 2023, Smith leads the Packers' financial operations and also oversees the club's information technology department. She joined the Packers after seven years with Minnesota United FC of Major League Soccer. After beginning with the club as a controller in 2016, she was promoted to senior vice president of finance the following year and in 2018 was named executive vice president and chief operating officer, one of just a few women at the time in MLS to be named to that level.

"We're excited to welcome Maureen to the Packers," said Packers President and CEO Mark Murphy. "She played a key role with Minnesota United FC as the team grew into a Major League Soccer club. Her impressive financial expertise, in a variety of industries, will be excellent assets to our organization. We look forward to seeing the impact she will have on the Packers as a member of our senior staff."

During her time with Minnesota United FC, Smith developed and drove all core business functions as the club rapidly grew from a minor-league startup with 50 employees to a Major League Soccer club with more than 150 full- and 300 part-time employees. She also oversaw the construction and opening of Allianz Field, a \$250M soccer stadium, and facilitated collaborative relationships between the club and external clients.



FRONT OFFICE

AT A GLANCE ...



- Joined the Packers organization as chief financial officer on Aug. 18, 2023.
- Possesses more than 20 years of diverse experience across the sports, healthcare, consulting and finance industries.
- Spent seven seasons with Minnesota United FC of Major League Soccer, most recently serving as executive vice president and chief operating officer.

Smith began her career as a CPA in public accounting and subsequently spent more than a decade as an independent small-business consultant. From 2011-16, she worked for UnitedHealth Group as director of operations, overseeing finance, accounting and operations responsibilities for the company's Office of Social Responsibility and the United Health Foundation.

A native of Davisburg, Mich., Smith earned her bachelor's degree from the University of Michigan. Smith's family includes her husband, Sam, and their five children.

COMMUNITY

FRONT OFFICE

VETERANS

DRAFT & FREE AGENTS

2023 REVIEW

RECORDS & HISTORY

LAMBEAU FIELD

MISC.

EVENTS THAT HELPED TO STABILIZE PACKERS FINANCIALLY, 1920-66

- **Building a fence at Hagemeister Park, 1920** — After playing on an open field and passing a hat to collect money in their first season, the Packers needed to find a way to charge admission in order to survive. C.M. "Neil" Murphy was named business manager in July 1920 and led the effort to get a fence built around the playing field at Hagemeister Park. "... it was entirely due to his ability as an executive that the team prospered," the *Green Bay Press-Gazette* wrote two years later in its first review of Packers history.
- **A.B. Turnbull's support, 1922-23** — When Curly Lambeau and George Whitney Calhoun were debating whether to go ahead with a game against Duluth on Thanksgiving Day 1922, with rain pouring down and a big financial loss all but a certainty, Turnbull prodded them to play. And if they did, he vowed to get the business community to rally around the team before the next season. Turnbull, one of the owners of the *Press-Gazette*, fulfilled his promise and led the effort to organize the Green Bay Football Corp. prior to the start of the 1923 season.
- **Decision to play games in Milwaukee, 1933** — Moving a home game to Borchert Field that season allowed the team to tap into a larger market, expand its territory beyond the NFL's traditional 75-mile radius and thwart efforts to establish a competing pro franchise in Milwaukee. The Packers played home games in both Green Bay and Milwaukee from 1933-94.
- **Court decision to appoint receiver, 1933** — The Packers petitioned for a friendly receiver as litigation over a lawsuit involving a fan who fell from the stands at City Stadium proceeded. Henry Graess, Brown County circuit judge, appointed local accountant Frank Jonet receiver. Jonet had ties to the Packers going back to 1919.
- **Second stock drive, 1934-35** — Twenty-five business and industrial leaders agreed in December 1934 to raise \$10,000 to "Save the Packers." Weeks later, the Packers had met their goal through a second stock sale and were reorganized as the Green Bay Packers, Inc.
- **NFL's initiation of college draft, 1936** — Kept small-market teams such as the Packers competitive with big-city opponents.
- **Decision to invest in war bonds, 1940s** — Money in reserve carried the team despite losses of at least \$25,000 in 1943 alone, as World War II depleted rosters.
- **Intrasquad game, Thanksgiving 1949** — The Packers brought old-timers back, drawing 15,000 to City Stadium, earning close to \$50,000.
- **Third stock drive, 1950** — After Lambeau's departure, the team raised more than \$100,000.
- **Bert Bell's push for league-wide TV package, 1950s** — With help from Congress, Commissioner Bell laid the groundwork for the CBS-TV deal that allowed all teams, large-market and small-market, to share revenue and was in place by the 1961 season. In 1966, Commissioner Pete Rozelle signed the first NFL TV package, with CBS and NBC, giving the Packers more than \$1 million.



Jonet



CRAIG BENZEL

Vice President of Sales & Business Development

Craig Benzel, a 26-year member of the Packers' sales and marketing team, is in his 11th year as the Packers' vice president of sales and business development.

Benzel, who was promoted to the position on May 12, 2014, oversees sales and business development, premium seating, ticketing, the Packers Hall of Fame, Lambeau Field stadium tours, stadium services, broadcast business operations and shareholder services.

In nine of the last 11 years, Benzel and the sales and business development teams led the organization to record local revenues. He also oversaw the launch of a Milwaukee sales office, major renovations to the Lambeau Field suites and club areas and the addition of the Johnsonville Tailgate Village and cellular DAS building. Additionally, he helped steer a concourse renovation that has significantly improved the Lambeau Field food and beverage experience with new "grab and go" concession stands, while also adding temperature-controlled fan gathering spaces in the US Cellular Loft and Miller Lite Endzone Bar. He also directed the restructuring of the Packers' media sales, service and operations, bringing those areas in-house to provide more exclusive Packers content to fans and better serve team partners, while significantly growing the organization's digital and social sales opportunities. Additionally, Benzel and the ticketing team transitioned Lambeau Field to a mobile ticketing environment that offers fans added security and greater flexibility.

Prior to his current role, Benzel had served the previous 12 years as director of marketing and corporate sales, a position in which he expanded the team's partnerships and added innovative new inventory in premium seating, among other accomplishments.

"Craig is a valuable member of our senior staff," Packers President and CEO Mark Murphy said. "His experience with the organization has served him well in his expanded role, particularly with our business partners, who are key to the success of the organization. Craig has shown great growth in his position as a vice president and will play an increasing role in the leadership of the organization."

AT A GLANCE ...



- Joined the Packers in 1998; named vice president of sales and business development on May 12, 2014.
- In his 34th year in the sports industry, including 26 years with the Packers, six years with the Milwaukee Wave and two years with the University of Wisconsin-La Crosse.
- Longtime Wisconsin resident, earned his bachelor's degree from Ripon College and his MBA from UW-La Crosse.

Prior to joining the Packers in 1998, the 60-year-old Benzel served as vice president of marketing for the Milwaukee Wave for six years (1993-98), managing all aspects of revenue generation, including corporate sponsorships, tickets, promotions, and television and radio programming. Before his tenure with the Wave, Benzel worked in sports marketing for the University of Wisconsin-La Crosse (1991-93).

A longtime Wisconsin resident, Benzel was born in Hot Springs, S.D., before moving to the state. He earned his bachelor's degree in economics and business management from Ripon College and his MBA from the University of Wisconsin-La Crosse. In the community, he serves as president on the board for Packers Heritage, Inc. and was a charter board member in the creation of the Anxiety Disorders Foundation, now part of the Rogers Memorial Hospital Foundation. Benzel's family includes his wife, Jodi, and children Kaylee, 27, and Max, 23. He and his wife reside in Pulaski, Wis.

HISTORY OF THE "G"

Before his third season as head coach and general manager of the Packers, Vince Lombardi elected to decorate the team's helmets with a logo that has become one of the most iconic in American sports. Lombardi decided to place a green and white "G" directly above the earholes of the team's mostly gold helmets.

Typical of the times and particularly Lombardi, no big deal was made of the unveiling, either beforehand or after. The "G" was introduced at an intrasquad game played Aug. 5, 1961, at old City Stadium. The game was played there because the field at the Packers' new stadium – now Lambeau Field – had been recently reseeded and wasn't ready for use.

It was understood at the time that the "G" stood for Green Bay and that hasn't changed. Lombardi settled on the "G" before he won his first NFL championship.

As can best be determined, the development and design of the "G" was carried out by a select few in addition to Lombardi: Gerald "Dad" Braisher, the Packers' equipment manager; John Gordon, a part-time assistant to Braisher and an art student at St. Norbert College; and workers at Romo Display Advertising Inc. of Green Bay.

It's uncertain who conceived the logo, but Lombardi and Braisher would have been the likely candidates. Gordon sketched it before Romo took his drawing and turned it into an artistic rendering. But, clearly, it never would have come to be without Lombardi's approval.

The original Packers "G" was shaped like a football, flattening gradually from its height toward the ends. That "G" was abandoned following the 1969 season, a year after Lombardi left to coach Washington, and replaced with a "G" that is shaped more like an oval, measuring 3.125 inches at its tallest point and five inches at its widest point.





DOUG COLLINS

Vice President of Security, Facilities and Risk

Doug Collins, who joined the Packers in 2002, is entering his second season as vice president of security, facilities and risk, a position to which he was

promoted to on Aug. 24, 2023.

Collins originally joined the Packers as security supervisor in 2002 before being promoted to director of security/risk management in 2005. In his current role, Collins oversees the club's security efforts as well as all team facilities, including Lambeau Field, the Don Hutson Center and Titledown. Collins joined the Packers after a nine-year career in law enforcement, which saw him serve as a police officer in Sun Prairie, Wis. (1994-97), and Green Bay (1997-2002).

"We're pleased to promote Doug to his new position," said Packers President and CEO Mark Murphy. "He has been an instrumental member of the Packers for over two decades and has been a trusted resource throughout the building. We are excited to have his perspective and skill set as part of the senior staff moving forward."



FRONT OFFICE

AT A GLANCE ...



- Has been a part of the Packers organization for more than 20 years, most recently being promoted to vice president of security, facilities and risk on Aug. 24, 2023.
- Spent nine years in law enforcement (1994-2002), serving as a police officer in Sun Prairie, Wis., and Green Bay.
- Earned his degree in resource management/conservation law enforcement from the University of Wisconsin-Stevens Point in 1994.

During Collins' time with the Green Bay Police Department, he helped start the Green Bay Police Foundation, which raises money for equipment and training needs at the department. Collins earned a degree in resource management/conservation law enforcement from the University of Wisconsin-Stevens Point in 1994.

A native of Green Bay, Collins and his wife, Amy, have three daughters, Morgan, Maddy and Emma. The family resides in De Pere.

COMMUNITY

FRONT OFFICE

PACKERS AMONG THE BEST IN THE POSTSEASON

Highlighted by 22 playoff appearances in the last 30 seasons, (tied with New England for the most trips in the league over that span), including three trips to the Super Bowl, the Packers own the third-best postseason winning percentage in National Football League history. They have won 37 of 63 playoff games, starting with their first-ever postseason contest – the 1936 NFL Championship Game, a 21-6 victory over the Boston Redskins. The standings:

Franchise	W	L	Pct	Pts	Opp
*New England Patriots	37	22	.627	1,433	1,249
San Francisco 49ers	38	24	.613	1,548	1,298
Green Bay Packers	37	26	.587	1,592	1,367
Baltimore Ravens	17	13	.567	630	510
Pittsburgh Steelers	36	28	.563	1,516	1,422
*Las Vegas Raiders	25	20	.556	1,061	850
Denver Broncos	23	19	.548	906	1,044
Dallas Cowboys	36	31	.537	1,569	1,334
*Washington Commanders	23	20	.535	874	797
*Kansas City Chiefs	24	21	.533	1,017	1,006
Carolina Panthers	9	8	.529	389	367
Tampa Bay Buccaneers	12	12	.500	480	473
Jacksonville Jaguars	8	8	.500	388	414
New York Giants	25	26	.490	916	989
Philadelphia Eagles	25	26	.490	1,042	963
*Los Angeles Rams	26	28	.481	1,020	1,179
New York Jets	12	13	.480	510	508
*Indianapolis Colts	23	25	.479	976	1,030
Buffalo Bills	19	21	.475	953	916
Seattle Seahawks	17	19	.472	830	803
Miami Dolphins	20	23	.465	839	965
Chicago Bears	17	20	.459	775	763
New Orleans Saints	10	13	.435	564	619
*Tennessee Titans	17	23	.425	716	917
Atlanta Falcons	10	14	.417	543	592
Houston Texans	5	7	.417	249	301
*Arizona Cardinals	7	10	.412	373	491
Minnesota Vikings	21	31	.404	1,015	1,191
Detroit Lions	9	14	.391	505	579
*Los Angeles Chargers	12	19	.387	613	715
Cincinnati Bengals	10	16	.385	499	565
Cleveland Browns	12	22	.353	708	832

* — Arizona totals include two games when franchise was in Chicago (won 28-21, lost 7-0) and three games when franchise was in St. Louis (lost 30-14, lost 35-23, lost 41-16); Indianapolis totals include 15 games when franchise was in Baltimore (won 8, lost 7, 264 points scored, 262 points allowed); Kansas City totals include one game while franchise was Dallas Texans (won 20-17); Los Angeles Chargers totals include 27 games when franchise was in San Diego (won 11, lost 16, 516 points scored, 602 points allowed); Los Angeles Rams totals include one game when franchise was in Cleveland (won 15-14) and 10 games when franchise was in St. Louis (won 6, lost 4, 269 points scored, 247 points allowed); Las Vegas totals include 32 games when the franchise was in Oakland (won 19, lost 13, 774 points scored, 600 points allowed) and 12 games when franchise was in Los Angeles (won 6, lost 6, 268 points scored, 224 points allowed); New England totals include two games when franchise was in Boston (won 26-8, lost 51-10); Tennessee totals include 22 games when franchise was in Houston and known as the Oilers (won 9, lost 13, 371 points scored, 533 points allowed); Washington totals include one game when franchise was in Boston (lost 21-6).

VETERANS

DRAFT & FREE AGENTS

2023 REVIEW

RECORDS & HISTORY

LAMBEAU FIELD

MISC.



GABRIELLE DOW

Vice President of Marketing & Fan Engagement

Gabrielle Dow, possessor of 30 years of diverse experience across professional sports, entertainment and venues, is in her 11th year as the Packers' vice president of marketing and fan engagement.

Dow, who was named to the position on May 12, 2014, oversees the Packers' retail operations, broadcast, marketing, events, brand engagement, business research and analytics, and game presentation.

In her 10 years with the Packers, Dow and her team have enhanced the gameday experience with a variety of new elements in Lambeau Field, including pyrotechnics and a revamped music selection, along with "Get Loud Lambeau," a fan-engagement campaign that encourages game attendees to support and energize the players and coaches. Dow also introduced a new fan-spirit initiative, "Green and Gold Friday," enhancing the fan tradition of wearing Packers colors and gear to work, school and in the community each Friday to ramp up support and enthusiasm for the team. Additionally, her team led the Packers' "100 Seasons" celebration of the team's rich history, which included the club's 100th season in 2018 and was capped by the franchise's 100th birthday on Aug. 11, 2019. In 2022, the team introduced new player-introduction set pieces with side LED screens. During the 2023 offseason, Dow and her team oversaw a renovation to Lambeau Field's TundraVision LED boards, doubling the size of the main video boards, which now feature 4K video technology. Additionally, scoreboards at the 50-yard line were expanded while the stadium's audio system was replaced and enhanced.

Since 2019, Dow helped lead the effort with the league to host the NFL Draft at Lambeau Field and surrounding areas. In 2023, the state of Wisconsin, the city of Green Bay and the Green Bay Packers were awarded the 2025 NFL Draft. The draft is expected to bring as many as 240,000 fans to the state and upwards of \$90 million in economic impact to Wisconsin.

"Gabrielle has been a great addition to the Packers," Packers President and CEO Mark Murphy said. "Her experience and new initiatives have been excellent for the organization and our fans. She's had an immediate impact in revenue areas, including the Packers Pro Shop. We look forward to her continued work in enhancing the connection with our fans and in their experience following and supporting the team."

Dow joined the Packers from the Baltimore Ravens, where she served as vice president of marketing for eight years, a position in which she oversaw the team's marketing, promotions, sponsor activations, brand management, game entertainment and fan-affinity efforts. With the Ravens, Dow

AT A GLANCE ...



- Joined the Packers organization as vice president of marketing and fan engagement on May 12, 2014.
- Has 30 years of experience in professional sports, entertainment and venues, including eight years with the Baltimore Ravens as vice president of marketing.
- Other pro sports experience includes the NHL's Florida Panthers and AEG, marketing the NBA's Los Angeles Lakers, as well as the Staples Center, Kodak Theatre and The Forum.

created successful fan initiatives such as "Purple," a first-ever female fan club that has grown to 25,000 members, and launched the Ravens' own "Purple Friday" campaign, creating an engaging Baltimore tradition that kids and fans of all ages participate in every Friday during the football season.

Dow's other professional sports experience includes two years (2003-05) with the NHL's Florida Panthers, where she directed the marketing of hockey, concerts and family entertainment, and four years (1999-2002) with AEG, marketing the NBA's Los Angeles Lakers, as well as the Staples Center, Kodak Theatre and The Forum.

The 52-year-old Dow was honored as one of Maryland's Top 100 Women by the *Maryland Daily Record* in recognition of her professional accomplishments, community leadership and commitment to mentoring. Additionally, in March 2014 she received an Executive Management Award from SmartCEO, an award that honors executives who have gone above and beyond to support and lead their organizations.

Dow also teaches a sports marketing and innovation MBA course to graduate students at St. Norbert College in nearby De Pere, Wis. In the community, she serves on the boards of directors of Special Olympics Wisconsin, the Fox Cities Performing Arts Center and the Green Bay Country Club.

Born in San Francisco, Dow earned her bachelor's, MBA and law degrees from the University of Oregon. She and her husband, Jeff, a Port Washington, Wis., native, have maintained strong ties to Wisconsin, as Jeff's parents live in Port Washington and his extended family runs a dairy farm in Lomira, Wis. The couple has a daughter, Danielle, 19, and a son, Jackson, 15.

THE GREEN BAY PACKERS BRAND

Created in 2007, the Turnkey Team Brand Index serves as the first-ever brand report card of all professional sports teams throughout the four major sports.

It aims to better understand team brands, including their strengths and weaknesses as well as the attributes most closely associated with the team. Results are based upon fan polls in a team's home market.

After finishing 10th in 2007, the Green Bay Packers took the top overall spot in the 2008 standings, finishing ahead of the Boston Red Sox (second) and Pittsburgh Steelers (third). The Packers finished second in the out-of-market rankings behind the New York Yankees, indicating the strength of the Packers brand across the country.





NICOLE 
LEDVINA
 Vice President of Human Resources

Nicole Ledvina is in her 11th year as vice president of human resources with the Green Bay Packers.

Promoted to her position on Jan. 21, 2014, Ledvina has been with the organization since 2003, serving as the director of human resources prior to her promotion.

"Nicole has been a great asset to the Packers during her time with the organization," Packers President and CEO Mark Murphy said. "She's been a valuable member of our leadership team and senior staff, and has shown tremendous growth during her time here. She's highly respected throughout the entire organization and contributes greatly to our success."

In addition to overseeing all human-resource matters for the organization, the 49-year-old Ledvina leads strategic planning and staff-development efforts, while also managing the organization's Diversity, Equity, and Inclusion initiatives.



FRONT OFFICE

AT A GLANCE ...



- Joined the Packers organization in 2003; named vice president of human resources on Jan. 21, 2014.
- A native of Two Rivers, Wis., and a graduate of the University of Wisconsin Oshkosh.

Professionally, she is a member of the Society for Human Resources Management (SHRM), through which she has a certification as a Professional in Human Resources (PHR). Additionally, she serves as vice chair of Packers Heritage, Inc.

Prior to joining the Packers, the Two Rivers, Wis., native held positions in human resources with Hoida Lumber in De Pere, Wis., and the city of Green Bay/Brown County joint HR department. She graduated from the University of Wisconsin Oshkosh in 1998 with a degree in human resources.

Her family includes her husband, Ed; son, Brady, 15; and daughter, Karly, 12. The family resides in Mishicot, Wis.

COMMUNITY

FRONT OFFICE

VETERANS

DRAFT & FREE AGENTS

REVIEW

RECORDS & HISTORY

LAMBEAU FIELD

MISC.

SPECIAL TEAMS TOUCHDOWNS, 1959-2023

01/01/23	Min	Keisean Nixon	105-yard KR	W, 41-17
09/16/18	Min	Josh Jackson	recovery of blocked punt in EZ	T, 29-29
12/28/14	Det	Micah Hyde	55-yard PR	W, 30-20
11/16/14	Phi	Micah Hyde	75-yard PR	W, 53-20
10/27/13	at Min	Micah Hyde	93-yard PR	W, 44-31
10/28/12	Jax	Dezman Moses	recovery of blocked punt in EZ	W, 24-15
09/13/12	ChiB	Tim Masthay	27-yard pass to Tom Crabtree (fake FG)	W, 23-10
09/09/12	SF	Randall Cobb	75-yard PR	L, 22-30
11/14/11	Min	Randall Cobb	80-yard PR	W, 45-7
09/08/11	NO	Randall Cobb	108-yard KR	W, 42-34
11/07/10	DalC	Nick Collins	26-yard return of fumbled kickoff	W, 45-7
11/09/08	at Min	Will Blackmon	65-yard PR	L, 27-28
09/08/08	Min	Will Blackmon	76-yard PR	W, 24-19
12/09/07	Oak	Will Blackmon	57-yard PR	W, 38-7
12/09/07	Oak	Will Blackmon	FR in EZ	W, 38-7
11/18/07	Car	Tramon Williams	94-yard PR	W, 31-17
09/09/07	Phi	Tracy White	FR in EZ	W, 16-13
12/25/05	ChiB	Antonio Chatman	85-yard PR	L, 17-24
12/28/03	Den	Marcus Wilkins	FR in EZ (kickoff)	W, 31-3
11/04/01	TB	Allen Rossum	55-yard PR	W, 21-20
09/24/01	Was	Rondell Mealey	27-yard FR	W, 37-0
11/19/00	Ind	Allen Rossum	92-yard KR	W, 26-24
01/02/00	Ari	Basil Mitchell	88-yard KR	W, 49-24
12/05/99	at ChiB	Keith McKenzie	45-yard return of fumbled punt	W, 35-19
10/25/98	BaIR	Roell Preston	71-yard PR	W, 28-10
10/05/98	Min	Roell Preston	101-yard KR	L, 24-37
09/06/98	Det	Roell Preston	100-yard PR	W, 38-19
12/20/97	Buf	Tyrone Davis	FR in EZ (punt)	W, 31-21
01/26/97	NE*	Desmond Howard	99-yard KR	W, 35-21
01/04/97	SF*	Desmond Howard	71-yard PR	W, 35-14
12/15/96	at Det	Desmond Howard	92-yard PR	W, 31-3
12/01/96	ChiB	Desmond Howard	75-yard PR	W, 28-17
10/06/96	at ChiB	Don Beebe	90-yard KR	W, 37-6
09/15/96	SD	Desmond Howard	65-yard PR	W, 42-10
12/31/95	Atl*	Antonio Freeman	76-yard PR	W, 37-20
12/04/94	at Det	Robert Brooks	96-yard KR	L, 31-34
10/09/94	LaRM	Robert Brooks	85-yard PR	W, 24-17
10/03/93	at DalC	Robert Brooks	95-yard KR	L, 14-36
09/20/92	Cin	Terrell Buckley	58-yard PR	W, 24-23
10/06/91	DalC+	Charles Wilson	82-yard KR	L, 17-20
12/22/90	Det	Darrell Thompson	76-yard KR	L, 17-24
12/02/90	at Min	Tiger Greene	36-yard return of blocked punt	L, 7-23
12/18/88	at PhoC	Ron Pitts	63-yard PR	W, 26-17
10/16/88	at Min	Tim Harris	10-yard return of blocked punt	W, 34-14
11/27/86	at Det	John Simmons	recovery of blocked punt in EZ	W, 44-40
11/27/86	at Det	Walter Stanley	83-yard PR	W, 44-40

12/09/84	at ChiB	Del Rodgers	97-yard KR	W, 20-14
10/02/83	TB	Phillip Epps	90-yard PR	W, 55-14
11/21/82	Min+	Maurice Harvey	25-yard return of fumbled kickoff	W, 26-7
11/08/81	NYG+	Mark Lee	94-yard PR	W, 26-24
09/07/80	ChiB	Chester Marcol	24-yard return of own blocked field goal	L, 12-6
11/04/79	NYJ	Aundra Thompson	100-yard KR	L, 22-27
10/15/78	Sea+	Steve Odom	95-yard KR	W, 45-28
09/24/78	at SD	Walt Landers	15-yard return of blocked punt	W, 24-3
11/06/77	at KC	Terrell Middleton	96-yard KR	L, 10-20
09/18/77	at NO	Willard Harrell	75-yard PR	W, 24-20
10/12/75	at NO	Steve Odom	93-yard KR	L, 19-20
11/24/74	SD	Eric Torkelson	FR in EZ (kickoff)	W, 34-0
11/10/74	ChiB+	Steve Odom	95-yard PR	W, 20-3
10/13/74	LaRM+	Jon Staggers	68-yard PR	W, 17-6
12/17/72	at NO	Willie Buchanon	42-yard lateral from Clarence Williams (blocked FG attempt)	W, 30-20
11/19/72	at HouO	Jon Staggers	85-yard PR	W, 23-10
10/16/72	at Det	Ken Ellis	80-yard PR	W, 24-23
11/28/71	NO+	Dave Hampton	90-yard KR	L, 21-29
11/22/71	at Atl	Doug Hart	57-yard return of blocked field goal	L, 21-28
09/19/71	NYG	Ken Ellis	100-yard return of missed field goal	L, 40-42
12/06/70	at Pit	Larry Krause	100-yard KR	W, 20-12
10/04/70	Min+	Dave Hampton	101-yard KR	W, 13-10
11/02/69	at Pit	Travis Williams	83-yard PR	W, 38-34
09/28/69	SF+	Dave Hampton	87-yard KR	W, 14-7
10/13/68	LaRM+	Tom Brown	52-yard PR	L, 14-16
12/09/67	at LaRM	Travis Williams	104-yard KR	L, 24-27
11/12/67	CleB+	Travis Williams	87-yard KR	W, 55-7
11/12/67	CleB+	Travis Williams	85-yard KR	W, 55-7
10/30/67	at SILC	Travis Williams	93-yard KR	W, 31-23
01/01/67	at DalC*	Jim Grabowski	18-yard return of fumbled kickoff	W, 34-27
10/23/66	Atl+	Donny Anderson	77-yard PR	W, 56-3
10/18/64	at BalC	Elijah Pitts	65-yard PR	L, 21-24
10/13/63	at Min	Hank Gremminger	80-yard return of blocked FG	W, 37-28
10/06/63	LaRM	Herb Adderley	98-yard KR	W, 42-10
11/18/62	BalC	Herb Adderley	103-yard KR	W, 17-13
10/08/61	BalC	Willie Wood	72-yard PR	W, 45-7
09/24/61	SF	Willie Wood	39-yard PR	W, 30-10
12/17/60	at LaRM	Paul Winslow	recovery of blocked punt in EZ	W, 35-21
12/04/60	at ChiB	Willie Davis	recovery of blocked punt in EZ	W, 41-13
11/08/59	at ChiB	Bill Butler	61-yard PR	L, 17-28

+ — Milwaukee * — denotes playoff game



JASON WAHLERS

Vice President of Communications

Jason Wahlers, now in his 14th season with the Packers, is entering his seventh year as vice president of communications, a position to which he was

promoted on Jan. 23, 2018.

"I'm really excited for Jason. He has done a great job for us during his seven years here, and is very deserving of this promotion," said Packers President and CEO Mark Murphy at the time of Wahlers' promotion. "He is highly respected throughout the organization and will be a great addition to our senior staff."

Wahlers oversees communications while also leading the community-outreach, public-affairs, digital and social-media departments.

"Jason brings a wealth of public-relations expertise to this new position. He has also developed a comprehensive skill set to ensure that our entire organization is effectively communicating with our fans, our customers and our community," said Packers chief operating officer and general counsel Ed Policy. "His talent and perspective have been invaluable, and I am excited to have him taking a broader role in the organization."

Wahlers, 46, joined the Packers in July 2011 as the director of public relations. Over his tenure, he has been in charge of the communication for the head coach and general manager as well as directing a staff that serves as the media contact for assistant coaches and the entire roster. Wahlers' role also sees him serve as a principal contact for the National Football League and broadcast networks.

AT A GLANCE ...




- Joined the Packers as director of public relations on July 30, 2011; promoted to vice president of communications on Jan. 23, 2018.
- Professional communications experience includes nine years with the Tampa Bay Buccaneers. His NFL experience also includes work with the Amsterdam Admirals (NFL Europe, spring of 2002) and the Denver Broncos (2001).

Prior to joining the Packers, he worked as the Tampa Bay Buccaneers' public relations manager for six years (2005-10), serving as the main media-relations contact for players and assistant coaches in addition to working closely with team management. He also served as the Buccaneers' public relations coordinator for two years (2003-04) after starting with the team as an intern during the club's Super Bowl XXXVII championship season in 2002. His other NFL experience includes work with the Amsterdam Admirals (NFL Europe, spring of 2002) and the Denver Broncos (2001).

In Wisconsin, his professional experience includes time with the Wisconsin Timber Rattlers (1999-2000), where he served as group sales manager after roles in promotions, marketing, public relations and ticketing. He earned a bachelor's degree from Iowa State University (1999) and a master's degree in sports administration from Ohio University (2001). He and his wife, Jennifer, have two daughters, Harper, 13, and Isla, 11.

MORE ABOUT THE FROZEN TUNDRA

- After normal wear and tear in the time since the playing surface received a makeover in 2007, the Lambeau Field playing surface underwent an offseason facelift prior to the 2018 season that brought an updated technology to the hallowed ground. After 11 seasons of use, the synthetic fibers used to stabilize the sand-based root zone in Lambeau Field had begun to show some wear, and thus prompted the organization to renovate the field.
- In a project that took several months to complete, SISGrass fibers were injected seven inches deep into a 10-inch sand root zone. The type of fiber utilized this time was a polyethylene fiber as opposed to the polypropylene fibers that were previously used. Other improvements included lowering the sand root-zone depth by two inches, from 12 to 10, which brought the heat system tubing slightly closer to the surface to help maximize efficiency and effectiveness. Irrigation plumbing was also redesigned to double the amount of zones for more accurate control of the system.
- The system's main advantage is attributed to a fast-draining, sand-based soil. Approximately 20 million individual stitches that extend above the surface one inch and protrude downward seven inches help stabilize the sand-based root zone when the grass canopy wears thin after Wisconsin's growing season makes it difficult to regenerate the natural grass. The combination of sand, grass and fiber creates an even and safe playing surface that eliminates large chunks of sod from being torn loose, which creates an uneven and unstable playing field. The system also eliminates the need to re-sod worn areas during the season.



- The drainage system installed during the last upgrade between the 2006 and 2007 seasons is still performing well and will remain. A slight crown of .6 percent will continue to exist to assist water and snow runoff when the field is covered with a tarp.
- The concrete apron surrounding the field was recoated with the same rubberized, non-skid material that was previously used. The rubberized path exists for equipment use, including the heavy equipment used for snow-removal operations, but also allows the players a non-skid surface when doing the Lambeau Leap.
- The Packers are the only NFL team to use the system in its stadium and also utilize the technology on its outdoor practice fields. According to Packers fields manager Allen Johnson, the system is popular in many European soccer stadiums, including the stadiums that the NFL plays in during its International Series in England.



BRYAN ENGEL

Vice President of Player Health and Performance



FRONT OFFICE

COMMUNITY

FRONT OFFICE

VETERANS

DRAFT & FREE AGENTS

2023 REVIEW

RECORDS & HISTORY

LAMBEAU FIELD

MISC.

Now entering his 28th season overall with the Packers, Bryan Engel begins his first season as vice president of player health and performance, a position to which he was promoted on April 3, 2024. In his current role, he coordinates and oversees all aspects of player care, working with various departments including athletic training/medical, nutrition, strength and conditioning, performance psychology and equipment.

Engel held the title of director of sports medicine/head athletic trainer for the past two seasons (2022-23) after serving as head athletic trainer from 2015-2021 and assistant athletic trainer from 1999-2014. He first joined the Packers as a seasonal assistant/intern in the athletic training department in 1997.

Engel was a member of the Packers' athletic training staff that was honored by its peers with the NFL Athletic Training Staff of the Year award in 2011. He also was named the Tim Davey NFC Assistant Athletic Trainer of the Year in 2013.

Professionally, Engel starts his second year as president of the Professional Football Athletic Trainers Society (PFATS), having previously served as the president-elect as well as on the executive committee as an NFC assistant representative and on the PFATS advocacy committee. The purpose of PFATS is to ensure the highest quality of health care is provided to the National Football League; it works closely with the NFL, NFL Physician Society and the National Athletic Trainers Association (NATA) to improve the health and safety of athletes through continuous research, innovation and education. Engel has also worked extensively with the PFATS Foundation, previously serving as its president and director of internal education.

Engel also spent time on the athletic training staff of the New England Patriots as a seasonal assistant/intern (1996-97) and as a training-camp intern (1995).

AT A GLANCE ...



- Promoted to vice president of player health and performance on April 3, 2024.
- Is entering his 28th season with the team after originally joining the organization in 1997 as a seasonal assistant/intern.
- Is entering his second year as the president of the Professional Football Athletic Trainers Society (PFATS), an organization that works to ensure the highest quality of care is provided to the National Football League.
- Named the Tim Davey NFC Assistant Athletic Trainer of the Year in 2013 and was also a member of the Packers' athletic training staff that was honored with the NFL Athletic Training Staff of Year award in 2011.
- Earned his degree in kinesiology with an emphasis in athletic training from the University of Illinois in 1998.

Engel earned his B.S. degree in kinesiology with an emphasis in athletic training from the University of Illinois in 1998. In addition to his degree, Engel is a certified athletic trainer and a member of the National Athletic Trainers Association. He also holds certification as a corrective-exercise specialist and performance-enhancement specialist from the National Academy of Sports Medicine and is certified in the functional-movement screen.

A native of Hanover Park, Ill., Engel is married to Jennifer, with whom he has three sons, Drew, 24, Ryan, 22, and Evan, 20.

Diagnosed in 2010, Evan lives with Type 1 diabetes (T1D). Engel and his wife are both active volunteers for JDRF, with Jennifer having served on the executive board as secretary and as advocacy team chair for the northeast Wisconsin chapter. Evan was selected as a delegate for the 2017 JDRF Children's Congress and went to Washington, D.C., to advocate on Capitol Hill for strong funding for T1D research.

AFTER THE BYE, 1990-2023

Season	After bye	Pct.	Before bye	Overall	Season	After bye	Pct.	Before bye	Overall
2011	8-1	.889	7-0	15-1	2000	6-3	.667	3-4	9-7
1997	8-1	.889	5-2	13-3	1992	7-4	.636	2-3	9-7
2014	7-1	.875	5-3	12-4	2006	7-4	.636	1-4	8-8
2019	5-1	.833	8-2	13-3	2016	8-5	.615	2-1	10-6
2007	8-2	.800	5-1	13-3	1994	6-4	.600	3-3	9-7
2001	8-2	.800	4-2	12-4	2023	7-5	.583	2-3	9-8
2021	4-1	.800	9-3	13-4	2013	7-5-1	.577	1-2	8-7-1
1996	7-2	.778	6-1	13-3	1993	8-6	.571	1-1	9-7
2003	7-2	.778	3-4	10-6	2010	4-3	.571	6-3	10-6
2022	3-1	.750	5-8	8-9	1999	6-7	.462	2-1	8-8
2020	9-3	.750	4-0	13-3	2015	4-6	.400	6-0	10-6
2009	9-3	.750	2-2	11-5	1990	4-6	.400	2-4	6-10
2004	6-2	.750	4-4	10-6	2017	3-6	.333	4-3	7-9
2012	5-2	.714	6-3	11-5	1991	3-7	.300	1-5	4-12
1998	7-3	.700	4-2	11-5	2018	3-7	.300	3-2-1	6-9-1
2002	6-3	.667	6-1	12-4	2005	3-8	.273	1-4	4-12
1995	8-4	.667	3-1	11-5	2008	2-7	.222	4-3	6-10



MILT HENDRICKSON

Director - Football Operations

Milt Hendrickson enters his 20th NFL season and sixth with the Packers in 2024. He joined Green Bay on Jan. 24, 2019, as director – football operations after spending

the previous 14 seasons (2005-18) in the personnel department of the Baltimore Ravens.

With the Ravens, Hendrickson was a player personnel assistant in 2005, worked primarily with the pro personnel staff in 2006-07, was promoted to Midwest area scout after the 2008 NFL Draft, was named mid-regional scout following the 2013 NFL Draft and was promoted to national scout after the 2016 NFL Draft. During his time in Baltimore, the Ravens won a Super Bowl and four division titles, appeared in the playoffs eight times and won 138 games (including postseason), the sixth most in the NFL over that span.

Prior to joining the Ravens, Hendrickson was a coach in high school and college. After serving as the team captain for both the football and baseball teams at Luther College, he went on to earn his master's degree in exercise and sports science/sports administration from the University of Wisconsin-La Crosse. In 1996, he was the assistant offensive line coach at UW-La Crosse. From 1997-99, Hendrickson was the head varsity football coach at De Soto (Wis.) High School, where his teams were Division 6 state semi-finalists in both 1998 and 1999. In the spring of 2000, he served as De Soto's head baseball coach, leading the team to a 27-0 record and the Division 3 state title. During his various coaching roles at the high school, Hendrickson also taught language arts and social



JON-ERIC SULLIVAN

Vice President of Player Personnel

Jon-Eric Sullivan begins his 21st season with the Packers and third as vice president of player personnel. Promoted to his current role on July 22, 2022, Sullivan previously served

as co-director of player personnel for four seasons (2018-21) and for two seasons (2016-17) as the director of college scouting. Sullivan also served as a college scout covering the Central Plains region (2008-11) and the Southeast region (2012-15) after working as the team's National Football Scouting representative to the annual NFL Scouting Combine and authoring evaluations of all prospective seniors in the Southwest region.

Sullivan joined the team's football operations department on July 12, 2004, having previously served as a scouting intern during Green Bay's 2003 training camp.

Sullivan played his junior and senior seasons (1998-99) as a wide receiver at Gardner-Webb University in Boiling Springs, N.C. As a senior, he was named to the all-conference team after leading the Bulldogs with 43 receptions. Previously, he played at the University of South Carolina from 1995-97 before transferring to Gardner-Webb.

Sullivan attended high school at Fork Union (Va.) Military Academy, where he was an all-state defensive back his junior year, pacing state players with nine interceptions, and then an all-state receiver as a senior. Sullivan lettered twice in football, while also receiving two letters each in indoor and outdoor track. As a senior, he was all-state in track as a member of the state-champion 400-meter relay team after placing third at the state meet in the 300-meter hurdles as a junior.

Following his college football career, Sullivan served as a student-assistant receivers coach at Gardner-Webb for one season. Though officially listed as a student assistant, he actually served as the



AT A GLANCE ...



- Joined the Packers as director – football operations on Jan. 24, 2019.
- Spent 14 seasons (2005-18) in the Baltimore Ravens' personnel department, serving in various pro and college scouting roles.
- Team captain for the football and baseball teams at Luther College.
- Possesses a coaching background at both the collegiate (University of Wisconsin-La Crosse, 1996; Luther College, 2000-04) and high school (De Soto, Wis., 1997-99) levels.
- Interned in the Packers' personnel department during training camp in 2004.

studies at De Soto Middle School. He then went back to Luther to coach the offensive line/running backs from 2000-01 and then served as the associate head coach/special teams coordinator/offensive line coach from 2002-04. In 2021, Hendrickson was inducted into the Luther College athletic hall of fame.

Hendrickson's introduction to the NFL came as an intern in the Packers' personnel department during training camp in 2004.

A Wisconsin native, he was the valedictorian as a senior in 1992 at Pecatonica (Blanchardville, Wis.) High School and that same year played in the WFCB Shrine Bowl all-star game as a defensive lineman. He was inducted into the school's athletic hall of fame in 2016. Hendrickson and his wife, Amy, are the proud parents of a son, Hutson, 19, and two daughters, Avalyn, 15, and Jaycie, 12.



AT A GLANCE ...



- Promoted to vice president of player personnel on July 22, 2022, after spending four seasons (2018-21) as co-director of player personnel.
- Also spent two seasons (2016-17) as director of college scouting. First joined the Packers in 2004 as the team's National Football Scouting representative after interning for the Packers during the 2003 training camp.
- Served as a college scout covering the Central Plains (2008-11) and Southeast (2012-15) regions.
- As a student assistant at Gardner-Webb in 2001, was the primary position coach for receivers.
- Graduated from Gardner-Webb in December 2000 after transferring from South Carolina and finishing his collegiate playing career as a wide receiver with the Bulldogs.
- The son of Jerry Sullivan, a longtime NFL and college coach who retired in 2021 after more than 40 years of coaching.

primary position coach for the receivers.

Sullivan obtained a B.A. degree in social science from Gardner-Webb in December 2000, and then worked three years (2001-04) for GMAC's sales and credit administration departments before joining the Packers' staff.

In 2021, Gardner-Webb inducted Sullivan into its Gallery of Distinguished Alumni.

His father, Jerry Sullivan, was a longtime NFL and college coach who retired in 2021 after more than 40 years of coaching.

Sullivan and his wife, Jennifer, reside in Green Bay with their three daughters, Samantha, 12, Mia, 10, and Cecilia, 8.



JOHN WOJCIECHOWSKI

Director of Player Personnel

Now entering his 29th season in the NFL, John Wojciechowski begins his 13th season with the Packers and seventh as the director of player personnel after he was promoted on May 25, 2018. He spent the 2017 season as the director of pro personnel after being promoted in June 2017. He joined the team on May 23, 2012, as a college scout.

Prior to coming to Green Bay, Wojciechowski (pronounced woh-jih-cow-skee) spent the previous nine seasons (2003-11) as the Northeast area scout for the Dallas Cowboys.

He came to Dallas after working for the Jacksonville Jaguars for five seasons (1998-2002). During his first three seasons with Jacksonville, Wojciechowski worked as the team's Southeast regional scout for the BLESTO scouting organization. He was promoted to Midwest scout by the Jaguars in 2001.

Wojciechowski's first venture into the NFL player personnel field came with the Pittsburgh Steelers, where he served as a player personnel assistant for two seasons (1996-97). With the Steelers, he evaluated both college and pro players and did quality-control work for the special teams units.

Wojciechowski was a four-year starter at Duquesne at defensive end (1992-95) and a three-year tri-captain. As a senior in '95, he earned first-team All-Metro Atlantic Conference honors and first-team All-America honors from *Don Hansen's Football Gazette*. He helped lead the Dukes to their first-ever conference championship (7-0 record) and a 10-1 mark overall. The team finished the season with an ECAC Bowl victory over Wagner.

Wojciechowski finished his career at Duquesne as the school's all-time sacks leader with 24, which now ranks No. 3 on the

AT A GLANCE ...

- Promoted to director of player personnel on May 25, 2018.
- Named director of pro personnel in June 2017. First joined the Packers in 2012 as a college scout.
- Served as a college scout for the Dallas Cowboys (2003-11) and Jacksonville Jaguars (1998-02) following two seasons as a player personnel assistant with the Pittsburgh Steelers (1996-97).
- A four-year starter and three-year captain at Duquesne at defensive end, ranks No. 3 on the school's all-time sack list with 24.

Dukes' all-time list. He led the team in sacks each of his final three seasons, posting 9½ as a senior in 1995 (No. 5 in single-season history) and nine in 1993 (tied for No. 6). Wojciechowski was part of a group that helped Duquesne transition from Division III to I-AA following his freshman season.

Wojciechowski was also a three-year starter at catcher and designated hitter for the Dukes' baseball team. He earned a degree in business administration at Duquesne.

Wojciechowski attended Plum (Pa.) High School in suburban Pittsburgh. He was a first-team all-conference selection in football and was named to the *Pittsburgh Post-Gazette's* "Fabulous 22" team. Wojciechowski was also a team captain as a senior and was inducted into the school's hall of fame in November 2013.

Wojciechowski and his wife, Tami, live in Green Bay with their sons, Holt and Taft.



MATT MALASPINA

Director of College Scouting

Matt Malaspina (mal-eh-SPEEN-ah) enters his 27th NFL season and his eighth with the Packers in 2024. He was promoted to his current role on May 25, 2018.

Malaspina joined the Packers as a college scout on Feb. 8, 2017, after spending 12 seasons (2005-16) with the San Francisco 49ers.

Malaspina finished his tenure with San Francisco as the team's director of college scouting for four seasons (2013-16). He oversaw the daily operations of the college scouting department and the staff. For the three years (2010-12) prior, Malaspina was a national scout, primarily serving in the Southeast region. He also assisted the department by cross-checking the top prospects in college football.

For five seasons (2000-04), Malaspina worked under former Packers general manager Ted Thompson in Seattle, serving as an area scout for the Seahawks. While in Seattle, he covered the Northeast and Southeast regions. Malaspina spent the 1999 season evaluating college prospects from the Southeast region for the Carolina Panthers. He also spent 1998 with National Football Scouting.

AT A GLANCE ...

- Promoted to director of college scouting on May 25, 2018.
- Joined the Packers in 2017 as a college scout.
- Served as the director of college scouting (2013-16) and a college scout (2005-12) for the San Francisco 49ers following five seasons as an area scout with the Seattle Seahawks (2000-04).
- Served as an offensive assistant at Jacksonville University (1997-98).
- A graduate of the University of Central Florida, he played center in the Canadian Football League for the Shreveport Pirates in 1994.

Malaspina was a coach as well, serving as an offensive assistant at Jacksonville University from 1997-98. His first college coaching position was with Central Florida, his alma mater, in 1997. Malaspina graduated from Central Florida in 1993, playing center for the Knights. Before returning to coach for the Knights, Malaspina played center in the Canadian Football League for the Shreveport Pirates in 1994 and participated in training camp in 1995.



SAM SEALE

National Scout

Sam Seale, a 10-year NFL veteran as a player, heads into his 30th season with the Packers and his seventh as a national scout.

Promoted to his current role on May 25, 2018, Seale spent six seasons (2012-17) as a West regional scout and 17 seasons as a college scout (1995-2011) for the Packers.

Seale was selected as the 2024 winner of the Bob Harlan Leadership Award by the Packers Hall of Fame. The Harlan Award is given to someone who has demonstrated exceptional leadership qualities and contributed to the betterment of the organization throughout their time with the Packers, while also serving with the integrity, character and determination emblematic of the former team president for whom the award is named.

In 2017, Seale was recognized as the NFC Scout of the Year at the Fritz Pollard Alliance Meeting, which took place during the NFL Scouting Combine.

Seale began his NFL playing career after being picked in the eighth round of the 1984 NFL Draft by the then-Los Angeles Raiders. After one year as a wide receiver (1984) and three seasons as a defensive back/kick returner (1985-87) for the Silver and Black, Seale headed south to play for the then-San Diego Chargers for the next four seasons (1988-91).

After becoming a full-time starter (at cornerback) for the first time in his pro career in 1989, Seale appeared in all 16 games for San Diego in both 1990 and '91. He then returned to Los Angeles in 1992 to play one additional season for the Raiders and appeared in one game with the Los Angeles Rams in 1993.

In 121 career games, Seale recorded 11 interceptions, returning one for a touchdown in 1985. He also scored once on a fumble recovery (in 1988 with San Diego).



RICHMOND WILLIAMS

Director of Pro Personnel

Richmond Williams enters his 17th year with the Packers in 2024 and sixth as director of pro personnel after being elevated to the position on June 11, 2019. He

previously spent two seasons as a pro scout (2017-18) and five seasons as a college scout (2012-16). He also served as the team's National Football Scouting representative to the annual NFL Scouting Combine from 2008-11 and authored evaluations of all prospective seniors in the Southwest region. Williams spent the 2007 training camp as a scouting intern with the Packers.

In 2022 and 2023, Williams represented the Packers at the NFL's Coach and Front Office Accelerator, which brings together 60 diverse head-coach and general-manager prospects from all clubs.

In 2007, Williams volunteered as an assistant in the football office at his alma mater, the University of Iowa. His duties included helping coaches plan their recruiting trips and breaking down defensive game film.

Prior to working in the football office, Williams lettered two years as a cornerback for Iowa. He earned the Iowa "Team

AT A GLANCE ...



- Promoted to national scout on May 25, 2018. First joined the Packers on July 22, 1995.
- Named the NFL Scout of the Year at the Fritz Pollard Alliance Meeting in 2017.
- A 1984 draft pick by the then-Los Angeles Raiders, spent four seasons each with the Raiders (1984-87) and the then-San Diego Chargers (1988-91).
- A four-year letterman at Western State College (Colo.) at running back, led the team twice both in rushing and receiving. Was inducted into the Western State College Hall of Fame in 2002.

A four-time letterman (1980-83) as a running back for Western State College (Colo.), Seale averaged 5.3 yards per carry as a collegian while leading the team twice in both rushing and receiving. He also earned NAIA All-America honors in track, competing in the 60-, 100- and 200-meter events. The political science major was an All-Rocky Mountain Athletic Conference pick two seasons in football and four times in track. Seale was inducted into the Western State College Hall of Fame in 2002.

While attending Orange (N.J.) High School, Seale was an all-state performer in football his senior year and in track as a junior and senior. He earned four letters as a running back/defensive back for the football team while also lettering twice in track as a sprinter.

He and his wife, Elizabeth, reside in San Diego and have two sons, Ricky (Sam Jr.), 32, and Samir, 30, and a daughter, Shi-Ann, 25. Ricky is the all-time leading rusher in San Diego prep history and was a four-year letterman (2011-14) at Stanford University.

AT A GLANCE ...



- Promoted to director of pro personnel on June 11, 2019.
- Spent two seasons as a pro scout for the Packers (2017-18) and five seasons as a college scout (2012-16).
- First experience with the Packers came as a scouting intern during training camp in 2007.

Leader" award all four years of his career, given by the coaching staff to the player who made high contributions on special teams. In 2006, Williams earned a B.A. in economics, as well as a certificate of entrepreneurship.

Williams was a two-sport athlete in football and track and field at North Augusta (S.C.) High School. He played cornerback and wide receiver and was a state-champion long jumper as a senior, also participating in the 4x100-meter relay.

Nicknamed "Richey," Williams is married to his wife, Fiory. The couple has a daughter, Delina, and a son, Adonai.

GREEN BAY PACKERS, INC.



The seven-member Executive Committee of the Green Bay Packers presently is composed of: (back row) Karl A. Schmidt, Treasurer; Daniel T. Ariens, Secretary; Mark H. Murphy, President; Michael J. Barber, Member; Donald J. Long Jr., Member; (front row) Michael D. Simmer, Vice President and Lead Director; and Marcia M. Anderson, Member.

Now in their 106th season of existence and their 104th season in the National Football League, the Green Bay Packers are a team and an organization unique in both structure and accomplishment. They represent – from an organizational standpoint – the only publicly owned franchise in the 32-team NFL. On the field, they have won 13 NFL championships, more than any other franchise.

The Packers have been a community-owned team since 1923 when the Green Bay Football Corporation was founded. After it was forced into receivership in 1933, the franchise was reorganized in 1935 as Green Bay Packers, Inc., which is still operating today.

While the Packers still think of themselves as community-owned, their community has grown since 1923 to reflect their worldwide fan base. There are approximately 5,204,615 shares owned by 539,029 shareholders. A seven-member executive committee elected from a board of directors governs the corporation. The committee directs corporate management, approves major capital expenditures, establishes broad policy and monitors management's performance in conducting the business and affairs of the corporation.

BOARD OF DIRECTORS

Michael Alexander
Janeau E. Allman
Marcia M. Anderson
Daniel T. Ariens
Michael J. Barber
Ave M. Bie
Kate K. Burgess
LeRoy Butler
James B. Christensen
Casey Cuene
Valerie Daniels-Carter
Michael E. Daniels
Robyn Y. Davis
Craig S. Dickman

Andrew E. Farah
Philip B. Flynn
Edgar I. Garcia
Robin L. Gilson
Michael J. Haddad
William L. Jartz
Jeffrey A. Joerres
Wilson R. Jones
Mark A. Kasper
David Kohler
George E. Koonce Jr.
William F. Kress
Donald J. Long Jr.
Dexter E. McNabb

Mark H. Murphy
Laurie A. Radke
Diane L. Roundy
Mark B. Rourke
John A. Schmidt
Karl A. Schmidt
Sachin M. Shivaram
Michael D. Simmer
Mark D. Skogen
Christopher S. Stiles
Dr. Elizabeth R. Trowbridge
Kurt R. Voss
Christine E. Woleske
Hon. John P. Zakowski

DIRECTORS EMERITUS

Nancy K. Armbrust
Thomas D. Arndt
John F. Bergstrom
Terry J. Bogart
John E. Broeren
Robert C. Buchanan
Thomas J. Cardella
Richard J. Chernick
James M. Christensen
Virgis W. Colbert
Ricardo Diaz
Susan M. Finco
Beverly A. French
Terrence R. Fulwiler

Robert C. Gallagher
Gerald L. Gannoni
Johnnie L. Gray
Robert E. Harlan
George F. Hartmann
Thomas J. Hinz
George F. Kerwin
Bernard S. Kubale
C. Patricia LaViolette
Charles R. Lieb
Thomas J. Lutsey
John N. MacDonough
Laurence A. McCarren
Michael J. McClone

John C. Meng
Thomas M. Olejniczak
Thomas L. Olson
Pat Richter
Gary M. Rotherham
Allan H. "Bud" Selig
John L. Skoug
Edward A. Thompson
Eric G. Torkelson
Barbara A. Webster
Mike L. Weller
Larry L. Weyers
Hon. Donald R. Zuidmulder



MATT LAFLEUR

Head Coach

16th NFL Season » Sixth Season as Packers Head Coach

Entering his 16th season coaching in the National Football League, Matt LaFleur (la-flew-er) enters his sixth season in Green Bay after being named the Packers' 15th head coach on Jan. 8, 2019.

"We are very excited to welcome Matt as the next head coach of the Green Bay Packers," said Packers President and CEO Mark Murphy on the day of LaFleur's hiring. "We found a coach with the background and experience that we think will get us back to playing winning football. We're also excited about the person – he is bright with a great work ethic and a perfect fit for Green Bay and the organization."

In his first five seasons leading the Packers, LaFleur has authored one of the finest starts to a head-coaching career in NFL history. Per the Elias Sports Bureau, his 56 regular-season wins are tied for the second most in league history by a head coach in his first five seasons in the NFL, trailing only George Seifert (62 in 1989-93). Green Bay's 56-27 (.675) regular-season record since 2019 is tied for No. 3 in the NFL and ranks No. 1 in the NFC. LaFleur has guided the Packers to four playoff berths in his first five seasons, tied for the most in the NFC since 2019, including back-to-back appearances in the NFC title game (2019-20) and the top seed in the NFC in both 2020 and 2021.

In his first three seasons in Green Bay (2019-21), LaFleur became the first head coach in NFL history to post 13-plus wins in three straight seasons. His 39 victories over that span passed Seifert (38 in 1989-91) for the most wins by an NFL head coach in his first three seasons in the league and are also tied for the third most by a coach over any three-season span in league history (Mike Ditka, 40 from 1985-87; Andy Reid, 40 from 2020-22).

LaFleur's tenure has been highlighted by the team's success in NFC North contests, at Lambeau Field and late in the season. In his first five seasons, he has helped Green Bay capture three division titles (2019-21) while posting a 22-8 mark against NFC North opponents, a .733 winning percentage that ranks No. 1 among head coaches in the history of the NFC North/Central (min. 10 games). LaFleur has guided the Packers to a 32-9 regular-season record (.780) at home, the top mark in the NFL since 2019, highlighted by a 15-game home winning streak in 2020-22 that is the third longest in team history. Green Bay finished the 2021 campaign with an 8-0 record at Lambeau Field, the only NFL team to be undefeated at home in '21, and it marked the third straight season the Packers won seven-plus home games, tied for the second-longest streak in team history (2010-12) behind only a five-season stretch from 1994-98.

Green Bay is 18-2 (.900) in the month of December under LaFleur, the top winning percentage in the league since 2019. He led the Packers to 16 consecutive wins in December from 2019-23, the longest winning streak during the month in NFL history by a head coach and the second longest by an NFL team in history (San Diego Chargers, 18 from 2006-09). Green Bay is 22-4 during the regular season in December/January under LaFleur, an .846 winning percentage that leads the NFL since 2019.

Since taking over in 2019, LaFleur has helped the Packers rank No. 1 in the NFL in giveaways (77), No. 2 in time of possession (31:32), No. 3 in sacks allowed (152), No. 6 in penalties (447) and No. 7 in scoring offense (25.2 ppg). Of the top four seasons in team history for fewest giveaways, three of them have come under his direction (2019-21), and he joins Bill Belichick (2010, 2014, 2016-17) as the only head coaches in league history to guide their teams to three-plus seasons with 13 or fewer giveaways. Green Bay ranked in the top two in the



AT A GLANCE ...



- Named the Packers' 15th head coach on Jan. 8, 2019.
- His 56 regular-season wins are tied for the second most in NFL history by a head coach in his first five seasons in the league, trailing only George Seifert (62 in 1989-93).
- Guided the Packers to a 56-27 regular-season record (.675) from 2019-23. No. 1 in the NFC and tied for No. 3 in the NFL over that span.
- Led Green Bay to the playoffs last season for the fourth time in five years (tied for No. 1 in the NFC over that span), guiding a team that was the youngest to make the postseason since the 1974 Buffalo Bills (25.56) with a weighted age of 25.58.
- In his first three seasons with the Packers (2019-21), led Green Bay to a trio of 13-win seasons, three NFC North crowns and two appearances in the NFC title game.
- Did not lose back-to-back games in his first 49 games, the most in NFL history by a head coach to start his career.
- Finished second in voting for *The Associated Press* NFL Coach of the Year in 2021.
- Became just the sixth head coach since 1970 to lead his team to the conference championship game in both of his first two seasons as a head coach, joining Jim Harbaugh (2011-12), Rex Ryan (2009-10), Barry Switzer (1994-95), Seifert (1989-90) and Don McCafferty (1970-71).
- Helped guide QB Aaron Rodgers to back-to-back NFL Most Valuable Player awards (2020-2021) as he became only the fifth player in NFL history to win consecutive MVPs.
- Has guided the Packers to three of the top four seasons in team history for fewest giveaways (11 in 2020, 13 in 2019 and 2021).
- Is entering his 16th season in the NFL in 2024, having also served as an offensive coordinator for two seasons (Los Angeles Rams, 2017; Tennessee Titans, 2018), a QBs coach for six seasons (Washington Redskins, 2010-13; Atlanta Falcons, 2015-16) and an offensive assistant for two seasons (Houston Texans, 2008-09).
- During his first 10 seasons in the NFL before coming to Green Bay, was a part of staffs that helped their teams rank in the top 10 in the league in total yards seven times (2008-09, 2012-13, 2015-17). Was on a staff that helped its offense finish in the top five in the league in scoring three times, highlighted by No. 1 rankings in 2016 with the Falcons and in 2017 with the Rams.
- Tutored Falcons QB Matt Ryan, who led the league with a 117.1 passer rating in 2016, the seventh highest in a season in NFL history, on his way to being named NFL Most Valuable Player and Offensive Player of the Year by *The Associated Press*.
- Has coached the league MVP (Rodgers, 2020-21; Ryan, 2016) or the NFL's Offensive Player of the Year (Rams RB Todd Gurley, 2017; Ryan, 2016) in four of the last eight seasons.
- Began his coaching career in 2003 at his alma mater, Saginaw Valley State. Has six seasons of coaching experience at the collegiate level, having also worked at Central Michigan (2004-05), Northern Michigan (2006), Ashland University (2007) and Notre Dame (2014).

COACHING BACKGROUND

Years	College/Pro Team	Position Coached
2003	Saginaw Valley State Univ.	Offensive Assistant
2004-05	Central Michigan Univ.	Graduate Assistant
2006	Northern Michigan Univ....	Quarterbacks/Wide Receivers
2007	Ashland Univ.	Offensive Coordinator
2008-09	Houston Texans	Offensive Assistant
2010-13	Washington Redskins	Quarterbacks
2014	Univ. of Notre Dame.....	Quarterbacks
2015-16	Atlanta Falcons.....	Quarterbacks
2017	Los Angeles Rams.....	Offensive Coordinator
2018	Tennessee Titans.....	Offensive Coordinator
2019-24	Green Bay Packers	Head Coach

NFL for fewest giveaways in three straight seasons (t-No. 1 in 2021 with 13; No. 1 in 2020 with a team-record 11; No. 2 in 2019 with 13), the first time in NFL history that a team had 13 or fewer giveaways in three consecutive seasons, and Green Bay's 37 total giveaways were tied for the fewest over a three-season span in NFL history (New England, 2015-17). The Packers are tied for No. 1 in the NFL in turnover margin (plus-34) since 2019 and have a 38-3 (.927) mark under LaFleur when they win the turnover battle.

In 2023, LaFleur led the Packers to the postseason for the fourth time in five years, the first time in franchise history that Green Bay secured a playoff berth after starting the season with three or fewer wins in its first nine games. The Packers were the youngest NFL team to make the playoffs since the 1974 Buffalo Bills (25.56) with a weighted age of 25.58 and became the youngest NFL team to win a postseason game since the 1970 AFL-NFL merger with their 48-32 victory at the Dallas Cowboys in an NFC Wild Card contest. Green Bay's rookie class combined to appear in 206 regular-season games in 2023, the most in a season in team history and the most by any NFL team last season.

LaFleur mentored first-year starting QB Jordan Love, who became just the third QB in NFL history to post 4,000-plus passing yards (4,159) and 32-plus passing TDs (32) in his first season with multiple starts, joining Kurt Warner (1999) and Patrick Mahomes (2018). Love was one of four QBs to rank in the top 10 in the league in passing TDs (No. 2), passing yards (No. 7) and TD/INT ratio (No. 7, 2.91) in 2023, and over the final eight regular-season games, he completed 196 of 279 passes (70.3 pct.) for 2,150 yards and 18 TDs with one INT for a 112.7 rating. Green Bay's offense received contributions from a host of young players last season with the rookie class combining for 191 receptions and 2,250 receiving yards, the most in both categories by any NFL team's rookie class since the 1970 merger. WR Jayden Reed set a team rookie record with 64 receptions and was joined by WR Dontayvion Wicks (39), TE Luke Musgrave (34) and TE Tucker Kraft (31) as they became the first rookie foursome in the NFL to each register 30-plus catches in a season since the 1970 merger.

The offense continued to excel under LaFleur in 2022 as QB Aaron Rodgers ranked No. 7 in the NFL in TD passes (26) while also tying for No. 5 with 53 completions of 20-plus yards. RB Aaron Jones led the team with a career-high 1,121 rushing yards and ranked No. 2 in the league among RBs with an average of 5.26 yards per carry. WRs Romeo Doubs (41, three) and Christian Watson (41, seven) became only the third rookie WR duo in NFL history to each have 40-plus receptions and three-plus TD receptions in a season. Additionally, the Packers ranked No. 7 in the NFL in sacks allowed (32), including just 17 in Weeks 7-18 (No. 3 in the NFL). Green Bay ranked No. 5 in the league in time of possession (31:23), its fourth straight season under LaFleur finishing in the top five in the NFL in the category.

In 2021, LaFleur guided an offense that was highlighted by spectacular seasons from Rodgers and WR Davante Adams. For the second consecutive season under LaFleur, and the fourth time overall, Rodgers was named the NFL's Most Valuable Player by *The Associated Press* and the Pro Football Writers of America. He led the league in passer rating (111.9) for the second straight season and led the league in INT percentage (0.75) for the fourth straight season and an NFL-record sixth time. Adams set new single-season team records for receptions (123) and receiving yards (1,553) in '21 as he became the first player in team history with three 100-catch seasons (2018, 2020-21). He also became the first player in league history to post 115-plus catches, 1,350-plus receiving yards and 11-plus receiving TDs in back-to-back seasons (2020-21).

For the second consecutive season in 2020, LaFleur led Green Bay to a 13-3 record and an NFC North title while also earning the No. 1 seed in the NFC for the first time since 2011. According to Elias, he was the sixth head coach since 1970 to lead his team to the conference championship game in both of his first two seasons as a head coach, joining Jim Harbaugh (2011-12), Rex Ryan (2009-10), Barry Switzer (1994-95), Seifert (1989-90) and Don McCafferty (1970-71). Additionally, Green Bay's 13-win improvement over the previous two seasons (13 wins in 2017-18) marked the biggest two-season victory improvement by a head coach in franchise history from the two seasons prior to him taking over, eclipsing the previous mark held by Vince Lombardi (15 victories in 1959-60 after the Packers won four games in 1957-58).

The Packers led the NFL with 509 points in 2020, the second-highest total in team history (560 in 2011), including a league-best 12 games with 30-plus points. Green Bay was the only team to rank in the top 10 in the NFL in all of the following categories: total offense (389.0 ypg, No. 5), yards per play (6.29, No. 3), passing offense (256.6 ypg, No. 9), passing yards per play (7.81, No. 2), rushing offense (132.4 ypg, No. 8) and yards per carry (4.78, No. 7). Additionally, the Packers were the only NFL team to have three different players (Adams-18, Jones-11, TE Robert Tonyan-11) with 10-plus TDs in 2020.

Rodgers was named the NFL's Most Valuable Player by AP and by the PFWA after leading the NFL with a 121.5 passer rating in 2020, the second-highest single-season mark by a quarterback in NFL history behind only his 122.5 rating in 2011. In addition to leading the NFL in passer rating, Rodgers also led the league in passing TDs (team-record 48), completion percentage (team-record 70.7) and INT percentage (0.95), the first QB to lead the NFL in all four categories since Steve Young in 1992. Adams set the franchise record to that point for receptions in a season with 115 and tied the team mark (Sterling Sharpe, 1994) for the most receiving TDs in a season with 18, becoming the only player in NFL history to have 18-plus TD receptions and 100-plus catches in a season. Adams led the league in receiving TDs, receiving yards per game and receptions per game in 2020, the first NFL

PACKERS HEAD-COACHING DEBUTS

Matt LaFleur, the 15th head coach in Green Bay history, became the first Packers coach to play his first official league contest outside of Wisconsin when Green Bay played at Soldier Field vs. the Chicago Bears to open the 2019 season.

Coach	Date	Opponent	Site	Result
Earl "Curly" Lambeau	10/23/21	Minneapolis Marines	Hagemeister Park, Green Bay	W, 7-6
Gene Ronzani	09/17/50	Detroit Lions	City Stadium, Green Bay	L, 45-7
Lisle Blackbourn	09/26/54	Pittsburgh Steelers	City Stadium, Green Bay	L, 21-20
Ray "Scooter" McLean	09/28/58	Chicago Bears	*Lambeau Field, Green Bay	L, 34-20
Vince Lombardi	09/27/59	Chicago Bears	*Lambeau Field, Green Bay	W, 9-6
Phil Bengtson	09/15/68	Philadelphia Eagles	Lambeau Field, Green Bay	W, 30-13
Dan Devine	09/19/71	New York Giants	Lambeau Field, Green Bay	L, 42-40
Bart Starr	09/21/75	Detroit Lions	County Stadium, Milwaukee	L, 30-16
Forrest Gregg	09/02/84	St. Louis Cardinals	Lambeau Field, Green Bay	W, 24-23
Lindy Infante	09/04/88	Los Angeles Rams	Lambeau Field, Green Bay	L, 34-7
Mike Holmgren	09/06/92	Minnesota Vikings	Lambeau Field, Green Bay	L, 23-20 (ot)
Ray Rhodes	09/12/99	Oakland Raiders	Lambeau Field, Green Bay	W, 28-24
Mike Sherman	09/03/00	New York Jets	Lambeau Field, Green Bay	L, 20-16
Mike McCarthy	09/10/06	Chicago Bears	Lambeau Field, Green Bay	L, 26-0
Matt LaFleur	09/05/19	Chicago Bears	Soldier Field, Chicago	W, 10-3

*—Then known as (new) City Stadium, before facility renamed Lambeau Field in 1965

player to lead the league in all three categories since Sharpe in 1992.

In LaFleur's first year leading the team in 2019, Green Bay finished the regular season with a 13-3 record on its way to an NFC North crown and the No. 2 seed in the NFC as he became just the fifth coach in league history to win 13-plus games in his first season as a head coach. He guided the Packers to their biggest one-year win improvement in club history (plus-seven wins) and became the first head coach to lead Green Bay to the playoffs in his first season. LaFleur joined Mike McCarthy as the only head coaches in club annals to lead the team to the NFC title game in their first playoff appearance, and he became the first NFL coach to do so since Harbaugh in 2011.

LaFleur guided the Packers to a 6-0 record in NFC North games in 2019, just the second time that Green Bay had gone undefeated in the division (2011) since the league went to a divisional format in 1967. He joined Jim Caldwell (2011) and Steve Mariucci (1997) as the only coaches in NFL history to post a perfect divisional record and 13-plus wins in the regular season in their first season as a head coach.

Green Bay's defense also took a step forward with LaFleur at the helm in 2019 as it ranked No. 9 in the NFL in points allowed (19.6 ppg), the first time Green Bay had finished in the top 10 in the category since 2010. The average was a 5.4-point decrease from 2018 (25.0 ppg.), the biggest one-year improvement in scoring defense for the Packers since 1996.


Since 2019, the Packers rank No. 8 in the NFL in points allowed (21.4 ppg), their top average over a five-season span since 2009-13 (20.8 ppg). Green Bay has limited its opponents to 21 or fewer points in 43 games under LaFleur, the third most in the NFC over that span behind only San Francisco (49) and Dallas (44). The Packers ranked in the top 10 in the league in passing defense each of the last four seasons, the lone NFL team to do so in 2020-23 and the team's first time doing so since 1974-77. That included a No. 6 ranking (197.0 ypg) in 2022, the fewest allowed by the Packers since 2010 (194.2 ypg). In 2021, Green Bay finished in the top 10 in the NFL in total defense (328.2 ypg, No. 9) and passing defense (219.1 ypg, No. 10), just the eighth time since 1970 that Green Bay finished the regular season in the top 10 in both categories (2020, 2010, 2009, 1998, 1997, 1996, 1994).

LaFleur came to Green Bay after spending two seasons as an offensive coordinator, first with the Los Angeles Rams in 2017 and then with the Tennessee Titans in 2018. He also coached quarterbacks for two seasons with the Atlanta Falcons (2015-16) and four seasons with the Washington Redskins (2010-13). LaFleur got his start in the NFL coaching ranks with the Houston Texans as an offensive assistant in 2008-09.

During his first 10 seasons in the league before coming to Green Bay, LaFleur was a part of offensive staffs that helped their teams rank in the top 10 in the NFL in total yards seven times (2008-09, 2012-13, 2015-17). In three of those seasons, LaFleur was on a staff that helped its offense finish in the top five in the league in scoring, highlighted by No. 1 rankings in 2016 with the Falcons and in 2017 with the Rams.

In his lone season with the Titans, LaFleur guided the offense to a No. 7 league ranking in rushing (126.4 ypg) as Tennessee registered 11 games with 100-plus rushing yards, tied for No. 2 in the NFL in 2018. Tennessee's ground game was led by third-year RB Derrick Henry, who finished No. 7 in the NFL in rushing yards (1,059) and tied for No. 3 in rushing TDs (12), the most by a Titan since RB Chris Johnson (14 in 2009). RB Dion Lewis added 517 rushing yards as Tennessee was one of only three teams in the league (Denver and Seattle) to feature both a 1,000-yard back and a 500-yard back in 2018.

Despite missing three full games and parts of others due to injuries in 2018, Titans QB Marcus Mariota ranked No. 6 in the league with a single-season franchise-record 68.9 completion percentage and posted a career-high average of 7.64 yards



per attempt, the top mark by a Titans QB (min. 200 att.) since Steve McNair in 2003 (8.04). In Week 12 at Houston, Mariota completed 22 of 23 passes for 303 yards and two TDs with no INTs, a 95.7 completion percentage that was the second-best single-game mark in NFL history (min. 20 att.) behind only Chargers QB Philip Rivers' 96.6 percentage recorded the previous day vs. Arizona.

Under LaFleur's direction, Tennessee's offense had one of its finest seasons in team history when it came to taking care of the football, finishing tied for No. 7 in the NFL with 18 giveaways, tied for the fourth fewest in a season in franchise annals. The Titans set a single-season team mark with only six fumbles lost on the season, which was tied for No. 4 in the NFL in 2018. The offense also contributed to the Titans being called for the fewest penalties in the league (82), the fewest in franchise history in a 16-game season (since 1978).

As offensive coordinator for the Rams in 2017, LaFleur was part of a staff that helped the team improve its win total by seven games (4-12 to 11-5) as Los Angeles won the NFC West for the first time since 2003. The Rams led the league in scoring (29.9 ppg), more than doubling their average from 2016 (14.0 ppg) as they became the first team in the Super Bowl era (since 1966) to go from last to first in the NFL in scoring in one season. The Rams also finished in the top 10 in the league in total offense (No. 10, 361.5 ypg), rushing offense (No. 8, 122.1 ypg), passing offense (No. 10, 239.4 ypg) and third-down percentage (No. 9, 41.1).

Rob Todd Gurley was named AP Offensive Player of the Year in '17 after leading the league in yards from scrimmage (2,093) and rushing TDs (13) and ranking No. 2 in the NFL with a career-high 1,305 rushing yards. QB Jared Goff finished in the top 10 in the NFL in passer rating (No. 5, 100.5), passing yards (No. 10, 3,804), passing TDs (t-No. 5, 28) and INT percentage (No. 5, 1.47). The Rams threw only seven INTs on the season, the fewest in the NFL in 2017 and tied for the fewest in a season in franchise history (1969).

LaFleur joined the Rams after serving as the quarterbacks coach for the Atlanta Falcons in 2015-16. In 2016, he was part of an offensive staff that helped the Falcons win the NFC title and set franchise records for total offense (415.8 ypg), points scored (540), passing offense (295.3 ypg), giveaways (11) and yards per play (6.7). LaFleur tutored QB Matt Ryan as he set single-season franchise marks for passing yards (4,944), completion percentage (69.9) and TD passes (38) along with an average of 9.26 yards per attempt that ranks No. 1 in league history among QBs with 500-plus attempts. Ryan led the NFL with a 117.1 passer rating, the seventh highest in a season in league history, on his way to being named NFL Most Valuable Player and Offensive Player of the Year by AP.

LaFleur spent the 2014 season coaching quarterbacks at the University of Notre Dame, where he helped QB Everett Golson throw for 3,445 yards and 29 TDs, both good for No. 3 in single-season school annals. Golson completed a school-record 25 consecutive passes in a game vs. Syracuse, eclipsing the previous mark of 14 straight held by three different QBs.

From 2010-13, LaFleur served as quarterbacks coach for Washington. In 2012, he tutored rookie Robert Griffin III, who became the first QB in team history to win AP Offensive Rookie of the Year and the first rookie QB in franchise annals to be selected to the Pro Bowl. Washington finished 10-6 on the season, taking home its first NFC East crown in 13 years. Griffin completed 258 of 393 passes (65.6 percent) for 3,200 yards and 20 TDs with just five INTs and set NFL rookie records for passer rating (102.4), INT percentage (1.27) and rushing yards by a QB (815). Washington ranked No. 4 in the league in 2012 in scoring (27.3 ppg), the second-best average in team history (27.7 in 1999), and led the NFL with a franchise-low 14 giveaways on the season.

In 2011, veteran QB Rex Grossman started 13 games and posted career highs for completions (265) and passing yards per game (242.4) under LaFleur's direction. In his first season in Washington, LaFleur helped the team finish No. 8 in the league in passing offense (244.6 ypg), the team's best average since 1999 (245.4 ypg). Veteran QB Donovan McNabb started 13 contests in 2010 and ranked No. 8 in the league with an average of 259.8 passing yards per game.

LaFleur's first NFL coaching experience came with Houston as an offensive assistant in 2008-09, where he was part of a staff that helped the Texans rank in the top five in the league in total offense and passing offense in both of those seasons. In 2009, LaFleur assisted offensive coordinator/quarterbacks coach Kyle Shanahan with the QBs as the Texans ranked No. 4 in the league in total offense (383.1 ypg), highlighted by a passing game that ranked No. 1 in the NFL (franchise-record average of 290.9 ypg) as QB Matt Schaub led the league and set single-season team records for passing yards (4,770) and completions (396). In 2008, LaFleur assisted wide receivers coach Larry Kirksey as Houston ranked No. 3 in the league in total offense (382.1 ypg) and No. 4 in passing offense (266.7 ypg), with WR Andre Johnson leading the NFL in receptions (team-record 115) and receiving yards (1,575).

In 2007, LaFleur served as the offensive coordinator at Ashland (Ohio) University, where he helped the Eagles score a then-school-record 440 points and average 528.2 yards of offense per game on the way to an NCAA Division II postseason appearance, the team's first since 1997.

LaFleur began his coaching career as an offensive assistant at Saginaw Valley State in 2003 before working as a graduate assistant at Central Michigan in 2004-05. He also coached quarterbacks and wide receivers at Northern Michigan in 2006.

Born Nov. 3, 1979, in Mount Pleasant, Mich., LaFleur played quarterback at Saginaw Valley State (2000-02), where he guided the Cardinals to three straight NCAA Division II playoff appearances and earned second-team All-Great Lakes Intercollegiate Athletic Conference honors in all three seasons. He ranks No. 3 in school history in passing yards (7,699), completions (560) and passing TDs (67). LaFleur began his college career as a wide receiver at Western Michigan (1998-99) before transferring to SVSU.

Following his college career, LaFleur played in the National Indoor Football League for the Omaha Beef in 2003 and the Billings Outlaws in 2004.

LaFleur's younger brother, Mike, is currently the offensive coordinator for the Los Angeles Rams. Their father, Dennis, was a starting linebacker on Central Michigan's 1974 national championship team and went on to be a defensive assistant coach for the Chippewas for 22 seasons (1976-97). Following his time at CMU, Dennis also served as the head coach for four seasons and as an assistant coach for 13 seasons at Mount Pleasant (Mich.) High School.

LaFleur and his wife, BreAnne, reside in De Pere with their two sons, Luke and Ty.

BEST HOME RECORDS, 10-YEAR STRETCH, NFL/AFL HISTORY

Club	10-year span	Home(s)	W	L	T	Pct
Green Bay	1923-32	Bellevue Park, City Stadium	51	6	6	.895
Green Bay	1924-33	Bellevue Park, City Stadium, Borchert Field	50	6	6	.893
New England	2009-18	Gillette Stadium	71	9	0	.888
Oakland	1967-76	Oakland Coliseum	60	8	2	.877
Green Bay	1922-31	Hagemeister Park, Bellevue Park, City Stadium	50	7	6	.877
New England	2007-16	Gillette Stadium	70	10	0	.875
Green Bay	1993-2002	Lambeau Field, Milwaukee County Stadium	69	11	0	.863
New England	2006-15	Gillette Stadium	69	11	0	.863
New England	2010-19	Gillette Stadium	69	11	0	.863
Oakland	1968-77	Oakland Coliseum	59	9	2	.862
Pittsburgh	1971-80	Three Rivers Stadium	63	11	0	.851
Green Bay	1994-2003	Lambeau Field, Milwaukee County Stadium	68	12	0	.850
New England	2003-12	Gillette Stadium	68	12	0	.850
New England	2004-13	Gillette Stadium	68	12	0	.850
New England	2008-17	Gillette Stadium	68	12	0	.850

NOTE — From 1921-71, tie games were not included in winning percentage. The Packers are 60-20-1 (.747) over the last 10 years (2014-23) at home, No. 3 in the NFL and No. 1 in the NFC over that span. The New England Patriots and Kansas City Chiefs share the league's best home record (61-20, .753) over the last 10 seasons. Additionally, the Packers are 32-9 (.780) in their last five seasons (2019-23) under Head Coach Matt LaFleur at home, the best in the NFL.



RICH BISACCIA

Assistant Head Coach/Special Teams Coordinator

23rd NFL Season » Third Packers Season

Entering his 23rd season coaching in the NFL, Rich Bisaccia begins his third year with the Packers in 2024 as the team's special teams coordinator and his second with the title of assistant head coach.

Named special teams coordinator on Feb. 8, 2022, by Head Coach Matt LaFleur, Bisaccia (bis-SOTCH-ee-uh) was promoted to assistant head coach/special teams coordinator on March 10, 2023. He came to Green Bay after spending the previous four seasons with the Oakland/Las Vegas Raiders, serving as the team's assistant head coach/special teams coordinator and then taking over as interim head coach for the final 12 regular-season games in 2021. Bisaccia has 41 years of coaching experience, including 22 seasons in the NFL as a special teams coordinator with the Packers (2022-23), Raiders (2018-21), Dallas Cowboys (2013-17), San Diego Chargers (2011-12) and Tampa Bay Buccaneers (2002-10). This is the 13th season that he has held the title of associate head coach or assistant head coach in the NFL. Bisaccia has led his units to top-10 finishes in Rick Gosselin's special teams rankings eight times during his career (No. 7 in 2002 and 2007, No. 9 in 2008, No. 2 in 2009, No. 6 in 2012, No. 4 in 2013 and 2015, No. 5 in 2017) and has guided his teams to top-10 finishes in kickoff return average 11 times.

Under Bisaccia's direction the last two seasons, the Packers posted their best two-year mark on kickoff returns since 1954-55 (25.7 avg.) with an average of 25.5 yards that ranked No. 2 in the NFL in 2022-23. Green Bay led the league with six kickoff returns of 50-plus yards, the most by the team over a two-season span since 2003-04 (seven). Bisaccia also helped guide Green Bay to a No. 7 league ranking over the last two seasons in field-position margin (plus-1.4).

In 2023, Bisaccia tutored CB Keisean Nixon as he led the NFL in kickoff returns yards (782) and kickoff return average (26.1) on his way to earning first-team All-Pro honors from *The Associated Press* for the second straight season, just the fourth player to do so in back-to-back years (Mel Gray, 1990-91; Devin Hester, 2006-07; Cordarrelle Patterson, 2019-20). Nixon became just the second player in team history to lead the NFL in kickoff return yards in back-to-back seasons (Al Carmichael, 1956-57) and joined Steve Odom (1974-75) and Randall Cobb (2011-12) as the only players in franchise annals to register 700-plus yards on kickoff returns in back-to-back seasons. Bisaccia also helped the Packers rank No. 9 in the NFL last season in opponent average starting field position after kickoffs (24.8), including a league-best 12 drives started inside the opponent's 20-yard line.

Bisaccia worked with rookie K Anders Carlson in 2023 as he connected on at least one field goal in all 17 games, the most ever by a rookie in league history (previous high was 15 games). Carlson tied Mason Crosby's franchise mark (2013-14) by making a field goal in 17 consecutive games, and made 27 FGs on the season, the third most by a rookie in team annals. First-year P Daniel Whelan posted an average of 46.2 yards per punt under Bisaccia's direction in 2023, the second-best single-season mark in franchise history.

In Bisaccia's first season with the Packers in 2022, he helped Nixon become the first kick returner in franchise history to earn first-team AP All-Pro honors since the position was added in 1976. Nixon ranked No. 2 in the NFL with an average of 28.8 yards per kickoff return, the top single-season mark in team annals (min. 30 returns), and posted a league-high 1,009 yards on kickoff returns, just the third player in franchise history to lead the NFL in the category (Carmichael in 1956-57, Dave Hampton in 1971). Green Bay ranked No. 3 in the league in



AT A GLANCE ...



- Joined the Packers on Feb. 8, 2022, as special teams coordinator. Was promoted to assistant head coach/special teams coordinator on March 10, 2023.
- Has 22 years of experience in the NFL as a special teams coordinator with the Packers (2022-23), Oakland/Las Vegas Raiders (2018-21), Dallas Cowboys (2013-17), San Diego Chargers (2011-12) and Tampa Bay Buccaneers (2002-10). Has guided his teams to top-10 rankings in kickoff return average in 11 of those seasons.
- Helped guide CB Keisean Nixon to first-team AP All-Pro honors at kick returner each of the last two seasons, just the fourth NFL player to do so in back-to-back years (Mel Gray, 1990-91; Devin Hester, 2006-07; Cordarrelle Patterson, 2019-20).
- Served as the Raiders' interim head coach for the final 12 regular-season games in 2021, leading them to a 7-5 finish as the team earned their first postseason berth since 2016. Following the season, received votes for both the NFL Coach of the Year and the NFL Assistant Coach of the Year from AP.
- Tutored P AJ Cole, who earned first-team AP All-Pro recognition in 2021 after leading the NFL in punting average (50.0), and K Daniel Carlson, who set a single-season franchise record with 150 points (tied for No. 1 in the NFL) in 2021, including a team-record 40 FGs, on his way to earning second-team AP All-Pro honors.
- During his nine seasons with Tampa Bay (2002-10), directed his units to top-10 league rankings in kickoff return average five times and opponent kickoff return average five times.
- Prior to joining the Buccaneers, spent 19 seasons (1983-2001) coaching at the collegiate level, including three seasons at Mississippi (1999-2001), five seasons at Clemson (1994-98) and six seasons at South Carolina (1988-93).

COACHING BACKGROUND

Years	College/Pro Team	Position Coached
1983	Wayne State College.....	Defensive Backs/Special Teams
1984-87	Wayne State College.....	Quarterbacks/Wide Receivers
1988	Univ. of South Carolina ...	Graduate Assistant – TE/S/WRS
1989-90	Univ. of South Carolina..	Volunteer Asst. – DEs/Special Teams
1991	Univ. of South Carolina..	Volunteer Asst. – TEs/Special Teams
1992-93	Univ. of South Carolina..	RBs/Special Teams Coordinator
1994-98	Clemson Univ.	RBs/Special Teams Coordinator/ Recruiting Coordinator
1999	Univ. of Mississippi.....	RBs/Special Teams Coordinator
2000-01	Univ. of Mississippi.....	Assistant Head Coach/ Special Teams Coordinator/RBs
2002-07	Tampa Bay Buccaneers.....	Special Teams Coordinator
2008	Tampa Bay Buccaneers.....	Associate Head Coach/ Special Teams and RBs
2009-10	Tampa Bay Buccaneers.....	Associate Head Coach/ Special Teams Coordinator
2011	San Diego Chargers.....	Special Teams Coordinator
2012	San Diego Chargers.....	Assistant Head Coach/ Special Teams Coordinator
2013-14	Dallas Cowboys	Special Teams Coordinator
2015-17	Dallas Cowboys	Assistant Head Coach/ Special Teams Coordinator
2018-19	Oakland Raiders	Assistant Head Coach/ Special Teams Coordinator
2020-21	Las Vegas Raiders.....	Assistant Head Coach/ Special Teams Coordinator
2021	Las Vegas Raiders.....	Interim Head Coach
2022	Green Bay Packers	Special Teams Coordinator
2023-24	Green Bay Packers	Assistant Head Coach/ Special Teams Coordinator

average starting field position after kickoffs (26.7), the top mark posted by the Packers since 2010 (27.4). Crosby connected on 25 of 29 field goals (86.2 pct.), including a 96.0 percentage (24 of 25) on kicks from inside 50 yards that ranked No. 5 in the NFL (min. 10 att.). The Packers finished the season

ranked No. 22 in Gosselin's special teams rankings, a 10-spot improvement from their No. 32 ranking in 2021.

After being named interim head coach by Las Vegas on Oct. 11, 2021, Bisaccia guided the team to a 7-5 finish as the Raiders posted a 10-7 mark and made their first postseason appearance since 2016. The Raiders ended the regular season with four straight wins for the first time since 1990, including a 35-32 overtime victory in Week 18 vs. the Los Angeles Chargers to secure a playoff berth. Bisaccia received votes for both the NFL Coach of the Year and the NFL Assistant Coach of the Year in 2021 from AP.

P AJ Cole led the NFL with an average of 50.0 yards per punt in 2021 and ranked No. 5 in the league with a net average of 42.5 yards, earning first-team AP All-Pro honors and his first Pro Bowl selection. K Daniel Carlson set a single-season franchise record with 150 points (tied for No. 1 in the NFL), including a team-record 40 field goals, tied for the second most in a season in NFL history. Carlson earned second-team AP All-Pro honors and was named the AFC Special Teams Player of the Week in Weeks 2, 12, 17 and 18, the first NFL kicker to earn the honor four times in a season.

Under Bisaccia's direction in 2020, Carlson set a single-season team record for FG percentage by posting a 94.3 mark (33 of 35) on his way to scoring 144 points, tied for No. 1 in the NFL on the season. WR Hunter Renfrow ranked No. 2 in the league with an average of 11.5 yards per punt return, while DE Maxx Crosby earned AFC Special Teams Player of the Week honors in the season finale when he blocked two FGs to preserve the win. Crosby's two blocked kicks were tied for the most in a single game by an NFL player since at least 2000 as he joined DT Richard Seymour (2011) as the only Raiders since 2000 to block two kicks in a game.

Bisaccia tutored Cole in 2019 as he set team rookie records for punting average (46.0), net punting average (39.4) and punts inside the 20 (33, No. 5 in the NFL). The Raiders were No. 8 in the NFL in opponent kickoff return average (20.9) after ranking No. 22 in the league in the category in 2018. In Bisaccia's first year with the club in 2018, WR Dwayne Harris ranked No. 2 in the league with a 14.1-yard average on punt returns, highlighted by a franchise-record 99-yard TD return vs. Denver in Week 16.

In Bisaccia's five seasons with the Cowboys (2013-17), he guided a unit that ranked No. 5 in the NFL over that span in kickoff return average (24.2), including a No. 4 ranking in 2013 (25.5 avg.) after the team finished No. 29 in the category in 2012. Bisaccia's unit pinned opponents inside the 20-yard line a league-high 34 times in 2017, the second most in a season in team history, and the Cowboys also led the NFL in yards allowed on punt returns with just 75, the third fewest in team history.

In 2015, K Dan Bailey tied for the league lead in FG percentage (30 of 32, 93.8 percent) on his way to earning his first career Pro Bowl selection, and in 2014, Bisaccia tutored Louis-Philippe Ladouceur as he became the first long snapper in team history to earn Pro Bowl recognition. In Bisaccia's first year with the Cowboys in 2013, Harris ranked No. 2 in the NFL with a 30.6-yard average on kickoff returns and No. 3 with a 12.8-yard average on punt returns, while Bailey connected on 28 of 30 FGs (93.3 pct.) and set a single-season franchise record for the most field goals of 50-plus yards with six.

Before joining the Cowboys, Bisaccia spent two seasons with the San Diego Chargers, serving as the special teams coordinator in 2011 before adding assistant head coach to his duties in 2012. He guided the team to a No. 10 ranking in net punting average (39.7) in '11 after the Chargers finished last in the league in 2010 (28.7 avg.). P Mike Scifres ranked No. 6 in the NFL in punting average (47.5) in 2011, while WR Richard Goodman ranked No. 4 in the league with an average of 27.5 yards per kickoff return, the No. 2 mark in team history. In 2012, Scifres set a single-season franchise record for punting average (48.3), checking in at No. 3 in the NFL in the category.

Bisaccia entered the NFL coaching ranks in 2002 as special teams coordinator for the Tampa Bay Buccaneers, where he

would coach for nine seasons (2002-10). He served as the special teams coordinator from 2002-07 before adding the responsibility of assistant head coach and running backs coach in 2008. Bisaccia served as the associate head coach/special teams coordinator in 2009-10. During his nine seasons with the Buccaneers, he guided his units to top-10 rankings over that span in kickoff return average (No. 4, 23.0), opponent kickoff return average (No. 6, 21.0), fewest kickoff/punt returns surrendered for TDs (t-No. 4, five), punts placed inside the 20 (No. 7, 229) and opponent field goals blocked (t-No. 1, 12).

In 2009, the Buccaneers led the NFL in kickoff return average (26.3) and ranked No. 2 in opponent kickoff return average (19.1), their fourth straight season finishing in the top five in the NFL in opponent average. Tampa Bay led the league with six blocked kicks on the season, the second-best mark in franchise history. In 2008, rookie Clifton Smith became the first Buccaneer to be selected to the Pro Bowl as a kick returner and also earned second-team AP All-Pro honors after ranking in the top five in the NFL in both punt return average (No. 2, 14.1) and kickoff return average (No. 5, 27.6). Smith was the first NFL rookie to average 27.5-plus yards on kickoff returns and 14.0-plus yards on punt returns since Bears RB Gale Sayers in 1965.

In 2006, Bisaccia helped the Buccaneers rank No. 1 in the NFL in opponent kickoff return average (18.4) and guided LS Dave Moore to his first career Pro Bowl selection. In 2005, Josh Bidwell became the first punter in team history to earn Pro Bowl honors and earned second-team All-Pro recognition after ranking No. 3 in the NFL in punting average (45.6). In 2004, rookie CB Torrie Cox ranked No. 4 in the NFL with an average of 26.2 yards on kickoff returns.

In his first season with the Buccaneers in 2002, Bisaccia was part of a staff that guided the franchise to its first Super Bowl title. K Martin Gramatica tied for the NFL lead with 32 FGs, including 5 of 6 from 50-plus yards, and Tampa Bay ranked No. 4 in the league in kickoff return average (24.1) and No. 6 in average opponent starting field position after kickoffs (26.7), highlighted by 18 drives started inside the 20 (tied for No. 2).

Prior to joining the Buccaneers, Bisaccia spent 19 seasons coaching at the collegiate level. From 1999-2001, he coached at Mississippi, serving as the running backs coach and special teams coordinator with assistant head coach duties for his final two seasons. He tutored RB Duce McAllister, who earned All-Southeastern Conference honors in 1999 and 2000 before being selected in the first round of the 2001 NFL Draft by the New Orleans Saints. In 2000, Bisaccia was nominated for the Broyles Award, which is awarded annually to the top assistant coach in college football. He spent five seasons (1994-98) as the running backs coach, special teams coordinator and recruiting coordinator at Clemson. Under his guidance, the Tigers set a single-season school record with eight blocked kicks in 1997 and blocked 15 kicks from 1995-97, the most in school history over a three-season span.

Prior to Clemson, Bisaccia spent six seasons (1988-93) at South Carolina, beginning as a graduate assistant for tight ends and wide receivers in 1988. He then served as a volunteer assistant for three seasons, first working with defensive ends and special teams (1989-90), followed by tight ends and special teams (1991). Bisaccia served as the running backs coach/special teams coordinator in 1992-93. He began his coaching career in 1983 at Wayne State in Nebraska, coaching defensive backs and special teams, and then tutored quarterbacks and wide receivers for the Wildcats from 1984-87.

Bisaccia was a four-year starter (1979-82) at defensive back for Yankton (S.D.) College, serving as a team captain in 1982 and twice earning All-South Dakota Intercollegiate Conference honors (1981-82). He signed as a free agent in 1983 with the Philadelphia Stars of the USFL.

Bisaccia was born June 3, 1960, in Yonkers, N.Y., and attended New Fairfield (Conn.) High School. He and his wife, Jeanne, have three daughters, Michele, Elizabeth and Maddie, a son, Richie, and five grandchildren, Joel, AnnaJean, Cash, Everett and Ace.



JEFF HAFLEY

Defensive Coordinator

Eighth NFL Season » First Packers Season

Entering his eighth season coaching in the NFL, Jeff Hafley begins his first year with the Packers in 2024 as the team's defensive coordinator. Named to his position on Jan. 31, 2024, by Head Coach Matt LaFleur, Hafley comes to Green Bay after spending the past four seasons as the head coach at Boston College.

During his time at Boston College, Hafley led the Eagles to bowl eligibility in three of those four seasons, including a 2023 campaign that was capped off with a win over No. 17-ranked SMU in the Wasabi Fenway Bowl. Under Hafley's direction, the Eagles combined for 35 All-Atlantic Coast Conference selections and saw four players selected in the NFL Draft, highlighted by the school featuring first-round picks in back-to-back years for the first time since 2011-12 in WR Zay Flowers (No. 22 overall in 2023) and G Zion Johnson (No. 17 overall in 2022).

In 2022, Hafley guided the Eagles to the program's first win over an opponent ranked by *The Associated Press* since 2014 when they upset No. 16-ranked North Carolina State on the road. Flowers set single-season school records for receiving TDs (12) and tied the single-season school mark for receptions (78) on his way to earning first-team All-ACC honors and third-team AP All-America recognition. He finished his career as BC's all-time leader in receptions (200), receiving yards (3,056) and receiving TDs (29).

In 2021, Hafley led the Eagles to a No. 3 national ranking in passing defense with an average of 173.5 yards allowed per game as they allowed fewer than 300 net passing yards in 11 of 12 games. BC also finished with top-30 rankings in total defense (No. 28, 344.2 ypg), opponent red-zone scoring percentage (No. 30, 76.9), first downs allowed (t-No. 13, 222) and third-down defense (No. 25, 34.5 pct.). The Eagles also led the ACC in fewest penalties (65) and fewest penalty yards (596). A total of 12 Eagles earned All-ACC recognition, led by first-team offensive linemen Alec Lindstrom and Johnson, with Johnson adding All-America honors from seven different outlets.

In Hafley's first season at the helm in 2020, he guided the Eagles to a 6-5 mark, the most wins by a first-year coach in college football that season. Hafley helped BC move up 52 spots in the national rankings in total defense (No. 73 in 2020 after finishing No. 125 in 2019) as the Eagles allowed nearly 62 fewer yards per game than the previous season (416.8 in 2020, 478.7 in 2019). Nine players earned All-ACC recognition, including Flowers as he became the first Eagles WR to earn first-team honors since 2012. TE Hunter Long earned second-team All-America recognition from multiple outlets after ranking No. 1 among collegiate tight ends in receptions (57) and No. 2 in receiving yards (685). Current Packers LB Isaiah McDuffie ranked No. 2 in the ACC and No. 5 in the country with a career-high 107 tackles (54 solo).

Prior to taking over at Boston College, Hafley served as the co-defensive coordinator/secondary coach in 2019 at Ohio State, helping the Buckeyes to a Big Ten title and a spot in the College Football Playoff as the defense ranked No. 1 in the nation in yards allowed per play (4.13), total defense (259.7 ypg), passing defense (156.0 ypg) and sacks (54). A finalist for the Broyles Award and the 247Sports Defensive Coordinator of the Year, Hafley also helped the Buckeyes rank No. 4 in scoring defense (13.7 ppg) and red-zone defense (41.4 pct.) and No. 9 in rushing defense (103.7 ypg). The Buckeyes allowed nearly 144 fewer yards per game (403.4 in 2018, No. 72), more than 1.6 fewer yards per play (5.77 in 2018, No. 73) and nearly 12 fewer points per game (25.5 ppg in 2018, t-No. 51) in 2019 than they did in 2018.



AT A GLANCE ...



- Joined the Packers on Jan. 31, 2024.
- Served as the head coach at Boston College the last four seasons (2020-23), leading the Eagles to bowl eligibility in three of the four years.
- Helped guide the Eagles to a No. 3 national ranking in passing defense (173.5 ypg) in 2021 as well as top-30 rankings in total defense (No. 28, 344.2 ypg), opponent red-zone scoring percentage (No. 30, 76.9), first downs allowed (t-No. 13, 222) and third-down defense (No. 25, 34.5 pct.).
- Led the Eagles to a 6-5 mark in his first season at the helm, the most wins by a first-year coach in college football in 2020, as he helped them move up 52 spots in the national rankings in total defense and allow nearly 62 fewer yards per game than the previous season.
- Spent one season as co-defensive coordinator/secondary coach at Ohio State in 2019, helping the Buckeyes to a Big Ten title and a spot in the College Football Playoff as the defense ranked No. 1 in the nation in yards per play (4.13), total defense (259.7 ypg), passing defense (156.0 ypg) and sacks (54).
- Coached for seven seasons in the NFL, serving as the defensive backs coach for the San Francisco 49ers (2016-18) and the Cleveland Browns (2014-15) and also as the assistant defensive backs coach (2012) and secondary/safeties coach (2013) for the Tampa Bay Buccaneers.
- Part of a staff that helped guide the Browns to No. 1 league rankings in 2014 in opponent passer rating (74.1) and opponent completion percentage (57.1) while finishing No. 2 in the NFL in interceptions with 21, the team's highest total since 2008.

COACHING BACKGROUND

Years	College/Pro Team	Position Coached
2001	Worcester Polytechnic	Running Backs
2002-03	Univ. of Albany	Defensive Tackles
2004-05	Univ. of Albany	Defensive Backs/Recruiting Coordinator
2006-07	Univ. of Pittsburgh	Defensive Assistant/Cornerbacks
2008-10	Univ. of Pittsburgh	Secondary
2011	Rutgers Univ.	Secondary
2012	Tampa Bay Buccaneers	Assistant Defensive Backs
2013	Tampa Bay Buccaneers	Secondary/Safeties
2014-15	Cleveland Browns	Defensive Backs
2016-18	San Francisco 49ers	Defensive Backs
2019	Ohio State Univ.	Co-Defensive Coordinator/Secondary
2020-23	Boston College	Head Coach
2024	Green Bay Packers	Defensive Coordinator

Before arriving at Ohio State, Hafley spent the previous seven seasons in the NFL, the last three (2016-18) with the San Francisco 49ers as defensive backs coach. In 2018, the 49ers ranked No. 11 in the league (233.3 ypg) in passing defense, limiting opposing quarterbacks to 250 passing yards or less in 11 of 16 games. In his first season with the team in 2016, Hafley helped guide the 49ers to a No. 14 ranking in passing defense (240.5 ypg.), a 13-spot improvement from their No. 27 league ranking in 2015. CB Tramaine Brock (team-high 14) and S Jimmie Ward (No. 2 on the team with 12) both registered career highs in passes defended with Brock adding a career-high 59 tackles (49 solo) and a career-best five tackles for a loss.

Hafley spent the 2014-15 seasons as the secondary coach for the Cleveland Browns, helping the team to No. 1 league rankings in 2014 in opponent passer rating (74.1) and opponent completion percentage (57.1) while finishing No. 2 in the NFL in interceptions with 21, the team's highest total since 2008. CB Joe Haden, S Donte Whitner and S Tashaun Gipson all earned Pro Bowl honors in '14, marking the first time in franchise history that three defensive backs were selected to

the Pro Bowl in the same year. Despite missing the final five games of the season, Gibson ranked No. 2 in the NFL with six INTs. The Browns ranked No. 9 in the NFL in scoring defense (21.1 ppg.), allowing 69 fewer points than they had in 2013.

Hafley's first NFL coaching experience came with the Tampa Bay Buccaneers, where he served as the assistant defensive backs coach in 2012 and secondary/safeties coach in 2013. During his two seasons with Tampa Bay, the team ranked No. 4 in the league over that span in interceptions (39) and No. 3 in INT return yards (757). In 2013, the Buccaneers were tied for No. 3 in the NFL in takeaways (31) and interceptions (21). S Ronde Barber led the team with four INTs in 2012 and ranked No. 2 in the NFL with 160 yards on INT returns that season, while rookie S Mark Barron finished No. 2 among NFL rookie defensive backs in tackles and passes defended.

Hafley spent the 2011 season at Rutgers, where he coached the secondary and helped the Scarlet Knights rank No. 9 in the country in passing defense (171.8 ypg) and No. 8 in scoring defense (18.3 ppg). CB Duron Harmon led the team with five INTs on his way to earning first-team All-Big East honors and S Logan Ryan received second-team accolades, with both players going on to be selected by the New England Patriots in the third round of the 2013 NFL Draft.

Hafley coached at the University of Pittsburgh for five seasons (2006-10), serving as the secondary coach for the final three seasons. During his time as defensive assistant/cornerbacks coach (2006-07), he helped mentor CB Darrelle Revis, who was a finalist for the Jim Thorpe Award in 2006 and went on to be selected in the first round (No. 14 overall) of the 2007 NFL Draft by the N.Y. Jets. Hafley also coached CB Aaron Berry (2008) and S Dom DeCicco (2009) to second-team All-Big East honors, with both players going on to play in the NFL.

Prior to his time at Pittsburgh, Hafley spent four seasons at Albany, coaching the defensive backs in 2004-05 and the defensive tackles in 2002-03. He helped tutor Kurt Campbell, who became the first player in school history to be drafted when he was selected by Green Bay in the seventh round of the 2005 NFL Draft. Hafley's first coaching job came at Worcester Polytechnic, where he coached running backs in 2001.

Hafley was a four-year letterman (1997-2000) at wide receiver at Siena College. He was born April 4, 1979, in Montvale, N.J. Hafley and his wife, Gina, have two daughters, Hope and Leah.

ALL-TIME DEFENSIVE TOUCHDOWNS, 1950-2023

10/01/50	ChiB	R.Steiner	94 int	01/16/83*	at DalC	M.Lee	22 int	11/27/06	at Sea	A.Hodge	29 fum
		W.Dryer	34 int	10/02/83	TB	J.Anderson	27 int	12/31/06	at ChiB	N.Collins	55 int
10/14/51	Phi	B.Summerhays	88 int			M.Douglass	35 fum			P.Dendy	30 int
11/02/52+	Phi	J.Martinkovic	17 fum	10/17/83	Was	M.Douglass	22 fum	10/14/07	Was	C.Woodson	57 fum
11/23/52	DalT	A.Loomis	45 int	09/23/84	at DalC	R.Brown	5 int	11/04/07	at KC	C.Woodson	46 int
10/18/53	BalC	V.Walker	54 int	11/18/84+	LARm	T.Lewis	99 int	09/14/08	at Det	C.Woodson	41 int
11/08/53	at ChiB	B.Dillon	49 int	10/13/85+	Min	T.Lewis	6 fum			N.Collins	42 int
12/12/53	at LARm	C.Elliott	17 fum	11/10/85	at Min	M.Murphy	50 int	09/28/08	at TB	C.Woodson	62 int
10/30/54	at Phi	B.Dillon	42 int	12/15/85	at Det	M.Douglass	80 int	10/19/08	Ind	N.Collins	62 int
10/14/56+	BalC	B.Dillon	42 int	12/20/86	at NYG	K.Stills	58 int			A.Rouse	99 int
11/17/57+	LARm	B.Dillon	55 int	10/28/90+	Min	S.Patterson	9 int	11/09/08	at Min	N.Collins	59 int
09/28/58	ChiB	B.Dillon	37 int	10/27/91	at TB	B.Noble	1 fum	11/16/08	ChiB	J.Hunter	54 fum
11/13/60	DalC	R.Nitschke	43 int	12/06/92+	Det	T.Bennett	18 fum	09/20/09	Min	C.Woodson	37 int
10/22/61	at Min	D.Curie	21 int	12/20/92	LARm	T.Buckley	33 int	10/05/09	at Cin	C.Matthews	42 fum
11/05/61	at BalC	J.Whittenton	41 int	12/26/93	LARd	L.Butler	25 fum	11/26/09	at Det	C.Woodson	38 int
09/30/62	ChiB	H.Adderley	50 int	01/08/94*	at Det	G.Teague	101 int	10/03/10	at Ari	C.Woodson	45 int
11/22/62	at Det	W.Davis	0 fum	11/06/94*	Det	B.Paup	10 int	10/03/10	Det	C.Woodson	48 int
10/25/64+	LARm	W.Wood	42 int	10/22/95	Min	S.Jones	0 fum	10/24/10	Min	D.Bishop	32 int
11/29/64	at DalC	H.Jordan	60 fum	10/06/96*	at SF	C.Newsome	31 fum	11/07/10	DalC	C.Matthews	62 int
09/19/65	at Pit	H.Adderley	35 int	09/15/96	SD	L.Butler	90 int	09/15/96	at Atl	T.Williams	70 int
09/26/65+	BalC	H.Adderley	44 int	09/22/96	at Min	G.Koonce	75 int	10/23/11*	at Pit	B.Raji	18 int
10/03/65	ChiB	L.Caffey	42 int	11/24/96	at LARm	D.Evans	32 int	02/06/11*	ChiB	N.Collins	37 int
11/21/65	at Min	D.Hart	20 fum	09/01/97	ChiB	G.Wilkins	1 fum	10/02/11	Det	C.Woodson	30 int
12/19/65	at SF	H.Adderley	13 int	10/05/97	TB	G.Wilkins	77 int	11/06/11	at SD	C.Peprah	40 int
09/10/66+	BalC	B.Jeter	46 int	11/02/97	Det	D.Sharper	50 int	11/06/11	at NYG	T.Williams	43 int
10/16/66	at ChiB	L.Caffey	52 int	11/23/97	DalC	D.Sharper	34 fum	12/04/11	at SD	C.Matthews	38 int
10/23/66+	Atl	H.Adderley	68 int	12/20/97	Buf	D.Sharper	20 int	12/11/11	Oak	E.Walden	5 fum
		D.Hart	40 int	09/06/98	Det	L.Butler	32 fum	11/18/12	at Det	M.Jennings	72 int
12/18/66	at LARm	B.Jeter	75 int	11/09/98	at Pit	K.McKenzie	88 fum	12/09/12	Det	M.Daniels	43 fum
10/08/67	at Det	R.Nitschke	20 int	12/27/98	at ChiB	K.McKenzie	33 int	01/12/13*	at SF	S.Shields	52 int
10/30/67	at StLC	H.Adderley	12 int	09/26/99	Min	A.Edwards	26 int	09/22/13	at Cin	M.Jennings	24 fum
01/14/68*	Oak	H.Adderley	60 int	12/12/99	Car	K.McKenzie	18 fum	11/28/13	at Det	M.Burnett	1 fum
11/17/68+	NO	T.Brown	22 fum	12/03/00	at ChiB	T.Williams	38 int	10/02/14	Min	J.Peppers	49 int
10/26/69	Atl	H.Adderley	80 int	12/23/01	CleB	T.Williams	69 int	11/09/14	PhiB	C.Hayward	82 int
11/16/69+	Min	D.Hart	85 int	12/30/01	Min	M.McKenzie	38 int	11/16/14	ChiB	J.Peppers	52 int
10/25/70+	Phi	D.Hart	76 int	09/22/02	at Det	M.Anderson	78 int			C.Hayward	49 fum
10/08/72	ChiB	C.Williams	21 fum	10/07/02	at ChiB	K.Gbaja-Biamila	72 int	10/11/15	StLR	Q.Rollins	45 int
11/05/72+	SF	K.Ellis	40 int	11/04/02	Mia	D.Sharper	89 int	12/20/15	at Oak	D.Randall	43 int
11/18/73	at NE	K.Ellis	47 int	11/10/02	Det	M.Anderson	14 int	10/08/17	at DalC	D.Randall	21 int
12/02/73+	NE	J.Carter	42 int	09/14/03	ChiB	A.Harris	56 int	12/03/17	TB	D.Lowry	62 fum
		A.Matthews	58 int	12/07/03	ChiB	M.McKenzie	90 int	12/09/18	Atl	B.Breeland	22 int
				10/04/04*	Sea	A.Harris	52 int	09/20/20	Det	C.Sullivan	7 int
11/24/74	SD	K.Ellis	38 int	10/17/04	at Det	D.Sharper	36 int	11/29/20	ChiB	P.Smith	14 fum
10/12/75	at NO	M.McCoy	19 fum	11/29/04	StLR	A.Carroll	40 fum	11/28/21	LAR	R.Douglas	33 int
09/12/76	SF	J.Gray	15 int			M.Hawthorne	34 fum	12/12/21	ChiB	R.Douglas	55 int
11/07/76+	NO	F.Carr	10 int	12/19/04	ChiB	D.Sharper	15 fum	10/23/22	at Was	D.Campbell	63 int
11/13/77+	LARm	W.Buchanon	29 int	01/02/05	at Jax	D.Sharper	43 int	01/01/23	Min	D.Savage	75 int
09/24/78	at SD	W.Buchanon	77 int	10/09/05	NO	A.Harris	22 int	09/10/23	at ChiB	Q.Walker	37 int
10/08/78	ChiB	S.Luke	63 int			N.Barnett	95 int	11/23/23	at Det	J.Owens	27 fum
11/11/79+	Min	M.Butler	70 fum	09/24/06	at Det	M.Manuel	29 int	01/14/24*	at DalC	D.Savage	64 int
11/08/81+	NYG	E.Hood	41 int	10/22/06	at Mia	C.Woodson	23 int				

* - Denotes playoff game + - Milwaukee



AARON HILL

Strength and Conditioning Coordinator

Sixth NFL Season » First Packers Season



Hired Feb. 19, 2024, Aaron Hill begins his first season as strength and conditioning coordinator for the Packers. Hill is entering his sixth season coaching in the NFL, having spent the past five seasons as a strength and conditioning assistant with the San Francisco 49ers.

During his five seasons with the 49ers, Hill was part of a staff that helped the team to two Super Bowl appearances (2019 and 2023), a 54-29 regular-season record (.651, No. 5 in the NFL), three division titles, four playoff berths and four double-digit-win seasons (most in the NFC). The 49ers featured 30 Pro Bowl selections over the last five seasons, including seven-plus selections in each of the last three seasons (2021-23).

In 2023, Hill was part of a staff that helped San Francisco to top-10 league rankings in total offense (No. 2, 398.4 ypg), points scored (No. 3, 28.9 ppg), total defense (No. 8, 303.9 ypg) and points allowed (No. 3, 17.5 ppg). The 49ers featured a league-high nine players who were selected to the original Pro Bowl roster and five players who earned first-team All-Pro recognition from *The Associated Press*. RB Christian McCaffrey appeared in 33 of 34 games in 2022-23 after playing in just 10 games with Carolina in 2020-21 and was named the AP NFL Offensive Player of the Year last season after leading the league with a career-high 1,459 rushing yards. Hill was part of a staff in 2022 that saw the 49ers finish with No. 1 league rankings in both total defense (300.6 ypg) and points allowed (16.3 ppg), the first time in franchise history that San Francisco led the NFL in both of those categories.

Prior to joining the 49ers, Hill spent four seasons (2015-18) at Vanderbilt University as an assistant strength and conditioning coach for the football program, working with the team during the season and in the offseason. During his time with the Commodores, he worked with eight players who went on to be selected in the NFL Draft, including LB Oren Burks, who was picked by Green Bay in the third round in 2018, and LB Zach Cunningham, who led the NFL in tackles as a member of the Houston Texans in 2020. Hill joined the Commodores following an offseason internship with the Carolina Panthers in 2015. He also served as a strength and conditioning intern at the University of Minnesota in 2014.

Hill played linebacker at Minnesota (2010-13), appearing in 47 games with 28 starts and posting 192 tackles (118 solo), 3½ sacks, four interceptions, five forced fumbles and three fumble recoveries during his four seasons with the Gophers. He ranked No. 3 on the team with 72 tackles (52

AT A GLANCE ...



- Joined the Packers as strength and conditioning coordinator on Feb. 19, 2024.
- During his five seasons with the 49ers, was part of a staff that helped the team to two Super Bowl appearances (2019 and 2023), a 54-29 regular-season record (.651, No. 5 in the NFL), three division titles, four playoff berths and four double-digit-win seasons (most in the NFC).
- In 2023, was part of a staff that helped San Francisco to top-10 league rankings in total offense (No. 2, 398.4 ypg), points scored (No. 3, 28.9 ppg), total defense (No. 8, 303.9 ypg) and points allowed (No. 3, 17.5 ppg).
- Prior to joining the 49ers, spent four seasons (2015-18) at Vanderbilt University as an assistant strength and conditioning coach for the football program.
- During his time with the Commodores, worked with eight players that went on to be selected in the NFL Draft, including LB Oren Burks, who was picked by Green Bay in the third round in 2018, and LB Zach Cunningham, who led the NFL in tackles as a member of the Houston Texans in 2020.
- Played linebacker at the University of Minnesota (2010-13), appearing in 47 games with 28 starts and posting 192 tackles (118 solo), 3½ sacks, four interceptions, five forced fumbles and three fumble recoveries during his four seasons with the Gophers.

COACHING BACKGROUND

Years	College/Pro Team	Position Coached
2014	Univ. of Minnesota	Strength and Conditioning Intern
2015	Carolina Panthers	Strength and Conditioning Intern
2015-18	Vanderbilt Univ.	Assistant Strength and Conditioning
2019-23	San Francisco 49ers	Assistant Strength and Conditioning
2024	Green Bay Packers	Strength and Conditioning Coordinator

solo) as a senior in 2013, starting all 13 games and adding two INTs (including a TD return), two fumble recoveries and two forced fumbles. Hill was a two-time (2011-12) recipient of Minnesota's Butch Nash Award for being competitive on the field and in the classroom and earned Academic All-Big Ten recognition in both 2011 and 2012.


Born Sept. 5, 1990, in St. Charles, Mo., Hill earned first-team all-state honors as a senior at Lutheran High School of St. Charles County (St. Peters, Mo.). He and his wife, Lexi, have a daughter, Olivia, and a son, Mylo.

STRENGTH OF SCHEDULE, PACKERS HISTORY

Phil Bengtson, Vince Lombardi's hand-picked replacement, might have dealt with more pressure in 1970 than anyone who has ever coached the Packers. That season, his third and final as Green Bay's head coach, ended at 6-8, with losses in four of his last five games (all on the road). What's more, Bengtson faced the toughest schedule ever thrown at the Packers. The toughest schedules in team history, based on opponent records at the end of that season:

	W	L	Pct	Packers' finish	Notable opponents
1970	113	74	.604	6-8-0, tied for third, division	Super Bowl V-champion Colts (twice), NFC-champion Cowboys
1921	21	14	.600	3-2-1, tied for sixth, league	League-champion Chicago Staleys (9-1-1) in season finale
1933	84	57	.596	5-7-1, third in division	Both NFL title participants (Bears & Giants) twice
1926	79	55	.590	7-3-3, fifth in league	14-1-2 league-champion Frankford Yellow Jackets
1953	82	58	.586	2-9-1, sixth in conference	10-2 NFL-champion Lions (twice), 11-1 Browns
1957	81	63	.563	3-9-0, sixth in conference	Only one team with eventual losing record: 5-7 Bears (twice)
1954	77	60	.562	4-8-0, fifth in conference	9-2-1 conference-champion Lions (twice)
1935	70	57	.551	8-4-0, second in division	9-3 Giants, 7-3-2 NFL-champion Lions (twice)
1975	107	89	.546	4-10-0, tied for third, div.	12-2 Vikings (twice), 12-2 Rams, Super Bowl-champion Steelers
1958	76	64	.543	1-10-1, sixth in conference	NFL-champion Colts (twice); 8-4 Rams (twice)

NOTE – Ties were not figured in opponents' winning percentage from 1921-71.



ADAM STENAVICH

Offensive Coordinator

Eighth Season as NFL Coach » Sixth Packers Season



COACHING STAFF

COMMUNITY

COACHES

VETERANS

DRAFT & FREE AGENTS

2023 REVIEW

RECORDS & HISTORY

LAMBEAU FIELD

MISC.

Entering his eighth season as a coach in the NFL, Adam Stenavich begins his sixth year coaching with the Packers and his third season as offensive coordinator after being promoted on Jan. 31, 2022.

Stenavich (STEN-uh-vitch) originally joined the team as offensive line coach on Jan. 24, 2019, and then was promoted to offensive line/run game coordinator by Head Coach Matt LaFleur on March 1, 2021. Stenavich came to Green Bay after spending two seasons as the assistant offensive line coach for the San Francisco 49ers (2017-2018). Prior to that, he spent six years in the college ranks, including stints as the offensive line coach at San Jose State (2015-16) and Northern Arizona (2014).

Since joining Green Bay's staff in 2019, Stenavich has helped the Packers rank No. 1 in the NFL over that span in giveaways (77), No. 2 in time of possession (31:32), No. 3 in sacks allowed (152) and No. 7 in scoring (25.2 ppg). The 152 sacks allowed by Green Bay since 2019 are its fewest over a five-season span since 2004-08 (118).

In 2023, Stenavich helped guide the Packers to their fourth playoff berth in five seasons, a Green Bay team with an average weighted age of 25.58 years, the fourth-youngest team to make the postseason since the 1970 AFL-NFL merger and the youngest since the 1974 Buffalo Bills (25.56). Stenavich worked with first-year starter Jordan Love as he became just the third QB in NFL history to post 4,000-plus passing yards (4,159) and 32-plus passing TDs (32) in his first season with multiple starts, joining Kurt Warner (1999) and Patrick Mahomes (2018). Love was one of only four QBs (Dak Prescott, Brock Purdy, Baker Mayfield) to rank in the top 10 in the league in passing TDs (No. 2), passing yards (No. 7) and TD/INT ratio (No. 7, 2.91) in 2023.

For the first time in the history of the franchise, Green Bay's offense featured four rookies with 30-plus receptions in 2023 (WR Jayden Reed, 64; WR Dontayvion Wicks, 39; TE Luke Musgrave, 34; TE Tucker Kraft, 31), the first NFL team to accomplish that feat since the merger. The Packers' rookies accounted for 191 receptions and 2,250 receiving yards last season, the most in both categories by an NFL team's rookie class since 1970. Green Bay finished the season with 117 explosive plays (runs of 12-plus yards/passes of 16-plus yards), its most since 2018, including 81 plays in Weeks 9-18, the third most in the NFL over that span. The Packers ranked No. 3 in the NFL last season in sacks allowed (30), tied for No. 6 in giveaways (18) and No. 5 in third-down percentage (47.1), joining the 49ers as the only two clubs to finish in the top five in all three categories. Green Bay scored TDs on 19 of its 20 goal-to-go drives, a 95.0 percentage that was the top single-season mark by an NFL team dating back to 2000.

In his first season as offensive coordinator in 2022, Stenavich helped guide the Packers to a No. 7 ranking in the NFL in sacks allowed (32), including just 17 in Weeks 7-18, which was tied for the third fewest in the league over that span. Green Bay ranked No. 5 in the NFL in time of possession (31:23), its fourth straight season finishing in the top five in the category. RB Aaron Jones led the team with a career-high 1,121 rushing yards and ranked No. 2 in the NFL among RBs with an average of 5.26 yards per carry.

Despite being without five-time All-Pro T David Bakhtiari (knee) for all but one game in 2021, Stenavich's line helped Green Bay rank in the top 10 in the league in passing offense (No. 8, 253.8 ypg), total offense (No. 10, 365.6 ypg), scoring (No. 10, 26.5 ppg), giveaways (t-No. 1, 13) and time of possession (No. 1, 32:43). The Packers allowed one or fewer sacks in seven games on the season, tied for No. 8 in the NFL, despite using seven different starting combinations on the line due to injuries.

AT A GLANCE ...



- Promoted to offensive coordinator on Jan. 31, 2022. Originally joined the Packers on Jan. 24, 2019, as offensive line coach and was promoted to offensive line/run game coordinator on March 1, 2021.
- Since joining Green Bay's staff in 2019, has helped the Packers rank No. 1 in the NFL over that span in giveaways (77), No. 2 in time of possession (31:32), No. 3 in sacks allowed (152) and No. 7 in scoring (25.2 ppg).
- Helped guide the Packers to their fourth playoff berth in five seasons in 2023, a Green Bay team with an average weighted age of 25.58 years, the fourth-youngest team to make the postseason since the 1970 AFL-NFL merger and the youngest since the 1974 Buffalo Bills (25.56).
- Despite being without five-time All-Pro T David Bakhtiari (knee) for all but one game in 2021, tutored a line that helped Green Bay rank in the top 10 in the league in passing offense (No. 8, 253.8 ypg), total offense (No. 10, 365.6 ypg), scoring (No. 10, 26.5 ppg), giveaways (t-No. 1, 13) and time of possession (No. 1, 32:43).
- In 2020, coached a line that helped the offense rank No. 1 in the NFL in scoring (31.8 ppg), giveaways (team-record 11) and time of possession (32:29), tied for No. 2 in sacks allowed (21) and No. 3 in yards per play (6.29).
- Helped Bakhtiari and C Corey Linsley earn first-team All-Pro honors from *The Associated Press* in 2020, while Bakhtiari and G/T Elgton Jenkins were selected to the Pro Bowl that season.
- Spent two seasons (2017-18) as the assistant offensive line coach for the San Francisco 49ers, helping coach a line that cleared the way for second-year RB Matt Breida to average 5.32 yards per carry in 2018 (No. 4 in the NFL), good for No. 3 in team single-season history (min. 150 att.).

COACHING BACKGROUND

Years	College/Pro Team	Position Coached
2011	Univ. of Michigan	Strength and Conditioning Intern
2012-13	Univ. of Michigan	Graduate Assistant
2014	Northern Arizona Univ.	Offensive Line
2015-16	San Jose State Univ.	Offensive Line
2017-18	San Francisco 49ers	Assistant Offensive Line
2019-20	Green Bay Packers	Offensive Line
2021	Green Bay Packers	Offensive Line/ Run Game Coordinator
2022-24	Green Bay Packers	Offensive Coordinator

The line protected QB Aaron Rodgers as he threw 38 TD passes with just four INTs for a league-leading 111.9 passer rating on his way to being named the NFL's Most Valuable Player by *The Associated Press* for the second straight season.

In 2020, Stenavich coached a line that helped the Packers rank No. 1 in the NFL in scoring (31.9 ppg), giveaways (team-record 11) and time of possession (32:29), tied for No. 2 in sacks allowed (21), No. 5 in total offense (389.0 ypg) and No. 3 in yards per play (6.29). Green Bay allowed one sack/zero sacks in a league-high 13 games in 2020, tied for the most in a season in team history (2004), as Rodgers threw a franchise-record 48 TD passes and just five INTs for a 121.5 passer rating. The line helped pave the way for Jones to set a single-season franchise mark for yards per carry (league-best 5.49) among players with 200-plus attempts, surpassing FB Jim Taylor's mark of 5.42 yards per carry in 1962. Bakhtiari and C Corey Linsley both earned first-team AP All-Pro honors, while Bakhtiari and G/T Elgton Jenkins were both named to the Pro Bowl roster. Bakhtiari received All-Pro recognition for the fifth consecutive season, while his Pro Bowl selection marked the third of his career. Jenkins became just the third Packers offensive lineman (Charley Brock, 1940; Deral Teteak, 1952) to make the Pro Bowl within his first two seasons.

In 2019, Stenavich helped guide Bakhtiari to second-team AP All-Pro honors and his second Pro Bowl selection (first as an original selection). Stenavich's line helped the offense to a No. 2 ranking in the league in giveaways with 13 and a league-best nine zero-giveaway games. The line blocked for Jones, who led the team with 1,084 yards rushing on 236 carries (4.6 avg.), the first 1,000-yard rusher for the Packers since RB Eddie Lacy in 2014. Jones had a career-best 16 rushing TDs, which was tied for the most in the NFL in 2019 and was the second most in team history behind only Taylor (19 in 1962). Stenavich also tutored Jenkins, who became only the second Packers guard to be selected to the PFWA All-Rookie team since 1974 (Daryn Colledge, 2006).

In 2018, Stenavich helped coach a San Francisco offensive line that cleared the way for second-year RB Matt Breida to rush for 814 yards and three TDs on 153 carries, an average of 5.32 yards per carry that ranked No. 4 in the NFL. His rushing average was good for No. 3 in franchise history among players with 150-plus attempts in a season, trailing only FB Joe Perry (6.06 in 1954) and RB Frank Gore (5.43 in 2006). As a team, the 49ers posted 60 runs of 10-plus yards on the season, good for No. 8 in the league.

San Francisco's line also provided time for its quarterbacks to throw for 4,247 yards in 2018, the most by the club since 2000 (4,400 yards). Combined with San Francisco's 4,235 passing yards in 2017, it marked the first time that the 49ers registered back-to-back 4,200-yard passing seasons since 1993-95. The line helped protect QB Nick Mullens in '18, who threw for 2,277 yards in his first eight career games (Weeks 9-10, 12-17), the fourth most in the league by a quarterback since the 1970 AFL-NFL merger. Despite losing starting QB Jimmy Garoppolo to a season-ending knee injury in Week 3, the 49ers would go on to rank No. 13 in the league in rushing offense and No. 15 in passing offense, one of only eight NFL teams to finish in the top half of the league in both categories in 2018.

In his first season on San Francisco's staff in 2017, Stenavich helped tutor a line that contributed to the 49ers averaging 349.2 yards per game, good for No. 12 in the NFL, including an average of 245.3 passing yards per game (No. 9 in the league). San Francisco racked up 3,925 net passing yards, the most by the team since 2000 (4,239). The 49ers came on strong in the second half of the season, ranking No. 2 in the league with an average of 400.3 total yards per game in Weeks 10-17 as the club won six of its final seven games.

Stenavich helped coach T Joe Staley, who earned Pro Bowl recognition in 2017. Staley and the line cleared the way for the offense to register runs of 10-plus yards on 13.0 percent of his carries in '17, which ranked No. 5 in the league. RB Carlos Hyde

led the team with 938 yards and eight TDs on 240 attempts (3.9 avg.), with Breida adding 465 yards and two TDs on 105 carries (4.4 avg.).

Prior to joining the 49ers, Stenavich spent two seasons (2015-16) coaching the offensive line at San Jose State. In 2015, his line helped clear the way for the offense to rush for 2,378 yards and 24 TDs with 2,882 passing yards and 21 TDs to become just the second team in school history to register 2,000-plus rushing yards/20-plus rushing TDs and 2,000-plus passing yards/20-plus passing TDs in a season (1976). T Wes Schweitzer earned second-team All-Mountain West Conference honors and was selected by the Atlanta Falcons in the sixth round (No. 195 overall) of the 2016 NFL Draft. Another one of Stenavich's linemen, T Nate Velichko, earned honorable mention All-Mountain West recognition in '15 after spending the previous season at right guard.

Stenavich joined San Jose State after spending the 2014 season as the offensive line coach at Northern Arizona. His line helped the Lumberjacks rank No. 16 in the Football Championship Subdivision (FCS) in passing offense (272.5 ypg) and No. 34 in total offense (419.5 ypg). NAU's line cleared the way for three different backs to register 100-yard rushing games on the season, with a pair of linemen earning All-Big Sky Conference honors (T Joe Gurski, second team; G Eric Rodriguez, third team).

Stenavich began his coaching career in 2011 at his alma mater, the University of Michigan, as a strength and conditioning intern. He then served as an offensive graduate assistant for the Wolverines for two seasons (2012-13). A left tackle at Michigan (2002-05), Stenavich earned first-team All-Big Ten honors in both of his final two seasons, also taking home the Hugh R. Rader Jr. Award as Michigan's top offensive lineman as a senior in 2005.

Following his collegiate career, Stenavich signed with the Carolina Panthers as an undrafted free agent in May 2006, but was released by the team in the final roster reduction. He was signed to Green Bay's practice squad in November 2006 and spent the final six weeks of the season with the Packers. In the spring of 2007, he was allocated to the Amsterdam Admirals of NFL Europa by the Packers and went to training camp with Green Bay that season. Stenavich was with the Dallas Cowboys in training camp in 2008 and then was on the Houston Texans' practice squad in 2008-09.

Born March 11, 1983, in Marshfield, Wis., Stenavich earned first-team all-state honors as a senior at Marshfield High School. He and his wife, Katie, have two daughters, Hadley and Maggie, and two sons, Tim and Joseph.

SPORTS ILLUSTRATED'S TOP 20 VENUES OF THE 20TH CENTURY (JUNE 7, 1999)

- 1) Yankee Stadium, Bronx, N.Y.
- 2) Augusta National, Augusta, Ga.
- 3) Michie Stadium, West Point, N.Y.
- 4) Cameron Indoor Stadium, Duke University, Durham, N.C.
- 5) Bislett Stadium, Oslo, Norway
- 6) Wrigley Field, Chicago
- 7) Roland Garros, Paris
- 8) Lambeau Field, Green Bay

In Green Bay, where the local time is always 1963, the citizens worship their Packers with religious fervor, and Lambeau Field is their ageless cathedral. The benches are aluminum, the grass (when not iced over) is resplendent, and the fans are rabid but realistic without being rude. No wonder Packers players leap into the stands after scoring touchdowns. On a truly cold day you can feel the spirit of Vince Lombardi — even if you can't feel your toes.

- 9) Fenway Park, Boston
- 10) Saratoga Race Course, Saratoga Springs, N.Y.



- 11) Pebble Beach, California
- 12) Wembley Stadium, London
- 13) The Pit, University of New Mexico, Albuquerque
- 14) Boston Marathon Course
- 15) Camden Yards, Baltimore
- 16) Lamade Stadium, Williamsport, Pa.
- 17) Daytona International Speedway, Daytona, Fla.
- 18) Notre Dame Stadium, South Bend, Ind.
- 19) St. Andrews, Scotland
- 20) Rose Bowl, Pasadena, Calif.



DERRICK ANSLEY

Passing Game Coordinator (Defense)

Fifth NFL Season » First Packers Season



Entering his fifth season coaching in the NFL, Derrick Ansley begins his first year with the Packers in 2024 as the team's passing game coordinator (defense). Named to his position on Feb. 13, 2024, by Head Coach Matt LaFleur, Ansley comes to Green Bay after spending the past three seasons with the Los Angeles Chargers, serving as the team's defensive coordinator in 2023.

In 2023, the Chargers finished tied for No. 7 in the league in sacks (48), the most by the Chargers since 2006 (61). LB Khalil Mack ranked No. 4 in the NFL with a career-high 17 sacks, tying the single-season team record on his way to earning Pro Bowl recognition. Mack added a career-high 10 passes defended, becoming the first NFL player since DL J.J. Watt in 2014 to register 15-plus sacks and 10-plus passes defended in a season. Mack was one of four Chargers to record 10-plus passes defended, the most by any team in the league in 2023 and the most by the Chargers since they had five players do so in 2004. Under Ansley's direction, the Chargers also finished tied for No. 7 in the NFL in opponent red-zone scoring efficiency (82.4 pct.) and tied for No. 5 in opponent fumbles recovered with 12, the most by the Chargers in a season since 2012 (14).

Ansley coached the secondary for the Chargers the previous two seasons, with S Derwin James Jr. earning second-team AP All-Pro honors and Pro Bowl recognition in 2022 after he was the only defensive back in the NFL to post 110-plus tackles, four-plus sacks, an interception and a forced fumble. In addition to James, Ansley tutored cornerbacks Michael Davis and Asante Samuel Jr., with Davis leading the team with a career-high 15 passes defended and Samuel adding 11 passes defended and a pair of INTs in 2022. In Ansley's first season leading the secondary in 2021, James was the only defensive back in the league to record 100-plus tackles, multiple sacks, multiple INTs and three-plus forced fumbles as he earned Pro Bowl honors. Samuel was named NFL Rookie of the Month for September 2021 after recording two INTs in his first three NFL games, the first Charger to accomplish that feat since S Andre Young in 1982. As a unit, the Los Angeles defense ranked No. 3 in the NFL with an AFC-best 19 forced fumbles, the team's most in a season dating back to 1994.

Before joining the Chargers, Ansley spent two seasons (2019-20) as the defensive coordinator/defensive backs coach at the University of Tennessee. In his first season with the Volunteers, the team ranked No. 23 in the nation in total defense (334.5 ypg) after ranking No. 49 in the category in 2018 (377.4 ypg). Tennessee also ranked No. 16 in the country in '19 in passing defense (194.0 ypg) and tied for No. 13 in INTs (15). Ansley's 2019 defense featured 11 first-time starters, including five freshmen, with DB Nigel Warrior earning first-team AP All-Southeastern Conference recognition and LB Henry To'o To'o earning Freshman All-America honors from The Athletic. LB Darrell Taylor ranked No. 2 in the SEC with 8½ sacks in 2019 and was selected by the Seattle Seahawks in the second round (No. 48 overall) of the 2020 NFL Draft.

Ansley's first NFL coaching experience came in 2018 with the Raiders as defensive backs coach, where he helped Oakland rank No. 14 in the NFL with 14 INTs after the team finished last in the NFL in the category in 2017 (five). Ansley worked closely that season with second-year CB Gareon Conley, who tied for the team lead with a career-high three INTs and finished tied for No. 5 in the league with a career-best 15 passes defended.

Ansley coached defensive backs at the University of Alabama in 2016-17, helping the Crimson Tide rank No. 1 in the nation in total defense and scoring defense in both of those seasons. He tutored Minkah Fitzpatrick to All-America honors in both

AT A GLANCE ...



- Joined the Packers on Feb. 13, 2024.
- Spent the last three seasons (2021-23) with the Los Angeles Chargers, serving as the team's defensive coordinator in 2023 as the Chargers finished tied for No. 7 in the NFL in sacks (48), the most by the team since 2006.
- Coached the Chargers' secondary in 2021-22, with S Derwin James Jr. earning Pro Bowl recognition in both 2021 and 2022 and taking home second-team All-Pro honors from *The Associated Press* in 2022.
- Served as the defensive coordinator/defensive backs coach at the University of Tennessee in 2019-20, helping the Volunteers rank No. 23 in the nation in total defense (334.5 ypg) and No. 16 in passing defense (194.0 ypg) in 2019.
- Coached defensive backs for the Raiders in 2018, helping Oakland rank No. 14 in the NFL with 14 INTs after the team finished last in the NFL in the category in 2017 (five).
- Tutored the defensive backs at the University of Alabama in 2016-17, helping the Crimson Tide rank No. 1 in the nation in total defense and scoring defense both seasons as DB Minkah Fitzpatrick earned All-America honors in both seasons.
- Started 40 consecutive games for Troy from 2001-04 and finished his career with 19 interceptions, the second most in school history.

COACHING BACKGROUND

Years	College/Pro Team	Position Coached
2005-09	Huntingdon College	Defensive Backs
2010-11	Univ. of Alabama	Defensive Graduate Assistant
2012	Univ. of Tennessee	Defensive Backs
2013-14	Univ. of Kentucky	Defensive Backs
2015	Univ. of Kentucky	Co-Defensive Coordinator/Secondary
2016-17	Univ. of Alabama	Defensive Backs
2018	Oakland Raiders	Defensive Backs
2019-20	Univ. of Tennessee	Defensive Coordinator/Defensive Backs
2021-22	Los Angeles Chargers	Secondary
2023	Los Angeles Chargers	Defensive Coordinator
2024	Green Bay Packers	Passing Game Coordinator (Defense)

seasons, including a unanimous selection following the 2017 campaign. That same year, Fitzpatrick was the recipient of the Jim Thorpe Award, which recognizes the top defensive back in college football, and the Chuck Bednarik Award, which recognizes the top defensive player in college football. Fitzpatrick became just the third player in NCAA history to win both awards in the same season as he joined CBs Charles Woodson and Patrick Peterson. Ansley was part of a staff that guided Alabama to a national title in 2017 and saw six members of the Crimson Tide's secondary become eventual NFL Draft selections.

Ansley spent the previous three seasons at the University of Kentucky (2013-15), where he coached the defensive backs for the first two seasons and then served as co-defensive coordinator/secondary coach in 2015. The 2014 campaign saw the Wildcats record a school-record six defensive touchdowns and 23 total takeaways.

Ansley's first opportunity as a position coach in the SEC came at Tennessee in 2012 when he coached the defensive backs, where he worked with CB Justin Coleman, who went on to play eight seasons (2015-22) in the NFL, and S Byron Moore, who tied for the SEC lead with five INTs in 2012. Ansley spent two seasons (2010-11) as a graduate assistant at Alabama, where he was part of a staff that helped guide the Crimson Tide to a BCS national title in 2011.

Ansley broke into the coaching ranks at Huntingdon College in Montgomery, Ala., where he tutored the defensive backs

for five seasons (2005-09). During his time with the Hawks, Huntingdon recorded the program's first NCAA Division III playoff appearance and posted a winning record in four of five seasons. Ansley recruited DB Keith Anthony to Huntingdon and coached the eventual Huntingdon Athletic Hall of Fame inductee to a record-setting sophomore season that saw him rank tied for No. 5 in Division III with nine INTs.

As a collegiate safety, Ansley started 40 consecutive games

for Troy from 2001-04 and finished his career with 19 INTs, the second most in school history. He earned first-team All-Sun Belt honors as a senior in 2004 and posted nine INTs as a junior in 2003, the second most in a season in school history. Ansley was teammates at Troy with a pair of future All-Pro selections in LB DeMarcus Ware and DE Osi Umenyiora.

Ansley was born Dec. 11, 1981, in Tallassee, Ala. He and his wife, Alaea, have a daughter, Selena.

LOGO HISTORY

1950-53: In their first season after Curly Lambeau's 31-year reign, the "New Packers" introduced a logo that was also present on 1950 stock certificates. It changed



colors over the four years, as the team experimented with several uniform combinations.



1954-61: Looking for a fresh look with new coach Lisle Blackbourn, the team unveiled new uniforms and a new mark. The logo located both Green Bay and Milwaukee on a Wisconsin silhouette. The passer wore No. 41.

1959-74: Sideline logo, worn on hats, shirts and jackets by coaches, equipment managers and trainers at both games and practice. Coincided with Vince Lombardi's first season, then retained by Phil Bengtson and Dan Devine.



1961-69: The primary logo during the Lombardi era, used on official Packers stationery and publications. The team won five world championships under the mark. Before the '69 season, after Lombardi's departure to Washington, team letterhead shifted to a helmet logo. The mark still saw use into the '70s, though.

1961-present: First and only helmet logo in team history was first applied to Packers headgear in 1961, Lombardi's third season as coach. After introducing the G, the team immediately won two world titles (1961-62), and five over the mark's first seven years. Borrowed by scores of high schools and colleges.



1993: Commemorative logo, worn on jerseys during '93 season, signifying the team's 75th professional season since its birth in 1919. Wearing logo, team earned first playoff berth in 11 years, kicking off string of six straight postseason trips.



2003: Patch team wore for first two home games of '03 to commemorate rededication of Lambeau Field, following three-year, \$295 million renovation.

2006: Commemorative mark recognizing the 10th anniversary of the team's Super Bowl XXXI triumph over the New England Patriots.



2007: Emblem celebrating the 50th anniversary of venerable Lambeau Field, worn on home jerseys and painted in the end zones on the world-famous stadium grass.

2018-19: Logo used from 2018-19 to commemorate the Packers' 100th season as a professional franchise. The emblem was incorporated in numerous ways by the club throughout the year, notably worn as a patch on both home and away jerseys in 2018.





ANTHONY CAMPANILE

Linebackers/Running Game Coordinator

Fifth NFL Season » First Packers Season

Entering his fifth season coaching in the NFL, Anthony Campanile begins his first year with the Packers in 2024 as the team's linebackers coach/running game coordinator. Named to his position on Feb. 6, 2024, by Head Coach Matt LaFleur, Campanile (camp-uh-nell-ee) comes to Green Bay after spending the past four seasons as linebackers coach for the Miami Dolphins.

During his time with the Dolphins, Campanile was a part of staffs that helped Miami rank No. 4 in the NFL over that span in sacks (185), No. 6 in rushing defense (106.4 ypg), No. 8 in takeaways (96) and third-down defense (38.6 pct.) and tied for No. 5 in forced fumbles (56).

In 2023, the Dolphins ranked No. 3 in the league with a single-season franchise-record 56 sacks and were led by LB Bradley Chubb's 11 sacks. Chubb also tied for the NFL lead with a career-high six forced fumbles, becoming the first Dolphin to register 10-plus sacks and six-plus forced fumbles in a season since LB Jason Taylor in 2006, and added career bests for tackles (73) and QB hits (22). Campanile also tutored LB Jaelani Phillips, who was limited to just eight games due to injuries but registered 6½ sacks and 11 QB hits as he became the first player in franchise history to register six-plus sacks in each of his first three NFL seasons. In his first season with the team in 2023, LB David Long Jr. led the Dolphins with a career-high 110 tackles (62 solo). Miami ranked No. 7 in the league in '23 in rushing defense (97.1 ypg), the team's fewest rushing yards allowed per game since 2011 (95.6 ypg), and No. 6 in yards allowed per carry (3.81). The Dolphins tied for the league lead by allowing just 32 runs of 10-plus yards on the season, their fewest given up in a season dating back to 2000.

Campanile's unit helped the Dolphins rank No. 4 in the NFL in rushing defense (103.0 ypg) in 2022, the team's top finish since a No. 3 ranking in 2011. Phillips led the team in both sacks (seven) and QB hits (25) while LB Elandon Roberts paced the team with a career-high 104 tackles (65 solo) and added 10 tackles for a loss (No. 2 on the team).

In 2021, Campanile worked with a linebacker group that helped the Dolphins rank tied for No. 5 in the league with 48 sacks, tied for the fourth most in a season in team history. The LBs accounted for 19% of those sacks, with Phillips setting a team rookie record with 8½ sacks. Miami was tied for No. 8 in the NFL in takeaways with 26, including 12 opponent fumbles recovered, tied for No. 4 in the league.

In his first NFL season in 2020, Campanile was part of a staff that guided Miami to No. 1 league rankings in takeaways (29) and third-down defense (31.2 pct.) as the Dolphins won 10 games for the first time since 2016. For the first time in franchise history, the Dolphins had three linebackers register five-plus sacks in a season (Jerome Baker, seven; Kyle Van Noy, six; Andrew Van Ginkel, 5½). Miami finished No. 6 in the NFL in scoring defense (21.1 ppg) after ranking last in the league in the category in 2019 (30.9 ppg).

In 2019, Campanile served as the linebackers coach at the University of Michigan, where he helped mentor Khaleke Hudson and Josh Uche, both of whom earned second-team All-Big Ten recognition for the first time in their careers. Hudson led the team with 101 tackles (45 solo), good for No. 5 in the Big Ten, and was selected by Washington in the fifth round of the 2020 NFL Draft. Uche ranked No. 9 in the Big Ten with a team-high 8½ sacks and was picked by New England in the second round of the 2020 NFL Draft. The Wolverines ranked in the top 25 in the nation in 2019 in total defense (No. 11, 307.2 ypg), rushing defense (No. 22, 121.7 ypg) and scoring defense (No. 25, 20.7 ppg).



AT A GLANCE ...



- Joined the Packers on Feb. 6, 2024.
- Spent the last four seasons (2020-23) with the Dolphins as linebackers coach, helping Miami rank No. 4 in the NFL over that span in sacks (185), No. 6 in rushing defense (106.4 ypg), No. 8 in takeaways (96) and third-down defense (38.6 pct.) and tied for No. 5 in forced fumbles (56).
- Was part of a Miami staff that helped guide the Dolphins to a franchise-record 56 sacks in 2023, with LB Bradley Chubb posting a team-high 11 sacks and six forced fumbles as he became the first Dolphin to register 10-plus sacks and six-plus forced fumbles in a season since LB Jason Taylor in 2006.
- In his first season as an NFL coach in 2020, saw three of his LBs register five-plus sacks (Jerome Baker, seven; Kyle Van Noy, six; Andrew Van Ginkel, 5½), the first time in team history that Miami featured three LBs with five-plus sacks.
- Coached three seasons at Boston College (2016-18), where he helped six of his defensive backs earn All-Atlantic Coast Conference honors and saw four of his DBs go on to be selected in the NFL Draft (S John Johnson III, CB Kamrin Moore, CB Isaac Yiadom, S Will Harris).
- Coached for six seasons (2006-11) at the high-school level, including five years at Don Bosco Prep (Ramsey, N.J.), where he helped guide the Ironmen to state titles in both 2010 and 2011 and a No. 1 national ranking in 2011.

COACHING BACKGROUND

Years	College/Pro Team	Position Coached
2005	Rutgers Univ.	Student Assistant
2012	Rutgers Univ.	Defensive Assistant
2013-14	Rutgers Univ.	Tight Ends
2015	Rutgers Univ.	Wide Receivers
2016-17	Boston College.....	Defensive Backs
2018	Boston College.....	Co-Defensive Coordinator/DBs
2019	Univ. of Michigan	Linebackers
2020-23	Miami Dolphins.....	Linebackers
2024	Green Bay Packers	Linebackers/Running Game Coordinator

Campanile spent the previous three seasons at Boston College (2016-18), where he coached defensive backs all three years and added co-defensive coordinator duties for his final season. He helped six of his defensive backs earn All-Atlantic Coast Conference honors with four of them going on to be selected in the NFL Draft (S John Johnson III, CB Kamrin Moore, CB Isaac Yiadom, S Will Harris).

In 2018, Campanile helped the Eagles finish tied for No. 5 in the nation with 18 INTs and tied for No. 11 with 26 takeaways. DB Hamp Cheevers earned first-team All-ACC recognition and third-team All-America honors after tying for the FBS lead with seven INTs on the season.

Campanile's defensive backs helped the Eagles to a No. 3 national ranking in pass-efficiency defense (101.84) in 2017 as they tied for No. 12 in the nation with 18 INTs. DB Lukas Denis was tied for No. 2 in the country with seven INTs on his way to earning second-team All-America recognition and second-team All-ACC honors. Campanile was named the National Defensive Backs Coach of the Year by both 247Sports and FootballScoop.com for his efforts in 2017. In his first season at BC in 2016, Campanile helped the Eagles rank No. 9 in the country in total defense (314.2 ypg) and No. 7 in rushing defense (108.5 ypg).

Prior to his time at BC, Campanile spent the previous four seasons at Rutgers, serving as a defensive assistant in 2012 before moving to the offensive side of the ball to coach tight ends (2013-14) and wide receivers (2015). In 2015, he tutored WR Leonte Carroo, who led the Big Ten and was tied for No. 14 in the nation with 10 receiving TDs. Carroo earned third-team

All-Big Ten honors and was selected by the Dolphins in the third round of the 2016 NFL Draft. During his time coaching tight ends for the Scarlet Knights, Campanile helped develop Tyler Kroft, who earned first-team All-American Athletic Conference recognition and All-America honorable mention from SI.com in 2013. Kroft went on to be picked by the Cincinnati Bengals in the third round of the 2015 NFL Draft.

Campanile coached for six seasons (2006-11) at the high-school level, beginning as an assistant at his alma mater, Fair Lawn (N.J.) High School, in 2006. He then coached for five

seasons at Don Bosco Prep (Ramsey, N.J.), tutoring linebackers (2007-09) before serving as offensive coordinator (2010-11). Campanile helped guide the Ironmen to state titles in both 2010 and 2011 and a No. 1 national ranking in 2011.

Campanile began his coaching career as a student assistant at Rutgers in 2005 after playing safety and linebacker at Rutgers from 2002-04. Campanile was born Aug. 18, 1982, in Fair Lawn, N.J. He and his wife, Tracey, have two daughters, Valentina and Serafina, and a son, Anthony.

WARMEST RECORDED GAMES, PACKERS HISTORY (SINCE 1959)

WARMEST RECORDED HOME GAMES, TEAM HISTORY

89	S	24	2017	Cincinnati Bengals (GB)+W	27	24
85	S	10	1978	New Orleans Saints (Milw)W	28	17
84	O	6	1963	Los Angeles Rams (GB)W	42	10
83	S	12	1976	San Francisco 49ers (GB)L	14	26
83	S	8	2002	Atlanta Falcons (GB)+W	37	34
82	S	26	1999	Minnesota Vikings (GB)W	23	20
81	S	6	1998	Detroit Lions (GB)W	38	19
80	S	15	1968	Philadelphia Eagles (GB)W	30	13
80	S	16	2018	Minnesota Vikings (GB)+T	29	29
79	S	20	1970	Detroit Lions (GB)L	0	40
79	S	9	1990	Los Angeles Rams (GB)W	36	24
79	O	7	2007	Chicago Bears (GB)L	20	27
78	S	17	1967	Detroit Lions (GB)T	17	17
78	S	18	1983	Los Angeles Rams (Milw)W	27	24
78	S	11	1994	Miami Dolphins (Milw)L	14	24
78	S	17	2006	New Orleans Saints (GB)L	27	34

+ — overtime

WARMEST RECORDED ROAD GAMES, TEAM HISTORY

102	S	24	1978	@ San Diego ChargersW	24	3
102	S	21	2003	@ Arizona CardinalsL	13	20
90	S	19	1965	@ Pittsburgh SteelersW	41	9
90	S	13	1992	@ Tampa Bay BuccaneersL	3	31
90	S	11	2016	@ Jacksonville JaguarsW	27	23
89	S	20	1981	@ Los Angeles RamsL	23	35
88	O	14	1990	@ Tampa Bay BuccaneersL	14	26
88	O	27	1991	@ Tampa Bay BuccaneersW	27	0
88	O	18	2020	@ Tampa Bay BuccaneersL	10	38
88	S	25	2022	@ Tampa Bay BuccaneersW	14	12
87	S	23	1984	@ Dallas CowboysL	6	20
87	S	18	1988	@ Miami DolphinsL	17	24
87	N	11	1990	@ Los Angeles RaidersW	29	16
87	S	24	2000	@ Arizona CardinalsW	29	3

WARMEST OCTOBER HOME GAMES

84	O	6	1963	Los Angeles Rams (GB)W	42	10
79	O	7	2007	Chicago Bears (GB)L	20	27
75	O	25	1964	Los Angeles Rams (Milw)L	17	27
74	O	13	1968	Los Angeles Rams (Milw)L	14	16
73	O	5	1997	Tampa Bay Buccaneers (GB)W	21	16
72	O	8	1961	Baltimore Colts (GB)W	45	7
72	O	3	1976	Detroit Lions (GB)W	24	14
72	O	1	2000	Chicago Bears (GB)L	24	27
71	O	2	1983	Tampa Bay Buccaneers (GB)W	55	14
70	O	1	1989	Atlanta Falcons (Milw)W	23	21
69	O	1	1967	Atlanta Falcons (Milw)W	23	0
69	O	14	1973	Kansas City Chiefs (Milw)T	10	10
69	O	8	2006	St. Louis Rams (GB)L	20	23
69	O	16	2016	Dallas Cowboys (GB)L	16	30

WARMEST NOVEMBER HOME GAMES

68	N	6	2016	Indianapolis Colts (GB)L	26	31
60	N	29	1998	Philadelphia Eagles (GB)W	24	16
59	N	18	2001	Atlanta Falcons (GB)L	20	23
57	N	3	1963	Pittsburgh Steelers (Milw)W	33	14
56	N	1	1981	Seattle Seahawks (GB)W	34	24
55	N	15	2015	Detroit Lions (GB)L	16	18
53	N	8	1981	New York Giants (Milw)W	26	24
53	N	15	1981	Chicago Bears (GB)W	21	17
53	N	5	1989	Chicago Bears (GB)W	14	13
53	N	22	2009	San Francisco 49ers (GB)W	30	24
52	N	9	1970	Baltimore Colts (Milw)L	10	13
52	N	2	1975	Minnesota Vikings (GB)L	17	28
52	N	9	1980	San Francisco 49ers (Milw)W	23	16
52	N	1	1987	Tampa Bay Buccaneers (Milw)L	17	23
52	N	4	2001	Tampa Bay Buccaneers (GB)W	21	20



With construction in progress on the north end zone, Brett Favre watches a flyover before the Packers' 2002 marathon win over Atlanta, tied for Lambeau's fourth-hottest game.

WARMEST DEC./JAN. HOME GAMES

57	D	2	1962	Los Angeles Rams (Milw)W	41	10
53	D	13	2015	Dallas Cowboys (GB)W	28	7
50	D	2	1973	New Orleans Saints (Milw)W	30	10
45	D	9	1990	Seattle Seahawks (Milw)L	14	20
45	D	28	2003	Denver Broncos (GB)W	31	3
45	D	2	2012	Minnesota Vikings (GB)W	23	14
43	D	5	1982	Buffalo Bills (Milw)W	33	21
43	D	11	2011	Oakland Raiders (GB)W	46	16
42	D	3	1961	New York Giants (Milw)W	20	17
42	D	13	1998	Chicago Bears (GB)W	26	20
42	D	3	2017	Tampa Bay Buccaneers (GB)+W	26	20
41	D	17	2006	Detroit Lions (GB)W	17	9
40	D	5	1965	Minnesota Vikings (GB)W	24	19
40	D	18	1977	San Francisco 49ers (Milw)W	16	14
40	D	6	1981	Detroit Lions (GB)W	31	17
40	J	1	2022	Minnesota Vikings (GB)W	41	17



JASON VVRABLE

Passing Game Coordinator

12th NFL Season » Sixth Packers Season

Jason Vrable begins his sixth season with the Packers and his third as passing game coordinator after being promoted on Feb. 1, 2022.

Vrable spent four seasons as wide receivers coach after being promoted on March 12, 2020, also serving as the passing game coordinator in 2022-23. Originally hired as an offensive assistant by Head Coach Matt LaFleur on Feb. 1, 2019, Vrable assisted with the wide receivers during the 2019 season. He will begin his 12th season as an NFL coach, having six years of experience prior to joining the Packers.

Over the last two seasons, Vrable coached four wide receivers who posted 35-plus catches, 400-plus receiving yards and three-plus receiving TDs as rookies (Romeo Doubs and Christian Watson in 2022, Jayden Reed and Dontayvion Wicks in 2023), the first time in NFL history that a team had four rookie WRs hit those marks over a two-season span.

Vrable tutored Reed in 2023 as he set the single-season franchise rookie record for receptions with 64, eclipsing WR Sterling Sharpe's mark of 55 in 1988. Reed tied for the team lead with eight receiving TDs, the third most by a rookie in team history, and posted a team-high 793 receiving yards as he became the first rookie to lead the Packers in catches and receiving yards since Sharpe in 1988. Reed also became the first rookie in NFL history to post 60-plus catches, 750-plus receiving yards, eight-plus receiving TDs, 100-plus rushing yards (119) and multiple rushing TDs (two). Wicks ranked No. 3 on the team with 39 receptions for 581 yards (14.9 avg.) and four TDs in 2023 under Vrable's guidance, finishing No. 2 in the league in yards per catch among rookies. A team-high 18 of Wicks' catches went for 16-plus yards, a 46.2 percentage that was the top mark posted by any Packer with 30-plus receptions dating back to 2000. In his second NFL season, Doubs finished No. 2 on the team with 59 catches for 674 yards (11.4 avg.) and eight TDs, teaming with Reed to form one of only three WR tandems in the NFL with eight-plus receiving TDs each in 2023.

In 2022, Vrable helped WR Allen Lazard set career highs in receptions (60) and receiving yards (788). Vrable also worked with Watson, who posted a team-high seven TD catches, good for No. 4 in team history among rookies behind Billy Howton (13 in 1952), Max McGee (nine in 1954) and Reed (eight in 2023). Vrable also tutored Doubs (42, three), who teamed with Watson (41, seven) to become only the third rookie duo in NFL history to each have 40-plus receptions and three-plus receiving TDs.

In 2021, Vrable helped WR Davante Adams set single-season franchise records for receptions (123) and receiving yards (1,553) on his way to earning unanimous first-team All-Pro honors from *The Associated Press*, the first Green Bay WR to earn first-team honors in back-to-back years since Sharpe (1992-93). Adams added a team-high 11 TD catches, becoming the first player in league history to record three seasons (2018, 2020-21) with 110-plus catches, 1,350-plus receiving yards and 11-plus receiving TDs. He earned Pro Bowl honors for the fifth consecutive season as he joined James Lofton (1980-85) as the only WRs in team history to be named to the Pro Bowl in five-plus consecutive seasons. Vrable also tutored Lazard, who posted 40 catches for 513 yards (12.8 avg.) and a career-high eight TDs, with all eight of his TD catches coming in Weeks 6-18 (tied for No. 5 in the NFL over that span).

Under Vrable's direction in 2020, Adams matched Sharpe's single-season team record (1994) for receiving TDs with 18 and became the first player in NFL history to register 100-plus receptions (115) and 18-plus receiving TDs in a single season. Adams led the NFL in receiving TDs, receiving yards per game (98.1) and receptions per game (8.2), becoming the first NFL

AT A GLANCE ...



- Promoted to wide receivers/passing game coordinator on Feb. 1, 2022. Joined the Packers on Feb. 1, 2019, as an offensive assistant and was promoted to wide receivers coach on March 12, 2020.
- Coached four wide receivers over the last two seasons who posted 35-plus catches, 400-plus receiving yards and three-plus receiving TDs as rookies (Romeo Doubs and Christian Watson in 2022, Jayden Reed and Dontayvion Wicks in 2023), the first time in NFL history that a team had four rookie WRs hit those marks over a two-season span.
- Tutored Reed in 2023, who set a franchise rookie record for receptions with 64 and became the first rookie in NFL history to post 60-plus catches, 750-plus receiving yards (793), eight-plus receiving TDs (eight), 100-plus rushing yards (119) and multiple rushing TDs (two).
- In 2022, worked with Watson, who posted a team-high seven TD catches, good for No. 4 in team history among rookies behind Billy Howton (13 in 1952), Max McGee (nine in 1954) and Reed (eight in 2023).
- In 2021, helped WR Davante Adams set single-season franchise records for receptions (123) and receiving yards (1,553) on his way to becoming the first Green Bay WR to earn first-team All-Pro honors from *The Associated Press* in back-to-back years since Sterling Sharpe (1992-93).
- Tutored Adams in 2020 as he became the first player in NFL history with 100-plus receptions (115) and 18-plus receiving TDs in a season, with his 18 receiving TDs tying the single-season team record set by Sharpe in 1994.
- Spent the 2017-18 seasons as an offensive assistant with the N.Y. Jets, where he worked with Robby Anderson (63-94) and Jermaine Kearse (65-810), one of only three WR duos in the NFL to both post 60-plus receptions and 800-plus receiving yards in 2017.
- Served as the interim running backs coach for the Bills for the final 15 weeks of the 2016 season, helping Buffalo rank No. 1 in the league in rushing offense (164.4 ypg), the team's best rushing average since 1976 (183.3 ypg).

COACHING BACKGROUND

Years	College/Pro Team	Position Coached
2007	Marietta (Ohio) College	Quarterbacks
2008	Robert Morris Univ.	Quarterbacks
2009	Syracuse Univ.	Offensive Quality Control/ Assistant to the Wide Receivers Coach
2010	Syracuse Univ.	Graduate Assistant/ Assistant to the Quarterbacks Coach
2011-12	Univ. of Charleston	Offensive Coordinator/ Quarterbacks/Running Backs
2013-15	Buffalo Bills	Offensive Quality Control
2016	Buffalo Bills	Assistant Quarterbacks
2017-18	New York Jets	Offensive Assistant
2019	Green Bay Packers	Offensive Assistant
2020-21	Green Bay Packers	Wide Receivers
2022-23	Green Bay Packers	Wide Receivers/ Passing Game Coordinator
2024	Green Bay Packers	Passing Game Coordinator

player to lead the league in all three categories since Sharpe in 1992. Vrable also coached WR Marquez Valdes-Scantling, who led the NFL in yards per reception (20.9), the top single-season mark in the NFL from 2011-20 (min. 32 rec.)

While assisting with the wide receivers in 2019, Vrable worked with Adams, who ranked No. 5 in the NFL in receiving yards per game (83.1) and No. 4 in receptions per game (6.9) on his way to earning Pro Bowl honors for the third straight season. Adams led the team with 83 catches for 997 yards (12.0 avg.) and was tied for the team lead with five receiving TDs despite missing four games due to injury. Vrable also assisted in the development of Lazard in his first season, who

posted 35 receptions for 477 yards (13.6 avg.) and three TDs, with all of his catches coming in the final 11 contests.

Vrable arrived in Green Bay after serving two seasons (2017-18) as an offensive assistant for the N.Y. Jets. With the Jets, he worked with WR Robby Anderson, one of only nine WRs in the NFL to register 50-plus catches, 750-plus receiving yards and six-plus receiving TDs in both 2017 and 2018, highlighted by career highs in 2017 (63 catches for 941 yards and seven TDs). Vrable also worked with veteran WR Jermaine Kearse, who posted a team-high 65 receptions for 810 yards (12.5 avg.) in 2017, both career highs, as he and Anderson formed one of only three WR duos in the NFL to both post 60-plus receptions and 800-plus receiving yards in 2017.

Prior to his time with New York, Vrable spent four years with the Buffalo Bills, working as an offensive quality control coach from 2013-15 and then as an assistant quarterbacks coach in 2016. He also assumed the role of interim running backs coach following Anthony Lynn's promotion to offensive coordinator in Week 3 of the 2016 season. For the final 15 weeks of the season, Vrable helped RBs Mike Gillislee (5.71) and LeSean McCoy (5.67) rank No. 1 and No. 2 in the league in yards per carry, respectively, among all qualifying NFL runners. The duo also accounted for 23 total TDs on the season as the Bills ranked No. 1 in the league in rushing offense (164.4 ypg), the team's best rushing average since 1976 (183.3 ypg). Vrable also helped QB Tyrod Taylor earn his second consecutive Pro Bowl selection in 2016 after completing a career-high 269 passes on 436 attempts (61.7 pct.) for 3,023 yards and 17 TDs.

Before entering the NFL coaching ranks, Vrable coached at the college level for six years. From 2011-12, he worked at the University of Charleston as the school's offensive coordinator/

quarterbacks/running backs coach. Notably, he led a Golden Eagles offense that led the West Virginia Intercollegiate Athletic Conference in total offense (392.4 ypg) and rushing offense (246.1 ypg) in 2012.

From 2009-10, Vrable worked for Syracuse University as an offensive quality control/assistant to the wide receivers coach (2009) and graduate assistant/assistant to the quarterbacks coach (2010). Vrable helped mentor QB Ryan Nassib, who set the Syracuse single-season record with 202 completions in 2010 and led the Orange to an 8-5 record, including a victory over Kansas State in the inaugural Pinstripe Bowl at Yankee Stadium.

In 2008, Vrable coached quarterbacks at Robert Morris University (Moon, Pa.). In the fall of 2007, he returned to his alma mater, Marietta (Ohio) College, to coach quarterbacks after beginning his coaching career as a strength intern at the University of South Florida in the summer of 2007.

Vrable played QB at Marietta from 2003-06, finishing his career ranked No. 1 in school history in passing yards (6,102), completions (495) and TD passes (41). He was twice named the Pioneers' Most Valuable Player and served as a team captain his final two seasons, earning all-region honors as a senior. Additionally, Vrable was named Marietta's Clyde Lamb Award winner in 2007, recognizing him as the school's male scholar-athlete of the year. He was inducted into the Marietta College athletic hall of fame in February 2018.

A native of South Park, Pa., Vrable graduated with a bachelor's degree in sports medicine in 2007 and completed a master's degree in sports management from Robert Morris University in 2009.

Born Jan. 23, 1985, Vrable lives in Green Bay with his wife, Jill, son, Drake, and daughters, Brooklyn and Teegan.

OVERTIME PROCEDURES

MODIFIED SUDDEN-DEATH OVERTIME

For the 2010 postseason, the NFL installed a modified sudden-death system to determine the winner when the score is tied at the end of regulation. In 2012, the system was expanded to cover all NFL games, including regular-season and preseason games. In 2022, the system was expanded for postseason games only to allow each team the opportunity to possess the ball.

Modified sudden death guarantees each team a possession or the opportunity to possess, unless the team that receives the opening kickoff scores a touchdown on its initial possession.

Possession: Actual possession of the ball with complete control. The defense gains possession when it catches, intercepts or recovers a loose ball.

Opportunity to possess: The opportunity to possess occurs only during kicking plays. A kickoff is an opportunity to possess for the receiving team. If the kicking team legally recovers the kick, the receiving team is considered to have had its opportunity. A punt or a field goal that crosses the line of scrimmage and is muffed by the receiving team is considered to be an opportunity to possess for the receivers. Normal touching rules by the kicking team apply.

REGULAR SEASON


- At the end of regulation time, the Referee will immediately toss a coin at the center of the field in accordance with rules pertaining to the usual pregame toss. The captain of the visiting team will call the toss prior to the coin being flipped.
- Following a three-minute intermission after the end of the regulation game, there shall be a maximum of one 10-minute period. Each team must possess or have the opportunity to possess the ball unless the team that has the ball first scores a touchdown on its initial possession. Play continues in sudden death until a winner is determined, and the game automatically ends upon any score (by safety, field goal or touchdown) or

when a score is awarded by the Referee for a palpably unfair act. If a touchdown is scored, the game is over, and the Try is not attempted. Each team shall be entitled to two timeouts, and if there is an excess timeout, the usual rules shall apply. Disqualified players are not allowed to return.

- If the score is tied at the end of the 10-minute overtime period, the game shall result in a tie.
- Instant Replay:** No challenges. Reviews to be initiated by the replay assistant.

POSTSEASON

- At the end of regulation time, the Referee will immediately toss a coin at the center of the field in accordance with rules pertaining to the usual pregame toss. The captain of the visiting team will call the toss prior to the coin being flipped.
- Following a three-minute intermission after the end of the regulation game, play will be continued in 15-minute periods until a winner is declared.
- Both teams must have the opportunity to possess the ball at least once during the extra period, unless the team kicking off to start the overtime period scores a safety on the receiving team's initial possession, in which case the team that kicked off is the winner. If the team that possesses the ball first does not score on its initial possession, or if the score is tied after each team has had its opportunity to possess the ball, the team next scoring by any method shall be the winner.
- If the score is tied at the end of a 15-minute overtime period, or if the second team's initial possession has not ended, another overtime period will begin, and play will continue, regardless of how many 15-minute periods are necessary. Each team has three timeouts per half and all general timing provisions apply as during a regular game. Disqualified players are not allowed to return.
- Instant Replay:** No challenges. Reviews to be initiated by the replay assistant.



LUKE BUTKUS

Offensive Line

14th Season as NFL Coach » Sixth Packers Season

Luke Butkus begins his sixth season with the Packers and his third as offensive line coach, having been promoted to the position on Feb. 1, 2022, following three seasons as assistant offensive line coach.

Starting his 14th season coaching in the NFL, Butkus was initially hired by Head Coach Matt LaFleur on Feb. 7, 2019. Butkus enters his 20th season coaching in either Division I college football or the NFL. He joined the Packers after serving as the offensive line coach for the University of Illinois for three seasons (2016-18), a position he also held for the Fighting Illini in 2012.

In two seasons as offensive line coach for Green Bay, Butkus has helped the Packers rank tied for No. 4 in the NFL over that span in sacks allowed (62) and No. 5 in sacks allowed per passing play (5.1 pct.). Last season, Butkus guided a line that ranked No. 3 in the league in sacks allowed (30), including just 12 over the final nine regular-season contests. For the first time in franchise history, Green Bay did not allow a sack in back-to-back games in a single postseason, and when combined with the two sacks allowed in the final three regular-season games, it marked the first time since 2004 that the Packers had allowed just two sacks over a five-game span.

With five-time All-Pro T David Bakhtiari sidelined for every game but one due to a knee injury, Butkus tutored T Rasheed Walker, a seventh-round pick in 2022, as he went on to start 15 games last season at left tackle. Another second-year lineman, Zach Tom, started all 17 games at RT and did not commit a holding penalty all season. The two young tackles were part of a line that helped Green Bay become one of only two NFL teams in 2023 to rank in the top six in the league in sacks allowed, giveaways (t-No. 6, 18) and third-down percentage (No. 5, 47.1). The Packers led the league with a 95.0 TD percentage in goal-to-go situations (19 of 20), the top single-season mark by any NFL team dating back to 2000. The line protected QB Jordan Love as he was one of only four QBs (Dak Prescott, Brock Purdy, Baker Mayfield) to rank in the top 10 in the league in passing TDs (No. 2, 32), passing yards (No. 7, 4,159) and TD/INT ratio (No. 7, 2.91) in 2023.

In 2022, Butkus coached an offensive line that ranked No. 7 in the NFL with 32 sacks allowed, including 17 in Weeks 7-18, which was tied for the third fewest in the league over that span. He also guided G/T Elgton Jenkins to his second Pro Bowl selection, his second in the last three seasons. The line helped RB Aaron Jones register a career-high 1,121 rushing yards (No. 9 in the NFL) and rank No. 2 in the league among RBs with an average of 5.26 yards per carry.

In 2021, Butkus assisted with an offense that ranked in the top 10 in the league in passing offense (No. 8, 253.8 ypg), total offense (No. 10, 365.6 ypg), scoring (No. 10, 26.5 ppg), giveaways (t-No. 1, 13) and time of possession (No. 1, 32:43) despite being without Bakhtiari (knee) for all but one game. The Packers allowed one or fewer sacks in seven games on the season, tied for No. 8 in the NFL, despite using seven different starting combinations on the line due to injuries. The line protected QB Aaron Rodgers as he threw 38 TD passes with just four INTs for a league-best 111.9 passer rating on his way to being named the NFL's Most Valuable Player by *The Associated Press* for the second straight season.

In 2020, Butkus worked with an offensive line that helped the Packers rank No. 1 in the NFL in scoring (31.9 ppg), giveaways (team-record 11) and time of possession (32:29), tied for No. 2 in sacks allowed (21), No. 5 in total offense (389.0 ypg) and No. 3 in yards per play (6.29). The line blocked for Jones, who set a single-season franchise mark for yards per carry (league-best 5.49) among players with 200-plus attempts, surpassing FB Jim Taylor's mark of 5.42 yards per carry in 1962. Bakhtiari and C Corey Linsley each earned first-team AP All-Pro honors, while



AT A GLANCE ...



- Joined the Packers on Feb. 7, 2019, as assistant offensive line coach before being promoted to offensive line coach on Feb. 1, 2022.
- Begins his 14th season coaching in the NFL, having previously worked for the Jacksonville Jaguars (2013-15), Seattle Seahawks (2010-11) and Chicago Bears (2007-09).
- In two seasons as offensive line coach (2022-23), has helped the Packers rank tied for No. 4 in the NFL over that span in sacks allowed (62) and No. 5 in sacks allowed per passing play (5.1 pct.).
- Guided a line that ranked No. 3 in the league last season in sacks allowed (30), including just 12 over the final nine regular-season contests.
- In 2022, led a line that ranked No. 7 in the NFL in sacks allowed (32) and helped guide G/T Elgton Jenkins to his second Pro Bowl selection.
- In 2020, worked with an offensive line that helped the Packers rank No. 1 in the NFL in scoring (31.8 ppg), giveaways (team-record 11) and time of possession (32:29), tied for No. 2 in sacks allowed (21) and No. 3 in yards per play (6.29).
- Coached the offensive line at his alma mater, the University of Illinois, in 2012 and from 2016-18.
- Was a three-year starting center for the Illini from 1999-2001, a third-team All-America selection by *The Associated Press* in 2001, a two-time All-Big Ten selection (2000-01) and a captain of the 2001 Big Ten championship team.

COACHING BACKGROUND

Years	College/Pro Team	Position Coached
2005-06	Univ. of Oregon	Graduate Assistant
2007-09	Chicago Bears	Offensive Asst./Asst. Offensive Line
2010-11	Seattle Seahawks	Quality Control Assistant
2012	Univ. of Illinois	Offensive Line
2013-15	Jacksonville Jaguars	Assistant Offensive Line
2016-18	Univ. of Illinois	Offensive Line
2019-21	Green Bay Packers	Assistant Offensive Line
2022-24	Green Bay Packers	Offensive Line

Bakhtiari and Jenkins were both named to the Pro Bowl roster. Jenkins became just the third Packers offensive lineman (Charley Brock in his second year in 1940, Deral Teteak as a rookie in 1952) to make the Pro Bowl within their first two seasons.

In 2019, Butkus helped the offensive line pave the way for Jones to rush for 1,084 yards (4.6 avg.) and 16 TDs, with the TD total tying for the league lead. Butkus assisted in the development of Jenkins, who played in all 16 contests as a rookie and started the final 14 games of the season at left guard. Jenkins was named to the PFWA All-Rookie team, just the second Packers guard to be selected since 1974, and helped Green Bay register 18 rushing TDs, the most by the Packers since 2009 (20). With the help of Butkus, Bakhtiari was named to his second Pro Bowl and earned second-team AP All-Pro honors.

In 2018, Butkus coached an offensive line that blocked for the No. 2 rushing attack in the Big Ten (243.0 yards per game, No. 12 in the nation). It was the best average for the Illini since 2010, when they led the conference with an average of 246.1 rushing yards per game. Illinois also ranked No. 2 in the Big Ten and No. 6 in the nation in yards per carry (5.91 avg.) in 2018, and its 25 rushing TDs tied for No. 5 in the conference.

Butkus tutored OL Nick Allegretti, who developed into a two-time team captain (2017-18) and was twice named All-Big Ten (second-team selection by the media and honorable mention by the coaches in 2018, honorable mention by the coaches and media in 2017). Allegretti played in 47 games, including starts in the final 36 contests of his career, and was selected in the seventh round of the 2019 NFL Draft by the Kansas City Chiefs.

In 2017, Butkus was in charge of one of the youngest units in the country. The Illini started three true freshmen on the offensive line – Larry Boyd, Vederian Lowe and Alex Palczewski – who combined for 27 starts as Illinois had a program-record 87 cumulative true-freshman starts.

Between the two stints at his alma mater, Butkus was the assistant offensive line coach for the Jacksonville Jaguars (2013-15). In 2015, Jacksonville's offensive line protected QB Blake Bortles, who finished tied for No. 2 in the NFL with a franchise-record 35 TD passes. Bortles set a team record with an average of 276.8 passing yards per game (No. 9 in the NFL). The Jaguars led the NFL with a franchise-record 80 offensive plays of 20-plus yards.

Butkus served as interim offensive line coach in 2014 and oversaw a unit that helped the Jaguars rank No. 6 in the NFL in yards per carry (4.54), but featured zero players that started for the club in the 2013 season finale. The unit featured two rookie starters – G Brandon Linder and C Luke Bowanko – and only two players who had more than 14 career starts. LT Luke Joeckel, the No. 2 overall pick in 2013, returned to the lineup after missing the final 11 games of his rookie season with an ankle injury. Only Joeckel and LG Zane Beadles started all 16 games for the club. Butkus assisted with an offensive line that had nine different starters during the 2013 season.

Prior to returning to his alma mater in 2012, Butkus spent five

seasons working in the NFL, the last two (2010-11) with the Seattle Seahawks as a quality control assistant working with the offensive line. He worked as an offensive assistant/assistant offensive line coach with the Chicago Bears from 2007-09.

Butkus began his coaching career as a graduate assistant at the University of Oregon (2005-06), helping the Ducks to appearances in the 2005 Holiday Bowl and the 2006 Las Vegas Bowl.

As a player, Butkus was a three-year starting center for Illinois from 1999-2001, a third-team AP All-America selection in 2001, a two-time All-Big Ten selection (2000-01) and a captain of the 2001 Big Ten championship team. In 2001, he was part of an offensive line that paved the way for then-school records in total points, points per game and sacks allowed.

Butkus was signed by the Chicago Bears as a rookie free agent in 2002 and spent most of that season on the San Diego Chargers' practice squad. He played two seasons in NFL Europe, for the Rhein Fire in 2003 and the Cologne Centurions in 2004.

A graduate of Bloom Trail (Ill.) High School in suburban Chicago, Butkus is a nephew of the late Hall of Fame linebacker Dick Butkus, who played for the Bears from 1965-73. Luke's cousin, Mark Butkus, lettered at Illinois from 1980-83, while his brother, Josh, also graduated from Illinois.

Butkus was born June 26, 1979, in Steger, Ill. He and his wife, Nici, have three sons, Benjamin, Byron and Bear.


PACKERS PLAYERS BY COLLEGE (1921-2023, 339 SCHOOLS)

Abilene Christian ...1	Dartmouth ...2	John Carroll ...1	New Mexico ...7	St. Ambrose ...2	The Citadel ...1
Air Force ...1	Delaware State ...2	Kalamazoo ...1	New Mex. Highlands ...1	St. Benedict's ...1	Toledo ...3
Alabama ...33	Delta State ...1	Kansas ...10	New Mexico State ...1	St. Bonaventure ...1	Toronto ...1
Alabama-Birmingham ...2	Denver ...1	Kansas State ...12	Newberry ...1	St. Edward's ...1	Towson State ...1
Alabama State ...1	DePaul ...1	Kent State ...4	N.Y. St. Univ. Cortland ...1	St. John's ...2	Trinity (Conn.) ...1
Albright ...1	Detroit ...3	Kentucky ...15	New York Univ. ...1	St. Joseph's (Ind.) ...1	Troy ...5
Albion A&M ...2	East Tenn. ...1	Kentucky State ...1	Norfolk State ...1	St. Mary's (Calif.) ...7	Tulane ...12
Alcorn State ...2	Drake ...1	Knoxville ...1	North Alabama ...1	St. Norbert ...1	Tulsa ...9
American Intl. ...1	Duke ...3	La Crosse St. Teachers ...1	North Carolina ...17	St. Thomas ...2	Tuskegee ...3
Angelo State ...2	Duquesne ...1	Lake Forest ...1	North Carolina A&T ...4	Samford ...1	UCLA ...3
Appalachian State ...4	East Carolina ...5	Lamar ...1	N.C. Central ...1	San Diego State ...13	Utah ...24
Arizona ...9	East Central ...1	Langston ...1	North Carolina State ...6	San Francisco ...3	Utah State ...17
Arizona State ...17	East Texas State ...3	Lawrence ...4	North Dakota ...2	San Jose State ...6	Valdosta State ...1
Arkansas ...20	Eastern Illinois ...1	Lewis ...1	North Dakota State ...6	Santa Clara ...2	Valparaiso ...1
Arkansas-Pine Bluff ...2	Eastern Kentucky ...4	Liberty ...2	North Texas ...2	Shippensburg ...2	Vanderbilt ...8
Arkansas State ...3	Eastern Michigan ...5	Lincoln (Mo.) ...1	Northeast Louisiana ...3	South Carolina ...11	Villanova ...5
Auburn ...23	Eastern New Mexico ...1	Livingston ...1	Northeastern ...2	South Carolina State ...1	Virginia ...14
Austin ...1	Elon ...2	Long Beach City ...1	N'eastern (Okla.) St. ...1	South Dakota ...1	Virginia Military ...1
Azusa Pacific ...1	Evansville ...1	Loras ...1	Northern Arizona ...5	South Dakota State ...5	Virginia Tech ...10
Ball State ...5	Ferris State ...1	Louisiana-Lafayette ...3	Northern Illinois ...3	South Florida ...2	Virginia Union ...1
Baylor ...14	Ferrum ...1	Louisiana Tech ...5	Northern Iowa ...5	Southeast Missouri ...1	Wake Forest ...6
Beloit ...5	Florida ...14	Louisiana Tech ...5	Northern Michigan ...3	Southern California ...33	Washington ...1
Bethune-Cookman ...2	Florida A&M ...2	Louisville ...7	Northwestern ...9	S. Connecticut St. ...1	Washington ...16
Bishop ...2	Florida State ...15	Loyola (Calif.) ...1	N'western (La.) St. ...4	Southern Methodist ...19	Washington & Lee ...1
Black Hills State ...1	Fordham ...3	Macalester ...1	Notre Dame ...57	Southern Mississippi ...6	Washington State ...1
Bloomburg ...1	Fort Hays State ...1	Maine ...2	Ohio State ...29	Southern Oregon ...1	Washington & Lee ...1
Boise State ...5	Fort Valley State ...1	Manchester ...1	Oklahoma ...22	Southern Univ. ...5	Washington State ...6
Boston College ...15	Fresno State ...12	Marquette ...21	Oklahoma A&M ...3	S'west Mo. State ...1	Wayne State ...1
Bowling Green ...5	Furman ...2	Marshall ...7	Oklahoma State ...6	Stanford ...16	Wesley ...1
Brighton Young ...9	Gardner-Webb ...1	Maryland ...7	Old Dominion ...1	Stephen F. Austin ...1	Wesleyan (Conn.) ...1
Bucknell ...3	Georgetown ...2	Massachusetts ...3	Oregon ...1	Stevens Pt. Teachers ...1	Western Carolina ...1
Buffalo ...2	Georgia ...19	Memphis ...10	Oregon State ...6	Superior State ...1	Western Illinois ...3
Cal Poly-Pomona ...2	Georgia State ...2	Mesa State ...2	Oshkosh State Normal ...1	Syracuse ...6	Western Kentucky ...1
Cal Poly-S.L. Obispo ...1	Georgia Tech ...12	Miami (Fla.) ...18	Pacific ...5	Tampa ...1	Western Michigan ...6
California ...17	Gonzaga ...6	Miami (Ohio) ...3	Penn State ...22	Tarleton State ...1	West Liberty State ...1
California (Pa.) ...2	Graceland ...1	Michigan ...34	Pennsylvania ...1	TCU ...15	West Virginia ...7
California-Davis ...4	Hamline ...1	Michigan State ...24	Philander Smith ...1	Temple ...3	West Virginia Tech ...1
California-Riverside ...1	Hampden-Sydney ...1	Midle Tenn. State ...5	Pittsburgh ...18	Tennessee ...21	Wichita State ...3
California St.-L.A. ...1	Hampton ...1	Millikin ...1	Platteville St. Teachers ...1	Tennessee A&I ...1	Williamette ...1
Carroll ...1	Harper-Simmons ...3	Milwaukee Teachers ...1	Portland State ...3	Tenn.-Chattanooga ...2	William & Mary ...3
Carson-Newman ...2	Hawaii ...3	Minnesota ...46	Prairie View A&M ...3	Tennessee State ...5	William Penn (Lowa.) ...1
Catawba ...1	Heidelberg ...1	Minnesota-Duluth ...2	Princeton ...2	Texas ...19	Wisconsin ...45
Catholic Univ. ...1	Henderson State ...1	Mississippi ...11	Purdue ...17	Texas A&I ...4	Wisconsin-Eau Claire ...2
Centenary ...1	Hillsdale ...2	Mississippi College ...1	Regina (Canada) ...1	Texas A&M ...22	Wisconsin-La Crosse ...1
Central Arkansas ...3	Hofstra ...1	Mississippi Delta ...1	Regis ...1	Texas A&M-Kingsville ...1	Wisconsin-Whitewater ...1
Central Florida ...5	Holy Cross ...1	Mississippi State ...17	Rhode Island ...1	Texas-Arlington ...3	Wooster ...1
Central Michigan ...5	Houston ...7	Mississippi Valley St. ...2	Rice ...6	Texas-El Paso ...9	Wyoming ...3
Central Oklahoma ...2	Howard ...3	Missouri ...14	Richmond ...5	Texas Mines ...1	Xavier ...1
Central (Ohio) State ...1	Howard Payne ...1	Missouri So. St. ...1	Ripon ...3	Texas San Antonio ...1	Yale ...3
Chadron State ...1	Idaho ...2	Missouri Western St. ...2	Rutgers ...2	Texas Southern ...3	Yankton ...1
Cincinnati ...8	Idaho State ...2	Monmouth ...1	Sacramento State ...1	Texas Tech ...9	
Clark ...1	Illinois ...12	Montana ...7	Saginaw Valley St. ...2	Texas Western ...1	
Clemson ...13	Illinois State ...5	Montana State ...4			
Colgate ...1	Illinois Tech ...1	Morgans State ...1			
Colorado ...19	Indiana ...18	Morningside ...1			
Colorado State ...5	Indiana State ...3	Morris Brown ...2			
Colorado St.-Pueblo ...1	Iowa ...33	Mount Senario ...1			
Connecticut ...4	Iowa State ...5	Navy ...3			
Cornell ...1	Jackson State ...4	Nebraska ...32			
Creighton ...2	James Madison ...2	Nebraska-Omaha ...1			
		Nevada ...8			
		Nevada-Las Vegas ...1			

SCHOOLS PRODUCING THE MOST PACKERS

1	Notre Dame	57
2	Minnesota	46
3	Wisconsin	45
4	Michigan	34
5t	Alabama	33
	Iowa	33
	Southern California	33

Includes only those who played in at least one Packers league game.



TOM CLEMENTS

Quarterbacks

25th Season as NFL Coach » 14th Packers Season



Entering his 25th season as a coach in the NFL, Tom Clements begins his 14th year with the Packers after rejoining the team as quarterbacks coach in 2022 after previously coaching with the team in a variety of roles from 2006-16.

Hired by Head Coach Matt LaFleur on Feb. 18, 2022, Clements (KLEMM-ints) originally joined the Packers in 2006, serving as quarterbacks coach from 2006-11 before working as the team's offensive coordinator (2012-14) and the associate head coach/offense (2015-16). He served as the pass game coordinator/quarterbacks for the Arizona Cardinals in 2019-20. Clements also coached QBs for the New Orleans Saints (1997-99), Kansas City Chiefs (2000) and Pittsburgh Steelers (2001-03) and served as the offensive coordinator for the Buffalo Bills (2004-05).

In 2023, Clements tutored first-year starting QB Jordan Love as he became just the third player in NFL history to post 4,000-plus passing yards (4,159) and 32-plus passing TDs (32) in his first season with multiple starts, joining Kurt Warner (1999) and Patrick Mahomes (2018). Love was one of only four QBs (Dak Prescott, Brock Purdy, Baker Mayfield) to rank in the top 10 in the league in passing TDs (No. 2), passing yards (No. 7) and TD/INT ratio (No. 7, 2.91) in 2023. Love's 32 passing TDs were the fourth most by a QB in his first season with multiple starts, trailing only Mahomes (50 in 2018), Warner (41 in 1999) and Daunte Culpepper (33 in 2000). Love threw for multiple TD passes with no INTs in nine games on the season (No. 1 in the league), tied for No. 1 in NFL history (Purdy) for the most by a QB in his first 18 career starts. Over the final eight games, Love completed 196 of 279 passes (70.3 pct.) for 2,150 yards and 18 TDs with one INT for a 112.7 rating, joining Aaron Rodgers (Nov. 14, 2021-Jan. 9, 2022) as the only Green Bay QBs to post 2,150-plus passing yards, 18-plus passing TDs, one/zero interceptions and a completion percentage of 70-plus over an eight-game span in a single season.

In Arizona, Clements tutored QB Kyler Murray, who was named NFL Offensive Rookie of the Year by *The Associated Press* in 2019 after becoming just the sixth QB in league history with 3,500-plus passing yards and 500-plus rushing yards in a season. Murray also set an NFL rookie record with 211 consecutive passing attempts without an interception. The Cardinals were tied for No. 9 in the league in giveaways in '19 after ranking No. 27 in the category in 2018, and set a team record with seven zero-giveaway games. In 2020, Clements helped Murray become the first QB in team history to be named to the Pro Bowl within his first two seasons as he set single-season franchise records for rushing yards (819) and rushing TDs (11) by a quarterback and became just the second QB in NFL history with 25-plus passing TDs (26) and 10-plus rushing TDs in a season.

During Clements' first 11 seasons with Green Bay, the Packers finished in the top 10 in the NFL in scoring offense and total offense nine times each and ranked No. 2 in the league over that span in giveaways. In his three seasons as offensive coordinator (2012-14), the Packers ranked in the top five in the NFL over that span in scoring offense (No. 3, 27.8 ppg), total offense (No. 5, 381.9 ypg) and giveaways (No. 3, 54). During Clements' first 11 seasons with the Packers, Rodgers was selected to six Pro Bowls (2009, 2011-12, 2014-16), was twice named league MVP (2011, 2014) and became the first QB in NFL history to register a 100-plus rating in six consecutive seasons (2009-14).

In 2016, Clements helped guide the Packers to their eighth consecutive postseason berth (2009-16), tied for the fifth-longest streak in league history. Green Bay ranked No. 4 in

AT A GLANCE ...



- Rejoined the Packers on Feb. 18, 2022, as quarterbacks coach. Previously spent 11 seasons with the team as associate head coach/offense (2015-16), offensive coordinator (2012-14) and quarterbacks coach (2006-11).
- Worked with first-year starting QB Jordan Love in 2023 as he became just the third player in NFL history to post 4,000-plus passing yards (4,159) and 32-plus passing TDs (32) in his first season with multiple starts, joining Kurt Warner (1999) and Patrick Mahomes (2018).
- Tutored QB Kyler Murray in Arizona, who was named NFL Offensive Rookie of the Year by *The Associated Press* in 2019 and became the first QB in team history to be named to the Pro Bowl within his first two seasons in the league in 2020.
- During his first 11 seasons with Green Bay, helped the Packers finish in the top 10 in the NFL in scoring offense and total offense nine times each and rank No. 2 over that span in giveaways.
- Worked with QB Aaron Rodgers as he was selected to six Pro Bowls (2009, 2011-12, 2014-16), was twice named league MVP (2011, 2014) and became the first QB in NFL history to register a 100-plus rating in six consecutive seasons (2009-14).
- Prior to joining Green Bay in 2006, coached quarterbacks for the New Orleans Saints (1997-99), Kansas City Chiefs (2000) and Pittsburgh Steelers (2001-03) and served as the offensive coordinator for the Buffalo Bills (2004-05).
- Played quarterback for 12 seasons in the Canadian Football League, where he was a seven-time divisional all-star, the league MVP (1987) and a two-time Grey Cup champion (1976 and 1984).

COACHING BACKGROUND

Years	College/Pro Team	Position Coached
1992-94	Univ. of Notre Dame	Quarterbacks
1995	Univ. of Notre Dame	Wide Receivers/Asst. Head Coach
1997-99	New Orleans Saints	Quarterbacks
2000	Kansas City Chiefs	Quarterbacks
2001-03	Pittsburgh Steelers	Quarterbacks
2004-05	Buffalo Bills	Offensive Coordinator
2006-11	Green Bay Packers	Quarterbacks
2012-14	Green Bay Packers	Offensive Coordinator
2015-16	Green Bay Packers	Associate Head Coach/Offense
2019-20	Arizona Cardinals	Pass Game Coordinator/QBs
2022-24	Green Bay Packers	Quarterbacks

the league in scoring (27.0 ppg) and No. 8 in total offense (368.8 ypg), while Rodgers (40) became the first Green Bay quarterback to lead the league in TD passes since Brett Favre in 2003 and set the franchise single-season mark for completions with 401.

In 2014, Clements guided the offense as the Packers led the NFL in scoring with 486 points (30.4 ppg), the third most in a season in team history. Green Bay was tied for the top mark in the league in '14 with 13 giveaways and also set a single-season team mark for the most first downs to that point with 356. Rodgers finished in the top three in the NFL in passer rating, TD passes, TD/INT ratio and yards per attempt, the only QB in the league to do so, on his way to earning league AP Most Valuable Player honors, while WRs Jordy Nelson and Randall Cobb became the only duo in NFL history to both register 90-plus catches, 1,200-plus receiving yards and 12-plus TD catches in the same season.

In 2013, Clements helped the Packers generate 6,404 yards of total offense (No. 3 in the NFL), the second most in franchise history (6,482 in 2011). Green Bay's rushing average of 133.5 yards per game was the team's best mark since 2003 and RB Eddie Lacy rushed for 1,178 yards, the most by a rookie in

team history, on his way to being selected to the Pro Bowl and being named AP NFL Offensive Rookie of the Year. The Packers averaged 266.8 passing yards per game despite starting four different quarterbacks on the season as Rodgers missed seven contests due to a collarbone injury. In Week 11 at the N.Y. Giants, QB Scott Tolzien threw for 339 yards, the most ever by a Green Bay QB in his first career start.

In 2012, Clements coordinated an offense that ranked No. 5 in the NFL in scoring (27.1 ppg), tied for No. 2 in giveaways (16) and No. 3 in red-zone efficiency (68.1 percent). Rodgers led the NFL in passer rating (108.0) for the second straight season and also ranked No. 1 in TD/INT ratio (4.88) and No. 2 in TD passes (39). WR James Jones led the league with a career-high 14 TD catches, becoming the first Packer to do so since WR Sterling Sharpe (18) in 1994, and TE Jermichael Finley set a single-season franchise record for tight ends with 61 receptions.

As quarterbacks coach, Clements' extensive tutelage of Rodgers paid dividends, culminating with a 2011 campaign that saw him earn league MVP honors. Rodgers set an NFL single-season record with a 122.5 passer rating and ranked No. 1 in the league in yards per attempt (franchise-record 9.25) and No. 2 in TD passes (45). Clements also tutored QB Matt Flynn, a seventh-round choice by the club in 2008, as he set single-game franchise records in the 2011 season finale with 480 passing yards and six TDs (both later matched by Rodgers) vs. Detroit. Combined with Rodgers' five TD passes the previous week vs. Chicago, it marked the first time in the history of the NFL that a team had two different QBs each throw five-plus TDs in consecutive games.

Rodgers' first 4,000-yard season in 2008 gave the Packers 4,000-yard passers in consecutive seasons for just the second time in team history to that point, and for the first time in league history those back-to-back 4,000-yard passers were different QBs. The previous two seasons, in addition to tutoring Rodgers as the backup and their apparent, Clements oversaw a mini-renaissance of Favre's career. In 2006, Favre reduced his interceptions from a career-high 29 the year before to just 18, setting the stage for a near-MVP season in 2007, when he surpassed 4,000 yards passing for the fifth time and led the Packers back to the playoffs.

Before coming to Green Bay, Clements spent two seasons (2004-05) as offensive coordinator for the Buffalo Bills. In 2004, the offense increased its scoring output by 152 points and reduced its number of sacks allowed from 51 to 38. In 2005, RB Willis McGahee became the fifth running back in Bills history to register back-to-back 1,000-yard seasons and QB Kelly Holcomb set a club single-season record with a 67.4

completion percentage (now ranks No. 2 in team history).

Prior to joining the Bills, Clements served as Pittsburgh's quarterbacks coach for three seasons (2001-03), where he helped Tommy Maddox earn the AP Comeback Player of the Year award in 2002. Clements also worked with Pittsburgh's Kordell Stewart (2001) and Kansas City's Elvis Grbac (2000) during each quarterback's best season, both culminating in Pro Bowl berths. Clements' first NFL coaching job came with the Saints (1997-99), where he tutored QBs Jake Delhomme and Kerry Collins.

Prior to his post with the Saints, Clements served under Lou Holtz as quarterbacks coach (1992-94) and wide receivers/assistant head coach (1995) at his alma mater, Notre Dame. While with the Fighting Irish, Clements coached eventual 1993 NFL Rookie of the Year QB Rick Mirer, and WR Derrick Mayes, the Packers' second-round draft pick in 1996. In addition, Clements tutored QB Ron Powlus, Notre Dame's career passing leader in attempts, completions, yardage and touchdowns at the time of his graduation.

Inducted into the Canadian Football League's Hall of Fame in 1994, Clements played QB for Ottawa (1975-78), Saskatchewan/Hamilton (1979), Hamilton (1981-82) and Winnipeg (1983-87) during a 12-year career in the CFL. Selected seven times as a divisional All-Star, Clements guided Ottawa (1976) and Winnipeg (1984) to Grey Cup championships, earning the Outstanding Offensive Player award in each game. The league's Rookie of the Year in 1975 and Most Valuable Player in 1987, Clements completed 2,807 of 4,657 passes (60.3 percent) for 39,041 yards and 252 touchdowns during his CFL career. He also spent one season, 1980, as a quarterback for Marv Levy's Kansas City Chiefs.

A three-year starter at Notre Dame (1972-74) under Ara Parseghian, Clements led the Irish to a 29-5 record, including an unblemished national championship season in 1973. An All-American in 1974, he finished fourth in Heisman Trophy balloting when Archie Griffin earned the award. Clements received his degree in economics from Notre Dame in 1975.

A licensed attorney, Clements worked from 1988-92 for Bell, Boyd & Lloyd (now known as K&L Gates), a Chicago-based law firm. He pursued his law degree during his playing career, graduating magna cum laude from Notre Dame's School of Law in 1986. In 1994, while on the Notre Dame coaching staff, Clements was an adjunct associate professor of law at the university's law school, where he taught "Sports and the Law."

Clements was born June 18, 1953, in McKees Rocks, Pa. He and his wife, Kathe, have a daughter, Stevie, and a son, Tommy.

PACKERS QUARTERBACKS, 1948-2023

Moss, Perry, Illinois	1948	Brown, Carlos, Pacific	1975-76	McMahon, Jim, Brigham Young	1995-96
Heath, Stan, Nevada	1949	Johnson, Randy, Texas A&I	1976	Pederson, Doug, N.E. La.	1996-98, 2001-04
Christman, Paul, Missouri	1950	Dickey, Lynn, Kansas St.	1976-77, 79-85	Bono, Steve, UCLA	1997
O'Malley, Tom, Cincinnati	1950	Dowling, Brian, Yale	1977	Hasselbeck, Matt, Boston Coll.	1999-2000
Rote, Tobin, Rice	1950-56	Whitehurst, David, Furman	1977-83	Wuerffel, Danny, Florida	2000
Thomason, Bobby, Virginia Military	1951	Douglass, Bobby, Kansas	1978	Nall, Craig, Northwestern (La.) St.	2003-04, 07
Parilli, Babe, Kentucky	1952-53, 57-58	Spraul, Dennis, Arizona State	1978	O'Sullivan, J.T., UC Davis	2004
Garrett, Bob, Stanford	1954	Pisarkiewicz, Steve, Missouri	1980	Rodgers, Aaron, California	2005-22
Brackins, Charlie, Prairie View A&M	1955	Troup, Bill, South Carolina	1980	Martin, Ingle, Furman	2006
Held, Paul, San Jose State	1955	Campbell, Rich, California	1981-84	Flynn, Matt, Louisiana State	2008-11, 13-14
Starr, Bart, Alabama	1956-71	Wright, Randy, Wisconsin	1984-88	Harrell, Graham, Texas Tech	2012
McHan, Lamar, Arkansas	1959-60	Zorn, Jim, Cal Poly-Pomona	1985	Tolzien, Scott, Wisconsin	2013, 15
Roach, John, S. Methodist	1961-63	Ferragamo, Vince, Nebraska	1986	Wallace, Seneca, Iowa State	2013
Bratkowski, Zeke, Georgia	1963-68, 71	Fusina, Chuck, Penn State	1986	Hundley, Brett, UCLA	2016-17
Claridge, Dennis, Nebraska	1965	Shield, Joe, Trinity (Conn.)	1986	Kallaher, Joe, Wesley	2017
Horn, Don, San Diego State	1967-70	Gillus, Willie, Norfolk State	1987	Cizer, DeShone, Notre Dame	2018
Stevens, Bill, Texas-El Paso	1968-69	Risher, Alan, Louisiana State	1987	Boyle, Tim, Eastern Kentucky	2019-20
Norton, Rick, Kentucky	1970	Majkowski, Don, Virginia	1987-92	Benkert, Kurt, Virginia	2021
Patrick, Frank, Nebraska	1970-72	Kiel, Blair, Notre Dame	1989-91	Love, Jordan, Utah State	2021-23
Hunter, Scott, Alabama	1971-73	Dilweg, Anthony, Duke	1989-90	Clifford, Sean, Penn State	2023
Tagge, Jerry, Nebraska	1972-74	Tomczak, Mike, Ohio State	1991		
Del Gaizo, Jim, Tampa	1973	Favre, Brett, S. Mississippi	1992-2007		
Concannon, Jack, Boston College	1974	Detmer, Ty, Brigham Young	1993, 95		
Hadl, John, Kansas	1974-75	Brunell, Mark, Washington	1994		
Milan, Don, Cal Poly-San Luis O.	1975	Rubley, T.J., Tulsa	1995		

QB's who played in at least one official Packers game in the season listed



RYAN DOWNARD

Defensive Backs

Ninth NFL Season » Seventh Packers Season



Entering his ninth season in the NFL, Ryan Downard begins his seventh season with the Packers and his second as the team's defensive backs coach after spending one season (2022) as safeties coach and three seasons (2019-21) as assistant defensive backs coach.

Promoted to his current position on March 10, 2023, by Head Coach Matt LaFleur, Downard (DOWN-erd) originally joined the club on Jan. 24, 2018, as a defensive quality control coach. His first NFL experience came in 2014-15 when he served as a defensive assistant with the Cleveland Browns.

Downard has been part of defensive staffs that have helped guide the Packers to four straight top-10 league rankings in passing defense, the lone NFL team to do so over that span (2020-23) and Green Bay's first time doing so since 1974-77.

In his first season leading the defensive backs in 2023, Downard tutored rookie CB Carrington Valentine, who started 12 games and led the team with nine passes defended. With two-time All-Pro CB Jaire Alexander limited to just seven games due to injuries and veteran CB Rasul Douglas traded to Buffalo on Oct. 31, Downard also worked with veteran CB Corey Ballentine, who started a career-high six games and posted career bests for tackles (39) and passes defended (seven). The DBs helped the Packers rank No. 9 in the NFL in passing defense (206.8 ypg) and No. 10 in points allowed (20.6 ppg).

The 2022 season saw Downard lead a safety group that helped Green Bay finish No. 6 in the league in passing defense (197.0 ypg), the fewest allowed by the Packers since 2010 (194.2 ypg). Green Bay was tied for No. 4 in the NFL with 17 INTs, with 16 of them coming in Weeks 7-18 (No. 1 in the NFL).

Downard was part of a staff in 2021 that helped the Packers finish in the top 10 in the NFL in total defense (328.2 ypg, No. 9), passing defense (219.1 ypg, No. 10), takeaways (26, t-No. 8) and INTs (18, t-No. 6). Downard also helped guide Douglas to a career year as he returned two INTs for TDs, tied for No. 4 in a season in team history. Douglas tied for the league lead with five INTs and led the NFL with 105 yards on INT returns in Weeks 8-17.

The 2020 season saw the Packers' young and talented secondary take another step forward with the assistance of Downard. Alexander earned second-team All-Pro honors from *The Associated Press*, becoming the first Green Bay CB to earn All-Pro honors since Charles Woodson in 2011. Alexander was also named to his first career Pro Bowl in 2020, making him one of three CBs in franchise history to make the Pro Bowl within his first three seasons (Herb Adderley, 1963, third season; Willie Buchanan, 1973, second season). S Darnell Savage also excelled in 2020, leading the team in INTs (career-high four, t-No. 3 among NFL safeties) and ranking No. 2 in passes defended (12, No. 2 among NFL safeties).

In Downard's first season working with the defensive backs in 2019, the Packers were tied for No. 3 in the NFL with 17 INTs, their highest total since 2016 (17). Five members of Green Bay's secondary recorded multiple INTs in 2019, with CB Kevin King posting career highs in INTs (five, tied for No. 4 in the NFL), passes defended (18) and tackles (59). The Packers ranked No. 6 in the NFL in opponent passer rating (81.1) and No. 4 in opponent completion percentage (59.7). Downard assisted in the development of Alexander as he was named a Pro Bowl alternate and led the team with a career-high 23 passes defended. Savage, a first-round pick in 2019, was selected to the PFWA All-Rookie team.

In his first season with the Packers in 2018, Downard was part of a defensive staff that helped Green Bay rank tied for No. 8 in the league in sacks (44), the most by the Packers since 2013 (44). Green Bay's defense featured 16 different players with at least a half-sack in 2018, the second most in team history (since 1982) behind only the 1987 campaign (strike season) that had 17 players with a half-sack or more. The Packers ranked No. 12 in pass defense (234.5 ypg) in 2018 after finishing No. 23 in the category in 2017.

AT A GLANCE ...



- Promoted to defensive backs coach on March 10, 2023, after serving as safeties coach for one season (2022) and assistant defensive backs coach for three seasons (2019-21). Originally joined the team on Jan. 24, 2018, as a defensive quality control coach.
- Helped the Packers to four straight top-10 league rankings in passing defense, the lone NFL team to do so over that span (2020-23) and Green Bay's first time doing so since 1974-77.
- Part of a defensive staff in 2021 that helped the Packers finish in the top 10 in the NFL in total defense (328.2 ypg, No. 9), passing defense (219.1 ypg, No. 10), takeaways (26, t-No. 8) and INTs (18, t-No. 6).
- Helped tutor CB Jaire Alexander in 2020, who earned second-team All-Pro honors from *The Associated Press*, the first Green Bay CB to earn All-Pro honors since Charles Woodson in 2011.
- Helped the defense rank tied for No. 3 in the NFL in 2019 with 17 INTs as five members of the secondary recorded multiple picks and S Darnell Savage earned PFWA All-Rookie honors.
- Spent the 2014-15 seasons with the Cleveland Browns as a defensive assistant. Was part of a staff that helped the Browns lead the league in opponent passer rating (74.1) and opponent completion percentage (57.1) and rank No. 2 in interceptions (21) in 2014.
- Played defensive back at Eastern Michigan (2007-10), where his six INTs in 2007 ranked No. 2 in the country among freshmen and No. 12 overall in the nation.

COACHING BACKGROUND

Years	College/Pro Team	Position Coached
2013	Univ. of Toledo	Graduate Assistant
2013	Texas Tech Univ.	Graduate Assistant
2014-15	Cleveland Browns	Defensive Assistant
2016	Bowling Green State Univ.	Dir. of Football Operations
2017	Bowling Green State Univ.	Safeties
2018	Green Bay Packers	Defensive Quality Control
2019-21	Green Bay Packers	Assistant Defensive Backs
2022	Green Bay Packers	Safeties
2023-24	Green Bay Packers	Defensive Backs

Prior to coming to Green Bay, Downard spent two seasons at Bowling Green State, where he served as the safeties coach in 2017 after working as director of football operations in his first season at the school. As safeties coach, he was instrumental in the development of safety Marcus Milton, who tied for the team lead with three INTs and ranked No. 4 on the team with 60 tackles in his first year after transitioning from cornerback. Downard also oversaw the development of Fred Garth, a junior-college transfer who ranked No. 8 in the Mid-American Conference with a team-high 95 total tackles.

Downard spent the 2014-15 seasons as a defensive assistant with the Browns, working with Cleveland's defensive backs in 2015 and the defensive line in 2014. In 2014, the Browns led the league in opponent passer rating (74.1) and opponent completion percentage (57.1) and ranked No. 2 in INTs (21). Cleveland's defense also was tied for No. 4 in the NFL in total takeaways (29) and ranked No. 9 in points allowed (21.1 ppg) that season. Prior to joining the Browns, Downard was a graduate assistant at Texas Tech and Toledo.

Downard played defensive back at Eastern Michigan (2007-10), where his six INTs in 2007 ranked No. 2 in the country among freshmen and No. 12 overall in the nation. His freshman campaign saw him earn Freshman All-America honorable mention from Scout.com. As a team captain his senior year, Downard finished No. 3 on the Eagles with 60 total tackles.

Downard was born June 22, 1988, in Lima, Ohio. He and his wife, Julie, live in Hobart, Wis., with their four sons, Jaxon, Camden, Hayes and Easton.

COACHING STAFF

COMMUNITY

COACHES

VETERANS

DRAFT & FREE AGENTS

2023 REVIEW

RECORDS & HISTORY

LAMBEAU FIELD

MISC.



JOHN DUNN

Tight Ends

Eighth NFL Season » Fourth Packers Season

Entering his eighth season as a coach in the NFL, John Dunn begins his fourth season with the Packers and third as tight ends coach after being promoted on Feb. 5, 2022. Dunn served as a senior analyst in Green Bay in 2021 after being hired on March 1, 2021, by Head Coach Matt LaFleur. Dunn is entering his 21st season of coaching in college or the NFL.

In 2023, Dunn helped guide Luke Musgrave (34-352-1) and Tucker Kraft (31-355-2) as they became only the second rookie TE duo since the 1970 AFL-NFL merger to both post 30-plus receptions, 350-plus receiving yards and a receiving TD (Patriots TEs Rob Gronkowski and Aaron Hernandez, 2010). Despite missing six games due to injury, Musgrave tied Bubba Franks' team record for the most catches by a rookie tight end with 34, and Musgrave's 352 receiving yards were the third most by a Green Bay rookie behind only Franks (363 in 2000) and Kraft (355 in 2023). Kraft's 31 catches on the season were the third most in team history by a rookie TE behind only Franks and Musgrave, and among TEs with 20-plus catches in 2023, Kraft led all rookies and ranked No. 8 among all tight ends in yards per catch (11.5 avg.). Dunn also tutored rookie TE Ben Sims, who played in all 17 games and posted a TD reception as the Packers became the first team in the Super Bowl era to feature three rookie tight ends with at least one TD catch.

In 2022, Dunn worked with TE Robert Tonyan, who posted a career-best 53 receptions to mark the second 50-plus-catch season of his career (52 in 2020) as he tied Paul Coffman for the second most by a Packer tight end (Jermichael Finley, three). Among tight ends, Tonyan ranked No. 4 in the NFL with a 79.1 reception percentage in 2022.

In Dunn's first season with the Packers in 2021, he focused primarily on defensive self-scouting while working closely with offensive coordinator Joe Barry and the inside linebackers. The defense ranked in the top 10 in the league in total defense (No. 9, 328.2 ypg), passing defense (No. 10, 219.1 ypg), interceptions (t-No. 6, 18), takeaways (t-No. 8, 26) and defensive penalties (No. 5, 28).

In 2020 with the Jets, Dunn mentored TE Chris Herndon as he returned from an injury-laden 2019 season to finish No. 3 on the team in receptions (31) and tied for No. 2 in receiving TDs (three). In Dunn's first season with New York in 2019, TE Ryan Griffin, signed by the Jets before training camp, stepped up in Herndon's absence to post 34 catches for 320 yards (9.4 avg.) and a career-best five TDs. Griffin's five scores tied for No. 3 among AFC tight ends and made him the eighth TE in franchise history to post five-plus receiving TDs in a season.

Prior to joining the Jets, Dunn served as the offensive coordinator at the University of Connecticut in 2018. Dunn oversaw an offense that produced two 1,000-yard rushers as RB Kevin Mensah (1,045 yards) became the first UConn RB to surpass 1,000 yards rushing since 2011 and QB David Pindell (1,139 yards) established a school rushing record among quarterbacks. Pindell also earned a first-team All-New England selection from the New England Football Writers for his efforts.

Dunn earned his first NFL experience in two seasons with the Chicago Bears, first as a football assistant (2016) and then as an offensive assistant (2017). During his time with the Bears, Dunn worked with wide receivers and quarterbacks while also helping install offensive-line protections each week. With Dunn's help in 2017, QB Mitchell Trubisky set franchise rookie records with



AT A GLANCE ...



- Promoted to tight ends coach on Feb. 5, 2022. Originally joined the team on March 1, 2021, as a senior analyst.
- Helped tutor TEs Luke Musgrave (34-352-1) and Tucker Kraft (31-355-2) in 2023 as they became only the second rookie TE duo since the 1970 AFL-NFL merger to both post 30-plus receptions, 350-plus receiving yards and a receiving TD (Patriots TEs Rob Gronkowski and Aaron Hernandez, 2010).
- In 2023, helped the Packers become the first NFL team in the Super Bowl era to have three rookie TEs catch a TD pass (Musgrave, Kraft, Ben Sims).
- Worked with TE Robert Tonyan as he posted a career-best 53 receptions in 2022, marking the second 50-plus-catch season of his career (52 in 2020) to tie Paul Coffman for the second most by a Packer tight end.
- In 2020, mentored Jets TE Chris Herndon as he returned from an injury-laden 2019 season to finish No. 3 on the team in receptions (31) and tied for No. 2 in receiving TDs (three).
- Served as the offensive coordinator at the University of Connecticut in 2018 following two seasons in the NFL with the Chicago Bears (2016-17).

COACHING BACKGROUND

Years	College/Pro Team	Position Coached
2004	Univ. of North Carolina.....	Student Assistant
2005	Univ. of North Carolina.....	Offensive Quality Control
2006-07	Univ. of North Carolina.....	Offensive Graduate Assistant
2008-09	Louisiana State Univ.	Offensive Graduate Assistant
2010	Louisiana State Univ.	Offensive Intern
2011-15	Univ. of Maryland.....	Tight Ends/Recruiting Coordinator
2016	Chicago Bears	Football Assistant
2017	Chicago Bears	Offensive Assistant
2018	Univ. of Connecticut.....	Offensive Coordinator
2019-20	New York Jets.....	Tight Ends
2021	Green Bay Packers.....	Senior Analyst
2022-24	Green Bay Packers.....	Tight Ends

196 completions and 2,193 passing yards in just 12 starts.

Before entering the NFL as a coach, Dunn spent five seasons (2011-15) at the University of Maryland as the school's tight ends coach/recruiting coordinator. While with the Terrapins, Dunn helped the team finish No. 9 nationally in red-zone scoring percentage (.914) during the 2014 season.

Before his time at Maryland, Dunn worked three seasons (2008-10) at LSU, serving as an offensive graduate assistant from 2008-09 and as an offensive intern in 2010. Dunn helped coach the offensive line and quarterbacks while holding primary responsibility for the assimilation of the playbook and all computer drawings, practice scripts and game plans.

Dunn gained his first coaching experience at his alma mater, the University of North Carolina, working as a student assistant (2004), offensive quality control coach (2005) and offensive graduate assistant (2006-07) for the Tar Heels. In 2007, he helped WR Hakeem Nicks earn first-team All-Atlantic Coast Conference honors after setting a single-season school record with 74 receptions for 958 yards (12.9 avg.) and five TDs.

Dunn was a walk-on at North Carolina from 2001-03, playing quarterback and tight end before a neck injury ended his career. He graduated from UNC with a degree in exercise sport science.

Dunn was born Aug. 7, 1983, in Shelby, N.C. He and his wife, Lindsay, live in Hobart, Wis., with their son, Carter, and daughter, Emerson.



EDDIE GORDON
Assistant Offensive Line

First NFL Season » First Packers Season



possesses seven years of collegiate coaching experience, most recently as the offensive line coach at the University of Alabama at Birmingham in 2023.

Gordon was part of a staff that helped the Blazers set a single-season school record for total offense with an average of 450.0 yards per game, good for No. 18 in the nation last season. The Blazers posted 450-plus total yards in six of 12 games, including four games with 500-plus yards of total offense. UAB also set a single-season school mark with its average of 23.8 first downs per game and registered 285 total first downs, the second most in a season in school history.

Gordon's line protected QB Jacob Zeno, who checked in at No. 14 in the nation with an average of 284.2 passing yards per game as he threw 20 TD passes with just nine INTs. The line also helped clear the way for RB Jermaine Brown Jr., who earned third-team All-American Athletic Conference honors after leading the conference with an average of 129.7 all-purpose yards per game. Brown finished the season with 803 rushing yards and 12 TDs along with 416 receiving yards. Gordon's line also blocked for freshman RB Lee Beebe, who ranked No. 16 in the nation (min. 50 att.) in yards per carry with an average of 6.92 (360 yards on 52 carries), the second-best single-season mark in school history

Prior to UAB, Gordon spent the previous four seasons at the University of Georgia, where he was a part of staffs that helped guide the Bulldogs to back-to-back national titles (2021-22) and a 29-1 overall record in those two seasons. Gordon served as the offensive line graduate assistant from 2019-21 and spent the 2022 season as an offensive quality control coach, helping Georgia rank No. 6 in the nation in sacks allowed (60) and No. 9 in scoring (36.1 ppg) from 2019-22. During his time with the Bulldogs, Gordon helped coach three offensive tackles who went on to be selected in the first round of the NFL Draft in Andrew Thomas (No. 4 overall by the N.Y. Giants in 2020), Isaiah Wilson (No. 29 overall by Tennessee in 2020), Broderick Jones (No. 14 overall by Pittsburgh in 2023) and Amarius Mims (No. 18 overall by Cincinnati in 2024).

In 2022, Gordon was part of an offensive staff that helped the Bulldogs finish No. 4 in the nation in sacks allowed per game at 0.60 (nine sacks in 15 games). Georgia ranked No. 5 in the nation in scoring (41.1 ppg), No. 1 in total points (school-record 616), No. 5 in total offense (501.2 ypg), No. 15 in passing offense (295.8 ypg) and No. 19 in rushing offense (205.3 ypg). In 2021, Gordon helped tutor a line that ranked No. 6 in the nation in sacks allowed per game (1.07), allowing one sack/zero sacks in 12 of 15 contests on the season. The Bulldogs also ranked No. 9 in the nation in scoring (38.6 ppg), recording 30-plus points in 13 of 15 games and 40-plus points in seven contests. In his first season with the Bulldogs in 2019, Gordon helped coach Thomas, who earned unanimous All-America

AT A GLANCE ...



- Joined the Packers as the assistant offensive line coach on Feb. 19, 2024.
- Was part of a staff that helped UAB set a single-season school record for total offense with an average of 450.0 yards per game, good for No. 18 in the nation last season.
- Tutored a line that helped the Blazers set a single-season school mark with their average of 23.8 first downs per game in 2023.
- Served as the offensive line graduate assistant from 2019-21 and spent the 2022 season as an offensive quality control coach at the University of Georgia, helping the Bulldogs rank No. 6 in the nation in sacks allowed (60) and No. 9 in scoring (36.1 ppg) from 2019-22.
- During his time at Georgia, helped coach four offensive tackles who went on to be selected in the first round of the NFL Draft in Andrew Thomas (No. 4 overall by the N.Y. Giants in 2020), Isaiah Wilson (No. 29 overall by Tennessee in 2020), Broderick Jones (No. 14 overall by Pittsburgh in 2023) and Amarius Mims (No. 18 overall by Cincinnati in 2024).
- Played on the offensive line at Louisiana for three seasons (2014-16), where he started all 25 games over his final two seasons and earned All-Sun Belt honorable mention as a senior.

COACHING BACKGROUND

Years	College/Pro Team	Position Coached
2017	Univ. of Louisiana	Offensive Line Graduate Assistant
2018	Univ. of Louisiana	Asst. Strength and Conditioning/ Director of Player Development
2019-21	Univ. of Georgia	Offensive Line Graduate Assistant
2022	Univ. of Georgia	Offensive Quality Control
2023	UAB	Offensive Line
2024	Green Bay Packers	Assistant Offensive Line

recognition as part of a Georgia line that ranked tied for No. 5 in the nation in sacks allowed (1.07 per game). The line helped block for RB D'Andre Swift, who rushed for 1,218 yards and seven TDs, and QB Jake Fromm, who threw 24 TD passes with just five INTs.

Prior to Georgia, Gordon spent two seasons at his alma mater, the University of Louisiana, where he served as the director of player development and assistant strength and conditioning coach in 2018 and as offensive line graduate assistant in 2017.

Gordon played on the offensive line at Louisiana for three seasons (2014-16), where he started all 25 contests over his final two seasons (24 at C, one at LG). He earned All-Sun Belt honorable mention as a senior in 2016 after helping the Ragin' Cajuns average 178.9 rushing yards per game, including 200-plus rushing yards in seven of 13 contests. Gordon spent the 2013 season at Hutchinson (Kan.) Community College, where he earned All-Kansas Jayhawk Community College Conference honorable mention.


Born June 28, 1994, in Spartanburg, S.C., Gordon earned a bachelor's degree in behavioral studies from Louisiana and earned his master's in education from Georgia.

PACKERS SPRING MINICAMP HISTORY

Dan Devine coached collegiately for 16 years before Green Bay hired him in 1971. Shortly after his arrival, he implemented a college tradition: spring practice. That April, Devine took his new players to the University of Texas at Arlington and the Packers' first minicamp, where he got his first look at No. 1 draft choice John Brockington. In 1977, the Packers' revolutionary indoor facility allowed spring practice in Green Bay. However, the team migrated to Arizona in '94, so the Don Hutson Center could be finished.

- 1971. University of Texas at Arlington
- 1972-76. Saguaro High School, Phoenix
- 1977-93. Indoor Practice Facility, Green Bay

- 1994. Scottsdale (Ariz.) Community College
- 1995-present. Don Hutson Center, Green Bay



CONNOR LEWIS

Assistant Quarterbacks

Fifth Season as NFL Coach » Ninth Packers Season

Named to his current position on Feb. 1, 2022, Connor Lewis enters his third season as assistant quarterbacks coach and his ninth season with the Packers. Originally hired as a football technology analyst intern in 2016, Lewis spent three seasons (2017-19) as a football technology analyst. He joined the coaching ranks as an offensive quality control coach in 2020 and then was promoted to special teams assistant/game management specialist in 2021.

In his current role, Lewis works in support of quarterbacks coach Tom Clements and also assists the team with situational football and game management. In 2023, Lewis worked with first-year starting QB Jordan Love as he became just the third QB in NFL history to post 4,000-plus passing yards (4,159) and 32-plus passing TDs (32) in his first season with multiple starts, joining Kurt Warner (1999) and Patrick Mahomes (2018). Love was one of only four QBs (Dak Prescott, Brock Purdy, Baker Mayfield) to rank in the top 10 in the league in passing TDs (No. 2), passing yards (No. 7) and TD/INT ratio (No. 7, 2.91) in 2023. Love's 32 passing TDs were the fourth most by a QB in his first season with multiple starts, trailing only Mahomes (50 in 2018), Warner (41 in 1999) and Daunte Culpepper (33 in 2000). Love threw for multiple TD passes with no INTs in nine games on the season (No. 1 in the league), tied for No. 1 in NFL history (Purdy) for the most by a QB in his first 18 career starts.

In 2022, Lewis assisted with QB Aaron Rodgers, who ranked tied for No. 5 in the NFL in completions of 20-plus yards (53) and ranked No. 7 in TD passes (26). In 2021 as a special teams assistant/game management specialist, Lewis worked closely with the special teams staff and focused on opponent scouting and game-plan preparation.

As an offensive quality control coach in 2020, Lewis worked with former offensive coordinator Nathaniel Hackett with a focus on coaching the offensive line, a unit that allowed one sack/zero sacks in 13 games on the season, tied for No. 1 in team history. T David Bakhtiari and C Corey Linsley were both named first-team All-Pro by *The Associated Press*, while Bakhtiari and G/T Elgton Jenkins each received Pro Bowl honors.

As a football technology analyst, Lewis assisted the offensive coaching staff in data analysis, playing rules and game management. He worked closely with director of football technology Mike Halbach on various projects to help the coaching staff be prepared for upcoming games.

Prior to arriving in Green Bay, Lewis spent the 2015 season as an independent consultant for the Oakland Raiders. He was instrumental in evaluating contracts and building a database for the Raiders to store personnel items. Lewis was also



AT A GLANCE ...



- Promoted to assistant quarterbacks coach on Feb. 1, 2022, after one season as special teams assistant/game management specialist (2021); previously spent one season as offensive quality control coach (2020).
- Assisted quarterbacks coach Tom Clements in 2023 with first-year starting QB Jordan Love, who became just the third QB in NFL history to post 4,000-plus passing yards (4,159) and 32-plus passing TDs (32) in his first season with multiple starts, joining Kurt Warner (1999) and Patrick Mahomes (2018).
- First joined the Packers as a football technology analyst intern in 2016 and then spent three seasons (2017-19) as a football technology analyst.
- Served as an independent consultant for the Oakland Raiders (2015) and worked in the football analytics and information department with the New York Giants (2014).
- A graduate of Vanderbilt University, spent three seasons working in the football office, assisting the director of player personnel, the director of recruiting and the coaching staff.

COACHING BACKGROUND

Years	College/Pro Team	Position Coached
2020	Green Bay Packers	Offensive Quality Control
2021	Green Bay Packers	Special Teams Assistant/ Game Management Specialist
2022-24	Green Bay Packers	Assistant Quarterbacks

responsible for calculating projected values of contracts and verifying key financial metrics for players across the league.

In his first role in the NFL, Lewis worked in the football analytics and information department with the New York Giants in 2014. He studied opponent trends and game-management situations to be used by the coaching staff. Lewis also assisted the coaching staff with self-scouting and opponent analysis.

Lewis earned his bachelor's degree in mathematics with a corporate strategy minor at Vanderbilt University (2010-14). While attending school, he spent three seasons working in the football office (2012-14), assisting the director of player personnel, the director of recruiting and the coaching staff. Lewis worked primarily with player personnel in evaluating high school prospects. He also spent time with the ticket-services department with the Tennessee Titans while attending school.

Born in Littleton, Colo., Lewis was a three-year letterman at Chatfield Senior High School (2006-2010) in Littleton, earning all-conference honors as an OLB in 2009. He also lettered in lacrosse for three years. Lewis currently resides in Green Bay with his wife, Krista.

FIRST QUARTERBACKS

Adolph Kliebhan was the starting quarterback in the Packers' first NFL game, played against the Minneapolis Marines on Oct. 23, 1921. **Curly Lambeau** would replace him by the second quarter, if not earlier, and it would be the first and last game of Kliebhan's NFL career. Why he started is anybody's guess.

The Packers played four non-league games prior to facing the Marines, and Kliebhan appeared in three, filling in at quarterback, fullback and right halfback. But he didn't play the week before against Beloit.

Art Schmaehl started at quarterback in the Packers' second league game, against Rock Island, before Lambeau started the final four. Lambeau had started at right halfback in the four non-league games and then at fullback against Rock Island.

In 1922, the Packers signed **Charlie Mathys**, a Green Bay native who had played for the Hammond Pros in 1921. Mathys would start every game at quarterback over the next three seasons and maintain a hold on the job until midway through 1926. Lambeau would start 46 of 67 games from 1922-27, but mostly at right halfback, before his playing time would drastically diminish in 1928.

In 1927, the Packers signed **Red Dunn**, who had led the Chicago Cardinals to the 1925 NFL championship, and he would quarterback them through the 1931 season, winning three more NFL titles.

Future Pro Football Hall of Famer **Arnie Herber** would move into the lineup on a regular basis in 1932, playing mostly right halfback in Lambeau's revised Notre Dame Box offense and taking the Packers' passing game to new heights.

Dunn was the last of the Packers' quarterbacks in the Notre Dame Box to call signals, pass and run. Thereafter, Lambeau used his quarterback as a blocking back until he finally switched to a variation of the T-formation in 1947.



RYAN MAHAFFEY

Wide Receivers

Fourth NFL Season » Fourth Packers Season



Ryan Mahaffey enters his fourth season with the Packers and his first season as wide receivers coach, having been promoted to the position on Feb. 23, 2024. Mahaffey (muh-HAFF-ee) was initially hired by Head Coach Matt LaFleur on March 1, 2021, as an offensive quality control coach after two years as the offensive coordinator (2019-20) at Northern Iowa.

Mahaffey spent the last two seasons (2022-23) assisting Luke Butkus with the offensive line, helping the Packers rank tied for No. 4 in the NFL over that span in sacks allowed (62) and No. 5 in sacks per passing play (5.1 pct.). Last season, Green Bay ranked No. 3 in the league in sacks allowed (30), including just 12 in the final nine regular-season games. For the first time in franchise history, the Packers did not allow a sack in back-to-back games in a single postseason, and when combined with the two sacks allowed in the final three regular-season contests, it marked the first time since 2004 that Green Bay had allowed just two sacks over a five-game span.

With five-time All-Pro T David Bakhtiari sidelined for every game but one due to a knee injury, Mahaffey helped tutor T Rasheed Walker, a seventh-round pick in 2022, as he went on to start 15 games last season at left tackle. Another second-year lineman, Zach Tom, started all 17 games at RT and committed just two penalties on the season. The two young tackles were part of a line that helped Green Bay become one of only two NFL teams to rank in the top six in the league in sacks allowed, giveaways (t-No. 6, 18) and third-down percentage (No. 5, 47.1) in 2023.

In 2022, Mahaffey assisted Butkus with a line that ranked No. 7 in the NFL with 32 sacks allowed, including 17 in Weeks 7-18, which was tied for the third fewest in the league over that span. Mahaffey also helped guide G/T Elgton Jenkins to his second Pro Bowl selection, his second in the last three seasons. The line helped RB Aaron Jones register a career-high 1,121 rushing yards (No. 9 in the NFL) and rank No. 2 in the league among RBs with an average of 5.26 yards per carry.

In 2021, Mahaffey was part of a staff that helped the offense rank in the top 10 in the league in passing offense (No. 8, 253.8 ppg), total offense (No. 10, 365.6 ppg), scoring offense (No. 10, 26.5 ppg), giveaways (t-No. 1, 13) and time of possession (No. 1, 32:43). Assisting with the tight ends, he worked with veteran TE Mercedes Lewis, who posted 23 receptions for 214 yards (9.3 avg.), his most catches in a season since 2017. Mahaffey also helped develop TE Josiah Deguara, who led Green Bay tight ends with 25 receptions for 245 yards (9.8 avg.) and two touchdowns.

In Mahaffey's first season leading the offense at Northern Iowa in 2019, the Panthers tied a school record with eight home wins, finished No. 2 in the Missouri Valley Football Conference with a 6-2 conference record and advanced to the Football Championship Subdivision (FCS) quarterfinals, ending the season with a No. 5 national ranking. QB Will McElvain threw for an MVFC freshman-record 2,778 yards and 20 TDs and was named a third-team All-American by *Phil Steele's College Football* and a Jerry Rice National Freshman of the Year semifinalist. WR Isaiah Weston was a first-team All-MVFC selection after recording 43 catches for 1,053 yards (FCS-best 24.49 avg.).

From 2017-18, Mahaffey spent two seasons as the tight ends coach at Western Kentucky. During the 2018 season, Mahaffey helped TE Mik'Quan Deane earn second-team All-Conference USA honors after leading the team in receiving TDs (six) while ranking No. 2 in receptions (44) and receiving yards (530).

In his first season with the Hilltoppers in 2017, Mahaffey's TEs helped the WKU offense rank No. 7 nationally in passing

AT A GLANCE ...



- Joined the Packers on March 1, 2021, as offensive quality control coach. Was promoted to assistant offensive line coach on Feb. 1, 2022, and promoted to wide receivers coach on Feb. 23, 2024.
- Enters his fourth season with the Packers after coaching eight years at the collegiate level.
- In two seasons as the assistant offensive line coach (2022-23), helped the Packers rank tied for No. 4 in the NFL over that span in sacks allowed (62) and No. 5 in sacks per passing play (5.1 pct.).
- Helped tutor a line that ranked No. 3 in the league last season in sacks allowed (30), including just 12 in the final nine regular-season games.
- In his first season leading the offense at Northern Iowa in 2019, helped the Panthers tie a school record with eight home wins and advance to the Football Championship Subdivision (FCS) quarterfinals.
- Appeared in 51 games with 43 starts as a fullback/tight end at Northern Iowa and twice earned second-team All-Missouri Valley Football Conference honors.
- Signed with the Baltimore Ravens as an undrafted free agent in June 2011 and went on to appear in five games that season with the Indianapolis Colts.

COACHING BACKGROUND

Years	College/Pro Team	Position Coached
2013	Univ. of Northern Iowa.....	Recruiting Coordinator/Tes
2014-15	Univ. of Notre Dame.....	Graduate Assistant/WRs
2016	Univ. of Northern Iowa....	Co-Offensive Coordinator/WRs
2017-18	Western Kentucky Univ.	Tight Ends
2019-20	Univ. of Northern Iowa.....	Offensive Coordinator
2021	Green Bay Packers	Offensive Quality Control
2022-23	Green Bay Packers	Assistant Offensive Line
2024	Green Bay Packers	Wide Receivers

yards per game (335.0) and No. 8 in completion percentage (66.0). TE Deon Yelder posted 688 receiving yards and 52 points scored, both single-season school records among TEs. A fifth-year senior and former walk-on who had not recorded a reception prior to the 2017 season, Yelder was invited to play in the 2017 Reese's Senior Bowl and has appeared in 29 career games for the Kansas City Chiefs and Tampa Bay Buccaneers.

Mahaffey arrived at Western Kentucky after serving as Northern Iowa's co-offensive coordinator/WRs coach in 2016. He helped three offensive players pick up All-MVFC honors for the Panthers in 2016, including OL Trevor Hanson (second team), OL Robert Rathje (second team) and RB Michael Malloy (honorable mention). He also coached WR Daurice Fountain, a fifth-round selection (No. 159 overall) by the Indianapolis Colts in 2018.

Prior to returning to UNI, Mahaffey spent two years (2014-15) as a graduate assistant/WRs coach at Notre Dame, where he worked with LaFleur, who coached the Fighting Irish's quarterback in 2014. During his stint in South Bend, Mahaffey helped coach WR Will Fuller, who earned second-team All-America honors from *The Associated Press* following the 2015 season and was selected by the Houston Texans with the No. 21 overall pick in the 2016 NFL Draft.

Mahaffey gained his first coaching experience with Northern Iowa in 2013, when he served as the recruiting coordinator and tight ends coach.

A former fullback/tight end, Mahaffey signed with the Baltimore Ravens as an undrafted free agent in June 2011 and went on to appear in five games that season with the Indianapolis Colts. He also spent time with the Miami Dolphins in 2012.

Mahaffey was a four-year letterwinner at Northern Iowa (2007-2010), seeing action as TE and FB. He played in 51 career games with 43 starts, recording 28 catches for 251 yards (9.0 avg.) and six TDs. Mahaffey was a two-time second-team All-MVFC selection (2008, 2009) and was named to the MVFC All-Newcomer team as a redshirt freshman in 2007. He was team captain in 2010 and named to the MVFC All-Academic team twice in his career. Mahaffey attended Grinnell (Iowa) High

School, where he earned first-team all-state honors from the *Des Moines Register* and third-team all-state recognition from the Iowa Newspaper Association.

Born Nov. 28, 1987, in Des Moines, Iowa, Mahaffey earned a degree in economics at Northern Iowa in 2011. He and his wife, Molly, live in De Pere, Wis., with their two sons, Trace and Sterling, and daughter, Jordan (JoJo).

MOST PRO BOWLS WITH THE PACKERS, BY POSITION

Quarterbacks

10	Aaron Rodgers	2009, 2011-12, 2014-16, 2018-21
9	Brett Favre	1992-93, 1995-97, 2001-03, 2007
4	Bart Starr	1960-62, 1966

Running Backs

5	FB Jim Taylor	1960-64
4	RB Ahman Green	2001-04
3	RB John Brockington	1971-73
	B Cecil Isbell	1938, 1941-42
	FB John Kuhn	2011, 2014-15
2	B Larry Craig	1941-42
	B Billy Grimes	1950-51
	B Clarke Hinkle	1938, 1940
	HB Paul Hornung	1959-60

Linebackers

6	Clay Matthews	2009-12, 2014-15
4	Bill Forester	1959-62
3	Fred Carr	1970, 1972, 1975
	Dave Robinson	1966-67, 1969
	Roger Zatkoff	1954-56

Defensive Backs

8	S Willie Wood	1962, 1964-70
5	CB Herb Adderley	1963-67
4	S LeRoy Butler	1993, 1996-98
	DB Bobby Dillon	1955-58
	CB Charles Woodson	2008-11
3	CB Willie Buchanon	1973-74, 1978
	S Nick Collins	2008-10

Special Teams

2	K Chester Marcol	1972, 1974
1	K Don Chandler	1967
	ST Travis Jervey	1997
	KR Steve Odum	1975
	KR Roell Preston	1998



Willie Wood (above) went undrafted in 1960 after playing quarterback and defensive back at Southern Cal during the one-plateau era of college football, but he was chosen for eight Pro Bowls.

Wide Receivers

7	James Lofton	1978, 1980-85
5	Sterling Sharpe	1989-90, 1992-94
	Davante Adams	2017-21
4	Donald Driver	2002, 2006-07, 2010
	E Billy Howton	1952, 1955-57
3	E Don Hutson	1940-42

(Note: Hutson & Howton were selected as ends)

Tight Ends

3	Mark Chmura	1995, 1997-98
	Paul Coffman	1982-84
	Bubba Franks	2001-03
1	Keith Jackson	1996
	Ron Kramer	1962

Offensive Line

9	T Forrest Gregg	1959-64, 1966-68
7	C Jim Ringo	1957-63
5	G Gale Gillingham	1969-71, 1973-74

Defensive Line

6	DE Reggie White	1993-98
5	DE Willie Davis	1963-67
4	DT Henry Jordan	1960-61, 1963, 1966

Note: The list does not include Packers who played in the game following the 1939 season. As the 1939 NFL champion, the Packers played the Pro All-Stars and their entire roster competed.

MOST PRO BOWLS, WITH GREEN BAY

10	QB Aaron Rodgers	2009, 2011-12, 2014-16, 2018-21
9	QB Brett Favre	1992-93, 1995-97, 2001-03, 2007
	T Forrest Gregg	1959-64, 1966-68
8	S Willie Wood	1962, 1964-70
7	WR James Lofton	1978, 1980-85
	C Jim Ringo	1957-63
6	LB Clay Matthews	2009-12, 2014-15
	DE Reggie White	1993-98
5	CB Herb Adderley	1963-67
	G Gale Gillingham	1969-71, 1973-74
	WR Sterling Sharpe	1989-90, 1992-94
	FB Jim Taylor	1960-64
	WR Davante Adams	2017-21
4	S LeRoy Butler	1993, 1996-98
	LB Fred Carr	1970, 1972, 1974-75
	DB Bobby Dillon	1955-58
	WR Donald Driver	2002, 2006-07, 2010
	LB Bill Forester	1959-62
	RB Ahman Green	2001-04
	E Billy Howton	1952, 1955-57
	DT Henry Jordan	1960-61, 1963, 1966
	QB Bart Starr	1960-62, 1966
	CB Charles Woodson	2008-11



VINCE OGHOBAASE

Assistant Defensive Line

Third NFL Season » First Packers Season

Entering his third season coaching in the NFL, Vince Oghobaase begins his first year with the Packers in 2024 as the team's assistant defensive line coach. Named to his position on Feb. 5, 2024, by Head Coach Matt LaFleur, Oghobaase (oh-guh-BAH-see) comes to Green Bay after spending the past four seasons as the defensive line coach at Boston College.

During his four years at Boston College, Oghobaase was part of a staff that helped lead the Eagles to bowl eligibility in three of those four seasons, including a 2023 campaign that was capped off with a win over No. 17-ranked SMU in the Wasabi Fenway Bowl. In 2023, Oghobaase tutored senior DT Cam Horsley, who earned All-Atlantic Coast Conference honorable mention after posting 41 tackles (15 solo), three tackles for a loss and three passes defended.

In 2022, Oghobaase mentored DE Donovan Ezeiruaku, who earned second-team All-ACC honors after leading the team with 8½ sacks and 14½ tackles for a loss, the most by an Eagle in both categories since 2018. He ranked No. 2 in the ACC with an average of 0.71 sacks per game. DT Chibueze Onwuika garnered All-ACC honorable mention after posting 41 tackles (16 solo), six tackles for a loss and a blocked extra point.

In 2021, Oghobaase was part of a staff that helped guide the Eagles to a No. 3 national ranking in passing defense with an average of 173.5 yards allowed per game as they allowed fewer than 300 net passing yards in 11 of 12 games. BC also finished with top-30 rankings in total defense (No. 28, 344.2 ypg), opponent red-zone scoring percentage (No. 30, 76.9), first downs allowed (1-No. 13, 222) and third-down defense (No. 25, 34.5). The Eagles also led the ACC in fewest penalties (65) and fewest penalty yards (596).

In his first season at BC in 2020, Oghobaase tutored DE Max Roberts, who finished with 4½ sacks and 6½ tackles for a loss. Roberts earned an invite to the Hula Bowl following the season and signed with the Los Angeles Rams as an undrafted free agent in May 2021.

Before coming to Boston College, Oghobaase spent two seasons (2018-19) coaching the defensive line at UCLA, where DE Osa Odighizuwa led the line with a career-high 46 tackles (25 solo) and tied for the team lead with 10 tackles for a loss in 2019. Odighizuwa went on to be selected by the Dallas Cowboys in the third round (No. 75 overall) of the 2021 NFL Draft. In his first season at UCLA in 2018, Oghobaase tutored a line that helped the Bruins make significant improvements in yards allowed per carry (4.60 in 2018, 5.76 in 2017) and total defense (444.9 ypg in 2018, 483.7 in 2017).

Oghobaase's first NFL coaching experience came with the San Francisco 49ers in 2016-17 as assistant defensive line coach. In his first season, he helped tutor DL DeForest Buckner, who was named to the PFWA All-Rookie team after ranking No. 2 among all NFL defensive tackles with 73 tackles (43 solo) and No. 4 among all rookies with six sacks, the most by a 49ers rookie defensive lineman since DE Andre Carter (6½) in 2001. Buckner led the team in QB hits in both 2016 (18, No. 2 among NFL rookies) and 2017 (22), while DT Solomon Thomas added a team-high 10 tackles for a loss and 11 QB hits (No. 3 on the team) in 2017.



AT A GLANCE ...

- Joined the Packers on Feb. 5, 2024.
- Served as the defensive line coach for the last four seasons (2020-23) at Boston College, where he was part of a staff that helped lead the Eagles to bowl eligibility in three of those four seasons.
- Mentored DE Donovan Ezeiruaku, who earned second-team All-ACC honors in 2022 after leading the team with 8½ sacks and 14½ tackles for a loss, the most by an Eagle in both categories since 2018.
- Spent two seasons (2018-19) coaching the defensive line at UCLA, where DE Osa Odighizuwa led the line with a career-high 46 tackles (25 solo) and tied for the team lead with 10 tackles for a loss in 2019.
- Served as assistant defensive line coach for the 49ers in 2016-17, where he helped coach DL DeForest Buckner, who was named to the PFWA All-Rookie team in 2016 after ranking No. 2 among all NFL defensive tackles with 73 tackles (43 solo) and No. 4 among all rookies with six sacks.
- Worked as a graduate assistant at Ohio State for three seasons (2013-15) and was part of a staff that helped the Buckeyes rank tied for No. 4 in the country in sacks with 125 over that span.

COACHING BACKGROUND

Years	College/Pro Team	Position Coached
2011-12	Duke Univ.	Graduate Assistant
2013-15	Ohio State Univ.	Graduate Assistant
2016-17	San Francisco 49ers.....	Assistant Defensive Line
2018-19	UCLA.....	Defensive Line
2020-23	Boston College.....	Defensive Line
2024	Green Bay Packers.....	Assistant Defensive Line

Prior to his time with the 49ers, Oghobaase served as a graduate assistant at Ohio State for three seasons (2013-15). Working primarily with the defensive linemen, he was part of a staff that helped the Buckeyes rank in the top 10 in the country in sacks in all three of those seasons (tied for No. 9 in 2015 with 38, tied for No. 7 in 2014 with 45, No. 3 in 2013 with 42) as Ohio State was tied for No. 4 in the country in sacks from 2013-15 with 125 over that span. In 2014, DE Joey Bosa recorded 13½ sacks, good for No. 5 in the nation and No. 3 in school history. In 2013, the Buckeyes ranked No. 9 in the nation in rushing defense (109.4 ypg).

Oghobaase began his coaching career as a graduate assistant at Duke for two seasons (2011-12), where he was part of a staff that helped the Blue Devils earn their first bowl game appearance since 1994 when they played in the Belk Bowl against Cincinnati in 2012.

Oghobaase was a four-year starter on the defensive line at Duke from 2006-09, appearing in 44 games with 43 starts and finishing his career ranked No. 6 in school history in both sacks (14) and tackles for a loss (36½). He earned third-team All-America honors from *The Sporting News* in 2009 and twice earned All-ACC honorable mention (2008-09). Oghobaase signed with the Miami Dolphins as an undrafted free agent in 2010 and spent time on the Washington Redskins' practice squad in 2010. He also played for the Hartford Colonials of the United Football League in 2010. Oghobaase was born Jan. 24, 1987, in Houston. He and his wife, Lexi, live in Green Bay.



JASON REBROVICH

Defensive Line

11th NFL Season » Third Packers Season

Entering his 11th season coaching in the NFL, Jason Rebrovich begins his third year with the Packers in 2024 and his first as defensive line coach after being named to the position on Feb. 23, 2024.

Originally named outside linebackers coach on Feb. 18, 2022, and promoted to pass rush specialist on March 10, 2023, by Head Coach Matt LaFleur, Rebrovich (reb-row-vitch) came to Green Bay after working with the Jacksonville Jaguars for four seasons, serving as the defensive line coach in 2019-20 and the assistant defensive line coach in 2017-18. Prior to Jacksonville, he coached with the Buffalo Bills for four seasons (2013-16) and spent 12 seasons (2001-12) coaching at the collegiate level.

In 2023, Rebrovich worked closely with veteran OLBs Rashan Gary and Preston Smith as well as rookie first-round pick Lukas Van Ness. Gary was one of only four players in the league to register nine-plus sacks (nine), multiple fumble recoveries (two) and multiple forced fumbles (two), appearing in all 17 games after sustaining a torn ACL midway through the 2022 campaign. Smith ranked No. 2 on the team in both sacks (eight) and QB hits (21) while Van Ness posted eight tackles for a loss (tied for No. 2 on the team) and four sacks, the first Green Bay rookie to hit those marks since LB Clay Matthews in 2009.

In his first season in Green Bay in 2022, Rebrovich tutored Gary, who ranked in the top 10 among NFL linebackers in QB hits (12, t-No. 6), sacks (six, t-No. 8) and pressures (27, No. 9) prior to his injury in Week 9. Smith led the team with in sacks (8½) and QB hits (20), while LB Kingsley Enagbare tallied three sacks, tied for No. 8 in the NFL among rookies and the most by a Green Bay rookie since DE Datone Jones (3½) in 2013.

In 2020 with the Jaguars, Rebrovich tutored DL Dawuane Smoot, who led the team in sacks (5½) and QB hits (career-high 17). In 2019, Rebrovich oversaw the development of DE Josh Allen, who led all NFL rookies and broke the single-season franchise record for rookies with 10½ sacks on his way to earning All-Rookie honors from the PFWA. Rebrovich also tutored DL Calais Campbell, who was named to his third consecutive Pro Bowl in '19, and DE Yannick Ngakoue, who was the only player in the league in 2019 to register eight-plus sacks, multiple forced fumbles and an INT return for a TD.

As the Jaguars' assistant defensive line coach in 2017-18, Rebrovich helped Campbell become the first player in team history to post 10-plus sacks in back-to-back seasons. In 2017, the Jaguars ranked No. 2 in the league with 55 sacks, the second most in a season in team history, as three defensive linemen earned Pro Bowl recognition (Campbell, Ngakoue, Malik Jackson). Campbell earned first-team All-Pro honors from *The Associated Press* after posting a franchise-record 14½ sacks.

Rebrovich held multiple positions with the Bills, serving as the defensive line coach in 2016, the outside linebackers coach in 2015, the assistant defensive line coach in 2014 and as a defensive quality control coach in 2013. In his four seasons with Buffalo, the Bills were tied for No. 3 in the NFL over that span with 171 sacks and posted back-to-back seasons with 50-plus sacks (2013-14) for the first time in team history.

In 2016, Rebrovich's line helped the Bills rank No. 6 in the league in pass defense (223.9 ypg) and No. 8 in sacks (39). As the assistant defensive line coach in 2014, Rebrovich helped the Bills lead the league with 54 sacks, with three different defensive linemen recording a double-digit sack total (Mario Williams, 14½; Marcell Dareus, 10; Jerry Hughes, 10). The Bills also ranked in the top five in the NFL in '14 in opponent passer rating (No. 2, 74.5), points allowed (No. 4, 18.1 ppg), total defense (No. 4, 312.2 ypg) and passing defense (No. 3, 205.8 ypg). In 2013, Rebrovich was part of a staff that helped



AT A GLANCE ...



- Was named the defensive line coach on Feb. 23, 2024. Originally joined the Packers as outside linebackers coach on Feb. 18, 2022, and was promoted to pass rush specialist on March 10, 2023.
- Has 22 years of coaching experience, including eight seasons in the NFL with the Buffalo Bills (2013-16) and the Jacksonville Jaguars (2017-20).
- Worked with LB Rashan Gary the last two seasons, who was one of only four NFL players with nine-plus sacks, multiple forced fumbles and multiple fumble recoveries in 2023.
- Tutored Jaguars DE Josh Allen in 2019, who led all NFL rookies and broke the single-season franchise record for rookies with 10½ sacks on his way to earning All-Rookie honors.
- Worked with Jaguars DL Calais Campbell, who was named to his third consecutive Pro Bowl in '19, and DE Yannick Ngakoue, who was the only NFL player in 2019 to register eight-plus sacks, multiple forced fumbles and an INT return for a touchdown.
- In his four seasons with Buffalo in various roles on the defensive staff, helped the Bills rank tied for No. 3 in the NFL over that span with 171 sacks, highlighted by a franchise-record 57 sacks in 2013.
- Prior to entering the NFL coaching ranks, spent 12 seasons coaching at the collegiate level at Syracuse (2011-12), SUNY Cortland (2008-10, 2001-03), Ferris State (2005-07) and Concord (2004).

COACHING BACKGROUND

Years	College/Pro Team	Position Coached
2001-03	SUNY Cortland	Defensive Line/Head Strength and Conditioning
2004	Concord Univ.	Defensive Line/Head Strength and Conditioning
2005-07	Ferris State Univ.	Defensive Line/Head Strength and Conditioning
2008-10	SUNY Cortland	Defensive Coordinator
2011-12	Syracuse Univ.	Defensive Quality Control
2013	Buffalo Bills	Defensive Quality Control
2014	Buffalo Bills	Assistant Defensive Line
2015	Buffalo Bills	Outside Linebackers
2016	Buffalo Bills	Defensive Line
2017-18	Jacksonville Jaguars	Assistant Defensive Line
2019-20	Jacksonville Jaguars	Defensive Line
2022	Green Bay Packers	Outside Linebackers
2023	Green Bay Packers	Pass Rush Specialist
2024	Green Bay Packers	Defensive Line

the Bills rank No. 2 in the NFL with a franchise-record 57 sacks. Buffalo ranked No. 1 in the NFL in '13 in opponent completion percentage (55.3), No. 2 in INTs (23), No. 3 in opponent passer rating (74.9), No. 4 in passing yards allowed (204.4 ypg) and tied for No. 6 in takeaways (30).

Prior to joining the Bills, Rebrovich spent the 2011-12 seasons as a defensive quality control coach at Syracuse. From 2008-10, he served as the defensive coordinator at his alma mater, SUNY Cortland, helping the Red Dragons post a 10-2 record in 2010 and an 11-2 mark in 2008 as the team advanced to the Division III quarterfinals. Rebrovich worked as the defensive line coach and the head strength and conditioning coach at Ferris State from 2005-07 and at Concord in 2004. He began his coaching career at SUNY Cortland, serving as the defensive line coach and head strength and conditioning coach from 2001-03.

Rebrovich played two seasons on the defensive line at SUNY Cortland, recording 40 tackles and 28 QB hurries in eight games as a senior in 1999. He played two seasons at Alfred State College before attending Cortland, serving as a team captain and earning the team's Most Improved Player award in 1997.

Rebrovich was born on March 15, 1978, in Clarence, N.Y. He and his wife, Trisha, have two daughters, Reese and Madison, and a son, Chase.



BEN SIRMANS

Running Backs

13th NFL Season » Ninth Packers Season

Ben Sirmans enters his 13th NFL season as an assistant coach in 2024 and his ninth with Green Bay as the team's running backs coach. Originally named to his position on Feb. 17, 2016, and retained by Head Coach Matt LaFleur on Jan. 31, 2019, Sirmans previously spent four seasons with the St. Louis Rams (2012-15) after 16 seasons in the college ranks.

Sirmans worked with RB Aaron Jones for Jones' first seven seasons in the league as he became the only player in NFL history to post 5,000-plus rushing yards (5,940), 45-plus rushing TDs (45), an average of 5.0-plus yards per carry (5.04), 250-plus catches (272), 2,000-plus receiving yards (2,076) and 15-plus receiving TDs (18) in his first seven seasons. Among RBs with 850-plus career carries, Jones ranks No. 4 in league history with an average of 5.05 yards per carry.

Jones was sidelined for six games in 2023 due to injuries, but finished the regular season with three straight 100-yard rushing games and added two more in the playoffs, becoming the first player in team history (including postseason) to register five consecutive 100-yard rushing games. Over the final three weeks of the regular season, Jones led the league in rushing yards (358), rushing first downs (22) and runs of 12-plus yards (eight). He joined Ahman Green (2000-04) as the only running backs in team history to post 30-plus receptions and a receiving TD in five consecutive seasons (2019-23).

In 2022, Sirmans worked with Jones as he posted a career-high 1,121 rushing yards on 213 carries, a 5.26-yard average that ranked No. 2 in the league among RBs. Jones added a career-high 59 catches, the most by a Green Bay RB since Green (62) in 2001. Sirmans also tutored RB AJ Dillon, who rushed for a career-high seven TDs along with 770 yards, one of only two running backs in the league (Steelers RB Najee Harris) to rush for 750-plus yards and play in all 17 games in both 2021 and 2022.

In 2021, Sirmans mentored Jones (1,190) and Dillon (1,116) as they became only the second RB duo in team history to both register 1,100-plus yards from scrimmage in the same season, joining RBs John Brockington (1,270) and MacArthur Lane (1,106) in 1972. Jones finished with a career-high six receiving TDs in 2021, the most in a season by a Green Bay RB since Johnny "Blood" McNally had 11 in 1931.

Under Sirmans' guidance in 2020, Jones earned his first career Pro Bowl selection after recording 1,104 yards on 201 carries with nine TDs and a franchise-record average of 5.49 yards per rush attempt (min. 200 att.), joining Green (2000-01) as the only Packers with 1,000-plus rushing yards, nine-plus rushing TDs and 45-plus receptions in back-to-back seasons. Sirmans also helped Dillon become the youngest player in team history (per Elias) to post 100-plus rushing yards and two-plus rushing TDs in a game when the rookie finished with a career-high 124 rushing yards and two TDs on 21 carries (5.9 avg.) vs. Tennessee in Week 16.

In 2019, Sirmans tutored Jones, who had a career-best 16 rushing TDs, which was tied for the most in the NFL in '19 and was the second most in franchise history behind FB Jim Taylor (19 in 1962). Jones posted 1,084 rushing yards on 236 carries (4.6 avg.), the first 1,000-yard rusher for the Packers since RB Eddie Lacy in 2014, while his 236 attempts were the fewest carries needed by a 1,000-yard rusher in team history since Brockington in 1971 (1,105 yards on 216 carries). Jones (49) and Jamaal Williams (39) were the only running-back duo in the NFL to both have 35-plus receptions and multiple receiving TDs in 2019. As a group, Sirmans' backfield combined for the most receptions (101) by Green Bay RBs/FBs since 2006, the



COACHING STAFF

COMMUNITY

COACHES

VETERANS

DRAFT & FREE AGENTS

2023 REVIEW

RECORDS & HISTORY

LAMBEAU FIELD

MISC.

AT A GLANCE ...



- Joined the Packers on Feb. 17, 2016, as running backs coach.
- Enters his 13th season as an NFL coach after 16 seasons at the collegiate level.
- In his first eight seasons as Green Bay's running backs coach (2016-23), helped the Packers rank No. 5 in the NFL over that span in yards per carry (4.54).
- Tutored RB Aaron Jones as he became the only player in NFL history to post 5,000-plus rushing yards (5,940), 45-plus rushing TDs (45), an average of 5.0-plus yards per carry (5.04), 250-plus catches (272), 2,000-plus receiving yards (2,076) and 15-plus receiving TDs (18) in his first seven seasons.
- In 2021, mentored Jones (1,190) and RB AJ Dillon (1,116) as they became only the second RB duo in team history to both register 1,100-plus yards from scrimmage in the same season.
- Helped Jones finish the 2020 season with 1,104 yards (No. 4 in the NFL) on 201 carries, setting a franchise record (min. 200 att.) with an average of 5.49 yards per rush attempt.
- In 2018, helped guide a run game that averaged 5.01 yards per carry (1,667 yards on 333 attempts) as the Packers posted the second-best average in team history and ranked No. 2 in the league in the category.
- Helped RB Ty Montgomery transition from wide receiver in 2016 and lead the NFL (min. 75 att.) with an average of 5.94 yards per carry.
- Tutored RB Todd Gurley in St. Louis, who was named Offensive Rookie of the Year by *The Associated Press* in 2015.

COACHING BACKGROUND

Years	College/Pro Team	Position Coached
1996-99	Univ. of Maine.....	Running Backs/Recruiting Coordinator
2000-04	Kent State Univ.	Running Backs
2005	Michigan State Univ.	Running Backs
2006	Michigan State Univ.	Running Backs/Special Teams
2007-11	Boston College.....	Running Backs
2012-15	St. Louis Rams.....	Running Backs
2016-24	Green Bay Packers	Running Backs

most receiving yards (881) since 2005 and the most receiving TDs (eight) since 2003.

Sirmans' third season in Green Bay saw him help guide the Packers to 1,667 rushing yards on 333 attempts, an average of 5.01 yards per carry that was the second-best mark in team history and ranked No. 2 in the league in 2018. Jones led the NFL (min. 100 att.) in yards per carry (5.47) in '18, the first Packer to lead the league in the category since the NFL went to a 16-game schedule in 1978.

In 2017, Sirmans worked with Williams and Jones as they became the first rookie duo in franchise history to both rush for 400-plus yards in a season. Williams started seven contests and posted a team-high 556 yards rushing, the fourth most by a rookie in team annals. He registered 818 yards from scrimmage, the fifth-best total by a rookie RB in team history, highlighted by 115-plus yards from scrimmage in three consecutive games (Weeks 12-14), the first Green Bay rookie to do so since WR Billy Howton in 1952.

Jones played in 12 games with four starts in 2017 and rushed for 448 yards and four TDs on 81 carries, an average of 5.53 yards per carry that was good for No. 6 in franchise single-season history (min. 75 att.). Among RBs with 75-plus attempts, his rushing average ranked No. 2 in the league behind only Saints RB Alvin Kamara (6.07). Jones registered two 125-yard rushing games, matching the franchise rookie record (Brockington, 1971; Lacy, 2013) and tying for No. 4 in the league among all players in 2017.

In his first year with the Packers in 2016, Sirmans guided Ty

Montgomery in a transition from wide receiver to running back after injuries to Lacy and James Starks. Montgomery started six games at RB and led the team with 457 yards and three TDs on just 77 carries, ranking No. 1 in the NFL (min. 75 att.) with an average of 5.94 yards per carry. Montgomery registered career highs in every rushing category at Chicago in Week 15, racking up 162 yards and two TDs on 16 carries (10.1 avg.), the most rushing yards by a Packer since RB Samkon Gado had 171 yards vs. Detroit in 2005.

Sirmans joined the Packers after spending four seasons (2012-15) with the Rams and establishing himself as a strong developer of young backs. In each of his final three seasons in St. Louis, Sirmans coached a rookie RB who led the team in rushing. In 2015, Sirmans tutored first-round pick Todd Gurley, who led all rookies and finished third among all NFL runners in rushing yards with 1,106 yards (4.8 avg.) to become the first Rams rookie to rush for 1,000-plus yards since Hall of Famers Jerome Bettis (1993) and Eric Dickerson (1983). Named Offensive Rookie of the Year by *The Associated Press* and earning Pro Bowl honors, Gurley was the first rookie in NFL history to rush for 125-plus yards in four consecutive games (finished with five total), and his 566 yards rushing were the most in a player's first four starts in the Super Bowl era.

Under Sirmans' direction in 2014, third-round selection Tre Mason ran for a team-high 765 yards in 12 games and finished second in rushing yards among all rookies. In 2013, fifth-round pick Zac Stacy started the final 12 games of the season and rushed for 973 yards, the third-highest total by a rookie at that point in team history. In 2012, Sirmans guided veteran Steven Jackson to his eighth consecutive 1,000-yard season as he became just the sixth player in NFL history to rush for 1,000 yards in eight or more seasons.

Sirmans spent five seasons (2011-2007) as running backs coach at Boston College, where he mentored the school's No. 3 all-time leading rusher, Montel Harris. In 2011, Harris became the school's career rushing leader and was named the 2011

Atlantic Coast Conference Preseason Player of the Year before a knee injury ended his season prematurely. Harris received first-team All-ACC honors in 2010 after rushing for 1,243 yards on 269 carries (4.6 avg.) and eight touchdowns. Harris finished his junior campaign 126 yards shy of the all-time school rushing record, and was the active ACC rushing leader with 3,600 yards, the most ever recorded by a junior in the ACC.

In 2007, Sirmans helped RB Andre Callender set a BC single-season record for receptions (76), earning him All-ACC second-team honors. Callender led the ACC in yards from scrimmage with 1,709 and set a single-season ACC record for most pass receptions by a running back. The 2007 Eagles began the season 8-0 and ranked No. 2 in the country en route to finishing 11-3, the first BC team to win 11 games since 1940.

Prior to his time at Boston College, Sirmans coached running backs at Michigan State in 2005, where the Spartans finished No. 20 in the nation in rushing (201.8 ypg). In 2006, he coached special teams as well as the running backs.

Sirmans spent five seasons (2000-04) coaching at Kent State, where he tutored the running backs. In 2001 and 2002, the team ran for 215.0 yards per game, finishing No. 13 and No. 15 nationally in rushing production those two seasons. In 2004, Kent State scored 30.5 points per game, the second-best mark to that point in school history.

Sirmans began his coaching career at his alma mater, the University of Maine, serving as running backs coach and recruiting coordinator from 1996-1999. As a four-year letterman and starter, Sirmans was a running back under current Iowa head coach Kirk Ferentz for three years (1990-92). Sirmans ran for 1,214 yards, earning all-conference and All-New England honors his senior year. He graduated from Maine in 1993 with a degree in physical education, health and recreation.

Sirmans was born Oct. 17, 1970, in East Orange, N.J. He is married to the former Letia Thompson. The couple has a son, Marcus, 15.



RON WOLF'S STAMP ON PACKERS HISTORY

Ron Wolf arrived in Green Bay on Nov. 27, 1991, with a mandate to rescue the Green and Gold from a quarter-century of mediocrity, an assignment which prompted him to assert, "I was brought here to win."

And win, in the decade to follow, the Packers did – in large part because of his leadership and the "cast" he assembled to execute one of the most electrifying turnarounds in NFL annals ... rewardingly punctuated by Green Bay's first Super Bowl victory in nearly three decades and back-to-back appearances in professional football's ultimate game.

During the history-making process, he made a more profound impact upon the Packers organization than anyone since the revered Vince Lombardi, who arrived in Green Bay with a similar mission 32 years earlier. Over Wolf's 1992-2000 tenure, the Packers compiled the NFL's second-best regular-season record, a 92-52 mark for a .639 percentage, recorded seven straight winning seasons and made six consecutive playoff appearances.

He converted the Green and Gold from perennial also-rans into consistent winners, exemplified by the fact the Packers are tied for the second-best regular-season won-lost record since the 1993 institution of free agency (271-159-2, .630).

Wolf's aggressive stewardship, launched with the hiring of 49ers offensive coordinator Mike Holmgren as head coach and the acquisition of Brett Favre as a franchise quarterback in 1992, is perhaps no better illustrated than by the Packers' immediate, 9-7 turnaround in 1992 – his first year on the job – after the team had been a dismal 4-12 in 1991 and 6-10 in 1990 ... a transformation which brought him recognition as NFL Executive of the Year by *Sporting News*.

Wolf, reflecting upon the overall record from his perspective on the day he announced his retirement, observed with pardonable satisfaction: "What people said couldn't happen here ... happened here (building a winner in Green Bay) ... I'm proud of that."

A statistical glance at some notable team figures, over the nine seasons before – and after – Wolf took control:

1983-91		1992-2000
57-85-1	W-L-T, Overall	92-52-0
.402	Overall Winning Pct.	.639
31-40-1	W-L-T, Home Games	60-12-0
.438	Home Winning Pct.	.833
321.5	Total Offense/Game	333.8
330.4	Total Defense/Game	301.2



BYRON STORER

Assistant Special Teams

11th Season as NFL Coach » Third Packers Season

Entering his 11th season coaching in the NFL, Byron Storer begins his third year with the Packers in 2024 as the team's assistant special teams coach.

Named to his position on Feb. 15, 2022, by Head Coach Matt LaFleur, Storer came to Green Bay after spending the previous four seasons (2018-21) with the Oakland/Las Vegas Raiders as the team's assistant special teams coach, where he assisted current Packers assistant head coach/special teams coordinator Rich Bisaccia. Storer also served as an assistant special teams coach with the Tampa Bay Buccaneers for two seasons (2010-11) and worked for the San Diego Chargers for two seasons (2012-13).

In his first two seasons assisting with the special teams, Storer helped the Packers post their best two-year mark on kickoff returns since 1954-55 (25.7 avg.) with an average of 25.5 yards that ranked No. 2 in the NFL in 2022-23. He also helped guide Green Bay to a No. 7 league ranking over the last two seasons in field-position margin (plus-1.4).

In 2023, Storer helped tutor CB Keisean Nixon as he led the NFL in kickoff returns yards (782) and kickoff return average (26.1) on his way to earning first-team All-Pro honors from *The Associated Press* for the second straight season, just the fourth player to do so in back-to-back years (Mel Gray, 1990-91; Devin Hester, 2006-07; Cordarrelle Patterson, 2019-20). Nixon became just the second player in team history to lead the NFL in kickoff return yards in back-to-back seasons (Al Carmichael, 1956-57). Storer also helped the Packers rank No. 9 in the NFL last season in opponent average starting field position after kickoffs (24.8), including a league-best 12 drives started inside the opponent's 20. Rookie K Anders Carlson connected on at least one field goal in all 17 games last season, the most ever by a rookie in league history (previous high was 15 games), and first-year P Daniel Whelan posted an average of 46.2 yards per punt in 2023, the second-best single-season mark in franchise history.

In his first season with the Packers in 2022, Storer helped the team finish No. 22 in Rick Gosselin's special teams rankings, a 10-spot improvement from their No. 32 ranking in 2021. Storer also helped coach Nixon as he became the first kick returner in franchise history to earn a spot on the AP All-Pro team since the position was added in 1976. Nixon led the league with 1,009 yards on kickoff returns and ranked No. 2 in the NFL with an average of 28.8 yards per return, the top single-season mark in team annals among players with 30-plus returns. Green Bay ranked No. 4 in the league in average starting field position after kickoffs (26.6), the top mark posted by the Packers since 2010 (27.4).

In 2021 with the Raiders, Storer helped tutor P AJ Cole, who led the league with an average of 50.0 yards per punt and ranked No. 5 in the NFL with a net average of 42.5 yards on his way to earning first-team AP All-Pro recognition and his first Pro Bowl selection. K Daniel Carlson set a single-season franchise record with 150 points (tied for No. 1 in the NFL), including a team-record 40 field goals, tied for the second most in a season in NFL history. Carlson earned second-team AP All-Pro honors and was named the AFC Special Teams Player of the Week in Weeks 2, 12, 17 and 18, the first NFL kicker to earn the honor four times in a season.

Carlson set a single-season team record for FG percentage in 2020 by posting a 94.3 mark (33 of 35) on his way to scoring 144 points, tied for No. 1 in the NFL on the season. WR Hunter Renfrow ranked No. 2 in the league with an average of 11.5 yards per punt return, while DE Maxx Crosby earned AFC Special Teams Player of the Week honors in the season finale when he blocked two FGs to preserve the win.

Storer worked with Cole in 2019 as he set team rookie records for punting average (46.0), net punting average (39.4) and punts inside the 20 (33, No. 5 in the NFL). The Raiders were No. 8 in the NFL in opponent kickoff return average (20.9) after ranking No. 22 in the league in the category in 2018. In Storer's first year with the club in 2018, WR Dwayne Harris ranked No. 2 in the league with a 14.1-yard average on punt returns, highlighted by a franchise-record 99-yard TD return vs. Denver in Week 16.



COACHING STAFF

COMMUNITY

COACHES

VETERANS

DRAFT & FREE AGENTS

2023 REVIEW

RECORDS & HISTORY

LAMBEAU FIELD

MISC.

AT A GLANCE ...



- Joined the Packers on Feb. 15, 2022.
- Helped guide CB Keisean Nixon to first-team AP All-Pro honors at kick returner each of the last two seasons, just the fourth NFL player to do so in back-to-back years (Mel Gray, 1990-91; Devin Hester, 2006-07; Cordarrelle Patterson, 2019-20).
- With the Raiders, helped tutor P AJ Cole, who earned first-team AP All-Pro recognition in 2021 after leading the league in punting average (50.0), and K Daniel Carlson, who set single-season franchise records with 150 points (tied for No. 1 in the NFL) and 40 field goals on his way to earning second-team AP All-Pro honors in 2021.
- In 2012, helped San Diego rank No. 3 in the NFL in average opponent starting field position after kickoffs (20.4) after the Chargers ranked No. 26 in the category in 2011 (22.8).
- In two seasons coaching with the Buccaneers (2010-11), helped the team rank No. 4 in the NFL in FG percentage (87.5) over that span after Tampa Bay ranked last in the league in the category in 2009.
- Appeared in 15 games with six starts in 2007-08 as a fullback for the Buccaneers before sustaining a career-ending injury in 2008.

COACHING BACKGROUND

Years	College/Pro Team	Position Coached
2010-11	Tampa Bay Buccaneers	Assistant Special Teams
2012	San Diego Chargers	Special Teams Assistant
2013	San Diego Chargers	Assistant Linebackers
2018-19	Oakland Raiders	Assistant Special Teams
2020-21	Las Vegas Raiders	Assistant Special Teams
2022-24	Green Bay Packers	Assistant Special Teams

From 2014-17, Storer stepped away from the coaching profession to help start a new branch of his family's transportation business, Storer San Francisco. He advanced to general manager, operating commuter shuttle transportation for some of the largest tech companies in the world.

Storer coached with the Chargers in 2012-13, first serving as a special teams assistant in 2012 before becoming the assistant linebackers coach in 2013. In 2012, Storer helped San Diego rank No. 3 in the NFL in average opponent starting field position after kickoffs (20.4) after the Chargers ranked No. 26 in the category in 2011 (22.8). The Chargers also ranked No. 3 in the league in FG percentage (92.6, 25 of 27) after checking in at tied for No. 20 (80.0, 28 of 35) in 2011, and P Mike Scifres ranked No. 3 in the NFL in punting average with a single-season franchise-record 48.3-yard average.

Storer entered the NFL coaching ranks with the Buccaneers in 2010, serving as the team's assistant special teams coach for two seasons. Inheriting a unit that finished last in the league in FG percentage in 2009 (61.5, 16 of 26), Storer helped Tampa Bay rank tied for No. 17 in the category in 2010 (82.1, 23 of 28) and then No. 2 in the league in 2011 (92.9, 26 of 28). The Buccaneers ranked No. 4 in the NFL in FG percentage (87.5) in Storer's two seasons assisting with the special teams.

Prior to coaching with Tampa Bay, Storer spent three seasons with the team as a fullback while also appearing on special teams. He played in 15 games with six starts in 2007-08 before sustaining a career-ending injury in 2008 that would lead to him spending the entire 2009 campaign on injured reserve. Storer originally signed with the Buccaneers as an undrafted free agent in May 2007 out of the University of California, where he was a three-time All-Pacific-10 second-team selection (2004-06) for his efforts on special teams after starting his career as a walk-on. He took over as the starter at fullback for the Golden Bears as a senior in 2006, appearing in 12 games with six starts.

Storer was born May 1, 1984, in Modesto, Calif. He and his wife, Ashley, have three daughters, Bennie, Lulu and Gal.



WENDEL DAVIS

Defensive Quality Control

Hired Feb. 1, 2019, Wendel Davis is in his sixth season as a defensive quality control coach for the Packers. Davis joined the team after three seasons (2016-18) working as a defensive graduate assistant at the University of Georgia.

During his five seasons in Green Bay, Davis has been a part of defensive staffs that have helped the Packers rank No. 8 in the NFL over that span in points allowed (21.4 ppg), their top average over a five-season span since 2009-13 (20.8 ppg). Green Bay has limited its opponents to 21 or fewer points in 43 games since 2019, the third most in the NFC over that span behind only San Francisco (49) and Dallas (44). Davis has been a member of staffs that have helped guide the Packers to four straight top-10 league rankings in passing defense, the lone NFL team to do so the last four seasons (2020-23) and the team's first time doing so since 1974-77.

In 2021, Davis assisted with a unit that ranked in the top 10 in the NFL in total defense (No. 9, 328.2 ypg), passing defense (No. 10, 219.1 ypg), interceptions (t-No. 6, 18) and takeaways (t-No. 8, 26). The 328.2 yards allowed per game were the fewest by Green Bay since 2010 (309.1 ypg). In 2020, Davis helped coach a unit that finished No. 9 in the NFL in total defense, the Packers' highest ranking in the category since 2010 (No. 5). In his first season with Green Bay in 2019, Davis was part of a staff that helped the defense rank No. 9 in the NFL in points allowed (19.6 ppg), the first time the Packers had finished in the top 10 since 2010 (15.6 ppg, No. 2).

As a graduate assistant at Georgia, Davis was part of a coaching staff that led the Bulldogs to a 32-10 record from 2016-18 with appearances in two SEC title games, the Rose Bowl, the College


Football Playoff National Championship and the Sugar Bowl. He worked with the inside linebackers, assisted with recruiting and helped coach the defensive scout team. In 2017, the Bulldogs ranked in the top 10 in the nation in total defense (No. 6, 294.9 ypg), scoring defense (No. 6, 16.4 ppg) and passing defense (No. 8, 168.9 ypg). He also helped mentor LB Roquan Smith, who was a unanimous first-team All-America selection in 2017 and became the first Georgia player to win the Butkus Award, given to the nation's top linebacker.

Prior to his time with the Bulldogs, Davis spent the 2015 season at the University of Texas as a defensive football analyst, where he worked with the defensive line. He helped tutor DT Hassan Ridgeway, a fourth-round pick (No. 116 overall) of the Indianapolis Colts in the 2016 NFL Draft.

Davis worked for two seasons (2013-14) as the inside LBs coach and travel coordinator at Texas A&M University-Commerce. He was part of a staff that helped turn around a 1-9 record in 2012 to 7-5 in 2013. The turnaround continued in 2014 as the Lions went 9-3 and won the Lone Star Conference title. Davis began his coaching career as a volunteer at West Texas A&M, eventually serving as the inside LBs/graduate assistant (2010-12).

A native of Sweeny, Texas, Davis was a four-year letterwinner (2006-09) and two-year starter at LB at the University of Arkansas. He recorded 164 career tackles in 47 games, earned SEC All-Freshman recognition in 2006 and served as team captain as a senior in 2009. He graduated from Arkansas with a bachelor's degree in sociology and holds a graduate degree in education from the University of Georgia and Texas A&M University-Commerce.

Born Aug. 16, 1988, Davis resides in Green Bay.



SEAN DUGGAN

Defensive Assistant

Hired Feb. 26, 2024, Sean Duggan begins his first season as a defensive assistant for the Packers. Duggan possesses nine years of collegiate coaching experience, including the last four seasons (2020-23) at Boston College, where he coached linebackers all four years and added co-defensive coordinator duties in 2023.

During his four seasons at Boston College, Duggan (DUG-an) was part of a staff that helped lead the Eagles to bowl eligibility in three of those four seasons, including a 2023 campaign that was capped off with a win over No. 17-ranked SMU in the Wasabi Fenway Bowl. In 2023, Duggan tutored LB Vinny DePalma, who earned third-team All-Atlantic Coast Conference honors after leading the team and ranking No. 8 in the ACC with a career-high 93 tackles (41 solo). DePalma earned All-ACC honorable mention in 2022 under Duggan's tutelage after pacing the team with 87 tackles (49 solo).

In 2021, Duggan worked with LB Isaiah Graham-Mobley, who ranked No. 5 on the team with 52 tackles (34 solo) despite missing three games due to injury. Graham-Mobley went on to sign with the Carolina Panthers as an undrafted free agent and was with the team during the 2022 preseason. Duggan worked with current Packers LB Isaiah McDuffie at BC in 2020 as McDuffie ranked No. 2 in the conference and No. 5 in the nation with a career-high 107 tackles (54 solo) on his way to earning second-team All-ACC recognition. The Eagles moved up 52 spots in the national rankings in total defense (No. 73 in 2020 after finishing No. 125 in 2019) as they allowed nearly 62 fewer yards per game than the previous season (416.8 in 2020, 478.7 in 2019).

Duggan spent the 2019 season as a graduate assistant at Ohio State, where he was part of a defensive staff that helped the Buckeyes rank No. 1 in the nation in yards allowed per play (4.13), total defense (259.7 ypg), passing defense (156.0 ypg) and sacks (54). The Buckeyes ranked No. 4 in the nation in scoring defense (13.7 ppg), allowing nearly 12 fewer points per game than they did in 2018 (25.5 ppg, t-No. 50).

Duggan coached linebackers at UMass in 2018, where he tutored LB Bryton Barr, who was named the Eastern College Athletic Conference Defensive Player of the Year after leading the team with a career-high 147 tackles (56 solo), 10½ tackles for a loss and four sacks. Duggan also coached linebackers for two seasons (2016-17) at the University of Hawai'i, where he mentored LB Jahlani Tavai, who earned first-team All-Mountain West honors and posted a team-high 129 tackles (86 solo) in 2016, and LB Jerrol Garcia-Williams, who went on to play in 11 games as a rookie for the Denver Broncos in 2017.

Duggan began his coaching career in 2015 as a defensive graduate assistant at his alma mater, Boston College, where he was part of a staff that helped the Eagles rank No. 1 in the nation in total defense (254.3 ypg), No. 2 in rushing defense (83.2 ypg) and No. 4 in scoring defense (15.3 ppg). As a player for the Eagles (2011-14), Duggan appeared in 45 career games and was voted a team captain as a senior in 2014. He played in 11 games with four starts in 2014, posting 36 tackles (18 solo) for a BC defense that ranked No. 2 in the nation in rushing defense (94.5 ypg).

Duggan, who was born on April 4, 1993, in Cincinnati, Ohio, earned his bachelor's degree in marketing and operations management at Boston College.



ROB 
GROSSO
 Offensive Quality Control

Hired March 10, 2023, Rob Grosso begins his second season as an offensive quality control coach for Green Bay. Grosso (GROW-so) joined the Packers after serving as a defensive quality control coach for the Arizona Cardinals for four seasons (2019-22), where he assisted with the defensive backs.

Grosso was part of an offensive staff that helped the Packers rank No. 3 in the NFL in 2023 in sacks allowed (30), tied for No. 6 in giveaways (18) and No. 5 in third-down percentage (47.1), one of two teams (49ers) to finish in the top six in all three categories. He worked primarily with the tight ends, helping Luke Musgrave (34-352-1) and Tucker Kraft (31-355-2) become only the second rookie TE duo since the 1970 AFL-NFL merger to both post 30-plus receptions, 350-plus receiving yards and a receiving TD (Patriots TEs Rob Gronkowski and Aaron Hernandez, 2010).

Grosso was part of a defensive staff that helped Arizona rank No. 2 in the NFL in yards allowed per completion (10.10) in 2022, the top single-season mark by the Cardinals since the 1970 merger, and tied for No. 3 in completions of 20-plus yards allowed (40). S Budda Baker earned his fourth straight Pro Bowl selection, the only safety in the NFL to be named to the Pro Bowl each season in 2019-22. In 2021, the Cardinals ranked No. 7 in the NFL in takeaways (27) and No. 8 in offensive points allowed (349), and S Jalen Thompson was one of only three

DBs in the league to post 100-plus tackles (team-high 120), three-plus INTs (three) and five-plus passes defended (seven). In 2020, Grosso was part of a staff that helped the Cardinals rank No. 10 in the NFL in passing defense (226.4 ypg) as CBs Patrick Peterson and Dre Kirkpatrick both posted three INTs.

Grosso came to Arizona after spending the 2018 season with the Denver Broncos as the assistant to the head coach under Vance Joseph. Grosso also assisted with the team's outside linebackers and special teams. For the first time in team history, the Broncos featured two players with 12-plus sacks in OLBs Von Miller (14½) and Bradley Chubb (12). Grosso was elevated to that position after serving as an operations intern with the Broncos in 2017.

Grosso worked with the Arizona Rattlers of the Indoor Football League during the 2017 season as a coaching/player personnel intern. He got his start in the NFL with Denver as a training camp operations intern (2015-16) before working as a volunteer assistant scout with the Saskatchewan Rough Riders (2016-17) and as a scout for Sports Info Solutions in 2016. His first coaching experience came at his alma mater, John Carroll University, when he served as a student coaching/recruiting assistant in 2014-15.

Grosso played wide receiver at John Carroll for three seasons (2011-13) and earned his bachelor's degree in business administration and management from the school in 2015. He was born on Sept. 22, 1993, in Buffalo, N.Y., and grew up in Lackawanna, N.Y.



COACHING STAFF

COMMUNITY

COACHES

VETERANS



SEAN 
MANNION
 Offensive Assistant

Hired Feb. 5, 2024, Sean Mannion begins his first season as an offensive assistant for the Packers. Mannion played quarterback in the NFL for the last

nine seasons with the St. Louis/Los Angeles Rams, Minnesota Vikings and Seattle Seahawks, appearing in 14 career games with two starts.

Mannion spent time on the practice squads of the Vikings and Seahawks in 2023, finishing the season with Seattle after being with the team for the final five weeks of the season. He was elevated to the gameday roster in Weeks 14-15, but did not see any action for the Seahawks last season. Mannion spent the entire 2022 campaign on Seattle's practice squad. He appeared in three games for Minnesota in 2021, starting for the Vikings at Green Bay in Week 17. He completed 22 of 36 passes (61.1 pct.) for 189 yards and his first career TD pass in the game at Lambeau Field, a 14-yarder to WR K.J. Osborn in the third quarter.

Mannion served as Minnesota's primary backup quarterback in 2020, but did not see any action. He backed up QB Kirk Cousins in 2019 and appeared in three games, including his first start with the Vikings in the regular-season finale vs. Chicago when he completed 12 of 21 passes (57.1 pct.) for 126 yards.

Mannion spent his first four seasons with the Rams, appearing in 10 games with one start from 2015-18. He played in a career-high five games in 2017 for the Rams when Packers Head Coach Matt LaFleur was the team's offensive coordinator,

and made his first NFL start in Week 17 vs. San Francisco when he threw for 169 yards on 20-of-34 passing (58.8 pct.). Mannion entered the league with the St. Louis Rams after being selected in the third round (No. 89 overall) of the 2015 NFL Draft out of Oregon State.

Mannion appeared in 47 games with 43 starts at Oregon State, finishing his career with a school-record 13,600 passing yards, good for No. 8 in NCAA history at the end of his collegiate career. In addition to passing yards, he still holds school career records for passing TDs (83), completions (1,187) and completion percentage (64.6). Mannion twice earned All-Pacific-12 honorable mention (2013-14), tying for No. 4 in the nation with a school-record 37 TD passes in 2013. He also set a single-season school record with 4,662 passing yards, good for No. 2 in the nation in 2013, and set the single-season school mark with 400 completions. He played in all 12 games with 10 starts as a redshirt freshman in 2011, earning Freshman All-America honors from the Football Writers Association of America after throwing for 3,328 yards and 16 TDs. Mannion became the youngest QB to start at Oregon State since Jonathan Smith as a redshirt freshman in 1998.

Mannion finished his career at Foothill High School (Pleasanton, Calif.) as the school's all-time leader in passing yards and threw for 3,521 yards and 27 TDs as a senior. He set a Northern California prep record with 581 passing yards and five TDs in a game and led Foothill to the Northern California CIF playoffs.

Mannion was born on April 25, 1992, in San Jose, Calif. He and his wife, Megan, live in De Pere, Wis.



DRAFT & FREE AGENTS

2023 REVIEW

RECORDS & HISTORY

LAMBEAU FIELD

MISC.



ANTHONY PERKINS

Defensive Quality Control

Hired Feb. 28, 2024, Anthony Perkins begins his first season as a defensive quality control coach for the Packers. Perkins comes to Green Bay after spending the past two seasons as the cornerbacks coach at Oregon State.

Perkins was part of a staff in 2023 that helped the Beavers to an 8-5 record and an appearance in the Sun Bowl. Oregon State ranked No. 21 in the nation and No. 4 in the Pacific-12 in rushing defense (114.2 ypg). The Beavers also checked in at No. 4 in the Pac-12 in total defense (350.1 ypg) and passing defense (235.8 ypg) and tied for No. 3 with 12 interceptions. Perkins' cornerback group contributed to the Beavers' 63 passes defended on the season, which was tied for No. 27 in the nation.

In Perkins' first season at Oregon State in 2022, he was part of a staff that helped the Beavers finish with a 10-3 record, the school's first 10-win campaign since 2006, a 10-3 season that was capped off with a 30-3 victory over Florida in the SRS Distribution Las Vegas Bowl. Oregon State led the Pac-12 and ranked in the top 25 in the nation in scoring defense (No. 16, 20.0 ppg), total defense (No. 24, 332.8 ypg) and rushing defense (No. 14, 108.2 ypg). The Beavers led the Pac-12, ranked tied for No. 13 in the nation with 71 passes defended and were led by CB Ryan Cooper Jr., who ranked No. 2 in the conference with 13 passes defended. Oregon State allowed nearly 20 fewer yards through the air in 2022 (224.5 ypg) than they did in 2021 (243.5 ypg).

Perkins spent three seasons as cornerbacks coach at Colorado State (2019-21), where he helped guide the Rams to one of their biggest defensive turnarounds in school history in 2019. CSU ranked No. 7 in

the nation in passing defense (181.6 ypg) in '19, an improvement of more than 50 yards per game from 2018 (No. 68, 232.0 ypg). The No. 7 national ranking was the Rams' best in at least 30 years as they led the Mountain West Conference in the category for the first time since 2005. In 2020, Perkins tutored CB Marshaun Cameron on his way to earning first-team All-MWC honors from Pro Football Focus.

Perkins' first full-time NFL experience came with the Tampa Bay Buccaneers, where he served as the assistant to the head coach in 2017-18. He also spent time with the Buccaneers in the spring of 2016 as part of the Bill Walsh Diversity Coaching Fellowship. He spent the 2015-16 seasons as cornerbacks coach at Ohio University and also spent time with the Tennessee Titans in 2015 as part of the Bill Walsh program. Perkins served as the secondary coach at Indiana State in 2013-14 and began his coaching career at Colorado, his alma mater, as a technical intern for the Buffaloes in 2012.

Perkins played safety at Colorado (2008-11), appearing in 38 games with 27 starts for the Buffaloes and recording 236 tackles (140 solo), three INTs, six passes defended, two forced fumbles and three fumble recoveries. As a senior in 2011, he was tied for No. 2 on the team with 80 tackles (49 solo) despite missing four games due to injury. Perkins signed with the Denver Broncos as an undrafted free agent in July 2012 and appeared in three contests that preseason.

Perkins was born on Jan. 18, 1989, in Leonardtown, Md. He and his wife, Janessa, have a daughter, Imani, and a son, Trae. His grandfather, Don Perkins, played running back for the Dallas Cowboys for eight seasons (1961-68), where he was selected to six Pro Bowls, earned All-Pro recognition four times and was inducted into the team's Ring of Honor.



MYLES WHITE

Coaching Assistant (Minority Fellowship)

Hired Feb. 13, 2024, Myles White begins his first season as a coaching assistant through the Packers' minority coaching fellowship program. White, who signed with the Packers as an undrafted wide receiver in 2013 and went on to play in seven games for Green Bay that season, spent the past two seasons as the wide receivers coach at Miami (of Ohio) with the additional title of passing game coordinator in 2023.

White tutored WR Gage Larvadain, who led the RedHawks in 2023 with 42 catches for 679 yards, a conference-best average of 16.2 yards per catch, and six TDs. Larvadain posted 273 yards receiving, the second most in a game in school history, and three TDs on eight receptions (34.1 avg.) at UMass (Sept. 10), highlighted by a school-record 99-yard TD catch. The RedHawks finished first in the Mid-American Conference with a 7-1 record on their way to earning a berth in the Avocados From Mexico Cure Bowl and finishing with an 11-3 overall mark. In 2022, White worked with WR Mac Hippenhamer, who earned second-team All-MAC recognition after posting a team-high 54 catches for a team-best 769 yards (14.2 avg.) and nine TDs.

Prior to joining Miami, White served as the inside receivers coach at Stephen F. Austin in 2021, where he was part of a staff that helped the Lumberjacks advance to the NCAA playoffs for the first time since 2014. WR Xavier Gipson, who currently plays for the N.Y. Jets, led the team with a career-high 74 receptions for 1,367 yards (18.5 avg.) and 14 TDs on his way to being named the Western Athletic Conference Offensive Player of the Year. Gipson led all FCS players in receiving yards in 2021 and ranked No. 3 in receiving TDs.

White served as a quality control coach at Southern Methodist

University in 2019-20, where he was part of a staff that helped the Mustangs rank No. 12 in the nation in total offense in 2020 (494.5 ypg) and No. 9 in 2019 (489.8 ypg). SMU ranked No. 7 in the country in scoring over those two seasons (40.4 ppg), including a single-season school-record 544 points in 2019.

White appeared in 19 games at wide receiver in the NFL, playing in seven contests as a rookie for the Packers in 2013 and 12 games with the N.Y. Giants in 2015. He also spent time on the practice squads of the N.Y. Jets and Tampa Bay Buccaneers during the 2016 season. White played two seasons in the Canadian Football League with the Winnipeg Blue Bombers (2017-18) and the Toronto Argonauts (2018).

White earned second-team All-Western Athletic Conference honors as a senior at Louisiana Tech in 2012 after posting 56 receptions for 718 yards (12.8 avg.) and six TDs. He began his career at Michigan State and played in six games as a redshirt freshman in 2009 before transferring to Northwest Mississippi Community College in 2010. He was a part of the same recruiting class at Michigan State with his identical twin brother, Mitchell, who spent time with the Oakland Raiders in 2013 and the Philadelphia Eagles in 2017 and played four seasons in the CFL (Montreal Alouettes, 2014-15; Ottawa Redblacks, 2016; Toronto Argonauts, 2017). Mitchell currently serves as the cornerbacks coach at Miami of Ohio.

Born March 30, 1990, in Tacoma, Wash., White was a four-year letterman at Stevenson High (Livonia, Mich.), where he was named to the All-Midwest team by *PrepStar* in 2007 after catching 26 passes for 651 yards (25.0 avg.) and 10 TDs and helping lead his team to the state finals. His father, Michael, ran track at Michigan State. He and his wife, Briana, have four sons, Mychael, Hendryxx, Syllas and Presley, and a daughter, Collyns.



KYLE WILBER

Special Teams Quality Control

Hired March 10, 2023, Kyle Wilber begins his second season as the special teams quality control coach for the Packers. Wilber entered the coaching ranks following a 10-year NFL playing career with the Dallas Cowboys (2012-17) and the Oakland/Las Vegas Raiders (2018-21).

In 2023, Wilber helped tutor CB Keisean Nixon as he led the NFL in draft returns yards (782) and kickoff return average (26.1) on his way to earning first-team All-Pro honors from *The Associated Press*. Wilber also helped the Packers rank No. 9 in the NFL last season in opponent average starting field position after kickoffs (24.8), including a league-best 12 drives started inside the opponent's 20-yard line. Rookie K Anders Carlson connected on at least one field goal in all 17 games last season, the most ever by a rookie in league history (previous high was 15 games), and first-year P Daniel Whelan posted an average of 46.2 yards per punt in 2023, the second-best single-season mark in franchise history.

During his decade in the league, Wilber appeared in 135 regular-season games as a defensive end and linebacker with 17 starts and registered 104 tackles (70 solo), six tackles for a loss, 3½ sacks, seven QB hits, four passes defended, a forced fumble and four fumble recoveries on defense. On special teams, he recorded 58 tackles, two forced fumbles and two fumble recoveries. Wilber appeared in 14-plus games in eight consecutive seasons (2013-20) and played in all 16 regular-season contests in five of those seasons. He appeared in 89

games with 16 starts during his six seasons (2012-17) with the Dallas Cowboys after being selected by the team in the fourth round (No. 113 overall) of the 2012 NFL Draft.

Wilber spent the final four years of his playing career with the Raiders, appearing in 46 games with one start from 2018-21 as he contributed primarily on special teams under current Packers assistant head coach/special teams coordinator Rich Bisaccia, including the 2020 season that saw Wilber post a team-high eight tackles on special teams.

Wilber attended Wake Forest University, where he appeared in 43 games with 36 starts in his four seasons (2008-11). He registered 195 tackles (117 solo), 35½ tackles for a loss, 13½ sacks, six QB pressures, six passes defended, six forced fumbles and three fumble recoveries while adding four blocked kicks. Wilber finished his career ranked No. 6 in school history in sacks and No. 8 in tackles for a loss. He earned third-team All-Atlantic Coast Conference recognition from *The NFL Draft Report* as a senior in 2011 after finishing second on the team with a career-high 70 tackles (48 solo) and took home third-team All-ACC honors from *Phil Steele's College Football* as a junior in 2010 after leading the Demon Deacons with a career-high six sacks and a career-best 14½ tackles for a loss.

Wilber was born on April 26, 1989, in Orlando, Fla. He serves as an ambassador for "Active Minds," a nonprofit organization that promotes mental health for young adults and reaches more than 1.9 million people each year through awareness campaigns, events, advocacy, outreach and more.



COACHING STAFF

COMMUNITY

COACHES

VETERANS



TODD HUNT

Strength and Conditioning Assistant

Hired March 21, 2024, Todd Hunt enters his first season as a strength and conditioning assistant for the Packers. His primary duties include assisting

with the day-to-day responsibilities of the comprehensive strength and conditioning program with an emphasis on working with the combo group that includes linebackers, tight ends, running backs, quarterbacks and specialists.

Hunt joined the Packers after serving as a strength and conditioning assistant for the Cincinnati Bengals for the past five seasons (2019-23). Throughout his time with the Bengals, Hunt helped lead the physical development of new and young players and assisted multiple key starters as they returned to play after sustaining significant injuries, including QB Joe Burrow. After suffering a season-ending knee injury in his rookie season in 2020, Burrow started all 16 regular-season games in 2021 on his way to earning the NFL Comeback Player of the Year from *The Associated Press* and leading the Bengals to an AFC North Division title, an AFC championship and a berth in Super Bowl LVI. In 2022, Hunt helped Burrow return to form in time for the regular-season opener after an emergency appendix surgery sidelined him for three weeks during training camp.

Hunt also played an integral role in the organization's strength and conditioning efforts during the COVID-19

pandemic when training was prohibited at the team's facilities during the offseason and was limited during the 2020 regular season. Hunt and the rest of the staff adjusted and worked with seven draft picks that went on to play a combined 96 games as rookies in 2020.

Prior to the Bengals, Hunt spent the 2018 season at the University of Illinois, serving as an assistant strength coach for the football program. He was part of a staff that helped the Fighting Illini average 244.2 yards per game on the ground, which ranked No. 2 in the Big Ten.

Hunt began his coaching career as a graduate assistant at his alma mater, Fresno State University, where he worked with the Bulldogs' defensive linemen in 2016-17.

Before transitioning to coaching, Hunt was a defensive end at Fresno State for five seasons (2011-15), playing in 47 career games with 27 starts. He served as a team captain for the Bulldogs as a senior in 2015.

Hunt earned his bachelor's degree at Fresno State and also completed his master's at the school.

Born in Stamford, Conn., Hunt moved to California as a senior in high school and attended Mater Dei High School in Santa Ana, Calif., where he was named an Orange County All-Star at defensive end. Hunt and his wife, Michelle, currently reside in De Pere, Wis., with their two sons, Jackson and Titus, and their daughter, Brooklyn.



DRAFT & FREE AGENTS

2023 REVIEW

RECORDS & HISTORY

LAMBEAU FIELD

MISC.



MARCUS JONES

Strength and Conditioning Assistant

Hired Feb. 27, 2024, Marcus Jones enters his first season as a strength and conditioning assistant for the Packers. His primary duties include developing mobility and corrective-exercise plans, assisting with the return-to-play process, inputting and maintaining data for cloud-based platforms, coordinating weight-room organization and maintenance of the training facility, and assisting with all other day-to-day responsibilities of the strength and conditioning program. He will also work primarily with the wide receivers and defensive backs.

Jones joins Green Bay after spending the last three seasons as an assistant strength and conditioning coach for North Carolina State (2021-23), where he worked with the football team. He created and maintained player-performance profiles and individualized player workout sheets, coordinated on-site massages and yoga for the team, and assisted with corrective-exercise programs and implementation.

Prior to his time with the Wolfpack, he served as the assistant director of athletic performance at Appalachian State for the football program from 2020-21. In his role with the Mountaineers, Jones assisted with the direction and development of the strength and conditioning program, developed and implemented the speed-development program and analyzed and monitored training loads using the Catapult GPS tracking system.

In 2019, he held the title of assistant director of strength and conditioning for Western Kentucky, where he designed and implemented the strength and conditioning program for the men's and women's track and field programs and assisted with

the strength and conditioning for the football program. Another key element to his role with the Hilltoppers was collecting and analyzing data using the STATSports GPS tracking system.

Jones spent the 2018 season at the University of Louisville as an assistant strength and conditioning coach, helping implement the training program for football as well as working specifically with the defensive backs and wide receivers. In 2017, he was a speed and strength coach/cornerbacks coach for the University of St. Thomas (Minn.), coaching cornerbacks and working with the football team to assist athletes with successful return-to-play plans. He began his coaching career as a strength and conditioning assistant at Boise State in 2016.

Jones was a wide receiver, defensive back and kick/punt returner for the University of Minnesota, playing in 41 games across four seasons (2011-14) and ending his collegiate career ranked No. 6 in kickoff return yardage (1,311 yards) for the Gophers. He earned his bachelor's degree in kinesiology and exercise science in 2014 before receiving a master's of education in kinesiology and exercise science from the school in 2016.

Jones is a certified strength and conditioning specialist (CSCS) by the NSCA (National Strength and Conditioning Association) and strength and conditioning coach certified (SCCC) by the CSCCA (Collegiate Strength & Conditioning Coaches association).

Jones, a native of Wake Forest, N.C., attended Wake Forest-Rolesville High School, where he was a three-year starter on both offense and defense and earned all-conference accolades as a senior after helping lead his team to the state Class 4AA title game. Jones currently resides in Howard, Wis., and has a daughter, Mya, and son, Naem.



BEN SCHUMACHER

Strength and Conditioning Assistant

Hired Feb. 24, 2024, Ben Schumacher enters his first season as a strength and conditioning assistant with the Packers. His primary duties include working with the offensive and defensive line for all on-field speed, change-of-direction and positional work.

Schumacher comes to Green Bay from the University of Minnesota after working with the Gophers' football program for the previous seven seasons and serving as an assistant director of athletic performance for his final four seasons (2020-23) in what was also his second stint with the program. He ran GPS tracking for all speed/change-of-direction and conditioning, planned and implemented the team's lifting program and assisted players returning from injuries. The on-field success was evident during his seven seasons with the team as the Gophers were selected to play in five bowl games, winning all five. The program also had 16 players drafted from 2018-24.

Schumacher served as an assistant strength and conditioning coach for Vanderbilt University from 2015-17, working directly with the football program. Prior to his work with the Commodores, he spent the 2014 season as an assistant strength and conditioning coach for the football team at the University of Nebraska. The Cornhuskers finished the 2014 season ranked No. 25 with a 9-4 record on their way to an appearance in the Holiday Bowl against No. 24 USC.

His first stint with the Gophers came when he was an assistant strength and conditioning coach for the football team during the

2013 season. Minnesota compiled an 8-5 record that season, making an appearance in the Texas Bowl against Syracuse.

Prior to his time with Minnesota, Schumacher was an assistant director of strength and conditioning for Harvard University from 2011-13. At Harvard, he oversaw the design and implementation of the strength and conditioning program for nine teams and also coordinated the department's internship program.

Schumacher was hired at Harvard after serving as a strength and conditioning graduate assistant at Northwest Missouri State University for two years (August 2008 – May 2010) while earning his master's degree in applied health sciences. He also served as a strength and conditioning intern for the University of Iowa (2008, 2010) and the University of Nebraska (2009).

Schumacher earned his bachelor's degree in kinesiology from Concordia University-St. Paul in 2008 and also starred on the football team, playing in 21 games across two seasons (2006-07) for the Bears and recording 63 tackles (30 solo), 18½ tackles for a loss, 11½ sacks, an interception, two passes defended and a forced fumble. He began his collegiate career at Iowa Central Community College, playing two seasons (2004-05) for the Tritons.

Schumacher is also the founder and owner of Integrative Bracing, which creates braces that support athletes in maintaining fitness while recovering from injury. He started the company in 2021.

A native of Oskaloosa, Iowa, he attended Oskaloosa High School, where he played football and baseball and ran track. Schumacher currently resides in Howard, Wis., with his wife, Kayla, and their three sons, Cooper, Griffin and Bowden, and their daughter, Vivian.



LEE GISSENDANER

Senior Personnel Executive

Lee Gissendaner enters his 24th season overall with the Packers and his third in his current role as senior personnel executive.

Named to his current position on June 1, 2022, Gissendaner originally joined the franchise in 1998 as the team's representative in the National Scouting Service and authored preliminary evaluations of all prospective seniors in upcoming NFL drafts during his initial three seasons with the club. He was then promoted to area scout in 2001, a role he fulfilled for the Packers for 14 seasons (2001-14). From 2015-17, Gissendaner worked as a national scout for the N.Y. Jets with a focus on evaluating top-graded draft prospects. In 2018, he returned to Green Bay as player personnel executive (2018-2021).

Gissendaner began his post-football career by serving as a graduate assistant coach for Kent State University (1997) while working toward his master's degree. He subsequently was named to a scouting position with the Packers on July 8, 1998, by then-Executive Vice President/General Manager Ron Wolf.

A four-year letterman (1990-93) and three-year starter at wide receiver for Northwestern University, Gissendaner led the NCAA in punt return average (21.8 yards) in 1992. That year, he also was named Most Valuable Player in the Big Ten Conference, was a first-team All-Big Ten selection and was voted as Northwestern's team MVP. Gissendaner was named to the Big Ten's 100-Year Anniversary Team during the conference's centennial celebration in 1995 and served as

an honorary game captain for the Wildcats when they hosted Michigan State in November 2013.

Gissendaner graduated from Northwestern in 1994 with a degree in organizational management, and earned his master's in sports administration from Kent State in 1998. In 2022, he was selected to represent the Packers at the Stanford-NFL League of Leaders executive education program.

Originally chosen in the sixth round of the 1994 NFL Draft by the then-Houston Oilers, Gissendaner was released that year at the conclusion of training camp. He then spent the 1995 season with the Toronto Argonauts of the CFL and the summer of 1996 with the World League-champion Scottish Claymores.

In the fall of 1996, Gissendaner returned to the U.S. and went to training camp with the Vikings, eventually spending parts of the '96 season on Minnesota's practice squad.

A four-year letterman at Stow-Munroe Falls High School, in Stow, Ohio, Gissendaner was selected All-Summit County, all-metro area and team MVP at wide receiver during his senior season. A two-time all-metro pole vaulter, he earned three additional varsity letters in track. Gissendaner was inducted into the school's hall of fame in 2002.

In 1999, Gissendaner's accomplishments and community efforts were recognized as he was inducted into the City of Akron/Summit County Sports Hall of Fame.

Gissendaner was born in Akron, Ohio. He and his wife, Jamie, a registered nurse and dance instructor, reside in De Pere, Wis., with their daughter, Leah, 16, and their son, Tyler, 12.



PLAYER PERSONNEL

COMMUNITY

PLAYER PERSONNEL

VETERANS



PATRICK MOORE

Assistant Director of College Scouting

Patrick Moore begins his seventh season with the Packers' player personnel department and fourth as assistant director of college scouting after being promoted on June 1, 2021. He spent three seasons (2018-20) as a college scout in the Southeast region after joining the team on May 25, 2018. Moore spent the previous five seasons as a scout with the Cleveland Browns.

Moore moved into the personnel side with Cleveland after spending the previous 16 seasons as a coach, 14 of which came at the collegiate level. He jumped to the NFL after a five-year stint (2007-11) coaching at Fordham. In his time with the Rams, Moore served as the assistant head coach/offensive line (2010-11), defensive coordinator (2009) and linebackers/special teams coach (2007-08). As assistant head coach/offensive line, Moore oversaw a blocking attack that helped pave the way for the Rams to finish second in the conference with an average of 176.0 rushing yards per game in 2010. At the helm of the special teams unit, Moore helped Fordham lead the Patriot League with 9.4 yards per punt return in 2008.

Moore also coached punter Ben Dato, who registered the third-best punting average (44.7) in school history in 2007 and earned consensus All-America honors.

Prior to his time at Fordham, Moore spent eight seasons at four college coaching stops. From 2005-06, he served as tight ends/special teams coordinator at Louisiana Tech, where he coached former Packers CB Tramon Williams. As a graduate assistant at Auburn from 2002-04, Moore was part of a staff that helped the Tigers to an undefeated 13-0 season in 2004 as well as a Sugar Bowl victory. Moore arrived at Auburn from Western Carolina, where he spent the 2000-01 seasons as a linebackers coach.

Moore's first collegiate coaching stop was at his alma mater, Illinois Wesleyan, in 1997, where he spent the year as the program's offensive line coach. He then moved on to his high school alma mater, coaching two seasons at Normal (Ill.) Community High School.

Moore played college football at Illinois Wesleyan, where he graduated with a business administration degree. He also has master's degrees from Western Carolina and Auburn. Moore splits time between Green Bay and Auburn, Ala.



DRAFT & FREE AGENTS

2023 REVIEW

RECORDS & HISTORY

LAMBEAU FIELD

MISC.



LUKE <<< BENUSKA

College Scout

Luke Benuska enters his ninth season in the Packers' personnel department and third as a college scout covering the Southeast region. Benuska (ben-00-ska) previously covered the West region (2018-21) and served as a pro scout in 2017. He joined the team as a scouting intern in the personnel department during the 2016 season.

Prior to joining the Packers, Benuska worked in the football recruiting office at his alma mater, TCU.


Benuska played collegiately at TCU, where he saw action in 22 games and was a two-year letterman (2014-15) at offensive tackle. He appeared in all 13 games for the No. 11-ranked Horned Frogs as a senior in 2015, when the program rallied from a 31-point deficit to win in triple overtime, 47-41, against Oregon in the Alamo Bowl. TCU's offensive unit was one of

the conference's most efficient during his senior season, with 4,976 total yards (1,933 rushing, 3,043 passing) on 745 plays (6.7 avg.).

Benuska lettered for the first time in his career as a junior in 2014, appearing in six contests on the offensive line. The No. 6-ranked Horned Frogs were ultimately crowned Chick-fil-A Peach Bowl champions in the largest margin of victory in CFA Peach Bowl history, 42-3, over No. 9 Ole Miss.

Benuska saw game action for the first time as a sophomore in 2013, playing on special teams in four contests.

Born in Pasadena, Calif., Benuska earned a B.B.A. in entrepreneurial management from TCU in 2015. While attending San Marino (Calif.) High School, he lettered three times as a tight end on the football team. Benuska also played volleyball and basketball, both of which he lettered in twice. He currently resides in Chicago with his wife, Shana.



QUANDON <<< CHRISTIAN

College Scout

Quandon Christian enters his third season with the Packers' player personnel department and his first as a National Football Scouting Inc. college scout after being named to the position on June 1, 2024. He is responsible for scouting the Southwest region and serves as the team's National Football Scouting representative to the annual NFL Scouting Combine.

Christian was promoted to his current position after previously serving as a pro scout (2023) and a scouting intern (2022) for Green Bay.

In 2020-21, he served as a defensive graduate assistant at the University of South Florida, where he primarily worked with the linebackers and defensive linemen. He began his coaching career as a linebackers coach at Gatlinburg (Tenn.) High School from 2017-2019.

Prior to his coaching career, Christian participated in rookie minicamp as a tryout player for the Washington Commanders following the 2014 NFL Draft. Professionally, he played

linebacker for the Boston Brawlers of the Fall Experimental League in 2014 and played linebacker and running back for the Lazio Marines in Rome, Italy, in 2016.

Collegiately, Christian played linebacker at Clemson University from 2010-13, where he appeared in 53 games with 31 starts and recorded 149 tackles (110 solo), 15 tackles for a loss, three sacks, 13 quarterback pressures, nine passes defended, two interceptions, three forced fumbles and a fumble recovery. He was named a team captain for the Tigers as a senior in 2013 and was invited to play in the College All-Star Bowl after playing in all 13 games with 10 starts and posting 49 tackles (34 solo), eight tackles for a loss, a sack, three QB pressures, three passes defended, a forced fumble and a fumble recovery.

Christian earned his bachelor's degree in sociology from Clemson and a master's degree in physical education from USF. Christian attended Lake View (S.C.) High School, where he lettered in football, basketball and baseball all four years. He has a son, Quandon Jr.

Born in Dillon, S.C., Christian currently lives in Frisco, Texas.



CHRIS <<< GAINES

College Scout

Chris Gaines enters his sixth season with the Packers' player personnel department and his third as a college scout after being named to the position on July 22, 2022. He is responsible for scouting the Southwest region.

Gaines previously worked as a scouting assistant (2019-22) after originally joining the Packers in 2016 as a football technology assistant.

Prior to joining the Packers, Gaines was a web application developer for Golevel in Port Orange, Fla., from 2013-16.

Gaines graduated from Florida State in 2013 with a B.S. degree in information technology. He attended Spruce Creek High School in Port Orange, playing football all four years and earning two letters as a left tackle. Born in Seattle, Wash., Gaines lives in Green Bay.



JOE HUEBER
College Scout

Joe Hueber enters his 10th season with the Packers and his eighth as a college scout, covering the Midwest region in 2024. Hueber previously served as a scouting assistant (2015-16) for the team's personnel department.

Prior to joining the Packers, Hueber was a recruiting assistant for the University of Pittsburgh's football program for three seasons (2012-14). While at Pitt, Hueber's contributions to the Panthers' daily recruiting efforts helped the program see a rise in impressive young talent. In his first season with Pitt, the program boasted a 27-player recruiting class that was ranked 20th nationally and third in the Atlantic Coast Conference by Scout.com.

Hueber followed up a successful first season with a 2013 recruiting class that contained 12 true freshmen who saw immediate playing time, including seven players who made

at least one start during the regular season. The freshman class also featured players who led the team in eight different statistical categories.

Before joining the Panthers, Hueber gathered valuable experience at his alma mater, the University of Minnesota, where he assisted the program in its evaluation and recruitment process while earning his B.A. in sports management in 2010.

Hueber also served as an undergraduate recruiting assistant for the University of Iowa, where he began his college education.

A native of Madison, Wis., Hueber is a graduate of Madison Memorial High School. He is the son of Jim Hueber, a former University of Wisconsin running backs coach (1992-94) and offensive line coach (1995-2005).

Born in St. Louis Park, Minn., Hueber is single and resides in Madison, Wis.



PLAYER PERSONNEL

COMMUNITY

PLAYER PERSONNEL

VETERANS

DRAFT & FREE AGENTS

2023 REVIEW

RECORDS & HISTORY

LAMBEAU FIELD

MISC.



SEAN LINTON
College Scout

Sean Linton enters his sixth season with the Packers and third as a college scout covering the West region after being named to the position on July 22, 2022.

Linton previously spent two seasons as a scouting assistant (2020-2021). He originally joined the Packers in 2019 as a training-camp scouting intern and returned to Green Bay as a full-season scouting intern in 2020 before being promoted in the middle of the season to scouting assistant.

Prior to joining the Packers, Linton spent four years (2015-19) working for Dexcom in San Diego, Calif., as a medical sales representative.

Linton played both wide receiver and cornerback at San Jose State (2011-2014). He was named to the Academic All-Mountain West team in 2013 and was part of a 2012 team that won the Military Bowl after an 11-2 season.

Linton graduated from San Jose State in 2015 with a degree in communication studies.

Linton played wide receiver at Helix High School in La Mesa, Calif. He was a 2009 second-team All-Grossmont League South pick and was named to the AIGA All-Star team and *San Diego Union-Tribune* All-Academic Team in 2009. He also received All-East County honorable mention as a junior.

Born in Rochester, N.Y., Linton resides in Phoenix, Ariz., with his fiancée, Rose.



PACKERS VS. DEFENDING WORLD CHAMPIONS, 1921-2023

VS. SUPER BOWL CHAMPION (9-15)

10/01/72	Dallas Cowboys	W, 16-13
10/26/75	Pittsburgh	L, 16-13
11/12/78	Dallas Cowboys	L, 42-14
11/02/80	at Pittsburgh	L, 22-20
10/17/83	Washington	W, 48-47
09/22/86	Chicago Bears	L, 25-12
11/23/86	at Chicago Bears	L, 12-10
12/19/87	at N.Y. Giants	L, 20-10
10/23/88	Washington	L, 20-17
11/19/89	at San Francisco	W, 21-17
11/04/90	San Francisco	L, 24-20
10/03/93	at Dallas Cowboys	L, 36-14
11/24/94	at Dallas Cowboys	L, 42-31
11/18/96	at Dallas Cowboys	L, 21-6
10/17/99	at Denver	L, 31-10
10/14/01	Baltimore Ravens	W, 31-23
10/13/02	at New England	W, 28-10
11/16/03	at Tampa Bay	W, 20-13
12/20/09	at Pittsburgh	L, 37-36
11/25/12	at N.Y. Giants	L, 38-10
10/13/13	at Baltimore Ravens	W, 19-17
09/04/14	at Seattle	L, 36-16
12/19/22	L.A. Rams	W, 24-12
12/03/23	Kansas City	W, 27-19

VS. NFL CHAMPION (14-31-1)

10/10/26	Chicago Cardinals	L, 13-7
10/31/26	at Chicago Cardinals	W, 3-0
11/24/27	at Frankford	W, 17-9
10/07/28	N.Y. Giants	L, 6-0
11/18/28	at N.Y. Giants	W, 7-0
12/01/29	at Providence	W, 25-0
09/24/33	Chicago Bears	L, 14-7
10/22/33	at Chicago Bears	L, 10-7
09/23/34	Chicago Bears	L, 24-10
10/28/34	at Chicago Bears	L, 27-14
09/29/35	N.Y. Giants	W, 16-7
10/18/36	Detroit	W, 20-18
11/29/36	at Detroit	W, 26-17
09/28/41	Chicago Bears	L, 25-17
11/02/41	at Chicago Bears	W, 16-14
09/27/42	Chicago Bears	L, 44-28
11/15/42	at Chicago Bears	L, 38-7
10/17/43	Washington	L, 33-7
09/24/44	Chicago Bears	W, 42-28
11/05/44	at Chicago Bears	L, 21-0
10/06/46	L.A. Rams	L, 21-17
12/08/46	at L.A. Rams	L, 38-17
09/28/47	Chicago Bears	W, 29-20
11/09/47	at Chicago Bears	L, 20-17

10/10/48	Chicago Cardinals	L, 17-7
12/05/48	at Chicago Cardinals	L, 42-7
10/12/52	L.A. Rams	L, 30-28
12/07/52	at L.A. Rams	L, 45-27
11/15/53	Detroit	L, 14-7
11/26/53	at Detroit	L, 34-15
11/21/54	Detroit	L, 21-17
11/25/54	at Detroit	L, 28-24
10/23/55	at Cleveland Browns	L, 41-10
11/04/56	Cleveland Browns	L, 24-7
11/03/57	N.Y. Giants	L, 31-17
10/05/58	Detroit	T, 13-13
11/27/58	at Detroit	L, 24-14
10/25/59	at Baltimore Colts	L, 38-21
11/15/59	Baltimore Colts	L, 28-24
10/09/60	Baltimore Colts	W, 35-21
11/06/60	at Baltimore Colts	L, 38-24
09/13/64	Chicago Bears	W, 23-12
12/05/64	at Chicago Bears	W, 17-3
11/09/69	at Baltimore Colts	L, 14-6
10/04/70	Minnesota	W, 13-10
11/22/70	at Minnesota	L, 10-3

NOTE - regular season only



MIKE ◀◀
OWEN
College Scout

Mike Owen enters his 13th season with the Packers' player personnel department and 10th as a college scout covering the Northeast region and parts of the

Mid-Atlantic region in 2024. He joined the team on May 23, 2012, as a college scout.

Prior to joining the Packers, Owen spent two seasons as an assistant coach at his alma mater, Riverhead (N.Y.) High School, where he coached the tight ends and helped with the linebackers. He was a four-year letterman (2006-09) at Syracuse University, where he played tight end, defensive end and linebacker during his career. Elected a team captain as a senior, Owen finished his career with 36 receptions for 319 yards (8.9 avg.) and three touchdowns.

Owen played in all 12 games with 10 starts as a senior in '09 and hauled in 12 passes for 93 yards (7.8 avg.) and a TD. As a junior, he started 11 contests and ranked No. 2 on the team with 19 catches for 175 yards (9.2 avg.) and two TDs. He recorded single-game career highs for receptions (five), receiving yards (59) and receiving TDs (two) vs. Akron that season.

Owen moved to tight end prior to the 2007 season after having switched to defensive end from linebacker before the '06 campaign. He posted a career-best three tackles on special teams vs. Louisville in 2007. Owen earned a degree in child and family studies at Syracuse.

At Riverhead High, Owen was ranked the No. 18 outside linebacker in the nation by Tom Lemming on ESPN.com. He was also rated the No. 9 prospect in New York by Rivals.com and the 12th-best prospect in the state by *SuperPrep*. Owen played in the 2005 Governor's Bowl, an all-star game featuring the top prospects from New York and New Jersey.

As a senior in 2004, Owen recorded 51 tackles, two sacks and an interception despite battling through an elbow injury throughout the season. As a junior, he posted 113 tackles and a fumble recovery on his way to earning all-county and second-team All-Long Island honors. Owen was named the team MVP as a junior and earned the 2004 Pat Kelly Award for overcoming serious injury. He also won the Carl Smith Award in '03 for outstanding achievement in academics and athletics.

Owen and his wife, Mande Jo, reside in Columbia, S.C., with their sons, Jaxson, Bryson and Kaiden.



BRETT ◀◀
THIESEN
College Scout

Brett Thiesen enters his seventh season with the Packers' player personnel department and his third as a college scout covering the Midlands region for the

Packers in 2024.

Thiesen (THEE-sin) spent three seasons as a National Football Scouting Inc. college scout after being named to that position on June 11, 2019, and served as the team's National Football Scouting representative to the annual NFL Scouting Combine. Thiesen started with the team as a scouting intern during the 2018 season, helping with the evaluation of college and pro prospects.

Prior to joining the Packers, Thiesen spent three years evaluating high school recruits for college football programs. He served as the assistant director of personnel at Liberty

University in 2016 before working in the same role for the University of Tennessee in 2017. He began his scouting career as a personnel intern, first for Mississippi State in the spring of 2015 and then at the University of Miami for the 2015 season.

Thiesen played collegiately at wide receiver as a preferred walk-on at the University of Kentucky in 2010 before transferring to Troy University.

Thiesen earned a degree in sports management from Troy in 2015, and is a native of Jensen Beach, Fla. He played just one season of football at Jensen Beach High School, earning second-team all-state and first-team all-area honors as a senior in 2009. He also lettered all four years in baseball for the Falcons.

His father, Gator, played baseball at Mississippi State while his mother, Lisa, was a cross-country runner for the Bulldogs. Thiesen resides in Green Bay.

IMPOSTER

During the 1923 season, the *Green Bay Press-Gazette* published a major story announcing the Packers had signed Jack "Dollie" Gray, an end who'd received All-America honors at Princeton.

According to participation charts kept by George Calhoun, Gray started his only game played – a 24-3 loss to the Racine Legion at Bellevue Park.

Made suspicious by Gray's performance, curly Lambeau checked the player's background, only to discover he was an imposter. Lambeau quickly gave the player – whoever he was – his walking papers.

However, because he did play in a game, the Packers still list him on their all-time roster.



DANNY <<<
MOCK
 College Scouting Coordinator

Now enjoying his 28th season with the Packers and 45th in the NFL, Danny Mock is responsible for a variety of scouting services as the team's college scouting coordinator. Mock's duties include tracking Green Bay's scouts who scour the country looking for players and coordinating all-star, combine and draft meetings.

Mock gained his first NFL experience as a member of the Atlanta Falcons' grounds crew from 1980-85. In addition to his duties on the field, Mock served as a film assistant from 1983-86. Following three seasons in the film department, the NFL moved to video and Mock was promoted to assistant video director by the Falcons in 1986.

After serving two years in that capacity, Mock turned to the player personnel side of football. For the following nine seasons (1988-96), he acted as the administrative assistant in the Falcons' player personnel department.

Having lived in the South his entire life, Mock headed north when he was named the Packers' college scouting coordinator on June 28, 1997, by then-Executive Vice President/General Manager Ron Wolf.

Mock attended Abraham Baldwin Agricultural College (1981-82) in Tifton, Ga., majoring in turf management and business.

Mock had earlier attended Gilbert (Ariz.) High School while growing up in the Phoenix area. He graduated from Duluth (Ga.) High School, where he lettered three times for the basketball team. During his sophomore basketball season, Mock was a teammate of 1980 Heisman Trophy winner George Rogers, who later would go on to star in football at the University of South Carolina and play seven seasons in the NFL. Mock also was elected team captain in basketball for his senior season, leading the school to the state quarterfinals.

Mock is a member of the National Football Foundation and the Wisconsin Football Coaches Association (WFCA), acting as the Packers' liaison to the latter organization. He was honored by the WFCA in 2008, when he was awarded the Dave McClain Distinguished Service Award for his outstanding service to football in Wisconsin and again in 2011 as an inductee into the WFCA Hall of Fame. In 2024, he begins his 21st year serving as the video cameraman for the De Pere (Wis.) High School football team.

Mock is a fan of local sports teams, including the University of Wisconsin-Green Bay women's and men's basketball teams, and the Milwaukee Brewers.

Mock has two daughters, Elizabeth (Brent) Jansen, 34, and Sarah, 31, and resides in De Pere, Wis.



PLAYER PERSONNEL/
 FOOTBALL SUPPORT

COMMUNITY

PERSONNEL/
 SUPPORT

VETERANS

DRAFT &
 FREE AGENTS

2023
 REVIEW

RECORDS &
 HISTORY

LAMBEAU
 FIELD

MISC.



DARRYL <<<
FRANKLIN
 Chief of Staff

Darryl Franklin enters his sixth season with the Packers after being named the club's chief of staff in January 2019 by Head Coach Matt LaFleur.

Franklin works closely with LaFleur, serving as his main liaison to the various departments throughout the organization. He also serves as the liaison between LaFleur and the league office and as the Bill Walsh Diversity Coaching Fellowship coordinator.

Prior to coming to Green Bay, Franklin worked in the Washington Redskins' player personnel department for seven seasons (2012-18). From 2012-14, he worked as a scout for BLESTO in the northeast region before serving as a pro scout from 2015-18.

During the 2010-11 seasons, Franklin was based in Jacksonville, Fla., as a scouting assistant for BLESTO. He spent the 2009 season as an intern for BLESTO before transitioning to a full-time position. Franklin spent the 2008 season with the Detroit Lions as a player personnel intern, aiding in both college and pro scouting.

Prior to entering the NFL, Franklin spent three years as a graduate assistant at Central Michigan University, where he initially helped with the defense before later assisting with the offense. Franklin earned a master's degree in administration from Central Michigan with a sport concentration. He completed his master's project on predicting NFL career longevity using combine results.

Franklin earned undergraduate degrees at the University of Missouri, majoring in broadcast journalism and political science. He also served as a student assistant for the Tigers' football team, primarily working with the school's recruiting coordinator and quarterbacks coach.

Originally from Toronto, Franklin attended Mount Hebron High School in Ellicott City, Md., where he served as the football team's student assistant. Franklin currently resides in Green Bay.





JOE MCKILLIP

Coaching Operations Coordinator

Joe McKillip enters his sixth season in Green Bay and fourth as the team's coaching operations coordinator after spending two years (2019-20) as the assistant chief of staff. He works closely with the chief of staff, Darryl Franklin, and Head Coach Matt LaFleur, assisting them with day-to-day operations including the coordination of meeting and practice schedules and the football calendar, organizing team and staff events as well as providing administrative assistance to the coaching and operations staffs.

Prior to joining the Packers, McKillip worked in football operations at North Carolina State for six years (2013-18) under the Wolfpack's head coach, Dave Doeren. He started as assistant director of football operations from 2013-14 before being promoted to director of football operations in 2015. In the director role, McKillip oversaw team logistics and day-to-day operations including fall camp organization, game-weekend

arrangements for both home and away games, weekly team schedules, bowl-game preparation and coordination of the spring football schedule and summer high school football camps. He also assisted with recruiting functions and external community relations.

Before coming to North Carolina State, McKillip worked at the University of Wisconsin and then at Northern Illinois University. At Northern Illinois, he served as a football operations graduate assistant in 2011 and then as the assistant director of football operations and on-campus recruiting coordinator in 2012.

Prior to working at Northern Illinois, McKillip worked as a student manager for the Badger football team for four years. He graduated from Wisconsin with a degree in communications in 2011.

A native of Burlington, Wis., McKillip lives in Green Bay with his wife, Alison, and 5-year-old twins – daughter, Josie, and son, Thomas.



WES BURNARD

Video Director

Wes Burnard enters his second season with the Packers after being named the team's video director in July 2023. He spent the previous 16 seasons (2007-22) with the Buffalo Bills, working in various roles in the video department.

In his current role, Burnard oversees the various department processes that provide coaches, scouts and players with the video tools necessary in talent acquisition, training, self-scouting and opponent game planning. His duties also include filming all games and practices as well as managing the video department staff, budget and daily operation.

Prior to joining the Packers, Burnard spent 16 seasons in Buffalo as a member of the team's video staff. He began his tenure in Buffalo as the team's video systems analyst (2007-09) before being promoted to assistant video director (2010-22). As assistant video director, he created a weekly highlight video

for the team, oversaw hardware and software installations required for team laptops, filmed all games and practices and assisted in with the operation of the video department.

Burnard was hired in Buffalo after working for the Frankfurt Galaxy of NFL Europe in 2006, where he filmed all games and practices, assembled weekly cut-ups for the offense and assisted in video operations. Before transitioning to professional football, Burnard worked in the video department in various roles at his alma mater, Utah State, from 2002-06. He was promoted to video director for the Aggies' football program in 2005 when he was still a senior at the university.

Originally from Utah, Burnard earned a B.S. in sociology from Utah State. He and his wife, Jody, reside in De Pere, Wis. The couple has three children, Nate, Brett and Emberly. Nate currently works as a security guard for the Bills while Brett, a former member of the Navy, and Emberly, are both finishing their education.



RETIRED NUMBERS, BY FRANCHISES WITH MOST CHAMPIONSHIPS, BY SPORT

Retired Numbers	Franchise	League	World Championships
23	Boston Celtics	National Basketball Association	17
*22	New York Yankees	Major League Baseball	27
**15	Montreal Canadiens	National Hockey League	24
6	Green Bay Packers	National Football League	13

*Includes No. 42, which was retired for Brooklyn's Jackie Robinson (leaguewide), but also for New York's Mariano Rivera

**Does not include Wayne Gretzky (No. 99 retired leaguewide)



CHRIS CARR

Director of Performance
Psychology and Team Behavioral Health Clinician

Chris Carr enters his fifth season with the Packers in 2024 after being named the club's director of performance psychology and team behavioral health clinician on April 2, 2020. Carr, who had worked for the Packers as a consultant since 2018, joined the team after working as a sports and performance psychologist at Ascension St. Vincent Sports Performance in Indianapolis since 2006. In his current role in Green Bay, Carr is responsible for performance psychology and mental-health services for the players, staff and organization.

Carr has served as a consultant for multiple professional sporting organizations, including the Packers, Indiana Pacers (2011-2020), Indiana Fever (2001-13), Oklahoma City Thunder (2008-11), Kansas City Royals (1999-2005), Columbus Crew (1996-2000), Tasman Motorsports (1996-98) and Arizona Cardinals (1994-95). He has also worked with numerous collegiate athletic programs, including Ball State University (2015-20), Butler (2015-20), Purdue (2001-07, 2013-18), Indiana (2007-13), Ohio State (1995-2000), Arizona State (1994-95) and Washington State (1992-94).

Carr has also worked extensively with the United States Olympic and Paralympic Committee (USOPC) since 1992 as a member of USOPC Registry of Sport Psychology Providers. Carr was the sport psychologist for the United States Men's Alpine Ski Team from 1992-2002, attending the 2002 Winter Olympic Games in Salt Lake City, Utah. He also served as the United States Diving National Team's sport psychologist from 2004-08 and accompanied the team to the 2008 Summer Olympic Games in Beijing, China. Outside of the sporting world, Carr also consulted with the United States Navy Officer Candidate School at the Naval Air Station in Pensacola, Fla., from 1998-2001.

Carr is a licensed psychologist in the states of Wisconsin and Indiana, where he is also HSPB-endorsed (Health Service

Provider in Psychology). A former president of Division 47 (Society for Sport, Exercise, and Performance Psychology) of the American Psychological Association (APA) who served on its executive committee from 2007-09, Carr was awarded the Bruce Ogilvie Award for Professional Practice by APA Division 47 and was honored at the 2020 APA Convention. From 2007-2020, Carr coordinated the Big Sky Sport Psychology Conference in Big Sky, Mont., an annual conference for licensed mental-health providers that work specifically in athletics and sport organizations; he now serves as the senior advisor for the meeting.

Carr received a doctorate of philosophy (Ph.D.) in counseling psychology with a minor in exercise science/sport psychology from Ball State (Muncie, Ind.) in 1992. He spent the third year of his Ph.D. program (1989-90) as a clinical research assistant in sport psychology at the United States Olympic Training Center in Colorado Springs, Colo., where he worked with elite-level athletes and coaches prior to the 1992 Olympic Games.

Carr received his bachelor of arts in psychology from Wabash College (Crawfordsville, Ind.) in 1982. While at Wabash, Carr was a four-year member and two-year starting offensive lineman for the Little Giant football team. He also studied off-campus at Oxford University in Oxford, England, during the spring semester of his junior year (1981), playing club rugby during his stay. Carr then completed his Master of Arts in counseling psychology at Ball State, where he was a graduate assistant football coach (offensive line/special teams) from 1983-84.

A native of Muncie, Ind., Carr now lives in Suamico, Wis., with his wife, Kelli. Their daughter, Rachel, is an honors graduate of Central Michigan University, where she was a member of the women's gymnastics team. Rachel is married to Derek Edwards, a Central Michigan graduate and three-year starter at offensive tackle for the Chippewas, and they have a daughter, Clara.



MIKE HALBACH

Director of Football Technology

Now entering his 21st season with the Packers, Mike Halbach begins his 10th season as the team's director of football technology after serving as manager of football technology in 2014. He first joined the Packers as a video intern in 2004 before working as a video assistant from 2005-13.

In his current role, Halbach leads the team's efforts in football analytics, the development and administration of football information systems, and the technical and audio-visual innovations impacting football operations. He was instrumental in the Packers' transition from paper to digital playbooks and from standard- to high-definition video. He developed and

executed the team's game plan for the virtual, at-home NFL Draft in 2020 and played a key role in the football-facility expansion to Lambeau Field, which opened in 2023. His gameday role includes overseeing the sideline technologies used in-game by the coaches and players and assisting the head coach with game-management decisions.

Halbach graduated summa cum laude from the University of Wisconsin-Green Bay in 2005 with a B.S. in communication processes with an emphasis in electronic media. He also earned a B.A. in communication and the arts with a minor in corporate communication.

A Wisconsin native, Halbach grew up on a family dairy farm in Hilbert, Wis. He and his wife, Stephanie, have three sons and a daughter.



FOOTBALL SUPPORT STAFF

COMMUNITY

FOOTBALL SUPPORT

VETERANS

DRAFT & FREE AGENTS

2023 REVIEW

RECORDS & HISTORY

LAMBEAU FIELD

MISC.



MATT KLEIN

Director of Football Logistics/Team Travel

Matt Klein enters his sixth season in charge of the Packers' football logistics and team travel and his 26th season with the club overall. Klein spent the 2018 season as director of coaching operations/team travel and worked the 12 previous seasons as the team's football administration coordinator. He originally joined the Packers as administrative assistant/football in 1999.

Klein is responsible for coordinating the travel arrangements for every Packers home and away game, which includes air and ground transportation and securing hotel accommodations for the team, coaching staff and all members of the traveling party. His duties include traveling to road-game locations two or three days in advance of the team in order to direct travel arrangements on-site. In addition, he serves as the point of contact for visiting teams traveling to Green Bay. Klein assists the personnel department with travel details for the team's tryout players, free agents and local pro day as well as the Packers' pre-draft visits. Klein continues to coordinate all offseason and training-camp logistics, including housing and transportation. He assists with corporate travel requests and works as an advisor to the football-operations and coaching staffs.

As football administration coordinator and then as director of coaching operations/team travel, Klein was responsible for

coordinating all facets of the team's daily operations, including the coaching staff's schedule, in addition to his travel-coordination duties. He also served as the coaching staff's liaison on all matters relating to the athletic training, equipment, communications, video and football technology departments. Klein was the point person in managing each Packers practice and team function, including offseason minicamps, organized team activities and training camp.

In 2010, he served as part of a group of team staffers that helped plan the arrangements needed to move the organization's operations to North Texas for the week leading up to Super Bowl XLV.

A native of Clintonville, Wis., Klein spent five seasons working with Barry Alvarez and the football staff at the University of Wisconsin. He contributed to a program that earned berths in four bowl games, including a victory in the Rose Bowl after the '98 season. Klein left school early to accept a position with the Packers in 1999. He completed his coursework at the University of Wisconsin-Green Bay and earned his bachelor's degree in marketing, with a minor in economics.

Klein and his wife, Leah, live in Green Bay and have two sons, Nathan and Owen. Nathan is a student assistant with the University of Oklahoma football team.



ADAM KORZUN

Director of Performance Nutrition

Hired in July 2014 for this newly created role with the team, Adam Korzun enters his 11th season as the director of performance nutrition with the Packers. He oversees all aspects of player nutrition, hydration and supplementation, as well as managing and operating Team Dining and Staff Dining for the organization.

Korzun came to Green Bay after serving as the director of sports nutrition for the University of Oregon athletic department since August 2012, where he oversaw sports nutrition for all of the school's teams and athletes. Korzun was responsible for planning and creating an athlete training table operated independently by the athletic department. Under his direction, participation in the Ducks' training-table meals increased from three teams to 15 teams in just one year, and the program served more than 800 meals per day.

Early in his career, Korzun worked in different roles for Four Seasons Hotel-Boston (2000-02), Legal Seafoods (2001-07), Boston Medical Center (2004-06) and SNAP (Smart Nutrition Application and Practice) (2006-07).

In 2007, he started working as a sport dietitian for the United States Olympic Committee and implemented a performance-nutrition platform into training tables at several U.S. Olympic

training centers. He also provided individual and team nutrition counseling and testing for athletes across all sporting disciplines while traveling domestically and internationally as part of the Olympic delegation.

In April 2009, he began focusing almost exclusively on the U.S. Ski and Snowboard Association, and in May 2010, he became the full-time high-performance dietitian for the association. During the 2010 Olympic Games in Vancouver, he developed and implemented the Vancouver Chef program, which trained and placed a personal chef for each of the ski and snowboard teams. He traveled with all of the association's teams throughout the year during training and competition as a sport dietitian and chef.

Korzun graduated summa cum laude from Johnson & Wales University (Providence, R.I.) with a bachelor of science in culinary nutrition and an A.A.S. in culinary arts in 2003, and he earned a master of science in nutrition, with a focus on exercise physiology, from Boston University in 2004. He is also a registered dietitian and is board-certified as a specialist in sports dietetics.

Korzun has also worked as a consultant for MLB and NBA organizations as well as the Red Bull High Performance Team.

Born in Mobile, Ala., Korzun currently resides in Green Bay and Mobile with his wife and three stepchildren.



CHRIS <<
KUEHN
 Equipment Manager

Now entering his 15th season overall with the Packers, Chris Kuehn begins his first season as equipment manager after being promoted to his current position

on June 17, 2024.

Kuehn (KEEN) previously served as an equipment assistant for the Packers for four seasons (2020-23). He began his career with Green Bay as an equipment locker-room attendant in 2010 when he was a senior in high school and served in that role for 10 seasons (2010-19).

In his current position, Kuehn is responsible for properly outfitting players with the safest and most advanced equipment, as well as ordering and maintaining all of the team's equipment and sideline apparel.

Kuehn also gained experience with two former professional football leagues during the Green Bay's offseason. In the spring of 2020, he served as an assistant equipment manager for

the Houston Roughnecks of the XFL. In the spring of 2019, he held the same title for the Salt Lake Stallions of the Alliance of American Football. In both of his positions in the XFL and AAF, Kuehn assisted the equipment manager with ordering, outfitting and maintaining all of the team's equipment and apparel.

Kuehn earned his degree in business management with a minor in information systems from the University of Wisconsin-Eau Claire in 2016. During his time in college, he scheduled his classes around home games so that he would be able to drive back to Green Bay for every home game during the season.

A native of Green Bay, Wis., Kuehn graduated from Notre Dame Academy in Green Bay, in 2011. He currently resides in De Pere, Wis., with his fiancée, Sarah.



FOOTBALL SUPPORT STAFF

COMMUNITY

FOOTBALL SUPPORT

VETERANS


DRAFT & FREE AGENTS

2024 REVIEW

RECORDS & HISTORY

LAMBEAU FIELD

MISC.



MELANIE <<
MAROHL
 Director of Football Administration/Player Finance

Now entering her 24th season with the organization, Melanie Marohl begins her fifth season as the Packers' director of football administration/player finance after

serving as manager of football administration/player finance from 2018-2020. She first joined the Packers as a salary cap analyst in July 2001.

In her current role, Marohl works closely with Executive Vice President/Director of Football Operations Russ Ball while overseeing database management and reporting as it relates to the club's salary-cap planning, cash spending and roster management. She is responsible for preparing and constructing player contracts while also ensuring the team stays current on rules, policies and documentation mandated by the current collective bargaining agreement between the NFL and NFLPA. Marohl is responsible for monitoring player bonuses and working with the team's finance department on player-salary

payments. She also serves on the NFL Club Services Committee, which helps innovate and create technology surrounding the salary cap.

Prior to joining the Packers, Marohl spent 12 years (1989-2001) at Schneider National, a logistics and truckload services provider based in Green Bay. From 1989-95, she worked as a capacity development assistant, providing operations support for the on-boarding and training of new drivers. She then served as a driver-recruiting business analyst from 1995-2001, helping design and develop a new software system for tracking driver applicants, gathering system requirements and working with programmers on system development, and handling analytical reporting for the department.

A native of Green Bay, Marohl earned her associate's degree in computer science during her time at Schneider. She and her husband, Todd, live in Ashwaubenon, Wis., and have a daughter, Marisa.





LINDA NUTHALS

Director of Corporate Travel

Linda Nuthals enters her fifth season as the Packers' director of corporate travel and 30th overall season with the team. Nuthals originally joined the team as corporate travel manager in the summer of 1995.

In her current role, Nuthals manages all facets of the organization's business travel. She works closely with airlines and other agencies to arrange player travel for workouts, free-agent visits and throughout the pre-draft process. Nuthals also prepares year-round travel for the team's front-office and scouting staffs and oversees travel needs for special events within the organization.

Prior to joining the Packers, Nuthals had worked for various travel agencies in Green Bay and Chicago since 1983.

A native of Green Bay, Nuthals graduated from Green Bay Southwest High School and grew up a block away from Lambeau Field, selling programs and parking cars on Packers gamedays. She and her husband, Steve, reside in Suamico, Wis. The couple has three daughters, Courtney (Chase) Ford, Kelsie (Bill) Fumelle and Mackenzie (Andrew) Wick, and five grandchildren, Lleyton, Oakley, Brooks, Zoey and Asher.



GREY RUEGAMER

Director of Player Development

After being named the club's director of player development on July 31, 2017, Grey Ruegamer enters his eighth season in the role and 11th year overall in Green Bay after playing three seasons (2003-05) with the Packers as an offensive lineman.

As the director of player development, Ruegamer is vital in maintaining locker-room cohesiveness and overall player health. He assists players in acclimating to their roles, both on and off the field and in the Green Bay community, and adapting to a new life in Green Bay.

Ruegamer also oversees the Packers' wide range of programs designed to meet the needs of players and their families in today's NFL. The department provides a framework of assistance within which players and their immediate family members can address the pressures created by daily life and complicated by the demands of playing professional football. The program is also set up to get players prepared for life after football, and helps them seek educational and vocational opportunities.

Ruegamer played 10 total seasons in the NFL on the offensive line, appearing in 124 games with 17 starts during the regular season and 12 contests with two starts in the postseason. After

originally being selected by Miami in the third round (No. 72 overall) of the 1999 NFL Draft and spending one season with the Dolphins, he spent three seasons with the New England Patriots (2000-02) before spending his three seasons in Green Bay and playing the final three seasons of his career with the N.Y. Giants (2006-08). Ruegamer was a member of two Super Bowl champion teams, the 2001 Patriots and the 2007 Giants.

Once his playing career wrapped up, Ruegamer spent three years (2009-10, 2013) as an assistant strength and conditioning coach at the University of Washington. He also earned his bachelor's degree from Arizona State in liberal studies as well as his master's degree in health and human performance from California University of Pennsylvania.

Prior to his current role, Ruegamer was a certified wellness coach and worked at The Summit Medical Fitness Center in Kalispell, Mont., from 2014-16.

A 1998 Walter Camp All-America honoree, first-team All-Pacific-10 selection and one of 12 finalists for the Lombardi Award, Ruegamer was a four-year starter at Arizona State (1995-98). He was inducted into the Sun Devil Athletics Hall of Fame in 2014.

A native of Las Vegas, Ruegamer currently resides with his wife in Green Bay.

NFC NORTH COMPOSITE STANDINGS, 2002-PRESENT

	—Division—			—Overall—			—North Titles—			
	W	L	T	Pct	W	L	T	Pct	No.	Years
Green Bay	88	42	2	.674	219	134	2	.620	12	2002-04, 2007, 2011-14, 2016, 2019-21
Minnesota	69	61	2	.530	184	169	2	.521	5	2008-09, 2015, 2017, 2022
Chicago	57	75	0	.432	163	192	0	.459	4	2005-06, 2010, 2018
Detroit	48	84	0	.364	132	221	2	.375	1	2023

*regular season only



SHERRY <<<
SCHULDES
 Director of Family Programs

Now in her 32nd season overall with the Packers, Sherry Schultes enters her 29th year leading the team's family programs department after originally joining

the organization in 1993.

Beginning in 1996, Schultes oversaw the creation and development of the family programs department, one of the first of its kind in the NFL. The department offers year-round programming and services for the families of Packers players and coaches.

Schultes also led the creation of the Packers Women's Association (PWA), a 501(c)(3) nonprofit organization that allowed coaches' and players' spouses to give back to the Green Bay community. Serving as the PWA's executive director, Schultes led the organization's support of several local charities, including Paul's Pantry and New Community Shelter, as well as partnered with The Salvation Army and Samaritan's Purse. Schultes and the PWA have hosted food drives and

military-appreciation events, adopted hundreds of families for the holidays, created the Packers Family Cookbook and participated in many other initiatives.

Prior to joining the Packers, Schultes worked in multiple community-programming roles around the greater Green Bay area. She earned her associate's degree from Northeast Wisconsin Technical College in 1982.

Schultes was a longtime active board member and volunteer for Rebuilding Together of Greater Green Bay, an organization that has repaired hundreds of homes, free of charge, for individuals who are unable to do so themselves. She also previously served as a member of the St. Vincent's Hospital Advisory Council.

A native of Florence, Wis., Schultes currently lives in Hobart, Wis., with her husband, John. They have two daughters, Natalie and Ashlee, a son-in-law, Marwan, two granddaughters, Eliza and Annie Rae, and are expecting a third grandchild in August 2024.



FOOTBALL SUPPORT STAFF

COMMUNITY

FOOTBALL SUPPORT

VETERANS

DRAFT & FREE AGENTS

2023 REVIEW

RECORDS & HISTORY

LAMBEAU FIELD

MISC.



NATE <<<
WEIR
 Director of Sports Medicine/Head Athletic Trainer

Now entering his 20th season overall with the Packers, Nate Weir begins his first season as director of sports medicine/head athletic trainer after serving as director of rehabilitation/associate athletic trainer from 2022-23, coordinator of rehabilitation from 2018-21 and assistant athletic trainer from 2008-2017. He also served as a seasonal athletic training intern for the Packers for three seasons (2005-07) and got his start as a summer intern with Green Bay in 2004. Promoted to his current position in April 2024, Weir oversees the team's medical care on a daily basis.

Weir was named the recipient of the Tim Davey NFC Assistant Athletic Trainer of the Year award in 2023. He was also chosen by Jordy Nelson to introduce him for his induction into the Green Bay Packers Hall of Fame for the Class of 2023 after Weir led Nelson's rehab following a season-ending knee injury he sustained early in the 2015 season. Nelson went on to earn the NFL Comeback Player of the Year award in 2016. In 2011, Weir was part of the Packers' athletic training staff that was

honored by its peers with the NFL Athletic Training Staff of the Year award.

Professionally, Weir is a member of the Professional Football Athletic Trainers Society (PFATS), serving as the PFATS communication committee chairman since 2015. Previously, he served on the PFATS executive committee as an assistant athletic trainer representative (2019-21).

Weir has also served as an NFL consultant on the Musculoskeletal Committee – Foot and Ankle Task Force since 2020.

Weir earned his B.A. degree in exercise science with an emphasis in athletic training from Central College in Pella, Iowa, in 2005. In 2008, he earned his M.S. in sports management from California University of Pennsylvania. Weir is a board-certified athletic trainer and a member of the National Athletic Trainers Association (NATA) and the Wisconsin Athletic Trainers Association (WATA).

A native of Olathe, Kan., Weir and his wife, Leslie, have three children, Amelia, 7, Harrison, 6, and Josephine, 1.






Mike Agnew
Security Officer




Mara Allen
Public Affairs Intern



Lauren Anderson
Digital & Social Media
Coordinator



Dr. Robert Anderson
Associate Team Physician




Tyler Anderson
Tittletown Facilities
Maintenance Assistant




Kenny Ansel
Director of
Information Technology




Jennifer Ark
Director of Stadium
Services



Brandon Arndt
Shipping & Receiving
Coordinator



Matt Arvin
Manager of Game Day
Productions



Jill Austinson
Accounting Specialist



Randy Baker
Atrium Operations Lead



Tom Bakken
Assistant Equipment
Manager



Bart Bartelme
Lead Fields Assistant



Stephanie Blavat-Vesely
Partnership Sales &
Service Executive



Ryan Blise
Fields Assistant




Duke Bobber
Assistant Director of
Digital & Social Media



Cody Boeck
Manager of Retail Oper-
ations & Customer Service



Andy Bomske
Retail Purchasing &
Inventory Specialist



Rhonda Borowicz
Senior Legal Assistant



Venzell Boulware
Pro Scout



James Brocker
Sr. HVAC/R Technician




Julie Broeckel
Corporate Giving
Coordinator



Ben Brossard
Assistant Accounting
Manager



Jerry Burke
Application Administrator




Jordan Burke
Events Sales Executive



Jeff Burruel
Ticket Operations
Coordinator



Krista Bye-Nagel
Partnership Services
Coordinator



Philip Caldwell
Assistant Director
of Ticketing



Bobbi Cameron
Business Systems Analyst



Gavin Carrigan
Assistant Manager of
Retail Distribution Center



Nick Castillo
Premium Seating
Coordinator



Cliff Christl
Team Historian



Chris Cohorst
Human Resources
Manager



Derrick Coleman
Assistant to Player
Development



Andy Cornelissen
Data Warehouse Manager




Jon Corpron
Journeyman Electrician




Justin Crabb
Assistant Director
of Security



Keith Cronin
Manager of Guest
Services



Garrison Cummings
Assistant Director of
Brand & Marketing



Jordy Dale
Titletown Facilities
Assistant Manager



Justin Dantzman
Assistant Director of
Facility Operations




Rob Davis
Director of Organizational
Development & DEI



Craig Decker
Manager of
Corporate Sales



Eric DeMars
Facilities Assistant



Andrew DePietropaolo
Assistant Athletic Trainer/
Physical Therapist



Jessica Dickhut
Titletown Events Manager



Derek Dimmer
Retail Store Manager



Kevin Duffy
Equipment Assistant



Cathy Dworak
Dir. of Community Outreach
& Player/Alumni Relations



Todd Edlebeck
Facilities Manager



Bobbi Jo Eisenreich
Assistant Dir. of Corporate
& Foundation Giving



Kelly Englebert
Premium Seating
Coordinator



Tom Fanning
Assistant Director of
Communications



Brennan Feldhausen
Manager of Corporate
Sales-Milwaukee Office



Ryan Fencil
Football Outreach
Manager



Kurt Fielding
Assistant Athletic Trainer



Sam Fleming
Scouting Assistant



Betsy Frenzel
Guest Services Assistant/
Atrium Concierge



Dawson Friedland
Senior Football
Data Analyst




Renae Gabriel
Manager of Social Media



Tyler Gajewski
Senior Cinematographer/
Video Creative



Jeremy Garth
Digital Marketing
Coordinator



Tanner Gess
Performance Dietitian



Ali Ghaisarnia
Assistant Athletic Trainer/
Physical Therapist



O'Reilly Gilliam
Corporate Sales Executive



Nick Goddard
Video Manager




Steven Golla
Security Officer



Kandi Goltz
Asst. Director of Game
Presentation & Live Events



Hanna Goral
Events Specialist



Paige Green
Payroll Accountant

FRONT OFFICE

COMMUNITY

FRONT OFFICE

VETERANS

DRAFT &
FREE AGENTS

2023
REVIEW

RECORDS &
HISTORY

LAMBEAU
FIELD

MISC.

FRONT OFFICE



Shea Greil
Senior Partnership
Services Coordinator



Brad "Gus" Gustafson
Manager of Atrium
Operations



Scott Hansen
Security Officer




Jerry Hanson
Staff Counsel



Kelly Heim
Executive Assistant to
the General Manager




John Heimerl
Facilities Assistant



Haylee Helmle
Fan Engagement Manager



Brent Hensel
Hall of Fame Curator



Katie Hermesen
Public Affairs Manager




Jessica Hill
Buyer




Tim Hodek
Assistant Store Manager




Wes Hockiewicz
Senior Writer



Adam Hoebelheirich
Broadcast Manager/
Producer




Meiling Hudson
Partnership Services
Coordinator-Milwaukee Office



Steven Hudy
Senior Social Media
Coordinator




Larry Hurley
Security Officer




Wendy Jansen
Manager of Lambeau
Field Events



Mike Jelenic
Senior Systems
Administrator



Kodi Jensen
Ecommerce Photographer
& Visual Design Specialist



Allen Johnson
Fields Manager




Eric Johnson
Electrical Manager




Scout Johnson
Premium Seating Sales
Executive



Chrysta Jorgensen
Director of Retail
Operations



LaFawn Joslin
Guest Services Assistant/
Switchboard



Justine Kaempfer
Hall of Fame & Stadium
Tours Coordinator



Lisa Kaiser
Executive Assistant to
the President



Jodi Kerscher
Accounts Payable
Specialist



Brent King
Horticulture Technician



Ken Kirkpatrick
Security Officer



Chris Kloehn
Ticket Office Coordinator



Robert Kobussen
HVAC Technician



Mitch Koller
Video Assistant



Rob Konitzer
Audio Visual Systems
Specialist



Kelly Krause
Associate Counsel



Dana Kressig
Corporate Sales Executive
- Digital Sales


COMMUNITY

FRONT OFFICE


VETERANS

DRAFT &
FREE AGENTS2023
REVIEWRECORDS &
HISTORYLAMBEAU
FIELD


MISC.




Jackie Krutz
Director of Tittletown
Development



Brandon Kukal
Assistant Athletic Trainer



Becky Lamal
Help Desk Supervisor/
Administrative Assistant



Mariah Larson
Digital Content Revenue
Coordinator



Spencer Larson
Stadium Services
Manager



Erik Larsson
Football Data Analyst




Elizabeth Lasee
Senior Graphic Designer



David LeGrand
Manager of Broadcast
Sales



Julie Leung
Assistant Manager of
Tittletown Programs




Molly Linnane
Premium Seating
Coordinator




Nate LoCascio
Communications
Coordinator



Darren Lohr
Assistant Store Manager



Daniel Lopez
Videographer/Editor




Angelica Loret
Accounting Coordinator



Patrick Luce
Senior Buyer




Bill Luebker
Assistant Director of
Creative




Joan Malcheski
Director of Brand Strategy
& Marketing



Tony Marconi
Systems Administrator




Larissa Martinez
Corporate Giving
Coordinator



Mari Massonet
Executive Assistant of
Finance



Larry McCarren
Sports Analyst




Matt McCumsey
Corporate Sales Executive



Tyler McCune
Partnership Services
Fulfillment Coordinator



Jason McDonough
Director of Ticketing
& Premium Seating



Nick McGahan
Videographer/Editor



Dr. Patrick McKenzie
Team Physician




Marissa Meli
Associate General
Counsel



Mark Merkey
Assistant Manager of
Retail Distribution Center



Dr. Jeremy Metzler
Associate Team Physician



Hannah Meyer
Manager of Tittletown
Marketing & Digital



Jon Mijatovich
Electrician




Bill Miller
Plumber/Beverage
Systems Technician



Kevin Mooney
Network Administrator



Daniel Moss
Assistant Director of
Premium Seating



Jesse Motto
Security Officer

FRONT OFFICE

COMMUNITY

FRONT OFFICE

VETERANS

DRAFT &
FREE AGENTS

2023
REVIEW

RECORDS &
HISTORY


LAMBEAU
FIELD

MISC.

FRONT OFFICE



Mike Moynihan
Director of Facility
Operations



Andy Muckerheide
Assistant Video Director



Jon Murphy
Corporate Sales Executive



Scott Murphy
Accounting Manager



Bryan Nehring
Assistant Equipment
Manager


COMMUNITY




Kyle Nooker
Tittletown Facilities
Manager



Craig Nooyen
Sr. HVAC Technician



Lisa Nortman
Manager of Partnership
Services



Brian O'Connell
Senior Digital Analyst



Tim Odea
Equipment Assistant


FRONT OFFICE




Theresa Pagel
Ecommerce Merchandise
Specialist




Ivan Panarusky
Senior Engineer -
Tundra Vision



Connor Paque
Graphic Designer



Derek Paris
Fields Assistant



Judy Pedersen
Assistant Manager of
Retail Distribution Center

VETERANS



Jennifer Pertzborn
Merchandise Manager



Scott Peters
Assistant Director
of Security



Madeleine Platten
Performance Dietician



Andrew Podlasik
Staff Accountant




Garret Poole
Client Support Specialist

DRAFT &
FREE AGENTS

Aaron Popkey
Director of Public Affairs



Lexi Potts
Event Sales & Service
Coordinator



Jack Prominski
Manager of Football
Analytics




Eric Prorise
Manager of Football
Application Development



Hannah Puissant
Fan Engagement
Coordinator

2023
REVIEW

Sarah Quick
Assistant Director of
Communications



Forrest Rabach
Stadium Services
Coordinator



Joe Ranthum
Tittletown Landscape
Manager



Bill Rasmussen
Facilities Manager




Garrett Rasmussen
Project Manager

RECORDS &
HISTORY


Michael Renier
HVAC Manager



Joe Reuter
Football Technology Lead



Bailey Righi
Football Application
Developer




Steve Riske
Security Officer



Erin Roberge
Assistant Athletic Trainer

L'AMBEAU
FIELD

MISC.



Megan Roberson
Planning Specialist,
Marketing & Sales




Jennie Robertson
Ecommerce Manager



Joshua Robinette
Atrium Operations Lead



Arthur Robinson
Tittletown Facilities
Maintenance Assistant




Taylor Rogers
Coordinating Producer



Justin Ruckel
Infrastructure & Security
Manager



Dr. Michael Ryan
Associate Team Physician



Samantha Satter
Business Development
Analyst



Christopher Schmit
Stadium Housekeeping
Coordinator




Paul Schmit
Security Officer




Carla Schrank
Accounting Manager




Tim Schroeder
Manager of Retail
Distribution Center



Stephanie Schultz
Ecommerce Web
Development Specialist




Eric Scott
Network Engineer




Jacob Servais
Hall of Fame & Stadium
Tours Sales Executive




Joe Setzkorn
Atrium Operations Lead




Kristen Shand
Digital Marketing & Fan
Insight Coordinator



Kregg Shilbauer
Dir. of Broadcast, Video Pro-
duction & Game Presentation




Sara Short
Assistant Director of
Partnership Services



Evan Siegle
Manager of Team
Photography



Alissa Siekkinen
Ecommerce Marketing
Specialist



Anthony Sigi
Tittletown Facilities
Supervisor



Dan Skaleski
Atrium Operations Lead




Bob Slaby
Security Officer




Tony Smith
Assistant Director/
IT Risk Manager



Mike Spofford
Editor




Jeff Stauber
Emergency Planning/
Safety Coordinator



Jenny Steinhardt
Lambeau Field Events
Administrator




Craig Stevens
Security Officer




Joe Stewart
Security Officer




Ken Sulewski
Tittletown Facilities
Maintenance Assistant




Laurie Taicher
Security/Risk
Management Assistant



Roman Tarango
Atrium Setup



Autumn Thomas-Beenenga
Pro Personnel Manager



Scott Thompson
Assistant Dir. of Business
Analytics & Food & Beverage

FRONT OFFICE

COMMUNITY

FRONT OFFICE

VETERANS

DRAFT &
FREE AGENTS

2023
REVIEW

RECORDS &
HISTORY

LAMBEAU
FIELD


MISC.




Ryan Thurk
Senior Accountant



Dave Tilot
Facilities Supervisor



Israel Torres
Atrium Operations Lead




Claire Trattner
Communications Intern




Lisa Treichel
Assistant Store Manager




Julie Van Asten
Accounts Payable Specialist




Barb Van De Hey
Guest Services Coordinator



Keeth Vang
Security Officer



Troy VanWychen
Information Technology Support Specialist




Jacob Wachuta
Information Technology Support Specialist




Christine Wahlen
Facilities Office Manager




Robyn Waller
Benefits Manager



Jennifer Ward
Digital UX Coordinator



Matthew Ward
Partnership Services Coordinator-Milwaukee Office



Nathanael Washington
Player/Alumni Specialist



Clyde Watson
HVAC Technician




Andrew Wellens
Building Security Supervisor



Corey Wentland
Facilities Supervisor



Amanda Wery
Community Outreach Manager



Daric Whipple
Scouting Assistant




Colin Whitaker
Performance Dietitian



John Whitcomb
Atrium Operations Lead



Erik Whitman
Tittletown Facilities Assistant Manager



Justin Wolf
Dir. of Corporate Partnership Sales & Activations



Jamie Woodbeck
Security Officer



Peter Yurek
Building Security Supervisor



Jon Zeininger
Computer Systems Administrator



Sue Zernicke
Senior Ticket Office Coordinator



»» **VETERANS**



23 JAIRE ALEXANDER

CORNERBACK
Louisville

Seventh NFL Season
Seventh Packers Season



Ht: 5-10 » Wt: 196 » Born: February 9, 1997 » NFL Games Played/Started: 71/69 » Acquired: 01-18

PRO HIGHLIGHTS:

► Registered his third career postseason interception in the 2023 Wild Card win at Dallas to tie for No. 7 in franchise postseason history.

► Named to the Pro Bowl and earned second-team All-Pro (The Associated Press) and All-NFC honors (Pro Football Writers of America) in 2022 after leading the team with a career-high five INTs (t-No. 5 in the league).

► In 2021, was voted a captain by his teammates for the first time in his career, but a shoulder injury in Week 4 limited him to four regular-season games and one postseason contest.

► Earned second-team All-Pro honors from AP in 2020, becoming the first Green Bay CB to earn All-Pro honors since Charles Woodson in 2011. Was also selected to the All-NFC team by the PFWA.

► Named to his first career Pro Bowl in 2020, making him one of three cornerbacks in franchise history to make the Pro Bowl within his first three NFL seasons (Herb Adderley, 1963, third season; Willie Buchanan, 1973, second season).

► Intercepted Tom Brady two times in the 2020 NFC Championship Game, becoming just the seventh player in team history to record two-plus INTs in a playoff game.

► According to Sportradar, was tied for No. 1 in the league among cornerbacks (Jalen Ramsey) by allowing only three pass plays of 20-plus yards in the 2020 regular season (min. 700 def. snaps).

► Among CBs that played 700-plus defensive snaps during the 2020 regular season, was tied for No. 1 in the NFL by only giving up one burn TD (passing TD allowed by a defender when in coverage), according to Sportradar.

► Named a Pro Bowl alternate after starting all 16 games and registering 63 tackles (41 solo), two INTs, a forced fumble, a fumble recovery and a team-high 23 passes defended in 2019.

► Was named to the PFWA's All-Rookie team after leading Green Bay with 15 passes defended in 2018. Became just the second Packers CB to be honored since 1974 (CB Casey Hayward, 2012).

► Selected by the Packers in the first round (No. 18 overall) of the 2018 NFL Draft, a selection acquired from Seattle along with a seventh-round choice (No. 248 overall) in exchange for Green Bay's first-round pick (No. 27 overall, originally obtained from New Orleans), a third-round choice (No. 76 overall) and a sixth-round pick (No. 186 overall). Became the first Louisville player to be drafted in the first round by Green Bay.

2023 SEASON: Started all seven regular-season games he played in and registered 27 tackles (23 solo), five passes defended (No. 6 on the team) and a forced fumble...Missed Weeks 3-4 and 7 with a back injury and Weeks 10-15 with a shoulder injury...Was placed on the reserve/suspended list by the club for one game (Week 17) for conduct detrimental to the team...Started both postseason contests, recording 12 tackles (seven solo), an INT and a pass defended...**At Atlanta (Sept. 17):** Posted five tackles (all solo) and a pass defended when he stepped in front of a pass on fourth-and-4 in the second quarter.

AT A GLANCE ...



- Dating back to the start of his career (2018), is tied for No. 1 in the NFL in postseason interceptions (three in seven games).
- Earned second-team All-Pro Honors from *The Associated Press* in 2022 for the second time (2020), joining Charles Woodson (four) and Herb Adderley (seven) as the only Packers cornerbacks to be named to multiple AP All-Pro teams.
- Named to his second career Pro Bowl in 2022, becoming the 13th defensive back in franchise history to be named to multiple Pro Bowls.
- According to Stathead.com, became the sixth Packers defensive back to earn multiple Pro Bowl honors in the first five years of his career and the first since S Nick Collins (2008-09).
- Named to the All-NFC team by the Pro Football Writers of America in 2020 and 2022.
- Has led the team in passes defended four times (14 in 2022, 13 in 2020, career-high 23 in 2019, 15 in 2018).
- Was named to the PFWA's All-Rookie team in 2018, becoming just the second Packers CB to be honored since 1974 (CB Casey Hayward, 2012).
- Earned second-team All-Atlantic Coast Conference recognition as a sophomore in 2016 after posting a team-high five INTs (tied for No. 11 in the country) along with a career-best 39 tackles (31 solo) and 14 passes defended.

On the first play of the fourth quarter, forced RB Tyler Allgeier out of bounds for no gain on second-and-3...**Vs. L.A. Rams (Nov. 5):** Led the way with seven tackles (six solo), a tackle for a loss and two passes defended. Early in the first quarter, stayed home and made a tackle of WR Ben Skowronek for a loss of 2 yards on third-and-1. Both of his passes defended came on second downs while covering WR Cooper Kupp, including a leaping deflection into the hands of S Anthony Johnson Jr. early in the fourth quarter. The ensuing drive resulted in a field goal to give Green Bay a 13-3 lead...**Vs. Chicago (Jan. 7):** Recorded two tackles (both solo) and a pass defended when he broke up a pass in the end zone to TE Robert Tonyan with Green Bay up by eight points early in the fourth quarter...**At Dallas (NFC Wild Card, Jan. 14):** Played on 52 defensive snaps, missing some time in the second half due to an ankle injury. Recorded seven tackles (three solo) and a pass defended, and jumped an in route by WR Brandin Cooks to pick off QB Dak Prescott at the Dallas 19 late in the first quarter. The Packers scored on the ensuing drive to go up, 14-0.

2022: Started 16 games, was named to his second career Pro Bowl (2020) and earned second-team AP All-Pro honors for the second time (2020)...Finished with 56 tackles (43 solo), a career-best four tackles for a loss and a team-high 14 passes defended...Led the team with a career-high five INTs (t-No. 5 in the league)...Tied for No. 2 in the NFL with two INT returns of 20-plus yards...Tied with teammate CB Rasul Douglas and Dallas CB DaRon Bland for the most fourth-quarter INTs (four) in the NFL...According to Stathead.com, allowed a passer rating of 63.7, the eighth lowest in the NFL (min. 50 targets)...Missed most of Week 3 and all of Week 4 with a groin injury...**Vs. Chicago (Sept. 18):** Posted three tackles (two solo), a tackle for a loss, a pass defended and with just over two minutes left in the game, cut in front of WR Equanimeous St. Brown to pick

off a QB Justin Fields pass at the Chicago 39-yard line...**Vs. N.Y. Jets (Oct. 16):** Recorded three tackles (all solo) and a game-high three passes defended to tie for the third most in a game in his career. Two of the three passes defended came on third down, forcing a 53-yard field goal that was missed and a punt...**At Buffalo (Oct. 30):** Registered a tackle (assist) and a team-best four passes defended (tied for second most in a single game in his career), and intercepted QB Josh Allen at the Green Bay 3 with just over 10 minutes left in the fourth quarter...**At Detroit (Nov. 6):** Posted two tackles (both solo) and a pass defended, and picked off QB Jared Goff just across midfield early in the third quarter and returned it 29 yards to the Detroit 29. It marked the first time he registered INTs in back-to-back games...**Vs. Dallas (Nov. 13):** Posted a season-best nine tackles (seven solo) and a pass defended. It was the third-most tackles he recorded in a regular-season game in his career and the most since 2018...**At Chicago (Dec. 4):** Tied for No. 2 on the team with seven tackles (six solo) and led the team with two tackles for a loss. Also recorded an INT when he picked off Fields for the second time on the season after he stepped in front of St. Brown at the Green Bay 29 on a first down with just under three minutes to play. Became the first Packer since S Nick Collins in 2009 to have an INT in both games against the Bears...**At Miami (Dec. 25):** Posted four tackles (all solo) and a pass defended, and intercepted QB Tua Tagovailoa early in the fourth quarter, returning it 23 yards to the Miami 14. The Packers would get a FG on the ensuing drive to take a 23-20 lead, a lead they would not relinquish...**Vs. Minnesota (Jan. 1):** Registered a pass defended. Primarily matched up with WR Justin Jefferson, who finished with one reception for 15 yards on five targets. It was the fewest receptions and second-fewest receiving yards Jefferson had posted in 49 career games played.

2021: Started the first four contests, posting 13 tackles (nine solo), an INT and three passes defended...Was voted a captain by his teammates for the first time in his career...Suffered a shoulder injury in Week 4 and was placed on injured reserve on Oct. 9...Activated off injured reserve on Dec. 29...Placed on reserve/COVID-19 list on Jan. 2 and was taken off the list on Jan. 7...**At New Orleans (Sept. 12):** Started and tied for the second-most snaps played on defense (56), recording four tackles (two solo)...**At San Francisco (Sept. 26):** Tied for No. 3 on the team with five tackles (four solo), led the team with a season-high three passes defended and posted his first INT of the season, picking off QB Jimmy Garoppolo and returning the INT 30 yards to the San Francisco 32 in the second quarter. It was the second-longest INT return of his career (37 yards at Dallas, Oct. 6, 2019)...**Vs. San Francisco (NFC Divisional, Jan. 22):** Returned from injury for his first action since Week 4 and played on eight defensive snaps.

2020: Named to his first career Pro Bowl, earned second-team AP All-Pro honors and was selected to the All-NFC team by the PFWA...Started all 15 games he appeared in and led the team with 13 passes defended and tied for No. 4 on the team in INTs (one), while also registering 51 tackles (40 solo), a sack, two tackles for a loss, a QB hit and a forced fumble...Missed Week 10 due to injury (concussion/hand)...Started both playoff contests, recording four tackles (three solo), a tackle for a loss,

two INTs and three passes defended...**At Minnesota (Sept. 13):** Posted five tackles (four solo, tied for No. 2 on the team), a tackle for a loss, a QB hit, a pass defended, an INT and a sack for a safety. With Minnesota on its own 4-yard line early in the second quarter, blitzed off the left side and went untouched to sack QB Kirk Cousins for a safety. Became the first Packers DB with a safety since Doug Hart in the 1971 season opener at the N.Y. Giants. According to Sportradar, Alexander and Hart (1971) are the only Packers to register an INT and a safety in the same game (since 1948). With 34 seconds left in the first half, picked off Cousins on a deep pass down the right side intended for WR Adam Thielen, giving GB the ball at the Vikings' 41-yard line. Two plays later, the Packers scored on a 45-yard pass from QB Aaron Rodgers to WR Marquez Valdes-Scantling to take a 22-7 lead. Became the fifth NFL player to record a sack, an INT and a safety in a single game since 2000, joining Rocky Boiman (Week 4, 2003), Calais Campbell (Week 5, 2016), James Harrison (Week 11, 2008) and Adalius Thomas (Week 2, 2006)...**At New Orleans (Sept. 27):** Tallied three tackles (all solo), a tackle for a loss and a pass defended. Early in the second quarter, tackled RB Alvin Kamara for a loss of 2 yards to force a third-and-10 the Saints didn't convert, forcing a punt. According to NFL Next Gen Stats, played 38 coverage snaps and allowed just one reception on two targets as the nearest defender...**At Tampa Bay (Oct. 18):** Recorded two tackles (both solo) and according to NFL Next Gen Stats, shadowed WR Mike Evans on 19 of his 24 routes (79.2%) and was only targeted once (zero receptions)...**Vs. Tennessee (Dec. 27):** Posted two tackles (one solo) and a season-high three passes defended. With 8:32 left in the game and the Titans at the Green Bay 9, broke up a pass intended for TE Jonnu Smith on fourth-and-4...**At Chicago (Jan. 3):** Registered three tackles (two solo), a forced fumble and a pass defended. With under eight minutes to play in the first half, hit TE Cole Kmet after a 1-yard gain and then ripped the ball out as both were falling toward the ground. LB Rashan Gary recovered the fumble at the Chicago 23 and GB scored a TD on the ensuing drive to take a 21-10 lead...**Vs. L.A. Rams (NFC Divisional, Jan. 16):** Recorded a tackle for a loss, bringing down WR Robert Woods for a loss of 3 yards on second-and-10 with just under six minutes to play in the game and the Rams turned it over on downs two plays later. According to NFL Next Gen Stats, that was the only reception he allowed on three targets in the game...**Vs. Tampa Bay (NFC Championship, Jan. 24):** Led the defense with two INTs and three passes defended while also posting three tackles (two solo). Became just the seventh player in team history to record two-plus INTs in a playoff game.

2019: Started all 16 games and registered 63 tackles (41 solo), two INTs, a forced fumble, a fumble recovery and a team-high 23 passes defended (career best)...Was named an alternate for the Pro Bowl...Started both postseason games and ranked No. 2 on the team with 13 tackles (10 solo) and a pass defended...**Vs. Minnesota (Sept. 15):** Recorded five tackles (three solo) and a season-high four passes defended. Late in the first half, broke up a Cousins pass over the middle in the end zone intended for WR Stefon Diggs on second-and-goal from the 13...**Vs. Denver (Sept. 22):** Posted six tackles (all solo), a forced fumble, a fumble recovery and two passes

**GREEN BAY PACKERS, 1969-2023
FIRST-TEAM AP ALL-PRO & PRO BOWL STARTER**

2021	Davante Adams, WR	2009	Charles Woodson, CB	1996	LeRoy Butler, S
	Aaron Rodgers, QB	2004	William Henderson, FB		Brett Favre, QB
2020	Davante Adams, WR	2000	Darren Sharper, S	1995	Brett Favre, QB
	David Bakhtiari, T	1998	LeRoy Butler, S		Reggie White, DE
	Aaron Rodgers, QB		Antonio Freeman, WR	1992	Sterling Sharpe, WR
2014	John Kuhn, FB		Reggie White, DE	1989	Tim Harris, LB
2011	Aaron Rodgers, QB	1997	LeRoy Butler, S		Sterling Sharpe, WR
	Charles Woodson, CB		Brett Favre, QB	1969	Gale Gillingham, G
2010	Clay Matthews, LB				

defensed. On a first-and-goal from the 7 late in the first half, made a leaping deflection of QB Joe Flacco's pass intended for WR Emmanuel Sanders toward the back of the end zone. Registered his first forced fumble and fumble recovery as a pro on the same play early in the third quarter when he came up to rip the ball away from TE Noah Fant at the end of his 4-yard reception, giving the Packers the ball at the Denver 37...**At Dallas (Oct. 6):** Finished with three tackles (two solo), his first INT of the season and a team-high three passes defensed. On the Cowboys' opening drive, intercepted a Prescott pass that went off the hands of WR Amari Cooper, hauling in the ball at the Green Bay 16 and returning it 37 yards to the Dallas 47, a turnover that would lead to seven points for the Packers...**Vs. Detroit (Oct. 14):** Finished with two tackles (both solo) and two passes defensed. With the Packers trailing, 22-20, broke up QB Matthew Stafford's third-down pass over the middle intended for WR Marvin Jones to force a Detroit punt, giving Green Bay possession for what would turn out to be the game-winning drive...**Vs. Seattle (NFC Divisional, Jan. 12):** In first career postseason game, led the secondary with nine tackles (seven solo) and a pass defensed. On Seattle's opening drive of the game, broke up a deep pass from QB Russell Wilson intended for WR DK Metcalf near the sideline to force a three-and-out. Early in the fourth quarter with the Packers leading, 28-23, came off the left side to drill Wilson for a loss of yardage on the Seahawks' two-point conversion attempt.

2018: Appeared in 13 games with 11 starts and ranked No. 2 on the team with 76 tackles (61 solo)...Led the team with 15 passes defensed and added a half-sack, three tackles for a loss, an INT and a QB pressure...Was named to the PFWA's All-Rookie team, becoming just the second Packers CB to be honored since 1974 (Hayward, 2012)...Registered two tackles on special teams and returned four punts for 25 yards (6.3 avg.)...**Vs. Minnesota (Sept. 16):** Led the team with 10 tackles (seven solo) and added a tackle for a loss, a half-sack and a QB pressure. Midway through the first quarter on a third-and-10, came on a blitz from the slot and shook off a block from RB Dalvin Cook for a shared 6-yard sack of Cousins with LB Reggie Gilbert to force a punt. In overtime, drilled Diggs for a 1-yard loss on a pass in the flat on second-and-2...**At Washington (Sept. 23):** Made his first NFL start, opening at CB in place of an injured Kevin King (groin), and tied for third on the team with seven tackles (five solo)...**Vs. Buffalo (Sept. 30):** Started for the second straight week in place of an injured King, and posted two tackles (both assisted), his first career interception and two passes defensed. Late in the first half, picked off a deep pass from QB Josh Allen intended for WR Zay Jones in the end zone, returning the pick 27 yards out to the Green Bay 26...**At L.A. Rams (Oct. 28):** Finished with eight tackles (seven solo) and a career-high five passes defensed, the most by a Green Bay defender on the season. Midway through the second quarter, jumped with Cooks to make a leaping breakup in the end zone on a deep pass from Goff. Broke up two passes on the next series, including one over the middle intended for Woods on third-and-10 to force a Los Angeles punt...**At Minnesota (Nov. 25):** Finished with eight tackles (six solo), a tackle for a loss and a pass defensed. On Minnesota's second drive, drilled Thielen into Diggs, who made the catch on a screen but was driven back several yards, before chasing him down at the Minnesota 14 for a 10-yard loss...**Vs. Atlanta (Dec. 9):** Recorded a career-high 12 tackles (career-best 10 solo), a tackle for a loss and a pass defensed...**2018 Draft:** Selected by the Packers in the first round with the No. 18 overall selection, the second CB drafted.

COLLEGE: Played in 31 games with 19 starts during his three seasons with the Cardinals and registered 77 tackles (58 solo), two tackles for a loss, seven INTs, 22 passes defensed, a forced fumble and a fumble recovery...Posted a 9.9-yard average on 44 punt returns during his collegiate career, highlighted by a 10.5-yard average on 20 returns as a sophomore in 2016 that included a 69-yard touchdown return vs. Florida State (Sept. 17)...Earned his degree in criminal justice...**2017:** Played in six games with five starts, missing four contests due to a knee injury sustained in the season opener vs. Purdue...Recorded 19 tackles (13 solo), a tackle for a loss, an INT and five passes defensed...**2016:** Started all 13 games and earned second-team All-Atlantic Coast Conference recognition...Was tied for No. 11 in the country with a team-high five INTs...Recorded a career-high 39 tackles (31 solo) and a career-best 14 passes defensed along with a fumble recovery and a forced fumble...Returned 20 punts for 210 yards (10.5 avg.) and a TD...Contributed two punt returns of 60-plus yards vs. Florida State (Sept. 17), including a career-long 69-yard return for a TD in the 63-20 victory over the No. 2-ranked Seminoles...Recorded his first career two-INT game as he picked off QB Deshaun Watson twice and added two tackles (both solo) and a forced fumble at Clemson (Oct. 1)...Registered a season-high six tackles (all solo) and matched his career high with two interceptions, returning them for a total of 37 yards vs. Virginia (Nov. 11)...**2015:** Appeared in 12 games with one start as a true freshman, finishing the season with 19 tackles (14 solo), an INT and three passes defensed...Served as the team's primary punt returner, posting 23 returns for 223 yards (9.7 avg.)...Enrolled in school in January 2015 and participated in spring practice.

PERSONAL: Given name Jaire Zakar Alexander... First name is pronounced ji-air...Born in Philadelphia, Pa. ... Launched his youth and adult clothing line in 2022 called PLO (P-Low), peace ~ Love, which was created for individuals who participate in activities that promote internal peace such as yoga, meditation and being in nature...**High school:** Registered 30 tackles and four INTs at CB as a senior at Rocky River High School (Mint Hill, N.C.), adding 68 receptions for 1,123 yards (16.5 avg.) and 18 TDs as a wide receiver...Was selected to play in the Shrine Bowl of the Carolinas, competing on the North Carolina squad...Was ranked the fifth-best player in the state of North Carolina by Scout.com and No. 22 by Rivals.com...Also lettered one year in baseball...**Community involvement:** Participated in the Packers' Junior Power Pack Kids Clinic... Takes part in events and visits with kids at the Boys & Girls Club of Greater Green Bay...Held a skills and wellness camp for defensive backs in grades 9-12 in Mint Hill, N.C. ...Took part in an afternoon of interactive games and festivities with veterans at The Turn as part of the Huddle for Heroes military appreciation event...Helped Adrian Amos and his I'm Still Here Foundation surprise members of the local Boys & Girls Club of Greater Green Bay with a holiday shopping spree...Visited with kids at the Milwaukee Children's Hospital and helped build a playground with the Milwaukee police...Participated in charity events as a rookie with the United Way and The Salvation Army, and was part of the Green Bay Packers Give Back Bowling Event, which raised over \$60,000 for the College Comeback Program at Northeast Wisconsin Technical College (NWTCC)...Attended the Pulaski vs. Preble high school football game in 2018 to interact with fans and sign autographs to help raise money for the Vince Lombardi Cancer Foundation...Signed autographs to raise money for The Salvation Army...Visited hospitals while he was in college.

NFL debut: vs. Chicago, 9/9/18
First NFL start: at Washington, 9/23/18
First NFL sack: vs. Minnesota, 9/16/18 (½, K.Cousins)
First NFL interception: vs. Buffalo, 9/30/18 (J.Allen)

CAREER TRANSACTIONS

- 2018 Selected by Green Bay Packers in the first round (18th overall) of '18 NFL Draft, April 26 (pick obtained from Seattle along with a seventh-round choice for Packers' first-round pick that was originally obtained from New Orleans and a third-round choice and sixth-round pick)...Signed first contract, May 7.
- 2021 Placed on injured reserve (shoulder), Oct. 9...Activated off injured reserve, Dec. 29.
- 2022 Placed on reserve/COVID-19, Jan. 2...Activated off reserve/COVID-19, Jan. 7...Signed contract extension, May 18.
- 2023 Placed on reserve/suspended by the club for one game, Dec. 27.

JAIRE ALEXANDER'S NFL REGULAR-SEASON DEFENSIVE STATISTICS

YEAR	TEAM	GP	GS	TK	S	TACKLES				INTERCEPTIONS				ST			MISC										
						A	TFL	YDS	SK	YDS	QBH	NO	YDS	LG	TD	PD	FF	FR	TD	YDS	TK	S	A	FF	FR	S	A
2018	Packers	13	11	76	61	15	3	27	0.5	3.0	1	1	27	27	0	15	0	0	0	0	2	2	0	0	2	0	0
2019	Packers	16	16	63	41	22	2	4	0.0	0.0	0	2	37	37	0	23	1	1	0	0	0	0	0	0	0	0	0
2020	Packers	15	15	51	40	11	2	6	1.0	4.0	1	1	-4	0	13	1	0	0	0	0	0	0	0	0	0	0	0
2021	Packers	4	4	13	9	4	0	0	0.0	0.0	0	1	30	30	0	3	0	0	0	0	0	0	0	0	0	0	0
2022	Packers	16	16	56	43	13	4	11	0.0	0.0	0	5	59	29	0	14	0	0	0	0	0	0	0	0	0	0	0
2023	Packers	7	7	27	23	4	1	2	0.0	0.0	0	0	0	0	5	1	0	0	0	0	0	0	0	0	0	0	0
NFL TOTALS		71	69	286	217	69	12	50	1.5	7.0	2	10	149	37	0	73	3	1	0	0	2	2	0	0	2	0	0

JAIRE ALEXANDER'S NFL POSTSEASON DEFENSIVE STATISTICS

YEAR	TEAM	GP	GS	TK	S	TACKLES				INTERCEPTIONS				ST			MISC										
						A	TFL	YDS	SK	YDS	QBH	NO	YDS	LG	TD	PD	FF	FR	TD	YDS	TK	S	A	FF	FR	S	A
2019	Packers	2	2	13	10	3	0	0	0.0	0.0	0	0	0	0	0	1	0	0	0	0	0	0	0	0	0	0	0
2020	Packers	2	2	4	3	1	1	3	0.0	0.0	0	2	16	16	0	3	0	0	0	0	0	0	0	0	0	0	0
2021	Packers	1	0	0	0	0	0	0	0.0	0.0	0	0	0	0	0	0	0	0	0	0	0	0	0	0	0	0	0
2023	Packers	2	2	12	7	5	0	0	0.0	0.0	0	1	0	0	0	1	0	0	0	0	0	0	0	0	0	0	0
NFL TOTALS		7	6	29	20	9	1	3	0.0	0.0	0	3	16	16	0	5	0	0	0	0	0	0	0	0	0	0	0

SINGLE-GAME HIGHS: DEFENSIVE

Total Tackles	12 vs. Atlanta Falcons, Dec 09, 2018 10 vs. Minnesota Vikings, Sep 16, 2018	Fumble Recoveries	1 vs. Denver Broncos, Sep 22, 2019 2 at Chicago Bears, Dec 04, 2022
Solo Tackles	10 vs. Atlanta Falcons, Dec 09, 2018 7 vs. Dallas Cowboys, Nov 13, 2022 ...2 more at 7.	Tackles For Loss	1 vs. New York Giants, Oct 09, 2022 ...8 more at 1.
Sacks	1.0 at Minnesota Vikings, Sep 13, 2020 0.5 vs. Minnesota Vikings, Sep 16, 2018	Interceptions	1 at Miami Dolphins, Dec 25, 2022 1 at Chicago Bears, Dec 04, 2022 ...8 more at 1.
Passes Defensed	5 at Los Angeles Rams, Oct 28, 2018 4 at Buffalo Bills, Oct 30, 2022 ...1 more at 4.	Interception Return Yards	37 at Dallas Cowboys, Oct 06, 2019 30 at San Francisco 49ers, Sep 26, 2021
Forced Fumbles	1 at Carolina Panthers, Dec 24, 2023 1 at Chicago Bears, Jan 03, 2021 ...1 more at 1.	Safeties	1 at Minnesota Vikings, Sep 13, 2020

2023 GXG REGULAR SEASON (PACKERS)

DATE	OPPONENT	P/S	TK	S	A	SK	YDS	INT	PD	FF	FR
09/10	at Bears	S	3	3	0	0.0	0.0	0	1	0	0
09/17	at Falcons	S	5	5	0	0.0	0.0	0	1	0	0
09/24	Saints		INACTIVE/INJURY								
09/28	Lions		INACTIVE/INJURY								
10/09	at Raiders	S	3	1	2	0.0	0.0	0	0	0	0
10/22	at Broncos		INACTIVE/INJURY								
10/29	Vikings	S	4	3	1	0.0	0.0	0	0	0	0
11/05	Rams	S	7	6	1	0.0	0.0	0	2	0	0
11/12	at Steelers		INACTIVE/INJURY								
11/19	Chargers		INACTIVE/INJURY								
11/23	at Lions		INACTIVE/INJURY								
12/03	Chiefs		INACTIVE/INJURY								
12/11	at Giants		INACTIVE/INJURY								
12/17	Buccaneers		INACTIVE/INJURY								
12/24	at Panthers	S	3	3	0	0.0	0.0	0	0	1	0
12/31	at Vikings		RESERVE/TEAM SUSP.								
01/07	Bears	S	2	2	0	0.0	0.0	0	1	0	0
2023 TOTALS		7-7	27	23	4	0.0	0.0	0	5	1	0

2022 GXG REGULAR SEASON (PACKERS)

DATE	OPPONENT	P/S	TK	S	A	SK	YDS	INT	PD	FF	FR
09/11	at Vikings	S	5	4	1	0.0	0.0	0	0	0	0
09/18	Bears	S	3	2	1	0.0	0.0	1	1	0	0
09/25	at Buccaneers	S	0	0	0	0.0	0.0	0	0	0	0
10/02	Patriots		INACTIVE/INJURY								
10/09	Giants	S	5	4	1	0.0	0.0	0	0	0	0
10/16	Jets	S	3	3	0	0.0	0.0	0	3	0	0
10/23	at Commanders	S	3	2	1	0.0	0.0	0	0	0	0
10/30	at Bills	S	1	0	1	0.0	0.0	1	4	0	0
11/06	at Lions	S	2	2	0	0.0	0.0	1	1	0	0
11/13	Cowboys	S	9	7	2	0.0	0.0	0	1	0	0
11/17	Titans	S	4	2	2	0.0	0.0	0	0	0	0
11/27	at Eagles	S	6	4	2	0.0	0.0	0	1	0	0
12/04	at Bears	S	7	6	1	0.0	0.0	1	1	0	0
12/19	Rams	S	1	1	0	0.0	0.0	0	0	0	0
12/25	at Dolphins	S	4	4	0	0.0	0.0	1	1	0	0
01/01	Vikings	S	0	0	0	0.0	0.0	0	1	0	0
01/08	Lions	S	3	2	1	0.0	0.0	0	0	0	0
2022 TOTALS		16-16	56	43	13	0.0	0.0	5	14	0	0

2023 GXG POSTSEASON (PACKERS)

DATE	OPPONENT	P/S	TK	S	A	SK	YDS	INT	PD	FF	FR
01/14	at Cowboys	S	7	3	4	0.0	0.0	1	1	0	0
01/20	at 49ers	S	5	4	1	0.0	0.0	0	0	0	0
2023 TOTALS		2-2	12	7	5	0.0	0.0	1	1	0	0

2021 GXG REGULAR SEASON (PACKERS)

DATE	OPPONENT	P/S	TK	S	A	SK	YDS	INT	PD	FF	FR
09/12	at Saints	S	4	2	2	0.0	0.0	0	0	0	0
09/20	Lions	S	4	3	1	0.0	0.0	0	0	0	0
09/26	at 49ers	S	5	4	1	0.0	0.0	1	3	0	0
10/03	Steelers	S	0	0	0	0.0	0.0	0	0	0	0
10/10	at Bengals		INJURED RESERVE								
10/17	at Bears		INJURED RESERVE								
10/24	Washington		INJURED RESERVE								
10/28	at Cardinals		INJURED RESERVE								
11/07	at Chiefs		INJURED RESERVE								
11/14	Seahawks		INJURED RESERVE								
11/21	at Vikings		INJURED RESERVE								
11/28	Rams		INJURED RESERVE								
12/12	Bears		INJURED RESERVE								
12/19	at Ravens		INJURED RESERVE								
12/25	Browns		INJURED RESERVE								
01/02	Vikings		INJURED RESERVE								
01/09	at Lions		INACTIVE/INJURY								
2021 TOTALS		4-4	13	9	4	0.0	0.0	1	3	0	0

2021 GXG POSTSEASON (PACKERS)

DATE	OPPONENT	P/S	TK	S	A	SK	YDS	INT	PD	FF	FR
01/22	49ers	P	0	0	0	0.0	0.0	0	0	0	0
2021 TOTALS		1-0	0	0	0	0.0	0.0	0	0	0	0

2019 GXG REGULAR SEASON (PACKERS)

DATE	OPPONENT	P/S	TK	S	A	SK	YDS	INT	PD	FF	FR
09/05	at Bears	S	6	2	4	0.0	0.0	0	2	0	0
09/15	Vikings	S	5	3	2	0.0	0.0	0	4	0	0
09/22	Broncos	S	6	6	0	0.0	0.0	0	2	1	1
09/26	Eagles	S	2	1	1	0.0	0.0	0	0	0	0
10/06	at Cowboys	S	3	2	1	0.0	0.0	1	3	0	0
10/14	Lions	S	2	2	0	0.0	0.0	0	2	0	0
10/20	Raiders	S	3	1	2	0.0	0.0	0	0	0	0
10/27	at Chiefs	S	5	4	1	0.0	0.0	0	1	0	0
11/03	at Chargers	S	2	1	1	0.0	0.0	0	1	0	0
11/10	Panthers	S	7	5	2	0.0	0.0	0	1	0	0
11/24	at 49ers	S	3	0	3	0.0	0.0	0	1	0	0
12/01	at Giants	S	2	2	0	0.0	0.0	0	1	0	0
12/08	Redskins	S	3	1	2	0.0	0.0	0	1	0	0
12/15	Bears	S	8	6	2	0.0	0.0	1	2	0	0
12/23	at Vikings	S	2	2	0	0.0	0.0	0	1	0	0
12/29	at Lions	S	4	3	1	0.0	0.0	0	1	0	0
2019 TOTALS		16-16	63	41	22	0.0	0.0	2	23	1	1

2019 GXG POSTSEASON (PACKERS)

DATE	OPPONENT	P/S	TK	S	A	SK	YDS	INT	PD	FF	FR
01/12	Seahawks	S	9	7	2	0.0	0.0	0	1	0	0
01/19	at 49ers	S	4	3	1	0.0	0.0	0	0	0	0
2019 TOTALS		2-2	13	10	3	0.0	0.0	0	1	0	0

2020 GXG REGULAR SEASON (PACKERS)

DATE	OPPONENT	P/S	TK	S	A	SK	YDS	INT	PD	FF	FR
09/13	at Vikings	S	5	4	1	1.0	4.0	1	1	0	0
09/20	Lions	S	5	3	2	0.0	0.0	0	0	0	0
09/27	at Saints	S	3	3	0	0.0	0.0	0	1	0	0
10/05	Falcons	S	6	4	2	0.0	0.0	0	0	0	0
10/18	at Buccaneers	S	2	2	0	0.0	0.0	0	0	0	0
10/25	at Texans	S	0	0	0	0.0	0.0	0	1	0	0
11/01	Vikings	S	5	5	0	0.0	0.0	0	0	0	0
11/05	at 49ers	S	1	1	0	0.0	0.0	0	0	1	0
11/15	Jaguars		INACTIVE/INJURY								
11/22	at Colts	S	6	4	2	0.0	0.0	0	2	0	0
11/29	Bears	S	6	5	1	0.0	0.0	0	0	0	0
12/06	Eagles	S	1	1	0	0.0	0.0	0	2	0	0
12/13	at Lions	S	3	2	1	0.0	0.0	0	1	0	0
12/19	Panthers	S	3	3	0	0.0	0.0	0	1	0	0
12/27	Titans	S	2	1	1	0.0	0.0	0	3	0	0
01/03	at Bears	S	3	2	1	0.0	0.0	0	1	1	0
2020 TOTALS		15-15	51	40	11	1.0	4.0	1	13	1	0

2020 GXG POSTSEASON (PACKERS)

DATE	OPPONENT	P/S	TK	S	A	SK	YDS	INT	PD	FF	FR
01/16	Rams	S	1	1	0	0.0	0.0	0	0	0	0
01/24	Buccaneers	S	3	2	1	0.0	0.0	2	3	0	0
2020 TOTALS		2-2	4	3	1	0.0	0.0	2	3	0	0

2018 GXG REGULAR SEASON (PACKERS)

DATE	OPPONENT	P/S	TK	S	A	SK	YDS	INT	PD	FF	FR
09/09	Bears	P	3	3	0	0.0	0.0	0	1	0	0
09/16	Vikings	P	10	7	3	0.5	3.0	0	0	0	0
09/23	at Redskins	S	7	5	2	0.0	0.0	0	0	0	0
09/30	Bills	S	2	0	2	0.0	0.0	1	2	0	0
10/07	at Lions		INACTIVE/INJURY								
10/15	49ers		INACTIVE/INJURY								
10/28	at Rams	S	8	7	1	0.0	0.0	0	5	0	0
11/04	at Patriots	S	5	4	1	0.0	0.0	0	2	0	0
11/11	Dolphins	S	5	5	0	0.0	0.0	0	1	0	0
11/15	at Seahawks	S	6	6	0	0.0	0.0	0	0	0	0
11/25	at Vikings	S	8	6	2	0.0	0.0	0	1	0	0
12/02	Cardinals	S	1	1	0	0.0	0.0	0	1	0	0
12/09	Falcons	S	12	10	2	0.0	0.0	0	1	0	0
12/16	at Bears	S	4	3	1	0.0	0.0	0	1	0	0
12/23	at Jets	S	5	4	1	0.0	0.0	0	0	0	0
12/30	Lions		INACTIVE/INJURY								
2018 TOTALS		13-11	76	61	15	0.5	3.0	1	15	0	0

EARNING THE HONOR

While the Packers achieved the ultimate team success on the field in 2010, winning the franchise's 13th world championship and fourth Super Bowl, there were also a number of individual accolades that accompanied the collective accomplishment.

When the initial voting for the Pro Bowl was released, five Green Bay players (T Chad Clifton, S Nick Collins, WR Greg Jennings, LB Clay Matthews and CB Charles Woodson) were named to the NFC's all-star team. Following the addition of three alternates (WR Donald Driver, LB A.J. Hawk and CB Tramon Williams), the Packers' list grew to eight players. The eight selections were tied for the third most in team history and were the largest representation the organization had on the Pro Bowl roster since it sent nine in 1967.

Fortunately, though, none of the Packers' selections ever appeared in the game (played Jan. 30, 2011), as they were preoccupied with preparations for the upcoming Super Bowl XLV on Feb. 6.

A look at the most-represented Packers teams in terms of Pro Bowl selections since the game's inception following the 1938 season. The Packers played as a team in the 1939 game and therefore that year isn't included.

Number of players selected	Season	Players
9	1962	LB B.Forester, T F.Gregg, G J.Kramer, TE R.Kramer, RB T.Moore, C J.Ringo, QB B.Starr, FB J.Taylor, S W.Wood
9	1967	CB H.Adderley, K D.Chandler, DE W.Davis, WR B.Dowler, T F.Gregg, DB B.Jeter, G J.Kramer, LB D.Robinson, S W.Wood
8	1960	LB D.Curie, LB B.Forester, T F.Gregg, RB P.Hornung, DT H.Jordan, C J.Ringo, QB B.Starr, FB J.Taylor
8	1961	LB B.Forester, T F.Gregg, DT H.Jordan, E Max McGee, C J.Ringo, QB B.Starr, FB J.Taylor, DE J.Whittenton
8	1963	CB H.Adderley, DE W.Davis, T F.Gregg, DT H.Jordan, G J.Kramer, C J.Ringo, FB J.Taylor, DB J.Whittenton
8	1966	CB H.Adderley, DE W.Davis, T F.Gregg, DT H.Jordan, LB D.Robinson, T B.Skoronski, QB B.Starr, S W.Wood
8	2010	T C.Clifton, S N.Collins, WR D.Driver, LB A.Hawk, WR G.Jennings, LB C.Matthews, CB T.Williams, CB C.Woodson



ZAYNE ANDERSON

39

SAFETY

Brigham Young

Second NFL Season

Second Packers Season

Ht: 6-2 >> Wt: 206 >> Born: January 3, 1997 >> NFL Games Played/Started: 17/0 >> Acquired: W-23 (Buf.)

PRO HIGHLIGHTS:

- > Posted career highs in games played (10) and special teams tackles (four) in his first season with the Packers.
- > Played in three regular-season games with the Chiefs in 2022.
- > Saw action in four regular-season games as a rookie for Kansas City in 2021 and appeared in three postseason contests.
- > Recorded a tackle on special teams in both the 2021 regular and postseason.
- > Was originally signed by the Chiefs as an undrafted free agent on May 14, 2021.

2023 SEASON: Played in a career-high 10 games, recording a career-best four tackles on special teams (tied for No. 4 on the team)...Was inactive for the other seven games (Weeks 1-7), including four due to a hamstring injury (Weeks 3-6)...Appeared in both postseason contests, recording a solo tackle on defense and a tackle on special teams...**vs. L.A. Rams (Nov. 5):** Recorded a tackle in seven snaps of work on special teams in his Green Bay debut...**At Pittsburgh (Nov. 12):** Logged 12 special teams snaps, recording a tackle when he combined with LB Kristian Welch to take down RB Anthony McFarland Jr. on a kickoff return in the third quarter...**vs. L.A. Chargers (Nov. 19):** Appeared on 14 special teams snaps, recording one tackle...**At Detroit (Nov. 23):** Played 14 snaps on special teams, downing a punt on the Detroit 3 after CB Robert Rochell tipped it to him before it entered the end zone in the third quarter...**vs. Chicago (Jan. 7):** Appeared on nine special teams snaps, recording a tackle on kickoff coverage...**At Dallas (NFC Wild Card, Jan. 14):** Played 13 snaps on both defense and special teams, making a solo tackle on defense and a tackle on special teams on kickoff coverage...**At San Francisco (NFC Divisional, Jan. 20):** Logged 13 snaps on special teams.

2022: Appeared in three regular-season games for the Chiefs (Oct. 16 vs. Buffalo / Nov. 27 vs. L.A. Rams / Dec. 4 at Cincinnati) and spent the rest of the regular season and all the postseason on Kansas City's practice squad.

2021: Saw action in four regular-season games and three playoff contests...Posted one special teams tackle in the regular season (Dec. 26 vs. Pittsburgh) and one in the postseason (Jan. 16 vs. Pittsburgh, Divisional Playoff)...Spent the majority of his rookie season on the practice squad...**2021 Draft:** Signed by Kansas City as an undrafted free agent on May 14, 2021.

COLLEGE: Appeared in 50 games with 28 starts as a linebacker/defensive back (2015-2020), recording 162 tackles (105 solo), 1½ tackles for a loss, three interceptions, three forced fumbles, two fumble recoveries and six passes defended...Earned a degree in sociology with a minor in business...**2020:** Started all 11 games he played, recording 41 tackles (24 solo) and two passes defended (tied career high)...Registered seven tackles (five solo) at Houston (Oct. 16)...Posted a season-high eight tackles (five solo) at Coastal Carolina (Dec. 5)...**2019:** Appeared in two games with one start before an injury ended his season as he took a medical redshirt...Recorded a season-

AT A GLANCE ...



- Claimed off waivers by the Green Bay Packers from the Buffalo Bills after the 2023 training camp and set career highs in games played (10) and special teams tackles (four, tied for No. 4 on the team).
- Originally signed as an undrafted free agent in 2021 by the Kansas City Chiefs and spent time on the Chiefs' practice squad in 2021-22, appearing in seven games and posting a tackle on special teams during the regular season.
- Has also played in five postseason contests (two for the Packers and three for the Chiefs), totaling two tackles on special teams and one (solo) on defense.
- Appeared in 50 games as a linebacker/defensive back at Brigham Young (2015-20), recording 162 tackles. Redshirted in 2018 and medically redshirted in 2019, serving as a team captain both seasons.

high seven tackles (six solo), including a shared tackle for a loss, and a pass defended vs. Utah (Aug. 29)...**2018:** Started all four games he played in before redshirting due to injury, recording 36 tackles (23 solo) and an INT...Led the team with a career-high 12 tackles (nine solo) vs. California (Sept. 8), including a tackle for a loss...Led the secondary with 11 tackles (five solo) and an interception at No. 6-ranked Wisconsin (Sept. 15), picking off QB Alex Hornibrook early in the third quarter and returning it 12 yards to the Wisconsin 27 in the 24-21 win...**2017:** Started all 12 games he played in, recording career highs in tackles (61), solo tackles (41), interceptions (two), forced fumbles (team-high three) and passes defended (two)...Made his first start as a Cougar and posted four tackles (three solo) and his first career INT vs. Portland State (Aug. 26)...Led the secondary with nine tackles (six solo) and a forced fumble at East Carolina (Oct. 21)...**2016:** Appeared in a career-high 13 games, finishing with 11 tackles (six solo) and a fumble recovery...Registered two tackles (one solo) and his first career fumble recovery at Boise State (Oct. 20)...**2015:** Appeared in eight games as a true freshman and recorded three tackles (all solo).

PERSONAL: Given name Zayne Robert Anderson...Born in Salt Lake City, Utah...**High school:** Played running back and safety at Stansbury High School in Stansbury Park, Utah...Saw action in 27 varsity games, registering 147 tackles (114 solo) along with six interceptions and a sack as well as 442 rushing yards and nine TDs on 59 carries...Despite only playing in seven games as a senior due to injuries, earned second-team all-state honors from the *Salt Lake Tribune* and *Deseret News*...Also named All-Tribune by the *Salt Lake Tribune* in 2014...Was an all-region selection for his 53 tackles and four interceptions defensively as a sophomore in 2012...Also ran track, finishing first in the state in the 4x100m, 100m, 200m and medley relay.

VETERANS

COMMUNITY

ADMIN. & COACHES

ANDERSON

DRAFT & FREE AGENTS

2023 REVIEW

RECORDS & HISTORY

LAMBEAU FIELD

MISC.

NFL debut: vs. Cleveland, 9/12/21

CAREER TRANSACTIONS

- 2021 Signed by Kansas City Chiefs as an undrafted free agent, May 14...Released by Chiefs, Aug. 31...Signed by Chiefs to practice squad, Sept. 1...Elevated from practice squad to active roster for gameday, Sept. 11...Signed to active roster from practice squad, Dec. 14.
- 2022 Released by Chiefs, Aug. 30...Signed by Chiefs to practice squad, Aug. 31...Elevated from practice squad to active roster for gameday, Oct. 15...Elevated from practice squad to active roster for gameday, Nov. 26...Elevated from practice squad to active roster for gameday, Dec. 3.
- 2023 Signed by Buffalo Bills as free agent, Feb. 17...Released by Bills, Aug. 29...Claimed off waivers by Green Bay Packers, Aug. 31.

ZAYNE ANDERSON'S NFL REGULAR-SEASON DEFENSIVE STATISTICS

YEAR	TEAM	GP	GS	TACKLES						INTERCEPTIONS						ST				MISC						
				TK	S	A	TFL	YDS	SK	YDS	QBH	NO	YDS	LG	TD	PD	FF	FR	TD	YDS	TK	S	A	FF	FR	S
2021	Chiefs	4	0	0	0	0	0	0	0.0	0.0	0	0	0	0	0	0	0	0	0	1	1	0	0	0	0	0
2022	Chiefs	3	0	0	0	0	0	0	0.0	0.0	0	0	0	0	0	0	0	0	0	0	0	0	0	0	0	
2023	Packers	10	0	0	0	0	0	0	0.0	0.0	0	0	0	0	0	0	0	0	0	4	3	1	0	0	0	0
NFL TOTALS		17	0	0	0	0	0	0	0.0	0.0	0	0	0	0	0	0	0	0	5	4	1	0	0	0	0	

ZAYNE ANDERSON'S NFL POSTSEASON DEFENSIVE STATISTICS

YEAR	TEAM	GP	GS	TACKLES						INTERCEPTIONS						ST				MISC						
				TK	S	A	TFL	YDS	SK	YDS	QBH	NO	YDS	LG	TD	PD	FF	FR	TD	YDS	TK	S	A	FF	FR	S
2021	Chiefs	3	0	0	0	0	0	0	0.0	0.0	0	0	0	0	0	0	0	0	0	1	1	0	0	0	0	0
2023	Packers	2	0	1	1	0	0	0	0.0	0.0	0	0	0	0	0	0	0	0	0	1	1	0	0	0	0	0
NFL TOTALS		5	0	1	1	0	0	0	0.0	0.0	0	0	0	0	0	0	0	0	2	2	0	0	0	0	0	

SINGLE-GAME HIGHS: SPECIAL TEAMS

Special Teams Tackles 1 vs. Chicago Bears, Jan 07, 2024 1 at Pittsburgh Steelers, Nov 12, 2023 1 vs. Pittsburgh Steelers, Dec 26, 2021
 1 vs. Los Angeles Chargers, Nov 19, 2023 1 vs. Los Angeles Rams, Nov 05, 2023

2023 GXG REGULAR SEASON (PACKERS)

DATE	OPPONENT	P/S	TK	S	A	SK	YDS	INT	PD	FF	FR	
09/10	at Bears		INACTIVE									
09/17	at Falcons		INACTIVE									
09/24	Saints		INACTIVE/INJURY									
09/28	Lions		INACTIVE/INJURY									
10/09	at Raiders		INACTIVE/INJURY									
10/22	at Broncos		INACTIVE/INJURY									
10/29	Vikings		INACTIVE									
11/05	Rams	P	0	0	0	0	0	0	0	0	0	
11/12	at Steelers	P	0	0	0	0	0	0	0	0	0	
11/19	Chargers	P	0	0	0	0	0	0	0	0	0	
11/23	at Lions	P	0	0	0	0	0	0	0	0	0	
12/03	Chiefs	P	0	0	0	0	0	0	0	0	0	
12/11	at Giants	P	0	0	0	0	0	0	0	0	0	
12/17	Buccaneers	P	0	0	0	0	0	0	0	0	0	
12/24	at Panthers	P	0	0	0	0	0	0	0	0	0	
12/31	at Vikings	P	0	0	0	0	0	0	0	0	0	
01/07	Bears	P	0	0	0	0	0	0	0	0	0	
2023 TOTALS	10-0		0	0	0	0	0	0	0	0	0	

2023 GXG POSTSEASON (PACKERS)

DATE	OPPONENT	P/S	TK	S	A	SK	YDS	INT	PD	FF	FR
01/14	at Cowboys	P	1	1	0	0	0	0	0	0	0
01/20	at 49ers	P	0	0	0	0	0	0	0	0	0
2023 TOTALS	2-0		1	1	0	0	0	0	0	0	0

2021 GXG REGULAR SEASON (CHIEFS)

DATE	OPPONENT	P/S	TK	S	A	SK	YDS	INT	PD	FF	FR	
09/12	Browns	P	0	0	0	0	0	0	0	0	0	
09/19	at Ravens		PRACTICE SQUAD									
09/26	Chargers		PRACTICE SQUAD									
10/03	at Eagles		PRACTICE SQUAD									
10/10	Bills		PRACTICE SQUAD									
10/17	at Washington		PRACTICE SQUAD									
10/24	at Titans		PRACTICE SQUAD									
11/01	Giants		PRACTICE SQUAD									
11/07	Packers		PRACTICE SQUAD									
11/14	at Raiders		PRACTICE SQUAD									
11/21	Cowboys		PRACTICE SQUAD									
12/05	Broncos		PRACTICE SQUAD									
12/12	Raiders		PRACTICE SQUAD									
12/16	at Chargers		INACTIVE									
12/26	Steelers	P	0	0	0	0	0	0	0	0	0	
01/02	at Bengals	P	0	0	0	0	0	0	0	0	0	
01/08	at Broncos	P	0	0	0	0	0	0	0	0	0	
2021 TOTALS	4-0		0	0	0	0	0	0	0	0	0	

2021 GXG POSTSEASON (CHIEFS)

DATE	OPPONENT	P/S	TK	S	A	SK	YDS	INT	PD	FF	FR
01/16	Steelers	P	0	0	0	0	0	0	0	0	0
01/23	Bills	P	0	0	0	0	0	0	0	0	0
01/30	Bengals	P	0	0	0	0	0	0	0	0	0
2021 TOTALS	3-0		0	0	0	0	0	0	0	0	0

2022 GXG REGULAR SEASON (CHIEFS)

DATE	OPPONENT	P/S	TK	S	A	SK	YDS	INT	PD	FF	FR	
09/11	at Cardinals		PRACTICE SQUAD									
09/15	Chargers		PRACTICE SQUAD									
09/25	at Colts		PRACTICE SQUAD									
10/02	at Buccaneers		PRACTICE SQUAD									
10/10	Raiders		PRACTICE SQUAD									
10/16	Bills	P	0	0	0	0	0	0	0	0	0	
10/23	at 49ers		PRACTICE SQUAD									
11/06	Titans		PRACTICE SQUAD									
11/13	Jaguars		PRACTICE SQUAD									
11/20	at Chargers		PRACTICE SQUAD									
11/27	Rams	P	0	0	0	0	0	0	0	0	0	
12/04	at Bengals	P	0	0	0	0	0	0	0	0	0	
12/11	at Broncos		PRACTICE SQUAD									
12/18	at Texans		PRACTICE SQUAD									
12/24	Seahawks		PRACTICE SQUAD									
01/01	Broncos		PRACTICE SQUAD									
01/07	at Raiders		PRACTICE SQUAD									
2022 TOTALS	3-0		0	0	0	0	0	0	0	0	0	

2022 GXG POSTSEASON (CHIEFS)

DATE	OPPONENT	P/S	TK	S	A	SK	YDS	INT	PD	FF	FR	
01/21	Jaguars		PRACTICE SQUAD									
01/29	Bengals		PRACTICE SQUAD									
2022 TOTALS			0	0	0	0	0	0	0	0	0	



» COREY BALLENTINE

26

CORNERBACK
Washburn

Sixth NFL Season
Third Packers Season

Ht: 5-11 » Wt: 196 » Born: April 13, 1996 » NFL Games Played/Started: 54/10 » Acquired: FA-22

PRO HIGHLIGHTS:

- ▶ Played in 14 games in 2023 and set career highs in starts (six), tackles (39), solo tackles (27) and passes defended (seven, No. 2 on the team), and recorded his first career interception. Also finished tied for No. 4 on the team in special teams tackles (four).
- ▶ Saw his first postseason action in the 2023 playoffs, playing in both contests and recording five tackles (four solo).
- ▶ Appeared in the final eight games for Green Bay in 2022, recording four tackles on special teams and an assisted tackle on defense.
- ▶ In 2020, played for the Giants (nine games, two starts) and the Jets (six games), posting 21 kickoff returns for 505 yards (24.0 avg.) and 10 special teams tackles to become one of just six players from 2011-20 with 20-plus kickoff returns and 10-plus special teams tackles in the same season.
- ▶ Ranked No. 7 in the NFL in 2020 in kickoff return average (24.0), including a career-long 66-yard return.
- ▶ Was one of only six players in the league to register a kickoff return of 50-plus yards in both 2019 and 2020.
- ▶ As a rookie with the Giants in 2019, appeared in 13 games with two starts, registering a 25 tackles (20 solo), a QB hit and two passes defended as well as a tackle on special teams. Also returned 10 kickoffs for 256 yards (25.6 avg.) with a long of 52 yards.
- ▶ Was selected by the Giants in the sixth round (No. 180 overall) of the 2019 NFL Draft, becoming just the fourth player from Washburn University to be drafted.

2023 SEASON: Played in 14 games with a career-high six starts and recorded a career-best 39 tackles (27 solo), an interception and a career-high seven passes defended (No. 2 on the team)...Was tied for No. 4 on the team in special teams tackles (four)...Appeared in both postseason contests, recording five tackles (four solo)...Was elevated from the practice squad to the active roster in Weeks 3-5...Was signed to the active roster from the practice squad on Oct. 25...**Vs. New Orleans (Sept. 24):** Played 30 snaps on defense, recording four tackles (all solo) and a pass defended...**At Pittsburgh (Nov. 12):** Made his first career start as a Packer in place of injured CB Jaire Alexander (shoulder) and played all 65 snaps on defense, recording six tackles (three solo) and a career-high two passes defended. Forced an incompletion to WR Dontae Johnson on third-and-2 to force Pittsburgh to punt with under two minutes to play in the first half. Defended another pass to Johnson, this one a deep shot on the Steelers' first drive of the second half, and Pittsburgh ended the drive with a punt...**Vs. L.A. Chargers (Nov. 19):** Played every snap on defense (65), recording five tackles (four solo) and a pass defended. Broke up a pass on second-and-3 intended for WR Quentin Johnston in the second quarter...**At Detroit (Nov. 23):** Saw action on all 84 snaps on defense and recorded seven tackles (six solo). Also logged one snap on special teams...**Vs. Kansas City (Dec. 3):** Played all 67 snaps on defense, posting a career-high 10 tackles (five solo)...**At N.Y. Giants (Dec. 11):** Started for the fifth consecutive game and played 55 of 56 snaps, posting a solo tackle...**At Minnesota (Dec. 31):** Started and played all 53 snaps on defense, recording five

AT A GLANCE ...



- Last name is pronounced bal-en-tine.
- Started each of the last two seasons on the Packers' practice squad and finished on the active roster, playing in eight games in 2022 and seeing action in 14 games with a career-best six starts in 2023 as well as playing in both 2023 postseason contests.
- Prior to joining the Packers, the former sixth-round pick played for the N.Y. Giants (2019-20), N.Y. Jets (2020) and Detroit Lions (2021) while spending the 2022 offseason and training camp with the Atlanta Falcons.
- In his first four NFL seasons, recorded 36 tackles (28 solo), two passes defended and a QB hit as well as 15 tackles and a forced fumble on special teams. Also returned 36 kickoffs for 855 yards (23.8 avg.) with a long of 66 yards.
- Was one of only six players in the league to register a kickoff return of 50-plus yards in both 2019 and 2020.
- Named the Cliff Harris Award winner as the small-college defensive player of the year as a senior and was the first player from Washburn and one of only three NCAA Division II players to be selected for the 2019 Reese's Senior Bowl.

tackles (four solo), his first career interception and a career-high three passes defended. Snagged his first career INT when he caught a ball that tipped off the hands of TE Johnny Mundt, and two plays later Green Bay's offense found the end zone. Two of his three passes defended came while matched up with WR Justin Jefferson, breaking up a pass intended for Jefferson late in the first quarter and again late in the fourth quarter...**At Dallas (NFC Wild Card, Jan. 14):** Logged 43 snaps on defense after replacing an injured Alexander (ankle) in the third quarter, recording five tackles (four solo).

2022: Appeared in the final eight games for the Packers after being signed to the active roster from the practice squad on Nov. 12...Posted an assisted tackle on defense and four tackles and a forced fumble on special teams...**Vs. Dallas (Nov. 13):** Appeared on four defensive snaps and 14 on special teams in his Green Bay debut. Registered a tackle on special teams and forced a fumble on a second-quarter kickoff return, one that Dallas recovered at its own 34...**At Philadelphia (Nov. 27):** Appeared on one defensive snap and on 17 special teams snaps, recording a tackle and downing a 41-yard P Pat O'Donnell punt at the Philadelphia 14 early in the third quarter...**At Chicago (Dec. 4):** Played on 12 special teams snaps and posted a tackle...**Vs. Minnesota (Jan. 1):** Appeared on 12 defensive snaps, posting his first tackle (assisted) on the season...**Vs. Detroit (Jan. 8):** Played on 12 snaps on special teams and registered a tackle.

2021: Started the season on injured reserve with the Jets (knee, Aug. 24) before being released and claimed off waivers by the Lions on Sept. 16...Appeared in four contests on special teams for Detroit on the season...Saw action in Weeks 3-5 before being placed on injured reserve on Oct. 15 (hamstring)...Was released on Nov. 19 and then was signed to the Lions' practice squad on Nov. 23...Was activated to the active roster as a COVID-19 replacement for Detroit's game at Denver (Dec. 12).

VETERANS

COMMUNITY

ADMIN. & COACHES

BALLENTINE

DRAFT & FREE AGENTS

2023 REVIEW

RECORDS & HISTORY

LAMBEAU FIELD

MISC.

2020: Appeared in 15 games with two starts for the Giants (nine games/two starts) and Jets (six games)...Finished with 10 tackles (eight solo) on defense and a career-best 10 special teams tackles...Set career highs in kickoff returns (21), kickoff return yards (505) and kickoff-return long (66) and finished No. 7 in the NFL with a kickoff return average of 24.0...**Vs. Pittsburgh (Sept. 14):** Started and played 59 of 64 defensive snaps, posting a season-high nine tackles (seven solo). Assisted DT Leonard Williams on a tackle of RB James Conner for a 1-yard loss on a first-quarter run...**Vs. Washington (Oct. 18):** Registered a career-high three tackles on special teams...**At Seattle (Dec. 13):** Posted a career-high 100 return yards on three kickoffs (33.3 avg.), including a career-long 66-yarder that gave the offense the ball at the Seahawks' 30-yard line early in the second quarter...**Vs. Cleveland (Dec. 27):** Matched his career high with a team-best three tackles on special teams.

2019: Appeared in 13 games for the Giants with two starts and finished with 25 tackles (20 solo), a QB hit, two passes defended and a special teams tackle...Added 10 kickoff returns for 256 yards (25.6 avg.) with a long of 52 yards...Was sidelined for three contests (Weeks 7-8, 14) due to a concussion...**Vs. Minnesota (Oct. 6):** Returned two kickoffs for a season-high 76 yards (38.0 avg.), including a season-long return of 52 yards out to midfield early in the second quarter...**Vs. Dallas (Nov. 4):** Posted the first four tackles (three solo) of his career and a pass defended...**At N.Y. Jets (Nov. 10):** Made his first career start and posted two tackles (both solo)...**At Chicago (Nov. 24):** Started and played 61 of 73 defensive snaps, logging a season-high nine tackles (eight solo)...**2019 Draft:** Selected by the Giants in the sixth round (No. 180 overall), becoming just the fourth player from Washburn to be drafted.

COLLEGE: Played in 46 games with 29 starts in four seasons at Washburn, totaling 186 tackles (113 solo), 10 tackles for a loss, five interceptions, 21 passes defended, four forced fumbles and three fumble recoveries...Finished his career ranked No. 2 in school history in blocked kicks (four) and No. 5 in kickoff return average (24.8)...Owns school records in the indoor 60m (6.91), the indoor 200m (22.18), the outdoor 100m (10.51) and the outdoor 200m (21.25)...Was a six-time member of the Mid-America Intercollegiate Athletics Association (MIAA)

Academic Honor Roll between football and track and field... Majored in business...**2018:** Named the Cliff Harris Award winner as the small-college defensive player of the year and was the first player from Washburn and one of only three NCAA Division II players to be selected for the 2019 Reese's Senior Bowl...Earned second-team All-America honors from the American Football Coaches Association...Earned first-team All-MIAA recognition at defensive back and third-team honors as a return specialist...Started all 11 games and finished the season with 50 tackles (28 solo), a career-high three INTs, two forced fumbles, three blocked kicks (two field goals, one extra point) and a 19.3-yard average on 24 kickoff returns...**2017:** Earned first-team All-MIAA honors as a return specialist and second-team All-MIAA recognition as a defensive back...Started all 12 games, averaging 30.6 yards on 23 kickoff returns, which led the MIAA and was No. 5 in the nation...Added 54 tackles (35 solo), a forced fumble and three fumble recoveries...Posted a 33.8-yard average on four kickoff returns at Missouri Western (Oct. 28), highlighted by a 54-yarder, one of his three returns on the season of 50-plus yards...**2016:** Played in 12 games with six starts, earning All-MIAA honorable mention after posting a career-high 65 tackles (43 solo), including 6½ tackles for a loss, two INTs and a forced fumble...Also led the Ichabod special teams with 10 tackles, including nine on kickoff coverage...**2015:** Played in all 11 games as a redshirt freshman, recording 17 tackles (seven solo)...Named the Ichabod special teams player of the week after the games at Lindenwood (Sept. 3), vs. Missouri Southern State (Sept. 26) and at Fort Hays State (Oct. 3).

PERSONAL: Given name Corey Ballentine...Last name is pronounced bal-en-tine...Born in Montego Bay, Jamaica...**High school:** Was a two-sport star at Shawnee Heights High School (Tecumseh, Kan.), where he played football for just his junior and senior seasons...Recorded the nine fastest times in the 60m in school history and the six fastest times in the indoor 200m...Holds school records in the outdoor 100m (10.51), and outdoor 200m (21.25)...Was part of the state champion 4x400m relay team and finished No. 2 in the 4x100m relay team in the state meet as a junior...**Community involvement:** When he was with the Giants, set up and served lunch at Eva's Village in Paterson, N.J., with fellow rookie teammates.

NFL debut: at Dallas, 9/9/19

First NFL start: at N.Y. Jets, 11/10/19

First NFL interception: at Minnesota, 12/31/23 (J.Hall)

CAREER TRANSACTIONS

- 2019 Selected by N.Y. Giants in the sixth round (180th overall) of '19 NFL Draft, April 27...Signed first contract, May 16.
- 2020 Released by Giants, Nov. 10...Claimed off waivers by N.Y. Jets, Nov. 11.
- 2021 Placed on injured reserve (knee), Aug. 24...Released by Jets, Sept. 15...Claimed off waivers by Detroit Lions, Sept. 16...Activated on injured reserve (hamstring), Oct. 15...Activated off injured reserve, Nov. 18...Released by Lions, Nov. 19...Signed by Lions to practice squad, Nov. 23...Activated from practice squad/COVID-19 replacement, Dec. 11...Placed on practice squad reserve/COVID-19, Dec. 13...Activated from practice squad reserve/COVID-19, Dec. 23.
- 2022 Signed by Atlanta Falcons as reserve/future free agent, Jan. 12...Released by Falcons, Aug. 30...Signed by Green Bay Packers to practice squad, Sept. 28...Signed to active roster from practice squad, Nov. 12.
- 2023 Re-signed by Packers as unrestricted free agent, March 20...Released by Packers, Aug. 29...Signed by Packers to practice squad, Aug. 30...Elevated from practice squad to active roster for gameday, Sept. 23...Elevated from practice squad to active roster for gameday, Sept. 28...Elevated from practice squad to active roster for gameday, Oct. 9...Signed to active roster from practice squad, Oct. 25.
- 2024 Re-signed by Packers as unrestricted free agent, March 12.

ALL-TIME TEAM, 1946

Don Hutson End	Lavvie Dilweg End
Cal Hubbard Tackle	Arnie Herber Quarterback
Mike Michalske Guard	Johnny Blood Halfback
Charley Brock Center	Verne Lewellen Halfback
Buckets Goldenberg Guard	Clarke Hinkle Fullback
Cub Buck Tackle	

ALL-TIME TEAM, 1957

Don Hutson End	Lavvie Dilweg End
Cal Hubbard Tackle	Arnie Herber Quarterback
Mike Michalske Guard	Johnny Blood Halfback
Charley Brock Center	Tony Canadeo Halfback
Buckets Goldenberg Guard	Clarke Hinkle Fullback
Cub Buck Tackle	

COREY BALLENTINE'S NFL REGULAR-SEASON DEFENSIVE STATISTICS

YEAR	TEAM	GP	GS	TACKLES					INTERCEPTIONS										ST					MISC				
				TK	S	A	TFL	YDS	SK	YDS	QBH	NO	YDS	LG	TD	PD	FF	FR	TD	YDS	TK	S	A	FF	FR	S	A	
2019	Giants	13	2	25	20	5	0	0	0.0	0.0	1	0	0	0	0	2	0	0	0	0	0	1	1	0	0	0	0	
2020	Giants	9	2	10	8	2	0	0	0.0	0.0	0	0	0	0	0	0	0	0	0	0	0	6	5	1	0	0	0	
2020	Jets	6	0	0	0	0	0	0	0.0	0.0	0	0	0	0	0	0	0	0	0	0	0	4	4	0	0	0	0	
2020	TOTAL	15	2	10	8	2	0	0	0.0	0.0	0	0	0	0	0	0	0	0	0	0	10	9	1	0	0	0	0	
2021	Lions	4	0	0	0	0	0	0	0.0	0.0	0	0	0	0	0	0	0	0	0	0	0	0	0	0	0	0	0	
2022	Packers	8	0	1	0	1	0	0	0.0	0.0	0	0	0	0	0	0	0	0	0	0	0	4	4	0	1	0	0	0
2023	Packers	14	6	39	27	12	0	0	0.0	0.0	0	1	0	0	7	0	0	0	0	0	4	1	3	0	0	0	0	0
NFL TOTALS		54	10	75	55	20	0	0	0.0	0.0	1	1	0	0	9	0	0	0	0	0	19	15	4	1	0	0	0	0

COREY BALLENTINE'S NFL POSTSEASON DEFENSIVE STATISTICS

YEAR	TEAM	GP	GS	TACKLES					INTERCEPTIONS										ST					MISC					
				TK	S	A	TFL	YDS	SK	YDS	QBH	NO	YDS	LG	TD	PD	FF	FR	TD	YDS	TK	S	A	FF	FR	S	A		
2023	Packers	2	0	5	4	1	0	0	0.0	0.0	0	0	0	0	0	0	0	0	0	0	0	0	0	0	0	0	0	0	0
NFL TOTALS		2	0	5	4	1	0	0	0.0	0.0	0	0	0	0	0	0	0	0	0	0	0	0	0	0	0	0	0	0	0

COREY BALLENTINE'S NFL REGULAR-SEASON RETURN STATISTICS

DATE	TEAM	KICKOFF RETURNS					PUNT RETURNS					
		RET.	YDS.	AVG.	LG	TD	NO.	FC	YDS.	AVG.	LG	TD
2019	Giants	10	256	25.6	52	0	0	0	0	0.0	0	0
2020	Giants	9	191	21.2	28	0	0	0	0	0.0	0	0
2020	Jets	12	314	26.2	66	0	0	0	0	0.0	0	0
2020	TOTAL	21	505	24.0	66	0	0	0	0	0.0	0	0
2021	Lions	4	94	23.5	26	0	0	0	0	0.0	0	0
2022	Packers	1	0	0.0	0	0	0	0	0	0.0	0	0
2023	Packers	0	0	0.0	0	0	0	0	0	0.0	0	0
NFL TOTALS		36	855	23.8	66	0	0	0	0	0.0	0	0

SINGLE-GAME HIGHS: DEFENSIVE

Total Tackles	10 vs. Kansas City Chiefs, Dec 03, 2023 9 vs. Pittsburgh Steelers, Sep 14, 2020 ...1 more at 9.	Interceptions	1 at Minnesota Vikings, Dec 31, 2023 3 vs. Cleveland Browns, Dec 27, 2020 3 vs. Washington Football Team, Oct 28, 2020
Solo Tackles	8 at Chicago Bears, Nov 24, 2019 7 vs. Pittsburgh Steelers, Sep 14, 2020	Special Teams Tackles	1 vs. Dallas Cowboys, Nov 13, 2022
Passes Defensed	3 at Minnesota Vikings, Dec 31, 2023 2 at Pittsburgh Steelers, Nov 12, 2023	Special Teams Forced Fumbles	

SINGLE-GAME HIGHS: RETURNS

All-Purpose Yards	100 at Seattle Seahawks, Dec 13, 2020 94 at Chicago Bears, Oct 03, 2021	Longest Kickoff Return	66 at Seattle Seahawks, Dec 13, 2020 52 vs. Minnesota Vikings, Oct 06, 2019
Kickoff Returns	4 at Chicago Bears, Oct 03, 2021 3 at Seattle Seahawks, Dec 13, 2020 ...1 more at 3.	Kickoff Return Average	23.5 at Chicago Bears, Oct 03, 2021
Kickoff Return Yards	100 at Seattle Seahawks, Dec 13, 2020 94 at Chicago Bears, Oct 03, 2021	Special Teams Tackles	3 vs. Cleveland Browns, Dec 27, 2020 3 vs. Washington Football Team, Oct 18, 2020

2023 GXG REGULAR SEASON (PACKERS)

DATE	OPPONENT	P/S	TK	S	A	SK	YDS	INT	PD	FF	FR	
09/10	at Bears		PRACTICE SQUAD									
09/17	at Falcons		PRACTICE SQUAD									
09/24	Saints	P	4	4	0	0	0	0	1	0	0	
09/28	Lions	P	0	0	0	0	0	0	0	0	0	
10/09	at Raiders	P	0	0	0	0	0	0	0	0	0	
10/22	at Broncos		PRACTICE SQUAD									
10/29	Vikings	P	0	0	0	0	0	0	0	0	0	
11/05	Rams	P	0	0	0	0	0	0	0	0	0	
11/12	at Steelers	S	6	3	3	0	0	0	2	0	0	
11/19	Chargers	S	5	4	1	0	0	0	1	0	0	
11/23	at Lions	S	7	6	1	0	0	0	0	0	0	
12/03	Chiefs	S	10	5	5	0	0	0	0	0	0	
12/11	at Giants	S	1	1	0	0	0	0	0	0	0	
12/17	Buccaneers	P	1	0	1	0	0	0	0	0	0	
12/24	at Panthers	P	0	0	0	0	0	0	0	0	0	
12/31	at Vikings	S	5	4	1	0	0	0	1	3	0	
01/07	Bears	P	0	0	0	0	0	0	0	0	0	
2023 TOTALS		14-6	39	27	12	0	0	1	7	0	0	

2022 GXG REGULAR SEASON (PACKERS)

DATE	OPPONENT	P/S	TK	S	A	SK	YDS	INT	PD	FF	FR	
09/11	at Vikings		NOT ON ROSTER									
09/18	Bears		NOT ON ROSTER									
09/25	at Buccaneers		NOT ON ROSTER									
10/02	Patriots		PRACTICE SQUAD									
10/09	Giants		PRACTICE SQUAD									
10/16	Jets		PRACTICE SQUAD									
10/23	at Commanders		PRACTICE SQUAD									
10/30	at Bills		PRACTICE SQUAD									
11/06	at Lions		PRACTICE SQUAD									
11/13	Cowboys	P	0	0	0	0	0	0	0	0	0	
11/17	Titans	P	0	0	0	0	0	0	0	0	0	
11/27	at Eagles	P	0	0	0	0	0	0	0	0	0	
12/04	at Bears	P	0	0	0	0	0	0	0	0	0	
12/19	Rams	P	0	0	0	0	0	0	0	0	0	
12/25	at Dolphins	P	0	0	0	0	0	0	0	0	0	
01/01	Vikings	P	1	0	1	0	0	0	0	0	0	
01/08	Lions	P	0	0	0	0	0	0	0	0	0	
2022 TOTALS		8-0	1	0	1	0	0	0	0	0	0	

2023 GXG POSTSEASON (PACKERS)

DATE	OPPONENT	P/S	TK	S	A	SK	YDS	INT	PD	FF	FR
01/14	at Cowboys	P	5	4	1	0	0	0	0	0	0
01/20	at 49ers	P	0	0	0	0	0	0	0	0	0
2023 TOTALS		2-0	5	4	1	0	0	0	0	0	0

2021 GXG REGULAR SEASON (JETS/LIONS)

DATE	OPPONENT	P/S	TK	S	A	SK	YDS	INT	PD	FF	FR
09/12	at Panthers										
			INJURED RESERVE								
			Went from Jets to Lions .								
			INACTIVE								
09/20	at Packers										
09/26	Ravens	P	0	0	0	0.0	0.0	0	0	0	0
10/03	at Bears	P	0	0	0	0.0	0.0	0	0	0	0
10/10	at Vikings	P	0	0	0	0.0	0.0	0	0	0	0
10/17	Bengals		INJURED RESERVE								
10/24	at Rams		INJURED RESERVE								
10/31	Eagles		INJURED RESERVE								
11/14	at Steelers		INJURED RESERVE								
11/25	Bears		PRACTICE SQUAD								
12/05	Vikings		PRACTICE SQUAD								
12/12	at Broncos		PRACTICE SQUAD/COVID-19								
12/19	Cardinals		PRACTICE SQUAD/COVID-19								
12/26	at Falcons		PRACTICE SQUAD								
01/02	at Seahawks		PRACTICE SQUAD								
01/09	Packers		PRACTICE SQUAD								
2021 TOTALS		3-0	0	0	0	0.0	0.0	0	0	0	0

2019 GXG REGULAR SEASON (GIANTS)

DATE	OPPONENT	P/S	TK	S	A	SK	YDS	INT	PD	FF	FR
09/08	at Cowboys	P	0	0	0	0.0	0.0	0	0	0	0
09/15	Bills	P	0	0	0	0.0	0.0	0	0	0	0
09/22	at Buccaneers	P	0	0	0	0.0	0.0	0	0	0	0
09/29	Redskins	P	0	0	0	0.0	0.0	0	0	0	0
10/06	Vikings	P	0	0	0	0.0	0.0	0	0	0	0
10/10	at Patriots	P	0	0	0	0.0	0.0	0	0	0	0
10/20	Cardinals		INACTIVE								
10/27	at Lions		INACTIVE								
11/04	Cowboys	P	4	3	1	0.0	0.0	0	1	0	0
11/10	at Jets	S	2	2	0	0.0	0.0	0	0	0	0
11/24	at Bears	S	9	8	1	0.0	0.0	0	0	0	0
12/01	Packers	P	2	2	0	0.0	0.0	0	0	0	0
12/09	at Eagles		INACTIVE								
12/15	Dolphins	P	3	3	0	0.0	0.0	0	1	0	0
12/22	at Redskins	P	5	2	3	0.0	0.0	0	0	0	0
12/29	Eagles	P	0	0	0	0.0	0.0	0	0	0	0
2019 TOTALS		13-2	25	20	5	0.0	0.0	0	2	0	0

2020 GXG REGULAR SEASON (GIANTS/JETS)

DATE	OPPONENT	P/S	TK	S	A	SK	YDS	INT	PD	FF	FR
09/14	Steelers	S	9	7	2	0.0	0.0	0	0	0	0
09/20	at Bears	S	1	1	0	0.0	0.0	0	0	0	0
09/27	49ers	P	0	0	0	0.0	0.0	0	0	0	0
10/04	at Rams	P	0	0	0	0.0	0.0	0	0	0	0
10/11	at Cowboys	P	0	0	0	0.0	0.0	0	0	0	0
10/18	Washington	P	0	0	0	0.0	0.0	0	0	0	0
10/22	at Eagles	P	0	0	0	0.0	0.0	0	0	0	0
11/02	Buccaneers	P	0	0	0	0.0	0.0	0	0	0	0
11/08	at Washington	P	0	0	0	0.0	0.0	0	0	0	0
11/15	Eagles		DID NOT PLAY								
			Went from Giants to Jets .								
			DID NOT PLAY								
11/22	at Chargers		DID NOT PLAY								
11/29	Dolphins	P	0	0	0	0.0	0.0	0	0	0	0
12/06	Raiders	P	0	0	0	0.0	0.0	0	0	0	0
12/13	at Seahawks	P	0	0	0	0.0	0.0	0	0	0	0
12/20	at Rams	P	0	0	0	0.0	0.0	0	0	0	0
12/27	Browns	P	0	0	0	0.0	0.0	0	0	0	0
01/03	at Patriots	P	0	0	0	0.0	0.0	0	0	0	0
2020 TOTALS		15-2	10	8	2	0.0	0.0	0	0	0	0

LAMBEAU'S TWIN FLAGS

The twin American flags above Lambeau Field enter their 21st season in 2024. The impressively sized flags, 15 feet by 25 feet, were raised May 28, 2004, on Memorial Day weekend that year.

Located on top of the stadium's indoor club seats on the north end of the facility, the flags are the culmination of the desire to improve Lambeau Field's honoring of America, an effort first discussed in Fall 2003, at the end of the stadium's 32-month renovation.

"Once the Lambeau Field redevelopment project was complete and we had our first games in the stadium, we realized the old flag and flagpole appeared a bit small compared to the larger size of the new facility," said Packers then-CEO Bob Harlan.

"We needed something more prominent to appropriately honor our country and decided to upgrade that component of the stadium. We also heard from a few fans that they had trouble locating the flag during the anthem, so this will definitely help in that area, too.

"The new, larger flags are a great way to honor America and the timing worked out for it to be done for Memorial Day weekend."

The flags are positioned atop 72-foot-high flagpoles which are stationed on top of the northeast and northwest corners of the stadium, above the club seats. All told, the flags are flying at 180 feet above ground.

Once the plans were set, the team worked with Kocken and Associates, of De Pere, Wis., on the design and engineering of the project. A major challenge of the design was ensuring both the structure and the flagpoles themselves could withstand the extreme wind load from the two large flags at that height.

Physical preparation for the new flagpoles began months prior with structural work, including reinforcing the area above the ceiling and on the roof with additional steel and concrete to support the extra load.

The two flags fly 24 hours a day, seven days a week, and are illuminated by spotlights at night.





»» **KARL BROOKS** **94**

DEFENSIVE LINEMAN
Bowling Green

Second NFL Season
Second Packers Season

Ht: 6-3 »» Wt: 296 »» Born: May 8, 2000 »» NFL Games Played/Started: 17/0 »» Acquired: DBa-23

PRO HIGHLIGHTS:

- ▶ Played in all 17 games as a rookie (2023), recording 20 tackles (12 solo), four sacks, six tackles for a loss, four passes defended, five quarterback hits and a forced fumble, and tied for the team lead with two fumble recoveries.
- ▶ Became the first Green Bay rookie with two fumble recoveries in a season since CB Jaire Alexander in 2018.
- ▶ Saw action in both 2023 playoff games, recording three tackles (all assisted) and a QB hit.
- ▶ Blocked a 44-yard field-goal attempt vs. Minnesota in Week 8 last season, joining DL T.J. Slaton (Oct. 24, 2021) as the only Green Bay rookies to block a field goal from 1994-2023.
- ▶ Selected by the Packers with the first of two picks in the sixth round (No. 179 overall) of the 2023 NFL Draft, a pick obtained from Tampa Bay along with a 2023 second-round pick (No. 50 overall) in exchange for a 2023 second-round pick (No. 48 overall).

2023 SEASON: Played in all 17 games, recording 20 tackles (12 solo), four sacks, six tackles for a loss, four passes defended, five QB hits, a forced fumble and two fumble recoveries (tied for the team lead)...Was the first Green Bay rookie with two fumble recoveries in a season since CB Jaire Alexander in 2018...Was the first Packers rookie to register four-plus sacks and multiple fumble recoveries in a season since LB Clay Matthews in 2009...Was one of only two NFL rookies to accomplish that feat this season, joining Buccaneers LB YaYa Diaby...On special teams, blocked a field goal (Week 8 vs. Min.), joining DL T.J. Slaton (Oct. 24, 2021) as the only Green Bay rookies to block a field goal from 1994-2023...Appeared in both postseason contests, recording three tackles (all assisted) and a QB hit...**At Chicago (Sept. 10):** Made his NFL debut, recording a solo tackle and his first career sack when he dropped QB Justin Fields for a loss of 9 yards on third down in the fourth quarter, forcing a punt...**Vs. Detroit (Sept. 28):** Registered two tackles (both solo), a sack, a tackle for a loss, a QB hit and a pass defended. Sacked QB Jared Goff for a loss of 10 yards on second down to force a third-and-long situation that led to a punt late in the third quarter...**Vs. Minnesota (Oct. 29):** Blocked a 44-yard FG attempt that was recovered by S Jonathan Owens and returned 23 yards in the fourth quarter...**Vs. L.A. Rams (Nov. 5):** Posted a tackle and two passes defended. First pass defended came in the third quarter, which forced a third-and-25 for the Rams and the drive resulted in a punt. Broke up another pass on third-and-long in the fourth quarter that required the Rams to punt again. Became the first rookie defensive lineman to register two passes defended in a game for the Packers dating back to 2000 (per TruMedia)...**Vs. L.A. Chargers (Nov. 19):** Recorded a solo tackle when he sacked QB Justin Herbert for a loss of 6 yards on a first-down play in the second quarter...**At Detroit (Nov. 23):** Registered two tackles, a tackle for a loss, a forced fumble and a fumble recovery. Late in the first quarter, tackled QB Jared Goff, forcing a fumble and recovering it on the Detroit 23. Became only the second Green Bay rookie since 2000 to post a forced fumble and a fumble recovery in the same game (Matthews, at Minnesota, Oct. 5, 2009)...**At Minnesota (Dec. 31):** Recovered a fumble when LB Preston Smith sacked QB Jaren Hall and knocked the ball loose, and three plays later, Green Bay scored...**Vs. Chicago (Jan. 7):** Posted two tackles (both solo), a sack,

AT A GLANCE ...



- Became the first Packers rookie to register four-plus sacks (four) and multiple fumble recoveries (two) in a season since LB Clay Matthews in 2009 and was one of only two NFL rookies to accomplish that feat during the 2023 season, joining Buccaneers LB YaYa Diaby.
- Became the first Green Bay rookie with two fumble recoveries in a season since CB Jaire Alexander in 2018.
- Finished his Bowling Green career with 27½ career sacks to rank No. 3 all-time in program history.
- Started all 52 games he played in over five seasons (2018-22) and served as a team captain for his final two seasons.
- Selected first-team All-American by Pro Football Focus, honorable mention All-American by Pro Football Network and first-team All-MAC (PFF, PFN) in 2022 and earned third-team All-MAC honors and honorable mention All-MAC (PFF) in 2021.

two tackles for a loss and a QB hit. Tackled RB Khalil Herbert for a loss of 3 yards on a pass play on third-and-13 to help hold Chicago to a field goal on the Bears' first possession of the game. In the fourth quarter, sacked QB Justin Fields for a loss of 6 yards on second-and-16, and two plays later Chicago had to punt...**At San Francisco (NFC Divisional, Jan. 20):** Registered an assisted tackle when he helped LB Rashan Gary tackle QB Brock Purdy on a scramble for only 1 yard on third-and-10 to help hold San Francisco to a field goal...**2023 Draft:** Selected by Green Bay with the first of two picks in the sixth round (No. 179 overall), the first player drafted by the Packers from Bowling Green since LB Mark Emans in 1984.

COLLEGE: Started all 52 games he played in over five seasons (2018-22), recording 167 tackles (77 solo), 46 tackles for a loss, an interception, six passes defended, six forced fumbles and a fumble recovery...Finished with 27½ career sacks to rank No. 3 all-time in program history...Dating back to 2005, ranks No. 6 in the Mid-American Conference in sacks (www.sports-reference.com)...Selected to play in the 2023 Senior Bowl...Earned his degree in individualized studies...**2022:** Was a team captain for the second straight year and started all 13 games...Earned first-team All-America honors from Pro Football Focus, honorable mention All-America recognition from Pro Football Network and first-team All-MAC honors (PFF, PFN)...Recorded a career-best 10 sacks to rank No. 3 all-time in school history for a single season...Ranked No. 3 in the conference and tied for No. 10 in the country in sacks...Also posted career highs in tackles (50), solo tackles (30), tackles for a loss (18, No. 3 in the MAC and tied for No. 9 in the nation), passes defended (four) and fumble recoveries (one), and tied his career high with two forced fumbles...Named to the final watch list for the Ted Hendricks Award, which is given annually to college football's top defensive end...Named the MAC East Defensive Player of the Week after finishing No. 2 on the team with five tackles (three solo) to go with a sack on a third-and-7 that forced a punt vs. Marshall (Sept. 17)...Also recovered a fumble at the Bowling Green 4...Named to PFF's National Team of the Week after posting seven tackles (four solo), 2½ sacks and 3½ tackles for a loss at Akron (Oct. 1)...Split a sack with DL Dierre Kelly on a third-and-7 in the second quarter to force a punt and his two full sacks occurred on back-to-back plays to force a third-and-22 in the fourth quarter...Posted three tackles (all solo) and three tackles for a loss, and led

VETERANS

COMMUNITY

ADMIN. & COACHES

BROOKS

DRAFT & FREE AGENTS

2023 REVIEW

RECORDS & HISTORY

LAMBEAU FIELD

MISC.

the team with three sacks, including forcing a fumble on a sack that OLB Demetrius Hardamon returned for a TD in the fourth quarter at Central Michigan (Oct. 22)...Posted a team-high seven tackles (five solo), a half-sack, a QB hurry and a forced fumble vs. Western Michigan (Nov. 2)...Recorded seven tackles (three solo), two sacks and four tackles for a loss at Toledo (Nov. 15)...Became the fifth player to record at least four tackles for a loss in a game against Toledo dating back to 2000...**2021:** Started all 12 games, was a team captain and earned third-team All-MAC honors and All-MAC honorable mention (PFF)...Finished the regular season ranked No. 5 in the MAC with 7½ sacks...Also recorded 42 tackles (15 solo), 12½ tackles for a loss and a forced fumble...Notched five tackles (four solo) and a tackle for a loss, and sacked QB Joe Milton III for a loss of 3 yards on third-and-16 to a force a punt in the first quarter at Tennessee (Sept. 2)...Recorded four tackles (three solo), two sacks, 2½ tackles for a loss and a forced fumble vs. Ohio (Nov. 26), leading the team in both sacks and tackles for a loss...Sacked QB Kurtis Rourke for a loss of 6 yards to force a third-and-17 that was not converted late in the second quarter...Late in the third quarter, recorded a sack/forced fumble on Rourke that Ohio recovered for a loss of 9 yards to force a punt on fourth-and-22...**2020:** Started all three games he played in what was a five-game season...Finished with 10 tackles (three solo) and 2½ tackles for a loss, and tied for the team lead with two sacks...Registered three tackles (two solo), two tackles for a loss and two sacks at Akron (Dec. 5)...All three of his tackles were for a gain of a yard and his second sack of QB Zach Gibson went for a loss of 12 yards on a third-and-2...**2019:** Started all 12 games, recording 33 tackles (16 solo), 8½ tackles for a loss (No. 2 on the team), a team-best 4½ sacks, four QB hurries, an interception, two forced fumbles (career best, tied for the team lead) and a

pass defended...Part of a defense that held three opponents to fewer than 10 points, marking the first season since 2013 with three-plus games of single-digit scoring by opponents...Tallied three tackles (all solo), a sack and a tackle for a loss at Kansas State (Sept. 7)...Finished with five tackles (three solo), a season-high 2½ tackles for a loss, 1½ sacks, and an interception returned 33 yards to the Akron 8 in the second quarter vs. Akron (Nov. 2)...**2018:** Played in all 12 games as a true freshman with eight starts, including the final five contests...Led the team in sacks (3½) and tied for No. 2 in tackles for a loss (4½)...Also posted 32 tackles (13 solo), two QB hurries and a forced fumble...Posted a season-high nine tackles (six solo, No. 2 on the team), a sack, a tackle for a loss and two QB hurries vs. Eastern Kentucky (Sept. 15).

PERSONAL: Given name Karl Dermarad Brooks...Born in Lansing, Mich. ...Nickname is "KB"...**High school:** Earned second-team all-state honors from the *Detroit News* and was a first-team all-conference selection as a senior at Lansing (Mich.) Sexton High School...Was named to the *Lansing State Journal* "Dream Team"...Also played outside linebacker, safety and wide receiver...Posted more than 100 tackles, along with 12 sacks and five forced fumbles, and scored a defensive TD...Helped team to an 8-5 record, including a 4-3 mark in the Capital Area Activities Conference (Blue Division)...Lettered two years in basketball and four years in track and field, participating in the 4x100 and 4x200 relays and the 300-meter hurdles...**Community involvement:** Participated in a toy drive for Toys for Tots and a shopping event for children from Big Brothers Big Sisters in 2023...Helped out at the 517 Football Camp in his hometown of Lansing, Mich.

NFL debut: at Chicago, 9/10/23
First NFL sack: at Chicago, 9/10/23 (J.Fields)

CAREER TRANSACTIONS

- 2023 Selected by Green Bay Packers with the first of two picks in the sixth round (179th overall) of the '23 NFL Draft, April 29 (pick obtained from Tampa Bay along with a 2023 second-round pick in exchange for a 2023 second-round pick)...Signed first contract, May 5.

KARL BROOKS' NFL REGULAR-SEASON DEFENSIVE STATISTICS

YEAR	TEAM	GP	GS	TACKLES							INTERCEPTIONS							ST				MISC					
				S	A	TFL	YDS	SK	YDS	QBH	NO	YDS	LG	TD	PD	FF	FR	TD	YDS	TK	S	A	FF	FR	S	A	
2023	Packers	17	0	20	12	8	6	34	4.0	31.0	5	0	0	0	0	4	1	2	0	0	0	0	0	0	0	0	0
NFL TOTALS		17	0	20	12	8	6	34	4.0	31.0	5	0	0	0	0	4	1	2	0	0	0	0	0	0	0	0	

KARL BROOKS' NFL POSTSEASON DEFENSIVE STATISTICS

YEAR	TEAM	GP	GS	TACKLES							INTERCEPTIONS							ST				MISC					
				S	A	TFL	YDS	SK	YDS	QBH	NO	YDS	LG	TD	PD	FF	FR	TD	YDS	TK	S	A	FF	FR	S	A	
2023	Packers	2	0	3	0	3	0	0	0.0	0.0	1	0	0	0	0	0	0	0	0	0	0	0	0	0	0	0	0
NFL TOTALS		2	0	3	0	3	0	0	0.0	0.0	1	0	0	0	0	0	0	0	0	0	0	0	0	0	0	0	

SINGLE-GAME HIGHS: DEFENSIVE

- Total Tackles 2 vs. Chicago Bears, Jan 07, 2024
2 at New York Giants, Dec 11, 2023
...5 more at 2.
- Solo Tackles 2 vs. Chicago Bears, Jan 07, 2024
2 at Denver Broncos, Oct 22, 2023
...1 more at 2.
- Sacks 1.0 vs. Chicago Bears, Jan 07, 2024
1.0 vs. Los Angeles Chargers, Nov 19, 2023
...2 more at 1.0.
- Passes Defensed 2 vs. Los Angeles Rams, Nov 05, 2023
1 vs. Detroit Lions, Sep 28, 2023
...1 more at 1.
- Tackles For Loss 2 vs. Chicago Bears, Jan 07, 2024
1 vs. Los Angeles Chargers, Nov 19, 2023
...3 more at 1.

2023 GXG REGULAR SEASON (PACKERS)

DATE	OPPONENT	P/S	TK	S	A	SK	YDS	INT	PD	FF	FR	
09/10	at Bears	P	1	1	0	1.0	9.0	0	0	0	0	
09/17	at Falcons	P	1	1	0	0.0	0.0	0	0	0	0	
09/24	Saints	P	0	0	0	0.0	0.0	0	1	0	0	
09/28	Lions	P	2	2	0	1.0	10.0	0	1	0	0	
10/09	at Raiders	P	2	2	0	0.0	0.0	0	0	0	0	
10/22	at Broncos	P	2	2	0	0.0	0.0	0	0	0	0	
10/29	Vikings	P	0	0	0	0.0	0.0	0	0	0	0	
11/05	Rams	P	1	1	0	0.0	0.0	2	0	0	0	
11/12	at Steelers	P	0	0	0	0.0	0.0	0	0	0	0	
11/19	Chargers	P	1	1	0	1.0	6.0	0	0	0	0	
11/23	at Lions	P	2	1	1	0.0	0.0	0	0	1	1	
12/03	Chiefs	P	2	2	0	0.0	0.0	0	0	0	0	
12/11	at Giants	P	2	1	1	0.0	0.0	0	0	0	0	
12/17	Buccaneers	P	1	1	0	0.0	0.0	0	0	0	0	
12/24	at Panthers	P	1	0	1	0.0	0.0	0	0	0	0	
12/31	at Vikings	P	0	0	0	0.0	0.0	0	0	0	1	
01/07	Bears	P	2	2	0	1.0	6.0	0	0	0	0	
2023 TOTALS			17-0	20	12	8	4.0	31.0	0	4	1	2

2023 GXG POSTSEASON (PACKERS)

DATE	OPPONENT	P/S	TK	S	A	SK	YDS	INT	PD	FF	FR
01/14	at Cowboys	P	2	2	0	0.0	0.0	0	0	0	0
01/20	at 49ers	P	1	0	1	0.0	0.0	0	0	0	0
2023 TOTALS			2-0	3	0	3	0.0	0.0	0	0	0



» ANDERS CARLSON 17

KICKER
Auburn

Second NFL Season
Second Packers Season

Ht: 6-5 » Wt: 219 » Born: June 16, 1998 » NFL Games Played/Started: 17/0 » Acquired: DB-23

PRO HIGHLIGHTS:

- ▶ Played in all 17 games last season, connecting on 27 of 33 field goals (81.8 pct.) and 34 of 39 extra points (87.2 pct.).
- ▶ Set an NFL rookie record by making a field goal in all 17 games last season, eclipsing the previous mark of 15 games. Joined Bengals K Evan McPherson as the only kickers in the NFL to connect on a FG in all 17 games in 2023.
- ▶ Tied K Mason Crosby's franchise record (2013-14) for the most consecutive games with a made field goal at 17.
- ▶ His 27 field goals were the third most by a Green Bay rookie behind only Chester Marcol (33 in 1972) and Crosby (31 in 2007).
- ▶ Selected by the Packers with the second of two picks in the sixth round (No. 207 overall) of the 2023 NFL Draft, the first kicker drafted by the Packers since Crosby in 2007 (sixth round).

2023 SEASON: Played in all 17 games, connecting on 27 of 33 field goals (81.8 pct.) and 34 of 39 extra points (87.2 pct.)...Posted a field goal in all 17 games, tied with McPherson for the most in the league on the season...Set an NFL rookie mark with his 17 games with a FG (previous high was 15 games)...Tied the franchise record for the most consecutive games with a made FG at 17 straight (Crosby, 2013-14)...His 27 FGs were the third most by a Green Bay rookie behind only Marcol (33 in 1972) and Crosby (31 in 2007)...Of his 86 kickoffs, 37 of them (43.0 pct.) resulted in a touchback...Recorded one tackle on special teams...Appeared in both playoff contests, connecting on 2 of 3 FGs (66.7 pct.) and 7 of 8 extra points (87.5 pct.) while posting six touchbacks on 13 kickoffs...**At Chicago (Sept. 10):** Made all five extra points and recorded his first career field goal from 52 yards out in his NFL debut...**Vs. New Orleans (Sept. 24):** Connected on a 38-yard field goal to give Green Bay its first points of the game, then finished the game by making his lone extra point of the day that proved to be the winning point in a come-from-behind 18-17 victory for the Packers...**Vs. Kansas City (Dec. 3):** Converted both of his FG attempts (40, 48) and made all three extra points, becoming the first Green Bay kicker to make two field goals of 40-plus yards in a fourth quarter since Crosby on Oct. 6, 2013, at Detroit...**At N.Y. Giants (Dec. 11):** Connected on a career-high three field goals (36, 32, 48) on four attempts and his lone extra point...**At Carolina (Dec. 24):** Made two field goals, including a career-long 53-yarder in the second quarter. His second field goal was good from 32 yards and proved to be the game-winner with 19 seconds left in the game. Recorded his first career tackle on special teams in the second quarter...**At Dallas (NFC Wild Card, Jan. 14):** Made six extra points, tied for the most in team playoff history (Crosby, three times) and tied for the third most by an NFL rookie behind only Lin Elliott (seven) and Doug Brien (seven)...**2023 Draft:** Selected by the Packers with the second of two picks in the sixth round (No. 207 overall), the third kicker drafted in 2023.

COLLEGE: Appeared in 56 games in his five seasons with the Tigers (2018-22), connecting on 79 of 110 field goals (71.8 pct.) and 173 of 176 extra points (98.3 pct.) with 184 touchbacks on 312 kickoffs (59.0 pct.)...Finished his career ranked No. 2 in school history in scoring (410) and field goals made (79) and

AT A GLANCE ...



- First name is pronounced ON-ders.
- Set an NFL rookie record by making a field goal in all 17 games last season, eclipsing the previous mark of 15 games. Joined Bengals K Evan McPherson as the only kickers in the NFL to connect on a FG in all 17 games in 2023.
- Tied K Mason Crosby's franchise record (2013-14) for the most consecutive games with a made field goal at 17.
- His 27 field goals were the third most by a Green Bay rookie behind only Chester Marcol (33 in 1972) and Crosby (31 in 2007).
- Finished his collegiate career at Auburn ranked No. 2 in school history in scoring (410) and field goals made (79) and No. 3 in extra points made (173).
- Earned first-team All-Southeastern Conference honors from *The Associated Press* in 2020 after connecting on 20 of 22 field goals, a 90.9 percentage that ranks No. 2 in school single-season history (min. 10 FGs made).

No. 3 in extra points made (173)...Was a two-time first-team CoSIDA Academic All-America selection (2020-21), becoming just the second two-time Academic All-American in school history...Earned his bachelor's degree in aviation management and his master's degree in business administration...**2022:** Appeared in nine contests, connecting on 12 of 17 FGs (70.6 pct.) and all 22 of his extra points...Posted 13 touchbacks on 44 kickoffs (29.5 pct.)...Was sidelined for the final three games of the season (shoulder)...**2021:** Appeared in the first 10 games before a torn ACL in his non-kicking leg ended his season...Made 14 of 21 field goals (66.7 pct.) and 35 of 36 extra points (97.2 pct.) with 36 touchbacks on 60 kickoffs (60.0 pct.)...Drilled a pair of kicks from 40-plus yards out (45, 43) at Penn State (Sept. 18)...Matched his single-game career high with four FGs made (40, 23, 27, 45) vs. Georgia State (Sept. 25)...**2020:** Appeared in all 11 games and earned first-team AP All-SEC honors after connecting on 20 of 22 FGs, a 90.9 percentage that ranks No. 2 in school single-season history (min. 10 FGs made)...Earned second-team All-America recognition from the American Football Coaches Association and honorable mention from *Phil Steele's College Football*...Was one of 20 semifinalists for the Lou Groza Award...Was tied for No. 1 in the country in FG percentage (min. 20 att.)...Posted 37 touchbacks on 60 kickoffs (61.7 pct.)...Made 3 of 4 FG attempts vs. Arkansas (Oct. 10), including a game-winning 39-yarder with seven seconds remaining...Made both of his FG attempts vs. Northwestern (Citrus Bowl, Jan. 1), including a 50-yarder...**2019:** Played in all 13 games and registered a career-high 102 points, making 18 of 25 field goals (72.0 pct.) and 48 of 49 extra points (98.0 pct.)...Posted 47 touchbacks on 78 kickoffs (60.3 pct.)...Connected on all three of the kicks he attempted from 40-plus yards (42, 49, 49) vs. Mississippi (Nov. 2)...Earned SEC Special Teams Player of the Week recognition after making all four of his FG attempts (43, 52, 43, 44) vs. Alabama (Nov. 30), a career high...**2018:** Appeared in all 13 games as a redshirt freshman, connecting on 15 of 25 field goals (60.0 pct.) and all 44 extra points...Ranked No. 11 in the country in touchback percentage, posting touchbacks on 51 of 70 kickoffs (72.9 pct.)...Made 3 of 5 FG attempts in his collegiate debut vs. Washington (Sept. 1), highlighted by a career-long 53-yarder that was the second-longest made FG by a freshman in school history...Matched his career long with a 53-yard FG vs. Liberty (Nov. 17).

VETERANS

COMMUNITY

ADMIN. & COACHES

CARLSON

DRAFT & FREE AGENTS

2023 REVIEW

RECORDS & HISTORY

LAMBEAU FIELD

MISC.

PERSONAL: Given name Anders Bjorn Carlson...First name is pronounced ON-ders...Born in Dallas, Texas...Married, wife's name is Abigail...His older brother, Daniel, who also kicked for Auburn, is the all-time leading scorer in SEC history and earned first-team All-Pro recognition for the Las Vegas Raiders in 2022...His older brother, Nils, played professional soccer for Örebro SK in Sweden...His father, Hans, played tennis at the University of Alabama from 1981-84...**High school:** Was the nation's highest-rated kicker in 2016 and was named to the Under Armour All-America Game as a senior at The Classical Academy (Colorado Springs, Colo)...Made 13 of 23 field goals

with a long of 51 and all 49 extra points as a senior...Was the top-rated kicker by ESPN and Scout.com...Also played soccer for three seasons and basketball for two seasons...**Community involvement:** Helped raise money at a high school football game for the Vince Lombardi Cancer Foundation as part of the Packers Vs. Cancer initiative...Read books to elementary-school students in Green Bay in November 2023...Visited with students at the Wisconsin Challenge Academy in Fort McCoy, Wis., in October 2023.

NFL debut: at Chicago, 9/10/23

First NFL field goal: at Chicago, 9/10/23 (52 yards)

CAREER TRANSACTIONS

- 2023 Selected by Green Bay Packers as second of two choices in the sixth round (207th overall) of '23 NFL Draft, April 29...Signed first contract, May 5.

ANDERS CARLSON'S NFL REGULAR-SEASON KICKING STATISTICS

DATE	TEAM	GP	FGM	FGA	PCT.	LG	XP	XPA	PCT.	BLK	PTS
2023	Packers	17	27	33	81.8	53	34	39	87.2	0	115
NFL TOTALS		17	27	33	81.8	53	34	39	87.2	0	115

ANDERS CARLSON'S NFL POSTSEASON KICKING STATISTICS

DATE	TEAM	GP	FGM	FGA	PCT.	LG	XP	XPA	PCT.	BLK	PTS
2023	Packers	2	2	3	66.7	29	7	8	87.5	0	13
NFL TOTALS		2	2	3	66.7	29	7	8	87.5	0	13

ANDERS CARLSON'S NFL REGULAR-SEASON FIELD-GOAL ACCURACY STATISTICS

DATE	TEAM	1-19	PCT.	20-29	PCT.	30-39	PCT.	40-49	PCT.	50+	PCT.
2023	Packers	0-0	0.0	6-6	100.0	14-14	100.0	4-8	50.0	3-5	60.0
NFL TOTALS		0-0	0.0	6-6	100.0	14-14	100.0	4-8	50.0	3-5	60.0

ANDERS CARLSON'S NFL POSTSEASON FIELD-GOAL ACCURACY STATISTICS

DATE	TEAM	1-19	PCT.	20-29	PCT.	30-39	PCT.	40-49	PCT.	50+	PCT.
2023	Packers	0-0	0.0	2-2	100.0	0-0	0.0	0-1	0.0	0-0	0.0
NFL TOTALS		0-0	0.0	2-2	100.0	0-0	0.0	0-1	0.0	0-0	0.0

SINGLE-GAME HIGHS: KICKER

Field Goals Made	3 at New York Giants, Dec 11, 2023 2 at Minnesota Vikings, Dec 31, 2023 ...7 more at 2.	Points	10 at New York Giants, Dec 11, 2023 9 at Minnesota Vikings, Dec 31, 2023 ...2 more at 9.
Field Goal Attempts	4 at New York Giants, Dec 11, 2023 3 vs. Los Angeles Rams, Nov 05, 2023 53 at Carolina Panthers, Dec 24, 2023	Special Teams Tackles	1 at Carolina Panthers, Dec 24, 2023 100.0 at Chicago Bears, Sep 10, 2023 75.0 at New York Giants, Dec 11, 2023
Longest Field Goals Made	52 at Chicago Bears, Sep 10, 2023 63 at Detroit Lions, Nov 23, 2023	Extra Point Attempt Percentage	4 at Denver Broncos, Oct 22, 2023
Longest Field Goal Attempts	53 at Carolina Panthers, Dec 24, 2023 5 at Chicago Bears, Sep 10, 2023 3 at Minnesota Vikings, Dec 31, 2023 ...3 more at 3.	Field Goal Percentage	4 at Atlanta Falcons, Sep 17, 2023
PATs Made	5 at Chicago Bears, Sep 10, 2023 3 at Minnesota Vikings, Dec 31, 2023 ...3 more at 3.	Touchbacks	
PAT Attempts	5 at Chicago Bears, Sep 10, 2023 4 at Minnesota Vikings, Dec 31, 2023 ...1 more at 4.		

KICK BY KICK

2023: (52G) (33G) (38G) (34G,50G) (37G,22G) (43N,29G) (30G) (48N,26G,34G) (31G,28G) (52N,28G) (43G,63N) (40G,48G) (36G,32G,45N,48G) (36G,33G) (53G,32G) (34G,37G) (41N,25G)
Postseason: () (29G,29G,41N)

Special teams tackles — 1 in 2023.

TITLETOWN: GREEN BAY, WIS.

On Dec. 6, 1961, three days after the Packers clinched the Western Conference title and were assured of playing host to the NFL Championship Game in Green Bay for the first time, civic leaders adopted the nickname "Titletown, U.S.A."

Some 110 men and women from all walks of civic and business life in Green Bay agreed to the idea — the brainchild of Jack Yuenger, the *Green Bay Press-Gazette's* advertising manager at the time — during a breakfast at the old downtown Beaumont Hotel. Festivities were to start following the Packers' final regular-season game in Los Angeles on Dec. 17.

The group made plans to hang Titletown banners and signs in the downtown area; held a number of events, including a Christmas party for the Packers on Dec. 23 at the Brown County Veterans Memorial Arena; and wrote a song, "Titletown, U.S.A.," to the tune of "Mr. Touchdown."

The community enthusiastically greeted the idea to the point where it still uses the nickname, and the Packers did their part on Dec. 31 by beating the Giants, 37-0, in the first postseason game ever played at what is now Lambeau Field.



KENNY CLARK 97

DEFENSIVE LINEMAN
UCLA

Ninth NFL Season
Ninth Packers Season

Ht: 6-3 » Wt: 314 » Born: October 4, 1995 » NFL Games Played/Started: 123/109 » Acquired: D1-16

PRO HIGHLIGHTS:

► Produced the third Pro Bowl season of his career in 2023, highlighted by a career-best 7½ sacks (No. 3 on the team), a team-high nine tackles for a loss, three passes defended (tied career high, 2018), 16 QB hits (No. 3 on the team) and 50 NextGenStat QB pressures (No. 2 on the team).

► Was one of three Packers (S Adrian Amos, LB Preston Smith) to start all 17 games on defense in 2022, posting four sacks (No. 3 on the team), 10 QB hits (No. 4 on the team) and five tackles for a loss (tied for No. 5 on the team).

► In 2021, made his second career Pro Bowl and led the Green Bay defensive line with 48 tackles (28 solo) while also finishing in the top five on the team with four sacks (No. 4), six tackles for a loss (tied for No. 3) and 13 QB hits (No. 3).

► According to Stats Pass, tied with LB Rashan Gary for the team lead in 2021 with 43½ QB hurries (No. 6 among NFL players listed as a DT).

► In 2020, started all 13 games he played in, leading the defensive line with 41 tackles (28 solo), two sacks, three tackles for a loss and six QB hits.

► In two 2020 postseason contests, recorded 11 tackles (six solo), a team-best 2½ sacks, a team-high two tackles for a loss and three QB hits (tied for the team lead).

► His 2½ sacks ranked No. 4 in the NFL in the 2020 postseason, tied for the eighth most by a Green Bay player in the postseason since 1982, and were the most since LB Nick Perry recorded 3½ in the 2015 postseason.

► According to NFL Next Gen Stats, ranked No. 2 in the NFL in 2019 with 49 QB pressures and 43 disruptions (the combined total of hurries, pressures or sacks – one per play) among players who play at least 75 percent of their snaps on the interior defensive line.

► Earned his first trip to the Pro Bowl (injury replacement for Rams DT Aaron Donald) after a 2019 season where he started all 16 games, ranked No. 2 on the team with a career-high 89 tackles (52 solo) and posted six sacks.

► Started both 2019 playoff games and posted seven tackles (five solo), a sack, three QB hits and three QB pressures.

► Missed three games due to an elbow injury, but was named a Pro Bowl alternate in 2018 after ranking at or near the top of the team in tackles (No. 3, 73), sacks (No. 2, six), tackles for a loss (tied for No. 1, 13), QB hits (No. 3, seven), QB pressures (No. 5, 13) and opponent fumble recoveries (No. 1, two), which was also tied for No. 5 in the league.

► In 2017, started all 15 games he appeared in, leading the Green Bay defensive line in tackles (78) and ranking No. 2 in both sacks (4½) and solo tackles (39). Also posted eight tackles for a loss, two forced fumbles, 11 QB hits, 10 QB pressures, a pass defended and a blocked extra point.

► Selected by Green Bay in the first round of the 2016 NFL Draft with the No. 27 overall selection, joining former teammate DE Datone Jones (No. 26 overall, 2013) as the only UCLA defensive linemen to be selected in the first round of the draft since DT Manu Tuiaosopo in 1979 (No. 18 overall, Seattle).

AT A GLANCE ...



- Has earned three trips to the Pro Bowl (2019, 2021, 2023), joining Henry Jordan (1960-61, 1963, 1966) as the only Packers defensive tackles to make three-plus Pro Bowls.
- With 34 career sacks, passed DE Vonnie Holiday and LB Nick Perry (32) for No. 10 and LB Bryce Paup (32½) for No. 9 on Green Bay's all-time list (since 1982). Trails LB Tony Bennett (36) for the No. 8 spot on the list.
- Has five career postseason sacks, No. 4 in team history (since 1982) and No. 6 in the NFL from 2019-23.
- Has led or tied for the lead on the defensive line in tackles in seven of his eight years with the Packers.
- His 34 sacks from 2017-23 ranked No. 2 on the team over that span (LB Preston Smith, 41½) and his seven forced fumbles led the Packers.
- Earned third-team All-America honors from *The Associated Press* and first-team All-Pacific-12 recognition from the coaches and media as a junior at UCLA in 2015.

2023 SEASON: Started all 17 regular-season games and was named to his third career Pro Bowl after recording 44 tackles (22 solo), a career-best 7½ sacks (No. 3 on the team), a team-high nine tackles for a loss, two forced fumbles, three passes defended (tied career high, 2018) and 16 QB hits (No. 3 on the team)... Finished No. 2 on the team with 50 NextGenStat QB pressures... Registered at least a half-sack in seven games on the season... Recorded at least a half-sack in the first three games of the season for the first time in his career...It was only the second time in his career he has posted at least a half-sack in three straight games (2019, Games 13-15)...Started both postseason contests, recording seven tackles (four solo), a half-sack and a tackle for a loss and tied for No. 2 on the team with two QB hits...**At Chicago (Sept. 10):** Registered two tackles (both assists), two QB hits and a half-sack when he teamed with DL Devonte Wyatt to bring down QB Justin Fields while forcing a fumble that was recovered by CB Rasul Douglas...**At Atlanta (Sept. 17):** Recorded six tackles (five solo), a half-sack and two QB hits. Bull-rushed and hit QB Desmond Ridder as he threw to alter the ball that was intercepted by Douglas early in the first quarter. After LB Preston Smith hit QB Desmond Ridder, teamed with LB Rashan Gary to take Ridder down for a loss of 2 yards at the Green Bay 15 on third-and-11 late in the third quarter...**vs. New Orleans (Sept. 24):** Posted four tackles (three solo), a tackle for a loss and a QB hit, and sacked QB Derek Carr on the first possession of the game for a loss of 9 yards on third down to force a punt...**At Las Vegas (Oct. 9):** Registered five tackles (two solo), a tackle for a loss and a QB hit, and sacked QB Jimmy Garoppolo for a loss of 9 yards on a third-and-7 in the first quarter to force a punt...**vs. Minnesota (Oct. 29):** Finished with three tackles (one solo), a sack, two QB hits and a tackle for a loss. Early in the fourth quarter, fought off a block to sack QB Kirk Cousins for a loss of 4 yards on third-and-19, forcing a field goal that was blocked by DL Karl Brooks...**vs. L.A. Chargers (Nov. 19):** Recorded a solo tackle, a forced fumble and a pass defended. Early in the fourth quarter, with the Chargers at the Green Bay 2, forced a fumble on RB Austin Ekeler that was recovered by Gary at the Green Bay 6. Extended to bat a QB Justin Herbert pass down on fourth-and-1 with 23 seconds left in the game to seal the win. It was the first time in his career

VETERANS

COMMUNITY

ADMIN. & COACHES

CLARK

DRAFT & FREE AGENTS

2023 REVIEW

RECORDS & HISTORY

LAMBEAU FIELD

MISC.

he posted a pass defended and forced fumble in the same game...
Vs. Kansas City (Dec. 3): Finished with five tackles (two solo), a tackle for a loss, two QB hits and with the Chiefs on the Green Bay 9, bull-rushed his way to team with Gary to sack QB Patrick Mahomes for a loss of 7 yards on third-and-9 late in the first quarter. Late in the third quarter with Kansas City on the Green Bay 1, beat C Creed Humphrey to take down RB Isaiah Pacheco for a loss of a yard...**Vs. Tampa Bay (Dec. 17):** Recorded four tackles (three solo), two sacks, two QB hits, two tackles for a loss and a pass defended. It marked the sixth two-sack game of his career and the third time in four regular-season games against the Buccaneers that he had at least 1½ sacks. On a third-and-6 in the first quarter with the Bucs at the Green Bay 21, took down QB Baker Mayfield after initial pressure by Gary...**At Minnesota (Dec. 31):** Led the team with six NextGenStat QB pressures and posted a tackle (solo) and a pass defended. Of his six QB pressures, one resulted in a CB Corey Ballentine interception, two ended in sacks for teammates and two were incompletions...**Vs. Chicago (Jan. 7):** Recorded two tackles (one solo), a QB hit, a tackle for a loss, a team-best four NextGenStat QB pressures, and late in the second quarter with Chicago on the Green Bay 13, sacked Fields for a loss of 8 yards on third-and-6 to force a field goal...**At San Francisco (NFC Divisional, Jan. 20):** Tied for No. 3 on the team with five tackles (two solo) and a QB hit, and posted a half-sack when he teamed with Smith to bring down QB Brock Purdy for a loss of 7 yards on a third-and-6 in the first quarter, forcing a punt. Also tied for the team lead with four NextGenStat QB pressures that resulted in a sack, a completion for 4 yards, an incompleton and a scramble for a yard.

2022: Started all 17 contests and finished No. 3 on the team with four sacks while also recording 53 tackles (27 solo), 10 QB hits (No. 4 on the team) and five tackles for a loss (tied for No. 5 on the team)...**At Minnesota (Sept. 11):** Posted four tackles (three solo), a tackle for a loss and two QB hits. Teamed with Gary to take down RB Dalvin Cook for a loss of a yard late in the third quarter. Helped force incompletions on both of his QB hits...**At Tampa Bay (Sept. 25):** Tallied four tackles (three solo) and led the team in sacks (two), tackles for a loss (two) and QB hits (two). On the first drive of the game, sacked QB Tom Brady for a loss of 6 yards on third down to force a field goal...**Vs. New England (Oct. 2):** Recorded six tackles (two solo), including teaming with DL Jarran Reed to stop RB Rhamondre Stevenson a yard short on third-and-3 with just under a minute to play in the fourth quarter...**At Detroit (Nov. 6):** Finished No. 2 on the team with a season-best seven tackles (four solo)...**Vs. Dallas (Nov. 13):** Posted four tackles (two solo), a QB hit and a tackle for a loss, and sacked QB Dak Prescott for a loss of a yard on first down early in the third quarter...**At Chicago (Dec. 4):** Posted three tackles (two solo), all of which were for no gain...**Vs. Minnesota (Jan. 1):** Finished with four tackles (one solo) and a QB hit, and midway through the third quarter, forced and recovered a fumble on a sack of Cousins to give the Packers the ball at their own 24-yard line.

2021: Started all 16 contests he appeared in during the regular season and led the Green Bay defensive line with 48 tackles (28 solo)...Also recorded four sacks (No. 4 on the team), six tackles for a loss (tied for No. 3), 13 QB hits (No. 3) and a fumble recovery...According to Stats Pass, tied with Gary for the team lead with 43½ QB hurries (No. 6 among NFL players listed as a DT)...Was placed on reserve/COVID-19 on Dec. 16 and was activated on Dec. 24...**At San Francisco (Sept. 26):** Recorded two tackles (one solo), a sack and a QB hit. With just over five minutes left in the game and the 49ers with the ball at the Packers' 44, sacked Garoppolo for a loss of 10 yards. Garoppolo attempted to throw the ball but threw it backwards and it was recovered by LB De'Vondre Campbell and returned to the 49ers' 38. K Mason Crosby hit a 38-yard field goal on the ensuing drive to give the Packers a six-point lead with under three minutes to play...**Vs. Pittsburgh (Oct. 3):** Finished with four tackles (one solo), a tackle for a loss and a QB hit, and recovered a fumble forced by DL Kingsley Keke on QB Ben Roethlisberger that gave Green Bay the ball at the Steelers' 23. The ensuing drive

resulted in a TD to give the Packers a 14-7 lead in the second quarter...**At Chicago (Oct. 17):** Posted three tackles (all solo), two sacks, two tackles for a loss and two QB hits. The two sacks on Fields totaled a loss of 23 yards and came in the span of three plays in the fourth quarter as he became the first Packers defensive lineman with two fourth-quarter sacks since Aaron Kampman vs. Washington on Oct. 14, 2007...**Vs. L.A. Rams (Nov. 28):** Finished No. 2 on the team with six tackles (three solo) while also recording a sack, a tackle for a loss and two QB hits. With just over seven minutes left in the game, sacked QB Matthew Stafford on third-and-10 for a loss of 8 yards...**Vs. San Francisco (NFC Divisional, Jan. 22):** Registered six tackles (four solo), two QB hits and a tackle for a loss and sacked Garoppolo on a third down in the third quarter for a loss of 6 yards to force a punt.

2020: Started all 13 games he played in, leading the DL with 41 tackles (28 solo), two sacks, three tackles for a loss and six QB hits...Posted four-plus tackles in seven games...Suffered a groin injury in the season opener and missed Weeks 2-4...In two postseason contests, recorded 11 tackles (six solo), a team-best 2½ sacks, a team-high two tackles for a loss and three QB hits (tied for the team lead)...Dating back to 1982, it marked just the ninth time a Packer had registered a sack in multiple games in the same postseason...His 2½ sacks tied for the eighth most by a GB player in the postseason since 1982 and were the most since Perry recorded 3½ in the 2015 postseason...According to Sportradar, the 2½ sacks were the fourth most by a Packer listed as a DL, DE, DT or NT (since 1982)...**At Indianapolis (Nov. 22):** Posted a season-best six tackles (five solo), two QB hits and a tackle for a loss, and sacked QB Philip Rivers for a loss of 8 yards to force a third-and-19 that the Colts did not convert in the third quarter...**Vs. Tennessee (Dec. 27):** Tallied three tackles (all solo), a tackle for a loss and a QB hit. All three tackles were on RB Derrick Henry (-2, 3 and 5 yards)...**Vs. L.A. Rams (NFC Divisional, Jan. 16):** Registered three tackles (one solo), two QB hits, a tackle for a loss and a playoff career-high 1½ sacks. Early in the third quarter, combined with Gary to take down QB Jared Goff on third-and-7 for a loss of 9 yards, forcing a punt. Then in the fourth quarter, with GB up by seven, sacked Goff for a loss of 6 yards to make it third-and-16, which the Rams did not convert. LA punted on fourth down and GB scored on the next drive to go up 14 points with seven minutes to play. According to Stathead.com, was the first player listed as DL, DT or DE to record more than one sack in a playoff game for the Packers since DT Cullen Jenkins recorded 1½ on Jan. 12, 2008, vs. Seattle...**Vs. Tampa Bay (NFC Championship, Jan. 24):** Led the team with eight tackles (six solo) while also posting a sack, a tackle for a loss and a QB hit. Sacked Brady for a loss of 5 yards on third-and-10 in the first quarter to force a punt. All eight tackles took place within three yards of the line of scrimmage. His eight tackles tied L.A. Rams DE Michael Brockers (eight vs. GB) for the most by a player listed as a DL, DE or DT on Sportradar in the 2020 postseason.

2019: Started all 16 games and ranked No. 2 on the team with a career-high 89 tackles (52 solo)...Registered six sacks (tied career high), a forced fumble, 11 tackles for a loss, 28 QB hits (No. 3 on the team) and 32 QB pressures (tied for No. 3 on the team)...Was named to his first career Pro Bowl (injury replacement for Donald)...Started both postseason games and posted seven tackles (five solo), a sack, three QB hits and three QB pressures...**At Chicago (Sept. 5):** Led the defensive line with eight tackles (three solo), a half-sack, a tackle for a loss and two QB pressures. On a third-and-1 play early in the second quarter, blew past C James Daniels to stuff WR Cordarrelle Patterson in the backfield for a 2-yard loss to force a three-and-out. Early in the third quarter, shed Daniels to get to QB Mitchell Trubisky for a shared zero-yard sack with P. Smith to force a three-and-out...**Vs. Minnesota (Sept. 15):** Finished with seven tackles (four solo), a sack, a forced fumble, five QB hits and two QB pressures. Late in the first quarter, shed a block by C Garrett Bradbury to get to Cousins for the sack, forcing a fumble on the play that was recovered by DL Dean Lowry at the Minnesota 33. The sack gave him at least one

in each of his last four games against the Vikings as he brought his total to five sacks in the last four games vs. Minnesota...**Vs. Washington (Dec. 8):** Posted six tackles (two solo), 1½ sacks, a QB pressure and a QB hit. On Washington's opening drive, got past C Chase Roullier to bring down QB Dwayne Haskins Jr. for a shared 11-yard sack with LB Kyler Fackrell to force a three-and-out. Midway through the third quarter, shed blocks from Roullier and G Brandon Scherff to sack Haskins for a 9-yard loss on third down...**Vs. Chicago (Dec. 15):** Matched his career high (twice before) with a team-high two sacks. Finished with six tackles (all solo), three tackles for a loss, two QB hits and two QB pressures. On Chicago's second series, blew by RG Rashad Coward to get to Trubisky for a 7-yard sack...**Vs. Seattle (NFC Divisional, Jan. 12):** Recorded three tackles (two solo), a sack, three QB pressures and two QB hits. On Seattle's second drive of the game, brought down RB Marshawn Lynch for no gain on a run up the middle on third-and-1 to force a three-and-out. With under a minute remaining in the first half, shed a block from LG Phil Haynes to get pressure on QB Russell Wilson, initially missing on the sack before getting off the ground to chase down Wilson for a 2-yard loss, the first sack of his career in the postseason.

2018: Started all 13 games he appeared in and ranked No. 3 on the team with 73 tackles (46 solo)...Was named a Pro Bowl alternate... Finished No. 2 on the team with a career-high six sacks and added 13 tackles for a loss (tied for the team lead), seven QB hits (No. 3 on the team), 13 QB pressures (No. 5), a team-high two fumble recoveries, a forced fumble and two passes defended...Was tied for No. 5 in the league with the two defensive fumble recoveries... Missed three games due to an elbow injury...Was placed on injured reserve (elbow) on Dec. 25...**Vs. Chicago (Sept. 9):** Finished with three tackles (two solo), a tackle for a loss, a fumble recovery, a QB pressure and a QB hit. On fourth-and-10 with just over a minute remaining and the Packers leading, 24-23, recovered a Trubisky fumble at the Chicago 39 that was forced by Perry on a sack to seal the Green Bay win...**At Washington (Sept. 23):** Matched his career high with a team-leading 10 tackles (seven solo)...**Vs. Buffalo (Sept. 30):** Posted three tackles (two solo), a forced fumble, a fumble recovery, a season-high three QB pressures and a QB hit. Late in the fourth quarter, punched the ball out on QB Josh Allen's third-down scramble and recovered the fumble at the Green Bay 27. Helped the defense allow just 58 rushing yards on 16 carries (3.6 avg.)...**Vs. San Francisco (Oct. 15):** Finished second on the team with eight tackles (five solo), a sack and a QB hit. Shed a block from G Mike Person to come up the middle for a 6-yard sack of QB C.J. Beathard late in the first half...**At L.A. Rams (Oct. 28):** Matched his career high with two sacks. Finished with eight tackles (five solo), four tackles for a loss, three QB pressures (tied season high) and a QB hit. On third-and-4 on the Rams' first drive, fought off a block from C John Sullivan to bring down Goff for a 1-yard sack. Beat Sullivan again on a third-and-9 early in the second quarter, coming up the middle to sack Goff for an 11-yard loss...**At Minnesota (Nov. 25):** Paced the defensive line with six tackles (three solo), a sack, a QB pressure and two QB hits. Late in the third quarter, fought off a block from C Pat Elflein to wrap up Cousins for a 9-yard sack on third down as the Vikings were forced to settle for a FG.

2017: Started all 15 games he appeared in and posted 78 tackles (39 solo), eight tackles for a loss, 4½ sacks, two forced fumbles, 11 QB hits, 10 QB pressures and a pass defended...Led the Green Bay defensive line in tackles and ranked No. 2 in sacks... Registered all 4½ of his sacks in the month of December, second most among NFL defensive tackles behind only Donald (five) and the most ever (since 1982) by a Green Bay DT in the month of December (according to Stats Pass)...**At Minnesota (Oct. 15):** Registered a career-high 10 tackles (five solo), a tackle for a loss, a forced fumble, a QB pressure and a QB hit. Early in the second quarter, fought off a double-team from Elflein and G Jeremiah Sirles as he went low to punch the ball out from RB Jerick McKinnon, the first forced fumble of his career. The fumble was scooped up by LB Clay Matthews at the Green Bay 19 and returned down the sideline 63 yards to the Minnesota 18, helping to set up a TD pass from QB Brett Hundley to WR Davante Adams three plays later...**Vs. New Orleans (Oct. 22):** Posted eight tackles (two solo), two QB pressures and two QB hits. Blocked a K Will Lutz extra point early in the third quarter, the first blocked extra point by the Packers since Sept. 22, 2013, at Cincinnati (Jones)...**Vs. Tampa Bay (Dec. 3):** Registered seven tackles (three solo), 1½ sacks, a forced fumble, two QB pressures and one QB hit. Posted his first career sack late in the second quarter, forcing a fumble by QB Jameis Winston that was caught by Lowry at the Green Bay 38 and returned 62 yards for a TD. Late in the fourth quarter, chased down Winston and wrapped him up low for a shared 3-yard sack with Matthews...**Vs. Minnesota (Dec. 23):** Posted a career-high two sacks along with six tackles (three solo) and two QB hits. In the first quarter, came around on a stunt and beat G Nick Easton to get to QB Case Keenum for a 9-yard sack on third down, which forced a Minnesota punt. Early in the fourth quarter, was credited with a 2-yard sack as he chased Keenum out of bounds.

2016: Played in all 16 games with two starts and registered 33 tackles (14 solo), two tackles for a loss, four QB pressures, three QB hits, two fumble recoveries and two passes defended... Also appeared in all three postseason contests and recorded nine tackles (five solo), including a tackle for a loss, a team-high five QB pressures and a QB hit...**At Jacksonville (Sept. 11):** Posted an assisted tackle in his NFL debut, becoming the youngest player to appear in a season opener for the Packers since Arnie Herber (20 years old) in 1930...**Vs. N.Y. Giants (Oct. 9):** Recorded the first fumble recovery of his career, scooping up a QB Eli Manning fumble at the New York 33 late in the first half and returning it 2 yards to the 31 after Fackrell knocked the ball out on a sack. The turnover helped set up Crosby's 44-yard FG as time expired in the first half. Added two tackles (one solo), including a tackle for a loss...**Vs. Minnesota (Dec. 24):** Made a key takeaway in the second quarter. With just under 10 minutes remaining, dove on a fumbled snap by Easton to give the Packers the ball at the Minnesota 42, field position that led to a 2-yard Jordy Nelson TD catch three plays later. Late in the third quarter, beat Easton to put a hit on QB Sam Bradford and force an incomplete pass...**At Dallas (NFC Divisional, Jan. 15):** Posted four tackles (three solo), including a tackle for a loss. Late in the third quarter, read a screen pass to RB Ezekiel Elliott, bringing him down behind the line of scrimmage for a 2-yard loss. Added two QB pressures and a QB

HISTORY OF THE SACK STATISTIC

In 1947, the NFL implemented a new team statistic, yards lost attempting to pass. The new category allowed the league to separate gross yards passing from net yards, to more accurately reflect a team's passing performance. Net passing yards included yards lost by backs tackled on passing plays.

In 1963, Seymour Siwoff, president of the league's official statistical company, the Elias Sports Bureau, made a suggestion. Recognizing that the "yards lost attempting to pass" figure needed a complement, he argued for a new category: number of times losing yards attempting to pass. The league agreed, and one of the NFL's top executives, Jim Kensil, first coined the term "sack," which is a term from the Dark Ages, meaning to plunder a captured town. Kensil, who handled NFL public relations among other responsibilities, popularized the term in his stories and publicity materials.

In 1982, convinced by member-team PR directors (many of whom were convinced by their players), Elias and the NFL agreed to make individual sacks an official number. New rules were written, such as only two players can share in a sack.

Today, it's arguably the game's most popular defensive stat. Elias, which also tracks official numbers for MLB, the NBA and the NHL, still has the final word on every challenged sack in the NFL, spending Tuesday or Wednesday in the film room at the league office.

hit...**2016 Draft:** Selected by the Packers in the first round with the No. 27 overall choice, the second defensive tackle selected behind Louisville's Sheldon Rankins (New Orleans, No. 12 overall).

COLLEGE: Played in all 39 games in his three seasons at UCLA with 29 starts, opening the final 29 games of his career for the Bruins...Finished with 164 tackles (96 solo), seven sacks and 20½ tackles for a loss...Majored in African American studies...**2015:** Started all 13 games and earned third-team All-America recognition from *The Associated Press*...Was named first-team All-Pac-12 by both the coaches and the media...Was a team co-captain and appeared on the watch lists for the Bednarik Award, Lombardi Award, Nagurski Trophy and Outland Trophy...Registered career highs in tackles (75), sacks (six) and tackles for a loss (11), ranking second on the team in all three of those categories...Posted a career-high five pass breakups, good for third on the team...Was presented the Henry R. "Red" Sanders Award for the most valuable player on UCLA's defense and the N. N. Sugarman Award for the best leadership on defense...Also was given the Bobby Field UCLA Captains Award and the Bruin Force Award at the annual team banquet...Scored the first TD of his career when he hauled in a 3-yard pass from QB Josh Rosen in the third quarter to put the Bruins up, 31-9, vs. Virginia (Sept. 5)...**2014:** Started all 13 games and earned second-team All-Pac-12 honors...Ranked No. 6 on the team with 58 tackles (31 solo) and added 5½ tackles for a loss, a fumble recovery and a pass defended...**2013:** Appeared in all 13 contests with four starts as a true freshman and registered 31 tackles (18 solo), four tackles for a loss, a sack and a forced fumble...Was presented the Ed Kezirian "Coach K" Award for Academic and Athletic Balance at the team banquet.

PERSONAL: Given name Kenneth Duane Clark Jr. ...Born in San Bernardino, Calif. ...Has a daughter, Kenai...**High school:** Was named the CIF Eastern Division Defensive Player of the Year as a senior in 2012 at Wilmer Amina Carter High School in Rialto, Calif., posting 71 tackles, 11 sacks, five forced fumbles and a fumble recovery to help his team finish 12-1...Was an All-West Region selection by *SuperPrep* and was rated a four-star recruit by both Scout.com and Rivals.com...As a junior, registered 31 tackles, 17 tackles for a loss and 8½ sacks...In addition to DT, also saw time at T, G and C on offense...Also lettered three years in wrestling, winning a CIF title as a senior when he defeated future UCLA teammate Alex Redmond...**Community involvement:** Hosts an annual youth football camp in the summer in Rialto, Calif. ...Has conducted toy drives in his hometown of San Bernardino...Shopped with kids from the PALS program at Meijer in Green Bay during the holidays...Visited with kids at the Milwaukee Children's Hospital and helped build a playground with the Milwaukee police...Has spoken to students at numerous high schools around Wisconsin...Has participated in events for the Boys & Girls Club...Gave a speech to the Army National Guard 157th Maneuver Enhancement Brigade to thank them for their service...Took part in the annual Packers Tailgate Tour in 2018 and 2024, traveling throughout Wisconsin to visit fans and raise money for local organizations...Autographed items to help raise money for The Salvation Army...Participated in the Packers Give Back Celebrity Bowling Event to raise money for the Northeast Wisconsin Technical College (NWTCC) Promise Scholarship...Visited children's hospitals and worked at youth football camps while he was at UCLA.

NFL debut: at Jacksonville, 9/11/16

First NFL start: vs. Detroit, 9/25/16

First NFL sack: vs. Tampa Bay, 12/3/17 (J.Winston)

CAREER TRANSACTIONS

- 2016 Selected by Green Bay Packers in the first round (27th overall) of '16 NFL Draft, April 28...Signed first contract, June 17.
- 2018 Placed on injured reserve (elbow), Dec. 25.
- 2020 Signed contract extension, Aug. 15.
- 2021 Placed on reserve/COVID-19, Dec. 16...Activated from reserve/COVID-19, Dec. 24.

KENNY CLARK'S NFL REGULAR-SEASON DEFENSIVE STATISTICS

YEAR	TEAM	GP	GS	TACKLES							INTERCEPTIONS												
				TK	S	A	TFL	YDS	SK	YDS	QBH	NO	YDS	LG	TD	PD	FF	FR	TD	YDS			
2016	Packers	16	2	33	14	19	1	1	0.0	0.0	2	0	0	0	0	0	2	0	2	0	2	0	2
2017	Packers	15	15	78	39	39	6	24	4.5	26.5	6	0	0	0	0	0	1	2	0	0	0	0	0
2018	Packers	13	13	73	46	27	11	48	6.0	43.0	9	0	0	0	0	0	3	1	2	0	0	0	0
2019	Packers	16	16	89	52	37	11	34	6.0	36.5	28	0	0	0	0	0	0	1	0	0	0	0	0
2020	Packers	13	13	42	28	14	3	14	2.0	12.0	6	0	0	0	0	0	0	0	0	0	0	0	0
2021	Packers	16	16	48	27	21	6	34	4.0	46.0	13	0	0	0	0	0	0	0	0	1	0	0	0
2022	Packers	17	17	53	27	26	5	17	4.0	24.0	10	0	0	0	0	0	0	1	1	0	0	0	0
2023	Packers	17	17	44	22	22	9	47	7.5	48.5	16	0	0	0	0	0	3	2	0	0	0	0	0
NFL TOTALS		123	109	460	255	205	52	219	34.0	236.5	90	0	0	0	0	0	9	7	6	0	2	0	2

KENNY CLARK'S NFL POSTSEASON DEFENSIVE STATISTICS

YEAR	TEAM	GP	GS	TACKLES							INTERCEPTIONS												
				TK	S	A	TFL	YDS	SK	YDS	QBH	NO	YDS	LG	TD	PD	FF	FR	TD	YDS			
2016	Packers	3	0	9	5	4	1	2	0.0	0.0	0	0	0	0	0	0	0	0	0	0	0	0	0
2019	Packers	2	2	7	5	2	1	2	1.0	2.0	3	0	0	0	0	0	0	0	0	0	0	0	0
2020	Packers	2	2	11	6	5	2	11	2.5	15.5	3	0	0	0	0	0	0	0	0	0	0	0	0
2021	Packers	1	1	6	4	2	1	6	1.0	6.0	2	0	0	0	0	0	0	0	0	0	0	0	0
2023	Packers	2	2	7	4	3	1	1	0.5	3.5	2	0	0	0	0	0	0	0	0	0	0	0	0
NFL TOTALS		10	7	40	24	16	6	22	5.0	27.0	10	0	0	0	0	0	0	0	0	0	0	0	0

SINGLE-GAME HIGHS: DEFENSIVE

Total Tackles 10 at Washington Redskins, Sep 23, 2018
10 at Minnesota Vikings, Oct 15, 2017
7 vs. Arizona Cardinals, Dec 02, 2018
7 at Washington Redskins, Sep 23, 2018
...1 more at 7.

Sacks 2.0 vs. Tampa Bay Buccaneers, Dec 17, 2023
2.0 at Tampa Bay Buccaneers, Sep 25, 2022
...4 more at 2.0.

Passes Defended 1 at Minnesota Vikings, Dec 31, 2023
1 vs. Tampa Bay Buccaneers, Dec 17, 2023
...7 more at 1.

Forced Fumbles 1 at Chicago Bears, Sep 10, 2023
1 vs. Minnesota Vikings, Jan 01, 2023
...4 more at 1.

Fumble Recoveries 1 vs. Minnesota Vikings, Jan 01, 2023
1 vs. Pittsburgh Steelers, Oct 03, 2021
...4 more at 1.

Tackles For Loss 4 at Los Angeles Rams, Oct 28, 2018
3 vs. Chicago Bears, Dec 15, 2019

Longest Opp Fumble Return 2 vs. New York Giants, Oct 09, 2016

6 SEAN CLIFFORD

QUARTERBACK

Penn State

Second NFL Season

Second Packers Season



Ht: 6-2 >>> Wt: 218 >>> Born: July 14, 1998 >>> NFL Games Played/Started: 2/0 >>> Acquired: D5a-23

PRO HIGHLIGHTS:

>> Appeared in two games last season and was active but did not play as the backup QB in the other 15 contests.

>> Completed a 37-yard pass to WR Bo Melton on his first NFL passing attempt at Minnesota in Week 17.

>> Selected by the Packers with the first of two picks in the fifth round (No. 149 overall) of the 2023 NFL Draft, becoming the first Penn State quarterback to be drafted by Green Bay.

2023 SEASON: Appeared in two games and was active but did not play in the other 15 contests...Completed his lone passing attempt for 37 yards...Played in one postseason contest...**At Chicago (Sept. 10):** Made his NFL debut, taking over at quarterback for Jordan Love for the final series (five snaps) with under three minutes remaining in the game and the Packers leading, 38-20...**At Minnesota (Dec. 31):** Took over at QB for Love for the final series with the Packers leading, 33-10, and played the final eight snaps. Found WR Bo Melton for a 37-yard completion to the Minnesota 30 on his first career passing attempt before kneeling to run out the clock on the final two snaps...**At Dallas (NFC Wild Card, Jan. 14):** Appeared on three snaps in his NFL postseason debut, taking over for Love on one series in the fourth quarter with the Packers holding a 48-24 lead...**2023 Draft:** Selected by the Packers with the first of two picks in the fifth round (No. 149 overall), the 11th quarterback drafted in 2023. Was the highest-drafted Penn State QB since Christian Hackenberg was selected by the N.Y. Jets in 2016 (second round, No. 51 overall) and became just the third Nittany Lion QB to be drafted since 2000.

COLLEGE: Played in 51 games with 46 starts in five seasons (2018-22) and finished as Penn State's all-time leader in completion percentage (61.4), completions (833), passing yards (10,661), total yards (11,734), passing touchdowns (86), pass attempts (1,356) and wins as a starting quarterback (32)...Became only the second four-time captain in school history (LB Jonathan Sutherland)...Is one of two Nittany Lions to reach 11,000 yards of total offense (11,758) and is the only QB in school history to eclipse 10,000 passing yards...Finished his career ranked No. 3 in school history in passing efficiency (143.8) and 300-yard games (eight), No. 2 in TDs responsible for (100) and 200-yard passing games (27) and tied for No. 6 in yards per passing attempt (7.9)...Among Penn State QBs, ranks No. 3 all-time in rushing yardage (1,073) and No. 4 in rushing TDs (15)...Finished No. 4 in Big Ten history in career TD passes, No. 5 in passing yards and No. 7 in both completions and attempts...Earned degrees in advertising/public relations and journalism with a minor in psychology...**2022:** Started all 13 games, completing 226 of 351 passes (64.4 pct.) for 2,822 yards and 24 TDs with seven INTs...Rushed for 176 yards and five TDs on 69 carries (2.6 avg.) and recorded two receptions for 24 yards (12.0 avg.)...Earned All-Big Ten honorable mention from the coaches and media...Finished No. 3 for a single season in school history in completion percentage (64.4), tied for No. 4 in passing TDs, No. 5 in both passing efficiency (150.5) and TDs responsible for (29), No. 9 in total yards (2,998) and No. 8 in both completions (226) and passing yards (2,822)...Earned Academic All-Big Ten recognition and was a finalist for the Jason Witten Collegiate Man of the Year award...Completed 20 of 37

AT A GLANCE ...



- Appeared in two games last season and was active but did not play as the backup quarterback in the other 15 contests.
- Found WR Bo Melton for a 37-yard completion on his first NFL passing attempt at Minnesota in Week 17.
- Played in 51 games with 46 starts in five seasons at Penn State (2018-22) and finished as the all-time leader in school history in completion percentage (61.4), completions (833), passing yards (10,661), total yards (11,734), passing TDs (86) and wins as a starting quarterback (32).
- Was one of two Nittany Lions to reach 11,000 yards of total offense (11,758) and was the only QB in school history to eclipse 10,000 passing yards.
- Finished No. 4 in Big Ten history in career TD passes, No. 5 in passing yards and No. 7 in both completions and attempts.
- Selected by the Packers with the first of two picks in the fifth round (No. 149 overall) of the 2023 NFL Draft, becoming the first Penn State quarterback to be drafted by Green Bay.

passes (54.1 pct.) for 282 yards and a career-high-tying four TDs along with a rushing TD at Purdue (Sept. 1), earning Big Ten Offensive Player of the Week honors...Was named the Big Ten Offensive Player of the Week after completing 23 of 31 passes (74.2 pct.) for 295 yards and four TDs vs. Minnesota (Oct. 22), including three TD passes of 20-plus yards...Completed 16 of 21 passes (76.2 pct.) for 279 yards and two TDs to earn Rose Bowl Game Offensive MVP honors vs. Utah (Jan. 2), highlighted by a season-long 88-yard TD pass to WR KeAndre Lambert-Smith...**2021:** Started all 13 games and earned All-Big Ten honorable mention from the coaches and media...Connected on 261 of 428 passes (61.0 pct.) for 3,107 yards and 21 TDs with eight INTs...Posted 163 rushing yards and two TDs on 99 carries (1.6 avg.)...Finished No. 4 in the Big Ten in completions per game (20.1; No. 30 nationally), No. 5 in both passing TDs (No. 36 nationally) and passing yards (No. 31 nationally) and No. 6 in total offense per game (251.5)...Became the first QB in school history to have three games with 250 passing yards and three passing TDs in two different seasons (four games in 2021 and three games in 2019)...His 3,107 yards passing and 261 completions ranked No. 4 in school single-season history and his 61.0 completion percentage ranked No. 5...Registered eight 200-yard passing games, tied for No. 6 in school annals...Was a member of the 2021 National Football Foundation (NFF) National Scholar-Athlete Class...Selected to the Allstate American Football Coaches Association (AFCA) Good Works Team, which recognizes college football athletes for their unwavering commitment to community service and their "good works" off the field...Earned a spot on the Senior CLASS (Celebrating Loyalty and Achievement for Staying in School) Award first team...Selected as Penn State's Big Ten Sportsmanship Award honoree...Earned Academic All-Big Ten honors...Earned the team's Public Service Award and Lion's Pride Outstanding Senior Player Award...Completed 28 of 32 passes (87.5 pct.) for 280 yards and two TDs vs. Auburn (Sept. 18) and was named to the Manning Award Stars of the Week and Davey O'Brien Award Great 8 Lists...His 87.5 completion percentage was the highest single-game mark by a Penn State QB in the last 25 years...Named the Big Ten co-Offensive Player of the Week and was the coaching staff's Offensive Player of the

Week after completing 19 of 26 passes (73.1 pct.) for a career-high 401 yards and a career-high-tying four TDs vs. Villanova (Sept. 25), becoming the first PSU quarterback to throw for 400 yards and four TDs in a game...Completed a career-high 38 passes on 52 attempts (67.3 pct) for 361 yards and a TD at Ohio State (Oct. 30), tying QB Matt McGloin (vs. Northwestern, 2012) for the most completions in a single game in program history...**2020:** Saw action in nine games with eight starts and completed 152 of 251 passes (61.0 pct.) for 1,883 yards (7.5 avg.) and 16 TDs with nine INTs...Also carried the ball 99 times for 335 yards (3.4 avg.) and three TDs...Finished No. 2 in the Big Ten in passing yardage, passing TDs and attempts (251) and was No. 3 in passing efficiency (137.45)...Ranked No. 2 in the conference with 2,218 yards of total offense...Led the Big Ten in passing plays of 70-plus yards (two, t-No. 7 nationally) and 60-plus yards (four, t-No. 6)...Earned Academic All-Big Ten honors and the team's Public Service Award...Completed 24 of 35 passes (68.6 pct.) for 238 yards and three TDs and rushed for a career-high 119 yards on 17 carries (7.0 avg.) at Indiana (Oct. 24), his first career 100-yard rushing game...Completed 16 of 22 passes (72.7 pct.) for 285 yards and two TDs vs. Illinois (Dec. 19), connecting with WR Jahan Dotson on a pair of 70-plus-yard TDs (75, 70), the first time in program history the Nittany Lions registered two passing plays of 70-plus yards in the same game...**2019:** Started all 12 games and earned All-Big Ten honorable mention from the coaches and media and was an Academic All-Big Ten selection...Ranked No. 3 in the Big Ten in passing TDs (23), yards per completion (14.04) and yards per pass attempt (8.32) and No. 4 in passing efficiency (148.54) and total yards per game (254.7)...Selected as the Big Ten co-Offensive Player of the Week after completing 26 of 31 passes (83.9 pct) for 398 yards and three TDs at Maryland (Sept. 27) along with 54 rushing yards and a TD on seven carries (7.7 avg.) to set a career high with 452 yards of total offense...Threw for 287 yards in the first half, breaking the school record held by QB Trace McSorley (258; Georgia State, 2017)...**2018:** Appeared in four games as a redshirt freshman, completing 5 of 7 passes (71.4 pct) for 195 yards (27.9 avg.) and two TDs...Completed the first five passes of his career...Was an Academic All-Big Ten selection...Completed all three of his passes for 117 yards vs. Kent State (Sept. 15), including a career-long 95-yard TD pass to WR Daniel George in the fourth quarter.

PERSONAL: Given name Sean Burke Clifford...Born in Barrington, Ill. ...His younger brother, Liam, plays wide receiver at Penn State...His father, John, played football and baseball at the University of Dubuque...Along with Liam, founded Limitless NIL, which seeks to help student-athletes build cutting-edge brands and business relationships designed for the world of NIL (Name, Image, Likeness)...**High school:** Was the first player to be a two-time team captain at St. Xavier High School (Cincinnati, Ohio), leading the team to the Division I state title as a senior in 2016 with a double-overtime win over St. Ignatius...Finished his career ranked No. 4 in school history with 4,004 career passing yards and set the school records for QBs with 1,110 rushing yards and 20 rushing TDs...Guided the school to three consecutive Greater Catholic League South titles in three seasons as the starting QB...Earned all-city and all-district honors and was named team MVP as a senior, completing 123 of 216 passes (56.2 pct.) for 1,426 yards and nine TDs while adding 571 yards and 12 TDs on 152 carries (3.8 avg.)...Earned first-team all-state recognition as a senior from MaxPreps/JJ Huddle...Was invited to the Under Armour All-American Game and the Army All-American Game...Attended the 2017 Under Armour Game, but was unable to play due to injury...Was a 2016 Elite 11 Finalist and was named Most Accurate Passer at Elite 11 competition...Accounted for 1,746 passing yards, 225 rushing yards and 18 total TDs (12 passing, six rushing) as a junior in 2015...Accumulated 832 passing yards, 314 rushing yards and 11 total TDs (nine passing, two rushing) as a sophomore in 2014...Also lettered in basketball as a freshman and track & field as a junior...**Community involvement:** Along with his brother, Liam, hosted the Clifford X Factor Camp in Cincinnati in June 2024, a free one-day youth football camp...Spoke at a fundraiser and took pictures with kids at an event for Big Brothers Big Sisters in Green Bay in October 2023...Served as Penn State Football's leadership liaison for volunteer activities in 2021, leading the team and encouraging his teammates to participate in volunteer activities throughout the community...Participated in the Reading Rewards Program, visiting elementary schools on a regular basis to read stories to classes and encourage children to read...Helped raise money each year for the Life for Life event, a fundraiser for kidney cancer treatment and research...Participated in TeamIMPACT, a program that matches children facing serious illness and disability with college sports teams.

NFL debut: at Chicago, 9/10/23

CAREER TRANSACTIONS

- 2023 Selected by Green Bay Packers as first of two choices in the fifth round (149th overall) of '23 NFL Draft, April 29... Signed first contract, May 5.

SEAN CLIFFORD'S NFL REGULAR-SEASON PASSING/RUSHING STATISTICS

DATE	TEAM	PASSING											RUSHING						
		GP	GS	ATT.	CMP.	PCT.	YDS	AVG.	TD	INT.	LG	SK	LST	RATE	NO.	YDS.	AVG.	LG	TD
2023	Packers	2	0	1	1	100.0	37	37.0	0	0	37	0	0	118.8	3	-2	-0.7	0	0
TOTALS		2	0	1	1	100.0	37	37.0	0	0	37	0	0	118.8	3	-2	-0.7	0	0

SEAN CLIFFORD'S NFL POSTSEASON PASSING/RUSHING STATISTICS

DATE	TEAM	PASSING											RUSHING						
		GP	GS	ATT.	CMP.	PCT.	YDS	AVG.	TD	INT.	LG	SK	LST	RATE	NO.	YDS.	AVG.	LG	TD
2023	Packers	1	0	0	0	0.0	0	0.0	0	0	0	0	0	0.0	0	0	0.0	0	0
TOTALS		1	0	0	0	0.0	0	0.0	0	0	0	0	0	0.0	0	0	0.0	0	0

SINGLE-GAME HIGHS: QUARTERBACK

Long Passes 37 at Minnesota Vikings, Dec 31, 2023

Rush Attempts 2 at Minnesota Vikings, Dec 31, 2023
1 at Chicago Bears, Sep 10, 2023

VETERANS
COMMUNITY
ADMIN. & COACHES
CLIFFORD
DRAFT & FREE AGENTS
RECORDS & HISTORY
LAMBEAU FIELD
MISC.

2023 REVIEW

2023 GXG REGULAR SEASON (PACKERS)

DATE	OPPONENT	P/S	PASSING										RUSHING				
			ATT	CMP	YDS	PCT	Y/A	Y/C	TD	INT	LG	SK/YD	RATE	ATT	YDS	LG	TD
09/10	at Bears	P	0	0	0	0.0	0.0	0.0	0	0	0	0/0	0.0	1	0	0	0
09/17	at Falcons								DID NOT PLAY								
09/24	Saints								DID NOT PLAY								
09/28	Lions								DID NOT PLAY								
10/09	at Raiders								DID NOT PLAY								
10/22	at Broncos								DID NOT PLAY								
10/29	Vikings								DID NOT PLAY								
11/05	Rams								DID NOT PLAY								
11/12	at Steelers								DID NOT PLAY								
11/19	Chargers								DID NOT PLAY								
11/23	at Lions								DID NOT PLAY								
12/03	Chiefs								DID NOT PLAY								
12/11	at Giants								DID NOT PLAY								
12/17	Buccaneers								DID NOT PLAY								
12/24	at Panthers								DID NOT PLAY								
12/31	at Vikings	P	1	1	37	100.0	37.0	37.0	0	0	37	0/0	118.8	2	-2	-1	0
01/07	Bears								DID NOT PLAY								
2023 TOTALS		2-0	1	1	37	100.0	37.0	37.0	0	0	37	0/0	118.8	3	-2	0	0

2023 GXG POSTSEASON (PACKERS)

DATE	OPPONENT	P/S	PASSING										RUSHING				
			ATT	CMP	YDS	PCT	Y/A	Y/C	TD	INT	LG	SK/YD	RATE	ATT	YDS	LG	TD
01/14	at Cowboys	P	0	0	0	0.0	0.0	0.0	0	0	0	0/0	0.0	0	0	0	0
01/20	at 49ers								DID NOT PLAY								
2023 TOTALS		1-0	0	0	0	0.0	0.0	0.0	0	0	0	0/0	0.0	0	0	0	0

WHERE TITLETOWN MEETS TINSELTOWN

- The 2008 release of *Leatherheads*, starring George Clooney and Renee Zellweger, was inspired by the tales of Johnny "Blood" McNally, who played for the Packers from 1929-33 and 1935-36. A native of New Richmond, Wis., Blood was inducted into the Pro Football Hall of Fame in 1963 as a charter member.
- Packers DT Don Stansauk (1950-51) became a professional wrestler after playing pro football and changed his name to H.B. (Hard Boiled) Haggerty. H.B. wrestled in the AWA for many years and was an eventual tag-team champion before setting his sights on becoming an actor, where he earned 58 credits in movies and television shows.
- Actor Matthew McConaughey's father was drafted by the Packers. The team selected James (Jim) McConaughey, an end, out of the University of Houston in the 27th round (319th overall) of the '53 draft. The elder McConaughey didn't see action in a league game.
- Alan Autry, who played Captain Bubba Skinner in the hit series *In the Heat of the Night*, also was drafted by Green Bay. GM/Head Coach Bart Starr selected him in the 12th round (296th overall) of the 1975 draft. During training camp, Autry met director Robert Altman, who would give him a small part in the 1978 film *Remember My Name*. Autry's legal name was Carlos Brown (including his 1975-76 Packers tenure) until 1981, when he changed it while filming *Southern Comfort*, after meeting his biological father. Autry now owns a production company, and produced and starred in his first full-length film, *The Legend of Jake Kincaid*.
- The Packers were the subject of a 1937 MGM/UA movie, *Pigskin Champions*. (Below, Don Hutson and Arnie Herber collect autographs from one of their "co-stars," Pete Smith, while in Hollywood.)
- In 1998, Brett Favre made a cameo in the comedy *There's Something About Mary* (Cameron Diaz, Ben Stiller), as Mary's mysterious boyfriend.
- Gary Knaflac, Lambeau Field's former P.A. announcer who also caught the game-winning touchdown in the stadium's inaugural game, was an actor as well. Using the screen name Gary Kincaid, he had roles in *Palm Springs Weekend* (1963) and other films.
 - Ray Nitschke had roles in *The Longest Yard* (1974), starring Burt Reynolds, and *Head* (1968).
 - Offensive lineman Matt Willig appeared in all 16 games for the Packers during the 1998 season. Since his playing career ended in 2005, Willig has become a successful actor, having appeared in a number of popular television shows including *Dexter*, *Chuck* and *Cold Case*, and has also landed a handful of roles in various films.
 - Wide receiver Greg Jennings showed his versatility when he made a guest appearance on the CBS television series *Criminal Minds* in May 2010. His brief speaking role saw him play a Behavioral Analysis Unit technician.
 - Donald Driver, the franchise's all-time leading receiver, won the 14th season of ABC's hit television show *Dancing With the Stars* in May 2012. He partnered with Peta Murgatroyd to defeat 11 other pairs and become the third football player to win the Mirror Ball Trophy.
 - Aaron Rodgers appeared in an episode of NBC's hit comedy *The Office*, during the show's final season. In his brief role, Rodgers served as a judge for the fictional television show *America's Next A Capella Sensation*.
 - Rodgers also competed on an episode of *Celebrity Jeopardy!* in 2015, earning \$50,000 for charity with a first-place finish, and served as a guest host for 10 episodes of *Jeopardy!* in 2021.
 - Five Packers showed off their singing and dancing moves in the 2015 movie *Pitch Perfect 2*, including David Bakhtiari, Don Barclay, T.J. Lang, Clay Matthews and Josh Sitton.



When the Green Bay Packers were making their film "Pigskin Champions" in California last March, they made the rounds of the studios and collected a variety of autographs. Here is the star (second from left) with Don Hutson, Arnie Herber, and Pete Smith, while in Hollywood.



TYLER DAVIS 84

TIGHT END
Georgia Tech

Fifth NFL Season
Fourth Packers Season

Ht: 6-4 » Wt: 252 » Born: April 2, 1997 » NFL Games Played/Started: 39/1 » Acquired: FA-21 (PS-Ind.)

PRO HIGHLIGHTS:

- ▶ Was sidelined for the entire 2023 season due to a knee injury sustained in the preseason opener at Cincinnati (Aug. 11).
- ▶ Played in all 17 games with one start in 2022, appearing on a team-high 342 plays on special teams and ranking No. 4 on the club with a career-high 10 tackles on special teams.
- ▶ Appeared in 14 games for the Packers in 2021, recording four catches for 35 yards (8.8 avg.) along with five tackles on special teams.
- ▶ Ranked No. 1 on the Packers in 2021-22 with 15 tackles on special teams over those two seasons.
- ▶ Was signed by Green Bay on Sept. 28, 2021, off the Indianapolis Colts' practice squad.
- ▶ Played in eight games as a rookie for the Jacksonville Jaguars in 2020, seeing time primarily on special teams.
- ▶ Was selected by the Jaguars in the sixth round (No. 206 overall) of the 2020 NFL Draft, the highest-drafted tight end out of Georgia Tech since Bill Martin was picked by the Bears in the second round (No. 21 overall) in 1964.

2023 SEASON: Sustained a season-ending knee injury in the preseason opener at Cincinnati (Aug. 11)...Was placed on injured reserve on Aug. 21.

2022: Played in all 17 games with one start, seeing time on offense and special teams...Registered four receptions for 26 yards (6.5 avg.) and ranked No. 4 on the team with a career-high 10 tackles on special teams...Appeared on a team-high 342 plays on special teams (TruMedia), the most by a Packer in a season since LB Kyle Fackrell in 2017 (352)...**At Minnesota (Sept. 11):** Posted a 3-yard reception...**At Tampa Bay (Sept. 25):** Matched his career high with two receptions for 26 yards (13.0 avg.), including a career-long 23-yard grab down to the Tampa Bay 6 on a third down in the second quarter...**Vs. New England (Oct. 2):** Led the team with two tackles on special teams...**Vs. N.Y. Giants (Oct. 9):** Made his first NFL start as the Packers opened with two TEs...**Vs. L.A. Rams (Dec. 19):** Tied for the team lead with two tackles on special teams...**Vs. Minnesota (Jan. 1):** Tied for the team lead with two tackles on special teams.

2021: Appeared in 14 games for Green Bay, recording four catches for 35 yards (8.8 avg.) along with five tackles on special teams...Was signed by the Packers on Sept. 28 off the Colts' practice squad...**Vs. Pittsburgh (Oct. 3):** Appeared on seven plays on special teams in his Green Bay debut...**At Cincinnati (Oct. 10):** Saw his first action on offense in a Green Bay uniform, appearing on four plays, and registered his first NFL tackle on special teams...**Vs. Seattle (Nov. 14):** Posted his first NFL reception when he hauled in a 4-yard pass from QB Aaron Rodgers in the first quarter...**At Baltimore (Dec. 19):** Registered a season-long 22-yard reception down the seam in the second quarter...**Vs. Minnesota (Jan. 2):** Played a career-high 32 snaps on offense and recorded a career-best two receptions for 9 yards (4.5 avg.).

2020: Appeared in eight games for the Jaguars as a rookie, playing primarily on special teams...Was inactive (healthy scratch) for eight contests...**Vs. Miami (Sept. 24):** Made his NFL debut, appearing on 12 plays on offense and six on special teams...**At**

AT A GLANCE ...



- Played in all 17 games with one start in 2022, appearing on a team-high 342 plays on special teams and ranking No. 4 on the club with a career-high 10 tackles on special teams.
- Appeared in 14 games for the Packers in 2021, recording four catches for 35 yards (8.8 avg.) along with five tackles on special teams.
- Ranked No. 1 on the Packers in 2021-22 with 15 tackles on special teams over those two seasons.
- Played in eight games as a rookie for the Jacksonville Jaguars in 2020, seeing time primarily on special teams.
- Appeared in 48 games with 26 starts during his collegiate career (Connecticut, 2016-18; Georgia Tech, 2019), posting 64 catches for 648 yards (10.1 avg.) and eight TDs.
- Posted six TD receptions as a junior at Connecticut in 2018, tied for the second most in a season in school history by a tight end.

Baltimore (Dec. 20): Served as the team's holder (two extra points)...**2020 Draft:** Selected by the Jaguars in the sixth round (No. 206 overall), the highest-drafted tight end out of Georgia Tech since Martin in 1964 (second round, No. 21 overall).

COLLEGE: Appeared in 48 games with 26 starts during his collegiate career, posting 64 catches for 648 yards (10.1 avg.) and eight TDs...Played in 36 games with 15 starts in three seasons at Connecticut (2016-18) before transferring to Georgia Tech as a graduate student for the 2019 season...Earned his bachelor's degree and his master's degree in economics...**2019:** Played in 12 games with 11 starts, ranking No. 3 on the Yellow Jackets with 17 receptions for 148 yards (8.7 avg.) and a TD...Posted a season-high 54 receiving yards on three catches (18.0 avg.) at Virginia (Nov. 9)...Hauled in a 6-yard TD grab vs. Georgia (Nov. 30)...**2018:** Appeared in all 12 games with 11 starts, posting a career-high 22 catches for a career-best 237 yards (10.1 avg.) and a career-high six TDs...His six TD receptions were tied for the second most in a season by a TE in school history...Registered four grabs for 66 yards (16.5 avg.) and a career-best two TDs at East Carolina (Nov. 17), including a season-long 41-yard grab, and also completed a 16-yard pass...**2017:** Played in 12 games with four starts, finishing with 14 receptions for 156 yards (11.1 avg.)...Registered a career-best 87 receiving yards on four grabs (21.8 avg.) vs. Memphis (Oct. 6), highlighted by a career-long 58-yard reception...**2016:** Appeared in all 12 games as a redshirt freshman, hauling in 11 passes for 107 yards (9.7 avg.) and a TD...Also was utilized on trick plays and completed two passes for 42 yards...Posted a season-high four receptions for a season-best 51 yards (12.8 avg.) and his first career TD vs. Syracuse (Sept. 24).

PERSONAL: Given name Tyler Harrison Davis...Born in Bellmore, N.Y. ...His father, Steve, worked in the music industry with Atlantic Records...**High school:** Was a three-year starter at quarterback at Mephram High School (Bellmore, N.Y.), throwing for 1,092 yards and 13 TDs as a senior while rushing for 1,553 yards and 22 TDs...As a junior, threw for 1,023 yards and six TDs while rushing for 1,107 yards and 21 TDs on his way to earning All-New York honors from *USA Today*...Was ranked the No. 6 prospect in New York by Rivals.com and the No. 5 prospect by ESPN...**Community involvement:** Visited schools and a children's hospital while he was in college and also coached a youth flag football team.

VETERANS

COMMUNITY

ADMIN. & COACHES

DAVIS

DRAFT & FREE AGENTS

2023 REVIEW

RECORDS & HISTORY

LAMBEAU FIELD

MISC.

NFL debut: vs. Miami, 9/24/20

First NFL start: vs. N.Y. Giants, 10/9/22

First NFL reception: vs. Seattle, 11/14/21 (4 yards, A.Rodgers)

CAREER TRANSACTIONS

- 2020 Selected by Jacksonville Jaguars in the sixth round (206th overall) of '20 NFL Draft, April 25...Signed first contract, June 12.
- 2021 Waived by Jaguars, Aug. 31...Signed by Indianapolis Colts to practice squad, Sept. 3...Signed to Green Bay Packers' active roster from Colts' practice squad, Sept. 28...Placed on reserve/COVID-19, Dec. 29.
- 2022 Activated from reserve/COVID-19, Jan. 1.
- 2023 Placed on injured reserve (knee), Aug. 21.
- 2024 Re-signed by Packers, March 8.

TYLER DAVIS' NFL REGULAR-SEASON RECEIVING STATISTICS

RECEIVING									
DATE	TEAM	GP	GS	NO.	YDS.	AVG.	LG	TD	
2020	Jaguars	8	0	0	0	0.0	0	0	
2021	Packers	14	0	4	35	8.8	22	0	
2022	Packers	17	1	4	26	6.5	23	0	
NFL TOTALS		39	1	8	61	7.6	23	0	

TYLER DAVIS' NFL POSTSEASON RECEIVING STATISTICS

RECEIVING									
DATE	TEAM	GP	GS	NO.	YDS.	AVG.	LG	TD	
2021	Packers	1	0	0	0	0.0	0	0	
NFL TOTALS		1	0	0	0	0.0	0	0	

SINGLE-GAME HIGHS: RECEIVING

Receptions 2 at Tampa Bay Buccaneers, Sep 25, 2022
2 vs. Minnesota Vikings, Jan 02, 2022

Receiving Yards 26 at Tampa Bay Buccaneers, Sep 25, 2022
22 at Baltimore Ravens, Dec 19, 2021

Longest Receptions 23 at Tampa Bay Buccaneers, Sep 25, 2022
22 at Baltimore Ravens, Dec 19, 2021

Special Teams Tackles 2 vs. Minnesota Vikings, Jan 01, 2023
2 vs. Los Angeles Rams, Dec 19, 2022
...1 more at 2.

2023 GXG REGULAR SEASON (PACKERS)

RECEIVING									
DATE	OPPONENT	P/S	NO.	YDS.	AVG.	LG	TD		
09/10	at Bears			INJURED RESERVE					
09/17	at Falcons			INJURED RESERVE					
09/24	Saints			INJURED RESERVE					
09/28	Lions			INJURED RESERVE					
10/09	at Raiders			INJURED RESERVE					
10/22	at Broncos			INJURED RESERVE					
10/29	Vikings			INJURED RESERVE					
11/05	Rams			INJURED RESERVE					
11/12	at Steelers			INJURED RESERVE					
11/19	Chargers			INJURED RESERVE					
11/23	at Lions			INJURED RESERVE					
12/03	Chiefs			INJURED RESERVE					
12/11	at Giants			INJURED RESERVE					
12/17	Buccaneers			INJURED RESERVE					
12/24	at Panthers			INJURED RESERVE					
12/31	at Vikings			INJURED RESERVE					
01/07	Bears			INJURED RESERVE					
2023 TOTALS	0-0		0	0	0.0	0	0		

2023 GXG POSTSEASON (PACKERS)

RECEIVING									
DATE	OPPONENT	P/S	NO.	YDS.	AVG.	LG	TD		
01/14	at Cowboys			INJURED RESERVE					
01/20	at 49ers			INJURED RESERVE					
2023 TOTALS	0-0		0	0	0.0	0	0		

2021 GXG REGULAR SEASON (COLTS/PACKERS)

RECEIVING									
DATE	OPPONENT	P/S	NO.	YDS.	AVG.	LG	TD		
09/12	Seahawks			PRACTICE SQUAD					
09/19	Rams			PRACTICE SQUAD					
09/26	at Titans			PRACTICE SQUAD					
Went from Colts to Packers.									
10/03	Steelers	P	0	0	0.0	0	0		
10/10	at Bengals	P	0	0	0.0	0	0		
10/17	at Bears	P	0	0	0.0	0	0		
10/24	Washington	P	0	0	0.0	0	0		
10/28	at Cardinals	P	0	0	0.0	0	0		
11/07	at Chiefs	P	0	0	0.0	0	0		
11/14	Seahawks	P	1	4	4.0	4	0		
11/21	at Vikings	P	0	0	0.0	0	0		
11/28	Rams	P	0	0	0.0	0	0		
12/12	Bears	P	0	0	0.0	0	0		
12/19	at Ravens	P	1	22	22.0	22	0		
12/25	Browns	P	0	0	0.0	0	0		
01/02	Vikings	P	2	9	4.5	9	0		
01/09	at Lions	P	0	0	0.0	0	0		
2021 TOTALS	14-0		4	35	8.8	22	0		

2021 GXG POSTSEASON (PACKERS)

RECEIVING									
DATE	OPPONENT	P/S	NO.	YDS.	AVG.	LG	TD		
01/22	49ers	P	0	0	0.0	0	0		
2021 TOTALS	1-0		0	0	0.0	0	0		

2022 GXG REGULAR SEASON (PACKERS)

RECEIVING									
DATE	OPPONENT	P/S	NO.	YDS.	AVG.	LG	TD		
09/11	at Vikings	P	1	3	3.0	3	0		
09/18	Bears	P	0	0	0.0	0	0		
09/25	at Buccaneers	P	2	26	13.0	23	0		
10/02	Patriots	P	0	0	0.0	0	0		
10/09	Giants	S	1	-3	-3.0	-3	0		
10/16	Jets	P	0	0	0.0	0	0		
10/23	at Commanders	P	0	0	0.0	0	0		
10/30	at Bills	P	0	0	0.0	0	0		
11/06	at Lions	P	0	0	0.0	0	0		
11/13	Cowboys	P	0	0	0.0	0	0		
11/17	Titans	P	0	0	0.0	0	0		
11/27	at Eagles	P	0	0	0.0	0	0		
12/04	at Bears	P	0	0	0.0	0	0		
12/19	Rams	P	0	0	0.0	0	0		
12/25	at Dolphins	P	0	0	0.0	0	0		
01/01	Vikings	P	0	0	0.0	0	0		
01/08	Lions	P	0	0	0.0	0	0		
2022 TOTALS	17-1		4	26	6.5	23	0		

2020 GXG REGULAR SEASON (JAGUARS)

RECEIVING									
DATE	OPPONENT	P/S	NO.	YDS.	AVG.	LG	TD		
09/13	Colts			INACTIVE					
09/20	at Titans			INACTIVE					
09/24	Dolphins	P	0	0	0.0	0	0		
10/04	at Bengals	P	0	0	0.0	0	0		
10/11	at Texans	P	0	0	0.0	0	0		
10/18	Lions	P	0	0	0.0	0	0		
10/25	at Chargers			INACTIVE					
11/08	Texans	P	0	0	0.0	0	0		
11/15	at Packers	P	0	0	0.0	0	0		
11/22	Steelers			INACTIVE					
11/29	Browns			INACTIVE					
12/06	at Vikings			INACTIVE					
12/13	Titans			INACTIVE					
12/20	at Ravens	P	0	0	0.0	0	0		
12/27	Bears			INACTIVE					
01/03	at Colts	P	0	0	0.0	0	0		
2020 TOTALS	8-0		0	0	0.0	0	0		



»» ANDRE DILLARD 73

VETERANS

TACKLE

Washington State

Sixth NFL Season
First Packers Season

Ht: 6-5 »» Wt: 315 »» Born: October 3, 1995 »» NFL Games Played/Started: 59/19 »» Acquired: FA-24

PRO HIGHLIGHTS:

- Was signed by the Packers as a free agent on April 18, 2024.
- Played in 16 games with a career-high 10 starts for the Tennessee Titans last season, with all 10 starts coming at left tackle.
- Has played in 59 career games with 19 starts (18 at LT, one at RT), spending his first four seasons in the NFL with the Philadelphia Eagles (2019-22).
- Was selected by the Eagles in the first round (No. 22 overall) of the 2019 NFL Draft, becoming the first-ever Washington State offensive lineman to be drafted in the first round.

2023 SEASON: Appeared in 16 games with a career-high 10 starts for the Titans, with all 10 starts coming at LT...**Vs. L.A. Chargers (Sept. 17):** Started at LT and helped protect QB Ryan Tannehill as he threw for 246 yards and a TD on 20-of-24 passing...**Vs. Cincinnati (Oct. 1):** Started at LT and helped clear holes for RB Derrick Henry, who rushed for 122 yards and a TD on 22 carries (5.5 avg.)...**Vs. Jacksonville (Jan. 7):** Started at LT and helped clear the way for Henry to register a season-high 153 rushing yards and a TD on 19 carries (8.1 avg.).

2022: Played in 12 games for the Eagles, seeing limited action on offense and special teams...Also appeared in all three postseason contests...Spent the first five games of the season on injured reserve (forearm) before being activated on Oct. 15.

2021: Appeared in 15 games with five starts (all at LT) and also appeared in Philadelphia's playoff game...**At Dallas (Sept. 27):** Made his first start of the season, helping to protect QB Jalen Hurts as he threw for 326 yards and two TDs...**Vs. Kansas City (Oct. 3):** Started at LT and was part of a line that helped Hurts throw for a career-high 387 yards and two TDs with no INTs.

2020: Sustained a season-ending biceps injury during a training-camp practice and was placed on injured reserve on Sept. 3.

2019: Appeared in all 16 games with four starts (three at LT, one at RT) as a rookie and also played in the Eagles' postseason contest...**Vs. Washington (Sept. 8):** Made his NFL debut, appearing on four plays on offense and four plays on special teams...**At Dallas (Oct. 20):** Made his first start in the NFL, opening at LT and playing all 60 snaps...**At Buffalo (Oct. 27):** Started at LT as the Eagles racked up a season-high 218 rushing yards and three TDs on 41 carries (5.3 avg.)...**Vs. Chicago (Nov. 3):** Started at LT for the third straight game...**Vs. Seattle (Nov. 24):** Made his first career start at RT...**2019 Draft:** Selected by the Eagles in the first round with the No. 22 overall pick, becoming the first-ever Washington State offensive lineman to be drafted in the first round.

COLLEGE: Appeared in 42 games with 41 starts in his four seasons with the Cougars, with all of his starts coming at LT...Helped the Cougars rank in the top three in the country in passing yards in each of his final three seasons (No. 1 in 2018,

AT A GLANCE ...



- Appeared in 16 games with a career-high 10 starts for the Tennessee Titans last season, with all 10 starts coming at left tackle.
- Has played in 59 career games with 19 starts (18 at LT, one at RT), spending his first four seasons in the NFL with the Philadelphia Eagles (2019-22).
- Was selected by the Eagles in the first round (No. 22 overall) of the 2019 NFL Draft, becoming the first-ever Washington State offensive lineman to be drafted in the first round.
- Earned first-team All-Pacific-12 honors as a senior in 2018 and was part of a line that helped the Cougars rank No. 8 in the nation in sacks allowed (13.0 in 13 games).
- Helped Washington State rank in the top three in the country in passing yards in each of his final three seasons (No. 1 in 2018, No. 2 in 2017, No. 3 in 2016) as the Cougars ranked No. 1 in the nation in passing yards from 2016-18.

No. 2 in 2017, No. 3 in 2016) as WSU ranked No. 1 in the nation in passing yards from 2016-18...Earned his degree in social sciences...**2018:** Started all 13 contests at LT and earned first-team All-Pacific-12 honors...Earned the "Bone Award" a team-high five times on the season, which is given to the WSU Offensive Lineman of the Week...Allowed just one sack on 677 passing attempts...Helped protect QB Gardner Minshew, who set Pac-12 and school single-season records for passing yards (4,779) and completions (468) and led the nation in passing yards per game (367.6)...Part of a line that helped the Cougars rank No. 8 in the nation in sacks allowed (13.0)...**2017:** Started all 13 games at LT and earned All-Pac-12 honorable mention...Earned the "Bone Award" for his performances in wins vs. Nevada (Sept. 23) and vs. No. 5-ranked USC (Sept. 29)...Blocked for QB Luke Falk, who threw for 3,593 yards and 30 TDs on the season and ranked No. 12 in the nation in passing yards per game (299.4)...**2016:** Started all 13 contests at LT, earning second-team All-Pac-12 recognition from Pro Football Focus...Helped protect Falk as he ranked No. 4 in the nation in passing yards per game (343.7) and No. 7 in TD passes (38)...Part of a line that helped the Cougars set a single-season school record for first downs (340, No. 5 in the nation)...**2015:** Appeared in three games with two starts at LT as a redshirt freshman...Made his first career start vs. Colorado (Nov. 21) and started again the next week at Washington (Nov. 27).

PERSONAL: Given name Andreas Clyde Dillard...Born in Woodinville, Wash. ...His father, Mitch, played on the offensive line at Washington State (1983-86) and later went on to serve as an offensive line coach at the school...**High school:** Attended Woodinville (Wash.) High School, where he earned first-team All KingCo honors and was named the KingCo 4A Crest Division Offensive Lineman of the Year as a senior...Earned first-team all-area recognition from the *Seattle Times* and was named one of the top 16 prospects in the state by the *Seattle Times*...Also played basketball for two seasons.

COMMUNITY

ADMIN. & COACHES

DILLARD

DRAFT & FREE AGENTS

2023 REVIEW

RECORDS & HISTORY

LAMBEAU FIELD

MISC.

NFL debut: vs. Washington, 9/8/19

First NFL start: at Dallas, 10/20/19

CAREER TRANSACTIONS

- 2019 Selected by Philadelphia Eagles in the first round (22nd overall) of '19 NFL Draft, April 25...Signed first contract, May 10.
- 2020 Placed on injured reserve (biceps), Sept. 3.
- 2021 Placed on reserve/COVID-19, Dec. 20...Activated from reserve/COVID-19, Dec. 29.
- 2022 Placed on injured reserve (forearm), Sept. 6...Activated from injured reserve, Oct. 15.
- 2023 Signed by Tennessee Titans as unrestricted free agent, March 20.
- 2024 Released by Titans, March 15...Signed by Green Bay Packers as free agent, April 18.

ANDRE DILLARD'S NFL REGULAR-SEASON STATISTICS

DATE	TEAM	GP	GS
2019	Eagles	16	4
2021	Eagles	15	5
2022	Eagles	12	0
2023	Titans	16	10
NFL TOTALS		59	19

ANDRE DILLARD'S NFL POSTSEASON STATISTICS

DATE	TEAM	GP	GS
2019	Eagles	1	0
2021	Eagles	1	0
2022	Eagles	3	0
NFL TOTALS		5	0

PACKERS GENERAL MANAGERS

Curly Lambeau.....	1946-49	Bart Starr.....	1975-80
Verne Lewellen.....	1954-58	Ron Wolf.....	1992-2000
Vince Lombardi.....	1959-68	Mike Sherman.....	2001-04
Phil Bengtson.....	1969-70	Ted Thompson.....	2005-2017
Dan Devine.....	1971-74	Brian Gutekunst.....	2018-present

Note: Includes only those who held the actual title, general manager, and the football seasons in which they held it. Lambeau, Lombardi, Bengtson, Devine, Starr and Sherman doubled as head coaches during the years listed, although Lombardi was GM only in 1968.

MODERN INSTANT REPLAY "CHALLENGE" SYSTEM, BY THE NUMBERS

After being first introduced in 1999 as a referee replay review to aid officiating, the instant-replay system was extended on a one-year basis in 2000 before being approved for the next three years through 2003. It was later extended on a five-year basis in March 2004, and then finally installed permanently in March 2007.

Plays can either be reviewed by an on-site NFL replay official or on behalf of a coach's challenge. The following is a look at the results of instant replay over the past 25 regular seasons:

Season	Games	Total Replay Reviews	Coaches' Challenges	Reversals
1999	248	195	133	57
2000	248	247	179	84
2001	248	258	191	89
2002	256	294	208	94
2003	256	255	184	66
2004	256	283	233	88
2005	256	295	223	92
2006	256	311	237	107
2007	256	327	250	122
2008	256	315	229	117
2009	256	328	228	126
2010	256	361	252	133
2011	256	390	209	172
2012	256	435	157	170
2013	256	423	183	185
2014	256	439	165	151
2015	256	415	201	176
2016	256	345	168	149
2017	256	429	182	196
2018	256	349	156	172
2019	256	417	217	196
2020	256	364	148	198
2021	272	279	131	158
2022	271	283	131	164
2023	272	334	148	194
TOTAL	6,423	8,371	4,743	3,456



»» AJ DILLON 28

RUNNING BACK
Boston College

Fifth NFL Season
Fifth Packers Season

Ht: 6-0 » Wt: 247 » Born: May 2, 1998 » NFL Games Played/Started: 60/11 » Acquired: D2-20

PRO HIGHLIGHTS:

➤ **Ranked No. 2 on the team with 2,928 yards from scrimmage over the last three seasons (2021-23).**

➤ **Posted 50-plus yards from scrimmage in 30 games over the last three seasons, No. 2 on the team over that span behind only RB Aaron Jones (33).**

➤ **Was one of only two running backs in the league (Steelers RB Najee Harris) to rush for 750-plus yards and play in all 17 games in both 2021 and 2022.**

➤ **Led the team with a career-best seven rushing TDs in 2022 despite starting only three games, the most rushing TDs by a Green Bay player with three or fewer starts since RB Vince Workman in 1991 (seven rushing TDs, zero starts).**

➤ **Posted at least one rushing TD in five consecutive games in 2022 (Weeks 12-13, 15-17), tied for the fourth-longest streak in franchise history.**

➤ **Led the team with 803 rushing yards and a team-high five TDs on 187 carries (4.3 avg.) and added 34 receptions for 313 yards (9.2 avg.) and two TDs in 2021.**

➤ **Ranked No. 3 on the team with 1,116 yards from scrimmage in 2021, teaming with Jones (1,190) to become just the second RB duo in franchise history to both eclipse 1,100 yards from scrimmage in the same season (John Brockington/MacArthur Lane in 1972).**

➤ **Appeared in 11 games as a rookie in 2020 and posted 242 rushing yards and two TDs on 46 carries (5.3 avg.).**

➤ **Posted a career-best 124 yards rushing and a career-high two TDs on 21 carries (5.9 avg.) in 2020 vs. Tennessee in Week 16, becoming the first rookie in franchise history to rush for 120-plus yards and two TDs in a game.**

➤ **Became the youngest player in franchise history to rush for 100-plus yards and two TDs in a game.**

➤ **Was selected by the Packers in the second round (No. 62 overall) of the 2020 NFL Draft, becoming the first Boston College RB to be picked in the first two rounds of the draft since William Green was selected in the first round (No. 16 overall) by the Cleveland Browns in 2002.**

2023 SEASON: Appeared in 15 games with six starts and posted 613 rushing yards and two TDs on 178 carries (3.4 avg.) along with 22 receptions for 223 yards (10.1 avg.)...Was sidelined for two regular-season contests (Weeks 15 and 18) and both playoff games due to injuries...**At Atlanta (Sept. 17):** Started in place of an injured Jones, posting 55 yards on 15 carries (3.7 avg.) along with an 8-yard reception...**At Las Vegas (Oct. 9):** Started in place of an injured Jones and led the team with a season-high 76 yards and a TD on 20 carries (3.8 avg.). Scored from 5 yards out midway through the third quarter on a run up the middle...**At Denver (Oct. 22):** Posted a season-high 95 yards from scrimmage, leading the team with 61 rushing yards on 15 carries (4.1 avg.) and adding a pair of catches for 34 yards (17.0 avg.), including a 29-yard reception in the fourth quarter...**Vs. Minnesota (Oct. 29):** Led the team with a season-high five catches for 41 yards (8.2 avg.) and added 11 rushing yards on six carries (1.8 avg.)...**At Pittsburgh (Nov. 12):** Led the team with 70 yards rushing on nine carries (7.8 avg.), highlighted

AT A GLANCE ...



- Ranked No. 2 on the team with 2,928 yards from scrimmage over the last three seasons (2021-23).
- Was one of only two running backs in the league (Steelers RB Najee Harris) to rush for 750-plus yards and play in all 17 games in both 2021 and 2022.
- Led the team with a career-best seven rushing TDs in 2022 despite starting only three games, the most rushing TDs by a Green Bay player with three or fewer starts since RB Vince Workman in 1991 (seven rushing TDs, zero starts).
- Posted at least one rushing TD in five straight games in 2022 (Weeks 12-13, 15-17), tied for the fourth-longest streak in franchise history.
- Posted a career-best 124 yards rushing and a career-high two TDs on 21 carries (5.9 avg.) in 2020 vs. Tennessee in Week 16, becoming the first rookie in franchise history to rush for 120-plus yards and two TDs in a game.
- Was a three-time All-Atlantic Coast Conference first-team selection and finished his career as Boston College's all-time leader in rushing yards (4,238), rushing touchdowns (38) and all-purpose yards (4,618).

by his career-long 40-yard run down the left sideline to the Pittsburgh 29 in the second quarter...**Vs. Kansas City (Dec. 3):** Started for an injured Jones for the second straight week, pacing the team with 73 yards rushing on 18 carries (4.1 avg.)...**Vs. Tampa Bay (Dec. 17):** Inactive (thumb), the first game he had missed due to injury in his NFL career.

2022: Appeared in all 17 games for the second straight season with three starts, posting 186 carries for 770 yards (4.1 avg.) and a team-leading and career-high seven TDs...Added 28 receptions for 206 yards (7.4 avg.)...Was tied for No. 1 in the NFL with six rushing TDs in Weeks 12-18...**At Minnesota (Sept. 11):** Rushed for 45 yards and a TD (2-yarder in third quarter) on 10 carries (4.5 avg.) and led the team with five receptions for 46 yards (9.2 avg.). It marked just his second career game with 45-plus rushing yards and 45-plus receiving yards (Week 10 vs. Seattle in 2021)...**Vs. New England (Oct. 2):** Made his first start of the season with the Packers opening the game with two RBs and posted 73 yards on 17 carries (4.3 avg.)...**Vs. Dallas (Nov. 13):** Rushed for 65 yards on 13 carries (5.0 avg.), his ninth consecutive game at Lambeau Field with 50-plus yards from scrimmage...**At Philadelphia (Nov. 27):** Posted a team-high 64 yards on eight carries (8.0 avg.), highlighted by a 20-yard TD run in the first quarter, and added three receptions for 24 yards (8.0 avg.)...**At Chicago (Dec. 4):** Tied his season high with 18 carries and led the team with a season-best 93 rushing yards (5.2 avg.), highlighted by his 21-yard TD run early in the fourth quarter. Added three catches for 26 yards (8.7 avg.) for a season-high 119 yards from scrimmage...**Vs. L.A. Rams (Dec. 19):** Matched his career high with two rushing TDs (8 yards, 1 yard), finishing with 36 yards on 11 carries (3.3 avg.) while adding three receptions for 35 yards (11.7 avg.), highlighted by a pair of 17-yard grabs...**Vs. Minnesota (Jan. 1):** Posted 41 rushing yards and a TD on 12 carries (3.4 avg.), his fifth consecutive game with a rushing TD, tied for the fourth-longest streak in team history.

2021: Played in all 17 games with two starts, leading the team with 803 rushing yards and a team-high five TDs on 187 carries

VETERANS

COMMUNITY

ADMIN. & COACHES

DILLON

DRAFT & FREE AGENTS

2023 REVIEW

RECORDS & HISTORY

LAMBEAU FIELD

MISC.

(4.3 avg.) with 34 receptions for 313 yards (9.2 avg.) and two TDs...Ranked No. 3 on the team with 1,116 yards from scrimmage, teaming with Jones (1,190) to become just the second RB duo in franchise history to both eclipse 1,100 yards from scrimmage in the same season (Brockington/Lane in 1972)...Posted 70-plus yards from scrimmage in nine games on the season...Added a tackle on special teams...**Vs. Pittsburgh (Oct. 3):** Led the team with a season-high 81 yards rushing on 15 carries (5.4 avg.), posting five rushing first downs and 56 yards on 11 carries (5.1 avg.) in the second half...**At Cincinnati (Oct. 10):** Registered 49 receiving yards and a TD on four receptions (12.3 avg.). Caught a 12-yard TD pass from QB Aaron Rodgers early in the second quarter, the first receiving TD of his NFL career...**At Chicago (Oct. 17):** Rushed for 59 yards on 11 carries (5.4 avg.), highlighted by a career-long 36-yard run midway through the second quarter...**At Arizona (Oct. 28):** Paced the team with 78 rushing yards on 16 carries (4.9 avg.), picking up six first downs on the ground, the second most in a game in his career (seven vs. Tennessee in 2020)...**Vs. Seattle (Nov. 14):** Posted a season-high 128 yards from scrimmage (66 rushing/62 receiving), the second-best total of his career behind only his 129-yard effort vs. Tennessee in 2020. Matched his career best with two rushing TDs (vs. Tennessee, 2020), scoring twice in the fourth quarter (3, 2 yards) of the 17-0 win. Registered a career-high eight rushing first downs. Added a career-best 62 receiving yards on two grabs (31.0 avg.), highlighted by a career-long 50-yard catch midway through the fourth quarter to the Seattle 26. Became just the fourth Packer since the 1970 merger to register 60-plus rushing yards, two-plus rushing TDs and 60-plus receiving yards in a game, joining Jones (twice), Ahman Green (twice) and Dorsey Levens. Became the first Packer since Levens (at Indianapolis on Nov. 16, 1997) to have multiple rushing TDs and a reception of 50-plus yards in a game...**At Minnesota (Nov. 21):** Made his first career NFL start, opening in place of an injured Jones (knee). Posted a team-high 53 yards on 11 carries (4.8 avg.) along with a career-high six receptions for 44 yards (7.3 avg.)...**Vs. Minnesota (Jan. 2):** Rushed for 63 yards on 14 carries (4.5 avg.) and matched his single-game career high with two rushing TDs (4, 7 yards). Added two receptions for 20 yards (10.0 avg.) and went over 1,000 scrimmage yards on the season...**Vs. San Francisco (NFC Divisional, Jan. 22):** Rushed for 25 yards and a TD on seven carries (3.6 avg.), scoring from 6 yards out to cap Green Bay's opening drive.

2020: Appeared in 11 games and had 242 rushing yards and two TDs on 46 carries (5.3 avg.)...Added two receptions for 21 yards (10.5 avg.)...Also played in both postseason contests, rushing for 44 yards on nine carries (4.9 avg.) with a 13-yard reception...Was placed on the reserve/COVID-19 list on Nov. 2 and was sidelined for five contests (Weeks 9-13)...**At Minnesota (Sept. 13):** Carried the ball two times for 14 yards (7.0 avg.) in his NFL debut, appearing on five plays. His first NFL carry came in the second quarter when he picked up 6 yards...**At Tampa Bay (Oct. 18):** Posted 31 yards on five carries (6.2 avg.), highlighted by a 20-yard run in the fourth quarter...**Vs. Minnesota (Nov. 1):** Rushed for 21 yards on five carries (4.2 avg.) and posted a 16-yard catch, his first reception in the NFL...**Vs. Tennessee (Dec. 27):** Saw his most significant action as a pro to that point with RB Jamaal Williams (quad) sidelined, posting a career-best 124 yards rushing and a career-high two TDs on 21 carries (5.9 avg.), the first rookie in franchise history to rush for 120-plus yards and two TDs in a game. Became the youngest player in franchise history to rush for 100-plus yards and two TDs in a game. With 3:35 remaining in the third quarter, scored his first career TD, making three tacklers miss as he took it a season-long 30 yards for the score to put the Packers up, 33-14. Rushed for seven first downs on the evening and picked up at least 5 yards on 13 of his 21 carries, the most by a Packer since Green had 13 carries of 5-plus yards at Tampa Bay on Nov. 16, 2003, and the most by a Green Bay rookie since Sportradar began tracking in 1991...**Vs. L.A. Rams (NFC Divisional, Jan. 16):** Rushed for 27 yards on six carries (4.5 avg.) in his NFL playoff debut before departing the game (quad

midway through the fourth quarter...**2020 Draft:** Selected by the Packers in the second round (No. 62 overall), becoming the first Boston College RB to be picked in the first two rounds of the draft since Green was selected in the first round (No. 16 overall) by the Cleveland Browns in 2002.

COLLEGE: Started all 35 games he played in during his three seasons at Boston College, earning All-Atlantic Coast Conference first-team honors each season and finishing his career as the school's all-time leader in rushing yards (4,238), rushing TDs (38) and all-purpose yards (4,618)...Registered 14 career 150-yard rushing games, the most by any ACC player over the previous 20 seasons (Lamar Jackson, 13; Dalvin Cook, 12)...Ranked No. 4 in ACC history at the end of his career with four career 200-yard rushing games, while his 20 career 100-yard rushing games were tied for No. 7 in ACC annals and No. 2 in BC history...Was one of only two FBS players (Wisconsin RB Jonathan Taylor) to finish in the top 15 in the country in rushing yards per game each season from 2017-19...Posted 1,000-plus yards rushing in each of his three seasons with the Eagles, becoming the first player in school history to register 1,000-plus yards in each of his first three seasons...Majored in communications...**2019:** Started all 12 games that he appeared in and set career highs in rushing attempts (318) and rushing yards (1,685) along with 14 rushing TDs (tied career high)...Ranked No. 6 in the country in rushing yards and rushing yards per game (129.6 ypg)...Also recorded 13 receptions for 195 yards (15.0 avg.) and a TD...Earned third-team AP All-America honors and was a first-team All-ACC selection for the third straight season...Posted eight 100-yard rushing games, including seven 150-yard efforts...Rushed for two TDs and 150 yards on 32 carries (4.7 avg.) at Rutgers (Sept. 21) on his way to being voted ACC Running Back of the Week for the second week in a row...Recorded a season-best 242 yards on 35 carries (6.9 avg.) with three TDs at Syracuse (Nov. 2)...**2018:** Started all 10 games he played in, rushing for 1,108 yards and 10 TDs on 227 carries (4.9 avg.) and earning first-team All-ACC honors...Ranked No. 13 in the nation in rushing yards per game (110.8 ypg)...Became the first player in BC history to rush for over 1,000 yards in each of his first two seasons...Missed two games due to injury...Totaled 149 yards and three TDs on six carries (24.8 avg.) in three series of action vs. Holy Cross (Sept. 8), including a 74-yard TD run on the first play of the Eagles' second drive...Was named the ACC Running Back of the Week after recording 33 carries for 185 yards (5.6 avg.) and a TD at Wake Forest (Sept. 13)...**2017:** Started all 13 games as a true freshman and finished the season with 1,589 rushing yards, ranking No. 7 nationally and No. 2 among all freshmen...His 1,589 rushing yards were the most by any freshman in BC history and second in ACC history...Was named the ACC Rookie of the Year and the ACC Offensive Rookie of the Year, becoming the first BC player to win either award...Was named a FWAA Freshman All-American, the first Eagle to be selected to the FWAA team since LB Luke Kuechly in 2009...Also earned a spot on the ESPN.com Freshman All-American team...Tied for the most All-ACC votes with Jackson en route to first-team All-ACC honors...Was the recipient of the 79th annual George "Bulger" Lowe Award, "New England's Heisman Trophy" and one of America's oldest college football accolades...Posted 14 rushing TDs and tallied four games with 190-plus rushing yards...Rushed for 1,256 rushing yards over the final seven games, the most of any player in the country, and finished the season with five straight games surpassing 145 yards rushing...Recorded at least one run of 50-plus yards in five games, including three contests with a run of 60-plus yards...Registered 120 yards on 25 carries (4.8 avg.) with a TD vs. Central Michigan (Sept. 30) to become the first Boston College RB since 2014 to rush for 100 yards in a game as a true freshman...Rushed for a career-high 272 yards, the most by a freshman in school history, and four TDs (including a career-long 75-yard TD) on 39 carries (7.0 avg.) at Louisville (Oct. 14) and was named the Walter Camp Football Foundation National Offensive Player of the Week, becoming the fifth BC player since 2004 to earn the honor...Also named the ACC Rookie of the Week and co-Offensive Back of the Week for his efforts...Posted 200 yards and two TDs on 24 carries (8.3 avg.) at UConn (Nov. 18).

PERSONAL: Given name Algiers Jameal William Dillon...Born in Baltimore, Md. ...Married, wife's name is Gabrielle...The couple has a 1-year-old son, Algiers Dillon III ("Trey")...His grandfather, Thom Gatewood, was the first African American captain in Notre Dame history, set school records for receptions both in a season and a career, and was inducted into the College Football Hall of Fame in 2015...**High school:** Attended Lawrence Academy in Groton, Mass., where he was named the NEPSAC Class B co-Player of the Year as a junior in 2015 after leading his team to the ISL and Wayne Sanborn titles...Rushed for 1,887 yards and 26 TDs

as a junior, averaging 10.9 yards per carry...Totaled 12 TDs and rushed for over 600 yards in the first four games as a senior before sustaining a season-ending leg injury...Rushed for 297 yards and five TDs to lead the Spartans to a win over Milton Academy the week prior to his injury...Rated the No. 1 player in Massachusetts and the nation's No. 20 RB by Rivals.com...**Community involvement:** Hosted youth football camps in May 2024 at Green Bay East High School and Whitnall High School (Greenfield, Wis.)...Signed autographs to raise money for The Salvation Army...Did a virtual visit with patients at Marshfield (Wis.) Children's Hospital.

NFL debut: at Minnesota, 9/13/20
First NFL start: at Minnesota, 11/21/21
First NFL touchdown: vs. Tennessee, 12/27/20 (30-yard run)
First NFL 100-yard game: vs. Tennessee, 12/27/20 (124 yards)

CAREER TRANSACTIONS

- 2020 Selected by Green Bay Packers in the second round (62nd overall) of '20 NFL Draft, April 24...Signed first contract, July 1...Placed on reserve/COVID-19, Nov. 2...Activated from reserve/COVID-19, Dec. 10...Activated from exempt/COVID-19, Dec. 12.
- 2024 Re-signed by Packers as unrestricted free agent, March 15.

AJ DILLON'S NFL REGULAR-SEASON RUSHING/RECEIVING STATISTICS

DATE	TEAM	GP	GS	RUSHING					RECEIVING				
				NO.	YDS.	AVG.	LG	TD	NO.	YDS.	AVG.	LG	TD
2020	Packers	11	0	46	242	5.3	30t	2	2	21	10.5	16	0
2021	Packers	17	2	187	803	4.3	36	5	34	313	9.2	50	2
2022	Packers	17	3	186	770	4.1	27	7	28	206	7.4	17	0
2023	Packers	15	6	178	613	3.4	40	2	22	223	10.1	35	0
NFL TOTALS		60	11	597	2,428	4.1	40	16	86	763	8.9	50	2

AJ DILLON'S NFL POSTSEASON RUSHING/RECEIVING STATISTICS

DATE	TEAM	GP	GS	RUSHING					RECEIVING				
				NO.	YDS.	AVG.	LG	TD	NO.	YDS.	AVG.	LG	TD
2020	Packers	2	0	9	44	4.9	9	0	1	13	13.0	13	0
2021	Packers	1	0	7	25	3.6	6t	1	0	0	0.0	0	0
NFL TOTALS		3	0	16	69	4.3	9	1	1	13	13.0	13	0

SINGLE-GAME HIGHS: RUSHING/RECEIVING

Rush Attempts	21 vs. Seattle Seahawks, Nov 14, 2021 21 vs. Tennessee Titans, Dec 27, 2020	Receiving Yards	62 vs. Seattle Seahawks, Nov 14, 2021 49 at Cincinnati Bengals, Oct 10, 2021
Rushing Yards	124 vs. Tennessee Titans, Dec 27, 2020 93 at Chicago Bears, Dec 04, 2022	Receiving Average	12.7 at Detroit Lions, Nov 23, 2023 12.3 at Cincinnati Bengals, Oct 10, 2021
Rushing Average	8.0 at Philadelphia Eagles, Nov 27, 2022 7.8 at Pittsburgh Steelers, Nov 12, 2023	Longest Receptions	50 vs. Seattle Seahawks, Nov 14, 2021 35 at New York Giants, Dec 11, 2023
Longest Runs	40 at Pittsburgh Steelers, Nov 12, 2023 36 at Chicago Bears, Oct 17, 2021	Receiving TDs	1 vs. Los Angeles Rams, Nov 28, 2021 1 at Cincinnati Bengals, Oct 10, 2021
Rushing TDs	2 vs. Los Angeles Rams, Dec 19, 2022 2 vs. Minnesota Vikings, Jan 02, 2022 ...2 more at 2.	Most TDs	2 vs. Los Angeles Rams, Dec 19, 2022 2 vs. Minnesota Vikings, Jan 02, 2022 ...2 more at 2.
Receptions	6 at Minnesota Vikings, Nov 21, 2021 5 vs. Minnesota Vikings, Oct 29, 2023 ...2 more at 5.	Scrimmage Yards	129 vs. Tennessee Titans, Dec 27, 2020 128 vs. Seattle Seahawks, Nov 14, 2021

2023 GXG REGULAR SEASON (PACKERS)

DATE	OPPONENT	P/S	RUSHING					RECEIVING				
			NO.	YDS.	AVG.	LG	TD	NO.	YDS.	AVG.	LG	TD
09/10	at Bears	P	13	19	1.5	7	0	2	17	8.5	12	0
09/17	at Falcons	S	15	55	3.7	8	0	1	8	8.0	8	0
09/24	Saints	S	11	33	3.0	14	0	0	0	0.0	0	0
09/28	Lions	P	5	11	2.2	6	0	0	0	0.0	0	0
10/09	at Raiders	S	20	76	3.8	11	1	0	0	0.0	0	0
10/22	at Broncos	P	15	61	4.1	15	0	2	34	17.0	29	0
10/29	Vikings	P	6	11	1.8	7	0	5	41	8.2	16	0
11/05	Rams	P	9	40	4.4	12	0	1	3	3.0	3	0
11/12	at Steelers	P	9	70	7.8	40	0	1	11	11.0	11	0
11/19	Chargers	P	14	29	2.1	6	0	4	32	8.0	20	0
11/23	at Lions	S	14	43	3.1	17	0	3	38	12.7	22	0
12/03	Chiefs	S	18	73	4.1	10	0	1	14	14.0	14	0
12/11	at Giants	S	15	53	3.5	8	0	2	25	12.5	35	0
12/17	Buccaneers							INACTIVE/INJURY				
12/24	at Panthers	P	7	12	1.7	3	1	0	0	0.0	0	0
12/31	at Vikings	P	7	27	3.9	11	0	0	0	0.0	0	0
01/07	Bears							INACTIVE/INJURY				
2023 TOTALS		15-6	178	613	3.4	40	2	22	223	10.1	35	0

2023 GXG POSTSEASON (PACKERS)

DATE	OPPONENT	P/S	RUSHING					RECEIVING				
			NO.	YDS.	AVG.	LG	TD	NO.	YDS.	AVG.	LG	TD
01/14	at Cowboys							INACTIVE/INJURY				
01/20	at 49ers							INACTIVE/INJURY				
2023 TOTALS		0-0	0	0	0.0	0	0	0	0	0.0	0	0

VETERANS
 COMMUNITY
 ADMIN. & COACHES
 DILLON
 DRAFT & FREE AGENTS
 REVIEW
 2023
 RECORDS & HISTORY
 LAMBEAU FIELD
 MISC.

2022 GXG REGULAR SEASON (PACKERS)

DATE	OPPONENT	P/S	RUSHING					RECEIVING				
			NO.	YDS.	AVG.	LG	TD	NO.	YDS.	AVG.	LG	TD
09/11	at Vikings	P	10	45	4.5	14	1	5	46	9.2	12	0
09/18	Bears	P	18	61	3.4	11	0	1	6	6.0	6	0
09/25	at Buccaneers	P	12	32	2.7	7	0	2	6	3.0	7	0
10/02	Patriots	S	17	73	4.3	13	0	1	11	11.0	11	0
10/09	Giants	P	6	34	5.7	11	0	0	0	0.0	0	0
10/16	Jets	S	10	41	4.1	19	0	4	11	2.8	7	0
10/23	at Commanders	P	4	15	3.8	7	0	0	0	0.0	0	0
10/30	at Bills	P	10	54	5.4	27	0	1	9	9.0	9	0
11/06	at Lions	P	11	34	3.1	9	0	2	10	5.0	7	0
11/13	Cowboys	P	13	65	5.0	17	0	0	0	0.0	0	0
11/17	Titans	P	6	13	2.2	5	0	1	10	10.0	10	0
11/27	at Eagles	P	8	64	8.0	20t	1	3	24	8.0	11	0
12/04	at Bears	S	18	93	5.2	21t	1	3	26	8.7	11	0
12/19	Rams	P	11	36	3.3	8t	2	3	35	11.7	17	0
12/25	at Dolphins	P	11	36	3.3	11	1	2	12	6.0	7	0
01/01	Vikings	P	12	41	3.4	10	1	0	0	0.0	0	0
01/08	Lions	P	9	33	3.7	9	0	0	0	0.0	0	0
2022 TOTALS		17-3	186	770	4.1	27	7	28	206	7.4	17	0

2021 GXG REGULAR SEASON (PACKERS)

DATE	OPPONENT	P/S	RUSHING					RECEIVING				
			NO.	YDS.	AVG.	LG	TD	NO.	YDS.	AVG.	LG	TD
09/12	at Saints	P	4	19	4.8	6	0	1	7	7.0	7	0
09/20	Lions	P	5	18	3.6	8	0	1	8	8.0	8	0
09/26	at 49ers	P	6	18	3.0	6	0	2	8	4.0	6	0
10/03	Steelers	P	15	81	5.4	25	0	1	16	16.0	16	0
10/10	at Bengals	P	8	30	3.8	17	0	4	49	12.3	24	1
10/17	at Bears	P	11	59	5.4	26	0	0	0	0.0	0	0
10/24	Washington	P	3	6	2.0	3	0	1	2	2.0	2	0
10/28	at Cardinals	P	16	78	4.9	12	0	0	0	0.0	0	0
11/07	at Chiefs	P	8	46	5.8	15	0	4	44	11.0	21	0
11/14	Seahawks	P	21	66	3.1	11	2	2	62	31.0	50	0
11/21	at Vikings	S	11	53	4.8	11	0	6	44	7.3	13	0
11/28	Rams	P	20	69	3.5	8	0	5	21	4.2	8	1
12/12	Bears	P	15	71	4.7	11	0	0	0	0.0	0	0
12/19	at Ravens	P	7	22	3.1	6	1	1	13	13.0	13	0
12/25	Browns	P	9	41	4.6	8	0	3	15	5.0	7	0
01/02	Vikings	P	14	63	4.5	9	2	2	20	10.0	11	0
01/09	at Lions	S	14	63	4.5	9	0	1	4	4.0	4	0
2021 TOTALS		17-2	187	803	4.3	36	5	34	313	9.2	50	2

2021 GXG POSTSEASON (PACKERS)

DATE	OPPONENT	P/S	RUSHING					RECEIVING				
			NO.	YDS.	AVG.	LG	TD	NO.	YDS.	AVG.	LG	TD
01/22	49ers	P	7	25	3.6	6t	1	0	0	0.0	0	0
2021 TOTALS		1-0	7	25	3.6	6t	1	0	0	0.0	0	0

2020 GXG REGULAR SEASON (PACKERS)

DATE	OPPONENT	P/S	RUSHING					RECEIVING				
			NO.	YDS.	AVG.	LG	TD	NO.	YDS.	AVG.	LG	TD
09/13	at Vikings	P	2	14	7.0	8	0	0	0	0.0	0	0
09/20	Lions	P	5	17	3.4	12	0	0	0	0.0	0	0
09/27	at Saints	P	0	0	0.0	0	0	0	0	0.0	0	0
10/05	Falcons	P	1	3	3.0	3	0	0	0	0.0	0	0
10/18	at Buccaneers	P	5	31	6.2	20	0	0	0	0.0	0	0
10/25	at Texans	P	5	11	2.2	5	0	0	0	0.0	0	0
11/01	Vikings	P	5	21	4.2	8	0	1	16	16.0	16	0
11/05	at 49ers											
11/15	Jaguars											
11/22	at Colts											
11/29	Bears											
12/06	Eagles											
12/13	at Lions	P	0	0	0.0	0	0	0	0	0.0	0	0
12/19	Panthers	P	1	18	18.0	18	0	0	0	0.0	0	0
12/27	Titans	P	21	124	5.9	30t	2	1	5	5.0	5	0
01/03	at Bears	P	1	3	3.0	3	0	0	0	0.0	0	0
2020 TOTALS		11-0	46	242	5.3	30t	2	2	21	10.5	16	0

2020 GXG POSTSEASON (PACKERS)

DATE	OPPONENT	P/S	RUSHING					RECEIVING				
			NO.	YDS.	AVG.	LG	TD	NO.	YDS.	AVG.	LG	TD
01/16	Rams	P	6	27	4.5	9	0	0	0	0.0	0	0
01/24	Buccaneers	P	3	17	5.7	9	0	1	13	13.0	13	0
2020 TOTALS		2-0	9	44	4.9	9	0	1	13	13.0	13	0

LONGEST OPPONENT WINNING STREAKS BROKEN BY PACKERS

On Jan. 1, 2006, Green Bay ended Seattle's 11-game winning streak. Previously, the longest streak Green Bay had ever halted was a 10-game run by the Lions, at Detroit on Nov. 25, 1934, a 3-0 final. Prior to that Seattle contest, the longest streak snapped at Lambeau Field was Denver's nine-game run in 1996.



» ROMEO DOUBS 87

WIDE RECEIVER
Nevada

Third NFL Season
Third Packers Season

Ht: 6-2 » Wt: 204 » Born: April 13, 2000 » NFL Games Played/Started: 30/23 » Acquired: D4a-22

PRO HIGHLIGHTS:

- ▶ Is one of only three players in team history to post 100-plus catches, 1,000-plus receiving yards and 10-plus receiving TDs in his first two NFL seasons, joining WRs James Lofton (1978-79) and Sterling Sharpe (1988-89).
- ▶ His 11 career receiving TDs rank No. 6 in team history by a player in his first two NFL seasons.
- ▶ Was tied for the team lead and tied for No. 8 in the NFL with eight receiving TDs in 2023, including seven receiving TDs in the red zone (No. 4 in the league).
- ▶ Posted 234 receiving yards in the 2023 playoffs, the seventh most in franchise history in a single postseason and the second most by a player with only one or two playoff games behind only WR Davante Adams (298 yards in two games in 2019).
- ▶ Played in 13 games with seven starts as a rookie in 2022 and ranked No. 4 on the team with 42 catches for 425 yards (10.1 avg.) and three TDs (No. 4 on the team).
- ▶ Posted 26 catches in the first six games in 2022, the most in franchise history by a rookie in the team's opening six contests.
- ▶ Among rookies, was tied for No. 6 in the NFL in receptions and tied for No. 7 in TD catches.
- ▶ Made his first NFL start at Tampa Bay in Week 3 of 2022 and had a career-high eight catches, tied for the second most by a Green Bay rookie in a game behind only Max McGee's nine receptions at the L.A. Rams on Dec. 12, 1954.
- ▶ Selected by the Packers with the first of two picks in the fourth round (No. 132 overall) of the 2022 NFL Draft, becoming just the second player from the University of Nevada (T Tony Moll, fifth round in 2006) to be selected by Green Bay in the Common Draft Era (since 1967).

2023 SEASON: Appeared in all 17 games with 16 starts and ranked No. 2 on the team with 59 receptions for 674 yards (11.4 avg.) and eight TDs (tied for the team lead and tied for No. 8 in the NFL)...Ranked No. 4 in the NFL with seven receiving TDs in the red zone...Started both playoff games and led the team with 10 receptions for 234 yards (23.4 avg.) and a TD...His 234 receiving yards were the seventh most in franchise history in a single postseason and the second most by a player with only one or two playoff games behind only Adams (298 yards in two games in 2019)...**At Chicago (Sept. 10):** Posted a career-high two receiving TDs, hauling in an 8-yard TD pass from QB Jordan Love on Green Bay's opening drive and a 4-yard score early in the fourth quarter...**Vs. New Orleans (Sept. 24):** Registered five receptions for a team-high 73 yards (14.6 avg.) and a TD. Hauled in a game-winning 8-yard TD pass from Love with 2:56 remaining, making the back-shoulder catch over Saints CB Isaac Yiadom...**Vs. Detroit (Sept. 28):** Led the team with a career-high nine receptions for a career-best 95 yards (10.6 avg.)...**At Denver (Oct. 22):** Recorded a pair of receptions for 30 yards (15.0 avg.), including a 16-yard TD grab late in the third quarter when he went up for a jump ball and wrestled it away from CB Patrick Surtain for the score...**Vs. L.A. Chargers (Nov. 19):** Led the team with five receptions for 53 yards (10.6 avg.), highlighted by a 24-yard TD catch with 2:33 remaining that proved to be the game-winner in the 23-20

AT A GLANCE ...



- Last name is pronounced DOBBS.
- Is one of only three players in team history to post 100-plus catches, 1,000-plus receiving yards and 10-plus receiving TDs in his first two NFL seasons, joining WRs James Lofton (1978-79) and Sterling Sharpe (1988-89). Was the only player selected in the 2022 NFL Draft to hit those marks in the last two seasons.
- Was tied for the team lead and tied for No. 8 in the NFL with eight receiving TDs in 2023, including seven receiving TDs in the red zone (No. 4 in the league).
- Played in 13 games with seven starts as a rookie in 2022 and ranked No. 4 on the team with 42 catches for 425 yards (10.1 avg.) and three TDs (No. 4 on the team).
- Posted 26 catches in the first six games in 2022, the most in franchise history by a rookie in the team's opening six contests.
- Earned first-team All-Mountain West honors as a senior at Nevada in 2021 after tying for the conference lead with 11 receiving TDs and ranking No. 2 in receiving yards per game (100.8).
- Led the Mountain West in receiving yards (1,002) as a junior in 2020 and was tied for the conference lead with nine TD catches. Among players with 50-plus catches, ranked No. 3 in the nation in yards per catch (17.3).

victory...**Vs. Kansas City (Dec. 3):** Hauled in four passes for 72 yards (18.0 avg.), highlighted by a game-long 33-yard fourth-down reception in the third quarter down to the Kansas City 11 that set up a TD two plays later...**At Carolina (Dec. 24):** Paced the team with 79 yards and a TD on four receptions (19.8 avg.). His average of 19.8 yards per catch was a career high (min. four rec.). Caught a 5-yard TD pass early in the fourth quarter to give Green Bay a 30-16 lead...**At Dallas (NFC Wild Card, Jan. 14):** Led the team with six receptions for 151 yards (25.2 avg.) and a TD, the third-most receiving yards by a Packer in a playoff game in team history. His receiving-yardage total was his top mark in a game (regular season or playoffs). Became only the eighth player in NFL postseason history and the first Packer to have 150-plus receiving yards and a receiving TD on six or fewer catches. Became the first NFL player to accomplish the feat in a playoff game since Broncos WR Demaryius Thomas (4-204-1) vs. Pittsburgh on Jan. 8, 2012. Posted four receptions of 20-plus yards (46, 39, 26, 22), tied for the second most by a Packer in a playoff game since 2000 behind only WR Greg Jennings (five at Chicago on Jan. 23, 2011)...**At San Francisco (NFC Divisional, Jan. 20):** Posted a team-high 83 yards receiving on four catches (20.8 avg.).

2022: Played in 13 games with seven starts and ranked No. 4 on the team with 42 catches for 425 yards (10.1 avg.) and three TDs (No. 4 on the team)... Among rookies, was tied for No. 6 in the NFL in receptions and tied for No. 7 in TD catches...Posted 26 catches in the first six games, the most in team history by a rookie in the opening six games...Was sidelined for four games (Weeks 10-13) due to an ankle injury...**At Minnesota (Sept. 11):** Appeared on 35 plays on offense in his NFL debut, finishing with four catches for 37 yards (9.3 avg.)...**At Tampa Bay (Sept. 25):** Made his first NFL start and posted a season-high eight catches for a season-best 73 yards (9.1 avg.) and a

VETERANS

COMMUNITY

ADMIN. & COACHES

DOUBS

DRAFT & FREE AGENTS

2023 REVIEW

RECORDS & HISTORY

LAMBEAU FIELD

MISC.

TD, tied for the second-most catches by a Green Bay rookie in a game behind only McGee's nine receptions at the L.A. Rams on Dec. 12, 1954. Scored his first NFL touchdown when he hauled in a 5-yard pass from QB Aaron Rodgers late in the first quarter. Posted a 21-yard reception earlier in the first quarter, giving him a catch of 20-plus yards in each of his first three games, the first Green Bay rookie to do so since RB LeShon Johnson in 1994...

Vs. New England (Oct. 2): Finished with five receptions for 47 yards (9.4 avg.) and a TD. Made a back-shoulder grab for a 13-yard TD to tie the game at 24 with 6:14 remaining in the fourth quarter. It gave him a TD reception in back-to-back games, the first Green Bay rookie WR to accomplish that feat since Jennings in 2006...**At Buffalo (Oct. 30):** Led the team with 62 receiving yards on four catches (15.5 avg.), highlighted by his 19-yard TD grab in the second quarter...**At Detroit (Nov. 6):** Posted an 18-yard reception on Green Bay's first offensive snap, but sustained an ankle injury on the play that would sideline him for the remainder of the game and the next four contests...**Vs. L.A. Rams (Dec. 19):** Returned to action and led the team with five receptions for a team-high 55 yards (11.0 avg.), picking up first downs on four of the grabs...**2022 Draft:** Selected by the Packers with the first of two picks in the fourth round (No. 132 overall).

COLLEGE: Played in 45 games with 41 starts in four seasons with the Wolf Pack, finishing his career with 225 receptions for 3,322 yards (14.8 avg.) and 26 TDs...Finished his career ranked No. 4 in school history in receiving yards and tied for No. 5 in TD catches...Was named to the Biletnikoff Award Watch List in both 2020 and 2021...Majored in communications...**2021:** Started all 11 games he appeared in, posting 80 receptions for 1,109 yards (13.9 avg.) and 11 TDs...Earned first-team All-Mountain West honors after tying for the conference lead in TD catches and ranking No. 2 in receiving yards per game (100.8)...Ranked No. 3 in the conference in receptions and No. 4 in receiving yards...Also returned 12 punts for 170 yards (14.2 avg.)...Was selected to play in the Reese's Senior Bowl...Tied a single-game school record at Fresno State (Oct. 23) with 19 receptions for 203 yards (10.7 avg.) and a TD...Posted two TD receptions for the third consecutive game, finishing with five grabs for 97 yards (19.4 avg.) at Colorado State (Nov. 27)...**2020:** Started all nine games, finishing with 58 catches for 1,002 yards (17.3 avg.) and nine TDs...Earned first-team All-Mountain West recognition after leading the conference in receiving yards and sharing the conference lead in TD catches...Among players with 50-plus receptions, ranked No. 3 in the country in yards per catch...Also returned 11 punts for 100 yards (9.1 avg.)...Opened the season with a

season-high 12 receptions for 117 yards (9.8 avg.) and a TD vs. Wyoming (Oct. 24)...Finished with a career-high 219 yards and a TD on seven grabs (31.3 avg.) at UNLV (Oct. 31), the most receiving yards by a Wolf Pack player in a game since 2011...Posted a career-high three TD catches (42, 3, 54 yards), finishing with seven receptions for 137 yards (19.6 avg.) vs. Utah State (Nov. 5)...Matched his career high with three TD catches for the second straight week (33, 61, 59 yards) as he registered five catches for 172 yards (34.4 avg.) vs. New Mexico (Nov. 14)...**2019:** Started all 12 contests he appeared in and hauled in 44 catches for 649 yards (14.8 avg.) and four TDs...Earned honorable mention All-Mountain West recognition and the Golden Helmet Award, the team MVP award...Ranked No. 2 on the team in receiving yards and receiving TDs...Also returned eight punts for 86 yards (10.8 avg.)...Posted five receptions for 146 yards (29.2 avg.) vs. San Jose State (Oct. 12), highlighted by a career-long 75-yard TD catch early in the third quarter...Registered a season-high 11 receptions for 167 yards (15.2 avg.) and a TD vs. New Mexico (Nov. 2)...**2018:** Played in all 13 games with nine starts as a true freshman, finishing No. 3 on the team with 43 receptions for 562 yards (13.1 avg.) and two TDs...Returned six punts for 107 yards (17.8 avg.) and a TD...Posted an 80-yard punt return for a TD vs. Portland State (Aug. 31) on his first collegiate touch...Finished with a season-high 120 receiving yards and two TDs on eight catches (15.0 avg.) vs. Colorado State (Nov. 10)...Registered his second straight 100-yard receiving game, hauling in five passes for 105 yards (21.0 avg.) at San Jose State (Nov. 17).

PERSONAL: Given name Romeo Izzih Doubs...Last name is pronounced DOBBS...Born in Los Angeles, Calif. ... Has a 1-year-old daughter, Malani...His older brother, Jarmaine Jr., played cornerback at Southern Utah...Was a Pop Warner teammate of 49ers CB Deommodore Lenoir...**High school:** Was a two-time all-city selection at Thomas Jefferson High School (Los Angeles, Calif.), helping his team to a league title in three consecutive seasons...Registered 2,000-plus all-purpose yards as a senior, rushing 93 times for 1,757 yards (18.9 avg.) and 28 TDs along with 13 receptions for 354 yards (27.2 avg.) and five TDs...Also lettered in track, participating in the 100-meter, 200-meter and 4x100-meter events...**Community involvement:** Participated in the Huddle for Heroes event in October 2023, an event that brought together Packers players and military veterans to thank the veterans for their service...Signed autographs during the holidays to raise money for The Salvation Army in 2023...Visited patients at the Wisconsin Children's Hospital in Milwaukee and spoke with cadets at the Challenge Academy in Fort McCoy, Wis., in 2022.

NFL debut: at Minnesota, 9/11/22

First NFL start: at Tampa Bay, 9/25/22

First NFL touchdown: at Tampa Bay, 9/25/22 (5 yards, A.Rodgers)

CAREER TRANSACTIONS

- 2022 Selected by Green Bay Packers as first of two choices in the fourth round (132nd overall) of '22 NFL Draft, April 30... Signed first contract, May 26.

ROMEO DOUBS' NFL REGULAR-SEASON RUSHING/RECEIVING STATISTICS

DATE	TEAM	GP	GS	RECEIVING				RUSHING					
				NO.	YDS.	AVG.	LG	TD	NO.	YDS.	AVG.	LG	TD
2022	Packers	13	7	42	425	10.1	26	3	1	11	11.0	11	0
2023	Packers	17	16	59	674	11.4	36	8	0	0	0.0	0	0
NFL TOTALS		30	23	101	1,099	10.9	36	11	1	11	11.0	11	0

ROMEO DOUBS' NFL POSTSEASON RUSHING/RECEIVING STATISTICS

DATE	TEAM	GP	GS	RECEIVING				RUSHING					
				NO.	YDS.	AVG.	LG	TD	NO.	YDS.	AVG.	LG	TD
2023	Packers	2	2	10	234	23.4	46	1	0	0	0.0	0	0
NFL TOTALS		2	2	10	234	23.4	46	1	0	0	0.0	0	0

SINGLE-GAME HIGHS: RECEIVING

Receptions	9 vs. Detroit Lions, Sep 28, 2023
	8 at Tampa Bay Buccaneers, Sep 25, 2022
Receiving Yards	95 vs. Detroit Lions, Sep 28, 2023
	79 at Carolina Panthers, Dec 24, 2023
Receiving Average	19.8 at Carolina Panthers, Dec 24, 2023
	18.0 vs. Kansas City Chiefs, Dec 03, 2023

Longest Receptions	36 at Carolina Panthers, Dec 24, 2023
	33 vs. Kansas City Chiefs, Dec 03, 2023
Receiving TDs	2 at Chicago Bears, Sep 10, 2023
	1 at Carolina Panthers, Dec 24, 2023
	...8 more at 1.
Scrimmage Yards	95 vs. Detroit Lions, Sep 28, 2023
	79 at Carolina Panthers, Dec 24, 2023

2023 GXG REGULAR SEASON (PACKERS)

DATE	OPPONENT	P/S	RECEIVING				LG	TD
			NO.	YDS.	AVG.	LG		
09/10	at Bears	P	4	26	6.5	13	2	
09/17	at Falcons	S	2	30	15.0	15	0	
09/24	Saints	S	5	73	14.6	30	1	
09/28	Lions	S	9	95	10.6	16	0	
10/09	at Raiders	S	1	4	4.0	4	0	
10/22	at Broncos	S	2	30	15.0	16	1	
10/29	Vikings	S	4	18	4.5	10	1	
11/05	Rams	S	3	36	12.0	17	0	
11/12	at Steelers	S	3	31	10.3	20	1	
11/19	Chargers	S	5	53	10.6	24	1	
11/23	at Lions	S	3	37	12.3	16	0	
12/03	Chiefs	S	4	72	18.0	33	0	
12/11	at Giants	S	4	32	8.0	14	0	
12/17	Buccaneers	S	3	30	10.0	12	0	
12/24	at Panthers	S	4	79	19.8	36	1	
12/31	at Vikings	S	3	28	9.3	12	0	
01/07	Bears	S	0	0	0.0	0	0	
2023 TOTALS			17-16	59	674	11.4	36	8

2023 GXG POSTSEASON (PACKERS)

DATE	OPPONENT	P/S	RECEIVING				LG	TD
			NO.	YDS.	AVG.	LG		
01/14	at Cowboys	S	6	151	25.2	46	1	
01/20	at 49ers	S	4	83	20.8	38	0	
2023 TOTALS			2-2	10	234	23.4	46	1

2022 GXG REGULAR SEASON (PACKERS)

DATE	OPPONENT	P/S	RECEIVING				LG	TD
			NO.	YDS.	AVG.	LG		
09/11	at Vikings	P	4	37	9.3	23	0	
09/18	Bears	P	2	27	13.5	20	0	
09/25	at Buccaneers	S	8	73	9.1	21	1	
10/02	Patriots	S	5	47	9.4	16	1	
10/09	Giants	S	3	29	9.7	22	0	
10/16	Jets	S	4	21	5.3	8	0	
10/23	at Commanders	S	0	0	0.0	0	0	
10/30	at Bills	S	4	62	15.5	26	1	
11/06	at Lions	S	1	18	18.0	18	0	
11/13	Cowboys				INACTIVE/INJURY			
11/17	Titans				INACTIVE/INJURY			
11/27	at Eagles				INACTIVE/INJURY			
12/04	at Bears				INACTIVE/INJURY			
12/19	Rams	P	5	55	11.0	23	0	
12/25	at Dolphins	P	3	36	12.0	22	0	
01/01	Vikings	P	3	20	6.7	11	0	
01/08	Lions	P	0	0	0.0	0	0	
2022 TOTALS			13-7	42	425	10.1	26	3

NAMES ON THE FAÇADE

The names gracing the east and west façades are among the more awe-inspiring features of Lambeau Field's bowl. The names represent the 28 men who have been inducted into the Pro Football Hall of Fame primarily for their years spent with the Green Bay Packers.

Of the 28 names, 25 were players. Earl "Curly" Lambeau and Vince Lombardi were inducted as coaches. Ron Wolf was inducted into Canton in 2015 as a general manager. Safety LeRoy Butler's name was added to the façade during the 2022 season, following his induction into the Pro Football Hall of Fame.

Four of the names were charter inductees of the Pro Football Hall of Fame in 1963: Lambeau, Don Hutson, Robert "Cal" Hubbard and John "Blood" McNally.

Hutson, Hubbard and Blood played during the Lambeau era, as did Clarke Hinkle, Mike Michalske, Arnie Herber and Tony Canadeo. Dillon played from 1952-59.

Of the 25 players, 12 of them spent their prime playing for Lombardi: Jim Taylor, Forrest Gregg, Bart Starr, Ray Nitschke, Herb Adlerley, Willie Davis, Jim Ringo, Paul Hornung, Willie Wood, Henry Jordan, Dave Robinson and Kramer.

James Lofton's, Reggie White's, Brett Favre's, Charles Woodson's and LeRoy Butler's Packers careers were played in later eras.

In deference to the Pro Football Hall of Fame, the names appear on the façade as they do on their busts in Canton with nicknames or adopted names included in quotation marks. That's why John "Blood" McNally is listed as he is. While McNally was his given name, he never used it during his playing career, even to sign his contracts. Nor did the name McNally ever appear in a Packers program or press book, or in newspaper coverage of the day. He was simply Johnny Blood, one of the most magical names in sports in the 1920s and 1930s.

The years listed are only the years the players spent with the Packers. Only 10 of the inductees spent their entire NFL careers with the Packers: Hutson, Hinkle, Canadeo, Dillon, Starr, Nitschke, Hornung, Wood, Kramer and Butler. Lombardi was inducted in Canton only as a coach. That's why the years listed under his name don't include 1968, when he served strictly as Green Bay's general manager.

In 2021, the Packers honored the late former general manager Ted Thompson by installing his name on the Lambeau Field façade to honor his contributions to the organization's success and recognize his legacy.

The names are arranged on the façade in no particular order.

Also gracing the interior walls of the Lambeau Field bowl are the years of the Packers' NFL-record 13 world championships and the team's retired numbers. Favre's No. 4, which was retired July 18, 2015, when he was inducted into the Packers Hall of Fame, was unveiled on the façade next to the five other retired numbers during Green Bay's home game against the Chicago Bears on Thanksgiving, Nov. 26, 2015.



55 KINGSLEY ENAGBARE

DEFENSIVE LINEMAN

South Carolina

Third NFL Season

Third Packers Season

Ht: 6-4 » Wt: 258 » Born: January 18, 2000 » NFL Games Played/Started: 34/11 » Acquired: 05-22



PRO HIGHLIGHTS:

► Saw action in all 17 games with four starts in his second season (2023) and recorded a career-high 35 tackles (25 solo), two sacks, eight tackles for a loss (tied for No. 2 on the team), six quarterback hits, a pass defended, a forced fumble and a fumble recovery.

► Played in all 17 games with seven starts as a rookie in 2022, registering 31 tackles (18 solo), three sacks, five tackles for a loss, eight QB hits and three passes defended.

► Was tied for No. 8 in the NFL among 2022 rookies in sacks (three).

► According to Stathead.com, played on 465 defensive snaps in 2022, ranking No. 9 among NFL rookie linebackers.

► Selected by the Packers in the fifth round (No. 179 overall) of the 2022 NFL Draft, a pick acquired from Denver along with a seventh-round selection (No. 234 overall) in exchange for Green Bay's fifth-round pick. Was just the second defensive player out of the University of South Carolina to be picked by Green Bay (LB Ed Holler, 14th round in 1963).

2023 SEASON: Played in all 17 games with four starts and recorded a career-high 35 tackles (25 solo), two sacks, eight tackles for a loss (tied for No. 2 on the team), six quarterback hits, a pass defended, a forced fumble and a fumble recovery...Also had two special teams tackles...Appeared in one postseason contest and was inactive (knee) for the other, recording one tackle and two QB hits...**At Atlanta (Sept. 17):** Started and played 40 snaps on defense and eight snaps on special teams, recording three tackles (two solo) on defense and a tackle on special teams. Stopped RB Tyler Allgeier after a 1-yard gain to force a third-and-long in the second quarter that led to a turnover on downs by Atlanta...**Vs. New Orleans (Sept. 24):** Started and played 23 snaps on defense, recording four tackles (three solo), a tackle for a loss and a QB hit. Tackled Saints QB Taysom Hill for a loss of a yard in the first quarter...**At Las Vegas (Oct. 9):** Played 29 snaps on defense, recording three tackles (two solo), a sack, two tackles for a loss and a QB hit. Sacked RB Josh Jacobs in the second quarter for a loss of 4 yards and then tackled Jacobs again for a loss of 3 yards on the first drive of the second half...**At Denver (Oct. 22):** Totaled 18 defensive snaps, recording two tackles (both assisted) and a QB hit. Also saw action on 12 special teams snaps, recording a tackle on a punt return that helped pin Denver at its 19...**Vs. L.A. Chargers (Nov. 19):** Played 22 defensive snaps, recording a solo tackle and a tackle for a loss. Dropped RB Joshua Kelley for a loss of 3 yards on second down, which led to a punt after the Chargers were unable to convert on third-and-5...**At Detroit (Nov. 23):** Played 42 snaps on defense, recording two tackles (both solo) and two QB hits. Hit QB Jared Goff twice on the Lions' final drive of the game, helping force an incompleting on a first-down play with about a minute left in the game...**Vs. Tampa Bay (Dec. 17):** Logged 25 snaps on defense, recording two tackles (both solo), a sack, a forced fumble and a fumble recovery. His first career forced fumble and fumble recovery happened when he sacked QB Baker Mayfield on the Tampa Bay 5, stripping the ball free and recovering it on the Tampa Bay 4 to set up a Green Bay touchdown two plays later...**Vs. Chicago (Jan. 7):** Played 13 snaps on defense, recording two tackles (both solo) and two tackles for a loss (tied career high). Stopped RB Khalil Herbert for a loss of 2 yards in the second quarter and again for a loss of 1 yard in the fourth quarter.

AT A GLANCE ...



- Last name is pronounced ee-nag-BAR-ee.
- One of five players on Green Bay's defense to play in all 34 regular-season games in 2022-23.
- Saw action in all 17 games with four starts in his second season (2023) and recorded a career-high 35 tackles (25 solo), two sacks, eight tackles for a loss (tied for No. 2 on the team), six quarterback hits, a pass defended, a forced fumble and a fumble recovery.
- Played in all 17 games with seven starts as a rookie in 2022, registering 31 tackles (18 solo), three sacks, five tackles for a loss, eight QB hits and three passes defended.
- Earned first-team All-Southeastern Conference honors and third-team All-America recognition from Pro Football Focus as a senior in 2021 after leading the team in tackles for a loss (seven), sacks (4½) and QB hurries (11).
- Finished his junior season (2020) with a career-high six sacks on his way to earning first-team All-SEC honors from the coaches and second-team recognition from *The Associated Press*.

2022: Played in all 17 games with seven starts, registering 31 tackles (18 solo), three sacks, five tackles for a loss, eight QB hits and three passes defended...Tied for No. 8 in the NFL among rookies in sacks (three), the most by a Green Bay rookie since Jones (3½) in 2013...**At Minnesota (Sept. 11):** Appeared on 10 plays on defense in his NFL debut, where he registered two tackles (both solo)...**Vs. N.Y. Jets (Oct. 16):** Appeared on 11 defensive snaps and recorded two solo tackles and a sack. Brought down QB Zach Wilson for a 4-yard loss early in the second quarter for the first sack of his career...**At Washington (Oct. 23):** Played 31 snaps on defense and registered three tackles (one solo), a sack and two QB hits. Sacked QB Taylor Heinicke for a 3-yard loss early in the fourth quarter, giving him a sack in back-to-back games as he became the first Green Bay rookie to do so since DL Dean Lowry (Weeks 13-14) in 2016...**Vs. Dallas (Nov. 13):** Made his first NFL start, playing 62 snaps on defense and recording five tackles (three solo) and a QB hit...**At Philadelphia (Nov. 27):** Started and played 53 snaps, posting a career-high seven tackles (three solo) and a pass defended. Stopped QB Jalen Hurts for no gain on a run on third-and-1 that led to a turnover on downs...**Vs. L.A. Rams (Dec. 19):** Started and played 31 of 45 snaps, posting two tackles (both solo), a sack, a QB hit and a pass defended. Sacked Mayfield in the first quarter before he could escape the pocket, resulting in a 1-yard loss...**Vs. Minnesota (Jan. 1):** Started and played 34 snaps, posting an assisted tackle and two QB hits...**2022 Draft:** Selected by the Packers in the fifth round (No. 179 overall).

COLLEGE: Played in 44 games with 21 starts in four seasons with the Gamecocks, finishing his career with 121 tackles (73 solo), 24 tackles for a loss, 15 sacks, 19 QB hurries, four passes defended, four forced fumbles and a fumble recovery...Earned his degree in retail management...**2021:** Started all 12 games he appeared in, earning first-team All-Southeastern Conference honors and third-team All-America recognition from Pro Football Focus after leading the team in tackles for a loss (seven), sacks (4½) and QB hurries (11)...Finished with a career-high 44 tackles (29 solo), a forced fumble, a fumble recovery and two passes defended...Was selected by his teammates as the co-

Joe Morrison Award winner as the MVP on defense and the co-Steve Wandiak Award winner as the team MVP...Was selected as a semifinalist for the Chuck Bednarik Award...Was selected by his teammates as one of five permanent team captains for the season...**2020:** Started all eight contests that he appeared in, finishing with a career-high six sacks on his way to earning first-team All-SEC honors from the coaches and second-team recognition from *The Associated Press*...Led the team with a career-best three forced fumbles, tying for No. 13 in the nation in fumbles forced per game...Registered 30 tackles (16 solo), seven tackles for a loss and two QB hurries...Accounted for nearly half of the team's 14 sacks and 60 percent of the forced fumbles...Was sidelined for the final two games of the season due to an injury...Posted a career-high nine tackles (five solo), 2½ tackles for a loss, a career-best two sacks and a forced fumble vs. Tennessee (Sept. 26), with both of his sacks coming on third downs to force punts...**2019:** Appeared in all 12 games with one start, finishing with 27 tackles (16 solo), seven tackles for a loss, 3½ sacks and three QB hurries...Made his first collegiate start vs. Charleston Southern (Sept. 7) and recorded a tackle for a loss...Posted a season-high six tackles (all solo), including a season-best two tackles for a loss, at Missouri (Sept. 21)...Registered four tackles (one solo), a season-best 1½ sacks and a season-high two QB

hurries at Texas A&M (Nov. 16)...**2018:** Saw action in 12 games as a true freshman, posting 20 tackles (12 solo), three tackles for a loss, a sack, three QB hurries and two passes defended...Registered two tackles (both solo) and a career-high two passes defended and blocked an extra point vs. Chattanooga (Nov. 17).

PERSONAL: Given name Kingsley Osagie Enagbare...Last name is pronounced ee-nag-BAR-ee...Nickname is "JJ"...Born in Lawrenceville, Ga. ...**High school:** Was named the Class AA Defensive Player of the Year and earned first-team all-state honors as a senior at Hapeville Charter Academy (Atlanta, Ga.)...Helped lead the Hornets to a 14-1 record and a Georgia Class AA state title as a senior...Was selected to the *PrepStar* All-Southeast Region team...Was ranked the 10th-best strong-side defensive end in the nation by 247Sports' national composite rankings...Also lettered in track and field, participating in the shot put and discus...Attended Peachtree Ridge High School (Suwanee, Ga.) for his first three years...**Community involvement:** Signed autographs to raise money for The Salvation Army during the 2023 holiday season...Participated in a holiday shopping event with families and children from the PALS program...Spoke with and had lunch with students at the Wisconsin Challenge Academy in Fort McCoy, Wis., in 2022.

NFL debut: at Minnesota, 9/11/22
First NFL start: vs. Dallas, 11/13/22
First NFL sack: vs. N.Y. Jets, 10/16/22 (Z.Wilson)

CAREER TRANSACTIONS

■ 2022 Selected by Green Bay Packers in the fifth round (179th overall) of '22 NFL Draft, April 30...Signed first contract, May 6.

KINGSLEY ENAGBARE'S NFL REGULAR-SEASON DEFENSIVE STATISTICS

YEAR	TEAM	GP	TACKLES										INTERCEPTIONS										ST				MISC			
			GS	TK	S	A	TFL	YDS	SK	YDS	QBH	NO	YDS	LG	TD	PD	FF	FR	TD	YDS	TK	S	A	FF	FR	S	A			
2022	Packers	17	7	31	18	13	5	17	3.0	8.0	8	0	0	0	0	3	0	0	0	0	0	0	0	0	0	0	0	0		
2023	Packers	17	4	35	25	10	8	15	2.0	9.0	6	0	0	0	0	1	1	0	0	0	2	0	0	0	0	0	0			
NFL TOTALS		34	11	66	43	23	13	32	5.0	17.0	14	0	0	0	0	4	1	1	0	0	2	0	0	0	0	0	0			

KINGSLEY ENAGBARE'S NFL POSTSEASON DEFENSIVE STATISTICS

YEAR	TEAM	GP	TACKLES										INTERCEPTIONS										ST				MISC			
			GS	TK	S	A	TFL	YDS	SK	YDS	QBH	NO	YDS	LG	TD	PD	FF	FR	TD	YDS	TK	S	A	FF	FR	S	A			
2023	Packers	1	0	1	1	0	0	0	0.0	0.0	2	0	0	0	0	0	0	0	0	0	0	0	0	0	0	0	0			
NFL TOTALS		1	0	1	1	0	0	0	0.0	0.0	2	0	0	0	0	0	0	0	0	0	0	0	0	0	0	0	0			

SINGLE-GAME HIGHS: DEFENSIVE

Total Tackles	7 at Philadelphia Eagles, Nov 27, 2022 5 vs. Detroit Lions, Sep 28, 2023 ...1 more at 5.	Passes Defended	1 at Chicago Bears, Sep 10, 2023 1 at Miami Dolphins, Dec 25, 2022 ...2 more at 1.
Solo Tackles	4 vs. Detroit Lions, Sep 28, 2023 3 vs. New Orleans Saints, Sep 24, 2023 ...2 more at 3.	Tackles For Loss	2 vs. Chicago Bears, Jan 07, 2024 2 at Las Vegas Raiders, Oct 09, 2023 ...1 more at 2.
Sacks	1.0 vs. Tampa Bay Buccaneers, Dec 17, 2023 1.0 at Las Vegas Raiders, Oct 09, 2023 ...3 more at 1.0.	Special Teams Tackles	1 at Denver Broncos, Oct 22, 2023 1 at Atlanta Falcons, Sep 17, 2023

2023 GXG REGULAR SEASON (PACKERS)

DATE	OPPONENT	P/S	TK	S	A	SK	YDS	INT	PD	FF	FR
09/10	at Bears	S	1	0	0	0.0	0.0	0	1	0	0
09/17	at Falcons	S	3	2	1	0.0	0.0	0	0	0	0
09/24	Saints	S	4	1	0	0.0	0.0	0	0	0	0
09/28	Lions	S	5	4	1	0.0	0.0	0	0	0	0
10/09	at Raiders	P	3	2	1	0.0	4.0	0	0	0	0
10/22	at Broncos	P	2	0	2	0.0	0.0	0	0	0	0
10/29	Vikings	P	2	2	0	0.0	0.0	0	0	0	0
11/05	Rams	P	1	1	0	0.0	0.0	0	0	0	0
11/12	at Steelers	P	0	0	0	0.0	0.0	0	0	0	0
11/19	Chargers	P	1	1	0	0.0	0.0	0	0	0	0
11/23	at Lions	P	2	2	0	0.0	0.0	0	0	0	0
12/03	Chiefs	P	3	1	2	0.0	0.0	0	0	0	0
12/11	at Giants	P	1	1	0	0.0	0.0	0	0	0	0
12/17	Buccaneers	P	2	2	0	1.0	5.0	0	0	1	1
12/24	at Panthers	P	2	0	2	0.0	0.0	0	0	0	0
12/31	at Vikings	P	1	1	0	0.0	0.0	0	0	0	0
01/07	Bears	P	2	2	0	0.0	0.0	0	0	0	0
2023 TOTALS	17-4		35	25	10	2.0	9.0	0	1	1	1

2022 GXG REGULAR SEASON (PACKERS)

DATE	OPPONENT	P/S	TK	S	A	SK	YDS	INT	PD	FF	FR
09/11	at Vikings	P	2	2	0	0.0	0.0	0	0	0	0
09/18	Bears	P	0	0	0	0.0	0.0	0	0	0	0
09/25	at Buccaneers	P	0	0	0	0.0	0.0	0	0	0	0
10/02	Patriots	P	0	0	0	0.0	0.0	0	0	0	0
10/09	Giants	P	1	1	0	0.0	0.0	0	0	0	0
10/16	Jets	P	2	2	0	1.0	4.0	0	0	0	0
10/23	at Commanders	P	3	1	2	1.0	3.0	0	0	0	0
10/30	at Bills	P	2	2	0	0.0	0.0	0	0	0	0
11/06	at Lions	P	1	1	0	0.0	0.0	0	0	0	0
11/13	Cowboys	S	5	3	2	0.0	0.0	0	0	0	0
11/17	Titans	S	1	0	1	0.0	0.0	0	0	0	0
11/27	at Eagles	S	7	3	4	0.0	0.0	0	1	0	0
12/04	at Bears	S	2	1	1	0.0	0.0	0	0	0	0
12/19	Rams	S	2	2	0	1.0	1.0	0	1	0	0
12/25	at Dolphins	S	1	0	1	0.0	0.0	0	1	0	0
01/01	Vikings	S	1	0	1	0.0	0.0	0	0	0	0
01/08	Lions	P	1	0	1	0.0	0.0	0	0	0	0
2022 TOTALS	17-7		31	18	13	3.0	8.0	0	3	0	0

2023 GXG POSTSEASON (PACKERS)

DATE	OPPONENT	P/S	TK	S	A	SK	YDS	INT	PD	FF	FR	
01/14	at Cowboys	P	1	1	0	0.0	0.0	0	0	0	0	
01/20	at 49ers		INACTIVE/INJURY									
2023 TOTALS	1-0		1	1	0	0.0	0.0	0	0	0	0	

52 RASHAN GARY

DEFENSIVE LINEMAN

Michigan

Sixth NFL Season

Sixth Packers Season

Ht: 6-5 » **Wt: 277** » **Born: December 3, 1997** » **NFL Games Played/Started: 73/42** » **Acquired: 01a-19**


PRO HIGHLIGHTS:

► Played in all 17 regular-season games (13 starts) in 2023 and posted nine sacks (No. 1 on the team), seven tackles for a loss (tied for No. 4 on the team), 22 QB hits (No. 1 on the team) and 63 NextGenStat QB pressures (No. 1 on the team, TruMedia).

► Dating back to Week 4 of 2021, has registered 16½ sacks in his last 18 regular-season games played at Lambeau Field.

► Started nine contests before a knee injury ended his 2022 season, finishing with six sacks (No. 2 on the team), 32 tackles (21 solo), 12 QB hits (No. 3 on the team) and seven tackles for a loss (tied for No. 2 on the team).

► His streak of four straight games with a sack (Weeks 1-4, 2022) is tied for No. 3 in team history behind only five-game streaks by LB Tim Harris (1989) and DE Kabeer Gbaja-Biamila (2000-01).

► In 2021, teamed with Preston Smith to become just the second linebacker duo in team history (since 1982) to both register nine-plus sacks in the same season (Preston Smith and Za'Darius Smith in 2019).

► Led the team with 28 QB hits (No. 7 in the NFL) in 2021 and finished No. 5 among NFL LBs with 53 QB pressures, according to NFL Next Gen Stats.

► In the 2021 NFC Divisional Playoff vs. San Francisco, became the 13th Packer to record two-plus sacks (two) in a postseason game since 1982.

► Finished No. 2 on the team with five sacks and tied for No. 2 on the team with 11 QB hits in 2020.

► According to NFL Next Gen Stats, led the Packers (min. 50 pass rush snaps) in both pass-rush rate (12.0) and disruption rate (15.1) in 2020.

► Saw action in both postseason contests in his second season (2020), finishing with 1½ sacks (No. 2 on the team) and three QB hits (tied for No. 1 on the team).

► Played in all 16 games as a rookie and finished No. 5 on the team with 19 QB pressures. Also registered 30 tackles (14 solo), two sacks, three tackles for a loss, a fumble recovery and seven QB hits.

► Selected by the Packers with the first of two picks in the first round (No. 12 overall) of the 2019 NFL Draft, becoming the first player from the University of Michigan to be picked by Green Bay in the first round since LB John Anderson (No. 26 overall) in 1978.

2023 SEASON: Played in all 17 regular-season games (13 starts) and recorded 44 tackles (23 solo), nine sacks (No. 1 on the team), seven tackles for a loss (tied for No. 4 on the team), 22 QB hits (No. 1 on the team), two forced fumbles, two fumble recoveries and a career best two passes defended...Led the team with 63 NextGenStat QB pressures (TruMedia)...Started both postseason contests and finished with five tackles (one solo) and two QB hits (tied for No. 2 on the team) and was No. 2 on the team with six NextGenStat QB pressures...**At Chicago (Sept. 10):** Played 12 defensive snaps in his first game back from a season-ending knee injury. Posted a pass defended and four pressures on eight pass rushes, according to NextGenStats

AT A GLANCE ...



- In 2023, was one of four NFL players with nine-plus sacks (nine), multiple forced fumbles (two) and multiple fumble recoveries (two) during the regular season.
- From 2020-23, ranked in the top 10 among NFL linebackers in fumble recoveries (five, t-No. 4), QB hits per game (1.28, No. 5), QB hits (73, No. 7), sacks (29½, t-No. 9), sacks per game (0.52, No. 9) and NextGenStats QB pressures (73, No. 10), according to TruMedia.
- One of only two linebackers in the NFL (T.J. Watt) to post 25-plus sacks (29½), 70-plus QB hits (73), five-plus forced fumbles (five), and five-plus fumble recoveries (five) from 2020-23.
- Started nine contests in 2022 before a knee injury ended his season. From Weeks 1-9, ranked in the top 10 among NFL linebackers in QB hits (12, t-No. 6), sacks (six, t-No. 8) and pressures (27, No. 9), according to TruMedia.
- Led the team in both sacks (9½) and QB hits (28, No. 7 in the NFL) in 2021 and finished No. 5 among NFL LBs with 53 QB pressures according to NFL Next Gen Stats.
- Finished No. 2 on the team with five sacks and tied for No. 2 on the team with 11 QB hits in 2020. Also appeared in both postseason contests, finishing with 1½ sacks (No. 2 on the team) and three QB hits (tied for No. 1 on the team).
- Earned first-team All-Big Ten recognition from the league's coaches as a sophomore and as a junior at the University of Michigan, also earning second-team honors from *The Associated Press* in both of those seasons.

(TruMedia). All four pressures came on third downs that were not converted...**At Atlanta (Sept. 17):** Saw action on 22 defensive snaps and finished with two tackles (both assists) and a QB hit, and after LB Preston Smith hit QB Desmond Ridder, recorded a half-sack when he teamed with DL Kenny Clark to take Ridder down for a loss of 2 yards at the GB 15-yard line on third-and-11 late in the third quarter. Registered three pressures on 14 pass-rush snaps...**Vs. New Orleans (Sept. 24):** Played 23 defensive snaps, posting three tackles (all solo), four QB hits, a career-high three sacks and three tackles for a loss. It was the first three-sack game by a Packer since LB Za'Darius Smith (vs. Atlanta, Oct. 5, 2020). Two of the three sacks came on third downs, forcing punts, and the third was on first-and-14 early in the fourth quarter and the Saints punted three plays later...**At Las Vegas (Oct. 9):** Made his first start of the season and played 30 snaps on defense, posting four tackles (two solo), a sack, a tackle for a loss and a QB hit. On a third-and-3 at the Las Vegas 49 midway through the fourth quarter, sacked QB Jimmy Garoppolo for a loss of 5 yards, forcing a punt...**Vs. L.A. Rams (Nov. 5):** Started and saw action on 36 defensive snaps, recording three tackles (one solo) and two QB hits. To start the fourth quarter, teamed with DL Colby Wooden to stop RB Darrell Henderson for no gain on fourth-and-2 at the Green Bay 47. With 2:46 left in the game on fourth-and-2 and the Rams at the Green Bay 38-yard line, bull-rushed OL Alaric Jackson back into QB Brett Rypien as he threw an completion...**Vs. L.A. Chargers (Nov. 19):** Saw action on 45 defensive snaps, recording two tackles (one solo), a sack, two QB hits and a tackle for a loss, and recovered a fumble by RB Austin Ekeler at the Green Bay 6 that was forced by Clark early in the fourth quarter. With 2:26 left in the fourth quarter, sacked QB Justin Herbert for a loss of 10 yards on

third-and-10, forcing a punt...**At Detroit (Nov. 23):** Played on 43 defensive snaps, matching his career highs with seven tackles (five solo) and three sacks while adding three QB hits, two forced fumbles and a fumble recovery. The first sack-forced fumble of QB Jared Goff was scooped up by S Jonathan Owens and run in for a TD late in the first quarter. The second was on a fourth-and-7 on the Green Bay 31 early in the fourth quarter with the Packers up by 15. Became the first Packer since DE Aaron Kampman in 2006 to record three sacks and two forced fumbles in a game. Was one of two players (LAC LB Khalil Mack, Week 4) to register seven-plus tackles, three-plus sacks and two-plus forced fumbles in a game on the season...**Vs. Kansas City (Dec. 3):** Saw action on 40 defensive snaps, recording four tackles (all assists) and a QB hit, and with the Chiefs on the Green Bay 9, teamed with Clark to sack QB Patrick Mahomes for a loss of 7 yards on third-and-9 late in the first quarter...**Vs. Tampa Bay (Dec. 17):** Saw action on 37 defensive snaps, recording a tackle (solo). Tied for the team lead with four NextGenStat QB pressures. His four pressures helped force two sacks (Clark and Devonte Wyatt) and two incompletions and two took place on third downs...**At San Francisco (NFC Divisional, Jan. 20):** Played on 42 defensive snaps, posting four tackles (all assists) and a QB hit, and tied for the team lead with four NextGenStat QB pressures. All four of his QB pressures came on third downs in the second half with the 49ers only converting one of the four.

2022: Started nine contests before a knee injury ended his season (placed on injured reserve on Nov. 9)...Posted six sacks (No. 2 on the team) while also registering 32 tackles (21 solo), 12 QB hits (No. 3 on the team) and seven tackles for a loss (tied for No. 2 on the team)...**At Minnesota (Sept. 11):** Tied his career high with seven tackles (three solo) while also recording a tackle for a loss, two QB hits and a sack, bringing QB Kirk Cousins down for a loss of 8 yards on third-and-7 in the first quarter...**Vs. Chicago (Sept. 18):** Posted two tackles (both solo), two tackles for a loss and a QB hit, and helped collapse the pocket and sack QB Justin Fields for a loss of 7 yards on second-and-3 early in the third quarter to help force a three-and-out. In the second quarter, darted through the line to take RB David Montgomery down for a loss of 5 yards to force a third-and-15 the Bears did not convert...**At Tampa Bay (Sept. 25):** Finished with three tackles (two solo), a QB hit and a tackle for a loss, and sacked QB Tom Brady for a loss of 6 yards on a third-and-12 with under seven minutes remaining in the second quarter...**Vs. New England (Oct. 2):** Matched his career-high with seven tackles (four solo), a tackle for a loss, two QB hits and two sacks, including a sack late in the second quarter where he forced and recovered a QB Bailey Zappe fumble to give the Packers the ball at their own 22-yard line. Was the first Packer to register at least one sack in each of the first four games of the season since DE Cullen Jenkins in 2010. His streak of four straight games with a sack tied for

No. 3 in team history behind only five-game streaks by Harris (1989) and Gbaja-Biamila (2000-01)...**Vs. N.Y. Jets (Oct. 16):** Finished with four tackles (all solo to tie for team lead), two tackles for a loss, a QB hit and a sack when he took down QB Zach Wilson for a loss of 7 yards on third-and-6, forcing a punt. Three of his four tackles went for no gain or a loss and the fourth was a gain of a yard...**At Washington (Oct. 23):** Posted two tackles (both assists) and a team-best three QB hits on 45 defensive snaps before a concussion ended his day. Two of his QB hits led to incompletions and the other one came when he hit QB Taylor Heinicke as he released a ball that was intercepted and returned for a TD by LB De'Vondre Campbell.

2021: Started 16 contests (missed Week 11 with an elbow injury) and led the team with a career-best 28 QB hits (No. 7 in the NFL) and a career-high 9½ sacks while also registering 47 tackles (27 solo) and eight tackles for a loss (No. 2 on the team)...According to NFL Next Gen Stats, finished No. 5 among NFL LBs with 53 QB pressures...Missed Week 11 with an elbow injury, only the second missed game of his career (Week 4, 2020, ankle)...**Vs. Pittsburgh (Oct. 3):** Posted six tackles, including a career-high four solo tackles. Also led the team with two QB hits, registered a tackle for a loss and sacked QB Ben Roethlisberger for a loss of 6 yards in the fourth quarter...**Vs. Washington (Oct. 24):** Led the team with a season-high two sacks and four QB hits while finishing No. 2 on the team with a career-best seven tackles (three solo) and a forced fumble. Early in the third quarter, registered a sack/forced fumble that was recovered by DL Dean Lowry at the Washington 27. The Packers scored three plays later to take a 21-7 lead...**At Kansas City (Nov. 7):** Registered two tackles (one solo), three QB hits, a tackle for a loss and a sack. Teamed with Campbell to stop RB Derrick Gore on third-and-1 in the second quarter, forcing a punt. Early in the third quarter, sacked Mahomes on third-and-4 for a loss of 6 yards to force a punt...**Vs. Seattle (Nov. 14):** Saw action on 35 defensive snaps before an elbow injury ended his day in the fourth quarter. Posted three tackles (all solo), a sack, a tackle for a loss and a QB hit. In the second quarter, on third-and-5 from the Green Bay 41, sacked QB Russell Wilson for a loss of 7 yards, forcing a punt...**Vs. L.A. Rams (Nov. 28):** Posted three tackles (two solo), a sack/forced fumble and two QB hits. Late in the second quarter, forced a fumble by QB Matthew Stafford on a sack that was recovered by Preston Smith and returned 5 yards to the Rams' 7...**Vs. Chicago (Dec. 12):** Talled three tackles (one solo) and recovered a fumble that Smith forced on Fields to give GB the ball at the Bears' 23. The Packers scored on the next play to take an eight-point lead with just over eight minutes left in the third quarter...**Vs. Cleveland (Dec. 25):** Finished with three tackles (all solo) and led the team in sacks (two, tied career best), QB hits (three) and tackles for a loss (two). Sacked QB Baker Mayfield late in the first quarter for a loss of 9 yards and after an incomplection on the next play, Mayfield was intercepted

ED BLOCK COURAGE AWARD

In 1978, the Baltimore Colts started an effort to raise funds for abused children and conceived an award they named after their longtime trainer, the late Ed Block. In 1984, the award was taken leaguewide to honor one player from each team in, in the eyes of his teammates, best exemplifies and displays courage. Below are the Packers' winners, as voted by their teammates, from 1984-2023:

1984 Ron Cassidy	1998 Craig Newsome	2012 Tramon Williams
1985 Ezra Johnson	1999 Earl Dotson	2013 Johnny Jolly
1986 Karl Swanke	2000 Josh Bidwell	2014 Jordy Nelson
1987 Keith Uecker	2001 Santana Dotson	2015 Sam Barrington
1988 Mark Murphy	2002 Kabeer Gbaja-Biamila	2016 Jayrone Elliott
1989 Herman Fontenot	2003 Gilbert Brown	2017 Mike Daniels
1990 Perry Kemp	2004 Marco Rivera	2018 Aaron Rodgers
1991 Vai Sikahema	2005 Donald Driver	2019 Mason Crosby
1992 Tootie Robbins	2006 Jon Ryan	2020 Billy Turner
1993 Johnny Holland	2007 Chris Francis	2021 Aaron Jones
1994 George Teague	2008 Mark Tauscher	2022 De'Vondre Campbell
1995 Reggie White	2009 Nick Collins	2023 Rashan Gary
1996 Brett Favre	2010 Charles Woodson		
1997 Robert Brooks	2011 T.J. Lang		

by CB Chandon Sullivan on third-and-19. Late in the third quarter, sacked Mayfield for a loss of 11 yards on third-and-5 to force a field goal...**Vs. San Francisco (NFC Divisional, Jan. 22):** Finished with four tackles (all solo), two sacks, three tackles for a loss and three QB hits. Both sacks came on third downs in the first half and forced punts.

2020: Saw action in 15 games with four starts, registering 35 tackles (19 solo), 11 QB hits (tied for No. 2 on the team), five sacks (No. 2 on the team), five tackles for a loss and a fumble recovery...Missed Week 4 with an ankle injury...Played in both postseason contests, posting five tackles (three solo), 1½ sacks, a tackle for a loss and three QB hits (tied for the team lead)...**At Minnesota (Sept. 13):** Posted two tackles (one solo) and two QB hits while playing 32 snaps on defense. Hit Cousins late in the second quarter and with just under 10 minutes to go in the fourth quarter, with both plays resulting in incompletions...**Vs. Detroit (Sept. 20):** Recorded four tackles (two solo), a season-high 1½ sacks and a tackle for a loss and was tied for the team lead with two QB hits. In the third quarter, pressured Stafford on a play that resulted in an interception returned 7 yards for a TD by Sullivan. Sacked Stafford in the fourth quarter to force a third-and-30 the Lions did not convert and Detroit punted on fourth down...**At San Francisco (Nov. 5):** Registered two tackles (one solo) on 24 defensive snaps. Early in the fourth quarter, brought down WR Richie James after a 9-yard gain on third-and-10 at the QB 5-yard line and then teamed with LB Ty Summers to stop QB Nick Mullens for no gain on fourth-and-1...**Vs. Jacksonville (Nov. 15):** Recorded two tackles (both solo), a tackle for a loss, a QB hit and a sack. With just over a minute-and-a-half to play in the game and GB up by four and JAX at the GB 36-yard line, sacked QB Jake Luten for a loss of 6 yards to force a third-and-16 on a drive that saw the Jaguars turn the ball over on downs two plays later...**At Indianapolis (Nov. 22):** Finished with three tackles (two solo), a QB hit and a pass defended. In the second quarter, hit QB Philip Rivers right after he threw a pass that was tipped by DL Billy Winn and picked off by LB Christian Kirksey, giving the Packers the ball at the Colts' 29-yard line...**At Detroit (Dec. 13):** Finished with one tackle (solo), a sack, a tackle for a loss and a QB hit. Brought Stafford down on third-and-18 to force a punt in the second quarter, giving him 2½ sacks in two games against Detroit on the season...**Vs. L.A. Rams (NFC Divisional, Jan. 16):** Recorded three tackles (two solo), 1½ sacks, a tackle for a loss and three QB hits. Teamed with Clark to sack Goff for a loss of 9 yards to force a punt in the third quarter. With just under five minutes left in the game, sacked Goff for a loss of 4 yards on fourth-and-13.

2019: Played in all 16 games and posted 30 tackles (14 solo), two sacks, three tackles for a loss, a fumble recovery, seven QB hits and 19 QB pressures (No. 5 on the team)...Played in both playoff contests and registered two tackles (both assisted) and a QB pressure...**Vs. Denver (Sept. 22):** Played 26 snaps and registered a season-high six tackles (one solo), a sack, a fumble recovery, two QB pressures and a QB hit. Posted his first fumble recovery as a pro when he recovered QB Joe Flacco's fumble forced on Smith's sack, giving Green Bay the ball at the Denver 5 to set up a TD. Late in the fourth quarter, shed a block by RT Elijah Wilkinson to bring down Flacco for a 7-yard loss, the first sack of his career...**Vs. Washington (Dec. 8):** Posted three tackles (all solo) and a QB hit, including a tackle for a loss in the second quarter of RB Adrian Peterson (3-yard loss) after Za'Darius Smith forced a Peterson fumble...**Vs. Chicago (Dec. 15):** Posted three tackles (all solo), a sack, two QB pressures and a QB hit. Late in the second quarter, fought off a block from RT Cornelius Lucas III to get to QB Mitchell Trubisky for a 6-yard sack...**At Minnesota (Dec. 23):** Registered two tackles (both assisted), two QB pressures and a QB hit...**2019 Draft:** Selected by the Packers with the first of two picks in the first round (No. 12 overall).

COLLEGE: Played in 35 games with 22 starts in three seasons for the Wolverines, posting 137 tackles (53 solo), 10½ sacks, 24 tackles for a loss and a forced fumble...Earned first-team All-Big Ten recognition from the league's coaches as a sophomore and as a junior, also earning second-team honors from *The Associated Press* in both of those seasons...Was a part of Michigan defenses that ranked in the top three in the country in total defense in all three of his seasons with the Wolverines (No. 2 in 2018, No. 3 in 2017, No. 1 in 2016)... Earned Academic All-Big Ten honors in 2017 and 2018...Earned his degree in general studies...**2018:** Started all nine games he appeared in at DE, finishing with 44 tackles (18 solo), 3½ sacks, seven tackles for a loss and five QB hits...Earned first-team All-Big Ten honors from the league's coaches and second-team recognition from AP...Was named to the watch lists for the Walter Camp Player of the Year, Bronko Nagurski Trophy, Chuck Bednarik Award and Ted Hendricks Award...Helped the Wolverines rank No. 2 in the country in total defense (275.2 ypg) and passing defense (147.8 ypg) and No. 16 in scoring defense (19.4 ppg)...**2017:** Started all 13 contests at DE and posted a career-high 66 tackles (24 solo), a career-best six sacks, a career-high 12 tackles for a loss and a forced fumble...Led the team with seven QB hits...Earned first-team All-Big Ten recognition from the league's coaches and second-team honors from AP...Earned Academic All-Big Ten honors...Was named the winner of the Richard Katcher Award as the team's top defensive lineman...Part of a defense that ranked No. 1 in the nation in pass defense (150.1 ypg), No. 3 in total defense (271.0 ypg), No. 13 in scoring defense (18.8 ppg) and tied for No. 8 in sacks (42)...Tied for the team lead with a career-high 11 tackles (four solo) and a career-best two sacks, including a 6-yard sack of QB J.T. Barrett in the third quarter to force a three-and-out vs. Ohio State (Nov. 25)...**2016:** Appeared in all 13 games as a true freshman, contributing 27 tackles (11 solo), five tackles for a loss and a sack...Was tied for No. 3 on the team with seven QB hits...Part of a defense that ranked No. 1 in the country in total defense (261.8 ypg) and passing defense (142.5 ypg) and No. 2 in scoring defense (14.1 ppg).

PERSONAL: Given name Rashan Abdul Gary...Nickname is "Bane Gary"...Born in Plainfield, N.J....Has his own agency, Rashan Gary Sports, that specializes in athlete and brand representation and management...**High school:** Was named the 2015 All-USA Defensive Player of the Year by *USA Today* following his senior season at Paramus Catholic (N.J.) High School...Earned first-team All-America honors from *USA Today*...Was rated as the top prospect in the country by Rivals.com, Scout.com and ESPN...Was ranked as the No. 2 player in the nation and the top defensive lineman by *PrepStar*...Posted 55 tackles, 13½ sacks and four forced fumbles as a senior...Participated in the 2016 Under Armour All-American Game and was named MVP...Registered 55 tackles and 14 sacks as a junior...Also lettered two years in track, participating in the shot put, discus and 4x100 events, and one year in basketball...Attended Scotch Plains-Fanwood High School in Scotch Plains, N.J., as a freshman and sophomore...**Community involvement:** Supports the global charity *Made By Dyslexia*, including having his shoes designed for them as part of the NFL's My Cause My Cleats initiative...Also spoke at *Made By Dyslexia's* World Dyslexia assembly in New York City in April 2023...Signed autographs during the holidays to help raise money for The Salvation Army...Participated in a Q&A with kids from the Boys & Girls Club of Greater Green Bay...Took part in the Green Bay Packers Give Back Bowling Event, which raised money for the Wisconsin Court Appointed Special Advocates (CASA) Association, whose programs champion the needs of abused and neglected children...Visited hospitals and schools while he was in college.

NFL debut: at Chicago, 9/5/19
First NFL start: at New Orleans, 9/27/20
First NFL sack: vs. Denver, 9/22/19 (J.Flacco)

CAREER TRANSACTIONS

- 2019 Selected by Green Bay Packers as the first of two picks in the first round (12th overall) of '19 NFL Draft, April 25...Signed first contract, May 3.
- 2022 Placed on injured reserve (knee), Nov. 9.
- 2023 Signed contract extension, Oct. 30.

RASHAN GARY'S NFL REGULAR-SEASON DEFENSIVE STATISTICS

YEAR	TEAM	GP	GS	TACKLES					INTERCEPTIONS							ST			MISC							
				TK	S	A	TFL	YDS	SK	YDS	QBH	NO	YDS	LG	TD	PD	FF	FR	TD	YDS	TK	S	A	FF	FR	S
2019	Packers	16	0	30	14	16	3	16	2.0	13.0	7	0	0	0	0	0	1	0	0	0	0	0	0	0	0	0
2020	Packers	15	4	35	19	16	5	27	5.0	31.0	11	0	0	0	1	0	1	0	1	0	0	0	0	0	0	
2021	Packers	16	16	47	27	20	8	52	9.5	71.0	28	0	0	0	0	2	1	0	0	0	0	0	0	0	0	
2022	Packers	9	9	32	21	11	7	41	6.0	45.0	12	0	0	0	1	1	1	0	0	0	0	0	0	0	0	
2023	Packers	17	13	44	23	21	7	46	9.0	47.5	22	0	0	0	2	2	2	0	0	0	0	0	0	0	0	
NFL TOTALS		73	42	188	104	84	30	182	31.5	207.5	80	0	0	0	4	5	6	0	1	0	0	0	0	0	0	

RASHAN GARY'S NFL POSTSEASON DEFENSIVE STATISTICS

YEAR	TEAM	GP	GS	TACKLES					INTERCEPTIONS							ST			MISC							
				TK	S	A	TFL	YDS	SK	YDS	QBH	NO	YDS	LG	TD	PD	FF	FR	TD	YDS	TK	S	A	FF	FR	S
2019	Packers	2	0	2	0	2	0	0	0.0	0.0	0	0	0	0	0	0	0	0	0	0	0	0	0	0	0	0
2020	Packers	2	0	5	3	2	1	4	1.5	8.5	3	0	0	0	0	0	0	0	0	0	0	0	0	0	0	0
2021	Packers	1	1	4	4	0	3	10	2.0	10.0	3	0	0	0	0	0	0	0	0	0	0	0	0	0	0	0
2023	Packers	2	2	5	1	4	0	0	0.0	0.0	2	0	0	0	0	0	0	0	0	0	0	0	0	0	0	0
NFL TOTALS		7	3	16	8	8	4	14	3.5	18.5	8	0	0	0	0	0	0	0	0	0	0	0	0	0	0	

SINGLE-GAME HIGHS: DEFENSIVE

Total Tackles	7 at Detroit Lions, Nov 23, 2023 7 vs. New England Patriots, Oct 02, 2022 ...2 more at 7.	Forced Fumbles	2 at Detroit Lions, Nov 23, 2023 1 vs. New England Patriots, Oct 02, 2022 ...2 more at 1.
Solo Tackles	5 at Detroit Lions, Nov 23, 2023 4 vs. New York Jets, Oct 16, 2022 ...2 more at 4.	Fumble Recoveries	1 at Detroit Lions, Nov 23, 2023 1 vs. Los Angeles Chargers, Nov 19, 2023 ...4 more at 1.
Sacks	3.0 at Detroit Lions, Nov 23, 2023 3.0 vs. New Orleans Saints, Sep 24, 2023	Tackles For Loss	3 vs. New Orleans Saints, Sep 24, 2023 2 vs. New York Jets, Oct 16, 2022 ...3 more at 2.
Passes Defensed	1 vs. Chicago Bears, Jan 07, 2024 1 at Chicago Bears, Sep 10, 2023 ...2 more at 1.	Longest Opp Fumble Return	1 at Chicago Bears, Jan 03, 2021

2023 GXG REGULAR SEASON (PACKERS)

DATE	OPPONENT	P/S	TK	S	A	SK	YDS	INT	PD	FF	FR
09/10	at Bears	P	0	0	0	0.0	0.0	0	1	0	0
09/17	at Falcons	P	2	0	2	0.5	1.0	0	0	0	0
09/24	Saints	P	3	3	0	3.0	20.0	0	0	0	0
09/28	Lions	P	0	0	0	0.0	0.0	0	0	0	0
10/09	at Raiders	S	4	2	2	1.0	5.0	0	0	0	0
10/22	at Broncos	S	3	2	1	0.0	0.0	0	0	0	0
10/29	Vikings	S	3	2	1	0.0	0.0	0	0	0	0
11/05	Rams	S	3	1	2	0.0	0.0	0	0	0	0
11/12	at Steelers	S	3	1	2	0.0	0.0	0	0	0	0
11/19	Chargers	S	2	1	1	1.0	10.0	0	0	1	0
11/23	at Lions	S	7	5	2	3.0	8.0	0	0	2	1
12/03	Chiefs	S	4	0	4	0.5	3.5	0	0	0	0
12/11	at Giants	S	2	1	1	0.0	0.0	0	0	0	0
12/17	Buccaneers	S	1	1	0	0.0	0.0	0	0	0	0
12/24	at Panthers	S	2	2	0	0.0	0.0	0	0	0	0
12/31	at Vikings	S	3	1	2	0.0	0.0	0	0	0	0
01/07	Bears	S	2	1	1	0.0	0.0	0	1	0	0
2023 TOTALS		17-13	44	23	21	9.0	47.5	0	2	2	2

2022 GXG REGULAR SEASON (PACKERS)

DATE	OPPONENT	P/S	TK	S	A	SK	YDS	INT	PD	FF	FR
09/11	at Vikings	S	7	3	4	1.0	8.0	0	0	0	0
09/18	Bears	S	2	2	0	1.0	7.0	0	0	0	0
09/25	at Buccaneers	S	3	2	1	1.0	6.0	0	0	0	0
10/02	Patriots	S	7	4	3	2.0	17.0	0	0	1	1
10/09	Giants	S	3	3	0	0.0	0.0	0	0	0	0
10/16	Jets	S	4	4	0	1.0	7.0	0	0	0	0
10/23	at Commanders	S	2	0	2	0.0	0.0	0	0	0	0
10/30	at Bills	S	1	1	0	0.0	0.0	0	1	0	0
11/06	at Lions	S	3	2	1	0.0	0.0	0	0	0	0
11/13	Cowboys										
11/17	Titans										
11/27	at Eagles										
12/04	at Bears										
12/19	Rams										
12/25	at Dolphins										
01/01	Vikings										
01/08	Lions										
2022 TOTALS		9-9	32	21	11	6.0	45.0	0	1	1	1

2023 GXG POSTSEASON (PACKERS)

DATE	OPPONENT	P/S	TK	S	A	SK	YDS	INT	PD	FF	FR
01/14	at Cowboys	S	1	1	0	0.0	0.0	0	0	0	0
01/20	at 49ers	S	4	0	4	0.0	0.0	0	0	0	0
2023 TOTALS		2-2	5	1	4	0.0	0.0	0	0	0	0

VETERANS
 COMMUNITY
 ADMIN. & COACHES
 GARY
 DRAFT & FREE AGENTS
 REVIEW
 2023
 RECORDS & HISTORY
 LAMBEAU FIELD
 MISC.

2021 GXG REGULAR SEASON (PACKERS)

DATE	OPPONENT	P/S	TK	S	A	SK	YDS	INT	PD	FF	FR	
09/12	at Saints	S	0	0	0	0.0	0.0	0	0	0	0	
09/20	Lions	S	2	0	2	0.0	0.0	0	0	0	0	
09/26	at 49ers	S	1	0	1	0.5	2.0	0	0	0	0	
10/03	Steelers	S	6	4	2	1.0	6.0	0	0	0	0	
10/10	at Bengals	S	5	1	4	0.0	0.0	0	0	0	0	
10/17	at Bears	S	4	3	1	0.0	0.0	0	0	0	0	
10/24	Washington	S	7	3	4	2.0	11.0	0	0	1	0	
10/28	at Cardinals	S	1	1	0	0.0	0.0	0	0	0	0	
11/07	at Chiefs	S	2	1	1	0.0	6.0	0	0	0	0	
11/14	Seahawks	S	3	3	0	1.0	7.0	0	0	0	0	
11/21	at Vikings											
11/28	Rams	S	3	2	1	1.0	9.0	0	0	1	0	
12/12	Bears	S	3	1	2	0.0	0.0	0	0	0	1	
12/19	at Ravens	S	2	1	1	0.0	0.0	0	0	0	0	
12/25	Browns	S	3	3	0	2.0	20.0	0	0	0	0	
01/02	Vikings	S	2	2	0	1.0	10.0	0	0	0	0	
01/09	at Lions	S	3	2	1	0.0	0.0	0	0	0	0	
2021 TOTALS			16-16	47	27	20	9.5	71.0	0	0	2	1

2021 GXG POSTSEASON (PACKERS)

DATE	OPPONENT	P/S	TK	S	A	SK	YDS	INT	PD	FF	FR	
01/22	49ers	S	4	4	0	2.0	10.0	0	0	0	0	
2021 TOTALS			1-1	4	4	0	2.0	10.0	0	0	0	0

2019 GXG REGULAR SEASON (PACKERS)

DATE	OPPONENT	P/S	TK	S	A	SK	YDS	INT	PD	FF	FR	
09/05	at Bears	P	0	0	0	0.0	0.0	0	0	0	0	
09/15	Vikings	P	1	0	1	0.0	0.0	0	0	0	0	
09/22	Broncos	P	6	1	5	1.0	7.0	0	0	0	1	
09/26	Eagles	P	2	0	2	0.0	0.0	0	0	0	0	
10/06	at Cowboys	P	4	2	2	0.0	0.0	0	0	0	0	
10/14	Lions	P	0	0	0	0.0	0.0	0	0	0	0	
10/20	Raiders	P	4	1	3	0.0	0.0	0	0	0	0	
10/27	at Chiefs	P	1	1	0	0.0	0.0	0	0	0	0	
11/03	at Chargers	P	3	2	1	0.0	0.0	0	0	0	0	
11/10	Panthers	P	0	0	0	0.0	0.0	0	0	0	0	
11/24	at 49ers	P	0	0	0	0.0	0.0	0	0	0	0	
12/01	at Giants	P	1	1	0	0.0	0.0	0	0	0	0	
12/08	Redskins	P	3	3	0	0.0	0.0	0	0	0	0	
12/15	Bears	P	3	3	0	1.0	6.0	0	0	0	0	
12/23	at Vikings	P	2	0	2	0.0	0.0	0	0	0	0	
12/29	at Lions	P	0	0	0	0.0	0.0	0	0	0	0	
2019 TOTALS			16-0	30	14	16	2.0	13.0	0	0	0	1

2019 GXG POSTSEASON (PACKERS)

DATE	OPPONENT	P/S	TK	S	A	SK	YDS	INT	PD	FF	FR	
01/12	Seahawks	P	2	0	2	0.0	0.0	0	0	0	0	
01/19	at 49ers	P	0	0	0	0.0	0.0	0	0	0	0	
2019 TOTALS			2-0	2	0	2	0.0	0.0	0	0	0	0

2020 GXG REGULAR SEASON (PACKERS)

DATE	OPPONENT	P/S	TK	S	A	SK	YDS	INT	PD	FF	FR	
09/13	at Vikings	P	2	1	1	0.0	0.0	0	0	0	0	
09/20	Lions	P	4	2	2	1.5	12.5	0	0	0	0	
09/27	at Saints	S	1	0	1	0.0	0.0	0	0	0	0	
10/05	Falcons											
10/18	at Buccaneers	P	2	1	1	0.0	0.0	0	0	0	0	
10/25	at Texans	P	0	0	0	0.0	0.0	0	0	0	0	
11/01	Vikings	P	0	0	0	0.0	0.0	0	0	0	0	
11/05	at 49ers	P	2	1	1	0.0	0.0	0	0	0	0	
11/15	Jaguars	P	2	2	0	1.0	6.0	0	0	0	0	
11/22	at Colts	P	3	2	1	0.0	0.0	0	1	0	0	
11/29	Bears	S	0	0	0	0.0	0.0	0	0	0	0	
12/06	Eagles	S	4	2	2	1.5	5.5	0	0	0	0	
12/13	at Lions	P	1	1	0	1.0	7.0	0	0	0	0	
12/19	Panthers	S	3	1	2	0.0	0.0	0	0	0	0	
12/27	Titans	P	5	3	2	0.0	0.0	0	0	0	0	
01/03	at Bears	P	6	3	3	0.0	0.0	0	0	0	1	
2020 TOTALS			15-4	35	19	16	5.0	31.0	0	1	0	1

2020 GXG POSTSEASON (PACKERS)

DATE	OPPONENT	P/S	TK	S	A	SK	YDS	INT	PD	FF	FR	
01/16	Rams	P	3	2	1	1.5	8.5	0	0	0	0	
01/24	Buccaneers	P	2	1	1	0.0	0.0	0	0	0	0	
2020 TOTALS			2-0	5	3	2	1.5	8.5	0	0	0	0

SHOVELING SNOW AT LAMBEAU

One of the more recent traditions that has taken hold among Packers fans is answering the call to shovel snow off the Lambeau Field bleachers. When the team needs help clearing the stands for an upcoming game, it issues a press release or uses social media to alert fans. The Packers provide the shovels and the fans, in turn, provide the muscle (pictured, lower right).

While there was no need to request shovelers in 2020-23, snowfall during the 2019 season caused the team to put out a call for shovelers on multiple occasions, including both weeks leading up to the Dec. 8 game against Washington and the Dec. 15 game against Chicago. The team also required assistance clearing the bowl and spreading ice melt the morning of the NFC Divisional playoff game against Seattle. Those marked the 32nd, 33rd and 34th occasions that Packers fans have been asked to shovel snow since 2005.

Fans at least 18 years old who arrive early enough often shovel for several hours. Participants receive \$13 per hour upon completion of their work.

While shoveling the stands is a more recent development, fans for generations have been eager to help the Packers in times of need.

Prior to the 1965 NFL Championship Game, played in Green Bay on Jan. 2, 1966, about 25 young volunteers helped close to 60 stadium workers shovel and haul away snow off the large tarpaulins that had covered the field (pictured, upper right).

Prior to the game, the Packers also had spread 40 tons of marsh hay over the playing surface to keep it from freezing. That, too, had to be removed.

The nearly five inches of wet, heavy snow that blanketed the turf fell the morning of the game.

The Packers tried using a helicopter to dry out the field and blow snow off the seats, but it didn't work out and the stadium crew wound up trying to clear the seating areas, as well.

NFL Commissioner Pete Rozelle was in attendance, but said he never considered calling off the game.

"I think you may be better equipped to handle this sort of thing here than any other place in the league," said Rozelle, directing his remarks to local reporters.





MALIK HEATH 18

WIDE RECEIVER
Mississippi

Second NFL Season
Second Packers Season

Ht: 6-2 » Wt: 213 » Born: March 31, 2000 » NFL Games Played/Started: 13/1 » Acquired: FA-23

PRO HIGHLIGHTS:

- ▶ Started in the 2023 season opener at Chicago, becoming the first undrafted rookie to start at WR for the Packers in Week 1 since the 1970 AFL-NFL merger.
- ▶ Appeared in 13 games as a rookie last season, posting 15 catches for 125 yards (8.3 avg.) and a TD along with two tackles on special teams.
- ▶ Posted a career-high four catches for a career-best 46 yards (11.5 avg.) in just 11 snaps of work at Detroit in Week 12, including a career-long 16-yard grab.
- ▶ Was signed by Green Bay as an undrafted free agent on May 5, 2023.

2023 SEASON: Appeared in 13 games with one start, seeing time on offense and special teams...Posted 15 catches for 125 yards (8.3 avg.) and a TD...Registered two tackles on special teams...Was inactive for four regular-season contests (healthy scratch) and also was inactive (healthy scratch) for both postseason games...**At Chicago (Sept. 10):** Became the first undrafted rookie to start at WR for the Packers in Week 1 since the 1970 AFL-NFL merger, appearing on 29 snaps on offense in his pro debut...**Vs. L.A. Chargers (Nov. 19):** Played 15 snaps on offense and posted the first reception of his career, a 7-yard grab from QB Jordan Love in the second quarter. Also returned a second-quarter kickoff for 1 yard and led the team with two tackles on special teams (both on kickoffs)...**At Detroit (Nov. 23):** Posted a career-high four catches for a career-best 46 yards (11.5 avg.) on just 11 offensive snaps, including a career-long 16-yard grab...**At N.Y. Giants (Dec. 11):** Appeared on 23 plays on offense, posting his first career TD catch when he hauled in a 6-yard pass from Love with 1:33 remaining in the game to give the Packers a 22-21 lead...**Vs. Tampa Bay (Dec. 17):** Caught three passes for 29 yards (9.7 avg.)...**At Carolina (Dec. 24):** Played a career-high 51 snaps on offense...**Vs. Chicago (Jan. 7):** Played 23 snaps on offense, hauling in three passes for 9 yards (3.0 avg.)...**2023 Draft:** Signed by Green Bay as an undrafted free agent on May 5.

COLLEGE: Spent one season at Mississippi (2022), two at Mississippi State (2020-21) and two at Copiah-Lincoln Community College (2018-19)...Played in 34 games with 21 starts during his three seasons in the Southeastern Conference, posting 131 receptions for 1,720 yards (13.1 avg.) and 13 TDs...Earned his degree in kinesiology...**2022:** Appeared in all 13 games with 12 starts for the Rebels, earning third-team All-SEC honors from Pro Football Focus after posting a team-high 60 receptions for a team-leading 971 yards (16.2 avg.) and five TDs...Ranked No. 3 in the SEC in receiving yards and No. 2 in receiving yards per game (74.7)...Posted 100 yards receiving on six catches (16.7 avg.) vs. Kentucky (Oct. 1)...Registered a career-high 145 yards on eight receptions (18.1 avg.) at LSU (Oct. 22)...Posted a team-high 123 yards receiving

AT A GLANCE ...



- Started in the season opener last season at Chicago, becoming the first undrafted rookie to start at WR for the Packers in Week 1 since the 1970 AFL-NFL merger.
- Appeared in 13 games as a rookie last season, posting 15 catches for 125 yards (8.3 avg.) and a TD along with two tackles on special teams.
- Posted a career-high four catches for a career-best 46 yards (11.5 avg.) in just 11 snaps of work at Detroit in Week 12, including a career-long 16-yard grab.
- Earned third-team All-SEC honors from Pro Football Focus in 2022 after leading Ole Miss with 60 receptions for a team-high 971 yards (16.2 avg.) and five TDs.
- Played two seasons at Mississippi State (2020-21), appearing in 34 games with 21 starts during his three seasons in the SEC and posting 131 receptions for 1,720 yards (13.1 avg.) and 13 TDs.

on six grabs (20.5 avg.) vs. Alabama (Nov. 12)...Tied his career best with a team-high nine catches for 140 yards (15.6 avg.) at Arkansas (Nov. 19), highlighted by a season-long 53-yard grab and a TD...Posted a team-best 137 yards and a TD on eight catches (17.1 avg.) vs. Texas Tech (Dec. 28) in the Texas Bowl, with his receiving-yardage total setting a school record for a bowl game...**2021:** Played in 11 games with three starts at Mississippi State, catching 34 passes for 442 yards (13.0 avg.) and five TDs...Matched his career best with nine receptions for 88 yards (9.8 avg.) and a TD at Memphis (Sept. 18)...Caught two passes for 87 yards (43.5 avg.) vs. Tennessee State (Nov. 20), highlighted by a season-long 56-yard TD grab...**2020:** Appeared in 10 games with six starts for the Bulldogs, posting 37 receptions for 307 yards (8.3 avg.) and three TDs...Posted a career-high nine catches for 79 yards (8.8 avg.) vs. Vanderbilt (Nov. 7)...Registered a career-high two TD receptions at Mississippi (Nov. 28), scoring twice in the second quarter (6, 11 yards)...**2019:** Played in eight games as a sophomore at Copiah-Lincoln C.C., finishing with 33 catches for 502 yards (15.2 avg.) and three TDs...**2018:** Registered 28 receptions for 333 yards (11.9 avg.) and four TDs in nine games.

PERSONAL: Given name Malik Shabazz Heath; born in Jackson, Miss....**High school:** Was selected to play in the Under Armour All-America Game as a senior at Callaway High School (Jackson, Miss.) after recording 21 catches for 456 yards (21.7 avg.) and seven TDs...Was named to the "Dandy Dozen" by the *Clarion-Ledger* and competed in the Alabama-Mississippi All-Star Game as a senior...Finished his career with 78 receptions for 1,837 yards (24.3 avg.) and 13 TDs...Posted 1,213 yards and five TDs on 46 catches (26.3 avg.) as a junior and 10 grabs for 168 yards (16.8 avg.) and a TD as a sophomore...**Community involvement:** Visited with students at the Wisconsin Challenge Academy in Fort McCoy, Wis., in October 2023.

NFL debut/first start: at Chicago, 9/10/23
First NFL touchdown: at N.Y. Giants, 12/11/23 (6 yards, J.Love)

CAREER TRANSACTIONS

- 2023 Signed by Green Bay Packers as undrafted free agent, May 5.

VETERANS

COMMUNITY

ADMIN. & COACHES

HEATH

DRAFT & FREE AGENTS

2023 REVIEW

RECORDS & HISTORY

LAMBEAU FIELD

MISC.

MALIK HEATH'S NFL REGULAR-SEASON RECEIVING STATISTICS

		RECEIVING						
DATE	TEAM	GP	GS	NO.	YDS.	AVG.	LG	TD
2023	Packers	13	1	15	125	8.3	16	1
NFL TOTALS		13	1	15	125	8.3	16	1

MALIK HEATH'S NFL REGULAR-SEASON RETURN STATISTICS

		KICKOFF RETURNS					PUNT RETURNS					
DATE	TEAM	RET.	YDS.	AVG.	LG	TD	NO.	FC	YDS.	AVG.	LG	TD
2023	Packers	1	1	1.0	1	0	0	0	0	0.0	0	0
NFL TOTALS		1	1	1.0	1	0	0	0	0	0.0	0	0

SINGLE-GAME HIGHS: RUSHING/RECEIVING

Receptions 4 at Detroit Lions, Nov 23, 2023
3 vs. Chicago Bears, Jan 07, 2024
...1 more at 3.

Receiving Yards 46 at Detroit Lions, Nov 23, 2023
29 vs. Tampa Bay Buccaneers, Dec 17, 2023
11.5 at Detroit Lions, Nov 23, 2023

Receiving Average 9.7 vs. Tampa Bay Buccaneers, Dec 17, 2023
16 at Detroit Lions, Nov 23, 2023
15 vs. Tampa Bay Buccaneers, Dec 17, 2023
...1 more at 15.

Longest Receptions 16 at Detroit Lions, Nov 23, 2023
15 vs. Tampa Bay Buccaneers, Dec 17, 2023
...1 more at 15.

Receiving TDs 1 at New York Giants, Dec 11, 2023

Longest Kickoff Return 1 vs. Los Angeles Chargers, Nov 19, 2023
Special Teams Tackles 2 vs. Los Angeles Chargers, Nov 19, 2023
Most TDs 1 at New York Giants, Dec 11, 2023
Scrimmage Yards 46 at Detroit Lions, Nov 23, 2023
29 vs. Tampa Bay Buccaneers, Dec 17, 2023

2023 GXG REGULAR SEASON (PACKERS)

		RECEIVING						
DATE	OPPONENT	P/S	NO.	YDS.	AVG.	LG	TD	
09/10	at Bears	S	0	0	0.0	0	0	
09/17	at Falcons	P	0	0	0.0	0	0	
09/24	Saints	P	0	0	0.0	0	0	
09/28	Lions		INACTIVE					
10/09	at Raiders		INACTIVE					
10/22	at Broncos		INACTIVE					
10/29	Vikings		INACTIVE					
11/05	Rams	P	0	0	0.0	0	0	
11/12	at Steelers	P	0	0	0.0	0	0	
11/19	Chargers	P	1	7	7.0	7	0	
11/23	at Lions	P	4	46	11.5	16	0	
12/03	Chiefs	P	1	15	15.0	15	0	
12/11	at Giants	P	1	6	6.0	6†	1	
12/17	Buccaneers	P	3	29	9.7	15	0	
12/24	at Panthers	P	1	0	0.0	0	0	
12/31	at Vikings	P	1	13	13.0	13	0	
01/07	Bears	P	3	9	3.0	4	0	
2023 TOTALS		13-1	15	125	8.3	16	1	

2023 GXG POSTSEASON (PACKERS)

		RECEIVING						
DATE	OPPONENT	P/S	NO.	YDS.	AVG.	LG	TD	
01/14	at Cowboys		INACTIVE					
01/20	at 49ers		INACTIVE					
2023 TOTALS		0-0	0	0	0.0	0	0	

ROOKIE PACKERS STARTERS IN REGULAR-SEASON OPENER, SINCE 1970

Date	Opp.	Rookie Starter	Pos.	Result	Date	Opp.	Rookie Starter	Pos.	Result
09/10/23	at ChiB	Jayden Reed	WR	W, 38-20	09/12/99	Oak	Mike McKenzie	CB	W, 28-24
		Malik Heath	WR		09/06/98	Det	Vonnie Holliday	DE	W, 38-19
		Luke Musgrave	TE		09/03/95	StLR	Craig Newsome	CB	L, 17-14
09/11/22	at Min	Christian Watson	WR	L, 23-7	09/06/92	Min	Robert Brooks	WR	L, 23-20
		Quay Walker	LB				Mark D'Onofrio	LB	
09/12/21	at NO	Josh Myers	C	L, 38-3	09/01/91	Phi	Esera Tualo	DT	L, 20-3
		Royce Newman	RG		09/09/90	LaRm	Jackie Harris	TE	W, 36-24
09/13/20	at Min	Krys Barnes	LB	W, 43-34	09/04/88	LaRm	Shawn Patterson	DE	L, 34-7
		Josiah Degusara	TE				Sterling Sharpe	WR	
09/05/19	at ChiB	Darnell Savage	S	W, 10-3	09/13/87	LaRm	Johnny Holland	LB	L, 20-0
09/09/18	ChiB	Josh Jackson	CB	W, 24-23	09/07/86	HouO	Burnell Dent	LB	W, 31-3
09/11/16	at Jax	Blake Martinez	LB	W, 27-23	09/08/85	at NE	Ken Ruettgens	T	L, 26-20
09/04/14	at Sea	Corey Linsley	C	L, 36-16	09/02/84	StLC	Alphonso Carreker	DE	W, 24-23
		Richard Rodgers	TE				Tom Flynn	S	
09/08/13	at SF	David Bakhtiari	LT	L, 34-28			Donnie Humphrey	DE	
		Eddie Lacy	RB		09/03/78	at Det	John Anderson	LB	W, 13-7
09/09/12	SF	Nick Perry	LB	L, 30-22			Mike Hunt	LB	
09/12/10	at Phi	Morgan Burnett	S	W, 27-20			James Lofton	WR	
		Sam Shields	CB		09/18/77	at NO	Mike Butler	DE	W, 24-20
09/09/07	Phi	Korey Hall	FB	W, 16-13	09/12/76	SF	Mark Koncar	T	L, 26-14
		Brandon Jackson	RB				Mike C. McCoy	DB	
		James Jones	WR		09/21/75	Det	Bill Bain	T	L, 30-16
09/10/06	ChiB	A.J. Hawk	LB	L, 26-0			Johnnie Gray	S	
		Tony Moll	G		09/17/73	NYJ	Tom MacLeod	LB	W, 23-7
		Jason Spitz	G				Barry Smith	WR	
09/11/05	at Det	Nick Collins	S	L, 17-3	09/17/72	at CleB	Willie Buchanon	CB	W, 26-10
		William Whitticker	G				Leland Glass	WR	
09/07/03	Min	Nick Barnett	LB	L, 30-25	09/19/71	NYG	John Brockington	RB	L, 42-40
09/03/00	NYJ	Na'il Diggs	LB	L, 20-16	09/20/70	Det	Mike McCoy	DT	L, 40-0
		Charles Lee	WR				Ken Ellis	CB	



JOSH JACOBS

8

VETERANS

RUNNING BACK
Alabama

Sixth NFL Season
First Packers Season

Ht: 5-10 » Wt: 223 » Born: February 11, 1998 » NFL Games Played/Started: 73/72 » Acquired: UFA (LV)-24

PRO HIGHLIGHTS:

➤ Signed with the Packers as an unrestricted free agent on March 15, 2024, after spending his first five seasons with the Oakland/Las Vegas Raiders.

➤ Ranks No. 2 in the NFL in rushing yards (5,545), rushing TDs (46) and rushing first downs (286) since entering the league in 2019.

➤ Is one of six players in NFL history to post 5,500-plus rushing yards, 45-plus rushing TDs and 175-plus receptions in his first five seasons in the league (Emmitt Smith, Ricky Watters, Curtis Martin, LaDainian Tomlinson, Ezekiel Elliott).

➤ Was the only RB in the league to register 1,100-plus yards from scrimmage and six-plus scrimmage TDs in each of the last five seasons (2019-23).

➤ Ranks No. 3 in Raiders history in rushing yards (5,545) and rushing TDs (46) and No. 2 in 100-yard rushing games (17). Rushed for multiple TDs in 12 games with the Raiders, No. 2 in team annals behind only RB Marcus Allen (18).

➤ His 5,545 rushing yards from 2019-23 were the most in franchise history by a Raider in his first five seasons, topping Allen's mark of 5,397 yards from 1982-86.

➤ Posted 6,993 yards from scrimmage from 2019-23, No. 4 in the league over that span.

➤ Registered 197 receptions from 2019-23, tied for No. 8 in the NFL among running backs over that span.

➤ Earned first-team All-Pro honors from The Associated Press and Pro Bowl recognition in 2022 after posting a league-high 1,653 rushing yards, becoming just the third player in team history to win the league rushing title (Allen in 1985; Clem Daniels, AFL in 1963).

➤ Led the league with 2,053 yards from scrimmage in 2022, No. 2 in single-season team history behind only Allen's 2,314 yards in 1985.

➤ Was selected to his first career Pro Bowl in 2020 after rushing for 1,065 yards and 12 TDs on 273 attempts (3.9 avg.).

➤ Was named the 2019 PFWA Offensive Rookie of the Year after setting a franchise rookie record with 1,150 rushing yards and seven TDs on 242 carries (4.8 avg.), including five 100-yard games.

➤ Was selected by the Raiders with the second of three first-round picks (No. 24 overall) in the 2019 NFL Draft, the first RB to be taken by the team in the first round since Darren McFadden (No. 4 overall) in 2008.

2023 SEASON: Started all 13 games he appeared in and rushed for 805 yards and six TDs on 233 carries (3.5 avg.) while adding 37 catches for 296 yards (8.0 avg.)...Was sidelined for the final four games (Weeks 14-17) due to a quad injury...**At L.A. Chargers (Oct. 1):** Posted a career-high 81 receiving yards on a season-high eight catches (10.1 avg.) while adding 58 rushing yards on 17 attempts (3.4 avg.)...**Vs. N.Y. Giants (Nov. 5):** Rushed for 98 yards and a season-high two TDs on 26 carries (3.8 avg.)...**Vs. N.Y. Jets (Nov. 12):** Posted a season-high 116 rushing yards on 27 carries (4.3 avg.)...**Vs. Kansas City (Nov. 26):** Registered 110 rushing yards on 20 attempts (5.5 avg.), highlighted by a 63-yard TD run early in the second quarter, the second-longest run of his NFL career.

AT A GLANCE ...



- Ranks No. 2 in the NFL in rushing yards (5,545), rushing TDs (46) and rushing first downs (286) since entering the league in 2019.
- Is one of six players in NFL history to post 5,500-plus rushing yards, 45-plus rushing TDs and 175-plus receptions in his first five seasons in the league (Emmitt Smith, Ricky Watters, Curtis Martin, LaDainian Tomlinson, Ezekiel Elliott).
- Was the only RB in the league to register 1,100-plus yards from scrimmage and six-plus scrimmage TDs each of the last five seasons (2019-23).
- Earned first-team All-Pro honors from *The Associated Press* and Pro Bowl recognition in 2022 after posting a league-high 1,653 rushing yards, becoming just the third player in Raiders history to win the league rushing title (Marcus Allen in 1985; Clem Daniels, AFL in 1963).
- Was selected to his first career Pro Bowl in 2020 after rushing for 1,065 yards and 12 TDs on 273 attempts (3.9 avg.).
- Was named the 2019 PFWA Offensive Rookie of the Year after setting a franchise rookie record with 1,150 rushing yards and seven TDs on 242 carries (4.8 avg.), including five 100-yard games, the most by a rookie in team history.
- Played in 42 games during his three seasons at Alabama (2016-18), rushing for 1,491 yards and 16 TDs on 251 carries (5.9 avg.) while adding 18 kickoff returns for 514 yards and a TD as he finished his career ranked No. 3 in school history with an average of 28.6 yards per return.

2022: Started all 17 contests and led the NFL with a career-high 1,653 rushing yards and 12 TDs on 340 carries (4.9 avg.), the second-most rushing yards and the second-most carries in a season in team history...Joined Allen (1985) and Daniels (AFL in 1963) as the only players in team history to win the league rushing title...Earned first-team AP All-Pro honors and PFWA All-NFL recognition and was selected to his second career Pro Bowl...Added a career-high 400 receiving yards on 53 catches (7.5 avg.) as he finished with a league-best 2,053 yards from scrimmage, the second most in a season in team history behind only Allen's 2,314 yards in 1985...Became just the sixth player in league history to post 1,650-plus rushing yards, 12-plus rushing TDs, 50-plus receptions and 400-plus receiving yards in a season (Eric Dickerson, Edgerrin James, Tomlinson, Chris Johnson, DeMarco Murray)...Ranked No. 3 in the league with his average of 4.86 yards per carry, the top mark in team history among players with 250-plus carries in a season...Was tied for No. 5 in the league in rushing TDs as he matched his career high...Ranked No. 3 in the NFL with a career-high six 100-yard rushing games...Rushed for 93 first downs, No. 1 in the league in 2022 and the most by a Raider in a season dating back to 1994...**Vs. Denver (Oct. 2):** Led the team with 144 rushing yards and two TDs on 28 carries (5.1 avg.) while adding five receptions for 31 yards (6.2 avg.)...**At Kansas City (Oct. 10):** Rushed for 154 yards and a TD on 21 carries (7.3 avg.) as he rushed for nine first downs...**Vs. Houston (Oct. 23):** Posted his third consecutive 100-yard rushing game as he racked up 143 yards on 20 carries (7.2 avg.). Tied his career high with three rushing TDs (4, 7, 15 yards) and matched his career best with 10 rushing first downs...**At Seattle (Nov. 27):** Set a single-game franchise record with a career-high 229 rushing yards and two TDs on a career-high 33 carries (6.9 avg.), highlighted by a game-winning 86-yard TD run in overtime, the

COMMUNITY

ADMIN. & COACHES

JACOBS

DRAFT & FREE AGENTS

2023 REVIEW

RECORDS & HISTORY

LAMBEAU FIELD

MISC.

longest run of his career. Added a season-best 74 receiving yards on six catches (12.3 avg.) as he set a team record with 303 yards from scrimmage. His 86-yard game-winning TD run was the second-longest rushing TD in overtime in the NFL since 1974 and his 109 rushing yards in OT were the most by an NFL player since 1991...**vs. L.A. Chargers (Dec. 8):** Recorded his sixth 100-yard rushing game of the season, finishing with 144 yards and a TD on 26 carries (5.5 avg.).

2021: Appeared in 15 games with 14 starts, rushing for 872 yards and nine TDs on 217 carries (4.0 avg.)...Added a career-high 54 catches for 348 yards (6.4 avg.) as he posted 1,200-plus yards from scrimmage for the third straight season... Ranked No. 5 among NFL running backs in receptions... Was sidelined for two games (Weeks 3-4) due to an ankle injury...**vs. Washington (Dec. 5):** Rushed for 52 yards and a TD on 13 carries (4.0 avg.) and added a career-high nine catches for 38 yards (4.2 avg.)...**vs. Denver (Dec. 26):** Posted 129 rushing yards on 27 attempts (4.8 avg.), rushing for six first downs...**vs. L.A. Chargers (Jan. 9):** Finished with a season-high 132 yards and a TD on 26 carries (5.1 avg.) in the overtime win that clinched the Raiders' first playoff berth since 2016...**At Cincinnati (AFC Wild Card, Jan. 15):** Led the team with 83 yards rushing on 13 carries (6.4 avg.) in his NFL playoff debut, adding four catches for 44 yards (11.0 avg.).

2020: Started all 15 games he appeared in, earning Pro Bowl honors for the first time in his career after rushing for 1,065 yards and a career-high 12 TDs on 273 carries (3.9 avg.) along with 33 catches for 238 yards (7.2 avg.)...Became just the third player in team history to rush for 1,000-plus yards in multiple seasons as he joined Allen and RB Mark van Eeghen...Ranked No. 8 in the NFL in rushing yards, No. 3 in carries and tied for No. 4 in rushing TDs...Was sidelined in Week 13 (ankle)...**At Carolina (Sept. 13):** Rushed for 93 yards and three TDs on 25 carries (3.7 avg.), tying the single-game franchise record for rushing TDs as he became the first player in team history to post three rushing TDs in a season opener. Added a season-high 46 receiving yards on four catches (11.5 avg.)...**At Cleveland (Nov. 1):** Posted a season-high 31 carries for a season-best 129 yards (4.2 avg.), including a career-high 10 rushing first downs...**vs. Denver (Nov. 15):** Led the team with 112 yards and two TDs on 21 carries (5.3 avg.)...**At Denver (Jan. 3):** Posted his seventh career game with multiple rushing TDs, the most by a player in franchise history in his first two NFL seasons (Allen, six) as he finished with 89 rushing yards and two TDs on 15 carries (5.9 avg.).

2019: Started all 13 games he played in as a rookie, rushing for 1,150 yards and seven TDs on 242 carries (4.8 avg.) on his way to being named the PFWA Offensive Rookie of the Year... Finished second in voting for the AP Offensive Rookie of the Year...Became the first rookie in franchise history to rush for 1,000-plus yards and registered five 100-yard rushing games on the season, eclipsing Allen's team rookie mark of three games set in 1982...Added 20 receptions for 166 yards (8.3 avg.)...Became the first rookie in team history and the first NFL rookie since WR Odell Beckham Jr. in 2014 to be named the NFL Offensive Rookie of the Month in two separate months (October and November)...Missed three contests (Weeks 14, 16-17) due to a shoulder injury...**vs. Denver (Sept. 9):** Rushed for 85 yards and two TDs on 23 carries (3.7 avg.) as he became the first player in franchise history to post two rushing TDs in his NFL debut. Became the first NFL rookie since Tomlinson in 2001 to record 100-plus yards from scrimmage and multiple rushing TDs in his pro debut...**vs. Kansas City (Sept. 15):** Posted a team-high 99 yards on 12 carries (8.3 avg.), highlighted by a season-long 51-yard run...**vs. Chicago (Oct. 6):** Registered the first 100-yard rushing game of his NFL career, finishing with 123 yards and two TDs on 26 attempts (4.7 avg.)...**At Green Bay (Oct. 20):** Became the first rookie in team history to record back-to-back 100-yard rushing games as he posted a season-high 124 yards on 21 attempts (5.9

avg.)...**vs. Detroit (Nov. 3):** Posted 120 yards and two TDs on 28 carries (4.3 avg.) as he brought his season rushing total to 740 yards and surpassed Allen's team rookie mark of 697 set in 1982...**vs. Cincinnati (Nov. 17):** Recorded his fourth 100-yard game of the season, the most by a rookie in team history, as he finished with 112 yards on 23 attempts (4.9 avg.)...**At Kansas City (Dec. 1):** Rushed for 104 yards on 17 carries (6.1 avg.) as he became the first rookie in team history to eclipse the 1,000-yard rushing mark...**2019 Draft:** Was drafted by the Raiders with the second of three first-round picks (No. 24 overall), the first RB to be selected in 2019.

COLLEGE: Played in 42 games with three starts during his three seasons at Alabama, rushing for 1,491 yards and 16 TDs on 251 carries (5.9 avg.) along with 48 receptions for 571 yards (11.9 avg.) and five TDs...Also recorded 18 kickoff returns for 514 yards and a TD, finishing his career ranked No. 3 in school history with an average of 28.6 yards per return... Majored in business management/pre-law...**2018:** Appeared in all 15 games with one start, rushing for 640 yards and 11 TDs on 120 carries (5.3 avg.) with 20 receptions for 247 yards (11.9 avg.) and three TDs...Totalled 15 TDs on the season (also one on a kickoff return), ranking No. 8 in the Southeastern Conference...Tied for the team lead in all-purpose yards with 1,315, an average of 87.7 yards per game...Ranked No. 2 on the team in scoring with 90 points...Returned 14 kickoffs for 428 yards (30.6 avg.) and a TD, leading the SEC and ranking No. 3 in the nation in kickoff return average...Rushed six times for 45 yards (7.5 avg.) and a TD vs. Louisville (Sept. 1) while adding a 77-yard kickoff return for a TD, the first of his career... Posted 68 rushing yards and two TDs on 12 carries (5.7 avg.) at Tennessee (Oct. 20)...Recorded a career-high 20 carries for 97 yards (4.9 avg.) and a TD vs. Mississippi State (Nov. 10)... Was named the MVP of the SEC title game vs. Georgia (Dec. 1) after posting a team-high 83 rushing yards and two TDs on eight carries (10.4 avg.)...Led the Tide with 98 yards on 15 attempts (6.5 avg.) in the Orange Bowl vs. Oklahoma (Dec. 29)...**2017:** Played in 12 games with one start for a Crimson Tide team that went on to win the national title, rushing for 284 yards and a TD on 46 carries (6.2 avg.) while adding 14 catches for 168 yards (12.0 avg.) and two TDs...Also returned four kickoffs for 86 yards (21.5 avg.)...Rushed for 51 yards on two carries (25.5 avg.) and added a pair of receptions for 36 yards (18.0 avg.) and a TD vs. Ole Miss (Sept. 30)...**2016:** Appeared in all 15 games with one start as a true freshman, posting 567 yards and four TDs on 85 carries (6.7 avg.) along with 14 catches for 156 yards (11.1 avg.)...Made his first career start at Kentucky (Oct. 1), earning SEC Freshman of the Week honors after posting a career-high 100 rushing yards and a TD on 16 attempts (6.3 avg.)...Returned a blocked punt 27 yards for a TD and added 35 rushing yards and a TD on six attempts (5.8 avg.) vs. Florida (Dec. 3) in the SEC title game.

PERSONAL: Given name Joshua Cordell Jacobs...Born in Tulsa, Okla....Has a son...**High School:** Earned first-team all-state honors from the Oklahoma Coaches Association and OKPreps.com as a senior at McClain High School (Tulsa, Okla.) after rushing for 2,704 yards and 31 TDs on 179 carries (15.1 avg.), an average of 245.8 rushing yards per game... Finished his career at McClain with 5,372 rushing yards and 56 TDs...Was limited to six games as a junior in 2014 due to injury, rushing for 948 yards and 13 TDs...**Community involvement:** Hosted his third annual free youth football camp in Tulsa in July 2024...When he was with the Raiders, took part in Make-A-Wish visits by stopping by after practice to meet with children and their families and also visited with them on the sideline before games...Filmed a PSA supporting the It's A Penalty (IAP) campaign in anticipation of Super Bowl LVIII to bring awareness to resources that help prevent human trafficking...Teamed with Nevada Attorney General Aaron Ford to provide kindergarten students in Nevada with a free child ID kit as part of the National Child ID program.

NFL debut/first start: vs. Denver, 9/9/19
First NFL touchdown: vs. Denver, 9/9/19 (2-yard run)
First NFL 100-yard game: vs. Chicago, 10/6/19 (123 yards)

CAREER TRANSACTIONS

- 2019 Selected by Oakland Raiders as second of three choices in the first round (24th overall) of '19 NFL Draft, April 25... Signed first contract, July 10.
- 2023 Designated as franchise player by Las Vegas Raiders, March 6... Re-signed by Raiders, Aug. 26.
- 2024 Signed by Green Bay Packers as unrestricted free agent, March 15.

JOSH JACOBS' NFL REGULAR-SEASON RUSHING/RECEIVING STATISTICS

DATE	TEAM	GP	GS	RUSHING					RECEIVING				
				NO.	YDS.	AVG.	LG	TD	NO.	YDS.	AVG.	LG	TD
2019	Raiders	13	13	242	1,150	4.8	51	7	20	166	8.3	28	0
2020	Raiders	15	15	273	1,065	3.9	28	12	33	238	7.2	29	0
2021	Raiders	15	14	217	872	4.0	28	9	54	348	6.4	29	0
2022	Raiders	17	17	340	1,653	4.9	86	12	53	400	7.5	43	0
2023	Raiders	13	13	233	805	3.5	63	6	37	296	8.0	21	0
NFL TOTALS		73	72	1,305	5,545	4.2	86	46	197	1,448	7.4	43	0

JOSH JACOBS' NFL POSTSEASON RUSHING/RECEIVING STATISTICS

DATE	TEAM	GP	GS	RUSHING					RECEIVING				
				NO.	YDS.	AVG.	LG	TD	NO.	YDS.	AVG.	LG	TD
2021	Raiders	1	1	13	83	6.4	35	0	4	44	11.0	15	0
NFL TOTALS		1	1	13	83	6.4	35	0	4	44	11.0	15	0

SINGLE-GAME HIGHS: RUSHING/RECEIVING

Rush Attempts	33 at Seattle Seahawks, Nov 27, 2022 31 at Cleveland Browns, Nov 01, 2020	Receiving Yards	81 at Los Angeles Chargers, Oct 01, 2023 74 at Seattle Seahawks, Nov 27, 2022
Rushing Yards	229 at Seattle Seahawks, Nov 27, 2022 154 at Kansas City Chiefs, Oct 10, 2022	Receiving Average	17.0 at Denver Broncos, Nov 20, 2022 14.0 at Cleveland Browns, Dec 20, 2021
Rushing Average	8.3 vs. Kansas City Chiefs, Sep 15, 2019 7.3 at Kansas City Chiefs, Oct 10, 2022	Longest Receptions	43 at Denver Broncos, Nov 20, 2022 29 at Denver Broncos, Oct 17, 2021 ...1 more at 29.
Longest Runs	86 at Seattle Seahawks, Nov 27, 2022 63 vs. Kansas City Chiefs, Nov 26, 2023	Most TDs	3 vs. Houston Texans, Oct 23, 2022 3 at Carolina Panthers, Sep 13, 2020
Rushing TDs	3 vs. Houston Texans, Oct 23, 2022 3 at Carolina Panthers, Sep 13, 2020	Scrimmage Yards	303 at Seattle Seahawks, Nov 27, 2022 193 at Kansas City Chiefs, Oct 10, 2022
Receptions	9 vs. Washington Football Team, Dec 05, 2021 8 at Los Angeles Chargers, Oct 01, 2023		

2023 GXG REGULAR SEASON (RAIDERS)

DATE	OPPONENT	P/S	RUSHING					RECEIVING					
			NO.	YDS.	AVG.	LG	TD	NO.	YDS.	AVG.	LG	TD	
09/10	at Broncos	S	19	48	2.5	7	0	2	23	11.5	19	0	
09/17	at Bills	S	9	-2	-0.2	3	0	5	51	10.2	12	0	
09/24	Steelers	S	17	62	3.6	10	0	3	18	6.0	6	0	
10/01	at Chargers	S	17	58	3.4	9	1	8	81	10.1	21	0	
10/09	Packers	S	20	69	3.5	24	1	5	20	4.0	11	0	
10/15	Patriots	S	25	77	3.1	18	0	2	16	8.0	12	0	
10/22	at Bears	S	11	35	3.2	11	0	1	6	6.0	6	0	
10/30	at Lions	S	15	61	4.1	9	1	2	27	13.5	15	0	
11/05	Giants	S	26	98	3.8	15	2	0	0	0.0	0	0	
11/12	Jets	S	27	116	4.3	40	0	2	11	5.5	8	0	
11/19	at Dolphins	S	14	39	2.8	9	0	1	12	12.0	12	0	
11/26	Chiefs	S	20	110	5.5	63	1	4	15	3.8	8	0	
12/10	Vikings	S	13	34	2.6	6	0	2	16	8.0	9	0	
12/14	Chargers							INACTIVE/INJURY					
12/25	at Chiefs							INACTIVE/INJURY					
12/31	at Colts							INACTIVE/INJURY					
01/07	Broncos							INACTIVE/INJURY					
2023 TOTALS			13-13	233	805	3.5	63	6	37	296	8.0	21	0

2022 GXG REGULAR SEASON (RAIDERS)

DATE	OPPONENT	P/S	RUSHING					RECEIVING					
			NO.	YDS.	AVG.	LG	TD	NO.	YDS.	AVG.	LG	TD	
09/11	at Chargers	S	10	57	5.7	18	0	1	16	16.0	16	0	
09/18	Cardinals	S	19	69	3.6	13	0	1	12	12.0	12	0	
09/25	at Titans	S	13	66	5.1	13	0	5	31	6.2	13	0	
10/02	Broncos	S	28	144	5.1	43	2	5	31	6.2	12	0	
10/10	at Chiefs	S	21	154	7.3	37	1	5	39	7.8	14	0	
10/23	Texans	S	20	143	7.2	15	3	3	12	4.0	5	0	
10/30	at Saints	S	10	43	4.3	16	0	2	11	5.5	11	0	
11/06	at Jaguars	S	17	67	3.9	15	0	3	20	6.7	13	0	
11/13	Colts	S	21	78	3.7	22	1	6	28	4.7	9	0	
11/20	at Broncos	S	24	109	4.5	15	0	3	51	17.0	43	0	
11/27	at Seahawks	S	33	229	6.9	86	2	6	74	12.3	28	0	
12/04	Chargers	S	26	144	5.5	20	1	2	6	3.0	5	0	
12/08	at Rams	S	27	99	3.7	15	1	2	15	7.5	8	0	
12/18	Patriots	S	22	93	4.2	18	0	2	17	8.5	11	0	
12/24	at Steelers	S	15	44	2.9	11	0	1	6	6.0	6	0	
01/01	49ers	S	17	69	4.1	9	1	4	26	6.5	14	0	
01/07	Chiefs	S	17	45	2.6	12	0	2	5	2.5	4	0	
2022 TOTALS			17-17	340	1,653	4.9	86	12	53	400	7.5	43	0

2021 GXG REGULAR SEASON (RAIDERS)

DATE	OPPONENT	P/S	RUSHING					RECEIVING				
			NO.	YDS.	AVG.	LG	TD	NO.	YDS.	AVG.	LG	TD
09/13	Ravens	S	10	34	3.4	15t	2	1	6	6.0	6	0
09/19	at Steelers											
09/26	Dolphins											
10/04	at Chargers	S	13	40	3.1	10	0	5	17	3.4	9	0
10/10	Bears	S	15	48	3.2	11	1	4	19	4.8	8	0
10/17	at Broncos	S	16	53	3.3	6	1	1	29	29.0	29	0
10/24	Eagles	S	6	29	4.8	9	1	3	39	13.0	20	0
11/07	at Giants	S	13	76	5.8	14	0	4	19	4.8	8	0
11/14	Chiefs	S	7	16	2.3	5	0	5	20	4.0	12	0
11/21	Bengals	P	9	37	4.1	18	0	5	24	4.8	8	0
11/25	at Cowboys	S	22	87	4.0	21	1	2	25	12.5	17	0
12/05	Washington	S	13	52	4.0	15	1	9	38	4.2	10	0
12/12	at Chiefs	S	9	24	2.7	5	0	5	46	9.2	14	0
12/20	at Browns	S	15	52	3.5	9	0	3	42	14.0	17	0
12/26	Broncos	S	27	129	4.8	19	0	1	-5	-5.0	-5	0
01/02	at Colts	S	16	63	3.9	9	1	4	17	4.3	11	0
01/09	Chargers	S	26	132	5.1	28	1	2	12	6.0	8	0
2021 TOTALS		15-14	217	872	4.0	28	9	54	348	6.4	29	0

2021 GXG POSTSEASON (RAIDERS)

DATE	OPPONENT	P/S	RUSHING					RECEIVING				
			NO.	YDS.	AVG.	LG	TD	NO.	YDS.	AVG.	LG	TD
01/15	at Bengals	S	13	83	6.4	35	0	4	44	11.0	15	0
2021 TOTALS		1-1	13	83	6.4	35	0	4	44	11.0	15	0

2020 GXG REGULAR SEASON (RAIDERS)

DATE	OPPONENT	P/S	RUSHING					RECEIVING				
			NO.	YDS.	AVG.	LG	TD	NO.	YDS.	AVG.	LG	TD
09/13	at Panthers	S	25	93	3.7	14	3	4	46	11.5	29	0
09/21	Saints	S	27	88	3.3	14	0	3	17	5.7	9	0
09/27	at Patriots	S	16	71	4.4	13	0	3	12	4.0	5	0
10/04	Bills	S	15	48	3.2	16	0	3	25	8.3	10	0
10/11	at Chiefs	S	23	77	3.3	7t	2	2	8	4.0	4	0
10/25	Buccaneers	S	10	17	1.7	5	0	3	14	4.7	7	0
11/01	at Browns	S	31	129	4.2	16	0	0	0	0.0	0	0
11/08	at Chargers	S	14	65	4.6	14t	1	1	3	3.0	3	0
11/15	Broncos	S	21	112	5.3	24	2	4	24	6.0	13	0
11/22	Chiefs	S	17	55	3.2	13	1	1	9	9.0	9	0
11/29	at Falcons	S	7	27	3.9	16	0	3	17	5.7	11	0
12/06	at Jets											
12/13	Colts	S	13	49	3.8	18	0	3	25	8.3	14	0
12/17	Chargers	S	26	76	2.9	20	1	3	38	12.7	17	0
12/26	Dolphins	S	13	69	5.3	15	0	0	0	0.0	0	0
01/03	at Broncos	S	15	89	5.9	28t	2	0	0	0.0	0	0
2020 TOTALS		15-15	273	1,065	3.9	28t	12	33	238	7.2	29	0

2019 GXG REGULAR SEASON (RAIDERS)

DATE	OPPONENT	P/S	RUSHING					RECEIVING				
			NO.	YDS.	AVG.	LG	TD	NO.	YDS.	AVG.	LG	TD
09/09	Broncos	S	23	85	3.7	13	2	1	28	28.0	28	0
09/15	Chiefs	S	12	39	3.3	5t	0	0	0	0.0	0	0
09/22	at Vikings	S	10	44	4.4	18	0	0	0	0.0	0	0
09/29	at Colts	S	17	79	4.6	16	0	2	29	14.5	20	0
10/06	Bears	S	26	123	4.7	21	2	3	20	6.7	10	0
10/20	at Packers	S	21	124	5.9	42	0	3	10	3.3	4	0
10/27	at Texans	S	15	66	4.4	23	0	2	15	7.5	8	0
11/03	Lions	S	28	120	4.3	17	2	0	0	0.0	0	0
11/07	Chargers	S	16	71	4.4	18t	1	3	30	10.0	17	0
11/17	Bengals	S	23	112	4.9	21	0	3	12	4.0	7	0
11/24	at Jets	S	10	34	3.4	15	0	1	2	2.0	2	0
12/01	at Chiefs	S	17	104	6.1	35	0	0	0	0.0	0	0
12/08	Titans											
12/15	Jaguars	S	24	89	3.7	9	0	2	20	10.0	14	0
12/22	at Chargers											
12/29	at Broncos											
2019 TOTALS		13-13	242	1,150	4.8	51	7	20	166	8.3	28	0

PLANE PIONEERS

The Packers were the first NFL team to fly to a road game, but the trip didn't exactly go smoothly. On Nov. 14, 1940, the Packers left Green Bay on a 7 a.m. Milwaukee Road train and headed for Chicago, where they were taken by limousine from the depot to the airport to board two United Airlines planes.

This was a Thursday and they were scheduled to play the Giants in New York on Sunday. The Packers' itinerary called for them to leave Chicago at 12:30 p.m. and arrive at LaGuardia Airport at 4:25 p.m. (CST). When a host of photographers showed up at the runway, takeoff time was delayed slightly as the Packers posed for several pictures, including Cecil Isbell lifting a stewardess off the ground and pretending to throw her to Don Hutson.

Once in the air, things went smoothly until the planes had to land in Cleveland for refueling. With LaGuardia under a heavy fog, the decision was then made to abort the flights. A fleet of taxicabs took the Packers to downtown Cleveland where they ate dinner and sat around a hotel lobby until they could board a New York Central railway sleeper to complete the trip to New York. The Packers finally arrived in New York at 8:30 a.m. on Friday and headed to Central Park to practice.

After losing to the Giants, 7-3, things went better on the trip home. The Packers took off early Monday morning from LaGuardia and landed in Chicago without incident. There they took limousines from the airport to Union Station, where they had an hour wait before catching their train back to Green Bay.





ELGTON JENKINS 74

GUARD/TACKLE
Mississippi State

Sixth NFL Season
Sixth Packers Season

Ht: 6-5 » Wt: 311 » Born: December 26, 1995 » NFL Games Played/Started: 70/88 » Acquired: D2-19

PRO HIGHLIGHTS:

- Appeared in 70 games with 68 starts in his first five seasons and started games at four different positions on the line (51 at LG, eight at LT, six at RT, three at C).
- Has helped the Packers rank No. 3 in the NFL in sacks allowed (152) since entering the league in 2019.
- Started all 15 games he appeared in at LG last season and was part of a line that helped the Packers rank No. 3 in the NFL in sacks allowed (30) and No. 4 in sacks allowed per passing play (4.9 pct.).
- In 2022, started all 15 games he appeared in (10 at LG and five at RT) and earned Pro Bowl recognition for the second time (replacement for Eagles G Landon Dickerson).
- Started at LT in all eight games he appeared in (Weeks 1-2, 6-11) in 2021 before sustaining a season-ending knee injury at Minnesota in Week 11.
- Was selected to his first career Pro Bowl in 2020, becoming just the third offensive lineman in team history to be named to the Pro Bowl within his first two seasons in the NFL (Deral Teteak, 1952; Charley Brock, 1940).
- Was part of a line that allowed one sack or zero sacks in a league-best 13 games in 2020, tied for the most in a season in team history (2004). Helped the Packers rank tied for No. 2 in the NFL in sacks allowed (21), the fourth fewest by Green Bay in a season with 16-plus games.
- Played in all 16 games and started the final 14 contests of the season at left guard as a rookie in 2019, taking over for injured G Lane Taylor in Week 3.
- Was named to the PFWA All-Rookie team, only the second Packers guard to be selected since 1974 (Daryn Colledge, 2006).
- Helped clear the way for RB Aaron Jones, who posted 1,084 rushing yards and a career-best 16 rushing TDs, which was tied for the NFL lead in 2019 and was the second most in team history behind only FB Jim Taylor (19 in 1962).
- Selected by the Packers in the second round (No. 44 overall) of the 2019 NFL Draft, becoming just the second Mississippi State offensive lineman since 2000 to be selected in the first two rounds of the draft (Packers T Derek Sherrod, first round, 2011).

2023 SEASON: Started all 15 games he appeared in at LG and was part of a line that helped the Packers rank No. 3 in the NFL in sacks allowed (30) and No. 4 in sacks allowed per passing play (4.9 pct.)...Helped the offense rank tied for No. 6 in the NFL in giveaways (18) and No. 5 in third-down percentage (47.1)...Helped protect QB Jordan Love as he ranked No. 2 in the NFL in passing TDs (32) and No. 7 in passing yards (4,159) and TD/INT ratio (2.91)...Was inactive (knee) for two contests (Weeks 3-4)...Also started both playoff contests at LG...**At Denver (Oct. 22):** Was part of a line that did not allow a sack of Love, Green Bay's first zero-sack game since 2022 at Chicago in Week 13...**Vs. L.A. Rams (Nov. 5):** Helped clear the way for the Packers' season-high 184 rushing yards on 38 carries (4.8 avg.)...**Vs. L.A. Chargers (Nov. 19):** Blocked for Love as he threw for a career-high 322 yards and two TDs on 27-of-40 passing with no INTs (108.5 rating)...**At Detroit (Nov. 23):** Protected Love as he was not sacked

AT A GLANCE ...



- Appeared in 70 games with 68 starts in his first five seasons and started games at four different positions on the line (51 at LG, eight at LT, six at RT, three at C).
- In 2022, started all 15 games he appeared in (10 at LG and five at RT) and earned Pro Bowl recognition for the second time (replacement for Eagles G Landon Dickerson).
- Was selected to his first career Pro Bowl in 2020, becoming just the third offensive lineman in team history to be named to the Pro Bowl within his first two seasons in the NFL (Deral Teteak, 1952; Charley Brock, 1940).
- Started games at three different positions in 2020 (12 at LG, three at C, one at RT), becoming the first Green Bay offensive lineman to start a game at guard, center and tackle in the same season since the 1970 AFL-NFL merger.
- Was named to the PFWA All-Rookie team in 2019, only the second Packers guard to be selected since 1974 (Daryn Colledge, 2006), after appearing in all 16 games with 14 starts at LG.
- Selected by the Packers in the second round (No. 44 overall) of the 2019 NFL Draft out of Mississippi State, where he opened games at four different spots on the line (26 at C, five at LT, two at LG, one at RT).

on the afternoon and as he threw for 268 yards and three TDs with no INTs on 22-of-32 passing for a 125.5 rating...**At Minnesota (Dec. 31):** Part of a line that did not allow a sack on the evening as the Packers posted season highs for first downs (28), total yards (470) and time of possession (37:32)...**Vs. Chicago (Jan. 7):** Part of an offense that featured a 300-yard passer (Love, 316), a 100-yard rusher (Jones, 111) and a 100-yard receiver (Jayden Reed, 112) for the first time since at Cincinnati on Oct. 10, 2021. Helped Jones become the first Packer since RB Ahman Green in 2006 to register three consecutive 100-yard rushing games and helped Love register a career-best 128.6 passer rating...**At Dallas (NFC Wild Card, Jan. 14):** Part of a line that protected Love as he completed 16 of 21 passes for 272 yards and three TDs for a 157.2 rating, tying the top mark in NFL postseason history for passer rating by a QB in his first playoff start. Helped the Packers tie a franchise playoff record with 48 points as they became the first team in NFL postseason history to register 48-plus points, 400-plus total yards, no turnovers and no sacks allowed...**At San Francisco (NFC Divisional, Jan. 20):** Part of a line that did not allow a sack, the first time in franchise history that the Packers did not give up a sack in back-to-back games in a single postseason. Helped clear the way for Jones to rush for 108 yards on 18 carries (6.0 avg.) as he became only the second player in team history to register back-to-back 100-yard rushing games in the playoffs (RB Dorsey Levens, 1997) and as he became the first player in franchise history to record five straight 100-yard rushing games (including playoffs).

2022: Started all 15 games he appeared in, making 10 starts at LG (Weeks 7, 9-13, 15-18) and five at RT (Weeks 2-6)... Was inactive for two contests due to injury (Week 1, Week 8)... Part of a line that helped the Packers rank No. 7 in the NFL in sacks allowed (32), including just 17 in Weeks 7-18, tied for the third fewest in the league over that span...**Vs. Chicago (Sept. 18):** Made his second career start at RT and appeared on all 68 snaps in his first action since Week 11 in 2021. Helped

VETERANS

COMMUNITY

ADMIN. & COACHES

JENKINS

DRAFT & FREE AGENTS

2023 REVIEW

RECORDS & HISTORY

LANEBAU FIELD

MISC.

the Packers rack up 203 yards on 38 carries (5.3 avg.)...**Vs. New England (Oct. 2):** Started at RT as the line helped the offense rack up a season-high 443 yards and allowed only one sack of QB Aaron Rodgers for the second straight game...**Vs. Dallas (Nov. 13):** Started at LG and helped Green Bay post 30-plus points (31), 400-plus total yards (415) and 200-plus rushing yards (207) for the first time since Dec. 27, 2020, vs. Tennessee...**Vs. L.A. Rams (Dec. 19):** Started at LG as the offense posted season highs in first downs (27) and time of possession (37:19)...**Vs. Minnesota (Jan. 1):** Started at LG and played 56 of 63 snaps, departing the game midway through the fourth quarter with the Packers holding a 41-10 lead. Part of a line that allowed just one sack of Rodgers and cleared the way for Jones' 111 rushing yards on just 14 carries (7.9 avg.).

2021: Started at LT in all eight games he appeared in (Weeks 1-2, 6-11)...Was inactive (ankle) in Weeks 3-5...Was placed on injured reserve (knee) on Nov. 23...**At New Orleans (Sept. 12):** Started at LT for the first time in his career and appeared on all 57 snaps...**At San Francisco (Sept. 26):** Inactive due to an ankle injury, his first NFL game missed due to injury as his streak of 34 consecutive regular-season games played came to an end...**At Minnesota (Nov. 21):** Started at LT and played 49 of 59 snaps, departing the game early in the fourth quarter after sustaining a significant knee injury that would end his season. Helped the offense rack up 467 yards of offense as Rodgers connected on 23 of 33 passes for a season-high 385 yards and four TDs with no INTs (148.4 rating).

2020: Started all 16 games, opening 12 at LG (Weeks 2-4, 6-12, 16-17), three at C (Weeks 13-15) and one at RT (Week 1)...Was selected to his first career Pro Bowl, becoming just the third offensive lineman in franchise history to make the Pro Bowl within his first two seasons in the NFL (Teteak, 1952; Brock, 1940)...Became the first Green Bay OL to start games at guard, center and tackle in the same season since the 1970 merger...Saw action at four different spots on the line (LT, LG, C, RT) and helped the Packers rank tied for No. 2 in the NFL in sacks allowed (21), the fourth fewest by Green Bay in a season with 16-plus games...Part of a line that allowed one sack or zero sacks in a league-best 13 games, tied for the most in team history (2004), including four zero-sack games, the most by Green Bay since 2008 (four)...Helped the Packers rank No. 1 in scoring (31.8 ppg), giveaways (franchise-record 11), zero-giveaway games (team-record 10), red-zone TD percentage (team-record 80.0) and time of possession (32:29), No. 2 in third-down percentage (team-record 49.4), No. 5 in total offense (389.0 ypg) and yards per play (6.29), No. 8 in rushing offense (132.4 ypg), No. 9 in passing offense (256.6 ypg) and No. 7 in rushing average (4.78)...Helped protect Rodgers as he led the NFL in passer rating (121.5), passing TDs (team-record 48), completion percentage (team-record 70.7) and interception percentage (0.95), the first NFL quarterback to lead the league in all four categories since Steve Young in 1992, on his way to earning league MVP honors...Also started both playoff games at LG...**At Minnesota (Sept. 13):** Started at RT for the first time in his career, appearing on the first 32 snaps of the game there before moving back to LG after an injury to Lucas Patrick (shoulder). Played the final 46 snaps of the game at LG, helping the Packers register their first game in franchise history with 40-plus points, 500-plus yards, 30-plus first downs and no turnovers...**Vs. Detroit (Sept. 20):** Started at LG and helped clear holes for Jones' career-high 168 rushing yards and two TDs on 18 carries (9.3 avg.) as he finished with a career-best 236 yards from scrimmage, the third most in a game in franchise history. Part of an offense that racked up a season-high 259 rushing yards on 35 attempts (7.4 avg.), the top yardage total by Green Bay since Dec. 28, 2003, vs. Denver (262 yards on 34 carries)...**At San Francisco (Nov. 5):** Started at LG before taking over at LT in the second half with Billy Turner moving to RT in place of an injured Rick Wagner (knee). Played C for the final four snaps of the game, his first NFL action at the

position...**At Indianapolis (Nov. 22):** Appeared on all 60 snaps, starting at LG and playing the first 10 snaps of the game there before moving to C due to an injury to C Corey Linsley (back). Played the final 50 snaps of the game at center, the most significant action of his NFL career to that point at the position...**Vs. Philadelphia (Dec. 6):** Started at C for the first time in his career and played all 61 snaps, blocking for Jones as he posted 130 yards on just 15 carries (8.7 avg.), highlighted by a career-long 77-yard TD run as Jones became the first player in team history to have two 16 runs of 75-plus yards in a season.

2019: Appeared in all 16 games and started the final 14 contests at LG as a rookie...Was named to the PFWA All-Rookie team, only the second Packers guard to be selected since 1974 (Colledge, 2006)...Part of an offense that ranked No. 2 in the league in giveaways (13), No. 1 in zero-turnover games (nine) and No. 8 in red-zone TD percentage (64.0)...Helped the offense register 18 rushing TDs on the season (tied for No. 7 in the NFL), the most by the Packers since 2009 (20)...Helped clear the way for Jones, who posted 1,084 rushing yards and a career-best 16 rushing TDs, which was tied for the NFL lead and was the second most in team history behind only Taylor (19 in 1962)...Protected Rodgers as he led the league in interception percentage (0.70) and tied for the league lead with 12 zero-INT games...Started both games at LG in the playoffs...**At Chicago (Sept. 5):** Made his NFL debut, appearing on two plays on special teams...**Vs. Minnesota (Sept. 15):** Saw the first action of his NFL career on offense, appearing on 18 snaps at LG as he rotated in periodically for Taylor...**Vs. Denver (Sept. 22):** Made his first NFL start, opening at LG and playing all 57 snaps in place of an injured Taylor (biceps). Helped the Packers post their first game with zero sacks allowed since Nov. 28, 2016 (at Philadelphia)...**Vs. Philadelphia (Sept. 26):** Helped to protect Rodgers as he threw for 422 yards and two TDs on 34-of-53 passing. Part of an offense that registered season highs for total net yards (491) and first downs (31)...**At Dallas (Oct. 6):** Helped to clear the way for Jones' 182 yards from scrimmage (107 rushing, 75 receiving) as Jones matched the single-game franchise record with four rushing TDs...**Vs. Oakland (Oct. 20):** Part of an offense that posted a season-high 42 points and 481 total yards, highlighted by Rodgers' season-best 429 passing yards and five TDs with no INTs on 25-of-31 passing as he set a single-game franchise record with a perfect 158.3 passer rating...**At Minnesota (Dec. 23):** Helped clear the way as the Packers posted season highs for rushing yards (184 yards) and time of possession (37:32). Blocked for Jones as he registered a season-high 154 rushing yards and two TDs on 23 carries (6.7 avg.)...**2019 Draft:** Selected by the Packers in the second round (No. 44 overall), becoming just the second Mississippi State offensive lineman since 2000 to be selected in the first two rounds of the draft (Sherrod, first round, 2011).

COLLEGE: Played in 49 career contests with 34 starts at Mississippi State, opening games at four different positions on the offensive line (26 at C, five at LT, two at LG, one at RT)...Helped the Bulldogs rank in the top 20 in the country in rushing offense as a junior (No. 11, 251.7 ypg) and as a senior (No. 20, 223.6 ypg)...Earned his degree in industrial technology...**2018:** Started all 13 games as C, earning first-team All-America recognition from The Athletic and fourth-team honors from *Phil Steele's College Football*...Was the recipient of the Kent Hull Trophy, awarded annually to the top offensive lineman in the state of Mississippi...Committed just one penalty on the season...Helped the Bulldogs rank No. 2 in the SEC in rushing offense (223.6 ypg, No. 20 in the nation) and yards per carry (5.66, No. 12)...Helped MSU register four 300-yard rushing games for the first time since 2009, the most in the SEC and tied for No. 13 in the FBS...Helped pave the way for four different Bulldogs to combine for an SEC-best 13 individual 100-yard rushing games, led by QB Nick Fitzgerald (seven)...Was selected to play in the Reese's Senior Bowl...Was named to the

SEC Fall Academic Honor Roll...Earned SEC Offensive Lineman of the Week honors vs. Louisiana (Sept. 15), his first time winning the award, as he did not allow a single pressure and helped clear the way for the Bulldogs' 331 rushing yards and six TDs on 47 carries (7.0 avg.)...**2017:** Started all 13 contests at C, helping the Bulldogs rank No. 2 in the SEC and No. 11 in the country in rushing offense (251.7 ypp)...Part of a line that allowed the fewest sacks in the SEC (13), which was also tied for the fifth fewest in the country as the Bulldogs posted their best mark since 1988...Was named to the SEC Fall Academic Honor Roll...**2016:** Played in 12 games with five starts, opening three games at LT and two at LG...Helped the Bulldogs rank No. 2 in the SEC in sacks allowed (18)...Part of a line that helped MSU average 230.5 rushing yards per game, which ranked No. 4 in the conference and No. 23 in the country...Started at LG at Ole Miss (Nov. 26) and helped the Bulldogs record their largest Egg Bowl victory (55-20) since 1916 as they registered 457 rushing yards on 47 carries (9.7 avg.)...Helped Fitzgerald run for 258 yards and two TDs on 14 carries, an 18.4-yard average that was the top mark by an SEC player in conference history...Part of a line that cleared the way for the Bulldogs to produce a 200-yard rusher (Fitzgerald) and a 100-yard rusher (RB Aeris Williams) for the first time in school history...**2015:** Appeared in 11 games with three starts as a redshirt freshman, opening two games at LT and one contest at RT...Made his first collegiate start vs.

Troy (Oct. 10), opening at LT as part of a line that did not allow a sack...Started at RT at Arkansas (Nov. 21) and blocked for QB Dak Prescott, who accounted for a school-record 554 yards of total offense and an SEC-record-tying seven TDs (five passing, two rushing) as the Bulldogs registered 631 yards.

PERSONAL: Given name Elgton Torrance Jenkins Jr. ... First name is pronounced EL-ton...Nickname is "Big E"... Born in Clarksdale, Miss. ...**High school:** Earned second-team 5A all-state honors and first-team all-region recognition as an offensive lineman as a senior at Clarksdale (Miss.) High School in 2013...Helped his team advance to the second round of the MHSAA 5A state playoffs...Played on the offensive and defensive lines, posting 19 tackles and two sacks as a senior...Was selected to play for the North team in the Bernard Blackwell All-Star Football Game following his senior season... Also lettered four years in track and field (shot put, discus) and two years in basketball...**Community involvement:** Took part in the annual Packers Tailgate Tour in April 2024, traveling throughout Wisconsin to visit fans and raise money for local organizations...Participated in the Huddle for Heroes event in October 2023, an event that brought together Packers players and military veterans to thank the veterans for their service... Hosted his third annual youth football camp in Clarksdale, Miss., in June 2024 along with high school teammate J.T. Gray.

NFL debut: at Chicago, 9/5/19
First NFL start: vs. Denver, 9/22/19

CAREER TRANSACTIONS


- 2019 Selected by Green Bay Packers in the second round (44th overall) of '19 NFL Draft, April 26...Signed first contract, May 13.
- 2021 Placed on injured reserve (knee), Nov. 23.
- 2022 Signed contract extension, Dec. 23.

ELGTON JENKINS' NFL REGULAR-SEASON STATISTICS

DATE	TEAM	GP	GS
2019	Packers	16	14
2020	Packers	16	16
2021	Packers	8	8
2022	Packers	15	15
2023	Packers	15	15
NFL TOTALS		70	68

ELGTON JENKINS' NFL POSTSEASON STATISTICS

DATE	TEAM	GP	GS
2019	Packers	2	2
2020	Packers	2	2
2023	Packers	2	2
NFL TOTALS		6	6



THE USS GREEN BAY

On July 15, 2006, the U.S. Navy christened a 684-foot warship, and dubbed it the USS Green Bay at a shipyard in the New Orleans area.

Constructed in Avondale, La., at a shipyard owned by Northrop Grumman, it is the second Navy vessel to be called the Green Bay, following a small gunboat that patrolled the seas during the Vietnam era.

The newest USS Green Bay, used to carry troops for rapid deployment, launch and recovery, has become a significant part of the U.S. amphibious fleet.

Former Green Bay Packers quarterback Bart Starr appeared in a video that was played at the July 2006 christening ceremony. And Nancy Croy, principal at Green Bay's Lombardi Middle School – named after Starr's legendary coach Vince Lombardi – traveled to attend the christening as part of the school's relationship with the Navy.

Members of the Packers' front office, including President and CEO Mark Murphy, toured the ship in November 2008 during the team's road trip to New Orleans for a game against the Saints.

Commissioned Jan. 24, 2009, it can carry 360 Navy sailors and as many as 800 Marines. The ship is assigned to the U.S. Pacific Fleet; its home port is at the naval base in San Diego, Calif.

VETERANS
COMMUNITY
ADMIN. & COACHES
JENKINS
DRAFT & FREE AGENTS
REVIEW
RECORDS & HISTORY
LAMBDA FIELD
MISC.

36 ANTHONY JOHNSON JR.

SAFETY
Iowa State

Second NFL Season
Second Packers Season

Ht: 6-0 » Wt: 205 » Born: December 2, 1999 » NFL Games Played/Started: 12/4 » Acquired: 07c-23



PRO HIGHLIGHTS:

- Played in 12 games with four starts as a rookie and recorded 23 tackles (17 solo), three passes defended and an interception.
- Was one of three rookie free safeties to record at least one interception in 2023 (Jacksonville's Antonio Johnson, two; Kansas City's Chamarrí Conner, one).
- Was the first Packer to register an interception in his first career start (Nov. 5, 2023 vs. Los Angeles Rams) since CB Casey Hayward on Oct. 21, 2012, at the St. Louis Rams.
- Also appeared in both playoff contests, recording a solo tackle on defense and a tackle on special teams.
- Selected by the Packers with the third of four picks in the seventh round (No. 242 overall) of the 2023 NFL Draft, a pick obtained from the Jacksonville Jaguars in exchange for T/G Cole Van Lanen. Became the first player from Iowa State ever to be drafted by Green Bay.
- Was the first defensive back from Iowa State to be drafted since Ellis Hobbs was selected in the third round (No. 84 overall) of the 2005 NFL Draft by the New England Patriots.

2023 SEASON: Played in 12 games with four starts and recorded 23 tackles (17 solo), three passes defended and an interception...Also posted a tackle on special teams...Was inactive (healthy scratch) for the other five games...Appeared in both playoff contests, recording a solo tackle on defense and a tackle on special teams...**At Denver (Oct. 22):** Made his NFL debut, playing four snaps on defense and 11 on special teams...**vs. L.A. Rams (Nov. 5):** Made his first career start in place of injured S Rudy Ford (calf), playing every snap (58) on defense and recording a solo tackle, two passes defended and an interception. Snagged his first career INT when he caught a QB Brett Rypien pass intended for WR Cooper Kupp that was tipped by CB Jaire Alexander. Became the first Packer to register an INT in his first career start since Hayward on Oct. 21, 2012, at the St. Louis Rams...**vs. L.A. Chargers (Nov. 19):** Started and played all 65 snaps on defense, recording four tackles (three solo)...**At Detroit (Nov. 23):** Started and played all 84 snaps on defense and recorded a career-high eight tackles (seven solo) and a pass defended. On second-and-12, broke up a pass intended for RB Jahmyr Gibbs, forcing third-and-long in the fourth quarter...**At Carolina (Dec. 24):** Started and played all 66 snaps on defense, recording eight tackles (six solo), which tied the team high and his career high...**At Minnesota (Dec. 31):** Played two snaps on defense and eight on special teams, recording one tackle on special teams when he helped pin Minnesota at its own 17 on kickoff coverage in the third quarter...**At San Francisco (NFC Divisional, Jan. 20):** Logged nine snaps on defense, recording a solo tackle. Also saw action on five special teams snaps, making a tackle on kickoff coverage.

COLLEGE: In five seasons, posted 243 tackles (164 solo), 14 tackles for a loss, three sacks, 28 passes defended, two INTs and five forced fumbles...Played in 62 games, the second most in school history (Jake Hummel, 63, 2017-21), and set Iowa State and Big 12 records with 54 career starts...Finished his collegiate career starting the final 53 games...Spent his first

AT A GLANCE ...



- Played in 12 games with four starts as a rookie and recorded 23 tackles (17 solo), three passes defended and an interception.
- Was the first Packer to register an interception in his first career start (Nov. 5, 2023 vs. Los Angeles Rams) since CB Casey Hayward on Oct. 21, 2012, at the St. Louis Rams.
- Played in 62 games in five seasons at Iowa State, the second most in school history (Jake Hummel, 63, 2017-21), and set Iowa State and Big 12 records with 54 career starts. Spent his first four seasons at cornerback before switching to safety for his final season.
- Earned second-team All-Big 12 honors from the league's coaches in 2022 after earning honorable mention accolades from 2019-2021. Also earned first-team All-Big 12 honors from *Phil Steele's College Football* and honorable mention All-Big 12 from the Pro Football Network in 2022.

four seasons at cornerback before switching to safety for his final season...Graduated with a degree in communication studies...**2022:** Started all 12 games, finishing No. 4 on the team and tying his career high with 60 tackles (41 solo), two INTs, four passes defended, a QB hurry and a forced fumble... Earned first-team All-Big 12 honors from *Phil Steele's College Football*, second-team All-Big 12 honors from the coaches and All-Big 12 honorable mention from the Pro Football Network... Served as a team captain...Part of a defense that led the Big 12 in first downs allowed (188), passing defense (178.2 ypg), rushing defense (107.3 ypg), scoring defense (20.2 ppg) and total defense (285.6 ypg)...Earned first-team Academic All-Big 12 honors for the second straight year and was on the Big 12 Commissioner's Honor Roll...Was nominated for the American Football Coaches Association Good Works Team... Earned a spot on the Wuerffel Trophy Watch List, presented to the FBS player who best combines exemplary community service with leadership achievement on and off the field... Totaled two tackles (both assists) and picked off his first career pass vs. Ohio (Sept. 17), intercepting QB Kurtis Rourke on the first play of the second quarter to give the Cyclones the ball at their own 49...Matched his career high with a team-best nine tackles (four solo) vs. Kansas State (Oct. 8) and chased down WR Malik Knowles on a 68-yard play to force a fumble at the goal line that was recovered by the Cyclones for a touchback in the second quarter...**2021:** Started all 13 games and was No. 5 on the team with 55 tackles (32 solo), three tackles for a loss, four passes defended and two forced fumbles...Earned All-Big 12 honorable mention from the coaches for the third straight year...Was named first-team Academic All-Big 12 and to the Big 12 Commissioner's Honor Roll...Ranked No. 2 on the team with a season-best seven tackles (six solo) and a forced fumble at Baylor (Sept. 25)...Matched his season high with seven tackles (three solo) and forced a fumble at West Virginia (Oct. 30)...Recorded four tackles (two solo), a tackle for a loss and a sack at Oklahoma (Nov. 20), bringing down QB Caleb Williams at the Iowa State 32 for a loss of a yard on a drive that ended in a missed field goal by K Gabe Brkic...**2020:** Started all 12 games, recording 40 tackles (22 solo), two tackles for a loss and five passes defended...Earned All-Big 12 honorable mention from the coaches and second-team Academic All-Big 12 recognition...Registered multiple tackles in all 12 contests...

Posted three stops (all solo), a tackle for a loss and a pass defended at Oklahoma State (Oct. 24) when he broke up a pass to WR Tylan Wallace on third-and-11, forcing a 37-yard field goal that was missed by K Alex Hale...Recorded season highs in tackles (six, No. 2 on the team) and solo tackles (four, tied for No. 2 on the team) along with a pass defended vs. Baylor (Nov. 7)... Finished with five tackles (one solo) and posted a pass defended on a third-and-6 early in the fourth quarter to force a punt vs. Oklahoma (Big 12 Championship, Dec. 19)...**2019:** Started all 13 games, posting career highs in tackles (60), solo tackles (47), tackles for a loss (seven), sacks (two), forced fumbles (two) and passes defended (10)...Was tied for the team lead and tied for No. 6 in the Big 12 in passes defended...Also tied for the team lead in forced fumbles (No. 8 in the Big 12)...Earned All-Big 12 honorable mention from the coaches and earned second-team Academic All-Big 12 honors...Posted a pass defended in seven games...Finished with multiple tackles in 12 games, including five-plus stops in six contests...Finished No. 3 on the team with eight tackles (five solo, No. 2 on ISU), his first career sack and a season-best two tackles for a loss that led the team vs. Iowa (Sept. 14)...In the second quarter, took down QB Nate Stanley for a loss of 7 yards on a third-and-1 to force a punt...Registered five tackles (four solo, tied for No. 2 on the team), a tackle for a loss, a pass defended and his first career forced fumble at Baylor (Sept. 28)...Registered six tackles

(all solo, No. 2 on the team), a tackle for a loss and a career-high three passes defended to lead the team vs. Kansas (Nov. 23)...**2018:** Saw action in 12 games as a true freshman with four starts, recording 28 tackles (22 solo), a tackle for a loss and five passes defended (tied for No. 2 on the team)...Ranked No. 2 among Cyclone freshmen in tackles on the season (LB Mike Rose, 75) and registered three-plus tackles in each of the final six contests...Recorded three tackles (all solo) and a season-best two passes defended (tied for the team lead) at Kansas (Nov. 3)...Finished with a season-high eight tackles (team-best seven solo), tied for the second most on the team, and a pass defended vs. Baylor (Nov. 10).

PERSONAL: Given name Anthony Christopher Johnson Jr. ...Born in St. Petersburg, Fla. ...**High school:** Was a two-time all-state selection and a three-year starter at St. Petersburg (Fla.) High School...Was named to the All-Tampa team by the *Tampa Times* in 2017...Recorded 36 tackles, four INTs and two forced fumbles in 2017 despite missing half the season because of injury...Posted 46 tackles, seven INTs and 16 passes defended as a junior...Registered 31 tackles, 10 passes defended and a team-high six INTs as a sophomore...Rated a three-star recruit by 247Sports, Rivals and ESPN...Also lettered three years in track...**Community involvement:** Volunteered at a juvenile detention center in Ames, Iowa.

NFL debut: at Denver, 10/22/23
First NFL start: vs. Rams, 11/5/23
First NFL interception: vs. Rams, 11/5/23 (B.Rypien)

CAREER TRANSACTIONS

■ 2023 Selected by Green Bay Packers with the third of four picks in the seventh round (242nd overall) of the '23 NFL Draft, April 29 (pick obtained from the Jacksonville Jaguars in exchange for T/G Cole Van Lanen)...Signed first contract, May 5.

ANTHONY JOHNSON JR.'S NFL REGULAR-SEASON DEFENSIVE STATISTICS

YEAR	TEAM	GP	GS	TACKLES							INTERCEPTIONS							ST			MISC						
				TK	S	A	TFL	YDS	SK	YDS	QBH	NO	YDS	LG	TD	PD	FF	FR	TD	YDS	TK	S	A	FF	FR	S	A
2023	Packers	12	4	23	17	6	0	0	0.0	0.0	0	1	1	1	0	3	0	0	0	0	1	1	0	0	0	0	0
NFL TOTALS		12	4	23	17	6	0	0	0.0	0.0	0	1	1	1	0	3	0	0	0	0	1	1	0	0	0	0	0

ANTHONY JOHNSON JR.'S NFL POSTSEASON DEFENSIVE STATISTICS

YEAR	TEAM	GP	GS	TACKLES							INTERCEPTIONS							ST			MISC						
				TK	S	A	TFL	YDS	SK	YDS	QBH	NO	YDS	LG	TD	PD	FF	FR	TD	YDS	TK	S	A	FF	FR	S	A
2023	Packers	2	0	1	1	0	0	0	0.0	0.0	0	0	0	0	0	0	0	0	0	0	0	1	1	0	0	0	0
NFL TOTALS		2	0	1	1	0	0	0	0.0	0.0	0	0	0	0	0	0	0	0	0	0	0	1	1	0	0	0	0

SINGLE-GAME HIGHS: DEFENSIVE

Total Tackles 8 at Carolina Panthers, Dec 24, 2023
8 at Detroit Lions, Nov 23, 2023
Solo Tackles 7 at Detroit Lions, Nov 23, 2023
6 at Carolina Panthers, Dec 24, 2023
Passes Defensed 2 vs. Los Angeles Rams, Nov 05, 2023
1 at Detroit Lions, Nov 23, 2023

Interceptions 1 vs. Los Angeles Rams, Nov 05, 2023
Interception Return Yards 1 vs. Los Angeles Rams, Nov 05, 2023
Special Teams Tackles 1 at Minnesota Vikings, Dec 31, 2023

2023 GXG REGULAR SEASON (PACKERS)

DATE	OPPONENT	P/S	TK	S	A	SK	YDS	INT	PD	FF	FR
09/10	at Bears										
09/17	at Falcons										
09/24	Saints										
09/28	Lions										
10/09	at Raiders										
10/22	at Broncos	P	0	0	0	0.0	0.0	0	0	0	0
10/29	Vikings	P	0	0	0	0.0	0.0	0	0	0	0
11/05	Rams	S	1	1	0	0.0	0.0	1	2	0	0
11/12	at Steelers	P	1	0	1	0.0	0.0	0	0	0	0
11/19	Chargers	S	4	3	1	0.0	0.0	0	0	0	0
11/23	at Lions	S	8	7	1	0.0	0.0	0	1	0	0
12/03	Chiefs	P	1	0	1	0.0	0.0	0	0	0	0
12/11	at Giants	P	0	0	0	0.0	0.0	0	0	0	0
12/17	Buccaneers	P	0	0	0	0.0	0.0	0	0	0	0
12/24	at Panthers	S	8	6	2	0.0	0.0	0	0	0	0
12/31	at Vikings	P	0	0	0	0.0	0.0	0	0	0	0
01/07	Bears	P	0	0	0	0.0	0.0	0	0	0	0
2023 TOTALS		12-4	23	17	6	0.0	0.0	1	3	0	0

2023 GXG POSTSEASON (PACKERS)

DATE	OPPONENT	P/S	TK	S	A	SK	YDS	INT	PD	FF	FR
01/14	at Cowboys	P	0	0	0	0.0	0.0	0	0	0	0
01/20	at 49ers	P	1	1	0	0.0	0.0	0	0	0	0
2023 TOTALS		2-0	1	1	0	0.0	0.0	0	0	0	0

VETERANS
COMMUNITY
ADMIN. & COACHES
JOHNSON
DRAFT & FREE AGENTS
REVIEW
RECORDS & HISTORY
LAMBEAU FIELD
MISC.

2 GREG JOSEPH

KICKER

Florida Atlantic

Fifth NFL Season

First Packers Season



Ht: 6-0 » Wt: 206 » Born: August 4, 1994 » NFL Games Played/Started: 87/0 » Acquired: UFA (Min.)-24

PRO HIGHLIGHTS:

► Signed by the Green Bay Packers as an unrestricted free agent on March 28, 2024.

► Ranked No. 10 in the league in scoring (361 points) and field goals made (83) and No. 5 in touchbacks (191) over the last three seasons (2021-23).

► Posted 15 field goals of 50-plus yards in his three seasons with the Vikings, No. 2 in team history behind only Blair Walsh (24).

► From 2021-23, was good on 51 of 52 FG attempts from inside 40 yards, a 98.1 percentage that ranked No. 9 in the league over that span among kickers with 40-plus attempts.

► Was twice named the NFC Special Teams Player of the Week in 2022 with the Vikings, taking home the honor in Weeks 4 and 16.

► Ranked No. 2 in the NFL with a single-season franchise-record 76 touchbacks on 93 kickoffs (career-best 81.7 pct.) for the Vikings in 2021.

► Spent the entire 2020 season (including playoffs) on the Tampa Bay Buccaneers' practice squad as the team went on to win Super Bowl LV.

► Appeared in the final two regular-season games and all three postseason contests for the Tennessee Titans in 2019.

► Played in the final 14 games of the season for the Cleveland Browns in 2018, setting team rookie marks for FGs made (17) and points scored (76).

► Entered the league with the Miami Dolphins as an undrafted free agent in May 2018.

2023 SEASON: Played in all 17 games, connecting on 24 of 30 FG attempts (80.0 pct.) and 34 of 36 extra points (94.7 pct.)...Registered 61 touchbacks on 78 kickoffs (78.2 pct.)...**At Chicago (Oct. 15):** Made 2 of 3 FG attempts, highlighted by a 53-yarder in the first quarter...**Vs. San Francisco (Oct. 23):** Connected on 3 of his 4 FG attempts, including a season-long 54-yarder late in the third quarter that gave the Vikings a 22-14 lead...**At Atlanta (Nov. 5):** Made all three of his FG attempts (19, 32, 31) and posted touchbacks on all seven of his kickoffs...**Vs. Green Bay (Dec. 31):** Matched his season long with a 54-yard FG in the second quarter.

2022: Appeared in all 17 contests and was good on 26 of 33 field goals (78.8 pct.) and 40 of 46 extra points (87.0 pct.)...Recorded touchbacks on 54 of 88 kickoffs (61.4 pct.)...**Vs. Green Bay (Sept. 11):** Connected on all three of his FG attempts, highlighted by a 56-yarder in the third quarter...**At New Orleans (Oct. 2):** Posted a career-high five FGs on five attempts, highlighted by a 47-yard game-winning kick with 24 seconds remaining in the 28-25 victory in London on his way to being named the NFC Special Teams Player of the Week...**Vs. N.Y. Giants (Dec. 24):** Took home NFC Special Teams Player of the Week honors for the second time on the season after connecting on a career-long and game-winning 61-yard FG as time expired, the longest field goal in franchise history.

2021: Appeared in all 17 games in his first season with Minnesota, connecting on a career-high 33 FGs on 38 attempts (86.8 pct.) and 36 of 40 extra points (90.0 pct.)...Made 7 of 9 FGs

AT A GLANCE ...



- Ranked No. 10 in the league in scoring (361 points) and field goals made (83) and No. 5 in touchbacks (191) over the last three seasons (2021-23).
- From 2021-23, was good on 51 of 52 FG attempts from inside 40 yards, a 98.1 percentage that ranked No. 9 in the league over that span among kickers with 40-plus attempts.
- Posted 15 field goals of 50-plus yards in his three seasons with the Vikings, No. 2 in team history behind only Blair Walsh (24).
- Connected on a career-high seven field goals of 50-plus yards with Minnesota in 2021, tied for No. 3 in the league that season and good for No. 2 in single-season franchise history.
- Ranked No. 2 in the NFL with a single-season franchise-record 76 touchbacks on 93 kickoffs (career-best 81.7 pct.) for the Vikings in 2021.
- Played in the final 14 games of the season for the Cleveland Browns in 2018, setting team rookie marks for FGs made (17) and points scored (76).
- Finished his career at Florida Atlantic as the school's all-time leader in FGs (57), extra points (165) and scoring (336 points).

from 50-plus yards out, tied for No. 3 in the league on the season and good for No. 2 in single-season franchise history...Ranked No. 5 in the NFL with the 33 FGs...Posted a career-high 135 points on the season, tied for No. 6 in the league on the season...Ranked No. 2 in the NFL with a single-season franchise-record 76 touchbacks on 93 kickoffs (career-best 81.7 pct.)...**Vs. Detroit (Oct. 10):** Made 4 of 5 field goals, highlighted by a game-winning 54-yarder as time expired in the 19-17 victory...**Vs. Green Bay (Nov. 21):** Made both of his FG attempts (54, 29) and posted touchbacks on all six of his kickoffs.

2020: Spent the entire regular season and postseason on the Buccaneers' practice squad as Tampa Bay won Super Bowl LV...Was elevated to the active roster for the Week 15 contest at Atlanta (Dec. 20) as a COVID replacement, but was inactive for the game...Was released by the Titans on Sept. 4 at the end of training camp.

2019: Appeared in the final two regular-season games and all three postseason contests for the Titans...Connected on all nine of his extra points in the two regular-season contests and posted touchbacks on six of 11 kickoffs (54.5 pct.)...Made his lone FG attempt and all nine extra points in the playoffs along with five touchbacks on 14 kickoffs (35.7 pct.)...Was signed to Carolina's practice squad on Nov. 25 and then was signed to the Titans' active roster off of the Panthers' practice squad on Dec. 18...**At Houston (Dec. 29):** Drilled all five of his extra points and registered touchbacks on all six of his kickoffs.

2018: Was signed by the Browns on Sept. 17 and handled kicking duties for the final 14 games, making 17 of 20 FGs (85.0 pct.) and 25 of 29 extra points (86.2 pct.)...Set team rookie records for FGs made and points scored (76)...Posted 47 touchbacks on 68 kickoffs (69.1 pct.)...Was with the Dolphins during the preseason before being released on Sept. 2...**Vs. N.Y. Jets (Sept. 20):** Made both of his FGs and an extra point in his NFL debut, connecting from 45 yards out late in the first half on his first FG attempt as a pro...**At Oakland (Sept. 30):** Made both of his FG attempts (25, 28) and both

extra points and posted touchbacks on all nine of his kickoffs, a career high... **Vs. Kansas City (Nov. 4):** Connected on a season-long 51-yard FG late in the first quarter... **2018 Draft:** Signed with the Dolphins as an undrafted free agent on May 11.

COLLEGE: Played in all 50 games during his four seasons with the Owls, connecting on 57 of 82 field goals (69.5 pct) and 165 of 170 extra points (97.1)...Registered 174 touchbacks on 277 kickoffs (62.8 pct)...Finished his career as the school's all-time leader in field goals, extra points and scoring (336 points)...Began his career as a walk-on...Earned his degree in exercise science and health promotion and his MBA in health administration...**2017:** Appeared in all 14 games and made 15 of 21 field goals (71.4 pct.) and 64 of 68 extra points (94.1)...Earned All-Conference USA honorable mention...Registered 77 touchbacks on his 101 kickoffs (76.2 pct.)...Posted a school-record 54-yard FG in the season opener vs. Navy (Sept. 1)...Connected on all four of his FG attempts at Wyoming (Sept. 20)...**2016:** Played in all 12 games, connecting on 10 of 14 field goals (71.4 pct.) and all 39 of his extra points...Posted touchbacks on 41 of his 54 kickoffs (75.9 pct.)...Earned All-Conference USA honorable mention...Booted a season-long 50-yard FG at FIU (Oct. 1)...**2015:** Appeared in all 12 contests, making 18 of 27

field goals (66.7 pct.) and all 28 of his extra points...Recorded 33 touchbacks on 62 kickoffs (53.2 pct.)...Posted a season-high four FGs on five attempts at Old Dominion (Nov. 28), including a season-long 48-yarder...**2014:** Played in all 12 games as a redshirt freshman, connecting on 14 of 20 field goals (70.0 pct.) and 34 of 35 extra points (97.1 pct.)...Posted 23 touchbacks on 60 kickoffs (38.3 pct.)...Connected on all four of his FG attempts at Wyoming (Sept. 20), including a season-long 43-yarder.

PERSONAL: Given name Greg Ian Joseph...Born in Johannesburg, South Africa...Lived in South Africa until moving to the United States with his family at age 7...**High school:** Earned all-county and all-state honors from MaxPreps.com in his one season of football at American Heritage High School (Delray Beach, Fla.)...Connected on 11 of 14 field goals (78.6 pct.) and posted touchbacks on 60 of his 64 kickoffs (93.8 pct.)...Also earned all-county and all-state recognition in soccer...**Community involvement:** Regularly supported community programs such as Special Olympics, youth football camps, visits to underserved schools, and social-justice initiatives during his time in Minnesota...Supported a Minneapolis homeless shelter each winter with clothing and blanket donations.

NFL debut: vs. N.Y. Jets, 9/20/18
First NFL field goal: vs. N.Y. Jets, 9/20/18 (45 yards)

CAREER TRANSACTIONS

- 2018 Signed by Miami Dolphins as undrafted free agent, May 11...Released by Dolphins, Sept. 1...Signed by Cleveland Browns, Sept. 17.
- 2019 Released by Browns, Aug. 31...Signed by Carolina Panthers to practice squad, Nov. 25...Signed to Tennessee Titans' active roster from Panthers' practice squad, Dec. 18.
- 2020 Released by Titans, Sept. 3...Signed by Tampa Bay Buccaneers to practice squad, Sept. 8...Elevated from practice squad to active roster as COVID replacement, Dec. 18.
- 2021 Signed by Minnesota Vikings, Feb. 11.
- 2022 Re-signed by Vikings as restricted free agent, April 11.
- 2023 Re-signed by Vikings as unrestricted free agent, March 17.
- 2024 Signed by Green Bay Packers as unrestricted free agent, March 28.

GREG JOSEPH'S NFL REGULAR-SEASON KICKING STATISTICS

DATE	TEAM	GP	FGM	FGA	PCT.	LG	XP	XPA	PCT.	BLK	PTS
2018	Browns	14	17	20	85.0	51	25	29	86.2	0	76
2019	Titans	2	0	0	0.0	0	9	9	100.0	0	9
2021	Vikings	17	33	38	86.8	55	36	40	90.0	0	135
2022	Vikings	17	26	33	78.8	61	40	46	87.0	2	118
2023	Vikings	17	24	30	80.0	54	36	38	94.7	1	108
NFL TOTALS		67	100	121	82.6	61	146	162	90.1	3	446

GREG JOSEPH'S NFL POSTSEASON KICKING STATISTICS

DATE	TEAM	GP	FGM	FGA	PCT.	LG	XP	XPA	PCT.	BLK	PTS
2019	Titans	3	1	1	100.0	30	9	9	100.0	0	12
2022	Vikings	1	1	1	100.0	38	3	3	100.0	0	6
NFL TOTALS		4	2	2	100.0	38	12	12	100.0	0	18

GREG JOSEPH'S NFL REGULAR-SEASON FIELD-GOAL ACCURACY STATISTICS

DATE	TEAM	1-19	PCT.	20-29	PCT.	30-39	PCT.	40-49	PCT.	50+	PCT.
2018	Browns	0-0	0.0	4-4	100.0	7-7	100.0	5-7	71.4	1-2	50.0
2019	Titans	0-0	0.0	0-0	0.0	0-0	0.0	0-0	0.0	0-0	0.0
2021	Vikings	0-0	0.0	8-8	100.0	11-12	91.7	7-9	77.8	7-9	77.8
2022	Vikings	0-0	0.0	10-10	100.0	5-5	100.0	7-8	87.5	4-10	40.0
2023	Vikings	1-1	100.0	7-7	100.0	9-9	100.0	3-6	50.0	4-7	57.1
NFL TOTALS		1-1	100.0	29-29	100.0	32-33	97.0	22-30	73.3	16-28	57.1

GREG JOSEPH'S NFL POSTSEASON FIELD-GOAL ACCURACY STATISTICS

DATE	TEAM	1-19	PCT.	20-29	PCT.	30-39	PCT.	40-49	PCT.	50+	PCT.
2019	Titans	0-0	0.0	0-0	0.0	1-1	100.0	0-0	0.0	0-0	0.0
2022	Vikings	0-0	0.0	0-0	0.0	1-1	100.0	0-0	0.0	0-0	0.0
NFL TOTALS		0-0	0.0	0-0	0.0	2-2	100.0	0-0	0.0	0-0	0.0

SINGLE-GAME HIGHS: KICKER

Field Goals Made	5 at New Orleans Saints, Oct 02, 2022 4 vs. Detroit Lions, Oct 10, 2021
Field Goal Attempts	5 at New Orleans Saints, Oct 02, 2022 5 at Carolina Panthers, Oct 17, 2021 ...1 more at 5.
Longest Field Goals Made	61 vs. New York Giants, Dec 24, 2022 56 vs. Green Bay Packers, Sep 11, 2022
Longest Field Goal Attempts	61 vs. New York Giants, Dec 24, 2022 57 at Chicago Bears, Oct 15, 2023
PATs Made	5 at Houston Texans, Dec 29, 2019 5 at Cincinnati Bengals, Nov 25, 2019
PAT Attempts	5 vs. Arizona Cardinals, Oct 30, 2022 5 at Houston Texans, Dec 29, 2019 ...1 more at 5.

Points	16 at New Orleans Saints, Oct 02, 2022 13 vs. Detroit Lions, Oct 10, 2021
Special Teams Tackles	1 at Green Bay Packers, Oct 29, 2023 1 at Chicago Bears, Oct 15, 2023 ...3 more at 1.
Kickoff Average	69.5 vs. Indianapolis Colts, Dec 17, 2022 66.8 at Chicago Bears, Oct 15, 2023
Extra Point Attempt Percentage	100.0 at Houston Texans, Dec 29, 2019 100.0 at Cincinnati Bengals, Nov 25, 2019
Field Goal Percentage	100.0 at New Orleans Saints, Oct 02, 2022 80.0 vs. Detroit Lions, Oct 10, 2021
Touchbacks	9 at Oakland Raiders, Sep 30, 2018 7 at Atlanta Falcons, Nov 05, 2023

KICK BY KICK

2018: (45G,27G) (25G,28G) (35G,55N,37G) (33G,28G) () (34G,45G,41N) (51G) () () () (49G,41G) (40G) (37G,31G) (46N,35G)

2019: () ()
Postseason: () () (30G)

2021: (53G) (52G,52G,37N) (43G,34G,20G) () (38G,38G,55G,49N,54G) (25G,25G,38G,50N,47N) (45G,40G,24G) (36G) (46G,30G) (51G,29G) () (41G,31G,31G) (53N,38G,42G,25G) (37G) (23G,24G,44G) (51G) (39G)

2022: (28G,56G,29G) () (56N,56N) (28G,36G,24G,46G,47G) (53N,51B) (34G) (56B) (25G,28G) (27G,33G) (25G) (30G,36G) (51G,41G) (41G) (40G) (40G,61G) (21G,46N,50N) (28G,50G,41G)
Postseason: (38G)

2023: (25G) () (23G) () (40G,29G) (53G,51G,57N) (21G,20G,54G,50N) (42N,25G,44B) (19G,32G,31G) (40G,33G,54N) (34G,30G) (34G) (49N,36G) (39G) (26G) (54G) (39G,43G)

Special teams tackles — 1 in 2018, 1 in 2019, 1 in 2022, 2 in 2023; NFL total: 5.

PACKERS IN GOSSELIN'S SPECIAL TEAMS RANKINGS

Rick Gosselin, who covered the NFL and the Dallas Cowboys for the *Dallas Morning News*, produces an annual NFL special teams poll, which objectively grades teams by their rankings in 22 kicking-game categories. Gosselin suggests that quality special teams give clubs an edge in a parity-driven league. A closer look at the Packers' history in the standings:

1990 4th	1999 25th	2008 26th	2017 16th
1991 19th	2000 12th	2009 31st	2018 32nd
1992 24th	2001 21st	2010 29th	2019 26th
1993 4th	2002 15th	2011 tied-13th	2020 29th
1994 18th	2003 8th	2012 12th	2021 32nd
1995 21st	2004 9th	2013 19th	2022 22nd
1996 7th	2005 32nd	2014 32nd	2023 29th
1997 7th	2006 32nd	2015 17th	
1998 9th	2007 tied-7th	2016 29th	

PACKERS' LONGEST WINNING AND LOSING STREAKS, VS. ONE OPPONENT

WINNING STREAKS, ALL-TIME

15	Chicago Cardinals 1937-46
10	Detroit 1940-45
	Chicago Bears 1994-98
	Detroit 2005-10
	Chicago Bears 2019-23
9	Philadelphia 1933-46
	Pittsburgh Pirates/Steelers 1933-46
	San Francisco 1996-2010

WINNING STREAKS, ACTIVE

10	Chicago 2019-23
4	Cleveland 2009-21
3	Carolina Panthers 2019-23
	Dallas 2017-2022
	Houston 2012-20
	Jacksonville 2012-20
	L.A. Rams 2021-23
	Miami 2014-22

LOSING STREAKS, ALL-TIME

11	L.A. Rams 1948-53
	Detroit 1949-54
8	Miami 1971-94
	Chicago Bears 1985-88
7	Chicago Cardinals 1946-49
	San Francisco 1951-54
	Minnesota 1975-78

LOSING STREAKS, ACTIVE

3	Indianapolis 2012-20
---	----------------------------

** Regular-season games only*



TUCKER KRAFT 85

VETERANS

TIGHT END

South Dakota State

Second NFL Season

Second Packers Season

Ht: 6-5 » Wt: 259 » Born: November 3, 2000 » NFL Games Played/Started: 17/8 » Acquired: D3-23

PRO HIGHLIGHTS:

- Appeared in all 17 games with eight starts in 2023, finishing with 31 receptions for 355 yards (11.5 avg.) and two TDs.
- Posted the second-most receiving yards (355) and the third-most receptions (31) by a rookie TE in team history last season.
- Ranked No. 3 in the NFL in receiving yards and No. 4 in receptions among rookie TEs in 2023, and among TEs with 20-plus catches, ranked No. 1 among rookies and No. 8 in the league in yards per catch (11.5 avg.).
- In Weeks 14-17 last season, became the first Green Bay tight end since the 1970 merger to register four-plus receptions and 45-plus receiving yards in four straight games in a single season.
- Was the first rookie TE to register multiple TD catches for the Packers since Richard Rodgers (two) in 2014.
- Posted 21 receptions in the final five games, good for No. 6 among NFL tight ends over that span.
- Selected by the Packers in the third round (No. 78 overall) of the 2023 NFL Draft, becoming the fourth-highest pick in South Dakota State history (G Lynn Boden, No. 13 in 1975 / TE Dallas Goedert, No. 49 in 2018 / TE Steve Heiden, No. 69 in 1999).

2023 SEASON: Appeared in all 17 games with eight starts, finishing with 31 receptions for 355 yards (11.5 avg.) and two TDs along with three tackles on special teams...His receiving-yardage total ranks No. 2 in team history among rookie tight ends behind only Bubba Franks (363 in 2000) and his reception total ranks No. 3 among rookie TEs behind only Franks (34 in 2000) and Luke Musgrave (34 in 2023)...Ranked No. 3 in the NFL among rookie TEs in receiving yards and No. 4 in receptions...Among tight ends with 20-plus catches, ranked No. 1 among rookies and No. 8 among all TEs in yards per catch...Posted 21 receptions in the final five games, good for No. 6 among NFL tight ends over that span...Was the first rookie TE to register multiple TD catches for the Packers since Rodgers (two) in 2014...Started both postseason contests and caught five passes for 24 yards (4.8 avg.)...**At Chicago (Sept. 10):** Appeared on 13 plays on offense and four on special teams in his NFL debut...**Vs. Detroit (Sept. 28):** Finished with two receptions for 5 yards (2.5 avg.), including his first NFL catch when he hauled in a 6-yard pass from QB Jordan Love in the third quarter...**At Pittsburgh (Nov. 12):** Made his first NFL start and played 35 snaps on offense, posting a 6-yard reception...**At Detroit (Nov. 23):** Started in place of an injured Musgrave (abdomen) and played 54 of 56 snaps. Caught a pair of passes for 15 yards (7.5 avg.), highlighted by his first TD catch as a pro, a 9-yarder from Love in the first quarter...**At N.Y. Giants (Dec. 11):** Started and played all 68 snaps, a career high, leading the team with a career-best 64 yards receiving on four receptions (16.0 avg.). His 64 receiving yards matched Musgrave (Week 10 at Pittsburgh in 2023) for the most receiving yards in a game by a Green Bay rookie TE since Ron Kramer had 68 yards at Detroit on Nov. 28, 1957. Posted a career-long 43-yard catch midway through the fourth quarter to the Giants' 41, the longest by a Packers rookie tight end since Rodgers (43-yarder) at Chicago on Sept. 28, 2014...**Vs. Tampa Bay (Dec. 17):** Started and played 57 of 60 snaps, posting four catches for 57 yards (14.3 avg.) and a TD. Caught a 5-yard TD pass late in the first quarter and added a 36-yard grab down the

AT A GLANCE ...



- Posted the second-most receiving yards (355) and the third-most receptions (31) by a rookie tight end in team history last season.
- Ranked No. 3 in the NFL in receiving yards and No. 4 in receptions among rookie TEs in 2023, and among TEs with 20-plus catches, ranked No. 1 among rookies and No. 8 in the league in yards per catch (11.5 avg.).
- In Weeks 14-17 last season, became the first Green Bay tight end since the 1970 merger to register four-plus receptions and 45-plus receiving yards in four straight games in a single season.
- Selected by the Packers in the third round (No. 78 overall) of the 2023 NFL Draft, becoming the fourth-highest pick in South Dakota State history. Was the first Jackrabbit drafted by the Packers since G Adam Timmerman (seventh round, No. 230 overall) in 1995.
- Earned numerous All-America honors (third-team recognition in 2022; first- and second-team honors in 2021) and was a first-team All-Missouri Valley Football Conference selection in each of his last two seasons at South Dakota State.
- Ranked in the top 10 among FCS tight ends in receptions (92, No. 4), receiving yards (1,128, No. 5) and receiving TDs (nine, t-No. 7) in 2021-22.

left sideline early in the second quarter down to the Tampa Bay 23. Dating back to the 1970 merger, became the first Green Bay rookie TE to post four-plus catches and 55-plus receiving yards in back-to-back games...**At Carolina (Dec. 24):** Started and played 61 of 66 snaps, posting four receptions for 60 yards (15.0 avg.). Became just the third Green Bay TE since the 1970 merger to register four-plus receptions and 55-plus receiving yards in three straight games, joining Jermichael Finley (twice, 2009 and 2012) and Paul Coffman (1985). Became the first Packers rookie TE since the merger to have 12-plus catches and 180-plus receiving yards over a three-game span. With just under two minutes remaining and the game tied at 30, caught a 20-yard pass over the middle to the Carolina 13 to set up K Anders Carlson's game-winning 32-yard field goal four plays later...**At Minnesota (Dec. 31):** Started and played 61 of 74 snaps, tying for the team lead with a career-high six catches for 48 yards (8.0 avg.). Became the first Green Bay tight end since the merger to register four-plus receptions and 45-plus receiving yards in four straight games in a single season. His streak of four tied for the third longest by an NFL rookie since the merger...**Vs. Chicago (Jan. 7):** Started and played 54 of 60 snaps, posting three receptions for 31 yards (10.3 avg.). On the Packers' game-clinching drive, caught a 15-yard pass over the middle on third-and-7...**At Dallas (NFC Wild Card, Jan. 14):** Started and played 45 of 56 snaps, posting two receptions for 15 yards (7.5 avg.)...**2023 Draft:** Selected by the Packers in the third round (No. 78 overall), the first SDSU player drafted by the Packers since Timmerman (seventh round, No. 230 overall) in 1995.

COLLEGE: Played in 32 games with 21 starts for South Dakota State, recording 99 receptions for 1,218 yards (12.3 avg.) and nine TDs in his four seasons (2019-22)...Ranked in the top 10 among FCS tight ends in receptions (92, No. 4), receiving yards (1,128, No. 5) and receiving TDs (nine, t-No. 7) in 2021-22 (Stats Pass)...Part of teams that brought the Jackrabbits to the first two FCS national championship games (2021-22) in school history, including winning their first title in 2022...Majored in

COMMUNITY

ADMIN. & COACHES

KRAFT

DRAFT & FREE AGENTS

2023 REVIEW

RECORDS & HISTORY

LAMBEAU FIELD

MISC.

interdisciplinary studies...**2022:** Was limited to nine games with eight starts due to an ankle injury, but earned third-team FCS All-America honors from AP and Stats Perform and was a first-team All-MVFC selection...Finished with 27 receptions for 348 yards (12.9 avg.) and three TDs...Also returned one kickoff for 30 yards...Tied for the team lead with five receptions for 59 yards (11.8 avg.) and a TD vs. Indiana State (Oct. 29)...Finished with four receptions for a season-high 69 yards (17.3 avg.) at Northern Iowa (Nov. 5), including a season-long 57-yard reception in the second quarter down to the Northern Iowa 17 to help set up a FG...Tied his season high with 69 yards on four receptions (17.3 avg.) in the FCS semifinal win vs. Montana State (Dec. 17), hauling in a 36-yard TD pass on the opening drive...Registered two receptions for 30 yards (15.0 avg.) vs. North Dakota State (Jan. 8) to help SDSU win its first FCS national title in school history...**2021:** Posted career highs in games played (15), games started (10), receptions (65), receiving yards (780) and receiving TDs (six), earning first-team All-America honors from *Athlon*, HERO Sports and Stats Perform and second-team AP All-America recognition...Led FCS tight ends in receptions, ranked No. 2 in receiving yards and was tied for No. 3 in receiving TDs...Finished No. 2 on the team in both receptions and receiving yards and caught multiple passes in all 15 games...Registered four receptions for 38 yards (9.5 avg.) and a career-high two TDs vs. Lindenwood (Sept. 11); hauling in second-quarter TDs of 5 and 13 yards...Posted career highs with 10 receptions for 124 yards (12.4 avg.) and a TD vs. Southern Illinois (Oct. 9)...Led the team with nine receptions for 123 yards (13.7 avg.) vs. Northern Iowa (Oct. 23)...Tied for the team lead with six receptions for 96 yards (16.0 avg.) at Montana State (Dec. 18), including a 25-yard catch in the first quarter and a 38-yarder in the second quarter...**2020/2021:** Played in seven games

with three starts during a 2020 season that was postponed to February 2021 due to COVID-19...Finished with seven receptions for 90 yards (12.9 avg.) with a long of 31 yards...Posted multiple receptions in three games...Was tied for No. 5 on the team in receptions...Rushed the ball once for 4 yards and returned one kickoff for 4 yards...Missed three games due to injury...Helped the Jackrabbits reach their first FCS national title game in school history (vs. Sam Houston)...Shared the team's Offensive Player of the Week award after catching two passes for 24 yards (12.0 avg.) in the FCS playoff win vs. Holy Cross (April 24)...Registered two receptions for 33 yards (16.5 avg.) in a playoff quarterfinal win vs. Southern Illinois (May 2), including a season-long 31-yard reception in the third quarter to the SIU 26 that set up a TD on the next play...**2019:** Redshirted and saw action in one game as a freshman.

PERSONAL: Given name Tucker John Kraft...Born in Bismarck, N.D. ...Nickname "Tuck"...Married, wife's name is Baylee...**High school:** Lettered for four years in football, basketball and track at Timber Lake (S.D.) High School...Primarily played running back, middle linebacker and punter while seeing limited action at quarterback...Rushed for 1,405 yards and 24 TDs as a senior, while adding 132 receiving yards and 56 tackles on defense en route to a spot on the *Sioux Falls Argus Leader* Elite 45...Totaled 3,130 rushing yards and 50 TDs on offense to go along with 142 tackles and eight sacks on defense in his four seasons as a starter...Also threw five TD passes...Earned second-team all-state honors in basketball after averaging 14.2 points, eight rebounds and two steals per game...**Community involvement:** Visited with patients and families at Children's Wisconsin in Milwaukee in September 2023.

NFL debut: at Chicago, 9/10/23

First NFL start: at Pittsburgh, 11/12/23

First NFL touchdown: at Detroit, 11/23/23 (9 yards, J.Love)

CAREER TRANSACTIONS

■ 2023 Selected by Green Bay Packers in the third round (78th overall) of '23 NFL Draft, April 28...Signed first contract, May 17.

TUCKER KRAFT'S NFL REGULAR-SEASON RECEIVING STATISTICS

		RECEIVING						
DATE	TEAM	GP	GS	NO.	YDS.	AVG.	LG	TD
2023	Packers	17	8	31	355	11.5	43	2
NFL TOTALS		17	8	31	355	11.5	43	2

TUCKER KRAFT'S NFL POSTSEASON RECEIVING STATISTICS

		RECEIVING						
DATE	TEAM	GP	GS	NO.	YDS.	AVG.	LG	TD
2023	Packers	2	2	5	24	4.8	10	1
NFL TOTALS		2	2	5	24	4.8	10	1

SINGLE-GAME HIGHS: RECEIVING

Receptions 6 at Minnesota Vikings, Dec 31, 2023
4 at Carolina Panthers, Dec 24, 2023
...2 more at 4.

Receiving Yards 64 at New York Giants, Dec 11, 2023
60 at Carolina Panthers, Dec 24, 2023

Receiving Average 16.0 at New York Giants, Dec 11, 2023
15.0 at Carolina Panthers, Dec 24, 2023

Longest Receptions 43 at New York Giants, Dec 11, 2023
36 vs. Tampa Bay Buccaneers, Dec 17, 2023

Receiving TDs 1 vs. Tampa Bay Buccaneers, Dec 17, 2023
1 at Detroit Lions, Nov 23, 2023

Special Teams Tackles 1 vs. Los Angeles Rams, Nov 05, 2023
1 vs. Minnesota Vikings, Oct 29, 2023
...1 more at 1.

Most TDs 1 vs. Tampa Bay Buccaneers, Dec 17, 2023
1 at Detroit Lions, Nov 23, 2023

Scrimmage Yards 64 at New York Giants, Dec 11, 2023
60 at Carolina Panthers, Dec 24, 2023

2023 GXG REGULAR SEASON (PACKERS)

		RECEIVING						
DATE	OPPONENT	P/S	NO.	YDS.	AVG.	LG	TD	
09/10	at Bears	P	0	0	0.0	0	0	
09/17	at Falcons	P	0	0	0.0	0	0	
09/24	Saints	P	0	0	0.0	0	0	
09/28	Lions	P	2	5	2.5	6	0	
10/09	at Raiders	P	0	0	0.0	0	0	
10/22	at Broncos	P	0	0	0.0	0	0	
10/29	Vikings	P	0	0	0.0	0	0	
11/05	Rams	P	0	0	0.0	0	0	
11/12	at Steelers	S	1	6	6.0	6	0	
11/19	Chargers	P	2	32	16.0	27	0	
11/23	at Lions	S	2	15	7.5	9t	1	
12/03	Chiefs	S	3	37	12.3	19	0	

2023 GXG REGULAR SEASON (PACKERS)

		RECEIVING						
DATE	OPPONENT	P/S	NO.	YDS.	AVG.	LG	TD	
12/11	at Giants	S	4	64	16.0	43	0	
12/17	Buccaneers	S	4	57	14.3	36	1	
12/24	at Panthers	S	4	60	15.0	27	0	
12/31	at Vikings	S	6	48	8.0	13	0	
01/07	Bears	S	3	31	10.3	15	0	
2023 TOTALS			17-8	31	355	11.5	43	2

2023 GXG POSTSEASON (PACKERS)

		RECEIVING						
DATE	OPPONENT	P/S	NO.	YDS.	AVG.	LG	TD	
01/14	at Cowboys	S	2	15	7.5	10	0	
01/20	at 49ers	S	3	9	3.0	7	1	
2023 TOTALS			2-2	5	24	4.8	10	1



JORDAN LOVE 10

QUARTERBACK
Utah State

Fifth NFL Season
Fifth Packers Season

Ht: 6-4 » Wt: 219 » Born: November 2, 1998 » NFL Games Played/Started: 27/18 » Acquired: D1-20

PRO HIGHLIGHTS:

- Became just the third quarterback in NFL history to post 4,000-plus passing yards (4,159) and 32-plus passing TDs (32) in his first season with multiple starts, joining Warner (1999) and Mahomes (2018).
- Became the first QB to help lead the Packers to the postseason in his first full year as a starter since at least 1950, when the league began recording starts for every player.
- Was one of four QBs (Dak Prescott, Brock Purdy, Baker Mayfield) to rank in the top 10 in the league in passing TDs (No. 2), passing yards (No. 7) and TD/INT ratio (No. 7, 2.91) in 2023.
- Was one of only two QBs (Prescott) in the league to hit those marks for passing TDs, passing yards and TD/INT ratio last season.
- His 32 passing TDs were the fourth most by a QB in his first season with multiple starts, trailing only Mahomes (50 in 2018), Warner (41 in 1999) and Daunte Culpepper (33 in 2000).
- Threw for multiple TD passes with no INTs in a league-high nine games in 2023, tied for No. 1 in NFL history (Purdy) for the most by a QB in his first 18 career starts.
- Rushed for 247 yards and four TDs on 50 carries (4.9 avg.) in 2023, becoming only the second QB in team history to throw for 30-plus TD passes and rush for four-plus TDs in a season (Aaron Rodgers, 2009 and 2016).
- Over the final eight games last season, completed 196 of 279 passes (70.3 pct.) for 2,150 yards and 18 TDs with one INT for a 112.7 rating, joining Rodgers (Nov. 14, 2021-Jan. 9, 2022) as the only Green Bay QBs to post 2,150-plus passing yards, 18-plus passing TDs, one/zero interceptions and a completion percentage of 70-plus over an eight-game span in a single season.
- Appeared in four games in 2022 and completed 14 of 21 passes (66.7 pct.) for 195 yards and a TD with no INTs for a 112.2 rating.
- Played in six games with one start in 2021, completing 36 of 62 passes (58.1 pct.) for 411 yards and two TDs with three INTs (68.7 rating).
- Was inactive (third QB) for all 16 games and both postseason contests as a rookie in 2020.
- Was selected by the Packers in the first round (No. 26 overall) of the 2020 NFL Draft, a pick obtained from the Miami Dolphins in exchange for Green Bay's first-round choice (No. 30 overall) and its fourth-round selection (No. 136).
- Joined Utah's Alex Smith (No. 1 overall by San Francisco in 2005) and Wyoming's Josh Allen (No. 7 overall by Buffalo in 2018) as the only QBs in Mountain West Conference history to be selected in the first round.
- Became the ninth QB in franchise history and the fifth in the Common Draft Era (since 1967) to be selected in the first round.

2023 SEASON: Started all 17 games, connecting on 372 of 579 passes (64.2 pct.) for 4,159 yards and 32 TDs with 11 INTs for a 96.1 passer rating...Was one of four QBs (Prescott, Purdy, Mayfield) to rank in the top 10 in the league in passing TDs (No. 2), passing yards (No. 7) and TD/INT ratio (No. 7, 2.91)...Was one of only two QBs (Prescott) in the league to hit those marks for passing TDs, passing yards and TD/INT ratio...Also ranked No. 5

AT A GLANCE ...



- Became just the third quarterback in NFL history to post 4,000-plus passing yards (4,159) and 32-plus passing TDs (32) in his first season with multiple starts, joining Kurt Warner (1999) and Patrick Mahomes (2018).
- Became the first QB to help lead the Packers to the postseason in his first full year as a starter since at least 1950, when the league began recording starts for every player.
- Was one of four QBs (Dak Prescott, Brock Purdy, Baker Mayfield) to rank in the top 10 in the league in passing TDs (No. 2), passing yards (No. 7) and TD/INT ratio (No. 7, 2.91) in 2023.
- His 32 passing TDs were the fourth most by a QB in his first season with multiple starts, trailing only Mahomes (50 in 2018), Warner (41 in 1999) and Daunte Culpepper (33 in 2000).
- Threw for multiple TD passes with no INTs in a league-high nine games in 2023, tied for No. 1 in NFL history (Purdy) for the most by a QB in his first 18 career starts.
- Over the final eight games last season, completed 196 of 279 passes (70.3 pct.) for 2,150 yards and 18 TDs with one INT for a 112.7 rating, joining Aaron Rodgers (Nov. 14, 2021-Jan. 9, 2022) as the only Green Bay QBs to post 2,150-plus passing yards, 18-plus passing TDs, one/zero interceptions and a completion percentage of 70-plus over an eight-game span in a single season.
- Finished his career at Utah State ranked No. 2 in school history in passing yards (8,600), completions (689) and attempts (1,125), tied for No. 2 in TD passes (60), and No. 3 in completion percentage (61.2) despite playing just three seasons.
- Earned honorable mention All-Mountain West recognition as a junior in 2019 after setting a single-season school record with 293 completions and posting 3,402 passing yards, the second most in a season in school history. As a sophomore in 2018, set Utah State single-season records for TD passes (32), passing yards (3,567) and 300-yard passing games (seven).

in the NFL in TD percentage (5.5), No. 8 in completions and No. 11 in passer rating...Became just the third NFL quarterback to post 4,000-plus passing yards and 32-plus passing TDs in his first season with multiple starts, joining Warner (1999) and Mahomes (2018)...Became the first QB to help lead the Packers to the postseason in his first full year as a starter since at least 1950, when the league began recording starts for every player...His 32 passing TDs were the fourth most by a QB in his first season with multiple starts, trailing only Mahomes (50 in 2018), Warner (41 in 1999) and Culpepper (33 in 2000)...Threw for multiple TD passes with no INTs in nine games on the season (No. 1 in the league), tied for No. 1 in NFL history (Purdy) for the most by a QB in his first 18 career starts...Posted a 100-plus passer rating in 10 games on the season, tied for No. 2 in the NFL behind only Prescott (11)...Ranked No. 7 in the NFL on the season with 85 explosive passes (16-plus yards), the third most by a Green Bay QB since 2000 (Aaron Rodgers, 102 in 2011 and 86 in 2018)...Was tied for No. 2 in the NFL in red-zone passing TDs (24) and ranked No. 2 in third-down passing TDs (14)...Over the final eight games, completed 196 of 279 passes (70.3 pct.) for 2,150 yards and 18 TDs with one INT for a 112.7 rating, joining Rodgers (Nov. 14, 2021-Jan. 9, 2022) as the only Green Bay QBs to post 2,150-plus passing yards, 18-plus passing TDs, one/zero interceptions and a completion percentage of 70-plus over an eight-game span in a single season...Rushed for 247 yards and four TDs on 50 carries

VETERANS
COMMUNITY
ADMIN. & COACHES
LOVE
DRAFT & FREE AGENTS
2023 REVIEW
RECORDS & HISTORY
LANEBAU FIELD
MISC.

(4.9 avg.), becoming only the second QB in team history to throw for 30-plus TD passes and rush for four-plus TDs in a season (Rodgers, 2009 and 2016)...Had four runs of 20-plus yards, the most by a Green Bay QB in a season since the 1970 merger and tied for the second most by a QB in the NFL in 2023...Started both playoff contests, completing 37 of 55 passes (67.3 pct.) for 466 yards and five TDs with two INTs for a 108.6 rating, the fourth-best rating in team history in a single postseason (min. 30 att.)...**At Chicago (Sept. 10):** Threw for 245 yards and three TDs with no INTs on 15-of-27 passing (55.6 pct.) for a 123.2 rating. On third/fourth down, connected on 8 of 10 passes for 153 yards and two TDs with no INTs for a perfect 158.3 rating, the first Packers QB to register a perfect passer rating on third/fourth down since Rodgers at Minnesota on Oct. 27, 2013. Posted a career-high four completions of 30-plus yards (51, 37, 35t, 30)...**At Atlanta (Sept. 17):** Completed 14 of 25 passes (56.0 pct.) for 151 yards and three TDs with no INTs, becoming just the second QB in franchise history to throw three-plus TD passes and zero INTs in both of the first two games of the season (Brett Favre, 1996). Became just the fourth NFL quarterback with at least three TD passes and no INTs in two of his first three career starts, joining Warner (1999), Case Keenum (2013) and Mahomes (2017-18)...**Vs. New Orleans (Sept. 24):** Threw for 259 yards on 22-of-44 passing (50.0 pct.) with a TD and an INT as he helped the Packers match the biggest fourth-quarter comeback in franchise history (down 17-0 through three quarters). Led two TD drives of 80 yards each in the fourth quarter, capping the first one off with his first career TD run, a 1-yard score on fourth down that cut the Saints' lead to 17-11 following his two-point conversion pass to WR Samori Toure. Guided the Packers on a nine-play, 80-yard drive that included his 24-yard run down the left sideline and was capped off by an 8-yard back-shoulder TD pass to WR Romeo Doubs. Finished with a career-best 39 rushing yards on a career-high nine attempts (4.3 avg.)...**Vs. Detroit (Sept. 28):** Completed 23 of 36 passes (63.9 pct.) for 246 yards and a TD with two INTs (69.9 rating). Became the first QB in team history (since 1950) to throw at least one TD pass in each of his first five career starts. Also scored on a 9-yard TD run early in the fourth quarter, giving him a passing TD and a rushing TD in back-to-back games for the first time in his career. Became just the third Green Bay QB since the 1970 AFL-NFL merger to accomplish that feat (Rodgers, four times; Lynn Dickey, twice)...**At Las Vegas (Oct. 9):** Connected on 16 of 30 passes (53.3 pct.) for 182 yards with three INTs (32.2 rating). Completed a career-long 77-yard pass to WR Christian Watson midway through the third quarter down to the Las Vegas 6. Also rushed for 37 yards on two carries (18.5 avg.), highlighted by a 26-yarder in the first quarter. Dating back to 1978, became the first Green Bay QB to post a pass of 75-plus yards and a run of 25-plus yards in the same game...**Vs. L.A. Chargers (Nov. 19):** Posted a career-high 322 passing yards and two TDs with no INTs on 27-of-40 passing (67.5 pct.) for a 108.5 rating. With the Packers trailing, 20-16, with 5:24 remaining in the game, led the offense on a six-play, 75-yard drive that was capped off with his 24-yard game-winning TD pass to Doubs with 2:33 left. His eight explosive completions (16-plus yards) were a career best...**At Detroit (Nov. 23):** Connected on 22 of 32 passes (68.8 pct.)

for 268 yards and three TDs with no INTs (125.5 rating) and also tied his career high with 39 yards on three carries (13.0 avg.), highlighted by a career-long 37-yard run on a third-and-1 in the fourth quarter to the Detroit 42. Became the first Green Bay QB with three-plus TD passes and zero INTs and a run of 35-plus yards in a game since Rodgers did it vs. Minnesota on Nov. 1, 2009...**Vs. Kansas City (Dec. 3):** Threw for 267 yards and three TDs with no INTs on 25-of-36 passing (69.4 pct.) for a 118.6 rating against the defending Super Bowl champions, his third consecutive game with multiple TD passes and no INTs...**At Minnesota (Dec. 31):** Threw for 256 yards and three TDs with no INTs on 24-of-33 passing (72.7 pct.) for a 125.3 rating, his third consecutive game with multiple TD passes, zero INTs and a rating of 100-plus. Added a 2-yard rushing TD in the second quarter, becoming the first Green Bay QB to post multiple passing TDs and a rushing TD with no INTs in back-to-back games...**Vs. Chicago (Jan. 7):** Posted a career-high completion percentage of 84.4, the second-best mark in a game in team history among QBs with 30-plus attempts (Dickey, 87.1 on Sept. 4, 1983, at Houston) as he connected on 27 of 32 passes for 316 yards and two TDs with no INTs for a career-best 128.6 rating. His 84.4 percentage was the second best in a game by a QB against the Bears among QBs with 30-plus attempts behind only Tom Brady's mark of 85.7 percent (30 of 35 on Oct. 26, 2014). Posted a 145.8 rating on third down, connecting on 7 of 8 passes for 76 yards and two TDs with no INTs, picking up first downs on all seven completions...**At Dallas (NFC Wild Card, Jan. 14):** Posted a 157.2 passer rating in his NFL playoff debut, connecting on 16 of 21 passes (76.2 pct.) for 272 yards and three TDs with no INTs. His passer rating tied the fourth-best mark (min. 15 att.) in NFL postseason history and tied Texans QB C.J. Stroud for the top mark by a QB in his NFL playoff debut. The 157.2 rating was the second best by an NFL QB in a road playoff game behind only Terry Bradshaw's perfect 158.3 rating at Baltimore on Dec. 19, 1976. Led the offense on six TD drives in Green Bay's first seven possessions, the Packers' first time doing so in any game since vs. Chicago (Nov. 9, 2014).

2022: Appeared in four games and completed 14 of 21 passes (66.7 pct.) for 195 yards and a TD with no INTs for a 112.2 rating...Served as the No. 2 QB, but did not see any action in the other 13 contests...**At Minnesota (Sept. 11):** Took over at QB for the final series with the Packers trailing, 23-7, and connected on 4 of 5 passes (80.0 pct.) for 65 yards (118.8 rating)...**Vs. N.Y. Jets (Oct. 16):** Took over at QB for the final series with the Packers trailing, 27-10. Completed 2 of 4 passes for 8 yards (56.2 rating)...**At Philadelphia (Nov. 27):** Took over for an injured Rodgers (ribs) in the fourth quarter, connecting on 6 of 9 passes (66.7 pct.) for 113 yards and a TD for a 146.8 rating. On his fourth snap, found Watson on a short pass over the middle that went for a season-long 63-yard TD.

2021: Played in six games with one start, completing 36 of 62 passes (58.1 pct.) for 411 yards with two TDs and three INTs (68.7 rating)...Had 12 carries for 27 yards (2.3 avg.)...Dressed, but did not play in 10 contests (Weeks 3-8, 10, 12 and 15-16)...Was placed on reserve/COVID-19 on Dec. 6 and was sidelined

PRESS-GAZETTE ALL-CENTURY TEAM, 1999

Don Hutson Player of Century
Vince Lombardi Coach of Century

Offense

Bart Starr Quarterback
Jim Taylor Fullback
Paul Hornung Halfback
Don Hutson Receiver
James Lofton Receiver
Sterling Sharpe Receiver
Forrest Gregg Tackle
Cal Hubbard Tackle
Gale Gillingham Guard
Jerry Kramer Guard
Jim Ringo Center

Defense

Cal Hubbard Lineman
Reggie White Defensive End
Willie Davis Defensive End
Henry Jordan Defensive Tackle
Ray Nitschke Linebacker
Dave Robinson Linebacker
Fred Carr Linebacker
Herb Adderley Cornerback
Willie Buchanan Cornerback
Bobby Dillon Safety
Willie Wood Safety

Special Teams

Travis Williams Kick Returner
Billy Grimes Punt Returner
Chris Jacke Kicker
Craig Henrich Punter

in Week 14 vs. Chicago...**At New Orleans (Sept. 12):** Made his NFL regular-season debut, taking over for Rodgers in the fourth quarter with the Packers trailing, 38-3. Completed 5 of 7 passes (71.4 pct.) for 68 yards (102.1 rating), including a 32-yarder to WR Randall Cobb down to the New Orleans 30 with just over three minutes remaining. His first career completion came on a third-and-7 throw to WR Amari Rodgers that picked up 19 yards...**At Kansas City (Nov. 7):** Made his first NFL start in place of QB Aaron Rodgers (reserve/COVID-19), connecting on 19 of 34 passes (55.9 pct.) for 190 yards and a TD with one INT for a 69.5 rating. Added 23 rushing yards on five carries (4.6 avg.). Threw his first TD pass as a pro when he found WR Allen Lazard on fourth down with 4:54 remaining in the game for a 20-yard score...**At Detroit (Jan. 9):** Came in at QB on the final series of the first half (kneel-down) and then played the entire second half with the Packers already having clinched the No. 1 seed in the NFC. Connected on 10 of 17 passes for 134 yards and a TD with two INTs (64.0 rating). Led the Packers on two TD drives in the fourth quarter, highlighted by his season-long 62-yard TD to TE Josiah Deguara on a screen pass with 4:49 remaining to give the Packers a 30-27 lead.

2020: Was inactive (third QB) for all 16 games and both postseason games...**2020 Draft:** Selected by the Packers in the first round (No. 26 overall), a pick obtained from Miami in exchange for Green Bay's first-round pick (No. 30 overall) and its fourth-round selection (No. 136). Became just the fifth Utah State player in school history to be selected in the first round of the NFL draft, joining Bill Munson (L.A. Rams, 1964, No. 7 overall) as the only QBs in school history to be picked in the first round.

COLLEGE: Played in 38 games with 32 starts in three seasons and finished his career ranked No. 2 in school history in passing yards (8,600), completions (689) and attempts (1,125), tied for No. 2 in TD passes (60), and No. 3 in completion percentage (61.2)...Set school career records for total offense (9,003 yards), 300-yard passing games (12) and completions of 80-plus yards (four)...Earned his degree in human movement science...**2019:** Completed 293 of 473 passes (61.9 percent) for 3,402 yards and 20 TDs with 17 INTs...Earned honorable mention All-Mountain West recognition and earned third-team all-league honors from *Phil Steele's College Football*...Set single-season school records for completions and attempts, while his passing-yardage total ranked No. 2 in school annals...Registered 3,577 yards of total offense, the third most in school history...Ranked No. 3 in the conference and No. 23 in the nation in passing yards per game (261.7 ypg)...Carried the ball 81 times for 175 yards (2.2 avg.)...Completed a career-high 33 passes on 48 attempts (68.8 pct.) for a season-high 416 yards and three TDs at Wake Forest (Aug. 30), with his completion total checking in at No. 2 in school history...Connected on 30 of 39 passes (76.9 pct.) for 388 yards and two TDs at Fresno State (Nov. 9)...Threw three TD passes for the second straight game, completing 30 of 39 passes (76.9 pct.) for 317 yards vs. Kent State (Tropical Smoothie Cafe Frisco Bowl) as he set the school record for most completions in a bowl game...**2018:** Earned second-team All-Mountain West honors from both the league's coaches and *Phil Steele's College Football* after completing 267 of 417 passes (64.0 pct.) for 3,567 yards and 32 TDs with six INTs...Led the conference and ranked No. 10 in the country in passing efficiency (158.3)...Led the MWC and was tied for No. 8 in the nation in TD passes...Set single-season school records for TD passes, passing yards, 300-yard passing games (seven) and for being named the Mountain West Offensive Player of the Week (five times)...Also tied the single-season school record with a pair of 400-yard passing games...His 267 completions and 3,630 yards of total offense ranked No. 2 in school annals...Posted a career-high seven rushing TDs on the season...Helped Utah State set a Mountain West record with 618 points scored in 13 games, breaking the previous mark of 608 points scored by BYU in 2001 in 14 games...Earned his first MWC Offensive Player of the Week honor after throwing for 356 yards and two

TDs on 26-of-38 passing (68.4 pct.) vs. Air Force (Sept. 22)...Earned conference Offensive Player of the Week recognition for the second straight game after throwing four TD passes for the first time in his career in the win at BYU (Oct. 5)...Earned his third straight Offensive Player of the Week award after completing 17 of 23 passes (73.9 pct.) for 322 yards and a career-high five TDs vs. UNLV (Oct. 13), matching the school single-game record for TD passes...Earned his fourth MWC Offensive Player of the Week honor after throwing for 448 yards and four TDs on 23-of-34 passing (67.6 pct.) vs. New Mexico (Oct. 27)...Posted a career-high 491 passing yards vs. San Jose State (Nov. 10), the third most in a game in school history, and matched his career best with five TD passes (including a career-long 88-yarder) as he took home conference Offensive Player of the Week honors for the fifth time on the season...Was named the Offensive Most Valuable Player vs. North Texas (New Mexico Bowl, Dec. 15) after throwing for 359 yards and four TDs on 21-of-43 passing (48.8 pct.) while adding a rushing TD...Set school records for the most TD passes, the most passing yards and the most yards of total offense (362) in a bowl game...**2017:** Appeared in 12 games as a redshirt freshman and started the final six contests of the season, completing 129 of 235 passes (54.9 pct.) for 1,631 yards and eight TDs with six INTs...Set a single-season school record for passing yards by a freshman...Added 165 rushing yards and two TDs on 46 carries (3.6 avg.)...Made his collegiate debut, completing 3 of 6 passes (50.0 pct.) for 18 yards vs. Idaho State (Sept. 7)...Threw his first career TD pass, connecting on a 77-yarder with RB Gerold Bright in the third quarter, and finished with 171 passing yards on 6-of-13 passing (46.2 pct.) at Wake Forest (Sept. 16)...Made his first collegiate start, taking home Mountain West Offensive Player of the Week honors after connecting on 19 of 27 passes (70.4 pct.) for a season-high 316 yards and two TDs while adding eight carries for 42 yards (5.3 avg.) and a TD, the first rushing TD of his college career, at UNLV (Oct. 21)...The 316 passing yards were the third most in a game in school history by a freshman...Posted a career-high 47 rushing yards and a TD on six attempts (7.8 avg.) and added 110 passing yards and a TD on 10-of-16 passing (62.5 pct.) vs. Hawai'i (Nov. 18)...Connected on 17 of 30 passes (56.7 pct.) for 284 yards and two TDs and added six carries for 32 yards (5.3 avg.) at Air Force (Nov. 25), including a season-long 20-yard run.

PERSONAL: Given name Jordan Alexander Love...Born in Bakersfield, Calif....**High school:** Was named the CIF Division I Valley League Offensive Player of the Year by the *Bakersfield Californian* and earned all-area co-MVP honors as a senior at Liberty High School in Bakersfield, Calif....Completed 114 of 224 passes (50.9 pct.) for 2,148 yards and 24 TDs while also rushing for 806 yards and eight TDs on 128 carries (6.3 avg.) as he led the Lions to their first-ever Central Section Division I title...Threw for 200-plus yards in six games on the season and threw at least one TD pass in every game...Posted two 100-yard rushing games on the season and registered a season-high three rushing TDs against Frontier High...As a junior, connected on 102 of 198 passes (51.5 pct.) for 1,930 yards and 18 TDs...Also rushed for 384 yards and five TDs on 86 carries (4.5 avg.)...Played basketball his first three years in high school and did the high jump, long jump and triple jump in track his first two years...**Community involvement:** Launched the Hands of 10ve Foundation in May 2024 with a mission to encourage kids to participate in sports, bring awareness to mental health and suicide and unite law enforcement with the community...Hosted his second annual free youth football camp at Liberty High School (Bakersfield, Calif.) in July 2024 along with former high school and Packers teammate Krysta Barnes...Signed autographs during the 2023 holiday season to benefit The Salvation Army...In September 2022, attended a football game at Denmark (Wis.) High School as part of the Packers Vs. Cancer initiative, interacting with fans and throwing autographed foam footballs into the stands...Did a virtual visit with patients at Marshfield (Wis.) Children's Hospital...Participated in a virtual bingo event to benefit The Salvation Army.

NFL debut: at New Orleans, 9/12/21

First NFL start: at Kansas City, 11/7/21

First passing TD: at Kansas City, 11/7/21 (20 yards, A.Lazard)

First INT: at Kansas City, 11/7/21 (L.Sneed)

CAREER TRANSACTIONS

- 2020 Selected by Green Bay Packers in the first round (26th overall) of '20 NFL Draft, April 23... Signed first contract, July 1... Placed on reserve/COVID-19, Nov. 6... Activated from reserve/COVID-19, Nov. 10.
- 2021 Placed on reserve/COVID-19, Dec. 6... Activated from reserve/COVID-19, Dec. 16.
- 2023 Signed contract extension, May 3.

JORDAN LOVE'S NFL REGULAR-SEASON PASSING/RUSHING STATISTICS

DATE	TEAM	GP	GS	PASSING											RUSHING				
				ATT.	CMP.	PCT.	YDS	AVG.	TD	INT.	LG	SK	LST	RATE	NO.	YDS.	AVG.	LG	TD
2021	Packers	6	1	62	36	58.1	411	6.6	2	3	62t	3	23	68.7	12	27	2.3	10	0
2022	Packers	4	0	21	14	66.7	195	9.3	1	0	63t	0	0	112.2	1	-1	-1.0	0	0
2023	Packers	17	17	579	372	64.2	4,159	7.2	32	11	77	30	242	96.1	50	247	4.9	37	4
TOTALS		27	18	662	422	63.7	4,765	7.2	35	14	77	33	265	94.0	63	273	4.3	37	4

JORDAN LOVE'S NFL POSTSEASON PASSING/RUSHING STATISTICS

DATE	TEAM	GP	GS	PASSING											RUSHING				
				ATT.	CMP.	PCT.	YDS	AVG.	TD	INT.	LG	SK	LST	RATE	NO.	YDS.	AVG.	LG	TD
2023	Packers	2	2	55	37	67.3	466	8.5	5	2	46	0	0	108.6	6	2	0.3	3	0
TOTALS		2	2	55	37	67.3	466	8.5	5	2	46	0	0	108.6	6	2	0.3	3	0

SINGLE-GAME HIGHS: QUARTERBACK

Pass Attempts	44 vs. New Orleans Saints, Sep 24, 2023	Passer Rating	128.6 vs. Chicago Bears, Jan 07, 2024
	41 vs. Minnesota Vikings, Oct 29, 2023		125.5 at Detroit Lions, Nov 23, 2023
Pass Completions	29 vs. Tampa Bay Buccaneers, Dec 17, 2023	Rush Attempts	9 vs. New Orleans Saints, Sep 24, 2023
	27 vs. Chicago Bears, Jan 07, 2024		5 at Kansas City Chiefs, Nov 07, 2023
	...1 more at 27.	Rushing Yards	39 at Detroit Lions, Nov 23, 2023
Yards Passing	322 vs. Los Angeles Chargers, Nov 19, 2023		39 vs. New Orleans Saints, Sep 24, 2023
	316 vs. Chicago Bears, Jan 07, 2024	Rushing Average	4.3 vs. New Orleans Saints, Sep 24, 2023
TD Passes	3 at Minnesota Vikings, Dec 31, 2023	Longest Runs	37 at Detroit Lions, Nov 23, 2023
	3 vs. Kansas City Chiefs, Dec 03, 2023		26 at Las Vegas Raiders, Oct 09, 2023
	...3 more at 3.	Rushing TDs	1 at Minnesota Vikings, Dec 31, 2023
Long Passes	77 at Las Vegas Raiders, Oct 09, 2023		1 at Carolina Panthers, Dec 24, 2023
	63t at Philadelphia Eagles, Nov 27, 2022		...2 more at 1.
Completion Percentage	84.4 vs. Chicago Bears, Jan 07, 2024		
	76.9 vs. Los Angeles Rams, Nov 05, 2023		

2023 GXG REGULAR SEASON (PACKERS)

DATE	OPPONENT	P/S	PASSING											RUSHING			
			ATT	CMP	YDS	PCT	Y/A	Y/C	TD	INT	LG	SK/YD	RATE	ATT	YDS	LG	TD
09/10	at Bears	S	27	15	245	55.6	9.1	16.3	3	0	51	1/8	123.2	3	12	9	0
09/17	at Falcons	S	25	14	151	56.0	6.0	10.8	3	0	30t	1/11	113.5	2	23	24	0
09/24	Saints	S	44	22	259	50.0	5.9	11.8	1	1	30	1/14	66.4	9	39	24	1
09/28	Lions	S	36	23	246	63.9	6.8	10.7	1	2	44	5/43	69.9	2	-2	9t	1
10/09	at Raiders	S	30	16	182	53.3	6.1	11.4	0	3	77	2/7	32.2	2	37	26	0
10/22	at Broncos	S	31	21	180	67.7	5.8	8.6	2	1	29	0/0	90.8	3	21	10	0
10/29	Vikings	S	41	24	229	58.5	5.6	9.5	1	1	34	4/33	72.1	4	34	15	0
11/05	Rams	S	26	20	228	76.9	8.8	11.4	1	0	37	4/21	115.5	4	7	8	0
11/12	at Steelers	S	40	21	289	52.5	7.2	13.8	2	2	46	1/6	71.8	2	11	8	0
11/19	Chargers	S	40	27	322	67.5	8.1	11.9	2	0	35	3/27	108.5	3	0	1	0
11/23	at Lions	S	32	22	268	68.8	8.4	12.2	3	0	53	0/0	125.5	3	39	37	0
12/03	Chiefs	S	36	25	267	69.4	7.4	10.7	3	0	33	2/14	118.6	2	10	8	0
12/11	at Giants	S	39	25	218	64.1	5.6	8.7	1	1	43	2/15	76.7	2	2	2	0
12/17	Buccaneers	S	39	29	284	74.4	7.3	9.8	2	0	36	2/23	111.5	2	1	2	0
12/24	at Panthers	S	28	17	219	60.7	7.8	12.9	2	0	36	1/12	109.1	2	12	11	1
12/31	at Vikings	S	33	24	256	72.7	7.8	10.7	3	0	33t	0/0	125.3	2	2	2t	1
01/07	Bears	S	32	27	316	84.4	9.9	11.7	2	0	59	1/8	128.6	3	-1	1	0
2023 TOTALS		17-17	579	372	4,159	64.2	7.2	11.2	32	11	77	30/242	96.1	50	247	37	4

2023 GXG POSTSEASON (PACKERS)

DATE	OPPONENT	P/S	PASSING											RUSHING			
			ATT	CMP	YDS	PCT	Y/A	Y/C	TD	INT	LG	SK/YD	RATE	ATT	YDS	LG	TD
01/14	at Cowboys	S	21	16	272	76.2	13.0	17.0	3	0	46	0/0	157.2	1	-1	-1	0
01/20	at 49ers	S	34	21	194	61.8	5.7	9.2	2	2	38	0/0	72.4	5	3	3	0
2023 TOTALS		2-2	55	37	466	67.3	8.5	12.6	5	2	46	0/0	108.6	6	2	3	0

2022 GXG REGULAR SEASON (PACKERS)

DATE	OPPONENT	P/S	PASSING											RUSHING			
			ATT	CMP	YDS	PCT	Y/A	Y/C	TD	INT	LG	SK/YD	RATE	ATT	YDS	LG	TD
09/11	at Vikings	P	5	4	65	80.0	13.0	16.3	0	0	25	0/0	118.8	0	0	0	0
09/18	Bears																
09/25	at Buccaneers																
10/02	Patriots																
10/09	Giants																
10/16	Jets	P	4	2	8	50.0	2.0	4.0	0	0	8	0/0	56.2	0	0	0	0
10/23	at Commanders																
10/30	at Bills																
11/06	at Lions																
11/13	Cowboys																
11/17	Titans																
11/27	at Eagles	P	9	6	113	66.7	12.6	18.8	1	0	63t	0/0	146.8	0	0	0	0
12/04	at Bears																
12/19	Rams																
12/25	at Dolphins																
01/01	Vikings	P	3	2	9	66.7	3.0	4.5	0	0	5	0/0	70.1	1	-1	-1	0
01/08	Lions																
2022 TOTALS		4-0	21	14	195	66.7	9.3	13.9	1	0	63t	0/0	112.2	1	-1	-1	0

2021 GXG REGULAR SEASON (PACKERS)

DATE	OPPONENT	P/S	PASSING											RUSHING			
			ATT	CMP	YDS	PCT	Y/A	Y/C	TD	INT	LG	SK/YD	RATE	ATT	YDS	LG	TD
09/12	at Saints	P	7	5	68	71.4	9.7	13.6	0	0	32	1/4	102.1	0	0	0	0
09/20	Lions	P	0	0	0	0.0	0.0	0.0	0	0	0	0/0	0.0	3	-3	-1	0
09/26	at 49ers																
10/03	Steelers																
10/10	at Bengals																
10/17	at Bears																
10/24	Washington																
10/28	at Cardinals																
11/07	at Chiefs	S	34	19	190	55.9	5.6	10.0	1	1	35	1/11	69.5	5	23	8	0
11/14	Seahawks																
11/21	at Vikings	P	0	0	0	0.0	0.0	0.0	0	0	0	0/0	0.0	1	-1	-1	0
11/28	Rams																
12/12	Bears																
12/19	at Ravens																
12/25	Browns																
01/02	Vikings	P	4	2	19	50.0	4.8	9.5	0	0	12	0/0	63.5	2	9	10	0
01/09	at Lions	P	17	10	134	58.8	7.9	13.4	1	2	62t	1/8	64.0	1	-1	-1	0
2021 TOTALS		6-1	62	36	411	58.1	6.6	11.4	2	3	62t	3/23	68.7	12	27	10	0

2021 GXG POSTSEASON (PACKERS)

DATE	OPPONENT	P/S	PASSING											RUSHING			
			ATT	CMP	YDS	PCT	Y/A	Y/C	TD	INT	LG	SK/YD	RATE	ATT	YDS	LG	TD
01/22	49ers																
2021 TOTALS		0-0	0	0	0	0.0	0.0	0.0	0	0	0	0/0	0.0	0	0	0	0

RIDING BIKES TO PRACTICE

One of the most heartwarming and enduring of the Packers' many great traditions is the bike-riding one during training camp. Since at least the Vince Lombardi era, more than a half-century ago, players have been riding kids' bikes from the locker room at what is now Lambeau Field to the Packers' nearby practice field(s).

So far the earliest evidence of the tradition is a 1961 photo furnished (near right) by Keegan Wright showing Jim Temp (82) and Dan Currie (58) walking to practice while Lamar McHan (46) rides a kid's bike.

The tradition continues today as kids line up outside the stadium hoping to give a player a lift, and then again outside the practice field following practice. It's a tradition that not only has brought immediate joy to kids and players alike, but also led to lasting friendships.



58 ISAIAH McDUFFIE

LINEBACKER

Boston College

Fourth NFL Season

Fourth Packers Season



Ht: 6-1 » Wt: 227 » Born: July 21, 1999 » NFL Games Played/Started: 46/9 » Acquired: D6b-21

PRO HIGHLIGHTS:

► Played in 16 games in 2023 and set career highs in games started (eight), tackles (82, No. 2 on the team), solo tackles (52, tied for No. 3 on the team), tackles for a loss (five) and QB hits (three), and recorded the first half-sack and pass defended of his career.

► Appeared in both 2023 postseason contests and made his first career playoff start.

► Was tied for No. 4 on the team with four special teams tackles in 2023.

► Appeared in all 17 games and made his first career start in 2022, posting 30 tackles (19 solo) on defense and tying for the team lead with a career-high 13 special teams tackles.

► Registered a career-best 12 tackles (seven solo) on defense in a Week 10 win over Dallas in 2022.

► Played in 13 games as a rookie in 2021 and registered two tackles on special teams while also appearing in the postseason contest, where he recorded a special teams tackle.

► Selected by the Packers as the second of two picks in the sixth round (No. 220 overall) of the 2021 NFL Draft, becoming the 17th Boston College player drafted by the Packers and the first defensive player since DT B.J. Raji in 2009. It marked the first time Green Bay selected a Boston College player in back-to-back drafts (RB AJ Dillon in 2020).

2023 SEASON: Played in 16 games with eight starts and recorded a career-high 82 tackles (52 solo), a half-sack, four tackles for a loss, three QB hits and a pass defended... Ranked No. 2 on the team in total tackles and tied for No. 3 in solo tackles... Was tied for No. 4 on the team with four tackles on special teams... Appeared in both postseason contests with one start and recorded four tackles (three solo) on defense and a team-high two tackles on special teams... **vs. Detroit (Sept. 28):** Made his first start of the season in place of injured LB De'Vondre Campbell (ankle), recording seven tackles (three solo) and a QB hit. Also tied for the team lead with two tackles on special teams... **At Las Vegas (Oct. 9):** Started in place of an injured Campbell (ankle), registering a team-high 10 tackles (six solo). Notched a tackle for a loss when he stopped RB Josh Jacobs for a loss of a yard in the second quarter... **At Denver (Oct. 22):** Started in place of Campbell (ankle) for the third straight game and led the team with 10 tackles (seven solo)... **vs. L.A. Rams (Nov. 5):** Started in place of injured LB Quay Walker (groin), recording seven tackles (six solo) and two tackles for a loss. Dropped RB Royce Freeman for a loss on two different occasions; the first was for a loss of 5 yards on a first-down play and the second was for a loss of 3 yards on third down... **At Pittsburgh (Nov. 12):** Started in place of an injured Walker (groin) for the second straight week, tying for the team lead with 10 tackles (seven solo – tied career high) and a QB hit... **At Detroit (Nov. 23):** Started in place of an injured Campbell, recording 11 tackles (five solo). Forced a fourth-and-long situation for the Lions after tackling RB Jahmyr Gibbs for a short gain in the fourth quarter... **At N.Y. Giants (Dec. 11):** Started in place of an injured Walker (shoulder) and tied for the team lead with seven tackles (five solo), including a tackle for a loss when he stopped RB Saquon Barkley for a 3-yard

AT A GLANCE ...



- Played in 16 games in 2023 and set career highs in games started (eight), tackles (82, No. 2 on the team), solo tackles (52, tied for No. 3 on the team), tackles for a loss (five) and QB hits (three), and recorded the first half-sack and pass defended of his career. Also appeared in both postseason contests and made his first career playoff start.
- Saw action in all 17 games in 2022 and made his first career start. Posted 30 tackles (19 solo) on defense and was tied for the team lead with a career-high 13 special teams tackles.
- Played in 13 games as a rookie and registered two tackles on special teams while also appearing in the postseason contest, where he recorded a special teams tackle.
- Earned second-team All-Atlantic Coast Conference honors in 2020 after ranking No. 5 in the nation and No. 2 in the ACC with a career-best 107 tackles (54 solo).
- A two-way performer at linebacker and running back who played for his dad, head coach Stevenson McDuffie, at Bennett High School in Buffalo, N.Y. Was a three-time captain and finished with school records for single-season tackles (161), single-game tackles (29), career touchdowns (70) and career rushing yards (5,529).

loss on a first-quarter run... **At Carolina (Dec. 24):** Tied for the team lead with eight tackles (five solo) and a tackle for a loss. Stopped RB Chuba Hubbard behind the line of scrimmage for a loss of 2 yards on a fourth-down run, forcing a turnover on downs late in the second quarter... **At Minnesota (Dec. 31):** Started and played 15 snaps on defense in place of an injured Campbell (neck) before leaving in the second quarter with an injury (concussion). Recorded three tackles (one solo), his first career half-sack, a QB hit and his first career pass defended. Broke up a pass intended for TE Johnny Mundt in the first quarter. Split a sack of QB Jaren Hall with DL Colby Wooden in the second quarter that helped limit the Vikings to a FG two plays later.

2022: Appeared in all 17 games with one start, recording 30 tackles (19 solo) on defense... Was tied for No. 1 on the team with a career-high 13 tackles on special teams... **At Minnesota (Sept. 11):** Appeared on six snaps on defense, posting a solo tackle, and 16 snaps on special teams... **vs. N.Y. Giants (Oct. 9):** Appeared on 17 special teams snaps. Recovered a fumble by WR Amari Rodgers on a first-quarter punt return to maintain possession for Green Bay... **At Buffalo (Oct. 30):** Saw significant action on defense in place of Walker, who was ejected (unsportsmanlike conduct) late in the second quarter. Appeared on 40 of 59 snaps on defense and recorded four tackles (three solo) along with a tackle on special teams... **At Detroit (Nov. 6):** Made his first NFL start, opening in place of an injured Campbell (knee) and posting four tackles (two solo) and a tackle on special teams... **vs. Dallas (Nov. 13):** Appeared on 68 defensive snaps and led the team with a career-high 12 tackles (seven solo) along with a special teams tackle... **vs. Minnesota (Jan. 1):** Appeared on 12 defensive snaps, registering four tackles (two solo). Added a special teams tackle on 16 snaps... **vs. Detroit (Jan. 8):** Appeared on five defensive snaps and logged a tackle (solo). Was tied for the team lead with two tackles, tying his career high.

2021: Played in 13 games and recorded two tackles on special teams...Registered a tackle on special teams in the team's playoff game...**Vs. Detroit (Sept. 20):** Made his NFL debut, playing on 10 special teams snaps...**Vs. L.A. Rams (Nov. 28):** Played on 18 special teams snaps and recorded a career-high two tackles...**Vs. San Francisco (NFC Divisional, Jan. 22):** Played on 20 special teams snaps and registered a tackle...**2021 Draft:** Selected by the Packers as the second of two picks in the sixth round (No. 220 overall).

COLLEGE: Played in 37 games with 20 starts over four seasons (2017-20), registering 233 tackles (129 solo), 8½ sacks, 15½ tackles for a loss, an interception, a fumble recovery and four passes defended...Graduated with a degree in applied psychology and human development...**2020:** Started all 11 games and was earned second-team All-Atlantic Coast Conference recognition...Led the team, ranked No. 5 in the nation and ranked No. 2 in the ACC with a career-best 107 tackles (54 solo)...Also recorded a career-best 6½ tackles for a loss to go with three sacks, a pass defended, four QB hits and the first interception and fumble recovery of his career...According to Stathead.com, was one of three players in the FBS to post at least 100 tackles, three sacks and six tackles for a loss in 2020...Posted 10-plus tackles in seven games...Posted a career-best 16 tackles (eight solo), a QB hit and a fumble recovery vs. Notre Dame (Nov. 14), the second-most tackles by an ACC player all season...**2019:** Was a preseason All-ACC selection by *Athlon* and *Phil Steele's College Football*, but missed all but the last four games of the season due to injury, earning a redshirt...Returned from injury to play four games with three starts, recording 30 tackles (24 solo), 3½ tackles for a loss, two sacks and three QB hits...Posted 10-plus tackles in

the final two games of the season...**2018:** Saw action in all 12 games with six starts at strongside LB, finishing No. 2 on the team with 85 tackles (48 solo)...Also posted 5½ tackles for a loss, a career-high 3½ sacks, two passes defended and two QB hurries...Finished No. 16 in the ACC in tackles...Posted 12-plus tackles in three games...Finished the season recording eight-plus tackles in six of the final seven contests...**2017:** Appeared in all 13 games on special teams as a true freshman and earned some playing time at LB...Finished with 11 tackles (three solo) and a pass defended on the season.

PERSONAL: Given name Stevenson Isaiah McDuffie...Born in Buffalo, N.Y. ...His father, Stevenson (linebacker) and uncles Chris (running back) and Teddy (defensive back/safety) all played at the University of Buffalo...His cousin, Dylan, played running back at the University of Buffalo from 2018-21, at Georgia Tech in 2022 and at Kansas University in 2023...**High school:** A two-way performer at linebacker and running back who played for his dad at Bennett High School in Buffalo, N.Y. ...Was a three-time captain...Finished with school records for single-season tackles (161), single-game tackles (29), career touchdowns (70) and career rushing yards (5,529)...Registered 111 tackles, seven tackles for a loss, three sacks, five forced fumbles, three fumble recoveries and an INT as a senior...Also rushed for 1,531 yards and 21 TDs on offense...Was a two-time *USA Today* first-team all-state selection and a three-time All-Western New York performer...Led the team to the 2016 Section VI Class A championship...Named Class A MVP and Player of the Year in 2016...Selected as the *USA Today* Defensive Player of the Year for New York as a junior...Rated the No. 4 prospect in New York by Rivals.com...Listed as the No. 2 outside linebacker prospect in New York and the ninth best in the East by Scout.com.

NFL debut: vs. Detroit, 9/20/22
First NFL start: at Detroit, 11/6/22
First NFL sack: at Vikings, 12/31/23 (½, J.Hall)

CAREER TRANSACTIONS

- 2021 Selected by Green Bay Packers as the second of two picks in the sixth round (No. 220 overall), of '21 Draft, May 1... Signed first contract, May 14.

ISIAH MCDUFFIE'S NFL REGULAR-SEASON DEFENSIVE STATISTICS

YEAR	TEAM	GP	GS	TK	S	TACKLES					INTERCEPTIONS					ST			MISC									
						A	TFL	YDS	SK	YDS	QBH	NO	YDS	LG	TD	PD	FF	FR	TD	YDS	TK	S	A	FF	FR	S	A	
2021	Packers	13	0	0	0	0	0	0	0.0	0.0	0	0	0	0	0	0	0	0	0	0	0	2	0	2	0	0	0	0
2022	Packers	17	1	30	19	11	0	0	0.0	0.0	0	0	0	0	0	0	0	0	0	0	0	13	8	5	0	1	0	0
2023	Packers	16	8	82	52	30	5	8	0.5	5.0	3	0	0	0	0	1	0	0	0	0	0	4	4	0	0	0	0	0
NFL TOTALS		46	9	112	71	41	5	8	0.5	5.0	3	0	0	0	0	1	0	0	0	0	0	19	12	7	0	1	0	0

ISIAH MCDUFFIE'S NFL POSTSEASON DEFENSIVE STATISTICS

YEAR	TEAM	GP	GS	TK	S	TACKLES					INTERCEPTIONS					ST			MISC									
						A	TFL	YDS	SK	YDS	QBH	NO	YDS	LG	TD	PD	FF	FR	TD	YDS	TK	S	A	FF	FR	S	A	
2021	Packers	1	0	0	0	0	0	0.0	0.0	0.0	0	0	0	0	0	0	0	0	0	0	0	1	1	0	0	0	0	0
2023	Packers	2	1	4	3	1	0	0	0.0	0.0	0	0	0	0	0	0	0	0	0	0	0	2	2	0	0	0	0	0
NFL TOTALS		3	1	4	3	1	0	0	0.0	0.0	0	0	0	0	0	0	0	0	0	0	0	3	3	0	0	0	0	0

SINGLE-GAME HIGHS: DEFENSIVE

Total Tackles 12 vs. Dallas Cowboys, Nov 13, 2022
 11 at Detroit Lions, Nov 23, 2023
Solo Tackles 7 at Pittsburgh Steelers, Nov 12, 2023
 7 at Denver Broncos, Oct 22, 2023
 ...1 more at 7.
Sacks 0.5 at Minnesota Vikings, Dec 31, 2023

Passes Defended 1 at Minnesota Vikings, Dec 31, 2023
Tackles For Loss 2 vs. Los Angeles Rams, Nov 05, 2023
 1 at Carolina Panthers, Dec 24, 2023
 ...2 more at 1.
Special Teams Tackles 2 vs. Detroit Lions, Sep 28, 2023
 2 vs. Detroit Lions, Jan 08, 2023
 ...1 more at 2.

2023 GXG REGULAR SEASON (PACKERS)

DATE	OPPONENT	P/S	TK	S	A	SK	YDS	INT	PD	FF	FR
09/10	at Bears	P	3	2	1	0.0	0.0	0	0	0	0
09/17	at Falcons	P	0	0	0	0.0	0.0	0	0	0	0
09/24	Saints	P	6	5	1	0.0	0.0	0	0	0	0
09/28	Lions	S	7	3	4	0.0	0.0	0	0	0	0
10/09	at Raiders	S	10	6	4	0.0	0.0	0	0	0	0
10/22	at Broncos	S	10	7	3	0.0	0.0	0	0	0	0
10/29	Vikings	P	0	0	0	0.0	0.0	0	0	0	0
11/05	Rams	S	7	6	1	0.0	0.0	0	0	0	0
11/12	at Steelers	S	10	7	3	0.0	0.0	0	0	0	0
11/19	Chargers	P	0	0	0	0.0	0.0	0	0	0	0
11/23	at Lions	S	11	5	6	0.0	0.0	0	0	0	0
12/03	Chiefs	P	0	0	0	0.0	0.0	0	0	0	0
12/11	at Giants	S	7	5	2	0.0	0.0	0	0	0	0
12/17	Buccaneers	P	0	0	0	0.0	0.0	0	0	0	0
12/24	at Panthers	P	8	5	3	0.0	0.0	0	0	0	0
12/31	at Vikings	S	3	1	2	0.5	5.0	0	1	0	0
01/07	Bears					INACTIVE/INJURY					
2023 TOTALS		16-8	82	52	30	0.5	5.0	0	1	0	0

2023 GXG POSTSEASON (PACKERS)

DATE	OPPONENT	P/S	TK	S	A	SK	YDS	INT	PD	FF	FR
01/14	at Cowboys	P	4	3	1	0.0	0.0	0	0	0	0
01/20	at 49ers	S	0	0	0	0.0	0.0	0	0	0	0
2023 TOTALS		2-1	4	3	1	0.0	0.0	0	0	0	0

2021 GXG REGULAR SEASON (PACKERS)

DATE	OPPONENT	P/S	TK	S	A	SK	YDS	INT	PD	FF	FR
09/12	at Saints					INACTIVE					
09/20	Lions	P	0	0	0	0.0	0.0	0	0	0	0
09/26	at 49ers	P	0	0	0	0.0	0.0	0	0	0	0
10/03	Steelers	P	0	0	0	0.0	0.0	0	0	0	0
10/10	at Bengals	P	0	0	0	0.0	0.0	0	0	0	0
10/17	at Bears					INACTIVE					
10/24	Washington	P	0	0	0	0.0	0.0	0	0	0	0
10/28	at Cardinals	P	0	0	0	0.0	0.0	0	0	0	0
11/07	at Chiefs					INACTIVE					
11/14	Seahawks	P	0	0	0	0.0	0.0	0	0	0	0
11/21	at Vikings	P	0	0	0	0.0	0.0	0	0	0	0
11/28	Rams	P	0	0	0	0.0	0.0	0	0	0	0
12/12	Bears					INACTIVE					
12/19	at Ravens	P	0	0	0	0.0	0.0	0	0	0	0
12/25	Browns	P	0	0	0	0.0	0.0	0	0	0	0
01/02	Vikings	P	0	0	0	0.0	0.0	0	0	0	0
01/09	at Lions	P	0	0	0	0.0	0.0	0	0	0	0
2021 TOTALS		13-0	0	0	0	0.0	0.0	0	0	0	0

2021 GXG POSTSEASON (PACKERS)

DATE	OPPONENT	P/S	TK	S	A	SK	YDS	INT	PD	FF	FR
01/22	49ers	P	0	0	0	0.0	0.0	0	0	0	0
2021 TOTALS		1-0	0	0	0	0.0	0.0	0	0	0	0

2022 GXG REGULAR SEASON (PACKERS)

DATE	OPPONENT	P/S	TK	S	A	SK	YDS	INT	PD	FF	FR
09/11	at Vikings	P	1	1	0	0.0	0.0	0	0	0	0
09/18	Bears	P	0	0	0	0.0	0.0	0	0	0	0
09/25	at Buccaneers	P	0	0	0	0.0	0.0	0	0	0	0
10/02	Patriots	P	0	0	0	0.0	0.0	0	0	0	0
10/09	Giants	P	0	0	0	0.0	0.0	0	0	0	0
10/16	Jets	P	0	0	0	0.0	0.0	0	0	0	0
10/23	at Commanders	P	0	0	0	0.0	0.0	0	0	0	0
10/30	at Bills	P	4	3	1	0.0	0.0	0	0	0	0
11/06	at Lions	S	4	2	2	0.0	0.0	0	0	0	0
11/13	Cowboys	P	12	7	5	0.0	0.0	0	0	0	0
11/17	Titans	P	1	1	0	0.0	0.0	0	0	0	0
11/27	at Eagles	P	3	2	1	0.0	0.0	0	0	0	0
12/04	at Bears	P	0	0	0	0.0	0.0	0	0	0	0
12/19	Rams	P	0	0	0	0.0	0.0	0	0	0	0
12/25	at Dolphins	P	0	0	0	0.0	0.0	0	0	0	0
01/01	Vikings	P	4	2	2	0.0	0.0	0	0	0	0
01/08	Lions	P	1	1	0	0.0	0.0	0	0	0	0
2022 TOTALS		17-1	30	19	11	0.0	0.0	0	0	0	0

THE LOMBARDI SWEEP

Vince Lombardi was fond of saying: "Every football team eventually arrives at a lead play. It becomes the team's bread-and-butter play ... My No. 1 play has been the power sweep, sometimes called the Lombardi Sweep." The call in the huddle was Red Right 49, and the play unfolded with the halfback – Paul Hornung (No. 5) when he was in his prime – carrying the ball around right end following his pulling guards, Jerry Kramer (64) and Fuzzy Thurston (63).

Companion plays in Lombardi's offense included the weak-side sweep with the fullback as the ball carrier and also the halfback option pass.





XAVIER MCKINNEY 29

SAFETY
Alabama

First NFL Season
First Packers Season

Ht: 6-0 » Wt: 201 » Born: August 9, 1999 » NFL Games Played/Started: 49/48 » Acquired: UFA (NYG)-24

PRO HIGHLIGHTS:

➤ Signed with the Packers as an unrestricted free agent on March 15, 2024, after spending his first four seasons with the N.Y. Giants.

➤ Played in 49 games with 46 starts for the Giants (2020-23), recording a team-high 277 tackles (179 solo), 27 passes defended (No. 2 on the team), nine interceptions (No. 1 on the team), six tackles for a loss, 1½ sacks, two forced fumbles and two fumble recoveries over that span.

➤ Was one of only two NFL players (S Jordan Whitehead) to register 250-plus tackles (254), eight-plus INTs (eight) and 25-plus passes defended (26) over the past three seasons (2021-23).

➤ Ranked No. 2 in the NFL (per STATS) among NFL safeties in passes defended (26) over the past three seasons behind only Justin Simmons (27).

➤ During his four seasons with the Giants, helped the defense rank No. 10 in the NFL over that span in opponent passer rating (89.0) and tied for No. 7 in TD passes allowed (91).

➤ In 2023, was one of only four players in the league (Antoine Winfield Jr., Julian Love, Quincy Williams) to post 100-plus tackles (116), 10-plus passes defended (11), a forced fumble (one) and a fumble recovery (two). Was the first Giant to hit those marks in a season since DB Terrell Thomas in 2010.

➤ Was tied for the league lead among safeties with a career-high five INTs in 2021.

➤ Was one of only two players in the NFL to register two multi-INT games in 2021 (Patriots CB J.C. Jackson).

➤ Was selected by the Giants in the second round (No. 36 overall) of the 2020 NFL Draft, joining S Landon Collins (second round, 2015) as the only defensive backs drafted in the first two rounds by New York out of the University of Alabama.

2023 SEASON: Started all 17 games for the first time in his career, ranking No. 2 on the team with a career-high 116 tackles (78 solo), three INTs, a career-high 11 passes defended (tied for the team lead) and a career-best two fumble recoveries...Was one of only four players in the league (Winfield Jr., Love, Williams) to post 100-plus tackles, 10-plus passes defended (11), a forced fumble and a fumble recovery...Was tied for No. 4 among NFL safeties in passes defended...**Vs. Dallas (Sept. 10):** Registered four tackles (one solo) and two passes defended...**At Miami (Oct. 8):** Recorded eight tackles (seven solo), a forced fumble and a pass defended. Early in the second quarter, forced a fumble by RB Devon Achane that LB Kayvon Thibodeaux recovered at the New York 38...**At Las Vegas (Nov. 5):** Led the team with 10 tackles (seven solo)...**At Dallas (Nov. 12):** Registered 10 tackles (eight solo), marking the first time in his career that he posted a double-digit tackle total in back-to-back games...**At Washington (Nov. 19):** Led the secondary with a career-high 13 tackles (eight solo), a tackle for a loss and a fumble recovery. Midway through the first quarter, recovered a TE Logan Thomas fumble at the Washington 45 that set up a TD for the Giants four plays later...**Vs. New England (Nov. 26):** Recorded a double-digit tackle total for the fourth straight game, posting a team-high 10 tackles (four solo) while adding two passes defended and an interception. Early in the fourth

AT A GLANCE ...



- First name is pronounced ZAY-vier.
- Was one of only two NFL players (S Jordan Whitehead) to register 250-plus tackles (254), eight-plus interceptions (eight) and 25-plus passes defended (26) over the past three seasons (2021-23).
- Ranked No. 2 in the NFL (per STATS) among NFL safeties in passes defended (26) over the past three seasons behind only Justin Simmons (27).
- In 2023, was one of only four players in the league (Antoine Winfield Jr., Julian Love, Quincy Williams) to post 100-plus tackles (116), 10-plus passes defended (11), a forced fumble (one) and a fumble recovery (two). Was the first Giant to hit those marks in a season since DB Terrell Thomas in 2010.
- Was tied for the league lead among safeties with a career-high five INTs in 2021.
- During his four seasons with the Giants, helped the defense rank No. 10 in the NFL over that span in opponent passer rating (89.0) and tied for No. 7 in TD passes allowed (91).
- As a junior at Alabama in 2019, earned first-team All-Southeastern Conference honors from the coaches and media and was named a semifinalist for the Jim Thorpe Award, presented annually to the nation's top defensive back.

quarter, picked off QB Bailey Zappe and returned it 18 yards to the New England 32 to set up what would prove to be the game-winning 42-yard FG...**Vs. Philadelphia (Jan. 7):** Matched his career high with two INTs and posted a career-best three passes defended along with six tackles (two solo). Posted the INTs late in the first half on back-to-back plays, first intercepting a QB Jalen Hurts deep pass at the New York 36 and then after the Giants went three-and-out, picking off QB Marcus Mariota's short pass at the Philadelphia 16 on the Eagles' next offensive play from scrimmage.

2022: Started all nine games he appeared in, recording 44 tackles (28 solo), two tackles for a loss, a sack, five passes defended and a forced fumble...Was sidelined for seven games (reserve/non-football injury list in Weeks 10-16) due to a hand injury and dressed but did not play in Week 18 with the team having already clinched a playoff berth...Saw his NFL-long streak of 1,432 consecutive defensive snaps played end when he did not play vs. Houston in Week 10...**Vs. Baltimore (Oct. 16):** Posted a season-high nine tackles (five solo)...**At Jacksonville (Oct. 23):** Registered three tackles (all solo) and his first career forced fumble, forcing one on a RB Travis Etienne run at the Giants' 5-yard line that was recovered by Love in the end zone for a touchback. Later in the game, was credited with stopping WR Christian Kirk at the 1-yard line on the final play of the game to seal the 23-17 win...**At Seattle (Oct. 30):** Posted his first career sack when he brought down QB Geno Smith for an 8-yard loss on third down in the second quarter to force a punt...**Vs. Indianapolis (Jan. 1):** Made his return from injury after missing seven games and finished with seven tackles (four solo) and a pass defended...**At Minnesota (NFC Wild Card, Jan. 15):** Led the team with eight tackles (four solo) and a pass defended in his NFL playoff debut...**At Philadelphia (NFC Divisional, Jan. 21):** Posted eight tackles (four solo), including a 6-yard sack of

VETERANS

COMMUNITY

ADMIN. & COACHES

MCKINNEY

DRAFT & FREE AGENTS

2023 REVIEW

RECORDS & HISTORY

LAMBEAU FIELD

MISC.

Hurts in the third quarter, forcing a fumble that Hurts recovered. On the next play, stopped WR DeVonta Smith for a 1-yard loss on a short pass.

2021: Played in all 17 games with 16 starts and recorded 93 tackles (59 solo), a career-high five INTs, 10 passes defended and a tackle for a loss...Was tied for No. 1 in the league among safeties and tied for No. 4 among all players in INTs...Was one of only two players in the NFL to register two multi-INT games (Jackson)...**Vs. Denver (Sept. 12):** Posted three tackles (all solo) and two passes defended...**Vs. L.A. Rams (Oct. 17):** Recorded the first multi-INT of his career, picking off QB Matthew Stafford on a deep pass on the final play of the first half and returning it 23 yards and then later intercepting QB John Wolford on a third-down pass in the fourth quarter...**Vs. Las Vegas (Nov. 7):** Earned NFC Defensive Player of the Week honors after registering seven tackles (four solo) and two INTs, including a pick early in the third quarter off of QB Derek Carr that he returned 41 yards for a TD...**Vs. Philadelphia (Nov. 28):** Led the team with a season-high eight tackles (four solo), an interception and two passes defended. Midway through the third quarter, picked off a deep pass from Hurts at the New York 46...**Vs. Washington (Jan. 9):** Matched his season high with eight tackles (six solo).

2020: Appeared in six games with four starts as a rookie and registered 24 tackles (14 solo), a tackle for a loss, an INT and a pass defended...Was on injured reserve for the first 10 games of the season after undergoing surgery to repair a fractured foot that he suffered in training camp...**At Cincinnati (Nov. 29):** Appeared on five snaps on defense and nine on special teams in his NFL debut...**Vs. Arizona (Dec. 13):** Made his first NFL start and posted four tackles (one solo) in 38 snaps of work...**Vs. Cleveland (Dec. 20):** With CB James Bradberry sidelined, started at LCB and registered four tackles (two solo)...**At Baltimore (Dec. 27):** Started and recorded a season-high eight tackles (season-best seven solo)...**Vs. Dallas (Jan. 3):** Started and matched his season high with eight tackles (four solo), including a tackle for a loss. Brought down WR CeeDee Lamb for a 3-yard loss on a completion from QB Andy Dalton in the third quarter. With just over a minute remaining in the game, posted his first INT in the NFL when he picked off Dalton on a deep pass intended for TE Dalton Schultz to seal the 23-19 win...**2020 Draft:** Was selected by the Giants in the second round (No. 36 overall), the first safety to be drafted in 2020.

COLLEGE: Played in 41 games with 28 starts during his three seasons at Alabama, posting 176 tackles (108 solo), 13 tackles for a loss, six sacks, five INTs (two returned for TDs), 20 passes defended, five forced fumbles and one fumble recovery...Majored in financial planning...**2019:** Started all 13 games, earning All-SEC honors from the coaches and media after leading the team with a career-high 95 tackles (59 solo), 5½ tackles for a loss, three sacks, three INTs, five passes defended and a conference-leading four forced fumbles...Earned second-team All-America recognition from the AFCA,

Sporting News and Walter Camp and third-team honors from *The Associated Press*...Was named a semifinalist for the Jim Thorpe Award, presented annually to the nation's top defensive back...Was selected by the coaching staff as one of the team's defensive players of the week eight times on the season...Led the team with nine tackles (five solo) and added an INT at South Carolina (Sept. 14)...Posted a career-high 13 tackles (10 solo) vs. Ole Miss (Sept. 28)...Matched his career high with 13 tackles (nine solo), including 2½ tackles for a loss and a career-high two sacks, vs. eventual national champion LSU (Nov. 9)...Forced three turnovers vs. Western Carolina (Nov. 23), forcing a fumble and intercepting two passes, highlighted by an 81-yard TD return...Tied for the team lead with 10 tackles (four solo) and added a sack in his career finale vs. Michigan (Jan. 1) in the Citrus Bowl...**2018:** Started all 15 games and posted 73 tackles (44 solo), six tackles for a loss, three sacks, two INTs, 10 passes defended and a forced fumble...Intercepted his first career pass, returning it 30 yards for a TD at Ole Miss (Sept. 15)...Posted seven tackles (five solo) and a sack vs. Texas A&M (Sept. 22)...Registered five tackles (four solo), a sack and his first career forced fumble at Tennessee (Oct. 20)...Earned Defensive MVP honors vs. Oklahoma (Dec. 29) in the Orange Bowl after posting five tackles (three solo) and a career-high four passes defended...Led the team with seven tackles (six solo) vs. Clemson (Jan. 7) in the College Football Playoff National Championship...**2017:** Appeared in 13 of 14 games as a true freshman, seeing time primarily on special teams...Registered eight tackles (five solo), including 1½ tackles for a loss...Made his collegiate debut on special teams vs. Florida State (Sept. 2)...Saw time in the secondary for the first time and posted two tackles (one solo) vs. Fresno State (Sept. 9)...Played on special teams in the win over Georgia (Jan. 8) in the national title game.

PERSONAL: Given name Xavier Avis McKinney...First name is pronounced ZAY-vier...Born in East St. Louis, Ill. ...**High school:** Was selected as the Georgia Class 7A Defensive Player of the Year by the *Atlanta Journal-Constitution* as a senior in 2016 at Roswell (Ga.) High School after recording 82 tackles, seven INTs, nine passes defended, two forced fumbles and two fumble recoveries...Was a four-year letterwinner, playing numerous positions in the secondary as well as wide receiver...Participated in the Under Armour All-America Game and Nike's 2016 "The Opening"...Registered 111 tackles, four tackles for a loss, two sacks, 13 passes defended and nine INTs as a junior, including two that he returned for TDs...Also played basketball...**Community involvement:** Hosted the Xavier McKinney All-Star Bowling event to benefit the United Way of New York City's ReadNYC Campaign...Attended the Father-Son Breakfast at Iona Prep to speak with students about his NFL journey...Participated in a virtual conversation for Mental Health Awareness Month with students across New York City to share the importance of mental health...Partnered with Stop and Shop to distribute meals and to meet members of the Bronx community...Met with members from the Wounded Warriors Project during their visit at the team facility to watch practice and enjoy a day with the Giants.

NFL debut: at Cincinnati, 11/29/20

First NFL start: vs. Arizona, 12/13/20

First NFL interception: vs. L.A. Rams, 10/17/21 (M.Stafford)

Touchdowns (1): vs. Las Vegas, 11/7/21, 41-yard INT return (D.Carr)

CAREER TRANSACTIONS

- 2020 Selected by N.Y. Giants in the second round (36th overall) of '20 NFL Draft, April 24...Signed first contract, July 27...Placed on injured reserve (foot), Sept. 7...Activated from injured reserve, Nov. 28.
- 2021 Placed on reserve/COVID-19, Nov. 3...Activated from reserve/COVID-19, Nov. 5...Placed on reserve/COVID-19, Dec. 15...Activated from reserve/COVID-19, Dec. 18.
- 2022 Placed on reserve/non-football injury (hand), Nov. 7...Activated from reserve/non-football injury, Dec. 31.
- 2024 Signed by Green Bay Packers as unrestricted free agent, March 15.

XAVIER MCKINNEY'S NFL REGULAR-SEASON DEFENSIVE STATISTICS

YEAR	TEAM	TACKLES										INTERCEPTIONS										ST				MISC			
		GP	GS	TK	S	A	TFL	YDS	SK	YDS	QBH	NO	YDS	LG	TD	PD	FF	FR	TD	YDS	TK	S	A	FF	FR	S	A		
2020	Giants	6	4	24	14	10	1	3	0.0	0.0	0	1	0	0	0	1	0	0	0	0	1	0	1	0	0	0	0		
2021	Giants	17	16	93	59	34	1	2	0.0	0.0	0	5	64	41t	1	10	0	0	0	0	0	0	0	0	0	0			
2022	Giants	9	9	44	28	16	2	8	1.0	8.0	1	0	0	0	0	5	1	0	0	0	0	1	1	0	0	0			
2023	Giants	17	17	116	78	38	2	2	0.5	3.0	1	3	22	18	0	11	1	2	0	0	0	0	0	0	0	0			
NFL TOTALS		49	46	277	179	98	6	15	1.5	11.0	2	9	86	41t	1	27	2	2	0	0	2	1	0	0	0	0			

XAVIER MCKINNEY'S NFL POSTSEASON DEFENSIVE STATISTICS

YEAR	TEAM	TACKLES										INTERCEPTIONS										ST				MISC			
		GP	GS	TK	S	A	TFL	YDS	SK	YDS	QBH	NO	YDS	LG	TD	PD	FF	FR	TD	YDS	TK	S	A	FF	FR	S	A		
2022	Giants	2	2	16	8	8	1	1	1.0	6.0	0	0	0	0	0	2	1	0	0	0	0	0	0	0	0	0	0		
NFL TOTALS		2	2	16	8	8	1	1	1.0	6.0	0	0	0	0	0	2	1	0	0	0	0	0	0	0	0	0	0		

SINGLE-GAME HIGHS: DEFENSIVE

Total Tackles	13 at Washington Commanders, Nov 19, 2023 10 at Philadelphia Eagles, Dec 25, 2023 ...3 more at 10.	Fumble Recoveries	1 vs. Green Bay Packers, Dec 11, 2023 1 at Washington Commanders, Nov 19, 2023 1 vs. Los Angeles Rams, Dec 31, 2023
Solo Tackles	8 at Washington Commanders, Nov 19, 2023 8 at Dallas Cowboys, Nov 12, 2023	Tackles For Loss	1 at Washington Commanders, Nov 19, 2023 ...4 more at 1.
Sacks	1.0 at Seattle Seahawks, Oct 30, 2022 0.5 at Philadelphia Eagles, Dec 25, 2023	Interceptions	2 vs. Philadelphia Eagles, Jan 07, 2024 2 vs. Las Vegas Raiders, Nov 07, 2021 ...1 more at 2.
Passes Defensed	3 vs. Philadelphia Eagles, Jan 07, 2024 2 vs. New England Patriots, Nov 26, 2023 ...7 more at 2.	Interception Return Yards	41 vs. Las Vegas Raiders, Nov 07, 2021 23 vs. Los Angeles Rams, Oct 17, 2021
Forced Fumbles	1 at Miami Dolphins, Oct 08, 2023 1 at Jacksonville Jaguars, Oct 23, 2022	Special Teams Tackles	1 vs. Chicago Bears, Oct 02, 2022 1 at Cincinnati Bengals, Nov 29, 2020

2023 GXG REGULAR SEASON (GIANTS)

DATE	OPPONENT	P/S	TK	S	A	SK	YDS	INT	PD	FF	FR
09/10	Cowboys	S	4	1	3	0.0	0.0	0	2	0	0
09/17	at Cardinals	S	7	6	1	0.0	0.0	0	1	0	0
09/21	at 49ers	S	7	6	1	0.0	0.0	0	0	0	0
10/02	Seahawks	S	3	2	1	0.0	0.0	0	0	0	0
10/08	at Dolphins	S	8	7	1	0.0	0.0	0	1	1	0
10/15	at Bills	S	6	5	1	0.0	0.0	0	0	0	0
10/22	Commanders	S	3	3	0	0.0	0.0	2	0	0	0
10/29	Jets	S	5	4	1	0.0	0.0	0	0	0	0
11/05	at Raiders	S	10	7	3	0.0	0.0	0	0	0	0
11/12	at Cowboys	S	10	8	2	0.0	0.0	0	0	0	0
11/19	at Commanders	S	13	8	5	0.0	0.0	0	0	1	0
11/26	Patriots	S	10	4	6	0.0	0.0	1	2	0	0
12/11	Packers	S	4	1	3	0.0	0.0	0	0	1	0
12/17	at Saints	S	4	3	1	0.0	0.0	0	0	0	0
12/25	at Eagles	S	10	7	3	0.5	3.0	0	0	0	0
12/31	Rams	S	6	4	2	0.0	0.0	0	0	0	0
01/07	Eagles	S	6	2	4	0.0	0.0	2	3	0	0
2023 TOTALS		17-17	116	78	38	0.5	3.0	3	11	1	2

2022 GXG REGULAR SEASON (GIANTS)

DATE	OPPONENT	P/S	TK	S	A	SK	YDS	INT	PD	FF	FR	
09/11	at Titans	S	5	3	2	0.0	0.0	0	0	0	0	
09/18	Panthers	S	5	3	2	0.0	0.0	0	2	0	0	
09/26	Cowboys	S	6	5	1	0.0	0.0	0	1	0	0	
10/02	Bears	S	4	1	3	0.0	0.0	0	0	0	0	
10/09	at Packers	S	3	2	1	0.0	0.0	0	1	0	0	
10/16	Ravens	S	9	5	4	0.0	0.0	0	0	0	0	
10/23	at Jaguars	S	3	3	0	0.0	0.0	0	0	0	1	
10/30	at Seahawks	S	2	2	0	1.0	8.0	0	0	0	0	
11/13	Texans		NON-FOOTBALL INJURY (NF)									
11/20	Lions		NON-FOOTBALL INJURY (NF)									
11/24	at Cowboys		NON-FOOTBALL INJURY (NF)									
12/04	Commanders		NON-FOOTBALL INJURY (NF)									
12/11	Eagles		NON-FOOTBALL INJURY (NF)									
12/18	at Commanders		NON-FOOTBALL INJURY (NF)									
12/24	at Vikings		NON-FOOTBALL INJURY (NF)									
01/01	Colts	S	7	4	3	0.0	0.0	1	1	0	0	
01/08	at Eagles		DID NOT PLAY									
2022 TOTALS		9-9	44	28	16	1.0	8.0	0	5	1	0	

2021 GXG REGULAR SEASON (GIANTS)

DATE	OPPONENT	P/S	TK	S	A	SK	YDS	INT	PD	FF	FR
09/12	Broncos	S	3	3	0	0.0	0.0	0	2	0	0
09/16	at Washington	P	3	1	2	0.0	0.0	0	0	0	0
09/26	Falcons	S	6	5	1	0.0	0.0	0	0	0	0
10/03	at Saints	S	6	3	3	0.0	0.0	0	0	0	0
10/10	at Cowboys	S	6	5	1	0.0	0.0	0	0	0	0
10/17	Rams	S	3	3	0	0.0	0.0	2	2	0	0
10/24	Panthers	S	5	3	2	0.0	0.0	0	1	0	0
11/01	at Chiefs	S	7	3	4	0.0	0.0	0	0	0	0
11/07	Raiders	S	7	4	3	0.0	0.0	2	2	0	0
11/22	at Buccaneers	S	7	5	2	0.0	0.0	0	0	0	0
11/28	Eagles	S	8	4	4	0.0	0.0	1	2	0	0
12/05	at Dolphins	S	6	4	2	0.0	0.0	0	0	0	0
12/12	at Chargers	S	3	2	1	0.0	0.0	0	0	0	0
12/19	Cowboys	S	3	0	3	0.0	0.0	0	0	0	0
12/26	at Eagles	S	6	4	2	0.0	0.0	0	0	0	0
01/02	at Bears	S	6	4	2	0.0	0.0	0	1	0	0
01/09	Washington	S	8	6	2	0.0	0.0	0	0	0	0
2021 TOTALS		17-16	93	59	34	0.0	0.0	5	10	0	0

2022 GXG POSTSEASON (GIANTS)

DATE	OPPONENT	P/S	TK	S	A	SK	YDS	INT	PD	FF	FR
01/15	at Vikings	S	8	4	4	0.0	0.0	0	1	0	0
01/21	at Eagles	S	8	4	4	1.0	6.0	0	1	1	0
2022 TOTALS		2-2	16	8	8	1.0	6.0	0	2	1	0

2020 GXG REGULAR SEASON (GIANTS)

DATE	OPPONENT	P/S	TK	S	A	SK	YDS	INT	PD	FF	FR	
09/14	Steelers		INJURED RESERVE									
09/20	at Bears		INJURED RESERVE									
09/27	49ers		INJURED RESERVE									
10/04	at Rams		INJURED RESERVE									
10/11	at Cowboys		INJURED RESERVE									
10/18	Washington		INJURED RESERVE									
10/22	at Eagles		INJURED RESERVE									
11/02	Buccaneers		INJURED RESERVE									
11/08	at Washington		INJURED RESERVE									
11/15	Eagles		INJURED RESERVE									
11/29	at Bengals	P	0	0	0	0.0	0.0	0	0	0	0	
12/06	at Seahawks	P	0	0	0	0.0	0.0	0	0	0	0	
12/13	Cardinals	S	4	1	3	0.0	0.0	0	0	0	0	
12/20	Browns	S	4	2	2	0.0	0.0	0	0	0	0	
12/27	at Ravens	S	8	7	1	0.0	0.0	0	0	0	0	
01/03	Cowboys	S	8	4	4	0.0	0.0	1	1	0	0	
2020 TOTALS		6-4	24	14	10	0.0	0.0	1	1	0	0	

80 BO MELTON

WIDE RECEIVER

Rutgers

First NFL Season

First Packers Season



Ht: 5-11 » Wt: 189 » Born: May 18, 1999 » NFL Games Played/Started: 5/1 » Acquired: FA-22 (PS-Sea.)

PRO HIGHLIGHTS:

► Played in five games with one start for the Packers last season, posting 16 receptions for 218 yards (13.6 avg.) and a TD along with three carries for 21 yards (7.0 avg.).

► Picked up first downs on 13 of his 16 receptions (81.3 pct.) and had six catches for 90 yards (15.0 avg.) and a TD on third down.

► Made his first NFL start at Minnesota in Week 17 and posted a career-high six catches for a career-best 105 yards (17.5 avg.) and a TD, becoming the first Packer to post 100-plus receiving yards and a receiving TD in his first NFL start since WR Jarrett Boykin in 2013.

► Was signed to Green Bay's active roster from Seattle's practice squad on Dec. 27, 2022.

► Was selected by the Seahawks in the seventh round (No. 229 overall) of the 2022 NFL Draft, the first WR from Rutgers to be drafted since Leonte Carroo (third round) by the Miami Dolphins in 2016.

2023 SEASON: Appeared in five games with one start, posting 16 receptions for 218 yards (13.6 avg.) and a TD along with three carries for 21 yards (7.0 avg.)...Picked up first downs on 13 of his 16 receptions (81.3 pct.) and had six catches for 90 yards (15.0 avg.) and a TD on third down...Added a tackle on special teams... Was signed to the active roster from the practice squad on Jan. 1, 2024...Was a gameday elevation to the active roster from the practice squad in Weeks 15-17...Was also signed to the active roster earlier in the season (Nov. 22) before being released and then re-signed to the practice squad...Played in both postseason contests, posting two catches for 26 yards (13.0 avg.) and a TD... **At Detroit (Nov. 23):** Made his NFL debut, appearing on two plays on offense and six on special teams...**Vs. Tampa Bay (Dec. 17):** Played 18 snaps on offense and posted his first NFL reception when he hauled in a 7-yard pass from QB Jordan Love to the Tampa Bay 13 in the third quarter...**At Carolina (Dec. 24):** Appeared on 25 plays on offense, catching four passes for 44 yards (11.0 avg.) with three of the receptions picking up first downs...**At Minnesota (Dec. 31):** Made his first NFL start and appeared on a career-high 49 snaps, tying for the team lead with a career-high six catches for a career-best and team-leading 105 yards (17.5 avg.). Posted his first NFL touchdown catch when he hauled in a 9-yard pass from Love late in the third quarter. On Green Bay's final series, registered a career-long 37-yard reception from QB Sean Clifford, the sixth time on the night that he picked up a first down on a catch. Became the first Packer to post 100-plus receiving yards and a receiving TD in his first NFL start since Boykin in 2013. Also recorded a tackle on kickoff coverage...**Vs. Chicago (Jan. 7):** Played 45 of 60 snaps and posted five receptions for 62 yards (12.4 avg.), picking up three first downs. Added two carries for 14 yards (7.0 avg.), including a career-long 12-yard run...**At San Francisco (NFC Divisional, Jan. 20):** Appeared on 17 plays on offense and five on special teams, hauling in a 19-yard TD pass from Love in the back of the end zone in the third quarter. On the previous play, drew a 41-yard pass-interference penalty on CB Ambry Thomas on third-and-15 that gave Green Bay the ball at the San Francisco 19.

2022: Was signed by Green Bay to the active roster from the Seattle Seahawks' practice squad on Dec. 27...Was inactive (healthy scratch) for the final two games of the season...Spent the first 16 weeks of the season on Seattle's practice squad...**2022**

AT A GLANCE ...



- Appeared in five games with one start for the Packers last season, posting 16 receptions for 218 yards (13.6 avg.) and a TD along with three carries for 21 yards (7.0 avg.).
- Made his first NFL start at Minnesota in Week 17 and posted a career-high six catches for a career-best 105 yards (17.5 avg.) and a TD, becoming the first Packer to post 100-plus receiving yards and a receiving TD in his first NFL start since WR Jarrett Boykin in 2013.
- Was signed to Green Bay's active roster from Seattle's practice squad on Dec. 27, 2022.
- Was selected by the Seahawks in the seventh round (No. 229 overall) of the 2022 NFL Draft, the first WR from Rutgers to be drafted since Leonte Carroo (third round) by the Miami Dolphins in 2016.
- Appeared in 56 games with 42 starts in five seasons at Rutgers (2017-21), finishing his career ranked No. 3 in school history in games played, No. 6 in receptions (164), tied for No. 8 in 100-yard receiving games (five) and No. 10 in receiving yards (2,011).

Draft: Was selected by the Seahawks in the seventh round (No. 229 overall), the first WR from Rutgers to be drafted since Carroo was picked by the Dolphins in 2016.

COLLEGE: Appeared in 56 games with 42 starts in five seasons at Rutgers, finishing his career ranked No. 3 in school history in games played, No. 6 in receptions (164), tied for No. 8 in 100-yard receiving games (five) and No. 10 in receiving yards (2,011)... Added 25 carries for 165 yards (6.6 avg.) and two TDs...Majorled in criminal justice...**2021:** Started 11 games in his fifth season of eligibility, leading the team with a career-high 55 receptions for 618 yards (11.2 avg.) and three TDs...Earned third-team All-Big Ten honors from Pro Football Focus and fourth-team recognition from *Phil Steele's College Football*...Rushed for 51 yards on nine carries (5.7 avg.), returned five punts for 38 yards (7.6 avg.) and returned five kickoffs for 116 yards (23.2 avg.)...Hauled in six passes for a season-high 125 yards (20.8 avg.) and a TD vs. Delaware (Sept. 18)...Matched his career high with eight catches for 101 yards (12.6 avg.) and a TD at Northwestern (Oct. 16)...Registered a career-high 217 all-purpose yards (116 kickoff return, 48 receiving, 36 rushing, 17 punt return) vs. Maryland (Nov. 27)...**2020:** Started all nine games and earned All-Big Ten honorable mention from the coaches and media after posting a team-high 47 receptions for a career-high 638 yards (13.6 avg.) and a career-best six TDs...Added 69 rushing yards and two TDs on six carries (11.5 avg.)...Returned six kickoffs for 177 yards (29.5 avg.)...Posted a career-high 150 receiving yards and matched his career high with two TDs on five catches (30.0 avg.) vs. Illinois (Nov. 14)...Matched his season high with seven grabs for 109 yards (15.6 avg.) and a TD vs. Michigan (Nov. 21)... Scored on a 58-yard punt return (lateral across the field) and added seven catches for 86 yards (12.3 avg.) on his way to a season-high 170 all-purpose yards at Ohio State (Nov. 7)...Rushed for 62 yards on two carries (31.0 avg.) at Maryland (Dec. 12), highlighted by a 44-yard TD run in the third quarter...**2019:** Started all 12 games and paced the team with 30 receptions for 427 yards (14.2 avg.) and two TDs...Added four carries for 22 yards (5.5 avg.)...Posted a season-high six receptions for a season-best 127 yards (21.2 avg.) vs. Massachusetts (Aug. 30), highlighted by the first TD of his career, a 33-yard grab early in the second quarter...Hauled in three passes for 57 yards (19.0 avg.) vs. Ohio State (Nov. 16), including a

45-yard TD reception...**2018:** Played in all 12 games with seven starts, finishing No. 2 on the team with 28 catches for 245 yards (8.8 avg.)...Posted a season-high six receptions for a season-best 70 yards (11.7 avg.) vs. Illinois (Oct. 6)...**2017:** Appeared in all 12 games with three starts as a true freshman, hauling in four passes for 83 yards (20.7 avg.)...Recorded a 48-yard reception for his first career catch vs. Morgan State (Sept. 16).

PERSONAL: Given name Miles Bokeem Melton; born in Egg Harbor City, N.J. ... His younger brother, Max, played defensive back at Rutgers and was drafted in the second round (No. 43 overall) by the Arizona Cardinals in 2024...His father, Gary, was a three-year letterwinner at WR and RB at Rutgers (1989-91)...His mother,

Vicky, played basketball at Rutgers from 1989-93...**High school:** Earned first-team all-state honors as a senior at Cedar Creek High School (Egg Harbor City, N.J.), finishing the year with 51 receptions for 766 yards (15.0 avg.) and nine TDs despite dealing with an injury sustained early in the season...Added 451 rushing yards and seven rushing TDs...Led the Pirates to a 10-2 record and an appearance in the NJSIAA South Jersey final (Group 2) as a senior...As a junior, rushed for 742 yards and 13 TDs and hauled in 31 passes for 676 yards (21.8 avg.) and 11 TDs, helping Cedar Creek to the 2015 NJSIAA South Jersey title (Group 2)...Also played basketball and competed in track and field, capturing the Cape-Atlantic League 200-meter, 400-meter and long jump titles in 2016.

NFL debut: at Detroit, 11/23/23

First NFL start: at Minnesota, 12/31/23

First NFL touchdown: at Minnesota, 12/31/23 (9 yards, J.Love)

CAREER TRANSACTIONS

- 2022 Selected by Seattle Seahawks as first of two choices in the seventh round (229th overall) of '22 NFL Draft, April 30... Signed first contract, May 6...Released by Seahawks, Aug. 30...Signed by Seahawks to practice squad, Aug. 31... Signed to Green Bay Packers' active roster from Seahawks' practice squad, Dec. 27.
- 2023 Released by Packers, Aug. 29...Signed by Packers to practice squad, Aug. 30...Signed from practice squad to active roster, Nov. 22...Released by Packers, Nov. 27...Signed by Packers to practice squad, Nov. 29...Elevated from practice squad to active roster for gameday, Dec. 16...Elevated from practice squad to active roster for gameday, Dec. 23...Elevated from practice squad to active roster for gameday, Dec. 30.
- 2024 Signed from practice squad to active roster, Jan. 1.

BO MELTON'S NFL REGULAR-SEASON RECEIVING STATISTICS

RECEIVING								
DATE	TEAM	GP	GS	NO.	YDS.	AVG.	LG	TD
2023	Packers	5	1	16	218	13.6	37	1
NFL TOTALS		5	1	16	218	13.6	37	1

BO MELTON'S NFL POSTSEASON RECEIVING STATISTICS

RECEIVING								
DATE	TEAM	GP	GS	NO.	YDS.	AVG.	LG	TD
2023	Packers	2	0	2	26	13.0	19t	1
NFL TOTALS		2	0	2	26	13.0	19t	1

SINGLE-GAME HIGHS: RUSHING/RECEIVING

Rush Attempts 2 vs. Chicago Bears, Jan 07, 2024
 1 at Carolina Panthers, Dec 24, 2023
 Rushing Yards 14 vs. Chicago Bears, Jan 07, 2024
 7 at Carolina Panthers, Dec 24, 2023
 Longest Runs 12 vs. Chicago Bears, Jan 07, 2024
 7 at Carolina Panthers, Dec 24, 2023
 Receptions 6 at Minnesota Vikings, Dec 31, 2023
 5 vs. Chicago Bears, Jan 07, 2024
 Receiving Yards 105 at Minnesota Vikings, Dec 31, 2023
 62 vs. Chicago Bears, Jan 07, 2024
 Receiving Average 17.5 at Minnesota Vikings, Dec 31, 2023
 12.4 vs. Chicago Bears, Jan 07, 2024

Longest Receptions 37 at Minnesota Vikings, Dec 31, 2023
 28 at Minnesota Vikings, Dec 31, 2023
 Receiving TDs 1 at Minnesota Vikings, Dec 31, 2023
 Special Teams Tackles 1 at Minnesota Vikings, Dec 31, 2023
 Most TDs 1 at Minnesota Vikings, Dec 31, 2023
 Scrimmage Yards 105 at Minnesota Vikings, Dec 31, 2023
 76 vs. Chicago Bears, Jan 07, 2024

2023 GXG REGULAR SEASON (PACKERS)

RECEIVING							
DATE	OPPONENT	P/S	NO.	YDS.	AVG.	LG	TD
09/10	at Bears						
09/17	at Falcons						
09/24	Saints						
09/28	Lions						
10/09	at Raiders						
10/22	at Broncos						
10/29	Vikings						
11/05	Rams						
11/12	at Steelers						
11/19	Chargers						
11/23	at Lions	P	0	0	0.0	0	0
12/03	Chiefs						
12/11	at Giants						
12/17	Buccaneers	P	1	7	7.0	7	0
12/24	at Panthers	P	4	44	11.0	17	0
12/31	at Vikings	S	6	105	17.5	37	1
01/07	Bears	P	5	62	12.4	24	0
2023 TOTALS		5-1	16	218	13.6	37	1

2023 GXG POSTSEASON (PACKERS)

RECEIVING							
DATE	OPPONENT	P/S	NO.	YDS.	AVG.	LG	TD
01/14	at Cowboys	P	1	7	7.0	7	0
01/20	at 49ers	P	1	19	19.0	19t	1
2023 TOTALS		2-0	2	26	13.0	19t	1

2022 GXG REGULAR SEASON (SEAHAWKS/PACKERS)

RECEIVING							
DATE	OPPONENT	P/S	NO.	YDS.	AVG.	LG	TD
09/12	Broncos						
09/18	at 49ers						
09/25	Falcons						
10/02	at Lions						
10/09	at Saints						
10/16	Cardinals						
10/23	at Chargers						
10/30	Giants						
11/06	at Cardinals						
11/13	at Buccaneers						
11/27	Raiders						
12/04	at Rams						
12/11	Panthers						
12/15	49ers						
12/24	at Chiefs						
01/01	Vikings						
01/08	Lions						
2022 TOTALS		0-0	0	0	0.0	0	0

Went from Seahawks to Packers.
 INACTIVE
 INACTIVE

88

LUKE MUSGRAVE

TIGHT END
Oregon StateSecond NFL Season
Second Packers Season

Ht: 6-6 » Wt: 253 » Born: September 2, 2000 » NFL Games Played/Started: 11/9 » Acquired: D2a-23

PRO HIGHLIGHTS:

► Tied the franchise rookie record (Bubba Franks, 2000) for the most receptions by a tight end with 34 despite missing six contests due to injury last season.

► Finished with 352 receiving yards last season, good for No. 3 among rookie TEs in team history behind only Franks (363 in 2000) and Tucker Kraft (355 in 2023).

► Ranked No. 3 in the NFL among rookie tight ends in receptions and yards per reception (min. 20 rec.) and No. 4 in receiving yards in 2023.

► Selected by the Packers with the first of two picks in the second round (No. 42 overall) of the 2023 NFL Draft, a selection obtained by Green Bay from the N.Y. Jets in the QB Aaron Rodgers trade.

2023 SEASON: Appeared in 11 games with nine starts and ranked No. 4 on the team with 34 receptions for 352 yards (10.4 avg.) and a TD...His reception total tied the top mark by a rookie TE in team history (Franks, 2000) and his receiving-yardage total ranks No. 3 among rookie TEs behind only Franks (363 in 2000) and Kraft (355 in 2023)...Ranked No. 3 in the NFL among rookie tight ends in receptions and yards per reception (min. 20 rec.) and No. 4 in receiving yards...Was placed on injured reserve (abdomen) on Nov. 22 and was activated on Jan. 6...Appeared in both postseason games with one start and ranked No. 2 on the team with six catches for 66 yards (11.0 avg.) and a TD...**At Chicago (Sept. 10):** Became just the fourth rookie TE to start for the Packers in Week 1 since the 1970 AFL-NFL merger (Josiah Deguara, 2020; Richard Rodgers, 2014; Jackie Harris, 1990). Posted three catches for 50 yards (16.7 avg.), highlighted by a career-long 37-yard reception down to the Chicago 4 early in the fourth quarter. His 50 receiving yards were the most in team history by a tight end in his first NFL game...**Vs. New Orleans (Sept. 24):** Led the team with a career-high six catches for 49 yards (8.2 avg.), the most receptions by a Packers rookie TE dating back to 1960...**At Las Vegas (Oct. 9):** Paced the team with six receptions for 34 yards (5.7 avg.) as he matched his own single-game team mark (since 1960) for the most catches by a rookie TE in a game...**At Denver (Oct. 22):** Started and played 43 of 64 snaps, finishing with a team-high four catches for 30 yards (7.5 avg.). Sustained an ankle injury on his 18-yard catch early in the fourth quarter and did not return...**Vs. L.A. Rams (Nov. 5):** Led the team with 51 yards on three receptions (17.0 avg.), highlighted by his first TD catch as a pro when he scored on a 20-yard catch late in the fourth quarter to give Green Bay a 20-3 lead with 3:41 remaining...**At Pittsburgh (Nov. 12):** Posted a career-high 64 receiving yards on two catches (32.0 avg.), the most receiving yards in a game by a Green Bay rookie TE since Ron Kramer had 68 yards at Detroit on Nov. 28, 1957. Hauled in a 36-yard pass down the middle to the Pittsburgh 15 in the third quarter and then added a 28-yard grab in the fourth quarter, becoming the first Green Bay TE with a pair of 25-plus-yard receptions in a game since Jimmy Graham vs. Oakland on Oct. 20, 2019. Dating back to 2000, became the first Packers rookie TE with a pair of 25-plus-yard catches in a game...**Vs. L.A. Chargers (Nov. 19):** Hauled in four passes for 28 yards (7.0 avg.), but sustained an abdominal injury that would

AT A GLANCE ...



- Tied the franchise rookie record (Bubba Franks, 2000) for the most receptions by a tight end with 34 despite missing six contests due to injury last season.
- Finished with 352 receiving yards last season, good for No. 3 among rookie TEs in team history behind only Franks (363 in 2000) and Tucker Kraft (355 in 2023).
- Ranked No. 3 in the NFL among rookie tight ends in receptions and yards per reception (min. 20 rec.) and No. 4 in receiving yards in 2023.
- Ranked No. 2 among Pacific-12 tight ends and No. 8 among tight ends in the Power Five in yards per reception (14.3) in 2021-22.
- Set career highs in games played (13), games started (nine), receptions (22) and receiving yards (304) in 2021. Also blocked a punt and returned it 27 yards for a TD.
- Became the highest-drafted tight end out of Oregon State in school history and was the highest-drafted TE by Green Bay since Franks (first round, No. 14 overall) in 2000.

sideline him for the next six games...**Vs. Chicago (Jan. 7):** Returned to action and posted an 11-yard reception on Green Bay's final drive. The catch gave him 34 for the season as he tied Franks' franchise mark (2000) for the most by a rookie TE in team history...**At Dallas (NFC Wild Card, Jan. 14):** Started as the Packers opened with two TEs and hauled in three passes for 52 yards (17.3 avg.), highlighted by a 38-yard TD grab late in the third quarter that put the Packers up, 41-16. His receiving-yardage total was the top mark posted by a rookie TE in team playoff history dating back to the 1970 AFL-NFL merger...**2023 Draft:** Selected the Packers with the first of two picks in the second round (No. 42 overall), a pick obtained from the N.Y. Jets along with a 2023 first-round pick (No. 13), a 2023 sixth-round pick (No. 207) and a conditional 2024 second-round pick in exchange for Rodgers, a 2023 first-round pick (No. 15) and a 2023 fifth-round pick (No. 170).

COLLEGE: Played in 34 games with 15 starts over four seasons at Oregon State, recording 47 receptions for 633 yards (13.5 avg.) and two TDs...Ranked No. 2 among Pacific-12 tight ends and No. 8 among tight ends in the Power Five from 2021-22 in yards per reception (14.3)...Majorred in natural resources...**2022:** Started the first two games before a knee injury ended his season...Finished with 11 receptions for 169 yards (15.4 avg.) and a TD...Named to the watch list for the Mackey Award prior to the season...Posted six receptions for a career-high 89 yards (14.8 avg.) and a TD in the season opener vs. Boise State (Sept. 3), leading the team in both receptions and receiving yards...Caught five passes (tied for team lead) for a team-high 80 yards (16.0 avg.) at Fresno State (Sept. 10)...**2021:** Played in all 13 games with nine starts, recording 22 receptions for 304 yards (13.8 avg.) and his first career receiving TD...Blocked a punt and scored a TD on special teams...Posted multiple receptions in six games...Recorded 40-plus receiving yards in four contests...Registered a reception of 20-plus yards in six games...Earned a spot on the Pac-12 Academic Honor Roll...Was named the Pac-12's Special Teams Player of the Week after blocking a punt, recovering it and returning it for a 27-yard scoop-and-score in the win vs.

Utah (Oct. 23)...Finished with a career-best seven receptions for 85 yards (12.1 avg.) at Oregon (Nov. 27), including a career-long 35-yard grab and his first career offensive TD...**2020:** Played in all seven games with three starts and posted 12 receptions for 142 yards (11.8 avg.)...Recorded multiple receptions in four games...Finished No. 4 on the team in catches and tied for No. 6 in receiving yards...Was named to the Pac-12 Academic Honor Roll...Totaled a season-best four receptions for a season-high 56 yards (14.0 avg.) in the season opener vs. Washington State (Nov. 7)...**2019:** Played in all 12 games, making one start as a true freshman...Posted a pair of receptions for 18 yards (9.0 avg.) vs. Cal Poly (Sept. 14).

PERSONAL: Given name Luke Stone Musgrave...Born in Pittsburgh, Pa. ...His father, Doug Musgrave, was a two-year letterwinner (1991-1992) at Oregon at quarterback...His

uncle, Bill Musgrave, a longtime NFL assistant coach, lettered at Oregon from 1987-90 and played quarterback in the NFL from 1991 to 1998 for the Dallas Cowboys, San Francisco 49ers, Denver Broncos and Indianapolis Colts...As a teenager, won several skiing events in both the United States and Europe after starting to ski at the age of 4...**High school:** Earned first-team all-league recognition at both tight end and defensive end as a senior at Bend (Ore.) Senior High School... As a senior, posted a team-high 31 receptions for 563 yards (18.2 avg.) and four TDs along with 42 tackles on defense... Earned team MVP honors...Was also a three-year letterwinner in lacrosse and competed in ski racing and track...Earned first-team all-league recognition in lacrosse as a sophomore and junior... Also attended Skyview High School in Vancouver, Wash. ...**Community involvement:** Visited with patients and families at Children's Wisconsin in Milwaukee in September 2023.

NFL debut/first start: at Chicago, 9/10/23

First NFL touchdown: vs. L.A. Rams, 11/5/23 (20 yards, J.Love)

CAREER TRANSACTIONS

- 2023 Selected by Green Bay Packers as first of two choices in the second round (42nd overall) of '23 NFL Draft, April 28... Signed first contract, July 19...Placed on injured reserve (abdomen), Nov. 22.
- 2024 Activated from injured reserve, Jan. 6.

LUKE MUSGRAVE'S NFL REGULAR-SEASON RECEIVING STATISTICS

RECEIVING								
DATE	TEAM	GP	GS	NO.	YDS.	AVG.	LG	TD
2023	Packers	11	9	34	352	10.4	37	1
NFL TOTALS		11	9	34	352	10.4	37	1

LUKE MUSGRAVE'S NFL POSTSEASON RECEIVING STATISTICS

RECEIVING								
DATE	TEAM	GP	GS	NO.	YDS.	AVG.	LG	TD
2023	Packers	2	1	6	66	11.0	38t	1
NFL TOTALS		2	1	6	66	11.0	38t	1

SINGLE-GAME HIGHS: RECEIVING

- Receptions 6 at Las Vegas Raiders, Oct 09, 2023
- 6 vs. New Orleans Saints, Sep 24, 2023
- Receiving Yards 64 at Pittsburgh Steelers, Nov 12, 2023
- 51 vs. Los Angeles Rams, Nov 05, 2023
- Receiving Average 17.0 vs. Los Angeles Rams, Nov 05, 2023
- 16.7 at Chicago Bears, Sep 10, 2023
- Longest Receptions 37 at Chicago Bears, Sep 10, 2023
- 36 at Pittsburgh Steelers, Nov 12, 2023

- Receiving TDs 1 vs. Los Angeles Rams, Nov 05, 2023
- Most TDs 1 vs. Los Angeles Rams, Nov 05, 2023
- Scrimmage Yards 64 at Pittsburgh Steelers, Nov 12, 2023
- 51 vs. Los Angeles Rams, Nov 05, 2023

2023 GXG REGULAR SEASON (PACKERS)

RECEIVING							
DATE	OPPONENT	P/S	NO.	YDS.	AVG.	LG	TD
09/10	at Bears	S	3	50	16.7	37	0
09/17	at Falcons	S	2	25	12.5	17	0
09/24	Saints	P	6	49	8.2	12	0
09/28	Lions	S	1	1	1.0	1	0
10/09	at Raiders	S	6	34	5.7	8	0
10/22	at Broncos	S	4	30	7.5	18	0
10/29	Vikings	S	2	9	4.5	7	0
11/05	Rams	S	3	51	17.0	25	1
11/12	at Steelers	S	2	64	32.0	36	0
11/19	Chargers	S	4	28	7.0	11	0
11/23	at Lions			INJURED RESERVE			
12/03	Chiefs			INJURED RESERVE			
12/11	at Giants			INJURED RESERVE			
12/17	Buccaneers			INJURED RESERVE			
12/24	at Panthers			INJURED RESERVE			
12/31	at Vikings			INJURED RESERVE			
01/07	Bears	P	1	11	11.0	11	0
2023 TOTALS		11-9	34	352	10.4	37	1

2023 GXG POSTSEASON (PACKERS)

RECEIVING							
DATE	OPPONENT	P/S	NO.	YDS.	AVG.	LG	TD
01/14	at Cowboys	S	3	52	17.3	38t	1
01/20	at 49ers	P	3	14	4.7	7	0
2023 TOTALS		2-1	6	66	11.0	38t	1

71 JOSH MYERS

CENTER/GUARD

Ohio State

Fourth NFL Season

Fourth Packers Season



Ht: 6-5 >>> Wt: 310 >>> Born: July 16, 1998 >>> NFL Games Played/Started: 40/40 >>> Acquired: 02-21

PRO HIGHLIGHTS:

>> Started all 34 games at center over the past two seasons, one of only two offensive linemen on the Packers (G Jon Runyan) to open every game in 2022-23.

>> Was one of only six centers in the NFL (Jake Brendel, Mason Cole, Jason Kelce, Robert Hainsey, Luke Fortner) to start all 34 regular-season games over the past two seasons.

>> Part of a line that allowed just 62 sacks in 2022-23, tied for No. 4 in the NFL over that span.

>> Started all 17 games at center in 2022 and appeared on a team-high 1,047 offensive snaps.

>> Started at C in all six games he appeared in as a rookie in 2021, missing 10 contests due to a knee injury and one due to a finger injury.

>> Joined Corey Linsley (2014) as the only rookies to start at center for the Packers in the season opener since the 1970 AFL-NFL merger.

>> Was selected by the Packers in the second round (No. 62 overall) of the 2021 NFL Draft, becoming the second center from Ohio State to be drafted by Green Bay (Linsley, fifth round, 2014).

2023 SEASON: Started all 17 games at C and was part of a line that helped the Packers rank No. 3 in the NFL in sacks allowed (30) and No. 4 in sacks allowed per passing play (4.9 pct.)...Helped the offense rank tied for No. 6 in the NFL in giveaways (18) and No. 5 in third-down percentage (47.1)... Helped protect QB Jordan Love as he ranked No. 2 in the NFL in passing TDs (32) and No. 7 in passing yards (4,159) and TD/INT ratio (2.91)...Also started both playoff contests at C...**At Chicago (Sept. 10):** Helped to protect Love as he posted a 123.2 passer rating (15 of 27, 245 yards, three TDs, no INTs)...

At Denver (Oct. 22): Was part of a line that did not allow a sack of Love, Green Bay's first zero-sack game since 2022 at Chicago in Week 13...**vs. L.A. Rams (Nov. 5):** Helped to clear the way for the Packers' season-high 184 rushing yards on 38 carries (4.8 avg.)...**vs. L.A. Chargers (Nov. 19):** Blocked for Love as he threw for a career-high 322 yards and two TDs on 27-of-40 passing with no INTs (108.5 rating)...**At Detroit (Nov. 23):** Helped to protect Love as he was not sacked on the afternoon and as he threw for 268 yards and three TDs with no INTs on 22-of-32 passing for a 125.5 rating...

At Minnesota (Dec. 31): Part of a line that did not allow a sack on the evening as the Packers posted season highs for first downs (28), total yards (470) and time of possession (37:32)...

vs. Chicago (Jan. 7): Part of an offense that featured a 300-yard passer (Love, 316), a 100-yard rusher (Aaron Jones, 111) and a 100-yard receiver (Jayden Reed, 112) for the first time since at Cincinnati on Oct. 10, 2021. Helped Jones become the first Packer since RB Ahman Green in 2006 to register three consecutive 100-yard rushing games and helped Love register a career-best 128.6 passer rating...**At Dallas (NFC Wild Card, Jan. 14):** Part of a line that protected Love as he completed 16 of 21 passes for 272 yards and three TDs for a 157.2 rating, tying the top mark in NFL postseason history for passer rating by a QB in his first playoff start. Helped the Packers tie a franchise playoff record with 48 points as they became the first team in NFL postseason history to register 48-plus points,

AT A GLANCE ...



- Started all 34 games at center over the past two seasons, one of only two offensive linemen on the Packers (G Jon Runyan) to open every game in 2022-23.
- Was one of only six centers in the NFL (Jake Brendel, Mason Cole, Jason Kelce, Robert Hainsey, Luke Fortner) to start all 34 regular-season games over the past two seasons.
- Part of a line that allowed just 62 sacks in 2022-23, tied for No. 4 in the NFL over that span.
- Started all 17 games at center in 2022 and appeared on a team-high 1,047 offensive snaps.
- In 2021, joined Corey Linsley (2014) as the only rookies to start at center for the Packers in the season opener since the 1970 AFL-NFL merger.
- Played in 31 games in three years (2018-20) at Ohio State and started his final 21 contests at center for the Buckeyes. Was a part of teams that only lost one game each season he played, won three Big Ten titles and appeared in back-to-back College Football Playoffs (2019-20).
- In 2020, earned second-team All-America honors from *Sporting News* and first-team All-Big Ten recognition from the coaches.

400-plus total yards, no turnovers and no sacks allowed...**At San Francisco (NFC Divisional, Jan. 20):** Part of a line that did not allow a sack, the first time in franchise history that the Packers did not give up a sack in back-to-back games in a single postseason. Helped clear the way for Jones to rush for 108 yards on 18 carries (6.0 avg.) as he became only the second player in team history to register back-to-back 100-yard rushing games in the playoffs (RB Dorsey Levens, 1997) and as he became the first player in team history to record five straight 100-yard rushing games (including playoffs).

2022: Started all 17 games at C and was part of a line that helped the Packers rank No. 7 in the NFL in sacks allowed (32), including just 17 in Weeks 7-18, tied for the third fewest in the league over that span...**vs. Chicago (Sept. 18):** Was part of a line that cleared the way for Green Bay to rack up 203 yards on 38 carries (5.3 avg.), its first 200-yard rushing game since Dec. 27, 2020, vs. Tennessee (37-234)...**At Tampa Bay (Sept. 25):** Started and played 59 of 62 snaps, leaving the game during the final series (cramps). Was part of a line that allowed only one sack of QB Aaron Rodgers...**vs. New England (Oct. 2):** Helped the offense register a season-high 443 yards and was part of a line that allowed only one sack of Rodgers for the second straight game...**At Buffalo (Oct. 30):** Helped the Packers rack up a season-high 208 yards rushing on 31 carries (6.7 avg.)...**vs. Dallas (Nov. 13):** Part of a line that helped clear the way for Green Bay to post 30-plus points (31), 400-plus total yards (415) and 200-plus rushing yards (207) for the first time since Dec. 27, 2020, vs. Tennessee...**At Chicago (Dec. 4):** Part of a line that did not allow a sack of Rodgers and cleared the way for the team's 175 rushing yards and two TDs on 32 carries (5.5 avg.)...**vs. L.A. Rams (Dec. 19):** Helped the offense record season highs in first downs (27) and time of possession (37:19)...**vs. Minnesota (Jan. 1):** Part of a line that allowed just one sack of Rodgers and cleared the way for Jones' 111 rushing yards on just 14 carries (7.9 avg.).

2021: Started all six games at C that he appeared in (Weeks 1-4, 6, 18)...Was inactive (finger) in Week 5 and was placed on injured reserve (knee) on Oct. 23 before being activated on Jan. 8...**At New Orleans (Sept. 12):** Started and played all 57 snaps in his NFL debut, becoming just the second Green Bay center to start in Week 1 as a rookie since the 1970 AFL-NFL merger (Linsley, 2014)...**At San Francisco (Sept. 26):** Helped protect Rodgers as he was sacked just once on the evening and as he completed 23 of 33 passes for 261 yards and two TDs (113.3 rating)...**At Chicago (Oct. 17):** Started, but left the game after just four snaps after sustaining a knee injury and did not return...**At Detroit (Jan. 9):** Returned after missing 10 games, starting at C and playing all 32 snaps in the first half. Helped to protect Rodgers as he connected on 14 of 18 passes for 138 yards and two TDs with no INTs (135.6 rating)...**Vs. San Francisco (NFC Divisional, Jan. 22):** Started at C and played all 56 snaps in his NFL playoff debut...**2021 Draft:** Selected by the Packers in the second round (No. 62 overall), becoming the second center from Ohio State to be drafted by Green Bay (Linsley, fifth round, 2014).

COLLEGE: Played in 31 games in three seasons and started his final 21 contests at center for the Buckeyes...Was a part of teams that only lost one game each season he played, won three Big Ten titles with an overall record of 23-1, appeared in back-to-back College Football Playoffs for the first time in school history (2019-20), finished in the top three in the final poll from *The Associated Press* all three years and won a Rose Bowl (2018) and a Sugar Bowl (2020)...Earned his degree in social work...**2020:** Started all seven games and served as a team captain...Earned second-team All-America honors from *Sporting News*, first-team All-Big Ten recognition from the coaches and was a Rimington Trophy finalist, an award given to the nation's best center...Was a member of a line that was a semifinalist for the Joe Moore Award, which is given to the top offensive line in college football...Part of an offense that ranked No. 7 in the nation in total offense (519.4 ypg), No. 8 in rushing offense (256.9 ypg) and No. 11 in points per game (41.0)...Part of a line that helped RB Trey Sermon rush for a school-record 331 yards on 29 carries (11.4 avg.) with two TDs vs. Northwestern (Dec. 19) in the Big Ten title game, the most rushing yards all-time by a player in a conference championship game...Blocked for QB Justin Fields, who completed 22 of

28 passes for 385 yards and a school-record six TDs, and Sermon, who racked up 254 total yards vs. Clemson (Sugar Bowl, College Football Semifinal, Jan. 1)...**2019:** Started all 14 contests, playing on 900-plus snaps...Earned second-team All-Big Ten honors from the media and third-team recognition from the coaches...Helped the Buckeyes post a school-record plus-464 point differential and the second-most points in school history (656)...Part of a line that blocked for J.K. Dobbins, who became Ohio State's first 2,000-yard rusher (2,049), and Fields, who was a Heisman Trophy finalist after finishing No. 3 in the nation with 51 total TDs...Member of a unit that helped Fields become the first QB in Big Ten history with 40-plus passing TDs (41) and 10-plus rushing TDs (10) in the same season...Part of an offense that scored over 40 points in each of their first five games to tie for the longest streak in a single season for OSU dating back to 1869 (sports-reference.com)...Helped the Buckeyes finish in the top 10 in the nation in first downs per game (No. 1 with 28.4), points per game (No. 3 with 46.9), yards per game (No. 4 with 529.9), rushing yards per game (No. 5 with 267.3), yards per play (No. 6 with 7.0) and yards per carry (No. 6 with 5.7)...As a team, the Buckeyes rushed for 200-plus yards in 12 games...**2018:** Played in 10 games as a redshirt freshman as the backup to All-American Michael Jordan...Part of a team that won the Big Ten and made its 15th appearance in the Rose Bowl, beating Washington, 28-23.

PERSONAL: Given name Joshua David Myers...Born in Dayton, Ohio...His mother, Julie, is in the University of Dayton athletics hall of fame as a basketball player...His father, Brad, was an offensive lineman at the University of Kentucky from 1984-87...His brother, Zach, played on the offensive line at Kentucky from 2013-16...**High school:** Was a first-team Division II AP all-state pick as a junior and senior and helped Miamisburg (Ohio) High School to a 34-12 four-year record and four state playoff appearances...Was named first-team All-Greater Western Ohio Conference four times and was selected to the U.S. Army All-American team...Committed to Ohio State as a sophomore after initially receiving a scholarship offer from the Buckeyes as a freshman...Ranked as the No. 1 player in the state and was rated as the No. 3 guard in the nation (Scout), the No. 2 guard by Rivals and the No. 6 guard by ESPN...Was the first offensive lineman to be named player of the year by JJ Huddle, an Ohio high school sports publication.

NFL debut/first start: at New Orleans, 9/12/21

CAREER TRANSACTIONS

- 2021 Selected by Green Bay Packers in the second round (62nd overall) of '21 NFL Draft, April 30...Signed first contract, May 14...Placed on injured reserve (knee), Oct. 23.
- 2022 Activated from injured reserve, Jan. 8.

JOSH MYERS' NFL REGULAR-SEASON STATISTICS

DATE	TEAM	GP	GS
2021	Packers	6	6
2022	Packers	17	17
2023	Packers	17	17
NFL TOTALS		40	40

JOSH MYERS' NFL POSTSEASON STATISTICS

DATE	TEAM	GP	GS
2021	Packers	1	1
2023	Packers	2	2
NFL TOTALS		3	3

NFC CENTRAL COMPOSITE STANDINGS, 1978-2001

	—Division—				—Overall—				—Central Titles—	
	W	L	T	Pct	W	L	T	Pct	No.	Years
Minnesota	99	80	1	.553	203	172	1	.541	7	1978, 1980, 1989, 1992, 1994, 1998, 2000
Chicago	99	80	0	.553	200	176	0	.532	8	1984-88, 1990-91, 2001
Green Bay	100	76	2	.567	192	180	4	.516	3	1995-97
Detroit	81	100	0	.448	160	215	1	.427	2	1983, 1993
Tampa Bay	67	110	1	.379	146	229	1	.390	3	1979, 1981, 1999

70 ROYCE NEWMAN

GUARD/TACKLE
Mississippi

Fourth NFL Season
Fourth Packers Season



Ht: 6-5 » Wt: 310 » Born: August 17, 1997 » NFL Games Played/Started: 51/24 » Acquired: 04-21

PRO HIGHLIGHTS:

- Appeared in all 51 games with 24 starts in his first three seasons, starting games at three different spots on the offensive line (21 at right guard, two at left guard, one at right tackle).
- Played in all 17 games with six starts in 2022, opening five contests at RG (Weeks 2-6) and one at RT (Week 1).
- Appeared in all 17 games with 16 starts at RG in 2021, the most starts by a rookie guard for the Packers since the 1970 AFL-NFL merger.
- Started in the season opener at New Orleans in 2021, becoming just the third Green Bay rookie to start at RG in Week 1 since the 1970 AFL-NFL merger (William Whitticker, 2005; Tony Moll, 2006).
- Was selected by the Packers in the fourth round (No. 142 overall) of the 2021 NFL Draft, becoming the first player drafted by Green Bay out of the University of Mississippi since T. Jeff Miller was picked in the fourth round (No. 117 overall) of the 1995 NFL Draft.

2023 SEASON: Appeared in all 17 games with two starts (at LG), seeing time on offense and special teams...Also appeared in both playoff games...**At Atlanta (Sept. 17):** Took over at LG for Elgton Jenkins (knee) in the second quarter and played the final 32 offensive snaps. Helped protect QB Jordan Love as he was sacked just once on the afternoon and as he threw three TD passes for the second straight game...**Vs. New Orleans (Sept. 24):** Made his first career start at LG, opening in place of an injured Jenkins (knee) and appearing on all 79 snaps. Was part of a line that allowed just one sack to a New Orleans defense that had posted seven sacks in the first two games...**Vs. Detroit (Sept. 28):** Started at LG for the second straight game in place of an injured Jenkins and played all 57 snaps...**At Dallas (NFC Wild Card, Jan. 14):** Played three snaps on offense and seven on special teams, taking over at LG for Jenkins for one series in the fourth quarter with the Packers holding a 48-24 lead.

2022: Played in all 17 games with six starts, opening five contests at RG (Weeks 2-6) and one at RT (Week 1)...**At Minnesota (Sept. 11):** Made his first career start at RT, appearing on all 61 snaps and helping the Packers rack up 111 rushing yards on just 18 carries (6.2 avg.)...**Vs. Chicago (Sept. 18):** Started at RG and helped clear the way for Green Bay to register 203 yards on 38 carries (5.3 avg.), its first 200-yard rushing game since Dec. 27, 2020, vs. Tennessee (37-234)...**Vs. New England (Oct. 2):** Started at RG as the line helped the offense rack up a season-high 443 yards and allowed only one sack of QB Aaron Rodgers for the second straight game...**At Miami (Dec. 25):** Came in at RT for an injured Yosh Nijman (shoulder) in the second quarter and played the final 48 snaps, helping to protect Rodgers as he threw for 238 yards and a TD on 24-of-38 passing.

2021: Appeared in all 17 games with 16 starts at RG (Weeks 1-12, 14-17)...**At New Orleans (Sept. 12):** Started and played all 57 snaps in his NFL debut, becoming just the third Green Bay rookie to start at right guard in Week 1 since the 1970 merger (Whitticker, 2005; Moll, 2006)...**At Cincinnati**

AT A GLANCE ...



- Appeared in all 51 games with 24 starts in his first three seasons, starting games at three different spots on the offensive line (21 at right guard, two at left guard, one at right tackle).
- Played in all 17 games with six starts in 2022, opening five contests at RG (Weeks 2-6) and one at RT (Week 1).
- Appeared in all 17 games with 16 starts at RG in 2021, the most starts by a rookie guard for the Packers since the 1970 AFL-NFL merger.
- Started in the season opener at New Orleans in 2021, becoming just the third Green Bay rookie to start at RG in Week 1 since the 1970 AFL-NFL merger (William Whitticker, 2005; Tony Moll, 2006).
- Played in 43 games over four seasons at Mississippi, starting the final 22 games in his last two seasons.
- Started all 10 games at RT in 2020 and helped Mississippi reach the Outback Bowl, its first bowl appearance since the 2015 season.

(Oct. 10): Helped the offense produce a 300-yard passer (QB Aaron Rodgers, 344), a 200-yard receiver (WR Davante Adams, 206) and a 100-yard rusher (RB Aaron Jones, 103) in the same game for the first time in team history as the Packers posted 466 total yards of offense...**Vs. Seattle (Nov. 14):** Part of a line that allowed just one sack for the third consecutive game...**Vs. Minnesota (Jan. 2):** Helped the offense rack up season highs for total yards (481), rushing yards (174) and first downs (29). Part of a line that did not allow a sack for the second straight game, the Packers' first time doing so since 2010 (Weeks 2-3). Took the final snap of the game (kneel-down) at LG...**At Detroit (Jan. 9):** Did not start, but played the entire second half at RG (36 snaps)...**Vs. San Francisco (NFC Divisional, Jan. 22):** Appeared on three plays on special teams in his NFL playoff debut...**2021 Draft:** Selected by the Packers in the fourth round (No. 142 overall), becoming the first player drafted by Green Bay out of the University of Mississippi since Miller was chosen in the fourth round (No. 117 overall) in 1995.

COLLEGE: Played in 43 games over four seasons, starting the final 22 games over his final two years (10 games at RT in 2020 and 12 games at LG in 2019)...Earned his degree in criminal justice...**2020:** Started all 10 games at RT, allowing just two sacks on 430 pass blocks...Participated in the 2021 Reese's Senior Bowl...Was part of a line that tied for No. 4 in the SEC with 19 sacks allowed...Blocked for an offense that ranked in the top three in the SEC in yards per game (No. 1, 555.5), rushing yards per game (No. 1, 210.6), passing yards per attempt (No. 2, 10.3), completion percentage (No. 2, 71.0), rushing TDs (No. 2, 23), points per game (No. 3, 39.2), touchdowns (No. 3, 54), yards per play (No. 3, 6.97), passing TDs (No. 3, 30) and passing yards per game (No. 3, 344.9)...Finished with the best run-blocking grade among Ole Miss linemen vs. Florida (Sept. 26) as the Rebels racked up 613 total yards, the first time since 1969 (vs. Alabama) that they posted 600-plus yards of total offense and 400-plus yards passing vs. an SEC opponent...Was the highest-rated run blocker on the offensive line vs. Alabama (Oct. 10) and helped the offense record 647 yards, the most a Crimson Tide defense had ever given up...Blocked for an offense that totaled 708 yards vs. South Carolina

(Nov. 14), the third most in school history and the most in an SEC contest...**2019:** Started all 12 games at LG, allowing just one sack on 416 pass blocks...Made his first career start at LG and did not allow a sack or QB hit on 53 snaps at Memphis (Aug. 31)...Tied for the team lead with 91 snaps at Alabama (Sept. 28) and did not allow a sack or QB hit...Did not allow a QB hit, pressure, sack or hurry vs. New Mexico State (Nov. 9) and helped Ole Miss record the fifth-most rushing yards in school history (447) and the most since 1962...**2018:** Appeared in all 12 games on special teams and as a reserve offensive lineman...Saw action on the offensive line vs. Kent State (Sept. 22), helping to block for QB Jordan Ta'amu, who posted 442 passing yards (No. 4 in school history)...Appeared on 19 snaps vs. Louisiana-Monroe (Oct. 6) and helped block for an Ole Miss offense that set school records for both total offense (826 yards) and passing yards (517)...**2017:** Played in nine games as a

redshirt freshman...Made his college debut in the season opener vs. South Alabama (Sept. 2).

PERSONAL: Given name Royce Dalton Newman...Born in Breese, Ill. ...His brother, Travis, played on the offensive line at Division II McKendree University from 2012-15 and his sister, Mackenzie, played volleyball at Rend Lake College...**High school:** Helped lead Nashville (Ill.) High School to the semifinals of the 2A state playoffs...Earned first-team all-area honors from the *Belleville News-Democrat* in both football and basketball, as well as 2A all-state recognition in basketball from the Illinois Basketball Coaches Association...Played offensive tackle, tight end and defensive end in football and power forward in basketball...Rated a four-star prospect by Scout and 247Sports and ranked among the top 250 national recruits by both outlets.

NFL debut/first start: at New Orleans, 9/12/21

CAREER TRANSACTIONS

■ 2021 Selected by Green Bay Packers in the fourth round (142nd overall) of '21 NFL Draft, May 1...Signed first contract, May 14.

ROYCE NEWMAN'S NFL REGULAR-SEASON STATISTICS

DATE	TEAM	GP	GS
2021	Packers	17	16
2022	Packers	17	6
2023	Packers	17	2
NFL TOTALS		51	24

ROYCE NEWMAN'S NFL POSTSEASON STATISTICS

DATE	TEAM	GP	GS
2021	Packers	1	0
2023	Packers	2	0
NFL TOTALS		3	0

"FULLBACK IS THE POSITION I FEEL I CAN PLAY BETTER."


November 19, 1957

Dear Mr. Vainisi,

Reference to your letter dated November 11, 1957.

I am very much interested in playing professional football. Football is a great sport and I enjoy playing it. Yes, I would be interested in playing with the Green Bay Packers. My military status is 1A Category 4. Yes, I will be able to play pro ball before entering the service. I prefer playing in either the United States or Canada. Fullback is the position I feel I can play better.

Sincerely,
Jim Taylor - Baton Rouge, La.



25 KEISEAN NIXON

CORNERBACK
South Carolina

Sixth NFL Season
Third Packers Season



Ht: 5-10 » Wt: 200 » Born: June 22, 1997 » NFL Games Played/Started: 74/19 » Acquired: FA-22

PRO HIGHLIGHTS:

► Became just the second player in team history to post 750-plus yards on kickoff returns in back-to-back seasons (2022-23), joining Randall Cobb (2011-12).

► Leads the NFL with eight games with 100-plus kickoff return yards since 2022.

► Played in all 34 regular-season games for the Packers in 2022-23 and after starting four games in 2022, set a career high with 13 starts in 2023. Also set career highs last season in tackles (79), solo tackles (58), tackles for a loss (three), sacks (half-sack) and passes defended (six).

► In two seasons with the Packers, posted his first two career interceptions, one in 2022 and one in 2023.

► On Sept. 24, 2023 vs. New Orleans, became the first Packer to post a rushing attempt, a kickoff return, a punt return and a tackle on defense since Allen Rossum on Nov. 12, 2000 (Stathead).

► Returned a kickoff 73 yards in the 2023 Divisional Playoff game at San Francisco, the second-longest kickoff return by a Packer in team playoff history behind only Desmond Howard (99-yard TD vs. New England, Jan. 26, 1997).

► Led the league in 2022 in kickoff returns of 50-plus yards (five) and 30-plus yards (11), the most by a Packer in both categories dating back to 2000.

► In 2022, became just the fourth player since the 1970 AFL-NFL merger to post 1,000-plus yards on 35 or fewer kickoff returns, joining Patterson (2015, 2020), Joe McKnight (2011) and Alvin Haymond (1970).

► Registered 20 tackles (15 solo), two QB hits and a pass defended on defense while posting 18 tackles on special teams in three seasons with the Oakland/Las Vegas Raiders (2019-21).

► Led the Raiders and finished No. 5 in the league among rookies with a career-best nine special teams tackles in 2019.

2023 SEASON: Played in all 17 games with 13 starts and registered a career-high 79 tackles (58 solo), an interception, six passes defended, three tackles for a loss, a half-sack and a quarterback hit...Ranked No. 2 on the team in solo tackles, No. 3 in total tackles and tied for No. 3 on the team in passes defended...Also had one carry for 11 yards...Earned first-team All-Pro honors at kick returner from *The Associated Press*...Was also named to the All-NFL team as a kick returner by the Pro Football Writers of America and to the NFLPA Players' All-Pro team as a kick returner...Returned 30 kickoffs for 782 yards (26.1 avg.) and 14 punts for 95 yards (6.8 avg.)...Led the NFL in kickoff return yardage and kickoff return average...Added a tackle on special teams...Appeared in both playoff contests, making one start and recording 16 tackles (10 solo), a sack, a tackle for a loss, a QB hit and two passes defended...Also returned two kickoffs for 97 yards (48.5 avg.) with a long of 73 yards...**Vs. New Orleans (Sept. 24):** Registered three tackles (all assisted), a pass defended and an 11-yard rush for his first career rushing attempt. It was his first career snap on offense. Returned a punt and a kickoff, picking up 24 yards on the kickoff return, to become the first Packer to post a rushing attempt, a kickoff return, a punt return and a tackle on defense since Rossum on Nov. 12, 2000 (Stathead)...**Vs. L.A. Rams**

AT A GLANCE ...



- First name is pronounced KEY-shawn.
- Became the fourth kick returner to be named first-team All-Pro by *The Associated Press* in back-to-back years (2022-23), joining Cordarrelle Patterson (2019-20), Devin Hester (2006-07) and Mel Gray (1990-91). Was the first Packer to earn a spot on the AP All-Pro team at KR since the position was added in 1976.
- Was also named to the All-NFL and All-NFC teams as a kick returner by the Pro Football Writers of America in both 2022 and 2023, and in 2023 he was selected to the NFLPA Players' All-Pro team as a kick returner. Became just the second kick returner in franchise history to be selected to the All-NFL team by the PFWA (KR Roell Preston in 1998).
- In 2022-23, joined AI Carmichael (1956-57) as the only players in team history to lead the NFL in kickoff return yards in back-to-back seasons (min. 20 att.).
- Ranked No. 2 in the NFL with an average of 28.83 yards per kickoff return in 2022, the best single-season mark in franchise history among players with 30-plus kickoff returns.
- Spent the first three years of his career (2019-21) with the Raiders, appearing in 40 games with two starts.
- Played two years at the University of South Carolina after transferring from Arizona Western College (Yuma, Ariz.), where he earned second-team All-America honors.

(Nov. 5): Posted five tackles (all solo) on defense and recorded his longest kickoff return of the season on the opening kick of the second half when he returned it 51 yards to set Green Bay up around midfield. Also had one punt return for 15 yards...**At Pittsburgh (Nov. 12):** Registered four tackles (two solo) and a pass defended when he nearly intercepted a pass intended for WR Diontae Johnson in the first quarter. Returned five kickoffs for 139 yards (27.8 average) with a long of 49 yards on the opening kickoff of the second half. Added a punt return for 12 yards...**Vs. Kansas City (Dec. 3):** Recorded five tackles (three solo) and intercepted QB Patrick Mahomes with 5:20 left in the fourth quarter and returned it 2 yards, which led to a Green Bay field goal on the ensuing drive. On special teams, returned two kickoffs for 60 yards (30.0 average) with a long of 35 yards...**At Minnesota (Dec. 31):** Led the team with a career-high 11 tackles (seven solo), a half-sack, a tackle for a loss, a QB hit and a pass defended. Credited with his first career half-sack when he helped DL Devonte Wyatt bring down QB Nick Mullens for a loss of 8 yards on the Vikings' first drive of the second half. Later in the drive, recorded a tackle for a loss when he tackled RB Ty Chandler for a loss of a yard on a pass play on third-and-3. Late in the fourth quarter, broke up a pass intended for WR Brandon Powell on fourth-and-4 to force a turnover on downs. On special teams, returned one kickoff for 23 yards (23.0 avg.)...**At Dallas (NFC Wild Card, Jan. 14):** Tied for the team lead with 11 tackles (seven solo), a sack, a tackle for a loss, a QB hit and two passes defended. Sacked QB Dak Prescott, his first career sack in the postseason, for a loss of 6 yards on third-and-5 in the second quarter, forcing Dallas to punt. Broke up a pass intended for WR CeeDee Lamb in the end zone in the second quarter and another on a deep shot to Lamb on Dallas' final drive of the game...**At San Francisco (NFC Divisional, Jan. 20):** Recorded five tackles (three solo) on defense and returned two kickoffs for 97 yards (48.5 avg.) with a long of 73 yards, the second-longest kickoff return by a Packer

in team playoff history behind only Desmond Howard (99-yard TD vs. New England, Jan. 26, 1997). His return set up a TD four plays later as Green Bay regained the lead in the third quarter.

2022: Appeared in all 17 games with four starts, posting 17 tackles (14 solo), a tackle for a loss, an interception, two passes defended and a forced fumble on defense...Finished the season with a league-leading 1,009 yards on kickoff returns, becoming just the third player in team history to lead the NFL in the category (Carmichael in 1956 and 1957, Hampton in 1971)... Was tied for the league lead with one kickoff return for a TD... Ranked No. 1 in the NFL in kickoff returns of 50-plus yards (five, no other player with more than two) and 30-plus yards (11), the most by a Packer in both categories since 2000...Posted a league-high six games with 100-plus yards on kickoff returns, tying Hampton (1971) for the most in a season by a Packer (since 1950)...Ranked No. 2 in the NFL with an average of 28.83 yards per kickoff return, the best single-season mark in franchise history among players with 30-plus kickoff returns...According to Stathead, his streak of four consecutive games with 100-plus yards on kickoff returns (Weeks 10-13) was tied for the longest by a Packer (WR Steve Odom, four straight, 1975) since 1941... Posted a kickoff return of 30-plus yards in seven straight games (Weeks 11-13, 15-18), the longest streak by a Packer dating back to 2000 and the longest in the NFL since Jets WR Andre Roberts (seven straight) in 2018...Also returned 11 punts for 140 yards (12.7 avg.) and added six tackles on special teams...**At Tampa Bay (Sept. 25):** Saw significant action on defense in place of injured CB Jaire Alexander (groin), recording a season-high six tackles (five solo). Forced a fumble by WR Russell Gage early in the third quarter, the first forced fumble of his career, that was recovered by DL Jarran Reed at midfield. Downed a punt at the 2-yard line in the third quarter that would lead to a Tampa Bay punt...**Vs. Tennessee (Nov. 17):** Returned two punts for 37 yards (18.5 avg.) and five kickoffs for 108 yards (21.6 avg.). Posted a 24-yard punt return midway through the fourth quarter, the longest punt return of the season by the Packers...**At Philadelphia (Nov. 27):** Started and played 66 defensive snaps, recording three tackles (all solo) and a tackle for a loss. Brought down TE Grant Calcaterra for a 2-yard loss on a third-quarter reception. Also returned five kickoffs for a career-high 172 yards (34.4 avg.) and became the first Packer to register two kickoff returns of 50-plus yards in a game over the past 40 seasons...**At Chicago (Dec. 4):** Started and posted an assisted tackle and the first INT of his career when he picked off QB Justin Fields at the Chicago 5 with 44 seconds remaining to clinch the 28-19 win. Also posted a tackle on special teams and returned four kickoffs for 102 yards (25.5 avg.), including a 35-yarder...**At Miami (Dec. 25):** Returned two kickoffs for 113 yards (56.5 avg.), including a 93-yard return midway through the first quarter to the Miami 9, the longest kickoff return by a Packer since Cobb's 108-yard TD vs. New Orleans on Sept. 8, 2011. Also appeared on seven defensive snaps before a groin injury ended his day...**Vs. Minnesota (Jan. 1):** Returned his lone kickoff of the day 105 yards for a touchdown early in the first quarter, the first kickoff-return TD by a Packer since Cobb's 108-yard vs. New Orleans in the 2011 season opener. It was the third-longest kickoff return in team history behind Cobb's 108-yarder and Carmichael's 106-yard TD vs. Chicago on Oct. 7, 1956. Became the first Packer to post a 90-plus-yard kickoff

return in back-to-back games over the last 45 seasons and became the third NFL player to accomplish that feat in back-to-back games in the same season over that time span (Tony Horne, 1999; Byron Hanspard, 1997). It marked his seventh consecutive game with 90-plus kickoff return yards on five or fewer returns, the second-longest streak in NFL history behind only Glyn Milburn (eight-game streak in 1996).

2021: Played in 11 games with one start for the Raiders after missing the first four weeks due to a leg injury suffered during training camp...Recorded eight tackles (six solo) on defense while adding four stops on special teams...**Vs. N.Y. Giants (Nov. 7):** Recorded two tackles on special teams, including a stop of WR Pharaoh Cooper at the Giants' 18-yard line on a kickoff early in the second quarter...**Vs. Washington (Dec. 5):** Registered two tackles on special teams...**At Cleveland (Dec. 20):** Played 33 snaps and finished the game with a season-high four tackles (three solo). On a third-and-8 late in the first quarter, stopped RB Demetric Felton after a gain of 4 yards on an out route...**Vs. Denver (Dec. 26):** Played 30 snaps on defense and recorded three stops (all solo). On a third-and-6 at the Denver 29, blitzed and then changed course and chased down QB Drew Lock a yard short of the marker on a scramble up the middle...**At Cincinnati (AFC Wild Card, Jan. 15):** Was tied for No. 2 on the team with two tackles on special teams.

2020: Appeared in 15 games with one start, totaling nine tackles (six solo)...Was tied for No. 4 on the team with five special teams tackles and returned three kickoffs for 21 yards (7.0 avg.)...**At Carolina (Sept. 13):** Posted two tackles (one solo) on six defensive snaps...**At New England (Sept. 27):** Recorded a season-high two tackles on special teams, including taking down S Kyle Dugger at the New England 14 on a kickoff early in the fourth quarter...**At L.A. Chargers (Nov. 8):** Registered a tackle on special teams, stopping WR K.J. Hill for no gain on a punt early in the first quarter...**At N.Y. Jets (Dec. 6):** Posted a season-high three tackles (all solo) on defense. With under 1:30 to play, stopped RB Ty Johnson for a gain of a yard on third-and-6...**Vs. L.A. Chargers (Dec. 17):** Made his first career start, playing on 58 defensive snaps and recording two tackles (one solo)...**At Denver (Jan. 3):** Recorded a tackle (assist) on defense while adding a stop on special teams.

2019: Played in 14 games and led the team with a career-high nine special teams tackles...Added three kickoff returns for 63 yards (21.0 avg.)...**Vs. Denver (Sept. 9):** Appeared on 19 snaps on special teams in his NFL debut...**Vs. Kansas City (Sept. 15):** Saw action on both defense and special teams, recording two tackles (both solo) on defense...**At Minnesota (Sept. 22):** Registered a tackle on special teams...**At L.A. Chargers (Dec. 22):** Recorded a tackle (solo) and a pass defended on defense and posted a career-high three stops on special teams. Brought down CB Desmond King at the Chargers' 10 on a punt for no gain late in the first quarter...**2019 Draft:** Signed with the Raiders as an undrafted free agent on May 3.

COLLEGE: Played two years at South Carolina after transferring from Arizona Western College in Yuma, Ariz. ...In two years with the Gamecocks, played in 24 games with 12 starts, recording 71 tackles (49 solo), 1½ tackles for a loss,

PACKERS CHEERLEADERS

The Green Bay Packers once had official cheerleaders, but after the 1988 season the decision was made not to reinstate them. While some Packers fans supported the official cheerleaders, many were opposed or indifferent, at best.

Helping the Packers make the decision to discontinue the program was a television news poll in which fans were generally split over whether they wanted the program to continue.

Bob Harlan, then the Packers' executive vice president of administration, was quoted in an official release Feb. 7, 1989, saying: "In general terms, the poll disclosed there were as many fans who expressed opposition to the return of the cheerleaders as there were those in favor of restoring them. On that basis, we felt the appropriate decision at this time would be to continue without them."

At this time, there are no plans to return to official cheerleaders.

For several years, the team has used cheering squads from two local schools, St. Norbert College in De Pere, Wis., and the University of Wisconsin-Green Bay.

two INTs, nine passes defended and a fumble recovery... Earned an invite to the East-West Shrine game... Majored in interdisciplinary studies...**2018:** Played in 12 games with 11 starts, totaling 63 tackles (42 solo), 1½ tackles for a loss and a team-high nine passes defended... Also had three kickoff returns for 45 yards (15.0 avg.)... Was one of three players selected by his peers for the Unselfish Teammate Award for special teams... Posted eight tackles (five solo), including a tackle for a loss, at Kentucky (Sept. 29)... Registered a career-high 13 tackles (seven solo) and a pass defended at Mississippi (Nov. 3)...**2017:** Played in 12 games with one start and recorded eight tackles (seven solo) and two INTs, including one he returned 45 yards for a game-sealing TD vs. Arkansas (Oct. 7)... Recorded his second INT of the season vs. Clemson (Nov. 25)... Made his first career start vs. Michigan (Jan. 1) in the Outback Bowl and recorded four tackles (three solo)...**2016:** In his second year at Arizona Western College, led the team to an 11-1 record and an appearance in the NJCAA national title game... Posted 30 tackles with six INTs (returning two for TDs) and 11 passes defended on his way to earning second-team All-America honors... Also averaged 42.0 yards on nine kickoff

returns with two TDs... Named the NJCAA Special Teams Player of the Week after logging 316 return yards, including back-to-back kickoff returns for TDs, at Mesa Community College (Nov. 5)... Was rated the No. 3 JUCO cornerback and No. 10 overall player by ESPN.com...**2015:** Posted 36 tackles, five INTs and four passes defended.

PERSONAL: Given name Keisean Monier Nixon... First name is pronounced KEY-shawn... Born in Long Beach, Calif. ... Played in the North Long Beach Pop Warner League in Southern California... **High school:** Attended Bishop Mora Salesian High School in Los Angeles, where he played running back and cornerback and ran track... Was sidelined for most of his senior season due to a broken collarbone... **Community involvement:** Visited cancer patients and helped raise money at a high school football game for the Vince Lombardi Cancer Foundation as part of the Packers Vs. Cancer initiative... Hosted a free youth football camp for more than 250 kids from the Long Beach Community... Donated \$2,000 to help the Hub City 6U youth football team in Compton, Calif., get to the national youth championship in Florida in 2019.

NFL debut: vs. Denver, 9/9/19
First NFL start: vs. L.A. Chargers, 12/17/20
First NFL interception: at Chicago, 12/4/22 (J.Fields)
First NFL touchdown: vs. Minnesota, 1/1/23 (105-yard kickoff return)
First NFL sack: at Minnesota, 12/31/23 (½, N.Mullens)

CAREER TRANSACTIONS

- 2019 Signed by Oakland Raiders as undrafted free agent, May 3.
- 2021 Placed on injured reserve (leg), Sept. 2... Activated off injured reserve, Oct. 9.
- 2022 Signed by Packers as free agent, March 26.
- 2023 Re-signed by Packers as unrestricted free agent, March 15.
- 2024 Re-signed by Packers as unrestricted free agent, March 15.

KEISEAN NIXON'S NFL REGULAR-SEASON DEFENSIVE STATISTICS

YEAR	TEAM	GP	GS	TACKLES							INTERCEPTIONS							ST			MISC						
				TK	S	A	TFL	YDS	SK	YDS	QBH	NO	YDS	LG	TD	PD	FF	FR	TD	YDS	TK	S	A	FF	FR	S	A
2019	Raiders	14	0	3	3	0	0	0	0.0	0.0	0	0	0	0	0	0	0	0	0	9	9	0	0	0	0	0	0
2020	Raiders	15	1	9	6	3	0	0	0.0	0.0	1	0	0	0	0	0	0	0	0	5	3	2	0	0	0	0	0
2021	Raiders	11	1	8	6	2	0	0	0.0	0.0	1	0	0	0	0	0	0	0	0	4	1	3	0	0	0	0	0
2022	Packers	17	4	17	14	3	1	2	0.0	0.0	0	1	1	1	0	2	1	0	0	6	4	2	0	0	0	0	0
2023	Packers	17	13	79	58	21	3	8	0.5	4.0	1	1	2	2	0	6	0	0	0	1	1	0	0	2	0	0	
NFL TOTALS		74	19	116	87	29	4	10	0.5	4.0	3	2	3	2	0	9	1	0	0	25	18	7	0	2	0	0	0

KEISEAN NIXON'S NFL POSTSEASON DEFENSIVE STATISTICS

YEAR	TEAM	GP	GS	TACKLES							INTERCEPTIONS							ST			MISC						
				TK	S	A	TFL	YDS	SK	YDS	QBH	NO	YDS	LG	TD	PD	FF	FR	TD	YDS	TK	S	A	FF	FR	S	A
2021	Raiders	1	0	0	0	0	0	0	0.0	0.0	0	0	0	0	0	0	0	0	0	2	0	2	0	0	0	0	0
2023	Packers	2	1	16	10	6	1	6	1.0	6.0	1	0	0	0	0	2	0	0	0	0	0	0	0	0	0	0	0
NFL TOTALS		3	1	16	10	6	1	6	1.0	6.0	1	0	0	0	2	0	0	0	0	2	0	2	0	0	0	0	0

KEISEAN NIXON'S NFL REGULAR-SEASON RETURN STATISTICS

DATE	TEAM	KICKOFF RETURNS					PUNT RETURNS					
		RET.	YDS.	AVG.	LG	TD	NO.	FC	YDS.	AVG.	LG	TD
2019	Raiders	3	63	21.0	26	0	0	0	0	0.0	0	0
2020	Raiders	3	21	7.0	18	0	0	0	0	0.0	0	0
2021	Raiders	0	0	0.0	0	0	0	0	0	0.0	0	0
2022	Packers	35	1,009	28.8	105t	1	11	0	140	12.7	24	0
2023	Packers	30	782	26.1	51	0	14	1	95	6.8	34	0
NFL TOTALS		71	1,875	26.4	105t	1	25	1	235	9.4	34	0

KEISEAN NIXON'S NFL POSTSEASON RETURN STATISTICS

DATE	TEAM	KICKOFF RETURNS					PUNT RETURNS					
		RET.	YDS.	AVG.	LG	TD	NO.	FC	YDS.	AVG.	LG	TD
2021	Raiders	0	0	0.0	0	0	0	0	0	0.0	0	0
2023	Packers	2	97	48.5	73	0	0	0	0	0.0	0	0
NFL TOTALS		2	97	48.5	73	0	0	0	0	0.0	0	0

SINGLE-GAME HIGHS: DEFENSIVE

Total Tackles 11 at Minnesota Vikings, Dec 31, 2023
7 at Carolina Panthers, Dec 24, 2023
...2 more at 7.

Solo Tackles 7 at Minnesota Vikings, Dec 31, 2023
6 at Carolina Panthers, Dec 24, 2023
...2 more at 6.

Sacks 0.5 at Minnesota Vikings, Dec 31, 2023
2 vs. Minnesota Vikings, Oct 29, 2023
1 at Minnesota Vikings, Dec 31, 2023
...6 more at 1.

Forced Fumbles 1 at Tampa Bay Buccaneers, Sep 25, 2023
1 at Minnesota Vikings, Dec 31, 2023

Tackles For Loss 1 vs. Los Angeles Chargers, Nov 19, 2023
...2 more at 1.

Interceptions 1 vs. Kansas City Chiefs, Dec 03, 2023
1 at Chicago Bears, Dec 04, 2022

Special Teams Fumble Recoveries 1 at New York Giants, Dec 11, 2023
1 vs. Los Angeles Chargers, Nov 19, 2023

SINGLE-GAME HIGHS: SPECIAL TEAMS

Kickoff Returns 5 at Pittsburgh Steelers, Nov 12, 2023
5 vs. Detroit Lions, Sep 28, 2023
...3 more at 5.

Kickoff Return Yards 172 at Philadelphia Eagles, Nov 27, 2022
139 at Pittsburgh Steelers, Nov 12, 2023
105t vs. Minnesota Vikings, Jan 01, 2023
93 at Miami Dolphins, Dec 25, 2022

Longest Kickoff Return 38 vs. Detroit Lions, Jan 08, 2023
37 vs. Tennessee Titans, Nov 17, 2022
34 vs. Detroit Lions, Sep 28, 2023
24 vs. Tennessee Titans, Nov 17, 2022

Punt Return Yards 38 vs. Detroit Lions, Jan 08, 2023

Longest Punt Return 37 vs. Tennessee Titans, Nov 17, 2022

Punt Returns 4 vs. Detroit Lions, Jan 08, 2023
2 at Carolina Panthers, Dec 24, 2023
...5 more at 2.

Punt Return Average 9.5 vs. Detroit Lions, Jan 08, 2023

Kickoff Return Average 34.4 at Philadelphia Eagles, Nov 27, 2022
27.8 at Pittsburgh Steelers, Nov 12, 2023

Special Teams Tackles 3 at Los Angeles Chargers, Dec 22, 2019
2 at Washington Commanders, Oct 23, 2022
...3 more at 2.

2023 GXG REGULAR SEASON (PACKERS)

DATE OPPONENT	P/S	TK	S	A	SK	YDS	INT	PD	FF	FR
09/10 at Bears	S	7	6	1	0.0	0.0	0	0	0	0
09/17 at Falcons	S	2	0	2	0.0	0.0	0	0	0	0
09/24 Saints	P	3	3	0	0.0	0.0	0	1	0	0
09/28 Lions	P	2	1	1	0.0	0.0	0	0	0	0
10/09 at Raiders	S	6	5	1	0.0	0.0	0	0	0	0
10/22 at Broncos	S	2	1	1	0.0	0.0	0	0	0	0
10/29 Vikings	S	5	4	1	0.0	0.0	0	2	0	0
11/05 Rams	S	5	5	0	0.0	0.0	0	0	0	0
11/12 at Steelers	S	4	2	2	0.0	0.0	0	1	0	0
11/19 Chargers	S	7	6	1	0.0	0.0	0	0	0	0
11/23 at Lions	P	4	3	1	0.0	0.0	0	0	0	0
12/03 Chiefs	S	5	3	2	0.0	0.0	1	1	0	0
12/11 at Giants	S	4	3	1	0.0	0.0	0	0	0	0
12/17 Buccaneers	S	1	0	1	0.0	0.0	0	0	0	0
12/24 at Panthers	S	7	6	1	0.0	0.0	0	0	0	0
12/31 at Vikings	S	11	7	4	0.5	4.0	0	1	0	0
01/07 Bears	P	4	3	1	0.0	0.0	0	0	0	0
2023 TOTALS	17-13	79	58	21	0.5	4.0	1	6	0	0

2022 GXG REGULAR SEASON (PACKERS)

DATE OPPONENT	P/S	TK	S	A	SK	YDS	INT	PD	FF	FR
09/11 at Vikings	P	1	1	0	0.0	0.0	0	0	0	0
09/18 Bears	P	0	0	0	0.0	0.0	0	0	0	0
09/25 at Buccaneers	P	6	5	1	0.0	0.0	0	0	1	0
10/02 Patriots	S	0	0	0	0.0	0.0	0	0	0	0
10/09 Giants	P	0	0	0	0.0	0.0	0	0	0	0
10/16 Jets	P	0	0	0	0.0	0.0	0	0	0	0
10/23 at Commanders	P	0	0	0	0.0	0.0	0	0	0	0
10/30 at Bills	P	0	0	0	0.0	0.0	0	0	0	0
11/06 at Lions	P	2	1	1	0.0	0.0	0	1	0	0
11/13 Cowboys	P	0	0	0	0.0	0.0	0	0	0	0
11/17 Titans	P	1	1	0	0.0	0.0	0	0	0	0
11/27 at Eagles	S	3	3	0	0.0	0.0	0	0	0	0
12/04 at Bears	S	1	0	1	0.0	0.0	1	1	0	0
12/19 Rams	S	3	3	0	0.0	0.0	0	0	0	0
12/25 at Dolphins	P	0	0	0	0.0	0.0	0	0	0	0
01/01 Vikings	P	0	0	0	0.0	0.0	0	0	0	0
01/08 Lions	P	0	0	0	0.0	0.0	0	0	0	0
2022 TOTALS	17-4	17	14	3	0.0	0.0	1	2	1	0

2023 GXG POSTSEASON (PACKERS)

DATE OPPONENT	P/S	TK	S	A	SK	YDS	INT	PD	FF	FR
01/14 at Cowboys	S	11	7	4	1.0	6.0	0	2	0	0
01/20 at 49ers	P	5	3	2	0.0	0.0	0	0	0	0
2023 TOTALS	2-1	16	10	6	1.0	6.0	0	2	0	0

2020 GXG REGULAR SEASON (RAIDERS)

DATE OPPONENT	P/S	TK	S	A	SK	YDS	INT	PD	FF	FR
09/13 at Panthers	P	2	1	1	0.0	0.0	0	0	0	0
09/21 Saints	P	0	0	0	0.0	0.0	0	0	0	0
09/27 at Patriots	P	0	0	0	0.0	0.0	0	0	0	0
10/04 Bills	P	0	0	0	0.0	0.0	0	0	0	0
10/11 at Chiefs	P	0	0	0	0.0	0.0	0	0	0	0
10/25 Buccaneers										
11/01 at Browns	P	0	0	0	0.0	0.0	0	0	0	0
11/08 at Chargers	P	0	0	0	0.0	0.0	0	0	0	0
11/15 Broncos	P	0	0	0	0.0	0.0	0	0	0	0
11/22 Chiefs	P	0	0	0	0.0	0.0	0	0	0	0
11/29 at Falcons	P	1	1	0	0.0	0.0	0	0	0	0
12/06 at Jets	P	3	3	0	0.0	0.0	0	0	0	0
12/13 Colts	P	0	0	0	0.0	0.0	0	0	0	0
12/17 Chargers	S	2	1	1	0.0	0.0	0	0	0	0
12/26 Dolphins	P	0	0	0	0.0	0.0	0	0	0	0
01/03 at Broncos	P	1	0	1	0.0	0.0	0	0	0	0
2020 TOTALS	15-1	9	6	3	0.0	0.0	0	0	0	0

2021 GXG REGULAR SEASON (RAIDERS)

DATE OPPONENT	P/S	TK	S	A	SK	YDS	INT	PD	FF	FR
09/13 Ravens										
09/19 at Steelers										
09/26 Dolphins										
10/04 at Chargers										
10/10 Bears	P	0	0	0	0.0	0.0	0	0	0	0
10/17 at Broncos	P	1	0	1	0.0	0.0	0	0	0	0
10/24 Eagles	P	0	0	0	0.0	0.0	0	0	0	0
11/07 at Giants	P	0	0	0	0.0	0.0	0	0	0	0
11/14 Chiefs	P	0	0	0	0.0	0.0	0	0	0	0
11/21 Bengals										
11/25 at Cowboys										
12/05 Washington	P	0	0	0	0.0	0.0	0	0	0	0
12/12 at Chiefs	P	0	0	0	0.0	0.0	0	0	0	0
12/20 at Browns	S	4	3	1	0.0	0.0	0	0	0	0
12/26 Broncos	P	3	3	0	0.0	0.0	0	0	0	0
01/02 at Colts	P	0	0	0	0.0	0.0	0	0	0	0
01/09 Chargers	P	0	0	0	0.0	0.0	0	0	0	0
2021 TOTALS	11-1	8	6	2	0.0	0.0	0	0	0	0

2019 GXG REGULAR SEASON (RAIDERS)

DATE OPPONENT	P/S	TK	S	A	SK	YDS	INT	PD	FF	FR
09/09 Broncos	P	0	0	0	0.0	0.0	0	0	0	0
09/15 Chiefs	P	2	2	0	0.0	0.0	0	0	0	0
09/22 at Vikings	P	0	0	0	0.0	0.0	0	0	0	0
09/29 at Colts	P	0	0	0	0.0	0.0	0	0	0	0
10/06 Bears	P	0	0	0	0.0	0.0	0	0	0	0
10/20 at Packers										
10/27 at Texans	P	0	0	0	0.0	0.0	0	0	0	0
11/03 Lions	P	0	0	0	0.0	0.0	0	0	0	0
11/07 Chargers										
11/17 Bengals	P	0	0	0	0.0	0.0	0	0	0	0
11/24 at Jets	P	0	0	0	0.0	0.0	0	0	0	0
12/01 at Chiefs	P	0	0	0	0.0	0.0	0	0	0	0
12/08 Titans	P	0	0	0	0.0	0.0	0	0	0	0
12/15 Jaguars	P	0	0	0	0.0	0.0	0	0	0	0
12/22 at Chargers	P	1	1	0	0.0	0.0	0	1	0	0
12/29 at Broncos	P	0	0	0	0.0	0.0	0	0	0	0
2019 TOTALS	14-0	3	3	0	0.0	0.0	0	1	0	0

42 MATT ORZECH

LONG SNAPPER

Azusa Pacific

Fifth NFL Season

Second Packers Season



Ht: 6-3 » Wt: 245 » Born: April 12, 1995 » NFL Games Played/Started: 67/0 » Acquired: UFA [LAR]-23

PRO HIGHLIGHTS:

► Joined the Packers in 2023 and handled all snapping duties for each of the 17 regular-season games and both postseason contests.

► Appeared in 50 regular-season games during his first three seasons in the NFL, handling snapping duties for all 34 contests for the Los Angeles Rams in 2021-22 and all 16 games for the Jacksonville Jaguars in 2019.

► Helped Rams K Matt Gay connect on 60 of 64 field goals in 2021-22, a 93.8 percentage that ranked No. 2 in the NFL over that span.

► Handled snapping duties for the Rams for all four of their postseason contests in 2021 as the team captured a world title with a win over the Cincinnati Bengals in Super Bowl LVI.

► As a rookie with Jacksonville in 2019, helped K Josh Lambo set a single-season team record for field goals made (33) and P Logan Cooke lead the NFL with a franchise-record net punting average of 44.5 yards.

► Originally entered the league in May 2019 as an undrafted free agent with the Baltimore Ravens.

2023 SEASON: Played in all 17 games and both postseason contests, handling snapping duties for all punts and placements...Snapped for K Anders Carlson, who set an NFL rookie mark with 17 games with a field goal (previous league high was 15 games) and tied the franchise record for the most consecutive games with a made field goal at 17 straight (Mason Crosby, 2013-14)...Also snapped for P Daniel Whelan, whose average of 46.2 yards per punt was the second-best single-season mark in team history behind only Corey Bojorquez (46.5 avg.) in 2021...**At Chicago (Sept. 10):** Appeared on 11 special teams snaps in his Packers debut, handling snapping duties for all punts and placements as Carlson connected on a 52-yard FG...**At Carolina (Dec. 24):** Snapped for Carlson, who made two field goals, a career-long of 53 yards in the second quarter and a 32-yarder that proved to be the game-winner with 19 seconds left in the fourth quarter.

2022: Handled snapping duties in all 17 contests for the Rams for the second straight season...Registered a career-high three tackles on special teams...Snapped for Gay, who ranked No. 4 in the league in field-goal percentage (93.3, 28 of 30) and tied the single-season franchise record with seven field goals of 50-plus yards (tied for No. 7 in the NFL)...Also snapped for P Riley Dixon, who posted the second-best punting average (48.4) in a season in franchise history...**Vs. Dallas (Oct. 9):** Posted a career-high two special teams tackles...**Vs. Denver (Dec. 25):** Snapped for Gay as he connected on all three of his FGs, including two from 50-plus yards (55, 53), and all six extra points.

2021: Handled snapping duties for the Rams in all 17 games... Snapped for Gay, who connected on 32 of 34 field goals, ranking No. 2 in the league with a FG percentage of 94.1...Helped Gay register 144 points on the season, good for No. 3 in the NFL... Also handled snapping duties for all four postseason contests... Was waived by the Titans on May 10 and then was claimed by

AT A GLANCE ...



- Last name is pronounced OR-zick.
- Appeared in 67 regular-season games during his first four seasons in the league, handling snapping duties for all 17 contests for the Packers last season, for all 34 games for the Los Angeles Rams in 2021-22 and all 16 games for the Jacksonville Jaguars in 2019.
- Helped Rams K Matt Gay connect on 60 of 64 field goals in 2021-22, a 93.8 percentage that ranked No. 2 in the NFL over that span.
- Handled snapping duties for the Packers during both 2023 playoff contests and for the Rams for all four of their postseason games in 2021 as the team captured a world title with a win over the Cincinnati Bengals in Super Bowl LVI.
- As a rookie with Jacksonville in 2019, helped K Josh Lambo set a single-season team record for field goals made (33) and P Logan Cooke lead the NFL with a franchise-record net punting average of 44.5 yards.
- Played in 46 games with eight starts during his five seasons at Azusa Pacific (2013-15, 2017-18), seeing time at tight end and long snapper.

the Rams on May 11...**Vs. Chicago (Sept. 12):** Played seven snaps in his debut with the Rams as Gay connected on both of his field goal attempts (53, 22)...**At Seattle (Oct. 7):** Recorded a tackle on special teams...**Vs. Cincinnati (Super Bowl LVI, Feb. 13):** Handled snapping duties for all punts and placements as P Johnny Hekker placed three punts inside the 20.

2020: Was waived by the Jaguars on Sept. 5 and then was signed by the Miami Dolphins to their practice squad on Sept. 10...Was signed to the Titans' active roster on Nov. 5 and was inactive for three games before being released by the team on Nov. 30.

2019: Handled snapping duties for all 16 games as a rookie for the Jaguars...Helped Lambo set a single-season franchise record for field goals made as Lambo connected on 33 of 34 FGs (league-best 97.1 pct.)...Also snapped for Cooke, who led the NFL with a net punting average of 44.5 yards, the top single-season mark in team history...Was with the Ravens during training camp before being released in the final roster reduction and then was claimed by the Jaguars...**Vs. Kansas City (Sept. 8):** Made his NFL debut, appearing on six snaps...**At Oakland (Dec. 15):** Snapped for Cooke as he posted a season-high 49.2-yard net average on five punts...**Vs. Indianapolis (Dec. 29):** Handled snapping duties as Lambo connected on a pair of 50-yard field goals (53, 56)...**2019 Draft:** Signed with the Ravens as an undrafted free agent on May 3.

COLLEGE: Played in 46 games with eight starts during his five seasons with the Cougars (2013-15, 2017-18), seeing time at tight end and long snapper...Posted eight receptions for 139 yards (17.4 avg.), with all of his catches coming as a senior... Registered 11 special teams tackles...Majored in graphic design...**2018:** Appeared in all 12 games with five starts, posting eight receptions for 139 yards (17.4 avg.) along with seven tackles on special teams...Registered his first career

reception when he hauled in an 11-yard pass at Western Oregon (Sept. 15)...Posted a 38-yard grab vs. Central Washington (Oct. 6)...Recorded a career-high five catches for a career-best 81 yards (16.2 avg.) at Central Washington (Nov. 10)...**2017:** Started the first two games at TE before sustaining a season-ending injury...**2016:** Was sidelined for the entire season due to injury...**2015:** Appeared in all 10 games as a reserve TE and also handled long-snapping duties...Posted a tackle on special teams...**2014:** Played in all 11 games as a reserve TE, helping to block for an offense that allowed just 18 sacks on the season and averaged 269.3 rushing yards per game...Added a tackle on special teams...**2013:** Saw action in 11 games at long snapper as a true freshman...Registered two tackles on special teams and made one start at tight end.

PERSONAL: Given name Matthew Robert Orzech... Last name is pronounced OR-zick...Born in San Diego, Calif. ...Married, wife's name is Destiny...The couple has two sons...His father, Matt, played football at Iowa State...**High school:** Was a three-year letterwinner as a tight end and defensive end at Paloma Valley High School (Menifee, Calif.), helping the Wildcats to a 9-4 record and the third round of the CIF playoffs as a senior in 2012...Posted six receptions for 97 yards (16.2 avg.) and a TD along with 55 tackles and nine sacks as a senior...Also lettered two years in baseball as a pitcher and first baseman, hitting .354 with five doubles as a senior...**Community involvement:** Helped raise money at a high school football game for the Vince Lombardi Cancer Foundation as part of the Packers Vs. Cancer initiative.

NFL debut: vs. Kansas City, 9/8/19

CAREER TRANSACTIONS

- 2019 Signed by Baltimore Ravens as undrafted free agent, May 3...Waived by Ravens, Aug. 30...Claimed off waivers by Jacksonville Jaguars, Sept. 1.
- 2020 Waived by Jaguars, Sept. 5...Signed by Miami Dolphins to practice squad, Sept. 10...Signed by Tennessee Titans to active roster, Nov. 5...Waived by Titans, Nov. 30.
- 2021 Re-signed by Titans, Jan. 11...Waived by Titans, May 10...Claimed off waivers by Los Angeles Rams, May 11.
- 2023 Signed by Green Bay Packers as unrestricted free agent, March 17...Released by Packers, Aug. 29...Signed by Packers, Aug. 31.

MATT ORZECH'S NFL REGULAR-SEASON STATISTICS

DATE	TEAM	GP
2019	Jaguars	16
2021	Rams	17
2022	Rams	17
2023	Packers	17
NFL TOTALS		67

MATT ORZECH'S NFL POSTSEASON STATISTICS

DATE	TEAM	GP
2021	Rams	4
2023	Packers	2
NFL TOTALS		6

COLDEST RECORDED HOME GAMES, PACKERS HISTORY (SINCE 1959)

COLDEST RECORDED HOME GAMES, TEAM HISTORY

-13	D 31	1967 Dallas Cowboys (GB)	W	21	17
-1	J 20	2008 New York Giants (GB)	L	20	23
0	D 26	1993 Los Angeles Raiders (GB)	W	28	0
2	D 22	1990 Detroit Lions (GB)	L	17	24
3	J 12	1997 Carolina Panthers (GB)	W	30	13
3	D 7	2008 Houston Texans (GB)	L	21	24
5	J 5	2013 San Francisco 49ers (GB)	L	20	23
6	N 28	1976 Chicago Bears (GB)	L	10	16
8	D 20	1992 Los Angeles Rams (GB)	W	28	13
9	D 8	2013 Atlanta Falcons (GB)	W	22	21
10	D 3	1972 Detroit Lions (GB)	W	33	7
10	D 4	1977 Detroit Lions (GB)	W	10	9
10	D 12	1982 Detroit Lions (GB)	L	10	30
10	D 15	1991 Detroit Lions (GB)	L	17	21
10	D 23	2017 Minnesota Vikings (GB)	L	0	16

postseason games in bold

COLDEST SEPTEMBER HOME GAMES

43	S 26	1965 Baltimore Colts (Milw)	W	20	17
46	S 24	2001 Washington Redskins (GB)	W	37	0
49	S 30	2018 Buffalo Bills (GB)	W	22	0
51	S 17	1973 New York Jets (Milw)	W	23	7
51	S 21	1975 Detroit Lions (Milw)	L	16	30
52	S 25	1960 Chicago Bears (GB)	L	14	17
52	S 24	1961 San Francisco 49ers (GB)	W	30	10
52	S 23	1990 Kansas City Chiefs (GB)	L	3	17
53	S 19	1971 New York Giants (GB)	L	40	42
53	S 29	1974 Detroit Lions (Milw)	W	21	19

COLDEST OCTOBER HOME GAMES

36	O 26	1980 Minnesota Vikings (GB)	W	16	3
37	O 15	2018 San Francisco 49ers (GB)	W	33	30
38	O 11	1959 San Francisco 49ers (GB)	W	21	20
39	O 29	1972 Minnesota Vikings (GB)	L	13	27
39	O 31	1993 Chicago Bears (GB)	W	17	3
39	O 29	2023 Minnesota Vikings (GB)	L	10	24
40	O 18	1981 San Francisco 49ers (Milw)	L	3	13
41	O 24	1965 Dallas Cowboys (Milw)	W	13	3
41	O 28	1984 Detroit Lions (GB)	W	41	9
42	O 17	1976 Philadelphia Eagles (GB)	W	28	13
42	O 15	1978 Seattle Seahawks (Milw)	W	45	28
42	O 17	1983 Washington Redskins (GB)	W	48	47
42	O 22	1995 Minnesota Vikings (GB)	W	38	21

COLDEST NOVEMBER HOME GAMES

6	N 28	1976 Chicago Bears (GB)	L	10	16
19	N 24	2013 Minnesota Vikings (GB)	T	26	26
22	N 12	1995 Chicago Bears (GB)	W	35	28
22	N 23	1997 Dallas Cowboys (GB)	W	45	17
25	N 22	1964 Cleveland Browns (Milw)	W	28	21
26	N 27	1977 Minnesota Vikings (GB)	L	6	13
26	N 17	2022 Tennessee Titans (GB)	L	17	27
27	N 9	1986 Washington Redskins (GB)	L	7	16
27	N 19	2000 Indianapolis Colts (GB)	W	26	24
28	N 15	1992 Philadelphia Eagles (Milw)	W	27	24
28	N 29	2004 St. Louis Rams (GB)	W	45	17
28	N 16	2014 Philadelphia Eagles (GB)	W	53	20
28	N 30	2014 New England Patriots (GB)	W	26	21
28	N 19	2017 Baltimore Ravens (GB)	L	0	23
29	N 30	1975 Chicago Bears (GB)	W	28	7
29	N 24	1991 Indianapolis Colts (Milw)	W	14	10
29	N 28	1993 Tampa Bay Buccaneers (GB)	W	13	10

11 JAYDEN REED

WIDE RECEIVER
Michigan State

Second NFL Season
Second Packers Season



Ht: 5-11 » Wt: 187 » Born: April 28, 2000 » NFL Games Played/Started: 16/13 » Acquired: D2b-23

PRO HIGHLIGHTS:

► Played in 16 games with 13 starts last season and ranked No. 1 on the team with 64 catches for a team-high 793 yards (11.3 avg.) and eight TDs (tied for No. 1 on the team).

► Set a franchise rookie record for receptions, eclipsing WR Sterling Sharpe's mark of 55 catches in 1988.

► Tied for the team lead with eight receiving TDs, the third most by a rookie in team history, and a team-best 793 receiving yards as he became the first rookie to lead the Packers in catches and receiving yards since Sharpe in 1988.

► Became the first rookie in NFL history to post 100-plus rushing yards (119), multiple rushing TDs (two), 60-plus receptions, 750-plus receiving yards and eight-plus receiving TDs.

► Was one of only three players in the NFL last season (Cowboys WR CeeDee Lamb, Raiders WR Jakobi Meyers) to post eight-plus receiving TDs and multiple rushing TDs and was just the third rookie WR in NFL history to hit those marks in a season (Ray Ramsey, 1947; Chase Claypool, 2020).

► His 10 total TDs on the season rank No. 3 in franchise history among rookies behind only Billy Howton (13 in 1952) and RB Eddie Lacy (11 in 2013).

► Ranked No. 3 in the NFL among rookies in TD catches, No. 6 in receiving yards, No. 8 in receptions and tied for No. 1 in catches of 30-plus yards (10).

► His 13 starts last season were the most by a Green Bay rookie WR dating back to 1990.

► Selected by the Packers in the second round (No. 50 overall) of the 2023 NFL Draft, becoming the highest-drafted wide receiver from Michigan State since Devin Thomas (second round, No. 34 overall) was selected by Washington in 2008.

2023 SEASON: Played in 16 games with 13 starts and ranked No. 1 on the team with 64 catches for a team-high 793 yards (11.3 avg.) and eight TDs (tied for No. 1 on the team)...Set a franchise rookie record for catches as he topped Sharpe's mark of 55 in 1988...His eight receiving TDs rank No. 3 among Green Bay rookies behind only Howton (13 in 1952) and Max McGee (nine in 1954)...His 10 total TDs on the season rank No. 3 in franchise history among rookies behind only Howton (13 in 1952) and Lacy (11 in 2013)...Ranked No. 3 in the NFL among rookies in TD catches, No. 6 in receiving yards and No. 8 in receptions...Had 10 receptions of 30-plus yards, tied for No. 1 among rookies in the category (Rams WR Puka Nacua)...His 10 tied for the fifth most by an NFL rookie since 2000 and were the most by a Green Bay rookie since 2000...Rushed for 119 yards and two TDs on 11 carries (10.8 avg.)...Was one of only three players in the league in 2023 (Lamb, Myers) to post eight-plus receiving TDs and multiple rushing TDs and was just the third rookie WR in NFL history to hit those marks in a season (Ramsey, 1947; Claypool, 2020)...Became the first rookie in NFL history to post 100-plus rushing yards, multiple rushing TDs, 60-plus receptions, 750-plus receiving yards and eight-plus receiving TDs...Was tied for No. 1 in the NFL among rookies in TDs from scrimmage (10)...Played in both postseason contests with one start and caught four passes for 35 yards (8.8 avg.)...**At Chicago (Sept. 10):** Started in his NFL debut, posting two receptions for 48 yards

AT A GLANCE ...



- Set a franchise rookie record with 64 receptions in 2023, eclipsing WR Sterling Sharpe's mark of 55 catches in 1988.
- Tied for the team lead with eight receiving TDs, the third most by a rookie in team history, and posted a team-best 793 receiving yards as he became the first rookie to lead the Packers in catches and receiving yards since Sharpe in 1988.
- Became the first rookie in NFL history to post 100-plus rushing yards (119), multiple rushing TDs (two), 60-plus receptions, 750-plus receiving yards and eight-plus receiving TDs.
- Was one of only three players in the NFL last season (Cowboys WR CeeDee Lamb, Raiders WR Jakobi Meyers) to post eight-plus receiving TDs and multiple rushing TDs and was just the third rookie WR in NFL history to hit those marks in a season (Ray Ramsey, 1947; Chase Claypool, 2020).
- Played three seasons at Michigan State (2020-22), finishing his career ranked No. 6 in school history in receptions (147) and tied for No. 7 in TD catches (18).
- Earned second-team All-Big Ten honors from the coaches as a receiver and third-team recognition as a kick/punt returner from the media in 2022.
- Earned first-team All-America honors from the American Football Coaches Association as a junior in 2021 as an all-purpose player after leading the Big Ten in punt return TDs (two) and ranking No. 2 in the conference in all-purpose yards (128.8 ypg).

(24.0 avg.) along with three punt returns for 54 yards (18.0 avg.). Registered a 30-yard catch and a 35-yard punt return, becoming just the third NFL player since 2000 (Eagles WR DeSean Jackson, 2008; Seahawks WR Golden Tate, 2010) to record a catch of 30-plus yards and a punt return of 35-plus yards in their NFL debut. His 35-yard punt return was the longest by a Green Bay rookie in a season opener over the past 45 seasons...**At Atlanta (Sept. 17):** Posted a team-high four catches for 37 yards (9.3 avg.), including the first two TD receptions of his career. Caught a 9-yard TD pass from QB Jordan Love early in the second quarter and then added a 10-yard scoring grab from Love late in the third quarter. Joined WR James Lofton (Sept. 10, 1978) as the only Packers to have multiple receiving TDs in a game within their first two NFL contests...**At Pittsburgh (Nov. 12):** Paced the team with 84 receiving yards and a TD on five receptions (16.8 avg.), making a leaping grab in the end zone for a 35-yard TD catch in the second quarter...**vs. L.A. Chargers (Nov. 19):** Led the team with a career-high 46 rushing yards on three carries (15.3 avg.), highlighted by the first rushing TD of his career, a career-long 32-yarder for a score on the first play of the second quarter. Also caught four passes for 46 yards (11.5 avg.), joining Don Hutson (Oct. 22, 1944), Lofton (Sept. 20, 1982) and Christian Watson (Dec. 4, 2022) as the only rookie WRs in team history to register 45-plus rushing yards and 45-plus receiving yards in a game...**At N.Y. Giants (Dec. 11):** Posted a career-high eight receptions for 27 yards (3.4 avg.), tied for the second-most catches in a game by a Green Bay rookie behind only McGee's nine at the L.A. Rams on Dec. 12, 1954. Added 38 rushing yards on four carries (9.5 avg.), highlighted by a 20-yard TD run with just over a minute remaining in the first quarter...**At Minnesota (Dec. 31):** Tied for the team lead with six receptions for 89 yards (14.8 avg.) and two TDs (tied his career high). Caught a 33-yard TD pass over the middle with

5:10 remaining in the first quarter and then scored on a 25-yard reception with eight seconds remaining in the first half, making him just the second Green Bay rookie since 2000 to post two receiving TDs of 25-plus yards in a game (Watson, Week 10 in 2022 vs. Dallas). It marked his fifth consecutive road game with a TD from scrimmage, the longest streak by an NFL rookie since Broncos RB Phillip Lindsay in 2018 (five games). Was sidelined for the second half due to a chest injury. **•Vs. Chicago (Jan. 7):** Led the team with a career-high 112 yards receiving on four catches (28.0 avg.), highlighted by a career-long 59-yard reception to the Chicago 13 with just under 13 minutes remaining in the game to set up a 25-yard Anders Carlson field goal that put Green Bay up, 17-9. **•2023 Draft:** Selected by the Packers with the second of two picks in the second round (No. 50 overall), a pick obtained from Tampa Bay along with a sixth-round selection (No. 179) in exchange for a second-round pick (No. 48).

COLLEGE: Started all 31 games he appeared in with the Spartans (2020-22), posting 147 receptions (No. 6 in school history) for 2,069 yards (14.1 avg.) and 18 TDs (tied for No. 7 in school history)...Began his career at Western Michigan (2018) before transferring to Michigan State in 2019...Played in 44 games with 43 starts during his collegiate career, catching 203 passes for 2,866 yards (14.1 avg.) and 26 TDs while adding 581 yards and three TDs on punt returns (14.9 avg.) and 841 kickoff return yards (20.0 avg.)...Earned his degree in communication...**•2022:** Started all 11 games he appeared in, ranking No. 2 on the team in receptions (55), receiving yards (639) and TD catches (seven)...Earned second-team All-Big Ten honors at WR from the coaches and third-team recognition as a kick/punt returner from the media...Led the conference in punt returns with an 8.8-yard average (13 returns for 114 yards)...Led the team with a season-best nine receptions for a season-high 117 yards (13.0 avg.) and a TD vs. Wisconsin (Oct. 15) while adding a 25-yard TD pass to WR Koeon Coleman in the first overtime...**•2021:** Started all 13 games and posted a career-high 59 catches for a career-best 1,026 yards (17.4 avg.) and a career-high 10 TDs...Returned 12 punts for 238 yards (19.8 avg., led Big Ten) and two TDs (tied single-season school record), posted 16 kickoff returns for 376 yards (23.5 avg.) and added 34 rushing yards and a TD on seven carries (4.9 avg.)...Earned first-team All-America honors from the AFCA as an all-purpose player...Was one of five finalists for the Paul Hornung Award, which is given annually to the nation's most versatile player...Was named to the Biletnikoff Award Watch List...Earned first-team All-Big Ten honors from *The Associated Press* as an all-purpose player...Earned second-team All-Big Ten recognition as a returner by both the coaches and media...Led the FBS with the two TDs on punt returns...Ranked No. 2 in the Big Ten in all-purpose yards (128.8 ypg), No. 2 in yards per reception (17.4) and No. 3 in kickoff returns (23.5 avg.)...Led the Spartans in explosive plays (20-plus yards) with 32 on the season (20 receptions, nine kickoff returns, three punt returns)...Was one of only five FBS players with 200-plus yards on punt returns and 300-plus yards on kickoff returns...Hauled in four passes for a career-high 181 yards (45.3 avg.) and two TDs vs. Youngstown State (Sept. 11), posting two receptions for 160 yards in the first half alone (75-yard TD catch on first play

of the game; 85-yard TD grab in the second quarter)...Finished with a career-high 264 all-purpose yards (181 receiving, 32 kickoff return, 48 punt return)...Was named the Big Ten Special Teams Player of the Week after returning a punt 62 yards for a TD to tie the game at 20 with 3:47 remaining vs. Nebraska (Sept. 25), the first punt return for a TD by a Spartan since 2011...Returned a punt for a TD for the second straight game when he took one 88 yards for a score in the first quarter vs. Western Kentucky (Oct. 2), tied for the third-longest punt return in school annals...Became just the third player in school history to return two punts for TDs in the same season (James Ellis, 1951; Bill Simpson, 1972)...Added four receptions for 127 yards (31.8 avg.) and a TD as he finished with a career-high 285 all-purpose yards...Was named the Offensive MVP after catching two TD passes, including a go-ahead 22-yard score with 2:51 remaining to put the Spartans up, 22-21, vs. Pittsburgh (Chick-fil-A Peach Bowl, Dec. 30)...**•2020:** Started all seven games and posted a team-high 33 receptions for 407 yards (12.3 avg.) and three TDs...Led the Spartans and ranked No. 8 in the Big Ten in all-purpose yards (109.6 ypg)...Ranked No. 4 in the Big Ten with an average of 20.6 yards on kickoff returns...Earned third-team All-Big Ten honors from Pro Football Focus and honorable mention from the media as a kick returner...Added six carries for 17 yards (2.8 avg.) and two punt returns for 14 yards (7.0 avg.)...Posted a career-high 11 receptions for 128 yards (11.6 avg.) and two TDs vs. Rutgers (Oct. 24), becoming the first player in school history to register 100-plus receiving yards in his Spartan debut...**•2019:** Sat out the season after transferring to Michigan State...**•2018:** Played in all 13 games with 12 starts for the Broncos, posting 56 catches for 797 yards (14.2 avg.) and eight TDs...Earned Freshman All-America honors from the FWA and second-team All-Mid-American Conference recognition from Pro Football Focus...Posted four 100-yard receiving games...Returned 12 punts for 215 yards (17.9 avg.) and a TD and returned nine kickoffs for 116 yards (12.9 avg.)...Had seven receptions for 121 yards (17.3 avg.) and a TD vs. Syracuse (Aug. 31) in his collegiate debut...Posted a 93-yard punt return for a TD vs. Delaware State (Sept. 15), the second-longest punt return in school history...Tied WR Greg Jennings' school record with four TD receptions (10, 13, 27, 5 yards), finishing with seven grabs for a season-high 137 yards (19.6 avg.) at Miami of Ohio (Sept. 29).

PERSONAL: Given name Jayden Kevon Reed...Born in Chicago, Ill. ...His cousin, Robert Hughes, played running back in the NFL for the Indianapolis Colts (2012-13) and Arizona Cardinals (2014)...**High school:** Earned first-team all-state honors from the Illinois Football Coaches Association and first-team All-Illinois recognition from *USA Today* as a senior at Naperville (Ill.) Central High School after posting 1,179 receiving yards and 18 total TDs...Earned all-area honors from the *Chicago Sun-Times* and also earned all-conference accolades...Transferred to Naperville Central after spending his first three seasons at Metea Valley High School (Aurora, Ill.), where he had 23 catches for 403 yards (17.5 avg.) and four TDs as a junior...Finished his high school career with 60 receptions for 1,792 yards (29.9 avg.) and 20 TDs...**Community involvement:** Hosted a youth football camp at Lansing (Mich.) Everett High School in September 2022.

NFL debut/first start: at Chicago, 9/10/23
First NFL touchdown: at Atlanta, 9/17/23 (9 yards, J.Love)

CAREER TRANSACTIONS

- 2023 Selected by Green Bay Packers as second of two choices in the second round (50th overall) of '23 NFL Draft, April 28... Signed first contract, July 20.

JAYDEN REED'S NFL REGULAR-SEASON RUSHING/RECEIVING STATISTICS

DATE	TEAM	RECEIVING							RUSHING				
		GP	GS	NO.	YDS.	AVG.	LG	TD	NO.	YDS.	AVG.	LG	TD
2023	Packers	16	13	64	793	12.4	59	8	11	119	10.8	32t	2
NFL TOTALS		16	13	64	793	12.4	59	8	11	119	10.8	32t	2

JAYDEN REED'S NFL POSTSEASON RUSHING/RECEIVING STATISTICS

DATE	TEAM	RECEIVING							RUSHING				
		GP	GS	NO.	YDS.	AVG.	LG	TD	NO.	YDS.	AVG.	LG	TD
2023	Packers	2	1	4	35	8.8	27	0	1	9	9.0	9	0
NFL TOTALS		2	1	4	35	8.8	27	0	1	9	9.0	9	0

JAYDEN REED'S NFL REGULAR-SEASON RETURN STATISTICS

DATE	TEAM	PUNT RETURNS						
		NO.	FC	YDS.	AVG.	LG	TD	
2023	Packers	11	14	94	8.5	35	0	
NFL TOTALS		11	14	94	8.5	35	0	

JAYDEN REED'S NFL POSTSEASON RETURN STATISTICS

DATE	TEAM	PUNT RETURNS						
		NO.	FC	YDS.	AVG.	LG	TD	
2023	Packers	2	4	16	8.0	12	0	
NFL TOTALS		2	4	16	8.0	12	0	

SINGLE-GAME HIGHS: RUSHING/RECEIVING/RETURNS

Rush Attempts	4 at New York Giants, Dec 11, 2023 3 vs. Los Angeles Chargers, Nov 19, 2023 46 vs. Los Angeles Chargers, Nov 19, 2023 38 at New York Giants, Dec 11, 2023	Longest Receptions	59 vs. Chicago Bears, Jan 07, 2024 46 at Pittsburgh Steelers, Nov 12, 2023 2 at Minnesota Vikings, Dec 31, 2023 2 at Atlanta Falcons, Sep 17, 2023
Rushing Yards	32t vs. Los Angeles Chargers, Nov 19, 2023 21 vs. Los Angeles Rams, Nov 05, 2023	Receiving TDs	54 at Chicago Bears, Sep 10, 2023 22 vs. Los Angeles Rams, Nov 05, 2023 35 at Chicago Bears, Sep 10, 2023 22 vs. Los Angeles Rams, Nov 05, 2023
Longest Runs	1 at New York Giants, Dec 11, 2023 1 vs. Los Angeles Chargers, Nov 19, 2023	Punt Return Yards	3 at Chicago Bears, Sep 10, 2023 2 at New York Giants, Dec 11, 2023 ...1 more at 2.
Rushing TDs	8 at New York Giants, Dec 11, 2023 6 at Minnesota Vikings, Dec 31, 2023 ...1 more at 6.	Longest Punt Return	22 vs. Los Angeles Rams, Nov 05, 2023 3 at Chicago Bears, Sep 10, 2023 2 at New York Giants, Dec 11, 2023 ...1 more at 2.
Receptions	112 vs. Chicago Bears, Jan 07, 2024 89 at Minnesota Vikings, Dec 31, 2023 28.0 vs. Chicago Bears, Jan 07, 2024 21.0 vs. New Orleans Saints, Sep 24, 2023	Punt Returns	2 at Minnesota Vikings, Dec 31, 2023 2 at Atlanta Falcons, Sep 17, 2023 112 vs. Chicago Bears, Jan 07, 2024 92 vs. Los Angeles Chargers, Nov 19, 2023
Receiving Yards		Most TDs	
Receiving Average		Scrimmage Yards	

2023 GXG REGULAR SEASON (PACKERS)

DATE	OPPONENT	P/S	RECEIVING							RUSHING				
			NO.	YDS.	AVG.	LG	TD	NO.	YDS.	AVG.	LG	TD		
09/10	at Bears	S	2	48	24.0	30	0	1	-2	-2.0	-2	0		
09/17	at Falcons	P	4	37	9.3	10t	2	0	0	0.0	0	0		
09/24	Saints	S	3	63	21.0	30	0	0	0	0.0	0	0		
09/28	Lions	S	3	55	18.3	44	0	0	0	0.0	0	0		
10/09	at Raiders	S	1	7	7.0	7	0	0	0	0.0	0	0		
10/22	at Broncos	S	3	21	7.0	12	1	0	0	0.0	0	0		
10/29	Vikings	S	4	83	20.8	34	0	0	0	0.0	0	0		
11/05	Rams	S	3	19	6.3	11	0	1	21	21.0	21	0		
11/12	at Steelers	P	5	84	16.8	46	1	0	0	0.0	0	0		
11/19	Chargers	S	4	46	11.5	19	0	3	46	15.3	32t	1		
11/23	at Lions	S	4	34	8.5	14	1	2	16	8.0	15	0		
12/03	Chiefs	S	4	16	4.0	9	0	0	0	0.0	0	0		
12/11	at Giants	S	8	27	3.4	8	0	4	38	9.5	20	1		
12/17	Buccaneers	P	6	52	8.7	20	1	0	0	0.0	0	0		
12/24	at Panthers							INACTIVE/INJURY						
12/31	at Vikings	S	6	89	14.8	33t	2	0	0	0.0	0	0		
01/07	Bears	S	4	112	28.0	59	0	0	0	0.0	0	0		
2023 TOTALS		16-13	64	793	12.4	59	8	11	119	10.8	32t	2		

2023 GXG POSTSEASON (PACKERS)

DATE	OPPONENT	P/S	RECEIVING							RUSHING				
			NO.	YDS.	AVG.	LG	TD	NO.	YDS.	AVG.	LG	TD		
01/14	at Cowboys	P	0	0	0.0	0	0	0	0	0.0	0	0		
01/20	at 49ers	S	4	35	8.8	27	0	1	9	9.0	9	0		
2023 TOTALS		2-1	4	35	8.8	27	0	1	9	9.0	9	0		

PACKERS WHO HAVE WON THE HEISMAN TROPHY

Year	Player	Pos.	School	In Green Bay
1941	Bruce Smith	B	Minnesota	1945-48
1956	Paul Hornung	B	Notre Dame	1957-62, 64-66
1990	Ty Detmer	QB	Brigham Young	1992-95
1991	Desmond Howard	WR	Michigan	1996, 99
1996	Danny Wuerffel	QB	Florida	2000
1997	Charies Woodson	CB	Michigan	2006-12



SEAN RYAN

75

GUARD
UCLA

Third NFL Season
Third Packers Season

Ht: 6-5 » Wt: 321 » Born: September 15, 2000 » NFL Games Played/Started: 13/0 » Acquired: D3-22

PRO HIGHLIGHTS:

- ▶ Played in 12 contests for the Packers in 2023, splitting time at right guard with Jon Runyan for the final four regular-season games and both playoff contests.
- ▶ Part of a line that did not allow a sack in the playoffs, the first time in franchise history that the Packers did not give up a sack in back-to-back games in a single postseason.
- ▶ Helped protect QB Jordan Love as he ranked No. 2 in the NFL in passing TDs (32) and No. 7 in passing yards (4,159) and TD/INT ratio (2.91) last season.
- ▶ Appeared in one game for the Packers as a rookie in 2022.
- ▶ Selected by the Packers in the third round (No. 92 overall) of the 2022 NFL Draft, becoming the first UCLA offensive lineman to be drafted by Green Bay since C Mike Flanagan (third round) in 1996.

2023 SEASON: Played in 12 games, seeing action on offense and special teams...Was active for four other contests (Weeks 2-3, 5, 10), but did not see any action, and was inactive for one game (Week 1)...Appeared in both postseason contests as the line did not allow a sack in either game...**Vs. L.A. Rams (Nov. 5):** Saw the first action of his career on offense, appearing on 15 snaps. Played seven snaps at RG in place of Runyan (was being evaluated for an injury) and then appeared on the final eight snaps at LG in place of Elgton Jenkins with the Packers holding a 20-3 lead...**Vs. Tampa Bay (Dec. 17):** Split time with Runyan at RG, appearing on 29 of 60 snaps. Helped to protect Love as he threw for 284 yards and two TDs with no INTs for a 111.5 rating...**At Carolina (Dec. 24):** Rotated with Runyan at RG, appearing on 33 of 66 snaps. Was part of line that allowed just one sack of Love on the afternoon as he threw for 219 yards and two TDs with no INTs (109.1 rating)...**At Minnesota (Dec. 31):** Appeared on 39 snaps on offense, rotating in with Runyan at RG (35 snaps) while also seeing four snaps of work for Jenkins at LG in the fourth quarter. Part of a line that did not allow a sack on the evening as the Packers posted season highs for first downs (28), total yards (470) and time of possession (37:32)...**Vs. Chicago (Jan. 7):** Rotated with Runyan at RG, appearing on 34 of 60 snaps as the offense featured a 300-yard passer (Love, 316), a 100-yard rusher (Aaron Jones, 111) and a 100-yard receiver (Jayden Reed, 112) for the first time since at Cincinnati on Oct. 10, 2021. Helped Jones become the first Packer since RB Ahman Green in 2006 to register three consecutive 100-yard rushing games and helped Love register a career-best 128.6 passer rating...**At Dallas (NFC Wild Card, Jan. 14):** Played 26 snaps on offense, rotating in for Runyan at RG and also playing LG for Jenkins for the final seven snaps of the game with the Packers holding a big lead. Part of a line that protected Love as he completed 16 of 21 passes for 272 yards and three TDs for a 157.2 rating, tying the top mark in NFL postseason history for passer rating by a QB in his first playoff start. Helped the Packers tie a franchise playoff record with 48 points as they became the first team in NFL postseason history to register 48-plus points, 400-plus total yards, no turnovers and no sacks allowed...**At San Francisco (NFC Divisional, Jan. 20):** Played 20 snaps at RG as he rotated with Runyan. Part of a line that did not allow a sack, the first time in franchise history that the Packers did not give up a sack in back-to-back games

AT A GLANCE ...



- Played in 12 contests for the Packers in 2023, splitting time at right guard with Jon Runyan for the final four regular-season games and both playoff contests.
- Part of a line that did not allow a sack in the playoffs, the first time in franchise history that the Packers did not give up a sack in back-to-back games in a single postseason.
- Selected by the Packers in the third round (No. 92 overall) of the 2022 NFL Draft, becoming the first UCLA offensive lineman to be drafted by Green Bay since C Mike Flanagan (third round) in 1996.
- Started all 31 games he appeared in at LT during his three years at UCLA, helping the Bruins rank No. 2 in the Pac-12 with an average of 193.5 rushing yards per game from 2019-21.
- Earned first-team All-Pac-12 honors from the league's coaches and *Phil Steele's College Football* as a junior in 2021 as UCLA ranked No. 14 in the nation in rushing offense (215.1 ypg).

in a single postseason. Helped clear the way for Jones to rush for 108 yards on 18 carries (6.0 avg.) as he became only the second player in team history to register back-to-back 100-yard rushing games in the playoffs (RB Dorsey Levens, 1997) and as he became the first player in team history to record five straight 100-yard rushing games (including playoffs).

2022: Appeared in one contest for the Packers as a rookie, playing one snap on special teams at Detroit (Nov. 6) in his NFL debut...Dressed, but did not play in five contests (Week 1, Weeks 7-8, 11-12) and was inactive (healthy scratch) for five games (Weeks 2-6)...Was placed on the reserve/suspended list on Nov. 25 for violating the NFL policy on performance-enhancing substances and was sidelined for the final six games of the season...**2022 Draft:** Selected by the Packers in the third round (No. 92 overall).

COLLEGE: Started all 31 games he appeared in at left tackle during his three years at UCLA, helping the Bruins rank No. 2 in the Pacific-12 with an average of 193.5 rushing yards per game from 2019-21...Majored in geography and environmental studies...**2021:** Started all 12 games at LT, earning first-team All-Pac-12 honors from the league's coaches and *Phil Steele's College Football* and second-team recognition from *The Associated Press* and *Pro Football Focus*...Part of a line that paved the way for the Bruins to average over 200 yards per game on the ground for the second straight season (215.1), the first time since the 1985-87 seasons that UCLA averaged 200-plus-yards rushing in consecutive seasons...Part of a UCLA offense that ranked No. 14 in the nation in rushing offense, led the Pac-12 in scoring (36.5 ppg) and registered 200-plus rushing yards in all eight of its wins...Helped RB Zach Charbonnet (1,137 yards) register seven 100-yard games, the most by a Pac-12 player in 2021 and the most by a Bruin since UCLA's all-time leading rusher Johnathan Franklin had a school-record nine in 2012...Blocked for QB Dorian Thompson-Robinson, who led the Pac-12 in total offense (274.4 ypg), pass efficiency (153.9), passing yards per completion (13.69) and passing yards per attempt (8.51), while ranking No. 2 in passing TDs (21)...**2020:** Started at LT in all seven games, helping UCLA rank No. 2 in the Pac-12 and No. 12 in the nation with an average of 230.6 rushing yards per game...Part of a line

VETERANS

COMMUNITY

ADMIN. & COACHES

RYAN

DRAFT & FREE AGENTS

2023 REVIEW

RECORDS & HISTORY

LAMBEAU FIELD

MISC.

that allowed only 12 sacks, an average of 1.7 per game, down from 3.1 per game in 2019. . . **2019:** Started all 12 games as a true freshman at LT, earning Freshman All-American recognition from The Athletic, the Football Writers Association of America, Pro Football Focus and *USA Today*. . . Became the first true freshman to start a season opener for the Bruins at tackle since Simon Goines did so against Rice in 2012. . . Helped to block for RB Joshua Kelley, who finished No. 2 in the Pac-12 in rushing yards per game (96.4) and No. 7 in all-purpose yards per game (102.8). . . Blocked for an offense that put together a streak of five straight 200-yard rushing games (Sept. 28-Nov. 2) for the first time since 1978.

PERSONAL: Given name Sean Michael Rhyan; born in Laguna Hills, Calif. . . His father, Steve, was an International Moto-Cross professional who turned pro when he was 15 years old. . . His grandfather was a professional boxer. . . **High school:** Earned first-team all-state honors from *USA Today* as a senior in 2018 at San Juan High School (San Juan Capistrano, Calif.). . . Also earned first-team All-CIF recognition and was

named to the *Los Angeles Times* High School All-Star Team. . . Was rated the No. 1 offensive lineman in the state of California by 247Sports. . . Was selected to play in the All-American Bowl in San Antonio, Texas. . . As a junior in 2017, earned a spot on the U.S. Army All-American Combine Team and also earned all-state, all-county and All-CIF honors. . . Lettered for four years in football and three years in track and field, competing in the shot put and discus. . . Qualified to play for the high school feeder team for the Olympic USA Eagles rugby team. . . Was a silver medalist for Triton Rugby Club at the 2016 SoCal Youth Rugby State Championship. . . Set the school record for the shot put (63-3½) and discus (155-5). . . Was the Orange County champion in shot put (63-3½), the Sea View League shot put champion (58-2) and the Southern Section Division 1 shot put champion (59-5) in 2019. . . Finished third in the shot put (61-5½) at the 2019 California state championship meet. . . **Community involvement:** Participated in the Huddle for Heroes event in October 2023, an event that brought together Packers players and military veterans to thank the veterans for their service.

NFL debut: at Detroit, 11/6/22

CAREER TRANSACTIONS

- 2022 Selected by Green Bay Packers in the third round (92nd overall) of '22 NFL Draft, April 29. . . Signed first contract, May 6. . . Placed on reserve/suspended, Nov. 25.

SEAN RHYAN'S NFL REGULAR-SEASON STATISTICS

DATE	TEAM	GP	GS
2022	Packers	1	0
2023	Packers	12	0
NFL TOTALS		13	0

SEAN RHYAN'S NFL POSTSEASON STATISTICS

DATE	TEAM	GP	GS
2023	Packers	2	0
NFL TOTALS		2	0

DID THE PACKERS EVER PAY A FRANCHISE FEE TO THE NFL?

If the Packers ever paid a franchise fee to get into the NFL, there's no record of it at the Ralph Wilson Jr. Pro Football Research and Preservation Center at the Pro Football Hall of Fame or in the Green Bay Packers' corporate records.

The American Professional Football Association (now the NFL) set a fee of \$100 at an organizational meeting on Sept. 17, 1920, according to the official minutes of the meeting. However, no team ever paid it, according to the league's official *Record and Fact Book*.

The Packers were admitted to the APFA on Aug. 27, 1921, and readmitted June 24, 1922, following a five-month expulsion. Curly Lambeau represented the Packers at the 1922 meeting and J. Emmett Clair at the 1921 meeting.

Over the 10 months between meetings, there was no mention in the league minutes of any change to the original fee of \$100 or of the Packers paying a fee, other than a \$1,000 forfeit fee in 1922 as a commitment to follow league rules. On July 28, 1923, NFL owners voted to boost the fee to \$500.

Almost two decades later, *The Milwaukee Journal* and *The Saturday Evening Post* published in-depth histories of the Packers and reported they had paid \$250 to get back into the league in 1922. Then, in 1946, Packers co-founder George Calhoun and author Arch Ward both wrote that Lambeau had paid a \$50 franchise fee in 1922.

Adding to the mystery is a 1922 franchise certificate awarded to Lambeau and the private Green Bay Football Club with \$50 handwritten in the upper left corner. But there's no record of when that notation was made. In fact, when the *Green Bay Press-Gazette* published a photo of the certificate in 1950, the \$50 notation wasn't visible.

In other words, the question of whether the Packers ever paid a franchise fee goes unanswered.

THE FIRST NFL GAME

After playing independently for two seasons, the Packers were admitted to the American Professional Football Association in 1921. A year later, the APFA changed its name to the National Football League.

The Packers played their first official league game Oct. 23, 1921, at Green Bay's Hagemeister Park, and beat the Minneapolis Marines, 7-6.

Late in the fourth quarter, the Marines fumbled a punt at their 35-yard line and Packers end Dave "Jigger" Hayes recovered. Three plays later, with the crowd yelling, "Throw a forward," Buff Wagner made a nearly impossible catch of a Curly Lambeau pass at the Marines' 14-yard line. After the Packers barely picked up a first down, fullback Art Schmaehl took a direct snap and bulled his way for a 4-yard touchdown. Lambeau's extra point proved decisive, but the crowd was already celebrating.

"Cushions went flying in the air while soaring hats were as thick as Green Bay flies on a July night," George Calhoun wrote in his game story.

Minneapolis 6 0 0 0 — 6
Green Bay 0 0 0 7 — 7

Starting lineup—LE Bill DuMoe, LT Cub Buck, LG James Cook, C Fee Klaus, RG Sammy Powers, RT Jab Murray, RE Dave Hayes, QB Adolph Kliebhan, LHB Grover Malone, RHB Buff Wagner, FB Art Schmaehl.

Others who played—G Joe Carey, B Lynn Howard, B Curly Lambeau, B Orlo McLean, E Lyle Wheeler, G Milt Wilson.

PACKERS FIRSTS

Game, Win—Sunday, Oct. 23, 1921, 7-6 victory over Minneapolis Marines, Hagemeister Park, Green Bay.

Loss—Oct. 30, 1921, fell 13-3 to Rock Island Independents, Hagemeister Park.

Touchdown—Fullback Art Schmaehl, 4-yard run, vs. Minneapolis, Oct. 23, 1921, Hagemeister Park.

Touchdown Pass—Curly Lambeau to Bill DuMoe, 35 yards (fake kick) vs. Hammond Pros, Nov. 13, 1921, Hagemeister Park.

Point After Touchdown—Curly Lambeau with Cub Buck holding, vs. Minneapolis, Oct. 23, 1921, Hagemeister Park.



ROBERT ROCHELL 22

CORNERBACK
Central Arkansas

Fourth NFL Season
Second Packers Season

Ht: 6-0 » Wt: 193 » Born: April 26, 1998 » NFL Games Played/Started: 37/5 » Acquired: FA-23 (PS-Car.)

PRO HIGHLIGHTS:

- ▶ Has played in 37 regular-season games with five starts for the Los Angeles Rams (2021-22) and Green Bay Packers (2023).
- ▶ Saw action in nine regular-season games for the Packers in 2023, contributing four tackles on special teams (tied for No. 4 on the team) as he tied his career high (2022).
- ▶ Saw the first postseason action of his career last season, appearing in two contests for Green Bay in the 2023 playoffs.
- ▶ In 2023, also spent time on the practice squads of the Seattle Seahawks and the Carolina Panthers before being signed by the Packers.
- ▶ In two seasons with the Rams (2021-22), played in 28 games with five starts, recording 15 tackles (12 solo), an interception and four passes defended. Also registered four tackles and two fumble recoveries on special teams.
- ▶ Was selected by the Rams in the fourth round (130th overall) of the 2021 NFL Draft, becoming the highest-drafted player out of the 11 players ever drafted out of Central Arkansas.

2023 SEASON: Played in nine games on special teams and recorded four tackles (tied for No. 4 on the team)...Was inactive for two contests (healthy scratch in Week 8; neck injury in Week 16)...Appeared in both playoff contests...Was signed to the active roster from the Carolina Panthers' practice squad on Oct. 25...**Vs. L.A. Rams (Nov. 5):** Appeared on five snaps on special teams in his debut with the Packers...**At Pittsburgh (Nov. 12):** Played 15 special teams snaps, making one tackle...**Vs. L.A. Chargers (Nov. 19):** Recorded a tackle on special teams...**At Detroit (Nov. 23):** Helped down a punt on the Detroit 3 as he tipped the ball to S Zayne Anderson before it entered the end zone in the third quarter...**At Minnesota (Dec. 31):** Played 12 snaps on special teams, recording one tackle on punt coverage...**Vs. Chicago (Jan. 7):** Logged nine special teams snaps, recording one tackle on kickoff coverage.

2022: Appeared in all 17 games for the Rams and recorded a solo tackle...Played mostly on special teams, recording four tackles and recovering a fumble on 320 snaps...**At Kansas City (Nov. 27):** Early in the first quarter, beat two blockers down the sideline to recover a muffed punt by WR Skyy Moore and give the Rams the ball at the Kansas City 43.

2021: Saw action in 11 games with five starts for the Los Angeles Rams and finished with 14 tackles (11 solo), an INT and four passes defended...Registered three straight games with a pass defended (Weeks 5-7)...Placed on injured reserve (chest) on Dec. 11...**Vs. Chicago (Sept. 12):** Posted a tackle (solo) and a pass defended in his NFL debut. With the Bears on the Rams' 30 early in the fourth quarter, broke up an Andy Dalton pass intended for WR Darnell Mooney on fourth down...**At Seattle (Oct. 7):** Made his first career start and registered two tackles (both solo) and a pass defended when he broke up a pass from QB Geno Smith intended for WR Tyler Lockett in the corner of the end zone with just over three minutes left in the game...**At N.Y. Giants (Oct. 17):** Started and posted career bests in tackles (five) and solo tackles (four) while also recording his first career interception. Dropped down to the ground to pick off a QB Daniel Jones pass late in the second quarter on a crossing

AT A GLANCE ...



- Last name pronounced roh-SHELL.
- Has played in 37 regular-season games with five starts for the Los Angeles Rams (2021-22) and Green Bay Packers (2023).
- Saw action in nine regular-season games for the Packers in 2023, contributing four tackles on special teams (tied for No. 4 on the team) as he tied his career high (2022).
- Saw the first postseason action of his career last season, appearing in two contests for Green Bay in the 2023 playoffs.
- In two seasons with the Rams (2021-22), played in 28 games with five starts, recording 15 tackles (12 solo), an interception and four passes defended. Also registered four tackles and two fumble recoveries on special teams.
- Named first-team All-American by the American Football Coaches Association (AFCS), second-team All-American by STATS FCS and first-team All-Southland Conference honors as a junior at Central Arkansas (2019).

route...**At Green Bay (Nov. 28):** Recovered a fumble on a muffed punt by WR Randall Cobb, picking the ball out of the air as Cobb juggled it in the second quarter to give the Rams the ball at the Green Bay 25. The ensuing drive resulted in a field goal to pull the Rams to within three points...**2021 Draft:** Selected by the Rams in the fourth round (No. 130 overall).

COLLEGE: Played four seasons at Central Arkansas and finished with 104 tackles (85 solo), 10 INTs, 38 passes defended, three forced fumbles and three fumble recoveries in 42 career games (31 starts)...Earned a degree in public relations...**2020:** Played in seven games (all starts) and posted 27 tackles (19 solo), a tackle for a loss, a forced fumble, a fumble recovery and three passes defended...Missed two games due to injury...Was invited to the Reese's Senior Bowl...**2019:** Appeared in 13 games (all starts) and recorded career highs in tackles (44), solo tackles (37), tackles for a loss (2½), interceptions (team-best five) and passes defended (team-high 18)...Also added a fumble recovery...Was tied for No. 1 in the Southland Conference in INTs and passes defended...Named a first-team All-American by the American Football Coaches Association (AFCS) and a second-team All-American by STATS FCS...Also earned first-team All-SLC honors...Named the SLC Defensive Player of the Week after posting seven tackles (five solo), an INT and two passes defended at Western Kentucky (Aug. 29)...**2018:** Saw action in 11 games with eight starts, tallying 25 tackles (21 solo), a team-best four INTs, a forced fumble and 10 passes defended...**2017:** Played in 11 games with three starts as a redshirt freshman and finished with eight tackles (all solo), an INT, a forced fumble, a fumble recovery and seven passes defended.

PERSONAL: Given name Robert Dwayne Rochell...Born in Shreveport, La. ...**High school:** Attended Fair Park High School in Shreveport, La. ...In 2015, was named to the all-district team and All-Shreveport team after posting 922 rushing yards on 93 carries (9.9 avg.), 465 receiving yards on 25 receptions (18.6 avg.) and three passes defended...Finished No. 3 in the state of Louisiana in the 100-meter event (10.8)...**Community involvement:** Helped out at the Hope House in Conway, Ga., while in college, a home for teens who are marginally housed, couch-surfing with friends or homeless.

VETERANS

COMMUNITY

ADMIN. & COACHES

ROCHELL

DRAFT & FREE AGENTS

2023 REVIEW

RECORDS & HISTORY

LAMBEAU FIELD

MISC.

NFL debut: vs. Chicago, 9/12/21

First NFL start: at Seattle, 10/7/21

First NFL interception: at N.Y. Giants, 10/17/21 (D.Jones)

CAREER TRANSACTIONS

- 2021 Selected by Los Angeles Rams in the fourth round (130th overall) of '21 NFL Draft, May 1...Signed first contract, June 2...Placed on injured reserve (chest), Dec. 11.
- 2023 Released by Rams, Aug. 29...Signed by Seattle Seahawks to practice squad, Sept. 1...Released by Seahawks from practice squad, Sept. 19...Signed by Carolina Panthers to practice squad, Sept. 20...Signed to Green Bay Packers' active roster from Panthers' practice squad, Oct. 25.
- 2024 Re-signed by Packers as unrestricted free agent, March 19.

ROBERT ROCHELL'S NFL REGULAR-SEASON DEFENSIVE STATISTICS

YEAR	TEAM	GP	GS	TACKLES						INTERCEPTIONS						ST			MISC											
				TK	S	A	TFL	YDS	SK	YDS	QBH	NO	YDS	LG	TD	PD	FF	FR	TD	YDS	TK	S	A	FF	FR	S	A			
2021	Rams	11	5	14	11	3	0	0	0.0	0.0	0	1	1	1	0	4	0	0	0	0	0	0	0	0	0	0	1	0	0	
2022	Rams	17	0	1	1	0	0	0	0.0	0.0	0	0	0	0	0	0	0	0	0	0	0	0	0	0	0	4	4	0	1	0
2023	Packers	9	0	0	0	0	0	0	0.0	0.0	0	0	0	0	0	0	0	0	0	0	0	0	0	0	0	4	4	0	0	0
NFL TOTALS		37	5	15	12	3	0	0	0.0	0.0	0	1	1	1	0	4	0	0	0	0	0	0	0	0	0	8	8	0	2	0

ROBERT ROCHELL'S NFL POSTSEASON DEFENSIVE STATISTICS

YEAR	TEAM	GP	GS	TACKLES						INTERCEPTIONS						ST			MISC											
				TK	S	A	TFL	YDS	SK	YDS	QBH	NO	YDS	LG	TD	PD	FF	FR	TD	YDS	TK	S	A	FF	FR	S	A			
2023	Packers	2	0	0	0	0	0	0	0.0	0.0	0	0	0	0	0	0	0	0	0	0	0	0	0	0	0	0	0	0	0	0
NFL TOTALS		2	0	0	0	0	0	0	0.0	0.0	0	0	0	0	0	0	0	0	0	0	0	0	0	0	0	0	0	0	0	

SINGLE-GAME HIGHS: DEFENSIVE

Total Tackles 5 at New York Giants, Oct 17, 2021
 2 vs. Tennessee Titans, Nov 07, 2021
 ...2 more at 2.

Solo Tackles 4 at New York Giants, Oct 17, 2021
 2 vs. Tennessee Titans, Nov 07, 2021
 ...1 more at 2.

Passes Defensed 1 vs. Detroit Lions, Oct 24, 2021
 1 at New York Giants, Oct 17, 2021
 ...2 more at 1.

Interceptions 1 at New York Giants, Oct 17, 2021

Interception Return Yards 1 at New York Giants, Oct 17, 2021

Special Teams Fumble Recoveries 1 at Green Bay Packers, Nov 28, 2021

2023 GXG REGULAR SEASON (PACKERS)

DATE	OPPONENT	P/S	TK	S	A	SK	YDS	INT	PD	FF	FR
09/10	at Bears										
09/17	at Falcons										
09/24	Saints										
09/28	Lions										
10/09	at Raiders										
10/22	at Broncos										
10/29	Vikings										
11/05	Rams	P	0	0	0	0.0	0.0	0	0	0	0
11/12	at Steelers	P	0	0	0	0.0	0.0	0	0	0	0
11/19	Chargers	P	0	0	0	0.0	0.0	0	0	0	0
11/23	at Lions	P	0	0	0	0.0	0.0	0	0	0	0
12/03	Chiefs	P	0	0	0	0.0	0.0	0	0	0	0
12/11	at Giants	P	0	0	0	0.0	0.0	0	0	0	0
12/17	Buccaneers	P	0	0	0	0.0	0.0	0	0	0	0
12/24	at Panthers										
12/31	at Vikings	P	0	0	0	0.0	0.0	0	0	0	0
01/07	Bears	P	0	0	0	0.0	0.0	0	0	0	0
2023 TOTALS		9-0	0	0	0	0.0	0.0	0	0	0	0

2023 GXG POSTSEASON (PACKERS)

DATE	OPPONENT	P/S	TK	S	A	SK	YDS	INT	PD	FF	FR
01/14	at Cowboys	P	0	0	0	0.0	0.0	0	0	0	0
01/20	at 49ers	P	0	0	0	0.0	0.0	0	0	0	0
2023 TOTALS		2-0	0	0	0	0.0	0.0	0	0	0	0

2022 GXG REGULAR SEASON (RAMS)

DATE	OPPONENT	P/S	TK	S	A	SK	YDS	INT	PD	FF	FR
09/08	Bills	P	0	0	0	0.0	0.0	0	0	0	0
09/18	Falcons	P	0	0	0	0.0	0.0	0	0	0	0
09/25	at Cardinals	P	0	0	0	0.0	0.0	0	0	0	0
10/03	at 49ers	P	0	0	0	0.0	0.0	0	0	0	0
10/09	Cowboys	P	1	1	0	0.0	0.0	0	0	0	0
10/16	at Panthers	P	0	0	0	0.0	0.0	0	0	0	0
10/30	49ers	P	0	0	0	0.0	0.0	0	0	0	0
11/06	at Buccaneers	P	0	0	0	0.0	0.0	0	0	0	0
11/13	Cardinals	P	0	0	0	0.0	0.0	0	0	0	0
11/20	at Saints	P	0	0	0	0.0	0.0	0	0	0	0
11/27	at Chiefs	P	0	0	0	0.0	0.0	0	0	0	0
12/04	Seahawks	P	0	0	0	0.0	0.0	0	0	0	0
12/08	Raiders	P	0	0	0	0.0	0.0	0	0	0	0
12/19	at Packers	P	0	0	0	0.0	0.0	0	0	0	0
12/25	Broncos	P	0	0	0	0.0	0.0	0	0	0	0
01/01	at Chargers	P	0	0	0	0.0	0.0	0	0	0	0
01/08	at Seahawks	P	0	0	0	0.0	0.0	0	0	0	0
2022 TOTALS		17-0	1	1	0	0.0	0.0	0	0	0	0

2021 GXG REGULAR SEASON (RAMS)

DATE	OPPONENT	P/S	TK	S	A	SK	YDS	INT	PD	FF	FR
09/12	Bears	P	1	1	0	0.0	0.0	0	1	0	0
09/19	at Colts	P	2	1	0	0.0	0.0	0	0	0	0
09/26	Buccaneers										
10/03	Cardinals	P	1	1	0	0.0	0.0	0	0	0	0
10/07	at Seahawks	S	2	2	0	0.0	0.0	0	1	0	0
10/17	at Giants	S	5	4	1	0.0	0.0	1	1	0	0
10/24	Lions	S	1	0	1	0.0	0.0	0	1	0	0
10/31	at Texans	P	0	0	0	0.0	0.0	0	0	0	0
11/07	Titans	S	2	2	0	0.0	0.0	0	0	0	0
11/15	at 49ers	S	0	0	0	0.0	0.0	0	0	0	0
11/28	at Packers	P	0	0	0	0.0	0.0	0	0	0	0
12/05	Jaguars	P	0	0	0	0.0	0.0	0	0	0	0
12/13	at Cardinals										
12/21	Seahawks										
12/26	at Vikings										
01/02	at Ravens										
01/09	49ers										
2021 TOTALS		11-5	14	11	3	0.0	0.0	1	4	0	0

2021 GXG POSTSEASON (RAMS)

DATE	OPPONENT	P/S	TK	S	A	SK	YDS	INT	PD	FF	FR
01/17	Cardinals										
01/23	at Buccaneers										
01/30	49ers										
02/13	at Bengals										
2021 TOTALS			0	0	0	0.0	0.0	0	0	0	0



BEN SIMS 89

TIGHT END
Baylor

Second NFL Season
Second Packers Season

Ht: 6-5 » Wt: 250 » Born: May 16, 2000 » NFL Games Played/Started: 17/1 » Acquired: W-23 (Min.)

PRO HIGHLIGHTS:

- ▶ Played in all 17 games with one start for Green Bay as a rookie last season, posting four catches for 21 yards (5.3 avg.) and a TD.
- ▶ Registered his first NFL touchdown catch vs. Kansas City in Week 13, capping off Green Bay's opening drive with a 1-yard TD grab from QB Jordan Love.
- ▶ Claimed off waivers by the Packers from the Minnesota Vikings on Aug. 31, 2023.
- ▶ Signed by Minnesota as an undrafted free agent on May 12, 2023.

2023 SEASON: Played in all 17 games with one start, seeing action on offense and special teams, and had four catches for 21 yards (5.3 avg.) and a TD...Also appeared in both playoff contests and posted a 4-yard catch...**At Chicago (Sept. 10):** Appeared on nine plays on offense in his NFL debut...**At Las Vegas (Oct. 9):** Posted his first reception as a pro, hauling in a 12-yard pass from QB Jordan Love early in the second quarter...**At Denver (Oct. 22):** Appeared on four plays on offense and six on special teams, catching a 2-yard pass early in the fourth quarter to convert a fourth-and-1...**vs. Kansas City (Dec. 3):** Played 20 snaps on offense and posted his first TD catch in the NFL, capping off Green Bay's opening drive with a 1-yard scoring grab from Love...**At Carolina (Dec. 24):** Made his first NFL start as the Packers opened with two tight ends, appearing on 20 snaps...**At Minnesota (Dec. 31):** Played a career-high 41 snaps on offense and posted a 6-yard reception...**At San Francisco (NFC Divisional, Jan. 20):** Played 10 snaps on offense and five on special teams, posting a 4-yard reception...**2023 Draft:** Signed by Minnesota as an undrafted free agent on May 12.

COLLEGE: Played in 43 games with 31 starts during his five seasons at Baylor (2018-22), posting 78 receptions for 785 yards (10.1 avg.) and 12 TDs...Finished No. 1 in school history in receiving TDs among tight ends, No. 2 among TEs in receptions and No. 4 among TEs in receiving yards...Was invited to the NFLPA Collegiate Bowl following his final season and scored a TD in the game...Earned his degree in environmental studies...**2022:** Appeared in 12 games with 11 starts, earning All-Big 12 honorable mention after posting 31 catches for 255 yards (8.2 avg.) and three TDs while adding a rushing TD...Was named to the watch lists for the Mackey Award and the Wuerffel Trophy...Caught four passes for 30 yards (7.5 avg.) and a TD at BYU (Sept. 10)...Registered five catches for 39 yards (7.8 avg.), including a 12-yard TD grab, at Iowa State (Sept. 24)...Posted a career-best six receptions for 33 yards (5.5 avg.) vs. Oklahoma State (Oct. 1)...**2021:** Played in 14 games with 13 starts, earning All-Big 12 honorable mention after finishing No. 3 on the team

AT A GLANCE ...



- Played in all 17 games with one start for Green Bay as a rookie last season, posting four catches for 21 yards (5.3 avg.) and a TD.
- Registered his first NFL touchdown catch vs. Kansas City in Week 13, capping off Green Bay's opening drive with a 1-yard TD grab from QB Jordan Love.
- Signed with the Minnesota Vikings as an undrafted free agent in May 2023 and was claimed off waivers by the Packers on Aug. 31, 2023.
- Among tight ends at Baylor, finished No. 1 in school history in receiving TDs (12), No. 2 in receptions (78) and No. 4 in receiving yards (785).
- Earned All-Big 12 honorable mention from the conference's coaches in 2022 after catching 31 passes for 255 yards (8.2 avg.) and three TDs.
- Caught nine TD passes in 2021, the most by a tight end in a season in school history.

with 31 catches for 361 yards (11.6 avg.) and nine TDs, the most receiving TDs by a TE in school history...Also added a rushing TD...Hauled in two passes for 43 yards (21.5 avg.), highlighted by a 33-yard TD grab, vs. Iowa State (Sept. 25)...Matched his career high with two TD catches vs. West Virginia (Oct. 9), posting TD grabs of 10 and 29 yards...Caught three passes for 52 yards (17.3 avg.) vs. BYU (Oct. 16)...Scored from a yard out vs. Texas (Oct. 30) on his first career carry...Posted a career-high 53 yards receiving on four catches (13.3 avg.) at TCU (Nov. 6)...**2020:** Started all six games he played in, finishing the season with 14 receptions for 164 yards (11.7 avg.) and three TDs (tied for the team lead)...His three receiving TDs were the most in a season by a Baylor TE since 2007 (Justin Akers, four)...Earned first-team Academic All-Big 12 honors...Posted his first career TD catch on a 25-yard reception at West Virginia (Oct. 3)...Caught four passes for 40 yards (10.0 avg.) and a career-best two TDs vs. TCU (Oct. 31)...Registered a season-high five catches for a season-best 48 yards (9.6 avg.) vs. Kansas State (Nov. 28)...**2019:** Appeared in eight games with one start before sustaining a season-ending injury...Hauled in two passes for 5 yards (2.5 avg.) at TCU (Nov. 9), the first catches of his collegiate career...Made his first collegiate start vs. Oklahoma (Nov. 16)...**2018:** Played in three games...Made his collegiate debut vs. TCU (Nov. 17).

PERSONAL: Given name James Benjamin Sims; born in San Antonio, Texas...**High school:** Caught 24 passes for 444 yards (18.5 avg.) and seven TDs as a senior at Clark High School (San Antonio, Texas)...Was named to Dave Campbell's Texas Football Texas Top 300...Posted 30 receptions for 477 yards (15.9 avg.) and two TDs as a junior...**Community involvement:** In 2022, partnered with Bitty & Beau's in Waco, Texas, helping to promote a coffee shop that hires individuals with disabilities.

NFL debut: at Chicago, 9/10/23
First NFL start: at Carolina, 12/24/23
First NFL touchdown: vs. Kansas City, 12/3/23 (1 yard, J.Love)

CAREER TRANSACTIONS

- 2023 Signed by Minnesota Vikings as undrafted free agent, May 12...Released by Vikings, Aug. 29...Claimed off waivers by Green Bay Packers, Aug. 31.

VETERANS
 COMMUNITY
 ADMIN. & COACHES
 SIMS
 DRAFT & FREE AGENTS
 2023 REVIEW
 RECORDS & HISTORY
 LAMBEAU FIELD
 MISC.

BEN SIMS' NFL REGULAR-SEASON RECEIVING STATISTICS

		RECEIVING						
DATE	TEAM	GP	GS	NO.	YDS.	AVG.	LG	TD
2023	Packers	17	1	4	21	5.3	12	1
NFL TOTALS		17	1	4	21	5.3	12	1

BEN SIMS' NFL POSTSEASON RECEIVING STATISTICS

		RECEIVING						
DATE	TEAM	GP	GS	NO.	YDS.	AVG.	LG	TD
2023	Packers	2	0	1	4	4.0	4	0
NFL TOTALS		2	0	1	4	4.0	4	0

2023 GXG REGULAR SEASON (PACKERS)

		RECEIVING						
DATE	OPPONENT	P/S	NO.	YDS.	AVG.	LG	TD	
09/10	at Bears	P	0	0	0.0	0	0	
09/17	at Falcons	P	0	0	0.0	0	0	
09/24	Saints	P	0	0	0.0	0	0	
09/28	Lions	P	0	0	0.0	0	0	
10/09	at Raiders	P	1	12	12.0	12	0	
10/22	at Broncos	P	1	2	2.0	2	0	
10/29	Vikings	P	0	0	0.0	0	0	
11/05	Rams	P	0	0	0.0	0	0	
11/12	at Steelers	P	0	0	0.0	0	0	
11/19	Chargers	P	0	0	0.0	0	0	
11/23	at Lions	P	0	0	0.0	0	0	
12/03	Chiefs	P	1	1	1.0	1t	1	
12/11	at Giants	P	0	0	0.0	0	0	
12/17	Buccaneers	P	0	0	0.0	0	0	
12/24	at Panthers	S	0	0	0.0	0	0	
12/31	at Vikings	P	1	6	6.0	6	0	
01/07	Bears	P	0	0	0.0	0	0	
2023 TOTALS		17-1	4	21	5.3	12	1	

2023 GXG POSTSEASON (PACKERS)

		RECEIVING						
DATE	OPPONENT	P/S	NO.	YDS.	AVG.	LG	TD	
01/14	at Cowboys	P	0	0	0.0	0	0	
01/20	at 49ers	P	1	4	4.0	4	0	
2023 TOTALS		2-0	1	4	4.0	4	0	

MOST DIVISION TITLES, 1995-2023

- | | |
|---|---|
| 19 New England AFC East 1996-97, 2001, '03-07, '09-19 | 6 Carolina NFC West 1996; NFC South 2003, '08, '13-15 |
| 15 Green Bay AFC Central 1995-97, 2001, AFC North 2002-04, '07, '11-14, '16, '19-21 | Cincinnati AFC North 2005, '09, '13, '15, '21-22 |
| 13 Pittsburgh AFC Central 1995-97, 2001, AFC North 2002, '04, '07-08, '10, '14, '16-17, '20 | St. Louis/L.A. Rams NFC West 1999, 2001, '03, '17-18, '21 |
| 12 Kansas City AFC West 1995, '97, 2003, '10, '16-23 | 5 Atlanta NFC West 1998; NFC South 2004, '10, '12, '16 |
| 11 Philadelphia AFC East 2001-04, '06, '10, '13, '17, '19, '22 | Chicago NFC Central 2001; NFC North 2005-06, '10, '18 |
| 10 Dallas AFC East 1995-96, '98, 2007, '09, '14, '16, '18, '21, '23 | N.Y. Giants NFC East 1997, 2000, '05, '08, '11 |
| Indianapolis AFC East 1999; AFC South 2003-07, '09-10, '13-14 | San Diego/L.A. Chargers AFC West 2004, '06-09 |
| Seattle AFC West 1999; NFC West 2004-07, '10, '13-14, '16, '20 | Jacksonville AFC Central 1998-99; AFC South '17, '22 |
| 8 Denver AFC West 1996, '98, 2005, '11-15 | Tennessee AFC Central 2000; AFC South 2002, '08, '20-21 |
| New Orleans AFC West 2000; NFC South 2006, '09, '11, '17-20 | 4 Buffalo AFC East, 2020-23 |
| San Francisco AFC West 1995, '97, 2002, '11-12, '19, '22-23 | Washington NFC East 1999, 2012, '15, '20 |
| 7 Baltimore AFC North 2003, '06, '11-12, '18-19, '23 | Arizona AFC West 2008-09, '15 |
| Houston AFC South 2011-12, '15-16, '18-19, '23 | Oakland/Las Vegas AFC West 2000-02 |
| Minnesota AFC Central 1998, 2000; NFC North 2008-09, '15, '17, '22 | 2 Detroit Lions NFC North 2023 |
| Tampa Bay AFC Central 1999; NFC South 2002, '05, '07, '21-23 | |

PACKERS TIGHT ENDS RECORDS

CAREER

Games Played

- 167 Ed West, 1984-94
- 119 Paul Coffman, 1978-85
- 116 Rich McGeorge, 1970-78
- 114 Bubba Franks, 2000-07
- 95 Marv Fleming, 1963-69

Receptions

- 322 Paul Coffman, 1978-85
- 256 Bubba Franks, 2000-07
- 223 Jermichael Finley, 2008-13
- 202 Ed West, 1984-94
- 188 Mark Chmura, 1993-99

Receiving Yards

- 4,223 Paul Coffman, 1978-85
- 2,785 Jermichael Finley, 2008-13
- 2,594 Ron Kramer, 1957, 59-64
- 2,370 Rich McGeorge, 1970-78
- 2,321 Ed West, 1984-94

Average Gain (min. 50 rec.)

- 15.3 Ron Kramer, 1957, 59-64
- 13.5 Rich McGeorge, 1970-78
- 13.1 Paul Coffman, 1978-85
- 12.5 Jermichael Finley, 2008-13
- 12.2 Jackie Harris, 1990-93
- Keith Jackson, 1995-96

Touchdowns

- 39 Paul Coffman, 1978-85
- 32 Bubba Franks, 2000-07
- 25 Ed West, 1984-94
- 20 Jermichael Finley, 2008-13
- 17 Mark Chmura, 1993-99
- Donald Lee, 2005-10

SINGLE SEASON

Receptions

- 61 Jermichael Finley, 2012
- 58 Richard Rodgers, 2015
- 56 Paul Coffman, 1979
- 55 Paul Coffman, 1981
- Jackie Harris, 1992
- Jermichael Finley, 2009, 2011
- Jimmy Graham, 2018

Receiving Yards

- 814 Paul Coffman, 1983
- 767 Jermichael Finley, 2011
- 711 Paul Coffman, 1979
- 687 Paul Coffman, 1981
- 679 Mark Chmura, 1995

Average Gain (min. 15 rec.)

- 17.1 Rich McGeorge, 1971
- 16.8 Ron Kramer, 1963
- 16.3 Rich McGeorge, 1973
- 16.2 Ron Kramer, 1964
- 16.0 Ron Kramer, 1961

Touchdowns

- 11 Paul Coffman, 1983
- Robert Tonyan, 2020
- 10 Keith Jackson, 1996
- 9 Paul Coffman, 1984
- Bubba Franks, 2001
- 8 Jermichael Finley, 2011
- Richard Rodgers, 2015



» T.J. SLATON 93

DEFENSIVE LINEMAN
Florida
Fourth NFL Season
Fourth Packers Season

Ht: 6-4 » Wt: 330 » Born: October 3, 1997 » NFL Games Played/Started: 51/19 » Acquired: 05a-21

PRO HIGHLIGHTS:

- Set career highs in 2023 in games started (17), tackles (49) and solo tackles (22) while tying his career-best mark in tackles for a loss (two), QB hits (two) and passes defended (two).
- In Week 8 vs. **Minnesota** last season, set career highs and became the first Green Bay defensive lineman with nine-plus tackles (nine) and two-plus tackles for a loss (two) since Ryan Pickett at Detroit on Dec. 12, 2010.
- Played in all 17 games with two starts in 2022, recording 31 tackles (15 solo), two tackles for a loss and two passes defended (No. 1 among Packers defensive linemen).
- Joined G/T Royce Newman as the only Packers rookies to play in all 17 regular-season games in 2021, posting 23 tackles (14 solo), a sack, two QB hits and a blocked FG.
- Was one of six rookie defensive linemen in the NFL to appear in all 17 regular-season games in 2021.
- Blocked a 42-yard Chris Blewitt FG attempt vs. **Washington** in Week 7 (2021), the first FG blocked by Green Bay since DE Datone Jones on Oct. 11, 2015, vs. **St. Louis**. Also became the first Packers rookie to block a FG attempt since CB Doug Evans on Nov. 8, 1993, vs. **Kansas City**.
- Selected by the Packers with the first of two picks in the fifth round (No. 173 overall) of the 2021 NFL Draft.

2023 SEASON: Started all 17 games for the first time in his career and recorded a career-high 49 tackles (22 solo), two tackles for a loss, two QB hits and two passes defended... Also had a tackle on special teams... Started both postseason contests, recording six tackles (four solo)... **Vs. Minnesota (Oct. 29):** Recorded career highs in tackles (nine), solo tackles (four) and tackles for a loss (two). Stopped RB Alexander Mattison for no gain on first down which was followed by two incomplete passes and a missed field goal on fourth down in the first quarter. Later in the first quarter, tackled RB Cam Akers for a loss of 2 yards on first down to collect his first tackle for a loss. His second tackle for a loss came in the fourth quarter when he dropped Akers again for a 2-yard loss on first down. Became the first Green Bay DL with nine-plus tackles and two-plus tackles for a loss since Pickett at Detroit on Dec. 12, 2010... **At Pittsburgh (Nov. 12):** Registered eight tackles (four solo - tied career high)... **At Detroit (Nov. 23):** Posted two tackles (one solo) and also registered a tackle on special teams, the first of his career... **Vs. Kansas City (Dec. 3):** Finished with three tackles (all assisted) and a pass defended. On the first play of the fourth quarter, tipped a pass intended for RB Clyde Edwards-Helaire to bring up third-and-goal for the Chiefs... **At Carolina (Dec. 24):** Recorded a solo tackle, stopping RB Chuba Hubbard for no gain on third-and-2 to help the Packers get the ball back when the Panthers could not convert on fourth down the following play... **At Minnesota (Dec. 31):** Registered an assisted tackle and a QB hit. Combined with CB Keisean Nixon to take down RB Ty Chandler at the 6 after he took a direct snap in the red zone on first-and-goal from the 7... **At Dallas (NFC Wild Card, Jan. 14):** Made his first career postseason start, recording two tackles (one solo)... **At San Francisco (NFC Divisional, Jan. 20):** Registered postseason career highs with four tackles and three solo tackles.

AT A GLANCE ...



- Was the only defensive player to appear in all 54 games for the Packers (including postseason) from 2021-23.
- In his first three seasons, recorded 103 tackles (51 solo), four tackles for a loss, a sack, four QB hits, four passes defended and a blocked FG.
- Has appeared in three postseason contests with two starts.
- Set career highs in 2023 in games started (17), tackles (49) and solo tackles (22) while tying his career-best mark in tackles for a loss (two), QB hits (two) and passes defended (two).
- Played in 45 games with 14 starts in four seasons at Florida (2017-20), recording 98 tackles (34 solo), 3½ sacks, 10 tackles for a loss, nine QB hurries, a pass defended and a fumble recovery.

2022: Played in all 17 games with two starts and posted 31 tackles (15 solo), two tackles for a loss and two passes defended (No. 1 among Packers defensive linemen)... **Vs. N.Y. Giants (Oct. 9):** Appeared on 25 defensive snaps, leading the defensive line with a career-high four tackles (two solo), and played nine special teams snaps... **At Washington (Oct. 23):** Appeared on 24 defensive snaps and recorded three tackles (all assisted)... **At Buffalo (Oct. 30):** Appeared on 22 defensive snaps and posted two tackles (both assisted)... **Vs. Tennessee (Nov. 17):** Appeared on 22 defensive snaps, posting two tackles (both solo)... **At Philadelphia (Nov. 27):** Appeared on 27 defensive snaps, recording three tackles (one solo)... **At Miami (Dec. 25):** Appeared on 20 defensive snaps, posting three tackles (two solo) and a tackle for a loss. Brought down RB Raheem Mostert for a 1-yard loss on a run midway through the third quarter... **Vs. Minnesota (Jan. 1):** Made his first career start and played 24 snaps, matching his season high with four tackles (two solo) and adding a career-best two passes defended. Assisted S Adrian Amos to bring down RB Dalvin Cook for a 1-yard loss on a third-and-goal run to force a FG attempt midway through the first quarter. Tipped a QB Kirk Cousins pass at the line, allowing Amos to intercept it and return it to the Green Bay 40 late in the first quarter... **Vs. Detroit (Jan. 8):** Started and played 32 of 62 defensive snaps, totaling three tackles (two solo).

2021: Played in all 17 games, posting 23 tackles (14 solo), a sack, two QB hits and a blocked FG... **At New Orleans (Sept. 12):** Made his NFL debut and recorded two tackles (both solo) in 16 snaps of work... **At San Francisco (Sept. 26):** Appeared on two defensive snaps and was credited with a split sack with LB Jonathan Garvin in the second quarter when they dropped QB Jimmy Garoppolo for a loss of 7 yards... **At Cincinnati (Oct. 10):** Played on 13 defensive snaps, finishing the game with two tackles (both assists), two QB hits and a half-sack when he combined with DL Dean Lowry to take down QB Joe Burrow for a loss of 2 yards in the second quarter... **Vs. Washington (Oct. 24):** Blocked a 42-yard Blewitt FG attempt, the first FG blocked by Green Bay since Jones on Oct. 11, 2015, vs. **St. Louis**. Also became the first Packers rookie to block a FG attempt since Evans on Nov. 8, 1993, vs. **Kansas City**... **At Kansas City (Nov. 7):** Recorded a season-high four tackles (three solo) on 45 snaps... **At Minnesota (Nov. 21):** Played on 17 snaps and

VETERANS

COMMUNITY

ADMIN. & COACHES

SLATON

DRAFT & FREE AGENTS

2023 REVIEW

RECORDS & HISTORY

LAMBEAU FIELD

MISC.

totalled two tackles (one solo)...**At Baltimore (Dec. 19):** Played on 25 defensive snaps and matched his season high with four tackles (two solo)...**At Detroit (Jan. 9):** Played on 33 defensive snaps and registered two tackles (both solo)...**Vs. San Francisco (NFC Divisional, Jan. 22):** Played on 11 defensive snaps and logged a solo tackle, which was a tackle for a loss. With the 49ers at the Green Bay 23, sliced through the line to tackle RB Elijah Mitchell for a loss of 2 yards on second-and-5 with just under eight minutes to play in the fourth quarter...**2021 Draft:** Selected by the Packers as the first of two picks in the fifth round (No. 173 overall), becoming the first defensive lineman drafted out of the University of Florida in franchise history.

COLLEGE: Played in 45 games with 14 starts in four seasons with the Gators (2017-20), recording 98 tackles (34 solo), 3½ sacks, 10 tackles for a loss, nine QB hurries, a pass defended and a fumble recovery...Majored in African American studies...**2020:** Started all 12 games at DT, recording a career-high 37 tackles (13 solo), 3½ tackles for a loss, 1½ sacks and five QB hurries...Registered two tackles (both assisted), a half-sack and a QB hurry at Mississippi (Sept. 26)...Posted three tackles (one solo), a tackle for a loss and a QB hurry at Texas A&M (Oct. 10)...**2019:** Appeared in 12 contests and finished with 29 tackles (12 solo), a career-high four tackles for a loss, a career-best two sacks, three QB hurries and a pass defended...Helped the Gators rank No. 8 in the country in run defense (102.8 ypg) and No. 12 in yards allowed per carry (3.19)...Recorded four tackles (all solo) and a sack at Missouri (Nov.

16), bringing down QB Kelly Bryant for an 8-yard loss late in the third quarter...**2018:** Played in 10 games with two starts (vs. Charleston Southern, vs. Kentucky) and posted 21 tackles (four solo), a tackle for a loss and a fumble recovery...**2017:** Appeared in all 11 games as a true freshman and registered 11 tackles (five solo), 1½ tackles for a loss and a QB hurry.

PERSONAL: Given name Tedarrell Slaton Jr. ...Nickname is "T.J."...Born in Fort Lauderdale, Fla. ...His brother, Drake LaMont, played basketball at Western Michigan from 2014-18 and was a two-time team captain...**High school:** Was selected to the 2017 U.S. Army All-American Bowl as an offensive lineman following his senior season at American Heritage School (Plantation, Fla.), where he was coached by former NFL cornerback Patrick Surtain Sr. ...Earned first-team all-county recognition at right tackle as a senior in 2016...Also saw time at nose guard on defense...Helped the Patriots win FHSAA 5A state titles in 2014 and 2016...Was rated a four-star prospect on the offensive line in 247Sports' composite rankings...Was a teammate of CB Patrick Surtain Jr., a first-round pick by the Denver Broncos in 2021, and CB Tyson Campbell, a second-round selection of the Jacksonville Jaguars in 2021...Also lettered four years in basketball...**Community involvement:** While he was at the University of Florida, visited elementary schools to speak to students in Gainesville, Fla.

NFL debut: at New Orleans, 9/12/21
First NFL start: vs. Minnesota, 1/1/23
First NFL sack: at San Francisco, 9/26/21 (½, J.Garoppolo)

CAREER TRANSACTIONS

- 2021 Selected by the Green Bay Packers as the first of two picks in the fifth round (No. 173 overall) of '21 Draft, May 1... Signed first contract, May 14.

T.J. SLATON'S NFL REGULAR-SEASON DEFENSIVE STATISTICS

YEAR	TEAM	GP	GS	TACKLES										INTERCEPTIONS										ST				MISC								
				TK	S	A	TFL	YDS	SK	YDS	QBH	NO	YDS	LG	TD	PD	FF	FR	TD	YDS	TK	S	A	FF	FR	S	A									
2021	Packers	17	0	23	14	9	0	0	1.0	4.5	2	0	0	0	0	0	0	0	0	0	0	0	0	0	0	0	0	0	0	0	0	0	0	0	0	0
2022	Packers	17	2	31	15	16	2	0	0.0	0.0	0	0	0	0	2	0	0	0	0	0	0	0	0	0	0	0	0	0	0	0	0	0	0	0	0	0
2023	Packers	17	17	49	22	27	2	4	0.0	0.0	2	0	0	0	2	0	0	0	0	0	0	0	0	0	1	1	0	0	0	0	0	0	0	0	0	0
NFL TOTALS		51	19	103	51	52	4	4	1.0	4.5	4	0	0	0	4	0	0	0	0	0	0	0	0	0	1	1	0	0	0	0	0	0	0	0	0	

T.J. SLATON'S NFL POSTSEASON DEFENSIVE STATISTICS

YEAR	TEAM	GP	GS	TACKLES										INTERCEPTIONS										ST				MISC									
				TK	S	A	TFL	YDS	SK	YDS	QBH	NO	YDS	LG	TD	PD	FF	FR	TD	YDS	TK	S	A	FF	FR	S	A										
2021	Packers	1	0	1	1	0	1	2	0.0	0.0	0	0	0	0	0	0	0	0	0	0	0	0	0	0	0	0	0	0	0	0	0	0	0	0	0	0	
2023	Packers	2	2	6	4	2	0	0	0.0	0.0	0	0	0	0	0	0	0	0	0	0	0	0	0	0	0	0	0	0	0	0	0	0	0	0	0	0	0
NFL TOTALS		3	2	7	5	2	1	2	0.0	0.0	0	0	0	0	0	0	0	0	0	0	0	0	0	0	0	0	0	0	0	0	0	0	0	0	0	0	

SINGLE-GAME HIGHS: DEFENSIVE

Total Tackles 9 vs. Minnesota Vikings, Oct 29, 2023
 8 at Pittsburgh Steelers, Nov 12, 2023
Solo Tackles 4 at Pittsburgh Steelers, Nov 12, 2023
 4 vs. Minnesota Vikings, Oct 29, 2023
Sacks 0.5 at Cincinnati Bengals, Oct 10, 2021
 0.5 at San Francisco 49ers, Sep 26, 2021

Passes Defensed 2 vs. Minnesota Vikings, Jan 01, 2023
 1 vs. Kansas City Chiefs, Dec 03, 2023
 ...1 more at 1.
Tackles For Loss 2 vs. Minnesota Vikings, Oct 29, 2023
 1 vs. Minnesota Vikings, Jan 01, 2023
 ...1 more at 1.

2023 GXG REGULAR SEASON (PACKERS)

DATE	OPPONENT	P/S	TK	S	A	SK	YDS	INT	PD	FF	FR
09/10	at Bears	S	1	0	1	0.0	0.0	0	1	0	0
09/17	at Falcons	S	4	1	3	0.0	0.0	0	0	0	0
09/24	Saints	S	2	1	1	0.0	0.0	0	0	0	0
09/28	Lions	S	4	2	2	0.0	0.0	0	0	0	0
10/09	at Raiders	S	2	1	1	0.0	0.0	0	0	0	0
10/22	at Broncos	S	1	1	0	0.0	0.0	0	0	0	0
10/29	Vikings	S	9	4	5	0.0	0.0	0	0	0	0
11/05	Rams	S	1	1	0	0.0	0.0	0	0	0	0
11/12	at Steelers	S	8	4	4	0.0	0.0	0	0	0	0
11/19	Chargers	S	1	1	0	0.0	0.0	0	0	0	0
11/23	at Lions	S	2	1	1	0.0	0.0	0	0	0	0
12/03	Chiefs	S	3	0	3	0.0	0.0	0	1	0	0
12/11	at Giants	S	2	1	1	0.0	0.0	0	0	0	0
12/17	Buccaneers	S	5	3	2	0.0	0.0	0	0	0	0
12/24	at Panthers	S	1	1	0	0.0	0.0	0	0	0	0
12/31	at Vikings	S	1	0	1	0.0	0.0	0	0	0	0
01/07	Bears	S	2	0	2	0.0	0.0	0	0	0	0
2023 TOTALS	17-17		49	22	27	0.0	0.0	0	2	0	0

2023 GXG POSTSEASON (PACKERS)

DATE	OPPONENT	P/S	TK	S	A	SK	YDS	INT	PD	FF	FR
01/14	at Cowboys	S	2	1	1	0.0	0.0	0	0	0	0
01/20	at 49ers	S	4	3	1	0.0	0.0	0	0	0	0
2023 TOTALS	2-2		6	4	2	0.0	0.0	0	0	0	0

2021 GXG REGULAR SEASON (PACKERS)

DATE	OPPONENT	P/S	TK	S	A	SK	YDS	INT	PD	FF	FR
09/12	at Saints	P	2	2	0	0.0	0.0	0	0	0	0
09/20	Lions	P	1	1	0	0.0	0.0	0	0	0	0
09/26	at 49ers	P	1	0	1	0.5	3.5	0	0	0	0
10/03	Steelers	P	1	0	1	0.0	0.0	0	0	0	0
10/10	at Bengals	P	2	0	2	0.5	1.0	0	0	0	0
10/17	at Bears	P	1	1	0	0.0	0.0	0	0	0	0
10/24	Washington	P	0	0	0	0.0	0.0	0	0	0	0
10/28	at Cardinals	P	1	0	1	0.0	0.0	0	0	0	0
11/07	at Chiefs	P	4	3	1	0.0	0.0	0	0	0	0
11/14	Seahawks	P	0	0	0	0.0	0.0	0	0	0	0
11/21	at Vikings	P	2	1	1	0.0	0.0	0	0	0	0
11/28	Rams	P	0	0	0	0.0	0.0	0	0	0	0
12/12	Bears	P	1	1	0	0.0	0.0	0	0	0	0
12/19	at Ravens	P	4	2	2	0.0	0.0	0	0	0	0
12/25	Browns	P	1	1	0	0.0	0.0	0	0	0	0
01/02	Vikings	P	0	0	0	0.0	0.0	0	0	0	0
01/09	at Lions	P	2	2	0	0.0	0.0	0	0	0	0
2021 TOTALS	17-0		23	14	9	1.0	4.5	0	0	0	0

2021 GXG POSTSEASON (PACKERS)

DATE	OPPONENT	P/S	TK	S	A	SK	YDS	INT	PD	FF	FR
01/22	49ers	P	1	1	0	0.0	0.0	0	0	0	0
2021 TOTALS	1-0		1	1	0	0.0	0.0	0	0	0	0

2022 GXG REGULAR SEASON (PACKERS)

DATE	OPPONENT	P/S	TK	S	A	SK	YDS	INT	PD	FF	FR
09/11	at Vikings	P	1	0	1	0.0	0.0	0	0	0	0
09/18	Bears	P	0	0	0	0.0	0.0	0	0	0	0
09/25	at Buccaneers	P	0	0	0	0.0	0.0	0	0	0	0
10/02	Patriots	P	1	1	0	0.0	0.0	0	0	0	0
10/09	Giants	P	4	2	2	0.0	0.0	0	0	0	0
10/16	Jets	P	1	0	1	0.0	0.0	0	0	0	0
10/23	at Commanders	P	3	0	3	0.0	0.0	0	0	0	0
10/30	at Bills	P	2	0	2	0.0	0.0	0	0	0	0
11/06	at Lions	P	1	1	0	0.0	0.0	0	0	0	0
11/13	Cowboys	P	0	0	0	0.0	0.0	0	0	0	0
11/17	Titans	P	2	2	0	0.0	0.0	0	0	0	0
11/27	at Eagles	P	3	1	2	0.0	0.0	0	0	0	0
12/04	at Bears	P	1	1	0	0.0	0.0	0	0	0	0
12/19	Rams	P	2	1	1	0.0	0.0	0	0	0	0
12/25	at Dolphins	P	3	2	1	0.0	0.0	0	0	0	0
01/01	Vikings	S	4	2	2	0.0	0.0	0	2	0	0
01/08	Lions	S	3	2	1	0.0	0.0	0	0	0	0
2022 TOTALS	17-2		31	15	16	0.0	0.0	0	2	0	0

GREEN BAY PACKERS

*Most seasons leading team, total tackles**

5	A.J. Hawk, 2006, 2008, 2010, 2012-13
	Nick Barnett, 2003-05, 2007, 2009
4	Brian Noble, 1986-87, 1989, 1991
	Bernardo Harris, 1997-98, 2000-01
3	Mike Douglass, 1980-81, 1983
	Mark Murphy, 1984, 1988 (tied), 1990
	Blake Martinez, 2017-19

*Most consecutive seasons leading team, total tackles**

3	Nick Barnett, 2003-05
	Blake Martinez, 2017-19
2	Johnnie Gray, 1975-76
	Mike Douglass, 1980-81
	Brian Noble, 1986-87
	Johnny Holland, 1992-93
	Bernardo Harris, 1997-98
	Bernardo Harris, 2000-01
	A.J. Hawk, 2012-13
	Quay Walker, 2022-23

GREEN BAY PACKERS

*Most unassisted tackles, season**

151	Rich Wingo, 1979
146	Mike Douglass, 1981
133	Steve Luke, 1978
128	Nick Barnett, 2005
127	Mike Douglass, 1983
	Blake Martinez, 2019

Longest interception return (All TDs)

99	Tim Lewis, vs. LARm, Nov. 18, 1984
	Aaron Rouse, vs. Ind., Oct. 19, 2008
95	Nick Barnett, vs. NO, Oct. 9, 2005
94	Rebel Steiner, vs. ChiB, Oct. 1, 1950
91	Hal Van Every, at Pit., Nov. 23, 1941
90	LeRoy Butler, vs. SD, Sept. 15, 1996
	Mike McKenzie, vs. ChiB, Dec. 7, 2003

*Coaches tracked Packers defensive statistics from 1975-2019. The team resumed the use of defensive statistics provided by the league in 2020.

91 PRESTON SMITH

DEFENSIVE LINEMAN

Mississippi State

10th NFL Season

Sixth Packers Season



Ht: 6-5 >>> Wt: 285 >>> Born: November 17, 1992 >>> NFL Games Played/Started: 148/129 >>> Acquired: UFA [Was.J-19]

PRO HIGHLIGHTS:

>> Missed only one game in the first nine years of his career (Week 7 in 2021 with an oblique injury), playing in 146 games with 129 starts during the regular season and appearing in eight postseason contests with seven starts.

>> Became the first Packer to post eight-plus sacks in three straight seasons (2021-23) since DE Aaron Kampman (2006-08).

>> Posted eight-plus sacks in six seasons from 2015-23, tied for the fifth most in the NFL over that span.

>> Started all 17 regular-season games in 2023, posting eight sacks (No. 2 on the team), 21 QB hits (No. 2 on the team), a career-high-tying (2015) four passes defended (tied for No. 7 on the team) and 44 NextGenStat QB pressures (No. 3 on the team, TruMedia). Started both postseason contests and led the team in sacks (1½) and QB hits (three) while also registering five NextGenStat QB pressures (tied for No. 3 on the team).

>> Started all 17 contests in 2022, leading the team in sacks (8½), tackles for a loss (nine) and QB hits (20). Was tied for No. 10 among NFL linebackers in QB hits (TruMedia).

>> In 2021, started all 16 games he appeared in, recording 38 tackles (25 solo), nine sacks (No. 2 on the team), a team-best nine tackles for a loss and 17 QB hits (No. 2 on the team).

>> Teamed with Rashaan Gary in 2021 to become just the second linebacker duo in team history (since 1982) to both register nine-plus sacks in the same season.

>> Appeared in 16 games with 13 starts in 2020 and finished No. 2 on the team in tackles for a loss (seven), tied for No. 2 in QB hits (11) and tied for No. 3 in sacks (four).

>> Was named a Pro Bowl alternate in 2019 in his first season with the Packers after ranking No. 8 in the NFL with a career-best 12 sacks and finishing No. 2 on the team with 29 QB hits and 43 QB pressures.

>> Joined LB Za'Darius Smith (13½) as the only teammate duo in the league in 2019 with 12-plus sacks each. They also became the only duo in NFL history with 12-plus sacks each in their first season as teammates and were the second tandem in Packers history (since 1982) to each have 10-plus sacks in a season (DE Reggie White, 13; LB Bryce Paup, 11 in 1993).

>> In the 2019 Divisional Playoff game vs. Seattle, joined Z. Smith to become just the second duo in team history to both register two-plus sacks in the same playoff game (LBs Mike Neal and Nick Perry at Washington in 2015 postseason).

>> His 24½ sacks and 59 QB hits were the second most among Washington players from 2015-18 (DE Ryan Kerrigan, 46½ and 69).

>> In 2017, registered eight sacks and two INTs to make him the first NFL linebacker since Ravens LB Terrell Suggs in 2011 to register eight-plus sacks and two-plus INTs in a season.

>> Led all NFL rookies in sacks in 2015, the first Washington player to do so since LB Brian Orakpo in 2009.

>> Dating back to 1982, recorded the second-most sacks (eight) by a Washington rookie behind the 11 that Orakpo registered in 2009.

AT A GLANCE ...



- Is tied for No. 1 in the NFL among defensive players in games played (146) since 2015.
- With 41½ sacks as a Packer, is tied with Ezra Johnson for No. 6 on Green Bay's all-time list. His 41½ sacks since 2019 lead the team and are 10 more than any other Packer over that span.
- Was one of only two NFL players (T.J. Watt) to register 65-plus sacks (66), five-plus interceptions (five) and five-plus forced fumbles (nine) from 2015-23.
- Was one of only 11 players in the NFL to post eight-plus sacks each of the last three seasons (2021-23).
- Is the only active player in the NFL with 30-plus tackles and four-plus sacks in each of the last nine seasons (2015-23).
- Played in 64 games with 50 starts for the Washington Redskins (2015-18), including starts in all 48 games over his final three seasons with the team.
- Played collegiately at Mississippi State from 2011-14. As a senior, earned first-team All-SEC honors from the league's coaches and became the first player in conference history to be named SEC Defensive Lineman of the Week for three consecutive weeks.

2023 SEASON: Started all 17 regular-season games and posted 48 tackles (28 solo), eight sacks (No. 2 on the team), 21 QB hits (No. 2 on the team), four tackles for a loss and a career-high-tying (2015) four passes defended (tied for No. 7 on the team)...Finished the regular season No. 3 on the team with 44 NextGenStat QB pressures (TruMedia)...Started both postseason contests and led the team in sacks (1½) and QB hits (three) while also registering three tackles (two solo), a tackle for a loss, a pass defended and five NextGenStat QB pressures (tied for No. 3 on the team)...**At Chicago (Sept. 10):** Posted five tackles (four solo) on 35 defensive snaps and registered one pressure. Recorded three tackles for no gain, including stops of TE Cole Kmet and QB Justin Fields on back-to-back plays to force a turnover on downs at the Chicago 40 early in the first quarter...**At Atlanta (Sept. 17):** Registered six tackles (four solo) and a QB hit. Also posted two pressures, including a hit on QB Desmond Ridder, who was then sacked a couple steps later by DL Kenny Clark and LB Rashaan Gary for a loss of 2 yards at the Green Bay 15 on third-and-11 late in the third quarter...**At Las Vegas (Oct. 9):** Recorded three tackles (two solo), a team-best two QB hits, a tackle for a loss and a pass defended, and with the Raiders at the Green Bay 40 late in the first quarter, sacked QB Jimmy Garoppolo for a loss of 7 yards to force a punt. Late in the second quarter, came off the edge and leaped to knock down a Garoppolo pass on a third-and-8 at the Green Bay 8, forcing a field goal...**Vs. Minnesota (Oct. 29):** Registered five tackles (two solo), two sacks, a tackle for a loss, four QB hits, a pass defended and a forced fumble. Both sacks came in the fourth quarter and forced a fumble by QB Kirk Cousins on the second sack that was recovered by DL Devonte Wyatt at the Minnesota 15. In the third quarter, tracked TE T.J. Hockenson to the flat to break up a pass at the goal line. Posted at least a full sack in three straight games for the first time since 2018 (Games 9-11 with Washington)...**Vs. L.A. Rams (Nov. 5):** Recorded a tackle (solo) and a pass defended on an incompletion on a fourth-and-2 with 2:36 left in the game. It marked the third time in his career that he registered a pass defended in back-to-back games (2018 and 2019)...**At**

Pittsburgh (Nov. 12): Registered four tackles (three solo), a tackle for a loss, a QB hit and a sack when he chased down QB Kenny Pickett in the flat in the second quarter. Teamed with LB Isaiah McDuffie to stop Pickett for no gain on third-and-1 early in the second quarter...**At Detroit (Nov. 23):** Posted four tackles (all assists), a QB hit and a pass defended. Also credited with three NextGenStat QB pressures, including on a fourth-and-4 at the Green Bay 35 with just over two minutes left in the second quarter, when he got around T Penei Sewell to hit the arm of QB Jared Goff on an incomplete pass...**Vs. Kansas City (Dec. 3):** Registered two tackles (one solo) and a QB hit and with the Chiefs facing a third-and-9 at the Green Bay 11, teamed with Wyatt to sack QB Patrick Mahomes for a loss of 5 yards late in the second quarter...**At Carolina (Dec. 24):** Recorded three tackles (two solo), 1½ sacks, a tackle for a loss and five pressures, and tied his season best with four QB hits. Came around the edge and teamed with LB Quay Walker to sack QB Bryce Young for a loss of 7 yards on a second-and-1 on the game's first drive. With just under nine minutes to play in the game and the Panthers at the Green Bay 38, came from the outside to chase down and sack Young for a loss of 7 yards...**At Minnesota (Dec. 31):** Registered a tackle (assist), a team-best three QB hits and three pressures, and forced a fumble of QB Jaren Hall on a sack that was recovered by DL Karl Brooks at the Minnesota 37 late in the second quarter. The Packers scored on the ensuing drive to take a 23-3 lead into halftime...**At Dallas (NFC Wild Card, Jan. 14):** Recorded a tackle (solo), a pass defended, a tackle for a loss, a QB hit and two pressures, and beat T Tyrion Smith around the edge to sack QB Dak Prescott in the final minute of the game on a third-and-3 for a loss of 5 yards...**At San Francisco (NFC Divisional, Jan. 20):** Posted two tackles (one solo), a team-leading two QB hits and a half-sack when he teamed with Clark to bring down QB Brock Purdy for a loss of 7 yards on a third-and-6 in the first quarter, forcing a punt. Also posted three pressures that all came on third downs.

2022: Started all 17 contests, registering 59 tackles (38 solo), a team-best 8½ sacks, nine tackles for a loss (No. 1 on the team) and a team-high 20 QB hits...According to TruMedia, was tied for No. 10 among NFL linebackers in QB hits...**At Minnesota (Sept. 11):** Registered three tackles (two solo) as well as two QB hits. Took down RB Dalvin Cook for no gain midway through the first quarter and teamed with DL Jarran Reed to stop RB Alexander Mattison for a loss of a yard in the fourth quarter...**Vs. Chicago (Sept. 18):** Led the defense with seven tackles (four solo), two sacks, two tackles for a loss and three QB hits. Brought Fields down early in the second quarter for a loss of 5 yards and early in the fourth quarter for a loss of 10 yards...**Vs. New England (Oct. 4):** Posted three tackles (one solo) and a QB hit and teamed with DL Dean Lowry to sack QB Bailey Zappe in the third quarter...**Vs. N.Y. Giants (Oct. 9):** Finished with four tackles (three solo), a team-high three QB hits and a tackle for a loss, and sacked QB Daniel Jones for a loss of 4 yards in the second quarter. Early in the third quarter, fought off a block to stop RB Saquon Barkley for no gain...**Vs. Tennessee (Nov. 17):** Posted five tackles (two solo), two QB hits, a tackle for a loss and 1½ sacks. Combined with Walker to drop QB Ryan Tannehill for a loss of 9 yards on second-and-8 in the first quarter, forcing a third-and-17 the Titans did not convert. Sacked Tannehill again in the fourth quarter on third-and-5 to force a punt...**At**

Philadelphia (Nov. 27): Finished with six tackles (three solo), a tackle for a loss and a QB hit, and split a sack with Reed late in the second quarter when they brought QB Jalen Hurts down for a loss of 11 yards on second-and-3...**Vs. L.A. Rams (Dec. 19):** Posted three tackles (two solo), four QB hits and two sacks. It marked his sixth two-sack game as a Packer, the most on the team since 2019. It was the 13th game of his career and the third of the season with more than one sack...**At Miami (Dec. 25):** Finished No. 3 on the team with five tackles (all solo) and two QB hits, and forced a fumble on a sack of QB Tua Tagovailoa that was recovered by the Dolphins. Marked his 22nd game recording at least one sack since joining the Packers in 2019, the most on the team over that span...**Vs. Minnesota (Jan. 1):** Finished with three tackles (one solo) and a QB hit. Early in the first quarter, with Minnesota at the Green Bay 1 after a blocked punt, teamed with Reed on a tackle of Cook for no gain on second down.

2021: Started all 16 regular-season contests he appeared in, recording 38 tackles (25 solo), nine sacks (No. 2 on the team), a team-best nine tackles for a loss and 17 QB hits (No. 2 on the team)...From Weeks 10-18, ranked No. 4 among NFL LBs in sacks (seven), No. 5 in QB hits (11) and tied for No. 5 in NextGen Stats QB pressures (29)...Missed the first game of his career (Week 7) due to an oblique injury, ending a streak of 102 consecutive games played...**At Cincinnati (Oct. 10):** Recorded four tackles (one solo), a sack, a QB hit and a tackle for a loss. Sacked QB Joe Burrow for a loss of 7 yards on third-and-4 early in the second quarter to force a punt...**Vs. Seattle (Nov. 14):** Recorded a tackle (solo), a sack, a tackle for a loss and a QB hit. With 22 seconds left in the game, chased down QB Russell Wilson for a 14-yard sack...**At Minnesota (Nov. 21):** Posted six tackles (four solo), two sacks, three QB hits, two tackles for a loss and a forced fumble. On the Vikings' first drive of the game, took down Cook for a loss of a yard twice (once with DL Tyler Lancaster) and sacked Cousins for a loss of 10 yards on third-and-5 to force a punt. Late in the third quarter, registered a sack/forced fumble on Cousins on third-and-10 that was recovered by Minnesota, forcing a punt...**Vs. Chicago (Dec. 12):** Registered four tackles (three solo), a team-best two sacks, a forced fumble and a tackle for a loss and tied for the team lead with three QB hits. Forced a fumble on a sack of Fields that was recovered by Gary at the Bears' 23 and Green Bay scored a TD on the next play to take an eight-point lead with just over eight minutes left in the third quarter...**At Baltimore (Dec. 19):** Finished with three tackles (two solo), a QB hit and a team-best four QB pressures. Pressured QB Tyler Huntley on fourth-and-3 at the Green Bay 3, forcing him outside where LB De'Vondre Campbell finished the play with a 4-yard sack...**Vs. Cleveland (Dec. 25):** Posted three tackles (two solo), a sack, a tackle for a loss and a QB hit. With just over 10 minutes left in the game, sacked QB Baker Mayfield for a loss of 2 yards to force a third-and-14 that Cleveland did not convert...**Vs. Minnesota (Jan. 2):** Finished with four tackles (three solo), a sack, two tackles for a loss, a QB hit and a pass defended. In the first quarter, broke up a pass to FB C.J. Ham in the flat on fourth-and-3, giving Green Bay the ball at its own 47. With just under three minutes to play in the second quarter, sacked QB Sean Mannion for a loss of 5 yards on third-and-10, forcing a punt. Early in the third quarter, took down Cook for a

PACKERS SACK LEADERS, 1982-2023

Most Seasons Leading Team

7 Clay Matthews, 2009-14, 17	1 Mike Douglass, 1984
5 Tim Harris, 1986-90	Sean Jones, 1994
Reggie White, 1993, 95-98	Keith McKenzie, 1999
Kabeer Gbaja-Biamila, 2001-05	John Thierry, 2000
3 Ezra Johnson, 1982-83, 85	Julius Peppers, 2015
Aaron Kampman, 2006-08	Nick Perry, 2016
2 Tony Bennett, 1991-92	Kyler Fackrell, 2018
Za'Darius Smith, 2019-20	Preston Smith, 2022
Rashan Gary, 2021, 23	

Most Consecutive Seasons Leading Team

6 Clay Matthews, 2009-14
5 Tim Harris, 1986-90
Kabeer Gbaja-Biamila, 2001-05
4 Reggie White, 1995-98
3 Aaron Kampman, 2006-08
2 Ezra Johnson, 1982-83
Tony Bennett, 1991-92
Za'Darius Smith, 2019-20

loss of 5 yards on first down...**Vs. San Francisco (NFC Divisional, Jan. 22):** Posted a team-high nine tackles (six solo), his most in a postseason game. It also tied his regular-season high for a single game (two times in 2019).

2020: Played in all 16 games with 13 starts, recording 42 tackles (29 solo), seven tackles for a loss (No. 2 on the team), 11 QB hits (tied for No. 2 on the team), four sacks (tied for No. 3 on the team), three passes defended (tied for No. 1 among Packer LBs) and a fumble recovery returned for a touchdown... Started both postseason contests, posting six tackles (four solo), two QB hits and two passes defended...**Vs. Detroit (Sept. 20):** Recorded three tackles (two solo), a half-sack and a QB hit. With just over three minutes to play in the game, split a sack of QB Matthew Stafford with Gary to force a fourth-and-16 the Lions did not convert...**At Houston (Oct. 25):** Posted three tackles (two solo) and a tackle for a loss. Brought QB Deshaun Watson down for a loss of a yard on a run play on fourth-and-1, giving Green Bay the ball at the Texans' 46...**At San Francisco (Nov. 5):** Registered two tackles (one solo) and a pass defended, and tied for the team lead with two QB hits. Put pressure on QB Nick Mullens early in the second quarter, forcing a throw that was intercepted by S Raven Greene and returned to the Green Bay 38...**Vs. Chicago (Nov. 29):** Tallied three tackles (two solo), a sack, two QB hits and a tackle for a loss and returned a QB Mitchell Trubisky fumble caused by Za'Darius Smith 14 yards for a TD to give Green Bay a 27-3 lead late in the second quarter...**Vs. Philadelphia (Dec. 6):** Finished second among LBs with five tackles (three solo), a half-sack, a tackle for a loss, a QB hit and a pass defended. Teamed with Z. Smith to sack Hurts for a loss of 3 yards on second-and-10 from the Eagles' 41-yard line with Green Bay up seven with just under four minutes to play in the fourth quarter. With under two minutes to play, tipped a Hurts pass that was intercepted by S Darnell Savage, sealing the victory...**Vs. L.A. Rams (NFC Divisional, Jan. 16):** Recorded three tackles (two solo), a QB hit and two passes defended. On the Rams' first drive, deflected a pass intended for WR Robert Woods on third down to force a punt. On the next possession, stopped RB Cam Akers after a gain of 1 yard on third-and-2 to force a fourth down and then a FG after the Rams had a false start.

2019: Started all 16 games for the fourth straight season and registered a career-high 75 tackles (42 solo), a career-best 12 sacks, an interception, a forced fumble, three passes defended, 29 QB hits (No. 2 on the team) and 43 QB pressures (No. 2 on the team)...Ranked No. 8 in the league in sacks...Was tied for No. 2 in the league in third-down sacks with seven...Posted four games with 1½-plus sacks, tied for No. 4 in the NFL...Was named an alternate for the Pro Bowl...Joined Z. Smith as the only teammate duo in the league with 12-plus sacks each, the first duo in team history (since 1982) to both register 12-plus sacks in the same season...Started both playoff games and posted seven tackles (four solo), two sacks, five QB pressures and three QB hits...**At Chicago (Sept. 5):** Finished with eight tackles (three solo), a team-high 1½ sacks, a pass defended, two QB pressures and five QB hits in his Green Bay debut. Early in the third quarter, posted a shared zero-yard sack of Trubisky with Clark to force a three-and-out. Sealed the win with a fourth-down sack with just over a minute remaining in the game, running a stunt with Z. Smith to beat LG Cody Whitehair on his way to bringing down Trubisky for an 11-yard loss...**Vs. Minnesota (Sept. 15):** Posted four tackles (three solo), an INT, four QB pressures and three QB hits. Late in the first half, made an INT after Savage got a hand in to break up Cousins' pass over the middle intended for WR Stefon Diggs, snaring the deflected pass and taking it 5 yards to the Minnesota 47. It gave him at least one INT in each of the last four seasons, one of only seven NFL linebackers to accomplish that feat (2016-19)...**Vs. Denver (Sept. 22):** Matched his career high with three sacks (at Philadelphia, Dec. 26, 2015) to go with six tackles (four solo), three QB pressures and a QB hit. On Denver's opening drive, fought off a block from

RT Elijah Wilkinson to get to QB Joe Flacco for a 4-yard sack to force a three-and-out after the Broncos began the drive at the Green Bay 43. Late in the first half, blew by Wilkinson to sack Flacco for a 7-yard loss as he punched the ball out, a fumble that was recovered by Gary at the Denver 5 that set up a Green Bay TD. Beat Wilkinson again late in the fourth quarter to bring down Flacco for a 6-yard sack to force a turnover on downs. Earned NFC Defensive Player of the Week honors for his performance...**At Dallas (Oct. 6):** Finished with four tackles (three solo), a sack, four QB hits and three QB pressures. Midway through the second quarter, made an inside move to quickly beat RT La'el Collins on his way to a 3-yard sack of Prescott on third down to force a Dallas punt...**Vs. Detroit (Oct. 14):** Recorded five tackles (two solo), 1½ sacks and a QB hit. Early in the third quarter, came around the left end to sack Stafford along with LB Kyler Fackrell for a 9-yard loss to force a three-and-out for the Lions. Later in the third quarter, got a great jump and beat RT Rick Wagner to quickly sack Stafford for an 8-yard loss on third down to force a punt...**Vs. Carolina (Nov. 10):** Matched his career high from the previous week at LAC with nine tackles (seven solo) along with two sacks, two QB hits and two QB pressures. On a third-and-7 in the second quarter, blew by LT Dennis Daley to bring down QB Kyle Allen for a 7-yard sack. Midway through the fourth quarter, beat LT Taylor Moton to get to Allen for an 11-yard loss on third-and-8. On the final play of the game, went low to make a tackle of RB Christian McCaffrey for just a 1-yard gain on second-and-goal from the 2 to seal the Packers' 24-16 win...**Vs. Chicago (Dec. 15):** Posted six tackles (four solo), a tackle for a loss, a team-high six QB pressures and a QB hit...**Vs. Seattle (NFC Divisional, Jan. 12):** Posted four tackles (two solo), two sacks, four QB pressures and three QB hits. With the Packers leading, 28-23, late in the fourth quarter, blew by TE Jacob Hollister and RT Germain Iffedi to bring down Wilson for a 6-yard sack on third down, forcing the Seahawks to punt as the Green Bay offense was able to run out the clock in the win. Teamed with Z. Smith (two sacks) to become just the second duo in franchise history (Neal and Perry at Washington in 2016 playoffs) to both register two-plus sacks in the same postseason game.

2018: Started all 16 games for the third consecutive season and registered 53 tackles (30 solo), four sacks, an INT, three passes defended and a fumble recovery...Ranked No. 2 on the team with 16 QB hits...**Vs. Dallas (Oct. 21):** Scored his first career TD on a fumble recovery late in the fourth quarter as a result of a Kerrigan strip-sack. Added an assisted tackle, two QB hits and a pass defended...**At Tampa Bay (Nov. 11):** Registered three tackles (two solo) and a sack. With less than four minutes to go in the fourth quarter and the Bucs on the Washington 2-yard line, sacked QB Ryan Fitzpatrick, and as he was swinging Fitzpatrick to the ground, Kerrigan slapped the ball out of the QB's hand and recovered it to give Washington the ball at the 7-yard line...**Vs. Houston (Nov. 18):** Recorded four tackles (three solo), a sack, two QB hits, an INT and a pass defended. Late in the second quarter, sacked Watson for a loss of 12 yards on first down on a drive that ended in a punt two plays later. In the third quarter, picked off Watson at the 16-yard line and returned it 3 yards to the Houston 13. Washington would score two plays later to pull within three points...**At Dallas (Nov. 22):** Tallied eight tackles (three solo) and 1½ sacks. Teamed with Kerrigan late in the second quarter to sack Prescott for a loss of 13 yards on second-and-4 at the Washington 4-yard line on a drive that resulted in a field goal. On the next drive, sacked Prescott for a loss of 7 yards on second-and-10 and the Cowboys punted two plays later.

2017: Started all 16 games, recording 42 tackles (31 solo), a career-best two INTs, eight sacks, a team-high 21 QB hits, three passes defended, a forced fumble and a fumble recovery...Was one of only three defensive players (Kerrigan, S D.J. Swearingen) to start all 16 games for Washington...**Vs. Oakland (Sept. 24):** Registered two solo tackles, a sack and a pass defended.

Posted a sack in three consecutive games for the first time since Weeks 15-17 of the 2015 season... **At Kansas City (Oct. 2):** Made two tackles (one solo), including a sack on the Chiefs' first play from scrimmage. Marked a career-best fourth straight game with a sack, tying for the eighth-longest streak in Washington history (since 1982). Joined Vikings DE Everson Griffen and Cowboys DE Demarcus Lawrence as the only players in the league to post a sack in each of the first four games in 2017...

Vs. San Francisco (Oct. 15): Posted two tackles, a half-sack and a pass defended. Joined DE/LB Marco Coleman (2000), DE Fred Stokes (1991) and DE Charles Mann (1989) as the only players in team history to record at least a half-sack in each of the first five games of a season since the NFL adopted sacks as an official statistic in 1982... **Vs. Arizona (Dec. 17):** Tallied three solo tackles, a sack, an INT and a fumble recovery. Became the first member of the franchise to record a sack, a fumble recovery and an interception in a single game since LB Monte Coleman vs. Atlanta on Dec. 19, 1993... **At N.Y. Giants (Dec. 31):** Recorded three tackles (two solo) and an INT to become the first Washington LB to record multiple INTs in a single season since Perry Riley Jr. (two) in 2015 and the first OLB to accomplish the feat for Washington since Rob Jackson (four) in 2012.

2016: Started all 16 games, compiling 38 tackles (22 solo), 4½ sacks, 12 QB hits, three passes defended and an INT... Was one of seven NFL linebackers to register four-plus sacks and an INT in 2016... **Vs. Philadelphia (Oct. 16):** Posted two tackles (one solo) and a half-sack. With a seven-point lead and the Eagles at their own 49-yard line with under two minutes left in the fourth quarter, teamed with DE Trent Murphy to take down QB Carson Wentz and force a fourth-and-24 and a Philadelphia punt... **At Detroit (Oct. 23):** Recorded two solo tackles and a sack, bringing down Stafford in the fourth quarter to force a third-and-14 from the Detroit 38-yard line that the Lions did not convert, resulting in a punt... **Vs. Minnesota (Nov. 13):** Tallied four tackles (two solo), two sacks and the first interception of his career. Became only the fourth member of the franchise to record two sacks and an interception in a single game since 1982, joining LB Marcus Washington (Dec. 18, 2005), CB Shawn Springs (Dec. 26, 2004) and Coleman (Dec. 19, 1993)... **At Chicago (Dec. 24):** Posted a 5-yard sack and blocked a 22-yard FG attempt by K Connor Barth. The block was the first of Smith's career and the team's first since Nov. 4, 2012 (CB DeAngelo Hall vs. Carolina).

2015: Played in all 16 regular-season games and one postseason contest for Washington... Named to Gil Brandt's NFL.com All-Rookie squad... Posted 30 tackles (20 solo), eight sacks, four passes defended, two forced fumbles and a fumble recovery on defense and recorded five tackles and a forced fumble on special teams... Led all NFL rookies in sacks, becoming the first member of Washington to do so since Orakpo in 2009... Dating back to 1982, recorded the second-most sacks by a Washington rookie behind the 11 that Orakpo registered in 2009... **Vs. Miami (Sept. 13):** Made his NFL debut and recorded his first career sack, forced fumble and fumble recovery on a single play when he jarred the ball loose from Tannehill and recovered the ball 25 yards downfield. Also forced a fumble on special teams... **At Philadelphia (Dec. 26):** Posted four tackles (three solo), a career-high three sacks and a forced fumble in a division-clinching win. It was the first

multi-sack game of his career. His three sacks were tied for the second most in a game by a Washington rookie (Orakpo, four at Oakland, Dec. 13, 2013)... **At Dallas (Jan. 3):** Posted a sack for the third consecutive game for the first time in his career...

Vs. Green Bay (NFC Wild Card, Jan. 10): Tallied three tackles (two solo), including a 5-yard sack of QB Aaron Rodgers for a safety. The safety was the team's first in the postseason since recording a team safety in the NFC Divisional round vs. the Chicago Bears on Dec. 30, 1984... **2015 Draft:** Selected by Washington in the second round (38th overall).

COLLEGE: Played collegiately at Mississippi State from 2011-14, appearing in 47 games with 24 starts... Recorded 134 career tackles (73 solo), 27 tackles for a loss, 16 sacks, five forced fumbles and two INTs (one returned for a TD)... Played in the 2015 Senior Bowl... Majored in interdisciplinary studies... **2014:** Started all 13 games and became the first player in SEC history to be named SEC Defensive Lineman of the Week for three consecutive weeks (vs. Southern Miss, vs. UAB, at South Alabama)... Led the team in sacks (nine), tackles for a loss (15) and QB hurries (15) en route to earning first-team All-SEC honors from the league's coaches... Blocked two FGs on the season, both coming in the first three games... Also tallied two INTs, five passes defended and two forced fumbles... **2013:** Started 11 of the 12 games in which he played, posting 44 tackles (29 solo), 6½ tackles for a loss, 2½ sacks, a forced fumble and three passes defended... Named Most Outstanding Defensive Player of the Liberty Bowl vs. Rice (Dec. 31) after recording a game-high six tackles (four solo)... **2012:** Played in all 13 games and led the team with 4½ sacks... Registered 35 tackles (17 solo), 5½ tackles for a loss, a forced fumble and a fumble recovery... **2011:** Played in the final nine games of the season as a true freshman and posted seven tackles (three solo), a forced fumble and a pass defended.

PERSONAL: Given name Preston Demarquis Smith... Born in Atlanta, Ga. ... Married, wife's name is Realy... Has two daughters, Lauren and Phoenix, and a son, Preston II... **High school:** Resided in Lithonia, Ga., while attending Stephenson High School in Stone Mountain, Ga., where he was credited with 68 total tackles and nine sacks as a senior for the 9-2 Jaguars... As a junior, played on an 11-1 squad that won the Region 2 crown... Rated a three-star prospect by Rivals.com... Played for a Stephenson team that had 29 of 32 senior players sign a college scholarship... **Community involvement:** Signed autographs during the holidays to raise money for The Salvation Army... Attended Youth For Tomorrow's Burgundy & Gold Banquet to support local teenage boys and girls experiencing traumatic circumstances with their families... Led elementary-school students through drills to promote physical fitness, healthy lifestyle habits and proper nutrition at the Fuel Up to Play 60 mini-combine... Participated in a Marine Corps Quanticco tour to experience Marine life while stationed on base... Participated in the inaugural Washington Charity Golf Classic to benefit children in the community... Attended the Rookie Community Club's Military Appreciation BBQ to honor active-duty service members and their families, as well as Wounded Warriors... Assembled care packages for victims of domestic violence in collaboration with the Fear 2 Freedom and Rookie Community Club.

NFL debut: vs. Miami, 9/13/15

First NFL start: at Chicago, 12/13/15

First NFL sack: vs. Miami, 9/13/15 (R.Tannehill)

First NFL interception: vs. Minnesota, 11/13/16 (S.Bradford)

Touchdowns (1): vs. Dallas, 10/21/18, 1-yard fumble return

CAREER TRANSACTIONS

- 2015 Selected by Washington in the second round (38th overall) of '15 NFL Draft, May 1... Signed first contract, May 11.
- 2019 Signed by Green Bay Packers as unrestricted free agent, March 14.
- 2022 Signed contract extension, March 14.

PRESTON SMITH'S NFL REGULAR-SEASON DEFENSIVE STATISTICS

YEAR	TEAM	GP	GS	TACKLES					INTERCEPTIONS										ST				MISC					
				TK	S	A	TFL	YDS	SK	YDS	QBH	NO	YDS	LG	TD	PD	FF	FR	TD	YDS	TK	S	A	FF	FR	S	A	
2015	Redskins	16	2	30	20	10	6	39	8.0	77.0	10	0	0	0	0	4	2	1	0	0	0	5	4	1	1	0	0	0
2016	Redskins	16	16	38	22	16	8	37	4.5	31.5	12	1	22	22	0	3	0	0	0	0	0	0	0	0	0	0	0	
2017	Redskins	16	16	42	31	11	10	48	8.0	40.5	21	2	26	18	0	3	1	1	0	12	0	0	0	0	0	0	0	
2018	Redskins	16	16	53	30	23	5	26	4.0	32.5	16	1	3	3	0	3	0	1	1	1	0	0	0	0	0	0		
2019	Packers	16	16	75	42	33	11	69	12.0	88.0	29	1	5	5	0	3	1	0	0	0	0	0	0	0	0	0		
2020	Packers	16	13	42	29	13	7	25	4.0	24.0	11	0	0	0	0	3	1	1	14	0	0	0	0	0	0	0		
2021	Packers	16	16	38	25	13	9	55	9.0	65.0	17	0	0	0	0	2	2	1	0	6	0	0	0	0	0	0		
2022	Packers	17	17	59	38	21	9	49	8.5	64.0	20	0	0	0	0	1	1	0	0	0	0	0	0	0	0	0		
2023	Packers	17	17	48	28	20	4	30	8.0	44.0	21	0	0	0	0	4	2	0	0	0	0	0	0	0	0	0		
NFL TOTALS		146	129	425	265	160	69	378	66.0	466.5	157	5	56	22	0	26	9	5	2	33	5	4	1	1	0	0		

PRESTON SMITH'S NFL POSTSEASON DEFENSIVE STATISTICS

YEAR	TEAM	GP	GS	TACKLES					INTERCEPTIONS										ST				MISC				
				TK	S	A	TFL	YDS	SK	YDS	QBH	NO	YDS	LG	TD	PD	FF	FR	TD	YDS	TK	S	A	FF	FR	S	A
2015	Redskins	1	0	3	2	1	1	5	1.0	5.0	1	0	0	0	0	0	0	0	0	0	0	0	0	0	0	0	0
2019	Packers	2	2	7	4	3	1	6	2.0	6.0	3	0	0	0	0	0	0	0	0	0	0	0	0	0	0	0	0
2020	Packers	2	2	6	4	2	0	0	0.0	0.0	2	0	0	0	0	2	0	0	0	0	0	0	0	0	0	0	0
2021	Packers	1	1	9	6	3	0	0	0.0	0.0	0	0	0	0	0	0	0	0	0	0	0	0	0	0	0	0	0
2023	Packers	2	2	3	2	1	1	5	1.5	8.5	3	0	0	0	0	1	0	0	0	0	0	0	0	0	0	0	0
NFL TOTALS		8	7	28	18	10	3	16	4.5	19.5	9	0	0	0	0	3	0	0	0	0	0	0	0	0	0	0	0

SINGLE-GAME HIGHS: DEFENSIVE

Total Tackles	9 vs. Carolina Panthers, Nov 10, 2019 9 at Los Angeles Chargers, Nov 03, 2019 7 vs. Carolina Panthers, Nov 10, 2019 6 at Los Angeles Chargers, Nov 03, 2019 ...1 more at 6.	Fumble Recoveries	1 vs. Los Angeles Rams, Nov 28, 2021 1 vs. Chicago Bears, Nov 29, 2020 ...3 more at 1.
Solo Tackles	6 at Los Angeles Chargers, Nov 03, 2019 ...1 more at 6.	Tackles For Loss	2 vs. Los Angeles Rams, Dec 19, 2022 2 vs. Chicago Bears, Sep 18, 2022 ...12 more at 2.
Sacks	3.0 vs. Denver Broncos, Sep 22, 2019 3.0 at Philadelphia Eagles, Dec 26, 2015	Interceptions	1 vs. Minnesota Vikings, Sep 15, 2019 1 vs. Houston Texans, Nov 18, 2018 ...3 more at 1.
Passes Defensed	1 at Detroit Lions, Nov 23, 2023 1 vs. Los Angeles Rams, Nov 05, 2023 ...24 more at 1.	Interception Return Yards	22 vs. Minnesota Vikings, Nov 13, 2016 18 vs. Arizona Cardinals, Dec 17, 2017
Forced Fumbles	1 at Minnesota Vikings, Dec 31, 2023 1 vs. Minnesota Vikings, Oct 29, 2023 ...7 more at 1.		

2023 GXG REGULAR SEASON (PACKERS)

DATE	OPPONENT	P/S	TK	S	A	SK	YDS	INT	PD	FF	FR
09/10	at Bears	S	5	4	1	0.0	0.0	0	0	0	0
09/17	at Falcons	S	6	4	2	0.0	0.0	0	0	0	0
09/24	Saints	S	1	0	1	0.0	0.0	0	0	0	0
09/28	Lions	S	5	4	1	0.0	0.0	0	0	0	0
10/09	at Raiders	S	3	2	1	1.0	7.0	0	1	0	0
10/22	at Broncos	S	2	1	1	0.0	0.0	0	0	0	0
10/29	Vikings	S	5	2	3	2.0	9.0	0	1	1	0
11/05	Rams	S	1	1	0	0.0	0.0	0	1	0	0
11/12	at Steelers	S	4	3	1	1.0	7.0	0	0	0	0
11/19	Chargers	S	2	1	1	0.0	0.0	0	0	0	0
11/23	at Lions	S	4	0	4	0.0	0.0	0	1	0	0
12/03	Chiefs	S	2	1	1	0.5	2.5	0	0	0	0
12/11	at Giants	S	1	0	1	0.0	0.0	0	0	0	0
12/17	Buccaneers	S	1	0	1	0.0	0.0	0	0	0	0
12/24	at Panthers	S	3	2	1	1.5	10.5	0	0	0	0
12/31	at Vikings	S	1	1	0	1.0	8.0	0	1	0	0
01/07	Bears	S	2	2	0	0.0	0.0	0	0	0	0
2023 TOTALS		17-17	48	28	20	44.0	44.0	0	4	2	0

2022 GXG REGULAR SEASON (PACKERS)

DATE	OPPONENT	P/S	TK	S	A	SK	YDS	INT	PD	FF	FR
09/11	at Vikings	S	3	2	1	0.0	0.0	0	0	0	0
09/18	Bears	S	7	4	3	2.0	15.0	0	0	0	0
09/25	at Buccaneers	S	0	0	0	0.0	0.0	0	0	0	0
10/02	Patriots	S	3	1	2	0.5	3.0	0	0	0	0
10/09	Giants	S	4	3	1	1.0	4.0	0	0	0	0
10/16	Jets	S	2	2	0	0.0	0.0	0	0	0	0
10/23	at Commanders	S	4	2	2	0.0	0.0	0	0	0	0
10/30	at Bills	S	5	4	1	0.0	0.0	0	0	0	0
11/06	at Lions	S	1	0	1	0.0	0.0	0	1	0	0
11/13	Cowboys	S	2	2	0	0.0	0.0	0	0	0	0
11/17	Titans	S	5	2	3	1.5	12.5	0	0	0	0
11/27	at Eagles	S	6	3	3	0.5	5.5	0	0	0	0
12/04	at Bears	S	5	4	1	0.0	0.0	0	0	0	0
12/19	Rams	S	3	2	1	2.0	14.0	0	0	0	0
12/25	at Dolphins	S	5	5	0	1.0	10.0	0	0	1	0
01/01	Vikings	S	3	1	2	0.0	0.0	0	0	0	0
01/08	Lions	S	1	1	0	0.0	0.0	0	0	0	0
2022 TOTALS		17-17	59	38	21	8.5	64.0	0	1	1	0

2023 GXG POSTSEASON (PACKERS)

DATE	OPPONENT	P/S	TK	S	A	SK	YDS	INT	PD	FF	FR
01/14	at Cowboys	S	1	1	0	1.0	5.0	0	1	0	0
01/20	at 49ers	S	2	1	1	0.5	3.5	0	0	0	0
2023 TOTALS		2-2	3	2	1	1.5	8.5	0	1	0	0

LATE-SEASON SUCCESS

Lambeau Field is historically a difficult place for opponents to play once the weather turns, and the Packers' tradition of late-season success in Green Bay has continued in recent years. Since 2000, the Packers boast a home record of 50-11 (.820) in regular-season contests played in December and January, the top winning percentage in the league over that span.

Since 2000, Green Bay owns the league's best regular-season record in games played Dec. 1 and later:

Club	W	L	T	Pct
Green Bay	85	31	0	.733
New England	82	35	0	.701
Pittsburgh	83	37	0	.692
Philadelphia	71	46	0	.607
Seattle	72	47	0	.605

2021 GXG REGULAR SEASON (PACKERS)

Table with columns: DATE OPPONENT, P/S, TK, S, A, SK, YDS, INT, PD, FF, FR. Rows include games against Saints, Lions, 49ers, Steelers, Bengals, Bears, Washington, Cardinals, Chiefs, Seahawks, Vikings, Rams, Ravens, Browns, Vikings, Lions.

2021 GXG POSTSEASON (PACKERS)

Table with columns: DATE OPPONENT, P/S, TK, S, A, SK, YDS, INT, PD, FF, FR. Rows include game against 49ers and 2021 TOTALS.

2019 GXG REGULAR SEASON (PACKERS)

Table with columns: DATE OPPONENT, P/S, TK, S, A, SK, YDS, INT, PD, FF, FR. Rows include games against Bears, Vikings, Broncos, Eagles, Cowboys, Lions, Raiders, Chiefs, Chargers, Panthers, 49ers, Giants, Redskins, Bears, Vikings, Lions.

2019 GXG POSTSEASON (PACKERS)

Table with columns: DATE OPPONENT, P/S, TK, S, A, SK, YDS, INT, PD, FF, FR. Rows include games against Seahawks, 49ers and 2019 TOTALS.

2017 GXG REGULAR SEASON (REDSKINS)

Table with columns: DATE OPPONENT, P/S, TK, S, A, SK, YDS, INT, PD, FF, FR. Rows include games against Eagles, Rams, Raiders, Chiefs, 49ers, Eagles, Cowboys, Seahawks, Vikings, Saints, Giants, Cowboys, Chargers, Cardinals, Broncos, Giants.

2015 GXG REGULAR SEASON (REDSKINS)

Table with columns: DATE OPPONENT, P/S, TK, S, A, SK, YDS, INT, PD, FF, FR. Rows include games against Dolphins, Rams, Giants, Eagles, Jets, Falcons, Buccaneers, Patriots, Saints, Panthers, Giants, Cowboys, Bears, Bills, Eagles, Cowboys.

2015 GXG POSTSEASON (REDSKINS)

Table with columns: DATE OPPONENT, P/S, TK, S, A, SK, YDS, INT, PD, FF, FR. Rows include game against Packers and 2015 TOTALS.

2020 GXG REGULAR SEASON (PACKERS)

Table with columns: DATE OPPONENT, P/S, TK, S, A, SK, YDS, INT, PD, FF, FR. Rows include games against Vikings, Lions, Saints, Falcons, Buccaneers, Vikings, 49ers, Jaguars, Colts, Bears, Eagles, Lions, Panthers, Titans, Bears.

2020 GXG POSTSEASON (PACKERS)

Table with columns: DATE OPPONENT, P/S, TK, S, A, SK, YDS, INT, PD, FF, FR. Rows include games against Rams, Buccaneers and 2020 TOTALS.

2018 GXG REGULAR SEASON (REDSKINS)

Table with columns: DATE OPPONENT, P/S, TK, S, A, SK, YDS, INT, PD, FF, FR. Rows include games against Cardinals, Colts, Packers, Saints, Panthers, Cowboys, Giants, Falcons, Buccaneers, Texans, Cowboys, Eagles, Giants, Panthers, Jaguars, Titans, Eagles.

2016 GXG REGULAR SEASON (REDSKINS)

Table with columns: DATE OPPONENT, P/S, TK, S, A, SK, YDS, INT, PD, FF, FR. Rows include games against Steelers, Cowboys, Giants, Browns, Ravens, Eagles, Lions, Bengals, Vikings, Packers, Cowboys, Cardinals, Saints, Panthers, Bears, Giants.

2016 GXG POSTSEASON (REDSKINS)

Table with columns: DATE OPPONENT, P/S, TK, S, A, SK, YDS, INT, PD, FF, FR. Rows include games against Dolphins, Rams, Giants, Eagles, Jets, Falcons, Buccaneers, Patriots, Saints, Panthers, Giants, Cowboys, Bears, Bills, Eagles, Cowboys.

2015 GXG POSTSEASON (REDSKINS)

Table with columns: DATE OPPONENT, P/S, TK, S, A, SK, YDS, INT, PD, FF, FR. Rows include game against Packers and 2015 TOTALS.

21 ERIC STOKES

CORNERBACK

Georgia

Fourth NFL Season

Fourth Packers Season

Ht: 6-1 » **Wt: 194** » **Born: March 1, 1999** » **NFL Games Played/Started: 28/25** » **Acquired: 01-21**


PRO HIGHLIGHTS:

► Was limited to three games with two starts last season due to recovering from ankle/knee injuries from the previous season and a hamstring injury suffered in Week 7 of the 2023 season.

► Despite missing the final eight games of 2022 due to injury, his 23 starts in 2021-22 tied for the seventh most by a Packers cornerback in the first two seasons of their career dating back to 1950 (Stathead.com).

► Played in 16 games with 14 starts as a rookie in 2021, posting 55 tackles (43 solo), a team-high 14 passes defended and an interception.

► Was tied for No. 11 in the NFL and tied for No. 1 among NFL rookies in 2021 in passes defended (14), the most by a Packers rookie since CB Damarious Randall posted 14 in 2015.

► Played on 895 defensive snaps, the second most among 2021 NFL rookies (Las Vegas DB Trevon Moehrig, 1,095), according to TruMedia.

► Selected by the Packers in the first round (No. 29 overall) of the 2021 NFL Draft, the first player drafted out of the University of Georgia in the first round in franchise history.

► Became the highest-drafted cornerback out of the University of Georgia since Champ Bailey, who was selected in the first round with the No. 4 overall pick by Washington in 1999.

2023 SEASON: Appeared in three games, making two starts and recording six tackles (five solo) and a tackle for a loss...Placed on reserve/physically unable to perform on Aug. 29...Activated off of reserve/physically unable to perform on Oct. 21...Placed on injured reserve on Oct. 25...Activated off of injured reserve on Dec. 16...Placed on injured reserve on Dec. 30...**At Denver (Oct. 22):** Played four special teams snaps before suffering a hamstring injury that sidelined him for the second half of the game...**Vs. Tampa Bay (Dec. 17):** Made his first start of the season, playing 47 snaps on defense and recording a solo tackle and a tackle for a loss. Stopped WR Deven Thompson for a loss of a yard on a run on Tampa Bay's first drive of the game...**At Carolina (Dec. 24):** Started and played 63 of 66 snaps on defense, recording a season-high five tackles (four solo).

2022: Started the first nine games before ankle/knee injuries ended his season...Was placed on injured reserve on Nov. 12...Posted 25 tackles (20 solo) while also contributing on special teams, registering a tackle...**At Minnesota (Sept. 11):** Recorded four tackles (three solo) on defense and also appeared on 12 special teams plays, registering a tackle...**Vs. Chicago (Sept. 18):** Posted two tackles (one solo), including coming up to take down WR Equanimeous St. Brown 6 yards shy of the first down as he caught the ball on a slant route on third-and-15, forcing a punt...**At Tampa Bay (Sept. 25):** Was one of four players to play all 65 defensive snaps, posting a tackle (solo) when he tracked WR Breshad Perriman across the field on third-and-12 for a gain of only 6 yards...**Vs. New England (Oct. 2):** Finished with five tackles (all solo). Made two tackles within 3 yards of the line of scrimmage and two tackles on third down that were short of the marker, forcing a punt both times...**Vs. N.Y. Giants (Oct. 9):** Played all 61

AT A GLANCE ...



- Was limited to three games with two starts last season as he recovered from ankle/knee injuries from the 2022 season and a hamstring injury suffered in Week 7 of the 2023 season.
- Started the first nine games of the 2022 season before ankle/knee injuries ended his season.
- Played in 16 games with 14 starts as a rookie and recorded a team-high 14 passes defended, tied for No. 11 in the NFL and tied for No. 1 among NFL rookies in 2021.
- For all NFL defensive backs targeted over 45 times in 2021, ranked No. 4 in the league in lowest completion percentage (49.5) when targeted (Stathead.com).
- Started at CB in all nine regular-season games as a junior at Georgia in 2020, earning first-team All-Southeastern Conference honors from *The Associated Press* after finishing tied for No. 2 in the conference and tied for No. 8 in the nation with four interceptions.
- Earned Class 4A honorable mention from the *Atlanta Journal-Constitution* as a senior at Eastside High School (Covington, Ga.) in 2016 after posting 20 tackles, two INTs and five passes defended.

snaps and finished No. 2 on the team with a season-high six tackles (five solo, tied for the team lead)...**At Detroit (Nov. 6):** Posted a tackle (assist) on 10 defensive snaps before ankle/knee injuries ended his day.

2021: Played in 16 games with 14 starts, logging 55 tackles (43 solo), a team-high 14 passes defended and an INT...Was tied for No. 11 in the NFL in passes defended and tied for No. 1 among NFL rookies...For all NFL DBs targeted over 45 times, ranked No. 4 in lowest completion percentage (49.5) when targeted (Stathead.com)...Missed Week 9 at Kansas City due to a knee injury suffered during pregame warmups...**At New Orleans (Sept. 12):** Made his NFL debut and recorded his first career pass defended on a third-and-11, breaking up a pass intended for TE Adam Trautman to prevent the Saints from converting in the third quarter...**Vs. Detroit (Sept. 20):** Appeared as a reserve and played on 44 snaps, recording a tackle and two PDs. Broke up a deep pass from QB Jared Goff to WR Trinity Benson in the end zone on fourth-and-3 with just under two minutes to play in the fourth quarter...**At San Francisco (Sept. 26):** Made his first career start, posting five tackles (four solo) and a pass defended, breaking up a deep pass from QB Jimmy Garoppolo to WR Deebo Samuel...**Vs. Pittsburgh (Oct. 3):** Started and posted a career-high eight tackles (all solo) and two passes defended and recorded his first career INT when he picked off QB Ben Roethlisberger in the fourth quarter...**At Baltimore (Dec. 19):** Finished with seven tackles (all solo) and a pass defended...**Vs. San Francisco (NFC Divisional, Jan. 22):** Started and recorded four tackles (three solo)...**2021 Draft:** Selected by the Packers in the first round with the No. 29 overall pick.

COLLEGE: Appeared in 36 games with 25 starts during his three seasons at Georgia, posting 78 tackles (60 solo), a sack, two tackles for a loss, four INTs, two INT returns for TDs, 26 passes defended and a forced fumble...Majored in psychology...**2020:** Started all nine regular-season games, earning first-team All-Southeastern Conference honors from *The*

Associated Press after finishing tied for No. 2 in the conference and tied for No. 8 in the nation with four INTs...Earned second-team All-SEC recognition from the league's coaches and first-team honors from *Phil Steele's College Football*...Was tied for No. 2 in the country with two INT returns for TDs and finished with 94 INT return yards (23.5 avg.)...Registered 20 tackles (14 solo), a team-high eight passes defended and three QB hits... Part of a Georgia defense that ranked No. 12 in the nation in total defense (321.0 ypg)...Was named to the preseason watch lists for the Bednarik Award and the Bronko Nagurski Trophy and also was on the preseason watch list for the Wuerffel Trophy, given annually to the player who best combines exemplary community service with athletic and academic achievement...Was named the SEC Defensive Player of the Week after posting two tackles (one solo) and an INT that he returned 27 yards at Missouri (Dec. 12)...**2019:** Appeared in all 14 games with 13 starts, recording a career-high 38 tackles (30 solo), a sack, five QB hits and a team-high nine passes defended...Earned second-team AP All-SEC honors and helped the Bulldogs to a No. 1 national ranking in scoring defense (12.6 ppg) and a No. 3 ranking in overall defense (275.7 ypg)...Helped the Bulldogs allow the fewest points in a season in team history (min. 12 games) with 176 as the defense gave up seven or fewer points in five games

on the season...**2018:** Played in 13 games with three starts as a redshirt freshman, opening three of the last four contests, and recorded 20 tackles (16 solo), a tackle for a loss and nine passes defended (No. 2 on the team)...Was the co-winner of the Defensive Most Improved Player award, which was given out at the team's postseason awards gala.

PERSONAL: Given name Eric Jamane Stokes Jr. ... Born in Conyers, Ga. ... **High school:** Earned Class 4A honorable mention from the *Atlanta Journal-Constitution* as a senior at Eastside High School (Covington, Ga.) in 2016 after posting 20 tackles, two INTs and five passes defended...Helped lead the Eagles to a 7-3-1 record and an appearance in the 2016 GHSA playoffs...Registered 20 tackles, a tackle for a loss, two INTs and five passes defended...Also racked up 279 yards and two TDs on 41 carries (6.8 avg.) and 16 receptions for 183 yards (11.4 avg.) and three TDs...Added an 84-yard kickoff return...Lettered four years in track, participating in the 100-, 200- and 400-meter events as well as the 4x100 and 4x400... **Community involvement:** Signed autographs to raise money for The Salvation Army...Visited Camp Sunshine while he was in college, spending time with children battling cancer.

NFL debut: at New Orleans, 9/12/21
First NFL start: at San Francisco, 9/26/21
First NFL interception: vs. Pittsburgh, 10/3/21 (B.Roethlisberger)

CAREER TRANSACTIONS

- 2021 Selected by Green Bay Packers in the first round (29th overall) of '21 NFL Draft, April 29...Signed first contract, June 2.
- 2022 Placed on injured reserve (ankle/knee), Nov. 12.
- 2023 Placed on reserve/physically unable to perform (ankle/knee), Aug. 29...Activated off reserve/physically unable to perform, Oct. 21...Placed on injured reserve (hamstring), Oct. 25...Activated off injured reserve, Dec. 16...Placed on injured reserve (hamstring), Dec. 30.

ERIC STOKES' NFL REGULAR-SEASON DEFENSIVE STATISTICS

YEAR	TEAM	GP	GS	TACKLES								INTERCEPTIONS								ST				MISC												
				A	TFL	YDS	SK	YDS	QBH	NO	YDS	LG	TD	PD	FF	FR	TD	YDS	TK	S	A	FF	FR	S	A											
2021	Packers	16	14	55	43	12	0	0	0.0	0.0	0	1	0	0	0	14	0	0	0	0	0	0	0	0	0	0	0	0	0	0	0	0	0	0	0	
2022	Packers	9	9	25	20	5	0	0	0.0	0.0	0	0	0	0	0	0	0	0	0	0	0	0	0	0	1	1	0	0	0	0	0	0	0	0	0	
2023	Packers	3	2	6	5	1	1	0	0.0	0.0	0	0	0	0	0	0	0	0	0	0	0	0	0	0	0	0	0	0	0	0	0	0	0	0	0	0
NFL TOTALS		28	25	86	68	18	1	0	0.0	0.0	0	1	0	0	0	14	0	0	0	0	0	0	0	0	1	1	0	0	0	0	0	0	0	0	0	0

ERIC STOKES' NFL POSTSEASON DEFENSIVE STATISTICS

YEAR	TEAM	GP	GS	TACKLES								INTERCEPTIONS								ST				MISC													
				A	TFL	YDS	SK	YDS	QBH	NO	YDS	LG	TD	PD	FF	FR	TD	YDS	TK	S	A	FF	FR	S	A												
2021	Packers	1	1	4	3	1	0	0	0.0	0.0	0	0	0	0	0	0	0	0	0	0	0	0	0	0	0	0	0	0	0	0	0	0	0	0	0	0	0
NFL TOTALS		1	1	4	3	1	0	0	0.0	0.0	0	0	0	0	0	0	0	0	0	0	0	0	0	0	0	0	0	0	0	0	0	0	0	0	0	0	0

SINGLE-GAME HIGHS: DEFENSIVE

Total Tackles	8 vs. Pittsburgh Steelers, Oct 03, 2021 7 at Baltimore Ravens, Dec 19, 2021	Passes Defended	2 vs. Los Angeles Rams, Nov 28, 2021 2 vs. Pittsburgh Steelers, Oct 03, 2021 ...1 more at 2.
Solo Tackles	8 vs. Pittsburgh Steelers, Oct 03, 2021 7 at Baltimore Ravens, Dec 19, 2021	Interceptions	1 vs. Pittsburgh Steelers, Oct 03, 2021

PACKERS HAVE DEMONSTRABLE ECONOMIC IMPACT ON THE COMMUNITY

The Packers are the only franchise in professional sports to be owned and sustained by their fans; the steadfast, unwavering support of the community has been fundamental to the Packers' success over the last century. In the same vein, it's clear the Packers have a quantifiable and tangible economic impact on the Greater Green Bay community, from tourism and taxes to job creation and wage generation.

A 2009 economic impact study commissioned by the Green Bay/Brown County Professional Football Stadium District demonstrated the effects of the Packers on the local economy. The study found that the total economic impact of the Packers and the renovated Lambeau Field on the community was an estimated \$281.5 million in 2009, which included the Packers' 10 home preseason and regular-season games that year (\$12.3 million each of those weekends). The South End, which opened in 2013, included the addition of approximately 7,000 new seats and now generates a spending impact of approximately \$11 million each year. Including the expansion, today's estimated annual economic impact is in excess of \$300 million.

Additionally, the Titletown development adjacent to Lambeau Field has helped generate further entertainment and tourism spending, as well as job creation, an economic impact that is expected to grow in future years as the development continues to expand.

2023 GXG REGULAR SEASON (PACKERS)

DATE	OPPONENT	P/S	TK	S	A	SK	YDS	INT	PD	FF	FR
09/10	at Bears										
09/17	at Falcons										
09/24	Saints										
09/28	Lions										
10/09	at Raiders										
10/22	at Broncos	P	0	0	0	0.0	0.0	0	0	0	0
10/29	Vikings										
11/05	Rams										
11/12	at Steelers										
11/19	Chargers										
11/23	at Lions										
12/03	Chiefs										
12/11	at Giants										
12/17	Buccaneers	S	1	1	0	0.0	0.0	0	0	0	0
12/24	at Panthers	S	5	4	1	0.0	0.0	0	0	0	0
12/31	at Vikings										
01/07	Bears										
2023 TOTALS		3-2	6	5	1	0.0	0.0	0	0	0	0

2023 GXG POSTSEASON (PACKERS)

DATE	OPPONENT	P/S	TK	S	A	SK	YDS	INT	PD	FF	FR
01/14	at Cowboys										
01/20	at 49ers										
2023 TOTALS			0	0	0	0.0	0.0	0	0	0	0

2021 GXG REGULAR SEASON (PACKERS)

DATE	OPPONENT	P/S	TK	S	A	SK	YDS	INT	PD	FF	FR
09/12	at Saints	P	0	0	0	0.0	0.0	0	1	0	0
09/20	Lions	P	1	1	0	0.0	0.0	0	2	0	0
09/26	at 49ers	S	5	1	4	0.0	0.0	0	1	0	0
10/03	Steelers	S	8	8	0	0.0	0.0	1	2	0	0
10/10	at Bengals	S	4	3	1	0.0	0.0	0	1	0	0
10/17	at Bears	S	3	2	1	0.0	0.0	0	0	0	0
10/24	Washington	S	3	3	0	0.0	0.0	0	1	0	0
10/28	at Cardinals	S	6	5	1	0.0	0.0	0	0	0	0
11/07	at Chiefs										
11/14	Seahawks	S	1	0	1	0.0	0.0	0	1	0	0
11/21	at Vikings	S	4	3	1	0.0	0.0	0	0	0	0
11/28	Rams	S	3	3	0	0.0	0.0	0	2	0	0
12/12	Bears	S	2	2	0	0.0	0.0	0	1	0	0
12/19	at Ravens	S	7	7	0	0.0	0.0	0	1	0	0
12/25	Browns	S	2	0	2	0.0	0.0	0	1	0	0
01/02	Vikings	S	4	3	1	0.0	0.0	0	0	0	0
01/09	at Lions	S	2	2	0	0.0	0.0	0	0	0	0
2021 TOTALS		16-14	55	43	12	0.0	0.0	1	14	0	0

2021 GXG POSTSEASON (PACKERS)

DATE	OPPONENT	P/S	TK	S	A	SK	YDS	INT	PD	FF	FR
01/22	49ers	S	4	3	1	0.0	0.0	0	0	0	0
2021 TOTALS		1-1	4	3	1	0.0	0.0	0	0	0	0

2022 GXG REGULAR SEASON (PACKERS)

DATE	OPPONENT	P/S	TK	S	A	SK	YDS	INT	PD	FF	FR
09/11	at Vikings	S	4	3	1	0.0	0.0	0	0	0	0
09/18	Bears	S	2	1	1	0.0	0.0	0	0	0	0
09/25	at Buccaneers	S	1	1	0	0.0	0.0	0	0	0	0
10/02	Patriots	S	5	5	0	0.0	0.0	0	0	0	0
10/09	Giants	S	6	5	1	0.0	0.0	0	0	0	0
10/16	Jets	S	3	3	0	0.0	0.0	0	0	0	0
10/23	at Commanders	S	3	2	1	0.0	0.0	0	0	0	0
10/30	at Bills	S	0	0	0	0.0	0.0	0	0	0	0
11/06	at Lions	S	1	0	1	0.0	0.0	0	0	0	0
11/13	Cowboys										
11/17	Titans										
11/27	at Eagles										
12/04	at Bears										
12/19	Rams										
12/25	at Dolphins										
01/01	Vikings										
01/08	Lions										
2022 TOTALS		9-9	25	20	5	0.0	0.0	0	0	0	0

PRESIDENT KENNEDY ASSISTS PACKERS TO 1961 CHAMPIONSHIP

Vince Lombardi won nine straight postseason games, a streak that began in 1961 during the Berlin Crisis when Paul Hornung, Ray Nitschke and Boyd Dowler were called up to active military duty.

Hornung was ordered to report to Fort Riley, Kan.; Nitschke and Dowler to Fort Lewis, Wash.

All three reported by mid-November and were at the mercy of their base commanders as far as getting weekend passes to play football. In the end, Dowler played all 14 games that season, and Nitschke and Hornung each played 12.

In fact, Hornung played enough to be named the NFL's Most Valuable Player.

But with the league's championship game scheduled for Dec. 31, Lombardi was fretting over how much practice time the three would get.

That proved to be no problem for Dowler and Nitschke. They were given 14-day leaves and arrived back in Green Bay on Dec. 22. But Hornung was awarded just a six-day leave that wasn't going to start until Dec. 27, leaving him scant time to practice.

Based on secondhand accounts, the story goes that Lombardi decided to pull some strings. He had President John F. Kennedy's private phone number at the White House and called him. Kennedy, in turn, called Fort Riley with clear instructions that Hornung be given an earlier release.

Orders were followed and Hornung arrived in Green Bay not only in time for a week of practice, but to escort a date to Green Bay's Charity Ball on Dec. 23.

The Packers ended up beating the Giants, 37-0, and Hornung was named the game's MVP.

The Berlin Crisis was a Cold War confrontation between the United States and the Soviet Union over the occupation of the German capital. At its height in late 1961, there was fear that it could trigger a nuclear war.



ZACH TOM 50

OFFENSIVE LINEMAN
Wake Forest

Third NFL Season
Third Packers Season

Ht: 6-4 » Wt: 304 » Born: March 26, 1999 » NFL Games Played/Started: 26/22 » Acquired: D4b-22

PRO HIGHLIGHTS:

- Appeared in 26 games with 22 starts in his first two NFL seasons, opening games at three different spots on the offensive line (17 at right tackle, four at left tackle, one at left guard).
- Part of a line that has allowed 37 total sacks in the 22 games he has started, including 11 contests with one sack/zero sacks.
- Was the only offensive lineman on the Packers and one of eight linemen in the NFL to start 20-plus games in 2022-23 and not be penalized for holding.
- Started all 17 games at RT in 2023 and helped the Packers rank No. 3 in the NFL in sacks allowed (30) and No. 4 in sacks allowed per passing play (4.9 pct.).
- Played in nine games with five starts as a rookie in 2022, opening four contests at LT and one at LG. Made his first NFL start at Washington in Week 7, becoming the first Green Bay rookie to start a game at LT since David Bakhtiari in 2013.
- Was part of a line that gave up a total of seven sacks in the five games he started in 2022.
- Selected by the Packers with the second of two picks in the fourth round (No. 140 overall) of the 2022 NFL Draft, becoming the fourth Wake Forest offensive lineman drafted by Green Bay and the first since G Gregg Harris (ninth round, No. 228 overall) in 1987.

2023 SEASON: Started all 17 games at RT and was part of a line that helped the Packers rank No. 3 in the NFL in sacks allowed (30) and No. 4 in sacks allowed per passing play (4.9 pct.)...Helped the offense rank tied for No. 6 in the NFL in giveaways (18) and No. 5 in third-down percentage (47.1)... Helped protect QB Jordan Love as he ranked No. 2 in the NFL in passing TDs (32) and No. 7 in passing yards (4,159) and TD/INT ratio (2.91)...Also started both playoff contests at RT...
At Chicago (Sept. 10): Made his first career start at RT, helping to protect Love as he posted a 123.2 passer rating (15 of 27, 245 yards, three TDs, no INTs)...
At Denver (Oct. 22): Was part of a line that did not allow a sack of Love, Green Bay's first zero-sack game since 2022 at Chicago in Week 13. Moved over to center in place of an injured Josh Myers for the final four snaps of the Packers' opening drive of the second half before moving back to RT the next series...
Vs. L.A. Rams (Nov. 5): Helped to clear the way for the Packers' season-high 184 rushing yards on 38 carries (4.8 avg.)...
Vs. L.A. Chargers (Nov. 19): Blocked for Love as he threw for a career-high 322 yards and two TDs on 27-of-40 passing with no INTs (108.5 rating)...
At Detroit (Nov. 23): Protected Love as he was not sacked on the afternoon and as he threw for 268 yards and three TDs with no INTs on 22-of-32 passing for a 125.5 rating...
At Minnesota (Dec. 31): Part of a line that did not allow a sack on the evening as the Packers posted season highs for first downs (28), total yards (470) and time of possession (37:32)...
Vs. Chicago (Jan. 7): Started at RT and played 48 of 60 snaps, missing some time in the first half due to a finger injury. Part of an offense that featured a 300-yard passer (Love, 316), a 100-yard rusher (Aaron Jones, 111) and a 100-yard receiver (Jayden Reed, 112) for the first time since at Cincinnati on Oct. 10, 2021. Helped Jones become the first Packer since RB Ahman Green in 2006 to register three consecutive 100-yard

AT A GLANCE ...



- Appeared in 26 games with 22 starts in his first two NFL seasons, opening games at three different spots on the offensive line (17 at RT, four at LT, one at LG).
- Part of a line that has allowed 37 total sacks in the 22 games he has started, including 11 contests with one sack/zero sacks.
- Started all 17 games at RT in 2023 and helped the Packers rank No. 3 in the NFL in sacks allowed (30) and No. 4 in sacks allowed per passing play (4.9 pct.).
- Played in nine games with five starts as a rookie in 2022, opening four contests at LT and one at LG. Made his first NFL start at Washington in Week 7, becoming the first Green Bay rookie to start a game at LT since David Bakhtiari in 2013.
- Appeared in 48 games with 37 starts (23 at LT, 14 at C) over the course of four seasons at Wake Forest (2018-21), giving up just two sacks in 3,107 collegiate snaps.
- In 2021, earned second-team All-America honors from *Phil Steele's College Football*, *The Athletic* and the Football Writers Association of America and earned first-team All-Atlantic Coast Conference recognition from the coaches and media.

rushing games and helped Love register a career-best 128.6 passer rating...
At Dallas (NFC Wild Card, Jan. 14): Made his first career playoff start, part of a line that protected Love as he completed 16 of 21 passes for 272 yards and three TDs for a 157.2 rating, tying the top mark in NFL postseason history for passer rating by a QB in his first playoff start. Helped the Packers tie a franchise playoff record with 48 points as they became the first team in NFL postseason history to register 48-plus points, 400-plus total yards, no turnovers and no sacks allowed...
At San Francisco (NFC Divisional, Jan. 20): Started at RT and played the first 41 snaps before leaving the game with a concussion. Part of a line that did not allow a sack, the first time in franchise history that the Packers did not give up a sack in back-to-back games in a single postseason. Helped clear the way for Jones to rush for 108 yards on 18 carries (6.0 avg.) as he became only the second player in team history to register back-to-back 100-yard rushing games in the playoffs (RB Dorsey Levens, 1997) and as he became the first player in team history to record five straight 100-yard rushing games (including playoffs).

2022: Appeared in nine games with five starts (four at LT, one at LG)...Dressed, but did not play in the other eight contests (Weeks 2-6, 10-12)...
At Minnesota (Sept. 11): Took over at LG early in the third quarter for an injured Jon Runyan (concussion) and played the final 30 snaps of the game in his NFL debut...
At Washington (Oct. 23): Made his first NFL start, opening at LT in place of an injured Bakhtiari (knee), becoming the first Green Bay rookie to start a game at LT since Bakhtiari in 2013. Part of a line that did not allow a sack on the afternoon...
At Buffalo (Oct. 30): Started for the second straight week, this time opening at LG for the first time in his NFL career in place of an injured Elgton Jenkins (foot) and helping the Packers rack up a season-high 208 yards rushing on 31 carries (6.7 avg.)...
At Detroit (Nov. 6): Played 45 snaps, taking over at RG for an injured Runyan (knee) for 13 snaps in the first half and then at LT for an injured Bakhtiari (knee) for the entire second

VETERANS

COMMUNITY

ADMIN. & COACHES

TOM

DRAFT & FREE AGENTS

2023 REVIEW

RECORDS & HISTORY

LAMBEAU FIELD

MISC.

half outside of the final drive (32 snaps)...**At Chicago (Dec. 4):** Started at LT in place of Bakhtiari (illness), part of a line that did not allow a sack of QB Aaron Rodgers and cleared the way for the team's 175 rushing yards and two TDs on 32 carries (5.5 avg.)...**Vs. L.A. Rams (Dec. 19):** Started at LT in place of Bakhtiari (abdomen) as the offense posted season highs in first downs (27) and time of possession (37:19)...**At Miami (Dec. 25):** Started at LT for the third straight game in place of Bakhtiari (abdomen), helping to protect Rodgers as he threw for 238 yards and a TD on 24-of-38 passing...**Vs. Minnesota (Jan. 1):** Appeared on 55 of 63 snaps on offense, taking over at RT for Yoshi Nijman after eight snaps. Played the next 48 offensive snaps at RT before moving to LT for the final seven snaps in place of Bakhtiari with the Packers holding a 41-10 lead...**Vs. Detroit (Jan. 8):** Took over for Nijman at RT for the fifth offensive series and played the final 36 snaps...**2022 Draft:** Selected by the Packers with the second of two picks in the fourth round (No. 140 overall), becoming the fourth Wake Forest offensive lineman drafted by Green Bay and the first since Harris (ninth round, No. 228 overall) in 1987.

COLLEGE: Appeared in 48 games with 37 starts (23 at left tackle, 14 at center) over the course of four seasons, including all 36 games over the last three seasons...Played on 3,107 snaps over the course of his career and gave up just two sacks...Was named to the ACC All-Academic Team in each of his final three seasons (2019-21)...Earned an undergraduate degree in business and enterprise management in 2021 and is pursuing a master's degree in business...**2021:** Started all 14 games at LT and earned second-team All-America honors from *Phil Steele's College Football*, The Athletic and the Football Writers Association of America...Earned first-team All-ACC honors from the coaches and media...Voted as the Jim Tatum Award winner, given annually to the top senior student-athlete among football players in the conference...Garnered semifinalist recognition for the prestigious William V. Campbell Trophy, an award given by the National Football Foundation to the player with the best combination of academics, community service and on-field performance...Saw action on more than 1,100 plays (1,205) and graded out at 94 percent for the season, including grading out at 90-plus percent in every game...According to Pro Football Focus, registered the highest pass-blocking grade (92.1 percent) of any FBS offensive lineman who played more than 25 snaps...Was part of an offense that became just the 20th ACC team in the college football modern era (post-World War II) to post 500-plus points in a single season...The 574 points scored ranked No. 4 in ACC single-season history, an average of 41.0 points per game that ranked No. 4 in the nation in 2021...Helped the offense score 35-plus points in 12 of 14 games...Helped the

team to an 11-3 record, tied for the most wins in a season in school history (2006)...Also helped set a program record with seven league victories...Blocked for QB Sam Hartman, who set single-season school records for passing yards (4,228) and passing TDs (39)...Part of a 70-point effort at Army (Oct. 23), the third-most points in a game in school history and the most ever in a road contest, as the line provided time for Hartman to throw for a career-high 458 yards and five TDs...Was named ACC Offensive Lineman of the Week vs. Duke (Oct. 30) for the first time in his career after helping the Demon Deacons get off to an 8-0 start with a 45-7 win, the best start in program history and the longest winning streak in program history...**2020:** Started all nine games at LT and helped the Demon Deacons average 36.0 points per game, the second-best mark in school history...Blocked for an offense that totaled 22 rushing TDs after recording just 18 in 13 games in 2019...Blocked for a rushing attack that recorded six TDs vs. Campbell (Oct. 2), the second most in a single game in school history...Helped clear the way for RB Kenneth Walker to rush for three TDs at Syracuse (Oct. 31), marking the fifth straight game Walker ran for a TD and the third straight with multiple TDs...**2019:** Started all 13 games at center and earned honorable mention All-ACC recognition...Was on the field for 1,143 plays, the most snaps on the team...Played a season-high 117 snaps in the opener vs. Utah State (Aug. 30)...Helped the team score a season-best 59 points vs. Louisville (Oct. 12) as the offense finished with a school-record 40 first downs and the second-most yards of total offense (668)...**2018:** Played in 12 games with one start as a redshirt freshman...Made his collegiate debut in the season opener at Tulane (Aug. 30)...Made his first career start, opening at center, and was on the field for a season-high 84 snaps vs. Towson (Sept. 8).

PERSONAL: Given name Zachary Miskom Tom...Born in Baton Rouge, La. ...Older brother, Cameron, was a four-year starter on the offensive line at Southern Miss and has played for the New Orleans Saints (2018, 2020) and Miami Dolphins (2021)...**High school:** Earned first-team all-state honors from the Louisiana Sports Writers Association, first-team All-District 5-5A recognition and first-team Class 4A-5A All-Metro honors as a senior as he helped Catholic High School (Baton Rouge, La.) to an unbeaten regular season...Part of an offense that averaged 313.0 yards and 31.5 points per game...Listed as a three-star prospect by Scout, ESPN and 247 Sports...Was a teammate of Kansas City Chiefs RB Clyde Edwards-Helaire...Also lettered three years in track and field, winning a state title in the shot put as a senior and finishing third in the state as a junior.

NFL debut: at Minnesota, 9/11/22
First NFL start: at Washington, 10/23/22

CAREER TRANSACTIONS

- 2022 Selected by Green Bay Packers as second of two choices in the fourth round (140th overall) of '22 NFL Draft, April 30... Signed first contract, May 26.

ZACH TOM'S NFL REGULAR-SEASON STATISTICS

DATE	TEAM	GP	GS
2022	Packers	9	5
2023	Packers	17	17
NFL TOTALS		26	22

ZACH TOM'S NFL POSTSEASON STATISTICS

DATE	TEAM	GP	GS
2023	Packers	2	2
NFL TOTALS		2	2



SAMORI TOURE 83

VETERANS

WIDE RECEIVER
Nebraska

Third NFL Season
Third Packers Season

Ht: 6-1 » Wt: 191 » Born: March 24, 1998 » NFL Games Played/Started: 22/2 » Acquired: D7d-22

PRO HIGHLIGHTS:

- ▶ Has played in 22 games with two starts in his first two NFL seasons, recording 13 receptions for 160 yards (12.3 avg.) and a TD.
- ▶ Appeared in 11 games with two starts as a rookie in 2022 and posted five catches for 82 yards (16.4 avg.) and a TD.
- ▶ Posted his first NFL touchdown in Week 8 at Buffalo in 2022, hauling in a career-long 37-yard TD pass from QB Aaron Rodgers in the fourth quarter.
- ▶ Selected by the Packers with the fourth of four picks in the seventh round (No. 258 overall) of the 2022 NFL Draft, becoming the first wide receiver from the University of Nebraska to be selected by Green Bay since Frank Lockett in 1979 (10th round).

2023 SEASON: Appeared in 11 games and posted eight receptions for 78 yards (9.8 avg.)...Was inactive for five contests (Weeks 9-11, 13 and 15; healthy scratch)...Was placed on injured reserve (knee) on Jan. 1 after sustaining a knee injury at Minnesota in Week 17...**At Chicago (Sept. 10):** Caught two passes for 18 yards (9.0 avg.), including a 16-yard grab over the middle in the second quarter on third-and-6 to pick up a first down...**Vs. New Orleans (Sept. 24):** Played 33 offensive snaps and caught a two-point conversion pass from QB Jordan Love midway through the fourth quarter to cut the Saints' lead to 17-11...**Vs. Detroit (Sept. 28):** Posted a season-long 35-yard reception to the Detroit 19 late in the fourth quarter...**At N.Y. Giants (Dec. 11):** Appeared on 18 offensive snaps and caught two passes for 22 yards (11.0 avg.).

2022: Appeared in 11 games with two starts and posted five catches for 82 yards (16.4 avg.) and a TD...Was inactive for the first six games (healthy scratch)...**At Washington (Oct. 23):** Made his first career start as the Packers opened with three WRs, appearing on 19 snaps and posting his first career reception when he hauled in a 4-yard pass from Rodgers in the fourth quarter...**At Buffalo (Oct. 30):** Posted his first NFL touchdown, hauling in a career-long 37-yard pass in the end zone from Rodgers with 6:32 remaining in the game...**At Detroit (Nov. 6):** Appeared on a season-high 28 snaps and recorded two receptions for 34 yards (17.0 avg.), including a 32-yard grab to the Detroit 17 on fourth-and-2 on the Packers' final drive...**2022 Draft:** Selected by the Packers with the fourth of four picks in the seventh round (No. 258 overall), the first wide receiver from the University of Nebraska to be drafted by Green Bay since Lockett in 1979 (10th round).

COLLEGE: Played three seasons at the University of Montana (2017-19) and one season at Nebraska (2021), finishing his collegiate career with 201 receptions for 3,386 yards (16.8 avg.) and 25 TDs in 48 games played (34 starts)...Did not play in 2020 due to the fall season being canceled (COVID-19)...Earned his degree in organizational communication...**2021:** Appeared in 12 games with nine starts and led the Huskers with 46 receptions for 898 yards (19.5 avg.) and five TDs...Led the Big Ten in yards per reception, the second-best single-season mark (min. 40 rec.) in school history...Ranked No. 6 in the Big Ten with 898 receiving yards and matched the school single-season record with five 100-yard receiving games...Earned third-team All-Big Ten honors from Pro Football Focus

AT A GLANCE ...



- Name is pronounced suh-MORE-ee too-ray.
- Has played in 22 games with two starts in his first two NFL seasons, recording 13 receptions for 160 yards (12.3 avg.) and a TD.
- Appeared in 11 games with two starts as a rookie in 2022 and posted five catches for 82 yards (16.4 avg.) and a TD.
- Posted his first NFL touchdown in Week 8 at Buffalo in 2022, hauling in a 37-yard TD pass from QB Aaron Rodgers in the fourth quarter.
- As a senior at Nebraska in 2021, led the Big Ten in yards per reception (19.5 avg.), the second-best single-season mark (min. 40 rec.) in school history, and matched the single-season school record with five 100-yard receiving games.
- As a junior at Montana in 2019, ranked No. 2 in the FCS with a school-record 1,495 receiving yards and 13 TDs on a school-record 87 receptions (17.2 avg.).
- Set a single-game school record with 303 receiving yards vs. Southeast Louisiana in 2019, also topping the mark set by Marshall WR Randy Moss (288 yards vs. Delaware in 1996) for the most receiving yards in an FCS playoff game.

and honorable mention from the conference's coaches...Was selected to the Biletnikoff Award Watch List...Posted 63 yards and a TD on eight carries (7.9 avg.) and returned two punts for 9 yards (4.5 avg.)...Registered a season-high eight receptions for 133 yards (16.6 avg.) vs. Fordham (Sept. 4) and added three carries for 35 yards (11.7 avg.), highlighted by his first career rushing TD...Finished with two catches for 136 yards (68.0 avg.) vs. Buffalo (Sept. 11), posting a pair of 68-yard TD receptions...Recorded four receptions for a season-high 150 yards (37.5 avg.) vs. Ohio State (Nov. 6), highlighted by a 72-yard TD catch...Matched the single-season school mark with his fifth 100-yard receiving game of the season, posting seven receptions for 113 yards (16.1 avg.) and a TD at Wisconsin (Nov. 20)...**2019:** Started all 14 games and ranked No. 2 in the FCS with a school-record 1,495 receiving yards and 13 TDs on a school-record 87 catches (17.2 avg.)...Earned third-team FCS All-America honors from *The Associated Press* and first-team All-Big Sky recognition...Posted six 100-yard receiving games and became the first player in school history to register three games with three-plus TD catches...Closed out the season with 48 catches for 905 yards (18.9 avg.) and 10 TDs in the final six contests...Posted eight catches for 188 yards (23.5 avg.) and a TD vs. Idaho State (Oct. 5)...Caught a career-high three TD passes at Portland State (Nov. 2), finishing with seven receptions for 140 yards (20.0 avg.)...Hauled in eight passes for 193 yards (24.1 avg.) vs. Weber State (Nov. 16), including a season-long 79-yard grab, and matched his career high with three TD grabs...Set a school record with 303 receiving yards and three TDs (tied career high) on 12 catches (25.3 avg.) vs. Southeast Louisiana (Dec. 7), also topping the mark set by Marshall WR Randy Moss (288 yards vs. Delaware in 1996) for the most receiving yards in an FCS playoff game...**2018:** Played in all 11 contests with 10 starts, catching 37 passes for 440 yards (11.9 avg.) and two TDs...Registered a season-high 105 receiving yards on five grabs (21.0 avg.) at North Dakota (Oct. 12)...**2017:** Appeared in all 11 games with one start as a redshirt freshman, finishing with 31 catches for 553 yards (17.8 avg.) and five TDs...Posted three receptions of 70-plus

COMMUNITY

ADMIN. & COACHES

TOURE

DRAFT & FREE AGENTS

2023 REVIEW

RECORDS & HISTORY

LAMBEAU FIELD

MISC.

yards on the season and also returned 21 kickoffs for 379 yards (18.0 avg.)...Hauled in three passes for 56 yards (18.7 avg.) vs. Valparaiso (Sept. 2) in his collegiate debut, including a 14-yard TD grab late in the third quarter...Registered a season-high five receptions for 111 yards (22.2 avg.) vs. Savannah State (Sept. 16), including a 20-yard TD catch and an 80-yard reception...Posted two catches for 93 yards (46.5 avg.) at Weber State (Oct. 28), highlighted by a career-long 81-yard TD reception early in the fourth quarter.

PERSONAL: Given name Samori David Toure...Name is pronounced suh-MORE-ee too-ray...Born in Portland, Ore. ...
High school: Was a two-time first-team All-Metro League

selection as a wide receiver at Westview High School (Portland, Ore.), also earning first-team All-Metro League honors as a defensive back as a senior in 2015...Earned honorable mention all-state recognition as a senior...Was a team captain and was named Offensive MVP as a senior...Earned third-team All-Metro League honors at DB as a junior in 2014...Also lettered in track, participating in the long jump and the high jump as well as the 100-meter, 200-meter, 400-meter and 4x100-meter events...**Community involvement:** Spoke with cadets at the Challenge Academy in Fort McCoy, Wis. ...Visited schools, read to kids and volunteered at youth football camps while he was in college.

NFL debut/first start: at Washington, 10/23/22
First NFL touchdown: at Buffalo, 10/30/22 (37 yards, A.Rodgers)

CAREER TRANSACTIONS

- 2022 Selected by Green Bay Packers as fourth of four choices in the seventh round (258th overall) of '22 NFL Draft, April 30... Signed first contract, May 6.
- 2024 Placed on injured reserve (knee), Jan. 1.

SAMORI TOURE'S NFL REGULAR-SEASON RECEIVING STATISTICS

		RECEIVING						
DATE	TEAM	GP	GS	NO.	YDS.	AVG.	LG	TD
2022	Packers	11	2	5	82	16.4	37t	1
2023	Packers	11	0	8	78	9.8	35	0
NFL TOTALS		22	2	13	160	12.3	37t	1

SINGLE-GAME HIGHS: RECEIVING

Receptions 2 at New York Giants, Dec 11, 2023
2 at Chicago Bears, Sep 10, 2023
...1 more at 2.

Receiving Yards 37 at Buffalo Bills, Oct 30, 2022
35 vs. Detroit Lions, Sep 28, 2023
37t at Buffalo Bills, Oct 30, 2022
35 vs. Detroit Lions, Sep 28, 2023

Longest Receptions 37t at Buffalo Bills, Oct 30, 2022
35 vs. Detroit Lions, Sep 28, 2023

Receiving TDs 1 at Buffalo Bills, Oct 30, 2022

Most TDs 1 at Buffalo Bills, Oct 30, 2022

Scrimmage Yards 37 at Buffalo Bills, Oct 30, 2022
35 vs. Detroit Lions, Sep 28, 2023

2023 GXG REGULAR SEASON (PACKERS)

		RECEIVING						
DATE	OPPONENT	P/S	NO.	YDS.	AVG.	LG	TD	
09/10	at Bears	P	2	18	9.0	16	0	
09/17	at Falcons	P	1	6	6.0	6	0	
09/24	Saints	P	0	0	0.0	0	0	
09/28	Lions	P	1	35	35.0	35	0	
10/09	at Raiders	P	0	0	0.0	0	0	
10/22	at Broncos	P	1	3	3.0	3	0	
10/29	Vikings	P	0	0	0.0	0	0	
11/05	Rams							
11/12	at Steelers							
11/19	Chargers							
11/23	at Lions	P	0	0	0.0	0	0	
12/03	Chiefs							
12/11	at Giants	P	2	22	11.0	16	0	
12/17	Buccaneers							
12/24	at Panthers	P	0	0	0.0	0	0	
12/31	at Vikings							
01/07	Bears							
2023 TOTALS		10-0	7	84	12.0	35	0	

2023 GXG POSTSEASON (PACKERS)

		RECEIVING						
DATE	OPPONENT	P/S	NO.	YDS.	AVG.	LG	TD	
01/14	at Cowboys							
01/20	at 49ers							
2023 TOTALS		0-0	0	0	0.0	0	0	

2022 GXG REGULAR SEASON (PACKERS)

		RECEIVING						
DATE	OPPONENT	P/S	NO.	YDS.	AVG.	LG	TD	
09/11	at Vikings							
09/18	Bears							
09/25	at Buccaneers							
10/02	Patriots							
10/09	Giants							
10/16	Jets							
10/23	at Commanders	S	1	4	4.0	4	0	
10/30	at Bills	P	1	37	37.0	37t	1	
11/06	at Lions	P	2	34	17.0	32	0	
11/13	Cowboys	P	0	0	0.0	0	0	
11/17	Titans	P	0	0	0.0	0	0	
11/27	at Eagles	S	0	0	0.0	0	0	
12/04	at Bears	P	1	7	7.0	7	0	
12/19	Rams	P	0	0	0.0	0	0	
12/25	at Dolphins	P	0	0	0.0	0	0	
01/01	Vikings	P	0	0	0.0	0	0	
01/08	Lions	P	0	0	0.0	0	0	
2022 TOTALS		11-2	5	82	16.4	37t	1	

PACKERS' EARLY COACHES

On Aug. 14, 1919, three days after the Packers were organized, Curly Lambeau was chosen team captain, a position at the time that might have carried as much if not more responsibility than coach.

While Lambeau served as captain of the Packers from 1919-21, three other men held the title of coach during those seasons.

Willard J. "Bill" Ryan (1919) – A native of Washburn, Wis., Ryan doubled as coach of the Packers and Green Bay West High School.

Maurice "Jack" Dalton (1920) – A product of Janesville (Wis.) High School, Dalton also doubled as coach of the Packers and Green Bay West High School.

Joseph Merrill "Joe" Hoeffel (1921) – Hoeffel was listed as coach of the Packers in their first NFL season. After starring at Green Bay East High School, Hoeffel played end on the University of Wisconsin's unbeaten Big Ten champions of 1912 and was named to the second team on renowned football authority Walter Camp's All-American team. Hoeffel also coached Lambeau at East High in 1916.



» CARRINGTON VALENTINE 37

VETERANS

CORNERBACK
Kentucky

Second NFL Season
Second Packers Season

Ht: 6-0 » Wt: 189 » Born: September 9, 2001 » NFL Games Played/Started: 17/12 » Acquired: D7a-23

PRO HIGHLIGHTS:

- ▶ Played in all 17 games with 12 starts and recorded 42 tackles (32 solo), a team-high nine passes defended (No. 7 in NFL among rookies), a fumble recovery and two special teams tackles. Also started both postseason contests and was tied for No. 4 on the team with 12 tackles (nine solo).
- ▶ Became the first Green Bay rookie to register two games (Weeks 9 and 11) with three-plus passes defended since CB Casey Hayward (2012).
- ▶ Was targeted 59 times and gave up 34 completions in 2023, a completion percentage allowed of 57.6 pct., the fifth lowest among 2023 rookies (min. 35 targets, per Stathead.com).
- ▶ Selected by the Packers with the first of four picks in the seventh round (No. 232 overall) of the 2023 NFL Draft, becoming the ninth player selected by Green Bay from the University of Kentucky and the first since WR Randall Cobb in 2011 (second round, No. 64 overall).

2023 SEASON: Played in all 17 games with 12 starts and recorded 42 tackles (32 solo), nine passes defended and a fumble recovery...Led the team in passes defended and was ranked No. 7 in the NFL among rookies...Added two special teams tackles...Started both postseason contests, recording 12 tackles (nine solo)...**At Chicago (Sept. 10):** Saw action on 20 defensive snaps and 11 special teams snaps while recording two tackles (both solo) on defense in his NFL debut...**At Atlanta (Sept. 17):** Appeared on seven special teams snaps and two defensive snaps...**vs. New Orleans (Sept. 24):** Made his first career start in place of injured CB Jaire Alexander (back), playing 32 snaps on defense and nine on special teams before a biceps injury in the second quarter sidelined him for the second half...**vs. Detroit (Sept. 28):** Started and played 26 snaps on defense and seven on special teams, recording a solo tackle on defense...**At Las Vegas (Oct. 9):** Appeared on 11 special teams snaps...**At Denver (Oct. 22):** Started in place of an injured Alexander and was one of four players to play every defensive snap (59). Recorded a career-high eight tackles (career-best seven solo) and appeared on three special teams plays as well...**vs. Minnesota (Oct. 29):** Appeared on nine special teams plays, recording two tackles. His first tackle pinned Minnesota at its own 25...**vs. L.A. Rams (Nov. 5):** Started and played every snap (58) on defense, recording two tackles (both solo) and a career-high three passes defended. Broke up a pass intended for WR Tutu Atwell on third-and-long that forced the Rams to punt in the second quarter. Also defended a pair of passes intended for WR Puka Nacua on two different drives and both drives resulted in punts for Los Angeles. Became the first Packers rookie with three passes defended in a game since Alexander had five at the L.A. Rams on Oct. 28, 2018...**At Pittsburgh (Nov. 12):** Started and played all 65 snaps on defense, recording two tackles (one solo)...**vs. L.A. Chargers (Nov. 19):** Started and played all 65 snaps on defense, recording four tackles (three solo) and three passes defended (tied career high). Became the first Green Bay rookie to register two games with three-plus passes defended since Hayward (2012). Broke up a pass intended for WR Keenan Allen on third-and-4 on the Chargers' first possession of the game.

AT A GLANCE ...



- Led the team and ranked No. 7 among NFL rookies with nine passes defended last season. Dating back to 2000, became the sixth Packer rookie to post nine-plus passes defended and the first since CB Eric Stokes (14) in 2021.
- Played in all 17 games with 12 starts and recorded 42 tackles (32 solo), nine passes defended and a fumble recovery as a rookie. Also started both postseason contests and was tied for No. 4 on the team with 12 tackles (nine solo).
- Became the first Green Bay rookie to register two games (Weeks 9 and 11) with three-plus passes defended since CB Casey Hayward (2012).
- Played in 35 career games with 25 straight starts to finish his career at Kentucky (2020-22). In 2022, led the Wildcats and ranked No. 9 in the Southeastern Conference in passes defended with 11.

On the Chargers' next possession, broke up another third-down pass to Allen to hold Los Angeles to a field goal. His third and final pass defended occurred on third-and-5 when he broke up a pass intended for WR Quentin Johnston, forcing the Chargers to punt in the second quarter...**At Detroit (Nov. 23):** Started and played all 84 snaps on defense, recording four tackles (all solo)...**vs. Kansas City (Dec. 3):** Started and played all 67 snaps on defense, recording two tackles (both assisted) and a pass defended. Broke up a deep pass intended for WR Marquez Valdes-Scantling on the Chiefs' final drive with 50 seconds left in the game...**At N.Y. Giants (Dec. 11):** Started and played 55 of 56 snaps, posting four tackles (all solo) and his first career fumble recovery. With the Packers trailing, 21-16, late in the fourth quarter, scooped up a RB Saquon Barkley fumble at the Green Bay 14 and returned it 50 yards to the Giants' 36 to help set up the go-ahead score. The 50-yard fumble return was the third longest by an NFL player on the season and was the longest ever by a Packers rookie defensive back...**vs. Tampa Bay (Dec. 17):** Started and played all 62 snaps on defense, recording five tackles (four solo) and a pass defended. Broke up a pass intended for WR Mike Evans on Tampa Bay's second drive of the second half...**At Minnesota (Dec. 31):** Started and played all 53 snaps on defense, recording four tackles (one solo)...**vs. Chicago (Jan. 7):** Started and played 44 of 48 snaps on defense, recording four tackles (three solo) and a pass defended. In the fourth quarter, nearly intercepted a pass intended for TE Cole Kmet on third down to help hold Chicago to a field goal...**At Dallas (NFC Wild Card, Jan. 14):** Started and played a team-high 90 snaps on defense, recording eight tackles (six solo)...**At San Francisco (NFC Divisional, Jan. 20):** Started and played 62 snaps on defense, recording four tackles (three solo).

COLLEGE: Played in 35 career games with 25 straight starts to finish his collegiate career (2020-22)...Posted 119 tackles (87 solo), three tackles for a loss, two sacks, 16 passes defended, an interception, a forced fumble and a fumble recovery...Majoring in pre-journalism...**2022:** Started all 12 games and finished with 48 tackles (34 solo), a sack, an INT, a fumble recovery and a career best 10 passes defended...Led the team and ranked No. 9 in the Southeastern Conference in passes defended with 11...Recorded 27 solo tackles in

COMMUNITY

ADMIN. & COACHES

VALENTINE

DRAFT & FREE AGENTS

2023 REVIEW

RECORDS & HISTORY

LAMBEAU FIELD

MISC.

conference play, No. 1 on the team...Named to the SEC Fall Academic Honor Roll and was elected as one of three representatives for UK football on the Student-Athlete Advisory Committee (SAAC)...Finished with five tackles (two solo) and a career-high three passes defended at Florida (Sept. 10) with all three coming in the fourth quarter, including one on fourth-and-3 at the Florida 40 and the last on a third-and-2 at the Florida 46 in the closing seconds...Part of a UK team that defeated the Gators in consecutive seasons for the first time in 45 years (1976-77)...Recorded two passes defended and his first career interception vs. Youngstown State (Sept. 17), helping keep the Penguins off the scoreboard to preserve the Wildcats' first shutout since they held Miami (Ohio) scoreless at a neutral-site game in Cincinnati on Sept. 5, 2009 (42-0)...Registered a team-best six solo tackles and a tackle for a loss, and sacked QB Will Rogers for a loss of 10 yards on a third-and-14 to force a punt at Mississippi State (Oct. 15)...Finished with a season-best eight tackles (tied for No. 3 on the team), including tying his season high with six solo tackles (tied for the team lead) vs. Georgia (Nov. 19)...**2021:** Started in 12 of 13 games played and ranked No. 4 on the team with a career-best 61 tackles (46 solo), a sack, 1½ tackles for a loss, five passes defended (tied for No. 3 on the team) and a QB hurry...Was tied for No. 9 among SEC defensive backs in solo tackles...Posted multiple tackles in 12 games, including five-plus tackles in five contests...Earned a spot on the dean's list and was named to the SEC Fall Academic Honor Roll...Totalled a career-high 11 tackles (seven

solo), leading the team in both tackles and solo tackles vs. Chattanooga (Sept. 18)...Posted four tackles (all solo) and his first career sack that went for a 7-yard loss and forced a punt at South Carolina (Sept. 25)...**2020:** Saw action in 10 games with one start as a redshirt freshman...Recorded 10 tackles (seven solo), a pass defended and a forced fumble...Named to the dean's list and the 2020-21 First-Year SEC Academic Honor Roll...Posted his first career pass defended when he broke up a pass intended for WR Malachi Wideman on a second-and-8 in the fourth quarter at Tennessee (Oct. 17)...Made his first career start and was tied for No. 4 on the team with a season-best six tackles (all solo) and a forced fumble vs. N.C. State (TaxSlayer Gator Bowl, Jan. 2).

PERSONAL: Given name Carrington Jadon Valentine... Born in Cincinnati, Ohio...Nicknamed "Carri"...His sister, Shala, played basketball at UMass Lowell and his brother, Jerrick, played soccer at Bellarmine in Louisville, Ky....**High school:** Lettered four years in football at Archbishop Moeller High School in Cincinnati, Ohio...Earned first-team All-Southwest Ohio honors as a senior from area coaches...Registered 32 tackles and five passes defended, and blocked two kicks...Began his career as a wide receiver before moving to cornerback as a junior...Also returned kickoffs, averaging 31.7 yards per return with two returned for TDs...Also lettered for three years in basketball, helping Moeller win a state championship in 2019.

NFL debut: at Chicago, 9/10/23

First NFL start: vs. New Orleans, 9/24/23

CAREER TRANSACTIONS

- 2023 Selected by Green Bay Packers with the first of four picks in the seventh round (232nd overall) of the '23 NFL Draft, April 29...Signed first contract, May 5.

CARRINGTON VALENTINE'S NFL REGULAR-SEASON DEFENSIVE STATISTICS

YEAR	TEAM	GP	GS	TACKLES										INTERCEPTIONS										ST				MISC			
				TK	S	A	TFL	YDS	SK	YDS	QBH	NO	YDS	LG	TD	PD	FF	FR	TD	YDS	TK	S	A	FF	FR	S	A				
2023	Packers	17	12	42	32	10	0	0	0.0	0.0	0	0	0	0	0	0	9	0	1	0	50	2	1	1	0	0	0	0			
NFL TOTALS		17	12	42	32	10	0	0	0.0	0.0	0	0	0	0	0	0	9	0	1	0	50	2	1	1	0	0	0	0			

CARRINGTON VALENTINE'S NFL POSTSEASON DEFENSIVE STATISTICS

YEAR	TEAM	GP	GS	TACKLES										INTERCEPTIONS										ST				MISC			
				TK	S	A	TFL	YDS	SK	YDS	QBH	NO	YDS	LG	TD	PD	FF	FR	TD	YDS	TK	S	A	FF	FR	S	A				
2023	Packers	2	2	12	9	3	0	0	0.0	0.0	0	0	0	0	0	0	0	0	0	0	0	0	0	0	0	0	0	0			
NFL TOTALS		2	2	12	9	3	0	0	0.0	0.0	0	0	0	0	0	0	0	0	0	0	0	0	0	0	0	0	0	0			

SINGLE-GAME HIGHS: DEFENSIVE

Total Tackles 8 at Denver Broncos, Oct 22, 2023
5 vs. Tampa Bay Buccaneers, Dec 17, 2023
Solo Tackles 7 at Denver Broncos, Oct 22, 2023
4 vs. Tampa Bay Buccaneers, Dec 17, 2023
...2 more at 4
Passes Defensed 3 vs. Los Angeles Chargers, Nov 19, 2023
3 vs. Los Angeles Rams, Nov 05, 2023

Fumble Recoveries 1 at New York Giants, Dec 11, 2023
Special Teams Tackles 2 vs. Minnesota Vikings, Oct 29, 2023

2023 GXG REGULAR SEASON (PACKERS)

DATE	OPPONENT	P/S	TK	S	A	SK	YDS	INT	PD	FF	FR
09/10	at Bears	P	2	2	0	0	0.0	0.0	0	0	0
09/17	at Falcons	P	0	0	0	0.0	0.0	0	0	0	0
09/24	Saints	S	0	0	0	0.0	0.0	0	0	0	0
09/28	Lions	S	1	1	0	0.0	0.0	0	0	0	0
10/09	at Raiders	P	0	0	0	0.0	0.0	0	0	0	0
10/22	at Broncos	S	8	7	1	0.0	0.0	0	0	0	0
10/29	Vikings	P	0	0	0	0.0	0.0	0	0	0	0
11/05	Rams	S	2	2	0	0.0	0.0	0	3	0	0
11/12	at Steelers	S	2	1	1	0.0	0.0	0	0	0	0
11/19	Chargers	S	4	3	1	0.0	0.0	0	3	0	0
11/23	at Lions	S	4	4	0	0.0	0.0	0	0	0	0

2023 GXG REGULAR SEASON (PACKERS)

DATE	OPPONENT	P/S	TK	S	A	SK	YDS	INT	PD	FF	FR
12/03	Chiefs	S	2	0	2	0.0	0.0	0	1	0	0
12/11	at Giants	S	4	4	0	0.0	0.0	0	0	0	1
12/17	Buccaneers	S	5	4	1	0.0	0.0	0	1	0	0
12/24	at Panthers	P	0	0	0	0.0	0.0	0	0	0	0
12/31	at Vikings	S	4	1	3	0.0	0.0	0	0	0	0
01/07	Bears	S	4	3	1	0.0	0.0	0	1	0	0
2023 TOTALS		17-12	42	32	10	0.0	0.0	0	9	0	1

2023 GXG POSTSEASON (PACKERS)

DATE	OPPONENT	P/S	TK	S	A	SK	YDS	INT	PD	FF	FR
01/14	at Cowboys	S	8	6	2	0.0	0.0	0	0	0	0
01/20	at 49ers	S	4	3	1	0.0	0.0	0	0	0	0
2023 TOTALS		2-2	12	9	3	0.0	0.0	0	0	0	0



» LUKAS VAN NESS 90

DEFENSIVE LINEMAN

Iowa

Second NFL Season
Second Packers Season

Ht: 6-5 » Wt: 272 » Born: July 6, 2001 » NFL Games Played/Started: 17/0 » Acquired: DT-23

PRO HIGHLIGHTS:

- ▶ Posted five sacks in 2023 (including the postseason) to rank No. 7 among 2023 rookies and No. 3 among rookie linebackers (TruMedia).
- ▶ Finished with nine tackles for a loss in his first year (including playoffs), tied for No. 5 among NFL rookies.
- ▶ His 11 QB hits (including postseason) ranked No. 7 among NFL rookies and No. 3 among rookie linebackers (TruMedia).
- ▶ Registered his first career sack in his NFL debut, taking down QB Justin Fields for a loss of 7 yards to force a third-and-long and help hold Chicago to a field goal in Week 1.
- ▶ Selected by the Packers in the first round (No. 13 overall) of the 2023 NFL Draft, a pick obtained from the N.Y. Jets as part of the QB Aaron Rodgers trade.
- ▶ Became the first defensive player from the University of Iowa to be selected by the Packers in the first round. Was the highest-drafted defensive player out of Iowa since DB Tom Knight was selected by the Arizona Cardinals with the No. 9 overall pick in 1997.

2023 SEASON: Played in all 17 games, recording 32 tackles (24 solo), eight tackles for a loss (tied for No. 2 on the team), a pass defended, four sacks and 10 QB hits (No. 5 on the team)...Appeared in both postseason contests, recording five tackles (four solo), a sack, a tackle for a loss and a QB hit...

At Chicago (Sept. 10): Played 35 snaps on defense and 11 on special teams, posting two tackles (both solo) and a sack in his NFL debut. Recorded his first career sack when he brought down Fields for a loss of 7 yards to force a third-and-long and help hold Chicago to a field goal...**Vs. Minnesota (Oct. 29):** Appeared on 26 defensive snaps, recording his first career pass defended...**Vs. L.A. Rams (Nov. 5):** Played 20 defensive snaps, registering two tackles (both solo), a tackle for a loss and a quarterback hit. Made back-to-back tackles, stopping RB Darrell Henderson for a loss of 5 yards on first down and tackling Henderson again to force third-and-long for the Rams...**At Pittsburgh (Nov. 12):** Played 19 snaps on defense, recording three tackles (two solo) and a tackle for a loss. Tackled RB Jaylen Warren for a loss of a yard on the first play of the second quarter...**At Detroit (Nov. 23):** Appeared on 28 defensive snaps, posting three tackles (all solo), a tackle for a loss and two QB hits. Got after QB Jared Goff on a first-down play in the second quarter, forcing Goff to throw the ball away as he was called for intentional grounding. In the fourth quarter, stopped TE Sam LaPorta for a loss of 2 yards on a first-down reception...**Vs. Kansas City (Dec. 3):** Played 25 defensive snaps, registering two tackles (both solo), a sack, a tackle for a loss and two QB hits. Sacked Patrick Mahomes for a loss of 9 yards on first down to help hold the Chiefs to just a field goal on that drive...**Vs. Tampa Bay (Dec. 17):** Played 26 snaps on defense, recording four tackles (three solo), a sack, a tackle for a loss and a QB hit. Sacked QB Baker Mayfield for a loss of 9 yards on a first-down play in the second quarter that helped hold Tampa Bay to a field goal...**Vs. Chicago (Jan. 7):** Logged 19 snaps on defense, posting two tackles (both solo), a sack, a tackle for a loss and a QB hit. Sacked Fields for a loss of 6 yards on a first-down play on Chicago's first drive of the game...**At Dallas (NFC Wild Card, Jan. 14):** Played

AT A GLANCE ...



- Saw action in all 17 games as a rookie, registering 32 tackles (24 solo), eight tackles for a loss (tied for No. 2 on the team), a pass defended, four sacks and 10 quarterback hits (No. 5 on the team).
- Became the first Packers rookie to post four-plus sacks and eight-plus tackles for a loss since LB Clay Matthews in 2009.
- Appeared in both postseason contests, recording five tackles (four solo), a sack, a tackle for a loss and a QB hit.
- Earned second-team All-Big Ten honors from the conference's coaches and media as a redshirt sophomore in 2022, playing both end and tackle and recording 38 tackles (17 solo), a team-high 11 tackles for a loss and 6½ sacks (tied for team lead).
- Earned first-team all-state honors from the *Champaign News Gazette* as a senior in 2019 at Barrington (Ill.) High School after posting 67 tackles, eight tackles for a loss, 17 QB pressures, five sacks, a forced fumble and a blocked punt.

50 snaps on defense, recording three tackles (two solo), a sack, a tackle for a loss and a QB hit. Sacked QB Dak Prescott for a loss of 5 yards on a second-down play in the fourth quarter.

COLLEGE: Appeared in 27 games on the defensive line during his two seasons with the Hawkeyes (2021-22), recording 71 tackles (34 solo), 19½ tackles for a loss, 13½ sacks, seven QB hits and a pass defended...**Majored in finance...****2022:** Appeared in all 13 games, playing both end and tackle and posting 38 tackles (17 solo), a team-high 11 tackles for a loss, 6½ sacks (tied for team lead) and four QB hits...Earned second-team All-Big Ten honors from the league's coaches and media as well as *The Associated Press* and *Phil Steele's College Football*...Was part of an Iowa defense that ranked No. 2 in the country in points allowed (13.3 ppg), No. 6 in passing defense (169.5 ypg) and No. 12 in rushing defense (101.3 ypg)...Helped the Hawkeyes limit their opponents to 10 points or less in nine of 13 games on the season, the most in the country in 2022...Tied the single-game school record with two blocked punts vs. Iowa State (Sept. 10), earning Big Ten Special Teams Player of the Week recognition for his performance...Blocked a Tyler Perkins punt on the Cyclones' opening drive of the game, giving the Hawkeyes the ball at the Iowa State 16 to set up a TD three plays later and then blocked another Perkins punt midway through the third quarter to give the Hawkeyes the ball at the Iowa State 20...Added two tackles (one solo), including a stop of RB Jireh Brock for a 1-yard loss on a third-quarter run...Finished No. 2 on the team with a career-high eight tackles (three solo) while adding 2½ tackles for a loss and 1½ sacks vs. Nevada (Sept. 17)...Shared a sack of QB Shane Illingworth for a 2-yard loss early in the second quarter on third down to force a punt and then brought Illingworth down again for a 6-yard sack in the third quarter...Registered three tackles (two solo), including a 2-yard sack of QB Evan Simon in the third quarter at Rutgers (Sept. 24)...Also pressured Simon on a first-quarter pass that was picked off by DB Cooper DeJean and returned 45 yards for a TD...Recorded four tackles (three solo) and a sack at Purdue (Nov. 5), bringing down QB Aidan O'Connell for a 15-yard loss on third-and-goal at the Iowa 2 in the second quarter as the Boilermakers were forced to settle for a field goal...**2021:** Played in all 14 games as a redshirt freshman, earning Freshman All-America recognition from the

VETERANS

COMMUNITY

ADMIN. & COACHES

VAN NESS

DRAFT & FREE AGENTS

REVIEW

RECORDS & HISTORY

LANEBAU FIELD

MISC.

Football Writers Association of America and the Maxwell Football Club after finishing with 33 tackles (17 solo), 8½ tackles for a loss, seven sacks and three QB hits...Was tied for the team lead in sacks and led the Hawkeyes in tackles for a loss...Posted a sack in his collegiate debut vs. Indiana (Sept. 5), bringing QB Michael Penix Jr. down for a 6-yard loss early in the third quarter on third-and-8 to force the Hoosiers to settle for a field goal... Recorded a season-high seven tackles (one solo), a career-high 2½ tackles for a loss and a career-best two sacks vs. Kent State (Sept. 18)...Shared a sack of QB Dustin Crum in the end zone for an Iowa safety in the first quarter...Sacked Crum again on a third down in the second quarter to force a punt and then shared another sack of Crum in the fourth quarter...Racked up six tackles (five solo) and a sack at Nebraska (Nov. 26), bringing down QB Logan Smothers for a 6-yard loss in the Nebraska end zone for a fourth-quarter safety to cut the Cornhuskers' lead to 21-18 as the Hawkeyes rallied for the 28-21 win...Posted four tackles (two solo) and a sack, bringing down QB Will Lewis for a 7-yard loss in the fourth quarter Vs. Kentucky (Citrus Bowl, Jan. 1).

PERSONAL: Given name Lukas Reed Van Ness...Born in Elgin, Ill. ...**High school:** Earned first-team all-state honors from the *Champaign News Gazette* as a senior in 2019 at Barrington (Ill.) High School after posting 67 tackles, eight tackles for a loss, five sacks, 17 QB pressures, a forced fumble and a blocked punt...Was named the Mid-Suburban League Defensive Player of the Year as a senior, helping his team to the state playoffs as a junior and senior...Earned first-team all-conference honors as a senior and all-area recognition from the *Daily Herald* and *Pioneer Press*...Also lettered three times in hockey...**Community involvement:** Took part in Huddle for Heroes, a military-appreciation event that involved a Q&A session, writing letters to active-duty military members and mingling with veterans through interactive sports games... Has supported the Luke Harrod Hutson Foundation, named after a childhood friend of his, which was founded to provide annual athletic, educational and mission-trip scholarships to support local area athletes and teens in Barrington, Ill. ...Visited children's hospitals while he was in college.

NFL debut: at Chicago, 9/10/23
First NFL sack: at Chicago, 9/10/23 (J.Fields)

CAREER TRANSACTIONS

- 2023 Selected by Green Bay Packers in the first round (13th overall) of the '23 NFL Draft, April 27 (pick acquired from N.Y. Jets as part of the QB Aaron Rodgers trade)...Signed first contract, June 27.

LUKAS VAN NESS' NFL REGULAR-SEASON DEFENSIVE STATISTICS

YEAR	TEAM	GP	GS	TACKLES							INTERCEPTIONS							ST				MISC						
				TK	S	A	TFL	YDS	SK	YDS	QBH	NO	YDS	LG	TD	PD	FF	FR	TD	YDS	TK	S	A	FF	FR	S	A	
2023	Packers	17	0	32	24	8	8	40	4.0	31.0	10	0	0	0	0	1	0	0	0	0	0	0	0	0	0	0	0	0
NFL TOTALS		17	0	32	24	8	8	40	4.0	31.0	10	0	0	0	0	1	0	0	0	0	0	0	0	0	0	0	0	0

LUKAS VAN NESS' NFL POSTSEASON DEFENSIVE STATISTICS

YEAR	TEAM	GP	GS	TACKLES							INTERCEPTIONS							ST				MISC						
				TK	S	A	TFL	YDS	SK	YDS	QBH	NO	YDS	LG	TD	PD	FF	FR	TD	YDS	TK	S	A	FF	FR	S	A	
2023	Packers	2	0	5	4	1	1	5	1.0	5.0	1	0	0	0	0	0	0	0	0	0	0	0	0	0	0	0	0	0
NFL TOTALS		2	0	5	4	1	1	5	1.0	5.0	1	0	0	0	0	0	0	0	0	0	0	0	0	0	0	0	0	0

SINGLE-GAME HIGHS: DEFENSIVE

Total Tackles	4 vs. Tampa Bay Buccaneers, Dec 17, 2023 3 at Detroit Lions, Nov 23, 2023 ...1 more at 3.	Passes Defensed	1 vs. Minnesota Vikings, Oct 29, 2023 1 vs. Chicago Bears, Jan 07, 2024
Solo Tackles	3 vs. Tampa Bay Buccaneers, Dec 17, 2023 3 at Detroit Lions, Nov 23, 2023	Tackles For Loss	1 vs. Tampa Bay Buccaneers, Dec 17, 2023 ...6 more at 1.
Sacks	1.0 vs. Chicago Bears, Jan 07, 2024 1.0 vs. Tampa Bay Buccaneers, Dec 17, 2023 ...2 more at 1.0.		

2023 GXG REGULAR SEASON (PACKERS)

DATE	OPPONENT	P/S	TK	S	A	SK	YDS	INT	PD	FF	FR
09/10	at Bears	P	2	2	0	1.0	7.0	0	0	0	0
09/17	at Falcons	P	2	1	0	0.0	0.0	0	0	0	0
09/24	Saints	P	1	1	0	0.0	0.0	0	0	0	0
09/28	Lions	P	1	1	0	0.0	0.0	0	0	0	0
10/09	at Raiders	P	2	1	1	0.0	0.0	0	0	0	0
10/22	at Broncos	P	0	0	0	0.0	0.0	0	0	0	0
10/29	Vikings	P	0	0	0	0.0	0.0	0	1	0	0
11/05	Rams	P	2	2	0	0.0	0.0	0	0	0	0
11/12	at Steelers	P	3	2	1	0.0	0.0	0	0	0	0
11/19	Chargers	P	2	2	0	0.0	0.0	0	0	0	0
11/23	at Lions	P	3	3	0	0.0	0.0	0	0	0	0
12/03	Chiefs	P	2	2	0	1.0	9.0	0	0	0	0
12/11	at Giants	P	2	1	1	0.0	0.0	0	0	0	0
12/17	Buccaneers	P	4	3	1	1.0	9.0	0	0	0	0
12/24	at Panthers	P	2	2	0	0.0	0.0	0	0	0	0
12/31	at Vikings	P	2	1	1	0.0	0.0	0	0	0	0
01/07	Bears	P	2	2	0	1.0	6.0	0	0	0	0
2023 TOTALS		17-0	32	24	8	4.0	31.0	0	1	0	0

2023 GXG POSTSEASON (PACKERS)

DATE	OPPONENT	P/S	TK	S	A	SK	YDS	INT	PD	FF	FR
01/14	at Cowboys	P	3	2	1	1.0	5.0	0	0	0	0
01/20	at 49ers	P	2	2	0	0.0	0.0	0	0	0	0
2023 TOTALS		2-0	5	4	1	1.0	5.0	0	0	0	0



QUAY WALKER

LINEBACKER
Georgia

Third NFL Season
Third Packers Season

Ht: 6-4 » Wt: 241 » Born: May 8, 2000 » NFL Games Played/Started: 31/30 » Acquired: D1a-22

PRO HIGHLIGHTS:

- ▶ Is one of 10 NFL players to post 115-plus tackles, five-plus tackles for a loss and at least one sack in each of the last two seasons (Stathead).
- ▶ Started all 14 regular-season games he played in last season, recording a team-high 118 tackles (59 solo) and finishing tied for No. 4 on the team with seven tackles for a loss. Also led the team and tied for No. 8 in the NFL with 20 tackles (nine solo) in the 2023 postseason.
- ▶ Posted his first career interception in Week 1 of 2023 when he picked off QB Justin Fields over the middle and broke tackles on the 37-yard return to post his first career touchdown and put the Packers up, 38-14, in the fourth quarter.
- ▶ Saw action in all 17 games with 16 starts in 2022 and led the team in both tackles (119) and solo tackles (73). Was the only NFL rookie with five-plus tackles in 16 games during the 2022 season, per Stathead.
- ▶ Earned All-Rookie team honors from the Pro Football Writers of America, the first Green Bay inside LB to be selected to the team since A.J. Hawk in 2006.
- ▶ Led the team, ranked No. 2 among rookies and was tied for No. 6 in the NFL in 2022 with three forced fumbles. It was the most by a Green Bay rookie (per the Elias Sports Bureau) since RB Basil Mitchell in 1999 (three).
- ▶ Selected by the Packers with the first of two picks in the first round (No. 22 overall) of the 2022 NFL Draft, the first University of Georgia linebacker to be drafted in the first round since Roquan Smith in 2018 (Chicago, No. 8 overall).
- ▶ Became the first inside LB to be selected by the Packers in the first round since Hawk in 2006 (No. 5 overall).

2023 SEASON: Started all 14 regular-season contests he played in, recording a team-high 118 tackles (59 solo), an interception, seven tackles for a loss (tied for No. 4 on the team), 2½ sacks, five QB hits and three passes defended... Missed Weeks 9-10 with a groin injury and missed Week 14 due to a shoulder injury...Started both postseason contests, leading the team with 20 tackles (nine solo) and a tackle for a loss...**At Chicago (Sept. 10):** Before leaving the game with a concussion in the fourth quarter, recorded four tackles (three solo), a tackle for a loss, a pass defended and his first career interception when he picked off Fields over the middle and broke tackles on the 37-yard return to post his first career TD and put the Packers up, 38-14...**Vs. Detroit (Sept. 28):** Registered career bests with 19 tackles and 10 solo tackles, including a tackle for a loss when he took down RB Jahmyr Gibbs for a loss of 5 yards on a pass to the flat midway through the third quarter. Nine of his tackles came within 3 yards of the line of scrimmage...**Vs. Kansas City (Dec. 3):** Posted a game-high 13 tackles (four solo), tied for the third-most tackles he had registered in a single game...**At Carolina (Dec. 24):** Recorded five tackles (one solo), a QB hit and a half-sack when he beat RG Nash Jensen and teamed with LB Preston Smith to sack QB Bryce Young for a loss of 7 yards on a second-and-1 on the game's first drive...**At Minnesota (Dec. 31):** Recorded six tackles (two solo), a sack, a tackle for a loss and two QB hits. Sacked QB Jaren Hall for a loss of 10

AT A GLANCE ...



- Is one of three Packers since the merger (1970) with 100-plus tackles in both of his first two NFL seasons (Nick Barnett, 2003-04; A.J. Hawk, 2006-07), per Stathead.
- Has led Green Bay in tackles for two straight seasons, tying for the third-longest streak for the Packers since 1975 (Nick Barnett, 2003-05; Blake Martinez, 2017-19).
- Ranked No. 2 among NFL rookies with a team-best 119 total tackles in 2022, the fifth most by a Green Bay rookie since 1975 (Johnnie Gray, 123 in 1975 / Nick Barnett, 134 in 2003 / A.J. Hawk, 155 in 2006 / Rich Wingo, 166 in 1979).
- Earned All-Rookie team honors from the Pro Football Writers of America, the first Green Bay inside LB to be selected to the team since Hawk in 2006.
- Started at LB in all 15 games as a senior in 2021, tying for No. 3 on the team with a career-high 67 tackles (39 solo) while adding 5½ tackles for a loss, 1½ sacks and 25 QB pressures. Was part of a Georgia defense that ranked No. 1 in the country in 2021 in points allowed (10.2 ppg), the top mark posted since Alabama (8.2 ppg) in 2011, and helped the Bulldogs win their first national championship since 1980.

yards on a second-and-6 with just over two minutes to play in the second quarter and hit QB Nick Mullens on a fourth-and-4 pass that fell incomplete in the end zone...**Vs. Chicago (Jan. 7):** Led the team with nine tackles (six solo), a tackle for a loss, a QB hit and two NextGenStat QB pressures, and sacked Fields for a loss of 3 yards on a third-and-7 near midfield with just under six minutes to play in the third quarter...**At Dallas (NFC Wild Card, Jan. 14):** Tied for the team lead with 11 tackles (four solo). Along with CB Keisean Nixon (11 total, seven solo), recorded the most tackles by a Packer in a playoff game since LB Jake Ryan (12 total, nine solo) in the 2016 NFC Wild Card Playoff win over the N.Y. Giants.

2022: Played in all 17 games with 16 starts and led the team in both tackles (119) and solo tackles (73)...Finished No. 2 among NFL rookies in tackles, the fifth-most tackles by a Green Bay rookie since 1975 (Johnnie Gray, 123 in 1975 / Nick Barnett, 134 in 2003 / Hawk, 155 in 2006 / Rich Wingo, 166 in 1979)...Posted five-plus tackles in 16 games on the season, the most in the NFL among rookies (Stathead.com)...Led the team, ranked No. 2 among NFL rookies and tied for No. 6 in the league with three forced fumbles, the most by a Green Bay rookie (per Elias) since Mitchell in 1999 (three)...Also posted five tackles for a loss, four QB hits, 1½ sacks, seven passes defended and a fumble recovery he returned 63 yards...Posted two tackles on special teams...**At Minnesota (Sept. 11):** Started in his NFL debut and played 38 snaps on defense before a shoulder injury ended his day in the third quarter. Finished with eight tackles, including a team-high seven solo tackles...**At Tampa Bay (Sept. 25):** Finished No. 4 on the team with five tackles (three solo) and in the final minute of the second quarter, forced a fumble (first of his career) by WR Breshad Perriman at the Green Bay 26 that was recovered by S Darnell Savage...**Vs. New England (Oct. 2):** Tied for No. 2 on the team with seven tackles (four solo) and a tackle for a loss while also recording a tackle on special teams. Early in the second quarter, tracked RB Rhamondre Stevenson to the outside and tackled

VETERANS

COMMUNITY

ADMIN. & COACHES

Q. WALKER

DRAFT & FREE AGENTS

2023 REVIEW

RECORDS & HISTORY

LAMBEAU FIELD

MISC.

him for a loss of 2 yards...**At Washington (Oct. 23):** Led the team with a season-high 13 tackles (five solo), two QB hits and a pass defended. Made eight tackles within 3 yards of the line of scrimmage...**At Detroit (Nov. 6):** Posted five tackles, including four solo to tie for the team lead, and a tackle for a loss when he beat a block and took down RB Jamaal Williams for a loss of 2 yards on third-and-1 late in the fourth quarter. It forced a fourth-and-3 that Detroit did not convert...**Vs. Tennessee (Nov. 17):** Finished No. 2 on the team with 11 tackles (seven solo), a QB hit and a tackle for a loss, and combined with Smith to sack QB Ryan Tannehill for a loss of 9 yards on second-and-8 in the first quarter, forcing a third-and-17 the Titans did not convert. It was the first time he was in on a sack...**At Philadelphia (Nov. 27):** Served as the defensive play-caller for the fourth straight week with LB De'Vondre Campbell out due to injury. Posted a team-best 11 tackles (four solo) and recorded his first career fumble recovery. Scooped up a fumble that S Rudy Ford forced on WR A.J. Brown and returned it 63 yards in the second quarter. It tied LB Clay Matthews (2017) as the longest fumble return by a Packer since 2000...**Vs. L.A. Rams (Dec. 20):** Posted five tackles (all solo), a sack, a tackle for a loss, a QB hit, a forced fumble and two passes defended. Took down QB Baker Mayfield just after the two-minute warning for a 9-yard sack in the second quarter, also causing a fumble that the Rams recovered. Only one of his five tackles went beyond 2 yards of the line of scrimmage...**2022 Draft:** Selected by Green Bay with the first of two picks in the first round (No. 22 overall).

COLLEGE: Appeared in 52 games with 17 starts during his four seasons at Georgia, posting 139 tackles (81 solo), five sacks, 11 tackles for a loss, 42 QB pressures, three passes defended and a fumble recovery... Majored in sociology...**2021:** Started at LB in all 15 games, tying for No. 3 on the team with a career-high 67 tackles (39 solo) and adding 5½ tackles for a loss, 1½ sacks, 25 QB pressures and three passes defended... Was part of a Georgia defense that ranked No. 1 in the country in points allowed (10.2 ppg), the top mark posted since Alabama (8.2 ppg) in 2011... Helped the Bulldogs rank No. 2 in the nation in both overall defense (268.9 ypg) and run defense (78.9 ypg)... Part of a defense that allowed 10 or fewer points in nine games, including three shutouts... Led the team with a career-high 13 tackles (seven solo) at Florida (Oct. 30), the first double-digit-tackle effort by a Bulldog defender on the season... Led the team with eight tackles (seven solo) and registered a career-high six

QB pressures as the Bulldogs limited the Crimson Tide to just 30 rushing yards on 28 carries (1.1 avg.) vs. Alabama (College Football Playoff Championship, Jan. 10)...**2020:** Appeared in all 10 games with two starts, ranking No. 4 on the Bulldogs with 43 tackles (26 solo) while adding two tackles for a loss, a sack and eight QB pressures... Part of a Georgia defense that ranked No. 1 in the nation in rushing defense (72.3 ypg) and No. 12 in total defense (321.0 ypg)... Posted four tackles (one solo) and a season-high three QB pressures vs. Auburn (Oct. 3)... Tied his season high with seven tackles (six solo), highlighted by a fourth-quarter sack of QB Desmond Ridder, and matched his season best with three QB pressures vs. Cincinnati (Peach Bowl, Jan. 1)...**2019:** Appeared in 13 games as a sophomore, recording 23 tackles (12 solo), 3½ tackles for a loss, a career-high 2½ sacks and nine QB pressures... Was a co-winner of the team's Most Improved Award on defense at the postseason awards gala... Posted a season-high six tackles (three solo), a shared tackle for a loss and two QB pressures vs. Kentucky (Oct. 19)...**2018:** Saw action in all 14 games as a true freshman and finished with six tackles (four solo)... Was the co-winner of the team's Special Teams Newcomer of the Year... Posted two tackles (one solo) in his collegiate debut vs. Austin Peay (Sept. 1)... Registered a season-high three tackles (two solo) vs. Georgia Tech (Nov. 24).

PERSONAL: Given name Jaquavian Jy'Queese Walker... Born in Cordele, Ga. ...**High school:** Earned Class 3A first-team all-state honors from the *Atlanta Journal-Constitution* as a senior at Crisp County High School (Cordele, Ga.) in 2017 after posting 76 tackles, 10 tackles for a loss and five passes defended... Helped lead Crisp County to a 9-2 record and the second round of the Class 3A state playoffs... Also caught 13 passes for 201 yards (15.5 avg.) and five TDs as a receiver... Was selected to the 2018 Under Armour All-America Game... Was ranked the No. 3 OLB and the No. 6 overall player in the state of Georgia by Rivals.com... Was selected to the High School Butkus Award Watch List in 2017, an award given to the nation's top prep linebacker... Helped lead the Cougars to a program-best 13-1 record and the Class 3A state semifinals as a junior in 2016, finishing with 109 tackles, 19 tackles for a loss, eight sacks and five passes defended... Also was a starter on the basketball team, helping lead them to a region title in 2017...**Community involvement:** Visited with kids at the Wisconsin Children's Hospital in Milwaukee.

NFL debut/first start: at Minnesota, 9/11/22
First NFL sack: vs. Tennessee, 11/17/22 (R.Tannehill)
Touchdowns (1): at Chicago, 9/10/23, 37-yard fumble return

CAREER TRANSACTIONS

- **2022** Selected by Green Bay Packers with the first of two picks in the first round (22nd overall) of '22 NFL Draft, April 28 (pick acquired from Las Vegas Raiders as part of the WR Davante Adams trade)... Signed first contract, May 6.

QUAY WALKER'S NFL REGULAR-SEASON DEFENSIVE STATISTICS

YEAR	TEAM	GP	GS	TACKLES							INTERCEPTIONS							ST			MISC						
				TK	S	A	TFL	YDS	SK	YDS	QBH	NO	YDS	LG	TD	PD	FF	FR	TD	YDS	TK	S	A	FF	FR	S	A
2022	Packers	17	16	119	73	46	5	8	1.5	13.5	4	0	0	0	7	3	1	0	63	2	2	0	0	0	0	0	0
2023	Packers	14	14	118	59	59	7	20	2.5	16.5	5	1	37	37	1	3	0	0	0	0	0	0	0	0	0	0	0
NFL TOTALS		31	30	237	132	105	12	28	4.0	30.0	9	1	37	37	1	10	3	1	63	2	2	0	0	0	0	0	0

QUAY WALKER'S NFL POSTSEASON DEFENSIVE STATISTICS

YEAR	TEAM	GP	GS	TACKLES							INTERCEPTIONS							ST			MISC						
				TK	S	A	TFL	YDS	SK	YDS	QBH	NO	YDS	LG	TD	PD	FF	FR	TD	YDS	TK	S	A	FF	FR	S	A
2023	Packers	2	2	20	9	11	1	0	0.0	0.0	0	0	0	0	0	0	0	0	0	0	0	0	0	0	0	0	0
NFL TOTALS		2	2	20	9	11	1	0	0.0	0.0	0	0	0	0	0	0	0	0	0	0	0	0	0	0	0	0	0

SINGLE-GAME HIGHS: DEFENSIVE

Total Tackles	19 vs. Detroit Lions, Sep 28, 2023 17 at Atlanta Falcons, Sep 17, 2023
Solo Tackles	10 vs. Detroit Lions, Sep 28, 2023 8 at Atlanta Falcons, Sep 17, 2023
Sacks	1.0 vs. Chicago Bears, Jan 07, 2024 1.0 at Minnesota Vikings, Dec 31, 2023 ...1 more at 1.0.
Passes Defensed	2 vs. Los Angeles Rams, Dec 19, 2022 1 at Atlanta Falcons, Sep 17, 2023 ...6 more at 1.
Forced Fumbles	1 vs. Los Angeles Rams, Dec 19, 2022 1 at Buffalo Bills, Oct 30, 2022 ...1 more at 1.

Fumble Recoveries	1 at Philadelphia Eagles, Nov 27, 2022
Tackles For Loss	2 at Denver Broncos, Oct 22, 2023 1 vs. Chicago Bears, Jan 07, 2024 ...9 more at 1.
Interceptions	1 at Chicago Bears, Sep 10, 2023
Interception Return Yards	37 at Chicago Bears, Sep 10, 2023
Special Teams Tackles	1 vs. Tennessee Titans, Nov 17, 2022 1 vs. New England Patriots, Oct 02, 2022

2023 GXG REGULAR SEASON (PACKERS)

DATE	OPPONENT	P/S	TK	S	A	SK	YDS	INT	PD	FF	FR
09/10	at Bears	S	4	1	3	0.0	0.0	1	1	0	0
09/17	at Falcons	S	17	8	9	0.0	0.0	0	1	0	0
09/24	Saints	S	7	3	4	0.0	0.0	0	0	0	0
09/28	Lions	S	19	10	9	0.0	0.0	0	0	0	0
10/09	at Raiders	S	4	3	1	0.0	0.0	0	0	0	0
10/22	at Broncos	S	5	4	1	0.0	0.0	0	0	0	0
10/29	Vikings	S	10	7	3	0.0	0.0	0	1	0	0
11/05	Rams		INACTIVE/INJURY								
11/12	at Steelers		INACTIVE/INJURY								
11/19	Chargers	S	7	2	5	0.0	0.0	0	0	0	0
11/23	at Lions	S	6	5	1	0.0	0.0	0	0	0	0
12/03	Chiefs	S	13	4	9	0.0	0.0	0	0	0	0
12/11	at Giants		INACTIVE/INJURY								
12/17	Buccaneers	S	6	3	3	0.0	0.0	0	0	0	0
12/24	at Panthers	S	5	1	4	0.5	3.5	0	0	0	0
12/31	at Vikings	S	6	2	4	1.0	10.0	0	0	0	0
01/07	Bears	S	9	6	3	1.0	3.0	0	0	0	0
2023 TOTALS	14-14		118	59	59	2.5	16.5	1	3	0	0

2023 GXG POSTSEASON (PACKERS)

DATE	OPPONENT	P/S	TK	S	A	SK	YDS	INT	PD	FF	FR
01/14	at Cowboys	S	11	4	7	0.0	0.0	0	0	0	0
01/20	at 49ers	S	9	5	4	0.0	0.0	0	0	0	0
2023 TOTALS	2-2		20	9	11	0.0	0.0	0	0	0	0

2022 GXG REGULAR SEASON (PACKERS)

DATE	OPPONENT	P/S	TK	S	A	SK	YDS	INT	PD	FF	FR
09/11	at Vikings	S	8	7	1	0.0	0.0	0	0	0	0
09/18	Bears	S	5	3	2	0.0	0.0	0	1	0	0
09/25	at Buccaneers	P	5	3	2	0.0	0.0	0	0	1	0
10/02	Patriots	S	6	4	2	0.0	0.0	0	0	0	0
10/09	Giants	S	8	5	3	0.0	0.0	0	0	0	0
10/16	Jets	S	6	3	3	0.0	0.0	0	1	0	0
10/23	at Commanders	S	13	6	7	0.0	0.0	0	0	1	0
10/30	at Bills	S	5	4	1	0.0	0.0	0	0	1	0
11/06	at Lions	S	5	4	1	0.0	0.0	0	0	0	0
11/13	Cowboys	S	8	4	4	0.0	0.0	0	1	0	0
11/17	Titans	S	11	7	4	0.5	4.5	0	0	0	0
11/27	at Eagles	S	11	4	7	0.0	0.0	0	0	0	1
12/04	at Bears	S	7	3	4	0.0	0.0	0	0	0	0
12/19	Rams	S	5	5	0	1.0	9.0	0	2	1	0
12/25	at Dolphins	S	1	0	1	0.0	0.0	0	1	0	0
01/01	Vikings	S	8	4	4	0.0	0.0	0	1	0	0
01/08	Lions	S	7	7	0	0.0	0.0	0	0	0	0
2022 TOTALS	17-16		119	73	46	1.5	13.5	0	7	3	1

PLAYERS SELECTED BY GREEN BAY FROM THE ASSOCIATED PRESS NATIONAL CHAMPION, 1972-2024

Player	Pos	School	National Title	Drafted by Packers	Player	Pos	School	National Title	Drafted by Packers
Javon Bullard	S	Georgia	2021, '22	2024	Najeh Davenport	FB	Miami (Fla.)	2001	2002
Quay Walker	LB	Georgia	2021	2022	Torrance Marshall	LB	Oklahoma	2000	2001
Devonte Wyatt	DL	Georgia	2021	2022	Tyrone Williams	CB	Nebraska	1995	1996
Amari Rodgers	WR	Clemson	2018	2021	George Teague	S	Alabama	1992	1993
JK Scott	P	Alabama	2015, '17	2018	Joe Garten	C/G	Colorado	1990	1991
Eddie Lacy	RB	Alabama	2012	2013	Buddy Aydelette	T	Alabama	1979	1980
Matt Flynn	QB	LSU	2007	2008	Rich Wingo	LB	Alabama	1978	1979
DeShawn Wynn	RB	Florida	2006	2007	Keith Wortman	G	Nebraska	1971	1972
Kenny Peterson	DT	Ohio State	2002	2003	Jerry Tagge	QB	Nebraska	1971	1972

MULTIPLE 100-YARD RUSHERS IN SAME GAME

In the 2008 regular-season finale, two Packers topped 100 yards rushing, a feat which has been accomplished only twice by the team in the past 37 seasons. Ryan Grant (106) and DeShawn Wynn (106 yards) became the fifth pair in Packers history to accomplish the feat.

Multiple Packers players with 100 yards rushing in the same game:

Date	Opp	Players	Att	Yds
12/16/73	at ChiB	John Brockington MacArthur Lane	22 19	142 101
11/23/80	at Min.	Eddie Lee Ivery Gerry Ellis	24 15	145 101
12/01/85	TB	Eddie Lee Ivery Gerry Ellis	13 9	109 101
10/29/06	Ari.	Ahman Green Vernand Morency	21 11	106 101
12/28/08	Det.	Ryan Grant DeShawn Wynn	19 7	106 106

63

RASHEED WALKER

TACKLE

Penn State

Third NFL Season
Third Packers Season



Ht: 6-6 » Wt: 324 » Born: February 13, 2000 » NFL Games Played/Started: 18/15 » Acquired: D7c-22

PRO HIGHLIGHTS:

► Appeared in all 17 games with 15 starts at LT in 2023 and was part of a line that helped the Packers rank No. 3 in the NFL in sacks allowed (30) and No. 4 in sacks allowed per passing play (4.9 pct.).

► His 15 starts last season were the most by a Green Bay offensive lineman selected in the seventh round within his first two NFL seasons since T Mark Tauscher started all 16 games in 2001.

► Helped protect QB Jordan Love as he ranked No. 2 in the NFL in passing TDs (32) and No. 7 in passing yards (4,159) and TD/INT ratio (2.91) last season.

► Selected by the Packers with the third of four picks in the seventh round (No. 249 overall) of the 2022 NFL Draft, becoming the first offensive lineman drafted by Green Bay out of Penn State since G Marco Rivera in 1996.

2023 SEASON: Appeared in all 17 games with 15 starts at LT and was part of a line that helped the Packers rank No. 3 in the NFL in sacks allowed (30) and No. 4 in sacks allowed per passing play (4.9 pct.)...Helped the offense rank tied for No. 6 in the NFL in giveaways (18) and No. 5 in third-down percentage (47.1)...Helped protect Love as he ranked No. 2 in the NFL in passing TDs (32) and No. 7 in passing yards (4,159) and TD/INT ratio (2.91)...Also started both playoff contests at LT...**At Atlanta (Sept. 17):** Made his first NFL start, opening at LT in place of an injured David Bakhtiari (knee) and playing 45 of 50 snaps. Played 39 snaps at LT and six as an extra lineman, helping to protect QB Love as he was sacked just once on the afternoon and as he threw three TD passes for the second straight game...**At Denver (Oct. 22):** Was part of a line that did not allow a sack of Love, Green Bay's first zero-sack game since 2022 at Chicago in Week 13...**Vs. L.A. Rams (Nov. 5):** Helped to clear the way for the Packers' season-high 184 rushing yards on 38 carries (4.8 avg.)...**Vs. L.A. Chargers (Nov. 19):** Blocked for Love as he threw for a career-high 322 yards and two TDs on 27-of-40 passing with no INTs (108.5 rating)...**At Detroit (Nov. 23):** Helped protect Love as he was not sacked on the afternoon and as he threw for 268 yards and three TDs with no INTs on 22-of-32 passing for a 125.5 rating...**At Minnesota (Dec. 31):** Part of a line that did not allow a sack on the evening as the Packers posted season highs for first downs (28), total yards (470) and time of possession (37:32)...**Vs. Chicago (Jan. 7):** Helped the offense feature a 300-yard passer (Love, 316), a 100-yard rusher (Aaron Jones, 111) and a 100-yard receiver (Jayden Reed, 112) for the first time since at Cincinnati on Oct. 10, 2021. Helped Jones become the first Packer since RB Ahman Green in 2006 to register three consecutive 100-yard rushing games and helped Love register a career-best 128.6 passer rating...**At Dallas (NFC Wild Card, Jan. 14):** Made his first career playoff start, part of a line that protected Love as he completed 16 of 21 passes for 272 yards and three TDs for a 157.2 rating, tying the top mark in NFL postseason history for passer rating by a QB in his first playoff start. Helped the Packers tie a franchise playoff record with 48 points as they became the first team in NFL postseason history to register 48-plus points, 400-plus total yards, no turnovers and no sacks allowed...**At San Francisco (NFC Divisional, Jan. 20):** Part of a line that did not allow a sack,

AT A GLANCE ...



- Appeared in all 17 games with 15 starts at LT in 2023 and was part of a line that helped the Packers rank No. 3 in the NFL in sacks allowed (30) and No. 4 in sacks allowed per passing play (4.9 pct.).
- His 15 starts last season were the most by a Green Bay offensive lineman selected in the seventh round within his first two NFL seasons since T Mark Tauscher started all 16 games in his second season (2001).
- Selected by the Packers with the third of four picks in the seventh round (No. 249 overall) of the 2022 NFL Draft, becoming the first offensive lineman drafted by Green Bay out of Penn State since G Marco Rivera in 1996.
- Appeared in 36 games over four seasons at Penn State (2018-21), starting the final 32 contests at LT.
- Earned third-team All-Big Ten honors as a senior in 2021, helping the Nittany Lions feature a 3,000-yard passer (QB Sean Clifford, 3,107) and a 1,000-yard receiver (WR Jahan Dotson, 1,182) for only the second time in school history.

the first time in franchise history that the Packers did not give up a sack in back-to-back games in a single postseason. Helped clear the way for Jones to rush for 108 yards on 18 carries (6.0 avg.) as he became only the second player in team history to register back-to-back 100-yard rushing games in the playoffs (RB Dorsey Levens, 1997) and as he became the first player in team history to record five straight 100-yard rushing games (including playoffs).

2022: Appeared in one game for the Packers as a rookie... Was active for six other games (Weeks 1-2, 7-8, 13, 15), but did not see any action...Was inactive (healthy scratch) for the other 10 contests (Weeks 3-6, 9-12, 17-18)...**At Miami (Dec. 25):** Played four snaps on special teams in his NFL debut...**2022 Draft:** Selected by the Packers with the third of four picks in the seventh round (No. 249 overall) of the 2022 NFL Draft, becoming the first offensive lineman drafted by Green Bay out of Penn State since Rivera in 1996.

COLLEGE: Played in 36 games over four seasons at Penn State, starting the final 32 contests at left tackle...Majored in recreation, parks and tourism management...**2021:** Was voted a team captain and started all 10 games he played in at LT...Earned third-team All-Big Ten recognition from the media and honorable mention from the coaches...Was named to the Lombardi Award and Outland Trophy watch lists in the preseason and was on the NFLPA Collegiate Bowl Preseason Big Board...Helped the Nittany Lions feature a 3,000-yard passer (QB Sean Clifford, 3,107) and a 1,000-yard receiver (WR Jahan Dotson, 1,182) for only the second time in school history...**2020:** Started all nine games at LT and earned third-team All-Big Ten recognition from the media and honorable mention from the coaches...Was part of an offense that ranked No. 2 in the Big Ten in total offense (430.3 ypg) and No. 3 in scoring (29.8 ppg)...Helped the Nittany Lions total 580 yards vs. Illinois (Dec. 19), highlighted by two passing plays of 70-plus yards in the same game for the first time in program history...**2019:** Started all 13 games at LT and was part of an

offense that ranked No. 2 in the Big Ten and No. 15 in the nation in scoring (35.8 ppg)...Helped the Nittany Lions score their most points (53) in a bowl game in school history and gain 529 total yards vs. Memphis (Dec. 28) in the Cotton Bowl, the program's second most in a bowl game...Helped the offense rack up 396 rushing yards, a program bowl record and the second most in Cotton Bowl history as RB Journey Brown rushed for 202 yards, the most by a Penn State player in a bowl game...**2018:** Appeared in four games as a true freshman.

PERSONAL: Given name Rasheed Amar Walker; born in Washington, D.C. ...**High school:** Earned first-team All-USA Maryland Football Team honors from *USA Today* as a senior at North Point High School (Waldorf, Md.) and was selected to the U.S. Army All-American Bowl...Was a four-time letterman and three-time team captain...Played left and right tackle as well as

defensive end and defensive tackle...Earned first-team All-Met honors from *The Washington Post* as a senior, helping the Eagles to a 12-1 record and a berth in the state semifinals for the first time in school history...Registered 63 tackles and 11 sacks and anchored an offensive line that helped the offense average 37.0 points per game as a senior...Earned consensus all-state honors from the Maryland High School Football Foundation and first-team Maryland Public Secondary Schools Athletic Association (MPSSAA) all-state honors as a junior...Posted 35 tackles and four sacks as a junior...Earned All-Southern Maryland Athletic Conference (SMAC) honors on the offensive and defensive lines as a sophomore, one of two players to do so...Registered 30 tackles and five sacks as a sophomore...**Community involvement:** Took part in the Annual Packers Tailgate Tour in April 2024, traveling throughout Wisconsin to visit fans and raise money for local organizations.

NFL debut: at Miami, 12/25/22
First NFL start: at Atlanta, 9/17/23

CAREER TRANSACTIONS

- 2022 Selected by Green Bay Packers as third of four choices in the seventh round (249th overall) of '22 NFL Draft, April 30... Signed first contract, May 9.

RASHEED WALKER'S NFL REGULAR-SEASON STATISTICS

DATE	TEAM	GP	GS
2022	Packers	1	0
2023	Packers	17	15
NFL TOTALS		18	15

RASHEED WALKER'S NFL POSTSEASON STATISTICS

DATE	TEAM	GP	GS
2023	Packers	2	2
NFL TOTALS		2	2

THE ORIGINAL PACKERS

The Packers were born on Aug. 11, 1919. Founded by local football star Curly Lambeau and newspaperman George Whitney Calhoun, they were sponsored by the local Indian Packing Co. The original Packers played 11 games, mostly against other semipro teams from Wisconsin and Michigan's Upper Peninsula. They finished 10-1 and outscored their opponents, 565-12.

The team played in an open area of Hagemeister Park with no fence or bleachers. It also had a distinctly local flavor. Of the 25 players who appeared in at least one game, 17 had played football at either Green Bay East High School or Green Bay West. Three others were born in the Green Bay area. One player appeared in only one game and was listed in the lineup only by a last name, Bradley, and no other details are known about him.

The Packers also played a semipro schedule in 1920, going 9-1-1, before joining what is now the National Football League in 1921.

Name, Position Games	Name, Position Games	Name, Position Games
Nate Abrams, E 11	Wally Ladrow, B 10	Sam Powers, T 11
Henry "Tubby" Bero, B 10	Curly Lambeau, B 11	Gus Rosenow, B 11
*Bradley, T 1	Wes Leaper, T-E-C 5	Charlie Sauber, C-G-T 7
James Coffeen, B 10	Herm Martell, E 9	Lyle "Cowboy" Wheeler, E 2
John Des Jardins, T-G 4	Al Martin, B 5	Milt Wilson, T-G 6
Clement "Dutch" Dwyer, B 2	Orlo "Toody" McLean, B 11	Carl Zoll, G 10
Rigney Dwyer, E 9	Andy Muldoon, T-G 8	Martin Zoll, G 11
Jennings Gallagher, B 9	Herb Nichols, E 5	
Frank "Fritz" Gavin, C-E 11	Al Petcka, T 7	

*Listed only by a last name in the lineup; no other details are known about him or even if Bradley was his name.



9 CHRISTIAN WATSON

WIDE RECEIVER
North Dakota State

Third NFL Season
Third Packers Season



Ht: 6-4 » Wt: 208 » Born: May 12, 1999 » NFL Games Played/Started: 23/20 » Acquired: 02-22

PRO HIGHLIGHTS:

► Posted a team-high 12 TD receptions in 2022-23, the fifth most by a Packer in his first two NFL seasons behind only Billy Howton (17), Greg Jennings (15), Don Hutson (14) and Sterling Sharpe (13).

► Was limited to nine games in 2023 due to hamstring injuries, but finished No. 3 on the team with five receiving TDs.

► Led the team with seven TD catches in 2022, the fourth most in team history by a rookie behind only Howton (13 in 1952), Max McGee (nine in 1954) and Jayden Reed (eight in 2023).

► In 2022, became only the third player in franchise history to that point to post seven-plus receiving TDs and multiple rushing TDs in a season, joining Johnny "Blood" McNally (1931) and Hutson (1941).

► Posted eight TDs from scrimmage in Weeks 10-13 in 2022, tied for the most over a four-game span by a rookie WR in league history (Randy Moss, 1998).

► Posted 41 receptions for 611 yards (14.9 avg.) in 2022, tying for No. 1 in the NFL among rookies in TD catches and ranking No. 5 among rookies in receiving yards.

► His 11 starts in 2022 were tied for the most to that point by a Packers rookie WR since 1990 with Jennings (2006) and Davante Adams (2014).

► Had two TD receptions of 50-plus yards (63, 58) in 2022, the first Green Bay rookie to post multiple TD catches of 50-plus yards since Howton (six) in 1952.

► Was tied for No. 1 among NFL rookies in 2022 with three 100-yard receiving games, the second most by a rookie in team history (Howton, five in 1952).

► Was selected by the Packers in the second round (No. 34 overall) of the 2022 NFL Draft, a pick obtained from the Minnesota Vikings for the Packers' two second-round selections in 2022 (Nos. 53 and 59 overall).

► Became the highest-drafted wide receiver out of North Dakota State, topping the previous high set by WR Stacy Robinson (second round, No. 46 overall) in 1985.

2023 SEASON: Started all nine games he played in and posted 28 receptions for 422 yards (15.1 avg.) and five TDs (No. 3 on the team)...Was inactive for the first three games and the final five games (hamstring)...Appeared in both playoff contests, posting two receptions for 20 yards (10.0 avg.)...**Vs. Detroit (Sept. 28):** Played 26 snaps in his season debut, posting two receptions for 25 yards (12.5 avg.), including a 1-yard TD grab midway through the third quarter...**At Las Vegas (Oct. 9):** Finished with a team-high 91 yards on three receptions (30.3 avg.), highlighted by a career-long 77-yard catch down to the Las Vegas 6 midway through the third quarter...**Vs. L.A. Chargers (Nov. 19):** Posted two receptions for 21 yards (10.5 avg.), highlighted by an 11-yard TD catch in the back of the end zone late in the third quarter that gave Green Bay a 16-13 lead...**At Detroit (Nov. 23):** Paced the team with five receptions for a season-best 94 yards (18.8 avg.) and a TD (16-yarder in the third quarter). Caught four passes for 78 yards (19.5 avg.) in the first quarter alone, the most by a Packer in a

AT A GLANCE ...



- Posted a team-high 12 TD receptions in 2022-23, the fifth most by a Packer in his first two NFL seasons behind only Billy Howton (17), Greg Jennings (15), Don Hutson (14) and Sterling Sharpe (13).
- Led the team with seven TD catches in 2022, the fourth most in team history by a rookie behind only Howton (13 in 1952), Max McGee (nine in 1954) and Jayden Reed (eight in 2023).
- In 2022, became only the third player in franchise history to that point to post seven-plus receiving TDs and multiple rushing TDs in a season, joining Johnny "Blood" McNally (1931) and Don Hutson (1941).
- Posted eight TDs from scrimmage in Weeks 10-13 in 2022, tied for the most over a four-game span by a rookie WR in league history (Vikings WR Randy Moss, 1998).
- Finished his career at North Dakota State ranked No. 2 in school history (min. 50 rec.) in yards per reception (20.4 avg.) and yards per kickoff return (26.4 avg.), No. 8 in receiving yards (2,140) and No. 10 in receptions (105).
- Earned second-team All-America honors at wide receiver from *The Associated Press* as a senior in 2021 after leading the Bison with a career-high 43 catches for a career-best 801 yards (18.6 avg.) and seven TDs. Earned first-team AP All-America recognition at kickoff returner as a junior in 2020 after averaging 33.8 yards on 10 kickoff returns.

first quarter since WR Allen Lazard registered 80 yards on two catches at the N.Y. Giants on Dec. 1, 2019...**Vs. Kansas City (Dec. 3):** Recorded a career-high seven receptions for 71 yards (10.1 avg.) and two TDs before sustaining a hamstring injury on a 10-yard reception with just over three minutes remaining in the game. Caught a 9-yard TD pass from QB Jordan Love early in the second quarter and added another score on a 12-yard catch with 5:23 remaining in the third quarter.

2022: Played in 14 games with 11 starts and posted 41 receptions for 611 yards (14.9 avg.) and a team-high seven TDs...Was tied for No. 1 in the NFL among rookies in TD catches and ranked No. 5 among rookies in receiving yards...Had two TD receptions of 50-plus yards (63, 58), the first Green Bay rookie to post multiple TD receptions of 50-plus yards since Howton (six) in 1952...Was tied for No. 1 among NFL rookies with three 100-yard receiving games on the season, the second most by a Green Bay rookie in team history (Howton, five in 1952)...Also had seven carries for 80 yards (11.4 avg.) and two TDs and returned two kickoffs for 35 yards (17.5 avg.)...Became just the third player in franchise history to that point to post seven-plus receiving TDs and multiple rushing TDs in a season, joining McNally (1931) and Hutson (1941)...Became just the second NFL rookie WR to accomplish that feat (Claypool, 2020)...Became just the fourth WR since the 1970 AFL-NFL merger to post 40-plus catches, 600-plus receiving yards, seven-plus receiving TDs and multiple rushing TDs in a season, joining Claypool (2020), Tyreek Hill (2020) and Jerry Rice (1994)...Was inactive (hamstring) for three contests (Weeks 3, 6-7)...**At Minnesota (Sept. 11):** Became the first rookie WR to start for the Packers in Week 1 since James Jones in 2007 and finished with two receptions for 34 yards (17.0 avg.) and a 7-yard run...**Vs. New England (Oct. 2):** Posted his first NFL touchdown, scoring on a 15-yard

run early in the second quarter...**Vs. Dallas (Nov. 13):** Led the team with 107 receiving yards and a career-best three TDs on four catches (26.8 avg.), becoming the first Green Bay rookie to post 100-plus receiving yards and three receiving TDs in a game since WR James Lofton on Sept. 10, 1978. Tied the single-game team rookie record for receiving TDs as he matched Lofton, Howton (Nov. 27, 1952) and McGee (Oct. 30, 1954). Became the first NFL rookie to catch three TD passes against the Cowboys since Moss on Nov. 26, 1998...**Vs. Tennessee (Nov. 17):** Finished with four receptions for 48 yards (12.0 avg.) and two TDs as he became the first Green Bay rookie to register multiple TD catches in back-to-back-games since McGee in 1954 (Oct. 30-Nov. 7). His five TD grabs in his last two games matched McGee's mark for the most by a Green Bay rookie over a two-game span and were tied for the most by an NFL rookie over a two-game span since 2000 with Falcons WR Calvin Ridley (2018) and Giants WR Odell Beckham Jr. (2014)...**At Philadelphia (Nov. 27):** Led the team with a career-high 110 receiving yards and a TD on four receptions (27.5 avg.). With nine minutes remaining in the game, caught a short pass over the middle from Love and took it 63 yards for a TD, his longest reception as a pro and the longest by a Green Bay rookie since Jones' 79-yard TD catch at Denver on Oct. 29, 2007...**At Chicago (Dec. 4):** Posted three catches for 48 yards (16.0 avg.) and a TD while adding a 46-yard rushing TD with 1:51 remaining that clinched the win. Became only the second rookie WR in NFL history to post 45-plus rushing yards and a rushing TD and 45-plus receiving yards and a receiving TD in a game (Joey Galloway on Nov. 12, 1995). His two TDs on the day gave him eight from scrimmage over his last four games, tied for the most over a four-game span by a rookie WR in NFL history (Moss, 1998). Became the first rookie in team history with seven TD catches over a four-game span and the first NFL rookie to do so since Beckham in 2014. Brought his streak of consecutive games with a TD catch to four, the second-longest streak by a rookie in team history behind Howton (five in 1952)...**Vs. Detroit (Jan. 8):** Paced the team with 104 receiving yards on five receptions (20.8 avg.). Added 12 yards on two carries (6.0 avg.) as he finished the night with a career-high 116 yards from scrimmage...**2022 Draft:** Selected by Green Bay in the second round (No. 34 overall) of the 2022 NFL Draft, a pick obtained from the Minnesota Vikings for the Packers' two second-round selections in 2022 (Nos. 53 and 59 overall). Became the first NDSU player to be drafted by the Packers since RB Tim Mjos (eighth round) in 1970.

COLLEGE: Played in 52 games with 31 starts in four seasons (2018-21) for the Bison, finishing his career with 105 receptions for 2,140 yards (20.4 avg.) and 14 TDs with 392 rushing yards and two TDs on 49 carries (8.0 avg.)...Returned 26 kickoffs for 686 yards (26.4 avg.) and two TDs...Finished his career at NDSU ranked No. 2 in school history (min. 50 rec.) in yards per reception (20.4 avg.) and yards per kickoff return (26.4 avg.), No. 8 in receiving yards (2,140) and No. 10 in receptions (105)...Played for NDSU teams that won the FCS national championship in 2018, 2019 and 2021, with the Bison posting a 52-4 record during his four seasons...Earned his degree in university studies...**2021:** Appeared in 12 games with 10 starts, earning second-team All-America honors from *The Associated Press* at WR after leading the team with a career-high 43 catches for a career-best 801 yards (18.6 avg.) and seven TDs...Earned first-team All-Missouri Valley Football Conference recognition as both a WR and an all-purpose player...Ranked No. 2 in the conference in yards per catch...Also carried the ball 15

times for 114 yards (7.6 avg.) and a TD...Returned 10 kickoffs for 227 yards (22.7 avg.), finishing the season with 1,142 all-purpose yards...Was sidelined for three playoff games before returning for the FCS title game...Hauled in three passes for 79 yards (26.3 avg.), including a 67-yard TD grab, and posted a season-long 48-yard kickoff return at Towson (Sept. 18)...Posted a career-high 163 receiving yards on five catches (32.6 avg.) vs. Northern Iowa (Oct. 9), highlighted by a career-long 85-yard TD reception...Hauled in four passes for 91 yards (22.8 avg.) at Youngstown State (Nov. 13), including a 71-yard TD grab...Racked up a season-high 52 rushing yards on three carries (17.3 avg.) vs. South Dakota (Nov. 20), including a season-long 43-yard TD...**2020/21:** Played in 10 games with eight starts, earning first-team All-America recognition as a kickoff returner from *AP, Athlon* and *Phil Steele's College Football*...Averaged 33.8 yards on 10 kickoff returns and was the only FCS player to register two kickoff return TDs (100, 94 yards) on the season as he tied the NDSU single-season and career records...Led the team with 19 receptions for 442 yards (23.2 avg.) and a TD...Added 116 rushing yards on 21 carries (5.5 avg.) to finish with a team-high 896 all-purpose yards...Posted a season-high 93 yards on four receptions (23.3 avg.) vs. Illinois State (March 13)...Accounted for 229 all-purpose yards on his way to earning MVFC Offensive Player of the Week honors at Northern Iowa (April 10), posting two receptions for 86 yards (43.0 avg.) and a 100-yard kickoff return for a TD...Scored on a 94-yard kickoff return in an NCAA quarterfinal game at Sam Houston (May 2)...**2019:** Played in all 16 games with 11 starts, leading the team with 34 receptions for 732 yards (21.5 avg.) and six TDs on his way to earning second-team All-MVFC honors...Ranked No. 2 in the conference in yards per reception and No. 3 in receiving yards...Carried the ball 13 times for 162 yards (12.5 avg.) and a TD and returned four kickoffs for 70 yards (17.5 avg.)...Posted a 69-yard TD reception at Youngstown State (Nov. 2)...Registered a season-high 121 receiving yards on four grabs (30.3 avg.) vs. Western Illinois (Nov. 9), including a 51-yard TD catch...Recorded a career-high seven receptions for 107 yards (15.3 avg.) in an NCAA quarterfinal win vs. Illinois State (Dec. 14)...Scored TDs on back-to-back offensive plays in the NCAA semifinal victory vs. Montana State (Dec. 21) with a 75-yard reception and a career-long 70-yard run bookending a Montana State three-and-out...**2018:** Appeared in 14 games with two starts as a redshirt freshman, catching nine passes for 165 yards (18.3 avg.) and returning two kickoffs for 51 yards (25.5 avg.)...Posted a season-long 48-yard reception vs. Southern Illinois (Nov. 17).

PERSONAL: Given name Christian Justus Watson...Born in Phoenix, Ariz. ...Married, wife's name is Lakyn...His father, Tim, was drafted by the Packers in the sixth round of the 1993 NFL Draft and went on to play defensive back for the Kansas City Chiefs (1993-95), N.Y. Giants (1995) and Philadelphia Eagles (1997)...His older brother, Tre, played linebacker at the University of Illinois (2015-17) and the University of Maryland (2018)...**High school:** Averaged 17.1 yards per catch with eight receiving TDs as a senior at H.B. Plant High School (Tampa, Fla.), helping his team to a 13-1 record and a state runner-up finish in 2016...Posted 587 all-purpose yards as a senior...Was a two-year letterman, playing WR and safety...Also competed in track and field, participating in the long jump and triple jump as well as the 200-meter and 4x100-meter events...**Community involvement:** Visited schools and volunteered at camps for kids and with food drives while in college.

NFL debut/first start: at Minnesota, 9/11/22

First NFL touchdown: vs. New England, 10/2/22 (15-yard run)

First NFL TD reception: vs. Dallas, 11/13/22 (58 yards, A.Rodgers)

CAREER TRANSACTIONS

- 2022 Selected by Green Bay Packers in the second round (34th overall) of '22 NFL Draft, April 29 (pick obtained from Minnesota Vikings for Packers' two second-round choices)...Signed first contract, July 20.

CHRISTIAN WATSON'S NFL REGULAR-SEASON RUSHING/RECEIVING STATISTICS

DATE	TEAM	GP	GS	RECEIVING					RUSHING				
				NO.	YDS.	AVG.	LG	TD	NO.	YDS.	AVG.	LG	TD
2022	Packers	14	11	41	611	14.9	63t	7	7	80	11.4	46t	2
2023	Packers	9	9	28	422	15.1	77	5	4	11	2.8	13	0
NFL TOTALS		23	20	69	1,033	15.0	77	12	11	91	8.3	46t	2

CHRISTIAN WATSON'S NFL POSTSEASON RUSHING/RECEIVING STATISTICS

DATE	TEAM	GP	GS	RECEIVING					RUSHING				
				NO.	YDS.	AVG.	LG	TD	NO.	YDS.	AVG.	LG	TD
2023	Packers	2	0	2	20	10.0	11	0	0	0	0.0	0	0
NFL TOTALS		2	0	2	20	10.0	11	0	0	0	0.0	0	0

CHRISTIAN WATSON'S NFL REGULAR-SEASON RETURN STATISTICS

DATE	TEAM	RET.	YDS.	AVG.	LG	TD
2022	Packers	2	35	17.5	18	0
2023	Packers	0	0	0.0	0	0
NFL TOTALS		2	35	17.5	18	0

SINGLE-GAME HIGHS: RUSHING/RECEIVING

Rush Attempts	2 vs. Kansas City Chiefs, Dec 03, 2023 2 vs. Detroit Lions, Jan 08, 2023	Receiving Yards	110 at Philadelphia Eagles, Nov 27, 2022 107 vs. Dallas Cowboys, Nov 13, 2022
Rushing Yards	46 at Chicago Bears, Dec 04, 2022 15 vs. Kansas City Chiefs, Dec 03, 2023 ...1 more at 15.	Receiving Average	30.3 at Las Vegas Raiders, Oct 09, 2023 27.5 at Philadelphia Eagles, Nov 27, 2022 77 at Las Vegas Raiders, Oct 09, 2023
Longest Runs	46t at Chicago Bears, Dec 04, 2022 15t vs. New England Patriots, Oct 02, 2022	Longest Receptions	63t at Philadelphia Eagles, Nov 27, 2022
Rushing TDs	1 at Chicago Bears, Dec 04, 2022 7 vs. New England Patriots, Oct 02, 2022	Receiving TDs	3 vs. Dallas Cowboys, Nov 13, 2022 2 vs. Kansas City Chiefs, Dec 03, 2023 ...1 more at 2.
Receptions	7 vs. Kansas City Chiefs, Dec 03, 2023 6 at Miami Dolphins, Dec 25, 2022	Scrimmage Yards	116 vs. Detroit Lions, Jan 08, 2023 110 at Philadelphia Eagles, Nov 27, 2022

2023 GXG REGULAR SEASON (PACKERS)

DATE	OPPONENT	P/S	RECEIVING					RUSHING					
			NO.	YDS.	AVG.	LG	TD	NO.	YDS.	AVG.	LG	TD	
09/10	at Bears												
09/17	at Falcons												
09/24	Saints												
09/28	Lions	S	2	25	12.5	24	1	0	0	0.0	0	0	
10/09	at Raiders	S	3	91	30.3	77	0	1	-5	-5.0	-5	0	
10/22	at Broncos	S	3	27	9.0	23	0	0	0	0.0	0	0	
10/29	Vikings	S	3	33	11.0	17	0	0	0	0.0	0	0	
11/05	Rams	S	1	37	37.0	37	0	0	0	0.0	0	0	
11/12	at Steelers	S	2	23	11.5	14	0	0	0	0.0	0	0	
11/19	Chargers	S	2	21	10.5	11t	1	1	1	1.0	1	0	
11/23	at Lions	S	5	94	18.8	53	1	0	0	0.0	0	0	
12/03	Chiefs	S	7	71	10.1	19	2	2	15	7.5	13	0	
12/11	at Giants												
12/17	Buccaneers												
12/24	at Panthers												
12/31	at Vikings												
01/07	Bears												
2023 TOTALS		9-9	28	422	15.1	77	5	4	11	2.8	13	0	

2023 GXG POSTSEASON (PACKERS)

DATE	OPPONENT	P/S	RECEIVING					RUSHING				
			NO.	YDS.	AVG.	LG	TD	NO.	YDS.	AVG.	LG	TD
01/14	at Cowboys	P	1	9	9.0	9	0	0	0	0.0	0	0
01/20	at 49ers	P	1	11	11.0	11	0	0	0	0.0	0	0
2023 TOTALS		2-0	2	20	10.0	11	0	0	0	0.0	0	0

2022 GXG REGULAR SEASON (PACKERS)

DATE	OPPONENT	P/S	RECEIVING					RUSHING				
			NO.	YDS.	AVG.	LG	TD	NO.	YDS.	AVG.	LG	TD
09/11	at Vikings	S	2	34	17.0	25	0	1	7	7.0	7	0
09/18	Bears	P	3	9	3.0	9	0	0	0	0.0	0	0
09/25	at Buccaneers											
10/02	Patriots	P	1	8	8.0	8	0	1	15	15.0	15t	1
10/09	Giants	P	1	1	1.0	1	0	1	-3	-3.0	-3	0
10/16	Jets											
10/23	at Commanders											
10/30	at Bills	S	1	12	12.0	12	0	0	0	0.0	0	0
11/06	at Lions	S	2	24	12.0	18	0	0	0	0.0	0	0
11/13	Cowboys	S	4	107	26.8	58t	3	0	0	0.0	0	0
11/17	Titans	S	4	48	12.0	18	2	1	3	3.0	3	0
11/27	at Eagles	S	4	110	27.5	63t	1	0	0	0.0	0	0
12/04	at Bears	S	3	48	16.0	19	1	1	46	46.0	46t	1
12/19	Rams	S	4	46	11.5	15	0	0	0	0.0	0	0
12/25	at Dolphins	S	6	49	8.2	20	0	0	0	0.0	0	0
01/01	Vikings	S	1	11	11.0	11	0	0	0	0.0	0	0
01/08	Lions	S	5	104	20.8	45	0	2	12	6.0	6	0
2022 TOTALS		14-11	41	611	14.9	63t	7	7	80	11.4	46t	2



» KRISTIAN WELCH 54

LINEBACKER
Iowa

Fifth NFL Season
Second Packers Season

Ht: 6-3 » Wt: 240 » Born: May 24, 1998 » NFL Games Played/Started: 57/0 » Acquired: FA-23

PRO HIGHLIGHTS:

- Appeared in 12 regular-season games and played in both postseason contests on special teams in his first season with the Packers in 2023.
- Finished No. 3 on Green Bay in 2023 with six special teams tackles, the second most of his career (2021).
- Played in 43 regular-season games and three postseason contests for the Ravens over three seasons (2020-22).
- Saw action in 16 games in 2021 primarily on special teams, where he tied for No. 2 on the team with a career-best nine special teams tackles.
- Originally entered the league in May 2020 as an undrafted free agent with Baltimore.

2023 SEASON: Appeared in 12 games on special teams, recording six tackles (No. 3 on the team)...Played in both postseason contests on special teams, recording a tackle...Was signed to the active roster from the practice squad on Sept. 28...**Vs. Detroit (Sept. 28):** Played 20 snaps on special teams in his Green Bay debut...**At Pittsburgh (Nov. 12):** Played 18 special teams snaps, recording two tackles (tied career high). Made tackles on back-to-back kickoff returns in the third quarter, taking down RB Anthony McFarland Jr. with the help of LB Eric Wilson on the first and tackling McFarland again with the help of S Zayne Anderson on the second...**At Detroit (Nov. 23):** Appeared on 15 special teams snaps, recording a tackle on kickoff return coverage...**At Minnesota (Dec. 31):** Played 18 snaps on special teams, recording one tackle on kickoff coverage...**Vs. Chicago (Jan. 7):** Appeared on nine special teams snaps, recording one tackle on kickoff coverage...**At Dallas (NFC Wild Card, Jan. 14):** Played 14 snaps on special teams, making one tackle on kickoff coverage.

2022: Appeared primarily on special teams in all 17 regular-season games, recording two tackles and helping Baltimore's special teams rank No. 3 in Football Outsiders' DVOA rating...Also registered a tackle (solo) on defense...Played in the lone postseason contest and recorded a tackle on special teams...**Vs. Cincinnati (Oct. 9):** Played on 18 special teams snaps and posted a tackle on kickoff coverage...**Vs. Cleveland (Oct. 23):** Played on three defensive snaps and registered a tackle (solo). Also saw action on 22 special teams plays and recorded a tackle on punt coverage...**At Cincinnati (AFC Wild Card, Jan. 15):** Played on 18 special teams snaps and recorded a tackle on a kickoff in the second quarter.

2021: Saw action in 16 games primarily on special teams, where he tied for No. 2 on the team with nine special teams tackles and helped Baltimore's unit rank No. 1 in Football Outsiders' DVOA rating...Also added a career-best four tackles (all assists) on defense...**At Chicago (Nov. 21):** Played 21 special teams snaps and posted a career-high two special teams tackles...**Vs. Cleveland (Nov. 28):** Saw action on a season-high 10 defensive snaps and posted a tackle, helping limit the Browns to a season-low 40 rushing yards...**At Cleveland (Dec. 12):** Played nine defensive snaps and posted a career-best two tackles (both assists). Also saw action on 26 special teams plays and tied his career high with two tackles, limiting WR JoJo Natson to returns of 1 and 6 yards on punts.

2020: Played in eight games as a rookie, primarily on special teams and posted four special teams tackles for a unit that allowed

AT A GLANCE ...



- Originally entered the league as an undrafted free agent and has played three seasons (2020-22) with the Baltimore Ravens and one season (2023) with the Green Bay Packers.
- Overall, the Iowa, Wis., native has played in 57 regular-season games, recording five tackles (one solo) on defense and 22 tackles on special teams.
- Has played on three teams that have made the postseason (2020, 2022, 2023), seeing action in five games and recording three tackles on special teams.
- Appeared in 46 games with 16 starts for Iowa (2016-19), serving as a defensive captain as a senior and earning All-Big Ten honorable mention from the coaches and media.

only 5.7 yards per punt return (No. 4 in the NFL) and 21.1 yards per kickoff return (No. 10)...**At Philadelphia (Oct. 18):** Made his NFL debut and recorded a special teams tackle...**At Tennessee (AFC Wild Card, Jan. 10):** Made his postseason debut, seeing action on special teams...**2020 Draft:** Signed by Baltimore as an undrafted free agent on May 6.

COLLEGE: Appeared in 46 games with 16 starts, recording 145 tackles (74 solo), 4½ sacks, 10½ tackles for a loss, two interceptions, six passes defended, two forced fumbles and two fumble recoveries...Was a two-time (2018-19) Academic All-Big Ten honoree...Graduated with a degree in enterprise leadership...**2019:** Served as a defensive captain and started at middle linebacker in all 10 games he played in...Named honorable mention All-Big Ten by the coaches and media...Led the team with 87 tackles (44 solo), adding nine tackles for a loss, three sacks, three passes defended, a forced fumble and a fumble recovery...Recorded 11 tackles (six solo), a sack, 1½ tackles for a loss and a pass defended vs. Minnesota (Nov. 16)...Posted a career-high 12 tackles (10 solo), a sack, 1½ tackles for a loss and a forced fumble vs. Illinois (Nov. 23)...**2018:** Played in 12 games with six starts, posting 49 tackles (26 solo), 1½ sacks, 1½ tackles for a loss, an INT, two passes defended, a forced fumble and a fumble recovery...Recorded a team-high eight tackles (four solo) and a fumble recovery vs. Northern Iowa (Sept. 15), helping a defense that held NIU to just 6 rushing yards...**2017:** Appeared in 11 games, recording six tackles (two solo), an INT and a pass defended...**2016:** Saw action in all 13 games, posting three tackles (two solo) as a redshirt freshman.

PERSONAL: Given name Kristian Keith Welch...Born in Iowa, Wis. ...Married, wife's name is Maddie...The couple has a son, Jace...Was one of only 52 students in his HS graduating class...**High school:** Prepped at Iola-Scandinavia (Iola, Wis.) High School, where he played both LB and RB, helping his team reach the state playoffs in three straight years...Rushed 85 times for 1,000 yards (11.8 avg.) and 10 TDs and recorded 75 tackles on defense as a senior, earning all-state and all-region honors...Named first-team all-conference as both an LB and RB in his junior and senior years...Also played on the basketball team, serving as a team captain and earning team MVP honors...**Community involvement:** Took part in Huddle for Heroes, a military-appreciation event that involved a Q&A session, writing letters to active-duty military members and mingling with veterans through interactive sports games...Participated in the Baltimore Ravens' annual organization-wide volunteer day to build a state-of-the-art playground and provide significant upgrades at Morrell Park Elementary/Middle

VETERANS

COMMUNITY

ADMIN. & COACHES

WELCH

DRAFT & FREE AGENTS

2023 REVIEW

RECORDS & HISTORY

LANEBAU FIELD

MISC.

School and Recreation Center in Baltimore City (2023)...Joined teammates to host a holiday party at St. Vincent's Villa, interacting with and serving food to students (2022)...Joined Jameel McClain's 53 Families Thanksgiving event to serve a warm meal to families in need during the holiday (2022)...Participated in My Cause My Cleats to raise awareness for the Warrior Rising Organization and

veteran entrepreneurship (2022)...Participated in Flags with the Flock alongside military families of Tragedy Assistance Program for Survivors (2022)...Joined teammates in celebrating the NFL's Salute to Service initiative by participating in the Ravens' Youth Military Combine for children of service members (2021).

NFL debut: at Philadelphia, 10/18/20

CAREER TRANSACTIONS

- 2020 Signed by Baltimore Ravens as undrafted free agent, May 6...Released by Ravens, Sept. 5...Signed by Ravens to practice squad, Sept. 6...Elevated from the practice squad to the active roster for gameday, Oct. 17...Elevated from the practice squad to the active roster for gameday, Oct. 31...Signed to active roster from practice squad, Nov. 7.
■ 2023 Released by Ravens, Aug. 29...Signed by Green Bay Packers to practice squad, Aug. 31...Signed to active roster from practice squad, Sept. 28.
■ 2024 Re-signed by Packers as unrestricted free agent, March 13.

KRISTIAN WELCH'S NFL REGULAR-SEASON DEFENSIVE STATISTICS

Table with columns: YEAR, TEAM, GP, GS, TK, S, A, TFL, YDS, SK, YDS, QBH, NO, YDS, LG, TD, PD, FF, FR, TD, YDS, TK, S, A, FF, FR, S, A. Rows for 2020, 2021, 2022, 2023, and NFL TOTALS.

KRISTIAN WELCH'S NFL POSTSEASON DEFENSIVE STATISTICS

Table with columns: YEAR, TEAM, GP, GS, TK, S, A, TFL, YDS, SK, YDS, QBH, NO, YDS, LG, TD, PD, FF, FR, TD, YDS, TK, S, A, FF, FR, S, A. Rows for 2020, 2022, 2023, and NFL TOTALS.

SINGLE-GAME HIGHS: DEFENSIVE

Total Tackles 2 at Cleveland Browns, Dec 12, 2021
1 vs. Green Bay Packers, Dec 19, 2021
...1 more at 1.

Special Teams Tackles 2 at Pittsburgh Steelers, Nov 12, 2023
2 at Cleveland Browns, Dec 12, 2021
...1 more at 2.

2023 GYG REGULAR SEASON (PACKERS)

Table with columns: DATE OPPONENT, P/S, TK S A, SK YDS, INT, PD, FF, FR. Rows for 09/10 at Bears, 09/17 at Falcons, 09/24 Saints, 09/28 Lions, 10/09 at Raiders, 10/22 at Broncos, 10/29 Vikings, 11/05 Rams, 11/12 at Steelers, 11/19 Chargers, 11/23 at Lions, 12/03 Chiefs, 12/11 at Giants, 12/17 at Buccaneers, 12/24 at Panthers, 12/31 at Vikings, 01/07 Bears, and 2023 TOTALS.

2022 GYG REGULAR SEASON (RAVENS)

Table with columns: DATE OPPONENT, P/S, TK S A, SK YDS, INT, PD, FF, FR. Rows for 09/11 at Jets, 09/18 Dolphins, 09/25 at Patriots, 10/02 Bills, 10/09 Bengals, 10/16 at Giants, 10/23 Browns, 10/27 at Buccaneers, 11/07 at Saints, 11/20 Panthers, 11/27 at Jaguars, 12/04 Broncos, 12/11 at Steelers, 12/17 at Browns, 12/24 Falcons, 01/01 Steelers, 01/08 at Bengals, and 2022 TOTALS.

2023 GYG POSTSEASON (PACKERS)

Table with columns: DATE OPPONENT, P/S, TK S A, SK YDS, INT, PD, FF, FR. Rows for 01/14 at Cowboys, 01/20 at 49ers, and 2023 TOTALS.

2022 GYG POSTSEASON (RAVENS)

Table with columns: DATE OPPONENT, P/S, TK S A, SK YDS, INT, PD, FF, FR. Rows for 01/15 at Bengals, 2022 TOTALS, and 2020 GYG REGULAR SEASON (RAVENS).

2021 GYG REGULAR SEASON (RAVENS)

Table with columns: DATE OPPONENT, P/S, TK S A, SK YDS, INT, PD, FF, FR. Rows for 09/13 at Raiders, 09/19 Chiefs, 09/26 at Lions, 10/03 at Broncos, 10/11 Colts, 10/17 Chargers, 10/24 Bengals, 11/07 Vikings, 11/11 at Dolphins, 11/21 at Bears, 11/28 Browns, 12/05 at Steelers, 12/12 at Browns, 12/19 Packers, 12/26 at Bengals, 01/02 Rams, 01/09 Steelers, and 2021 TOTALS.

2020 GYG REGULAR SEASON (RAVENS)

Table with columns: DATE OPPONENT, P/S, TK S A, SK YDS, INT, PD, FF, FR. Rows for 09/13 Browns, 09/20 at Texans, 09/28 Chiefs, 10/04 at Washington, 10/11 Bengals, 10/18 at Eagles, 11/01 Steelers, 11/08 at Colts, 11/15 at Patriots, 11/22 Titans, 12/02 at Steelers, 12/08 Cowboys, 12/14 at Browns, 12/20 Jaguars, 12/27 Giants, 01/03 at Bengals, 2020 TOTALS, and 2020 GYG POSTSEASON (RAVENS).

2020 GYG POSTSEASON (RAVENS)

Table with columns: DATE OPPONENT, P/S, TK S A, SK YDS, INT, PD, FF, FR. Rows for 01/10 at Titans, 01/16 at Bills, and 2020 TOTALS.



DANIEL WHELAN 19

PUNTER
UC Davis

Second NFL Season
Second Packers Season

VETERANS

COMMUNITY

ADMIN. & COACHES

WHELAN

DRAFT & FREE AGENTS

2023 REVIEW

RECORDS & HISTORY

LAMBEAU FIELD

MISC.

Ht: 6-5 >> Wt: 216 >> Born: February 10, 1999 >> NFL Games Played/Started: 17/0 >> Acquired: FA-23

PRO HIGHLIGHTS:

- > Averaged 46.2 yards per punt in 2023 in his first season with the Packers, the second-best single-season mark in team history behind only Corey Bojorquez (46.5 avg. in 2021).
- > Posted 22 punts of 50-plus yards last season, tied for the third most in a season by a Green Bay punter since 2000 behind only Jon Ryan (24 in 2006) and Justin Vogel (23 in 2017).
- > Became the first Irish-born player to play in the NFL since 1985 (Cardinals K Neil O'Donoghue).
- > Was signed by the Packers as a free agent on May 17, 2023.
- > Played for the D.C. Defenders in 2023, earning All-XFL honors after ranking No. 3 in the league in both punting average (45.6) and punts inside the 20 (11). Appeared in all 10 regular-season games for the Defenders, punting 29 times for 1,322 yards (45.6 avg.) with just two touchbacks and a long of 66 yards.
- > Entered the NFL with the New Orleans Saints as an undrafted free agent on May 13, 2022. Was released by the Saints on July 26, 2022.

2023 SEASON: Played in all 17 games, punting 57 times for 2,634 yards (46.2-yard gross average, 39.7-yard net average) with 18 punts inside the 20 and a long of 68 yards... His average of 46.2 yards per punt was the second-best single-season mark in team history behind only Bojorquez (46.5 avg. in 2021)... Posted 22 punts of 50-plus yards, tied for the third most in a season by a Green Bay punter since 2000 behind only Ryan (24 in 2006) and Vogel (23 in 2017)... Appeared in both playoff games, punting four times for 155 yards (38.8-yard gross/net average) with three punts inside the 20... **At Chicago (Sept. 10):** Made his NFL debut and became the first Irish-born player to play in the NFL since O'Donoghue in 1985. Punted five times for 249 yards (49.8-yard gross average, 38.6-yard net average), placing one inside the 20. Posted a season-long 68-yard punt, the longest by a player in his NFL debut since Seahawks P Michael Dickson recorded a 69-yarder at Denver on Sept. 9, 2018... **At Atlanta (Sept. 17):** Punted four times for 199 yards, averaging 49.8 yards (39.8-yard net average) with a long of 59 yards... **Vs. New Orleans (Sept. 24):** Punted four times for 153 yards (38.3-yard average), landing two punts inside the 20... **Vs. Detroit (Sept. 28):** Punted five times for 259 yards, averaging a career-high 51.8 yards with a career-best 46.4-yard net average... **Vs. Minnesota (Oct. 29):** Punted four times for 207 yards (51.8 avg.) with a career-high three punts of 55-plus yards (59, 55, 55), the most in a game by a Packer since Bojorquez had three at Kansas City on Nov. 7, 2021... **At Detroit (Nov. 23):** Punted four times for 152 yards, averaging 38.0 yards (38.0-yard net average) and landing a career-high four punts inside the 20. Became the first punter in team history (since 1976) to have four-plus punts in a game and place all of them inside the 20. Three of his four punts landed inside the 10, making him the first Green Bay punter to place three punts inside the 10-yard line in a game since Tim Mashay on Oct. 23, 2011... **Vs. Kansas City (Dec. 3):** Punted twice for 76 yards (38.0-yard gross/net average) with a long of 40 yards. Placed both punts inside the 20, giving him six straight punts placed inside the 20-yard line. Placed multiple punts inside the 20 in his third straight game, the longest streak by a Green Bay punter since JK Scott in 2019 (five straight,

AT A GLANCE ...



- Averaged 46.2 yards per punt in 2023 in his first season with the Packers, the second-best single-season mark in team history behind only Corey Bojorquez (46.5 avg. in 2021).
- Posted 22 punts of 50-plus yards last season, tied for the third most in a season by a Green Bay punter since 2000 behind only Jon Ryan (24 in 2006) and Justin Vogel (23 in 2017).
- Became the first Irish-born player to play in the NFL since 1985 (Cardinals K Neil O'Donoghue).
- Played for the D.C. Defenders in 2023, earning All-XFL honors after ranking No. 3 in the league in both punting average (45.6) and punts inside the 20 (11).
- Played in 47 games in five seasons (2017-21) at UC-Davis, finishing his career ranked No. 1 in school history in punting average (44.0) and punts inside the 20 (86).
- Moved to California with his mother when he was 13 years old and earned All-Southern Section and All-DeAnza League honors in both of his final two years at Rancho Mirage (Calif.) High School.

Weeks 13-17)... **At Dallas (NFC Wild Card, Jan. 14):** Punted three times for 113 yards (37.7-yard gross/net average) with a long of 40 yards. Placed all three punts inside the 20, tied for the third most by a Packer in a playoff game.

2022: Signed with the Saints as an undrafted free agent on May 13, 2022... Was released by New Orleans on July 26.

COLLEGE: Played in 47 games in five seasons (2017-21) at UC-Davis, finishing his career ranked No. 1 in school history in punting average (44.0) and punts inside the 20 (86)... Punted 206 times in his career for 9,067 yards (44.0 avg.), including 63 punts of 50-plus yards... Also kicked off 103 times in his career with 54 touchbacks (52.4 pct.)... Earned his degree in sustainable environmental design... **2021:** Appeared in all 12 games and posted a school-record 46.3-yard average on 55 punts with 20 punts placed inside the 20... Earned second-team All-America honors from Stats Perform and HERO Sports and second-team All-Big Sky Conference recognition... Registered a career-high 21 punts of 50-plus yards on the season... Also recorded a career-best 37 touchbacks on 68 kickoffs (61.9 pct.)... Posted a career-high eight touchbacks on nine kickoffs at San Diego (Sept. 11)... Registered a 51.8-yard average on four punts at Idaho State (Oct. 9), with all four going for 50-plus yards... Averaged 55.3 yards on three punts at Northern Arizona (Nov. 6) and matched his career high with eight touchbacks on nine kickoffs... **2020/2021:** Appeared in all five games in the 2020 season that was played in the spring of 2021 due to COVID-19, punting 17 times for 815 yards, a 47.9-yard average that led the Big Sky... Earned first-team All-America honors from Stats Perform, AFCA, HERO Sports and *Phil Steele's College Football*, was a finalist for FCS Punter of the Year and earned first-team All-Big Sky recognition... Placed eight of his 17 punts inside the 20 with seven punts of 50-plus yards... Also kicked off 30 times and posted 16 touchbacks (53.3 pct.)... Registered a season-best 52.0-yard average on five punts vs. Idaho State (March 27), including a career-long 67-yarder... **2019:** Played in all 12 games, averaging 44.1 yards vs 57 punts with 23 placed inside the 20... Earned third-team All-Big Sky honors from both the coaches and *Phil Steele's College Football*... Registered 17

punts of 50-plus yards on the season, including on all four of his punts at North Dakota State (Sept. 21) when he averaged 55.3 yards...**2018:** Appeared in all 13 contests, averaging 41.1 yards on 67 punts with a career-high 31 placed inside the 20 on his way to earning All-Big Sky honorable mention...Posted a career-high six punts placed inside the 20 on seven punts at Eastern Washington (Dec. 8)...**2017:** Played in five games as a true freshman, punting 10 times for 440 yards (44.0 avg.) with four punts placed inside the 20...Also kicked off five times with one touchback (20.0 pct.).

PERSONAL: Given name Daniel Whelan; born in Dublin, Ireland...Last name is pronounced WEE-lan...Moved to

California with his mother when he was 13 years old...**High school:** Earned All-Southern Section and All-DeAnza League honors in both of his final two years at Rancho Mirage (Calif.) High School...Averaged 43.8 yards per punt as a senior, placing 22 of his 37 punts inside the 20...Also made 22 career field goals, including five of 50-plus yards, and 113 of 116 extra points (97.4 pct.)...Also played tennis for three seasons, earning league MVP as a senior after going undefeated in singles, and soccer for two seasons...**Community involvement:** Helped raise money at a high school football game for the Vince Lombardi Cancer Foundation as part of the Packers Vs. Cancer initiative.

NFL debut: at Chicago, 9/10/23

CAREER TRANSACTIONS

- 2022 Signed by New Orleans Saints as undrafted free agent, May 13...Released by Saints, July 26.
- 2023 Signed by Green Bay Packers as free agent, May 17.
- 2024 Re-signed by Packers as exclusive-rights free agent, April 15.

DANIEL WHELAN'S NFL REGULAR-SEASON PUNTING STATISTICS

DATE	TEAM	GP	NO.	YDS.	AVG.	OPP.		NET					
						RET.	YDS.	YDS.	AVG.	TB	IN20	LG	BK
2023	Packers	17	57	2,634	46.2	23	270	2,264	39.7	5	18	68	0
NFL TOTALS		17	57	2,634	46.2	23	270	2,264	39.7	5	18	68	0

DANIEL WHELAN'S NFL POSTSEASON PUNTING STATISTICS

DATE	TEAM	GP	NO.	YDS.	AVG.	OPP.		NET					
						RET.	YDS.	YDS.	AVG.	TB	IN20	LG	BK
2023	Packers	2	4	155	38.8	0	0	155	38.8	0	3	42	0
NFL TOTALS		2	4	155	38.8	0	0	155	38.8	0	3	42	0

SINGLE-GAME HIGHS: PUNTER

Punts	5 vs. Detroit Lions, Sep 28, 2023 5 at Chicago Bears, Sep 10, 2023	Net Punting Avg	46.4 vs. Detroit Lions, Sep 28, 2023 44.5 at Las Vegas Raiders, Oct 09, 2023
Gross Punting Yards	259 vs. Detroit Lions, Sep 28, 2023 249 at Chicago Bears, Sep 10, 2023	Longest Punts	68 at Chicago Bears, Sep 10, 2023 61 vs. Los Angeles Chargers, Nov 19, 2023
Gross Punting Avg	51.8 vs. Minnesota Vikings, Oct 29, 2023 51.8 vs. Detroit Lions, Sep 28, 2023	Inside the 20	4 at Detroit Lions, Nov 23, 2023 2 vs. Kansas City Chiefs, Dec 03, 2023 ...3 more at 2.
Net Punting Yards	232 vs. Detroit Lions, Sep 28, 2023 193 at Chicago Bears, Sep 10, 2023		

PACKERS WHO HAVE PUNTED, 1970-2023

Foot	Name	Years	No	Yds	Avg	LG	B	Foot	Name	Years	No	Yds	Avg	LG	B
R	Dale Livingston	1970	6	199	33.2	52	0	L	Chris Hanson	1999	4	157	39.3	44	0
R	Ken Duncan	1971	6	216	36.0	47	0	R	Louie Aguiar	1999	75	2,954	39.4	64	0
R	Ron Widby	1972-73	121	5,128	42.4	64	2	R	Ryan Longwell	1999-2000, '03	4	107	26.8	30	0
R	Paul Staroba	1973	12	373	31.1	49	0	R	Josh Bidwell	2000-03	308	12,659	41.1	68	0
L	Randy Walker	1974	69	2,648	38.4	58	0	R	Bryan Barker	2004	66	2,644	40.1	64	0
R	Steve Broussard	1975	29	922	31.8	51	3	L	B.J. Sander	2005	64	2,508	39.2	53	0
R	David Beverly	1975-80	495	18,785	37.9	65	2	R	Ryan Flinn	2005	6	218	36.3	42	0
R	Chester Marcol	1980	1	33	33.0	33	0	R	Jon Ryan	2006-07	144	6,403	44.5	72	2
R	Ray Stachowicz	1981-82	124	5,017	40.5	72	2	R	Derrick Frost	2008	48	2,021	42.1	65	0
L	Bucky Scribner	1983-84	154	6,465	42.0	70	1	L	Jeremy Kapinos	2008-09	83	3,558	42.9	58	1
L	Joe Prokop	1985	56	2,210	39.5	66	0	R	Tim Masthay	2010-15	390	17,233	44.2	71	3
R	Don Bracken	1985-90	368	14,602	39.7	65	5	R	Jacob Schum	2016	56	2,420	43.2	65	0
R	Bill Renner	1986-87	35	1,334	38.1	50	3	R	Justin Vogel	2017	71	3,155	44.4	62	0
R	Paul McJulien	1991-92	122	4,859	39.8	67	2	R	JK Scott	2018-20	194	8,654	44.6	67	2
R	Bryan Wagner	1992-93	104	4,396	42.3	60	0	L	Corey Bojorquez	2021	53	2,467	46.5	82	0
R	Craig Hentrich	1994-97	289	12,355	42.8	70	2	R	Pat O'Donnell	2022	52	2,313	44.5	72	2
R	Sean Landeta	1998	65	2,788	42.9	72	0	R	Daniel Whelan	2023	57	2,634	46.2	68	0

NOTE: Does not include Donny Anderson, who punted in 1966-69 seasons, in addition to 1970-71.



»» DONTAYVION WICKS 13

VETERANS

WIDE RECEIVER
Virginia

Second NFL Season
Second Packers Season

Ht: 6-1 »» Wt: 206 »» Born: June 16, 2001 »» NFL Games Played/Started: 15/6 »» Acquired: D5b-23

PRO HIGHLIGHTS:

- ▶ Played in 15 games with six starts as a rookie in 2023 and ranked No. 3 on the team with 39 receptions for 581 yards (14.9 avg.) and four TDs. Finished No. 2 among NFL rookies in yards per reception.
- ▶ Posted a team-high 18 explosive catches (16-plus yards), the most by a Packers rookie dating back to 2000 and tied for No. 4 among NFL rookies last season.
- ▶ Of his 39 receptions, 18 went for 16-plus yards, a 46.2 percentage that ranked No. 4 in the NFL among players with two-plus catches a game. Dating back to 2000, his 46.2 mark was the top percentage posted by a Packer with 30-plus receptions.
- ▶ Posted a first down on 29 of his 39 catches (team-high 74.4 pct.), No. 1 among rookies and No. 9 in the NFL among all players (min. two catches per game).
- ▶ Selected by the Packers with the second of two choices in the fifth round (No. 159 overall), the first WR drafted by Green Bay out of the University of Virginia in franchise history.

2023 SEASON: Played in 15 games with six starts and ranked No. 3 on the team with 39 receptions for 581 yards (14.9 avg.) and four TDs...Ranked No. 2 in the league in yards per reception among rookies...Posted a team-high 18 explosive receptions (16-plus yards), the most by a Packers rookie dating back to 2000 and tied for No. 4 among NFL rookies on the season...Of his 39 receptions, 18 went for 16-plus yards, a 46.2 percentage that ranked No. 4 in the NFL among players with two-plus catches a game...Dating back to 2000, his 46.2 mark was the top percentage posted by any Packer with 30-plus receptions...Of his 39 catches, 29 went for first downs (team-high 74.4 pct.), No. 1 among rookies and No. 9 in the NFL among all players (min. two catches per game)...Was inactive for two contests due to injury...Started both postseason games and posted two receptions for 25 yards (12.5 avg.) and a TD...**At Atlanta (Sept. 17):** Made his first NFL start, finishing with a pair of receptions for 40 yards (20.0 avg.) and a TD. Posted his first career TD reception with 10:31 remaining in the third quarter when he caught a pass from QB Jordan Love over the middle near the Atlanta 15 and then took it the rest of the way for the 32-yard score...**At Denver (Oct. 22):** Hauled in a 17-yard reception and also completed his first pass in the NFL when he found RB Aaron Jones for a 14-yard gain to the Denver 17 early in the third quarter, becoming the first Green Bay WR to complete a pass since Randall Cobb connected on a 10-yard pass to QB Brett Hundley at Detroit on Dec. 31, 2017. Became the first non-quarterback to complete a pass for the Packers as a rookie since RB Willard Harrell vs. Chicago on Nov. 30, 1975...**Vs. L.A. Chargers (Nov. 19):** Led the team with 197 yards on just three catches (30.3 avg.), becoming the first Green Bay rookie in the last 45 seasons to post three receptions of 25-plus yards (35, 29, 27). The career-long 35-yarder over the middle came on the Packers' game-winning TD drive late in the fourth quarter, giving Green Bay the ball at the Chargers' 26...**Vs. Kansas City (Dec. 3):** Caught three passes for 43 yards (14.3 avg.), highlighted by a 27-yard grab to the Kansas City 27 early in the second quarter. It marked his third straight game with a reception of 25-plus yards, the first Green Bay rookie to do so since Marquee Valdes-Scantling in 2018...**Vs. Tampa Bay (Dec. 17):** Tied for the team lead with a career-high six catches for a career-best 97 yards (16.2 avg.).

AT A GLANCE ...



- Ranked No. 3 on the team with 39 receptions for 581 yards (14.9 avg.) and four TDs in 2023, finishing No. 2 in the league in yards per catch among rookies.
- Posted a team-high 18 explosive receptions (16-plus yards), the most by a Packers rookie dating back to 2000 and tied for No. 4 among NFL rookies last season.
- Of his 39 receptions, 18 went for 16-plus yards, a 46.2 percentage that ranked No. 4 in the NFL among players with two-plus catches a game. Dating back to 2000, his 46.2 mark was the top percentage posted by a Packer with 30-plus receptions.
- Set the University of Virginia single-season school record for receiving yards with 1,203 yards on 57 catches (21.1 avg.) in 2021, surpassing WR Herman Moore's mark of 1,190 yards in 1990.
- His average of 21.1 yards per reception in 2021 led the Atlantic Coast Conference and ranked No. 5 in the country.
- Registered six 100-yard receiving games in 2021, tying WR Germane Crowell (1997) for the most in a season in school history.

Posted four explosive catches (16-plus yards) with receptions of 22, 21, 20 and 19 yards as he became the only Green Bay rookie to register four explosive catches in a game since 2000...**Vs. Chicago (Jan. 7):** Matched his career high with a team-high six catches for 61 yards (10.2 avg.) and a career-high two TDs. Posted a 10-yard TD reception midway through the second quarter and added a 12-yard scoring grab with 9:47 remaining in the third quarter...**At Dallas (NFC Wild Card, Jan. 14):** Started and played 31 snaps, posting two catches for 25 yards (12.5 avg.). With 3:23 remaining in the first half, caught a 20-yard TD pass over the middle from Love to give the Packers a 20-0 lead...**2023 Draft:** Selected by the Packers with the second of two choices in the fifth round (No. 159 overall).

COLLEGE: Appeared in 30 games with 19 starts in three seasons (2019, 2021-22) with the Cavaliers, finishing his career with 90 receptions for 1,694 yards (18.8 avg.) and 12 TDs...Posted 34 career receptions of 20-plus yards, the most by a Cavalier since 2000, and had six TD catches of 40-plus yards...Earned his degree in American studies...**2022:** Started the first eight games of the season before missing the final two with an injury, finishing No. 2 on the team with 30 receptions for 430 yards (14.3 avg.) and two TDs...Was named to the Biletnikoff Award Watch List and was one of 14 receivers on the preseason Maxwell Award Watch List...Hauled in four passes for 85 yards (21.3 avg.) vs. Old Dominion (Sept. 17)...Caught four passes for 69 yards (17.3 avg.) vs. Louisville (Oct. 8), highlighted by a 40-yard TD grab in the first quarter...Registered a season-high 99 yards receiving on four catches (24.8 avg.), including a 37-yard grab and a 44-yard TD reception at Georgia Tech (Oct. 30)...**2021:** Appeared in all 12 games with 11 starts and set the single-season school record for receiving yards with 1,203 yards on 57 catches (21.1 avg.), surpassing Moore's mark of 1,190 yards in 1990...Led the team with a career-high nine receiving TDs...Earned first-team All-ACC honors and honorable mention All-America recognition from Pro Football Network...Was named the Offensive End of the Year by the Richmond Touchdown Club...His average of 21.1 yards per reception led the ACC and ranked No. 5 in the country...Registered six 100-yard receiving games on the season, tying Germane Crowell (1997) for the most

COMMUNITY

ADMIN. & COACHES

WICKS

DRAFT & FREE AGENTS

2023 REVIEW

RECORDS & HISTORY

LANEBAU FIELD

MISC.

in a season in school history...Became just the fifth Cavalier to register 1,000-plus yards in a season and matched Moore as the fastest to 1,000 receiving yards in school history (10 games)... Posted 27 receptions of 20-plus yards, the most in a single season by a Cavalier since 2000...Hauled in three passes for 69 yards (23.0 avg.) and a career-high two TDs vs. Illinois (Sept. 11), posting a 28-yard TD grab in the first quarter and a 6-yarder late in the second quarter...Registered a career-high 183 yards and a TD on seven catches (26.1 avg.) at North Carolina (Sept. 18), the sixth-most receiving yards in a game in school history... Hauled in seven passes for 125 yards (17.9 avg.) and a TD vs. Duke (Oct. 16), earning ACC Wide Receiver of the Week honors for his performance...Took home the ACC Wide Receiver of the Week award for the second straight week after posting six receptions for 168 yards (28.0 avg.) vs. Georgia Tech (Oct. 23), matching his career high with two TD catches, including a career-long 77-yarder in the second quarter that was the longest play from scrimmage for Virginia on the season...Registered his third consecutive 100-yard receiving game, finishing with four receptions for 125 yards (31.3 avg.) and a TD at BYU (Oct. 30), joining Crowell (1997) as

the only players in school history with three straight 100-yard receiving outings...Caught a 70-yard TD pass in the second quarter, his second straight game with a TD reception of 70-plus yards...Posted a career-high 10 receptions for 144 yards (14.4 avg.) at Pittsburgh (Nov. 20)...**2020:** Was sidelined for the entire season after sustaining an injury in preseason camp...**2019:** Appeared in 10 games as a true freshman and posted three receptions for 61 yards (20.3 avg.) and a TD...Registered two catches for 49 yards (24.5 avg.) vs. Liberty (Nov. 23), highlighted by a 44-yard TD grab in the fourth quarter.

PERSONAL: Given name Dontayvion Jaquain Wicks... Nickname is "Tay"...First name is pronounced don-TAY-vee-in...**High school:** Earned second-team all-district honors as a senior at Plaquemine (La.) High School, where he played WR and QB...As a junior in 2017, posted 12 receptions for 212 yards (17.7 avg.) to help lead the team to a district championship...Also played basketball...**Community involvement:** Participated in a toy drive for Toys for Tots and a shopping event for children from Big Brothers Big Sisters in November 2023.

NFL debut: at Chicago, 9/10/23

First NFL start: at Atlanta, 9/17/23

First NFL touchdown: at Atlanta, 9/17/23 (32 yards, J.Love)

CAREER TRANSACTIONS

- **2023** Selected by Green Bay Packers as second of two choices in the fifth round (159th overall) of '23 NFL Draft, April 29... Signed first contract, May 5.

DONTAYVION WICKS' NFL REGULAR-SEASON RECEIVING STATISTICS

DATE	TEAM	GP	GS	RECEIVING				TD
				NO.	YDS.	AVG.	LG	
2023	Packers	15	6	39	581	14.9	35	4
NFL TOTALS		15	6	39	581	14.9	35	4

DONTAYVION WICKS' NFL POSTSEASON RECEIVING STATISTICS

DATE	TEAM	GP	GS	RECEIVING				TD
				NO.	YDS.	AVG.	LG	
2023	Packers	2	2	2	25	12.5	20t	1
NFL TOTALS		2	2	2	25	12.5	20t	1

SINGLE-GAME HIGHS: RUSHING/RECEIVING

Longest Runs	1 at Denver Broncos, Oct 22, 2023
Receptions	6 vs. Chicago Bears, Jan 07, 2024
	6 vs. Tampa Bay Buccaneers, Dec 17, 2023
Receiving Yards	97 vs. Tampa Bay Buccaneers, Dec 17, 2023
	91 vs. Los Angeles Chargers, Nov 19, 2023
Receiving Average	30.3 vs. Los Angeles Chargers, Nov 19, 2023
	17.0 at Pittsburgh Steelers, Nov 12, 2023

Longest Receptions 35 vs. Los Angeles Chargers, Nov 19, 2023
32 at Pittsburgh Steelers, Nov 12, 2023
...1 more at 32.

Receiving TDs 2 vs. Chicago Bears, Jan 07, 2024
1 at Carolina Panthers, Dec 24, 2023
...1 more at 1.

Most TDs 2 vs. Chicago Bears, Jan 07, 2024
1 at Carolina Panthers, Dec 24, 2023
...1 more at 1.

Scrimmage Yards 97 vs. Tampa Bay Buccaneers, Dec 17, 2023
91 vs. Los Angeles Chargers, Nov 19, 2023

2023 GXG REGULAR SEASON (PACKERS)

DATE	OPPONENT	P/S	RECEIVING				
			NO.	YDS.	AVG.	LG	TD
09/10	at Bears	P	0	0	0.0	0	0
09/17	at Falcons	S	2	40	20.0	32t	1
09/24	Saints	S	4	45	11.3	18	0
09/28	Lions	P	0	0	0.0	0	0
10/09	at Raiders	P	1	10	10.0	10	0
10/22	at Broncos	P	1	17	17.0	17	0
10/29	Vikings	P	2	28	14.0	17	0
11/05	Rams	P	4	49	12.3	18	0
11/12	at Steelers	P	3	51	17.0	32	0
11/19	Chargers	P	3	91	30.3	35	0
11/23	at Lions		INACTIVE/INJURY				
12/03	Chiefs	P	3	43	14.3	27	0
12/11	at Giants	S	2	20	10.0	19	0
12/17	Buccaneers	S	6	97	16.2	22	0
12/24	at Panthers	S	2	29	14.5	21t	1
12/31	at Vikings		INACTIVE/INJURY				
01/07	Bears	S	6	61	10.2	19	2
2023 TOTALS		15-6	39	581	14.9	35	4

2023 GXG POSTSEASON (PACKERS)

DATE	OPPONENT	P/S	RECEIVING				
			NO.	YDS.	AVG.	LG	TD
01/14	at Cowboys	S	2	25	12.5	20t	1
01/20	at 49ers	S	0	0	0.0	0	0
2023 TOTALS		2-2	2	25	12.5	20t	1



EMANUEL WILSON 31

VETERANS

RUNNING BACK
Fort Valley State

Second NFL Season
Second Packers Season

Ht: 5-10 » Wt: 226 » Born: May 8, 1999 » NFL Games Played/Started: 7/0 » Acquired: FA-23

PRO HIGHLIGHTS:

- ▶ Played in seven games as a rookie last season, posting 85 rushing yards on 14 carries (6.1 avg.) while adding four receptions for 23 yards (5.8 avg.).
- ▶ Rushed for a career-best 43 yards on four carries (10.8 avg.) vs. the L.A. Rams in Week 9, including a career-long 31-yard run late in the fourth quarter, the longest run by a rookie RB for the Packers since Aaron Jones' 46-yarder vs. New Orleans on Oct. 22, 2017.
- ▶ Signed by the Packers as a free agent on May 22, 2023.
- ▶ Entered the NFL as an undrafted free agent with the Denver Broncos on May 12, 2023, and was released on May 15.

2023 SEASON: Played in seven games and posted 85 rushing yards on 14 carries (6.1 avg.)...Also had four receptions for 23 yards (5.8 avg.)...Was active for three other games, but did not see any action, and was inactive for one contest...Was placed on injured reserve (shoulder) on Nov. 22 and was activated on Jan. 6...**At Atlanta (Sept. 17):** Made his NFL debut, carrying the ball three times for 5 yards (1.7 avg.)...**Vs. New Orleans (Sept. 24):** Rushed for 6 yards on two carries (3.0 avg.) and posted a 6-yard reception, the first catch of his NFL career...**At Denver (Oct. 22):** Appeared on five plays on offense, carrying the ball two times for 19 yards (9.5 avg.), including a 14-yard run on the final play of the first half. Also posted two receptions for 8 yards (4.0 avg.)...**Vs. L.A. Rams (Nov. 5):** Posted a career-high four carries for a career-best 43 yards (10.8 avg.), highlighted by a career-long 31-yard run late in the fourth quarter down to the Rams' 13, the longest run by a rookie RB for the Packers since Jones' 46-yarder vs. New Orleans on Oct. 22, 2017...**Vs. L.A. Chargers (Nov. 19):** Rushed for 12 yards on three carries (4.0 avg.) and added a 9-yard reception, but sustained a shoulder injury on his 9-yard run late in the second quarter and did not return...**At Dallas (NFC Wild Card, Jan. 14):** Played 15 snaps on offense in his NFL playoff debut, carrying the ball eight times for 20 yards (2.5 avg.)...**2023 Draft:** Signed by the Broncos as an undrafted free agent on May 12.

COLLEGE: Started all 17 games he appeared in at Fort Valley State (2021-22), rushing for 2,206 yards and 24 TDs on 356 carries (6.2 avg.) along with 35 receptions for 330 yards (9.4 avg.) and two TDs after beginning his career at Johnson C. Smith University in 2019...Earned his degree in liberal studies...**2022:** Started all 10 games and led the Wildcats with 1,371 rushing yards and 17 TDs on 209 carries (6.6 avg.) on his way to earning second-team Division II All-America honors from the American Football Coaches Association...Was named the Southern Intercollegiate Athletic Conference Player of the Year and the conference's Offensive Player of the Year and earned first-team All-SIAC honors...Ranked in the top 10 in Division II in all-purpose yards per game (No. 6, 161.0), rushing yards per game (No. 7, 137.1) and rushing TDs (No. 9, 17)...Led the SIAC in rushing and scoring (11.4 ppg)...Posted 100-plus rushing yards in seven of the 10 games, including a pair of 200-yard outings...Registered multiple rushing TDs seven times on the season, including each of the last five games...Added 24 receptions for 239 yards (10.0 avg.) and two TDs...

AT A GLANCE ...



- Played in seven games for the Packers as a rookie last season, posting 85 rushing yards on 14 carries (6.1 avg.) while adding four receptions for 23 yards (5.8 avg.).
- Rushed for a career-best 43 yards on four carries (10.8 avg.) vs. the L.A. Rams in Week 9, including a career-long 31-yard run late in the fourth quarter, the longest run by a rookie RB for the Packers since Aaron Jones' 46-yarder vs. New Orleans on Oct. 22, 2017.
- Led Fort Valley State with 1,371 rushing yards and 17 TDs on 209 carries (6.6 avg.) in 2022 on his way to being named the Southern Intercollegiate Athletic Conference Player of the Year and the conference's Offensive Player of the Year.
- Started all 17 games he appeared in at Fort Valley State (2021-22), rushing for 2,206 yards and 24 TDs on 356 carries (6.2 avg.) along with 35 receptions for 330 yards (9.4 avg.) and two TDs after beginning his career at Johnson C. Smith University in 2019.
- Was named the CIAA Freshman of the Year at Johnson C. Smith in 2019 after leading the team with 1,040 yards and 13 TDs on 159 carries (6.5 avg.).

Rushed for 262 yards and two TDs on 20 attempts (13.1 avg.) at Tuskegee (Sept. 4), including an 87-yard TD run in the fourth quarter...Registered 129 rushing yards and two TDs on just nine attempts (14.3 avg.) at Morehouse College (Oct. 15) while adding a career-best 82 receiving yards and two TDs on three receptions (27.3 avg.), highlighted by a 54-yard TD grab late in the third quarter...Rushed for 163 yards and three TDs on 17 carries (9.6 avg.) at Clark Atlanta (Oct. 22), including a career-long 90-yard TD run early in the fourth quarter...Closed out the season with 221 rushing yards and three TDs on 28 carries (7.9 avg.) vs. Albany State (Nov. 5), his fifth consecutive game with multiple rushing TDs...**2021:** Started all seven games he appeared in, rushing for 835 yards and seven TDs on 147 carries (5.7 avg.) along with 11 receptions for 91 yards (8.3 avg.)...Earned second-team All-SIAC recognition and led the conference in rushing despite missing the first three games of the season...Posted 100-plus yards rushing in five of seven games he appeared in...Rushed for 83 yards and two TDs on 11 carries (7.5 avg.) in his FVSVU debut at Allen University (Sept. 25)...Registered a season-high 164 yards and a TD on 27 carries (6.1 avg.) vs. Central State (Oct. 9)...Recorded 130 yards and a TD on 17 carries (7.6 avg.) vs. Savannah State (Oct. 30)...**2020:** Did not play with the SIAC suspending all fall sports due to COVID-19...**2019:** Appeared in all 10 games with eight starts as a redshirt freshman at Johnson C. Smith, leading the team with 1,040 yards and 13 TDs on 159 carries (6.5 avg.) while adding 13 catches for 86 yards (6.6 avg.)...Earned first-team All-Central Intercollegiate Athletic Association honors and was named the CIAA Freshman of the Year...Set a single-game school record with 265 rushing yards and three TDs (64, 73, 83 yards) on just 12 carries (22.1 avg.) at Benedict (Sept. 14) on his way to earning CIAA Offensive Player of the Week honors...Rushed for 195 yards and three TDs on 21 carries (9.3 avg.) vs. Fayetteville State (Oct. 19).

PERSONAL: Given name Emanuel Dashae Wilson; born in Roanoke, Va. ...**High school:** Posted 1,917 rushing yards and 23 TDs on 214 carries (9.0 avg.) as a senior in 2017 at North

COMMUNITY

ADMIN. & COACHES

EM. WILSON

DRAFT & FREE AGENTS

2023 REVIEW

RECORDS & HISTORY

LAMBEAU FIELD

MISC.

Mecklenburg High School (Huntersville, N.C.)...Rushed for 100-plus yards in 10 of 12 games as a senior...Posted 1,450 yards rushing and 14 TDs on 201 attempts (7.2 avg.) as a junior.

NFL debut: at Atlanta, 9/17/23

CAREER TRANSACTIONS

- 2023 Signed by Denver Broncos as undrafted free agent, May 12...Released by Broncos, May 15...Signed by Green Bay Packers, May 22...Placed on injured reserve (shoulder), Nov. 22.
- 2024 Activated from injured reserve, Jan. 6...Re-signed by Packers as exclusive-rights free agent, April 15.

EMANUEL WILSON'S NFL REGULAR-SEASON RUSHING/RECEIVING STATISTICS

		RUSHING							RECEIVING				
DATE	TEAM	GP	GS	NO.	YDS.	AVG.	LG	TD	NO.	YDS.	AVG.	LG	TD
2023	Packers	7	0	14	85	6.1	31	0	4	23	5.8	9	0
NFL TOTALS		7	0	14	85	6.1	31	0	4	23	5.8	9	0

EMANUEL WILSON'S NFL POSTSEASON RUSHING/RECEIVING STATISTICS

		RUSHING							RECEIVING				
DATE	TEAM	GP	GS	NO.	YDS.	AVG.	LG	TD	NO.	YDS.	AVG.	LG	TD
2023	Packers	2	0	12	36	3.0	8	0	1	11	11.0	11	0
NFL TOTALS		2	0	12	36	3.0	8	0	1	11	11.0	11	0

SINGLE-GAME HIGHS: RUSHING/RECEIVING

- | | | | |
|----------------------|---|---------------------------|--|
| Rush Attempts | 4 vs. Los Angeles Rams, Nov 05, 2023
3 vs. Los Angeles Chargers, Nov 19, 2023
...1 more at 3. | Receiving Yards | 9 vs. Los Angeles Chargers, Nov 19, 2023
8 at Denver Broncos, Oct 22, 2023 |
| Rushing Yards | 43 vs. Los Angeles Rams, Nov 05, 2023
19 at Denver Broncos, Oct 22, 2023 | Longest Receptions | 9 vs. Los Angeles Chargers, Nov 19, 2023
6 vs. New Orleans Saints, Sep 24, 2023 |
| Longest Runs | 31 vs. Los Angeles Rams, Nov 05, 2023
14 at Denver Broncos, Oct 22, 2023 | Scrimmage Yards | 43 vs. Los Angeles Rams, Nov 05, 2023
27 at Denver Broncos, Oct 22, 2023 |
| Receptions | 2 at Denver Broncos, Oct 22, 2023
1 vs. Los Angeles Chargers, Nov 19, 2023
...1 more at 1. | | |

2023 GXG REGULAR SEASON (PACKERS)

		RUSHING							RECEIVING				
DATE	OPPONENT	P/S	NO.	YDS.	AVG.	LG	TD	NO.	YDS.	AVG.	LG	TD	
09/10	at Bears							INACTIVE					
09/17	at Falcons	P	3	5	1.7	7	0	0	0	0.0	0	0	
09/24	Saints	P	2	6	3.0	4	0	1	6	6.0	6	0	
09/28	Lions							DID NOT PLAY					
10/09	at Raiders	P	0	0	0.0	0	0	0	0	0.0	0	0	
10/22	at Broncos	P	2	19	9.5	14	0	2	8	4.0	4	0	
10/29	Vikings							DID NOT PLAY					
11/05	Rams	P	4	43	10.8	31	0	0	0	0.0	0	0	
11/12	at Steelers	P	0	0	0.0	0	0	0	0	0.0	0	0	
11/19	Chargers	P	3	12	4.0	5	0	1	9	9.0	9	0	
11/23	at Lions							INJURED RESERVE					
12/03	Chiefs							INJURED RESERVE					
12/11	at Giants							INJURED RESERVE					
12/17	Buccaneers							INJURED RESERVE					
12/24	at Panthers							INJURED RESERVE					
12/31	at Vikings							INJURED RESERVE					
01/07	Bears							DID NOT PLAY					
2023 TOTALS		7-0	14	85	6.1	31	0	4	23	5.8	9	0	

2023 GXG POSTSEASON (PACKERS)

		RUSHING							RECEIVING				
DATE	OPPONENT	P/S	NO.	YDS.	AVG.	LG	TD	NO.	YDS.	AVG.	LG	TD	
01/14	at Cowboys	P	8	20	2.5	7	0	0	0	0.0	0	0	
01/20	at 49ers	P	4	16	4.0	8	0	1	11	11.0	11	0	
2023 TOTALS		2-0	12	36	3.0	8	0	1	11	11.0	11	0	

BEST RECORDS VS. DIVISION AND OVERALL, 2002-PRESENT

Since realignment in 2002, the Packers rank as one of the best teams in the NFL against the division and overall. Green Bay's winning percentage of .674 vs. the NFC North ranks No. 3 in the league against its division, while its .620 winning percentage overall ranks No. 3 in the NFL.

A look at the top five teams against the division and overall since realignment in 2002:

—Division—					—Overall—				
Team	W	L	T	Pct.	Team	W	L	T	Pct.
1. New England Patriots	.96	36	0	.727	1. New England Patriots	250	105	0	.704
2. Pittsburgh Steelers	.91	40	1	.693	2. Pittsburgh Steelers	223	129	3	.632
3. Green Bay Packers	.88	42	2	.674	3. Green Bay Packers	219	134	2	.620
4. Indianapolis Colts	.87	44	1	.663	4. Indianapolis Colts	214	140	1	.604
5. Kansas City Chiefs	.80	52	0	.606	5. Baltimore Ravens	210	145	0	.592



ERIC WILSON 45

LINEBACKER
Cincinnati

Eighth NFL Season
Third Packers Season

Ht: 6-1 >> Wt: 230 >> Born: September 26, 1994 >> NFL Games Played/Started: 108/27 >> Acquired: FA-22 (PS-NO)

PRO HIGHLIGHTS:

- >> Has seen action in 30 regular-season games and two postseason contests since being signed by Green Bay off the New Orleans Saints' practice squad on Oct. 4, 2022.
- >> Tied for the team lead with a career-high 13 tackles on special teams in 13 games played in 2022 and led the Packers with 11 special teams tackles in 2023. Also recorded 24 tackles (nine solo) and a QB hit on defense for Green Bay in 2022-23.
- >> According to TruMedia, joined Houston LB Neville Hewitt as the only players in the NFL to post 250-plus tackles on defense (278) and 45-plus tackles on special teams (50) from 2017-23.
- >> Played in every game during his four seasons with Minnesota (2017-20), the only player on the Vikings to appear in all 64 regular-season contests over that span.
- >> Started a career-high 15 games for the Vikings in 2020 and posted career bests in tackles (121), sacks (three) and interceptions (three), the only player in the NFL to register 100-plus tackles, three-plus sacks and three-plus INTs in 2020.
- >> Entered the league as an undrafted free agent with the Minnesota Vikings on May 1, 2017.

2023 SEASON: Played in all 17 games, recording 20 tackles (nine solo) and a QB hit on defense...Led the team with 11 special teams tackles...Appeared in both postseason contests, recording five tackles (four solo) on defense and a tackle and a fumble recovery on special teams...**At Chicago (Sept. 10):** Played 43 snaps on defense and 19 on special teams. Recorded two tackles on defense (both assisted) and one tackle on special teams that pinned Chicago at its 11-yard line on a kickoff...**Vs. Detroit (Sept. 28):** Appeared on 10 defensive snaps and 21 special teams snaps, recording three tackles (two solo) on defense and two tackles on special teams...**At Las Vegas (Oct. 9):** Played 43 snaps on defense, replacing injured LB Quay Walker (knee), who got hurt in the second quarter. Recorded seven tackles (three solo) and a quarterback hit. Also logged 20 snaps on special teams, recording an assisted tackle...**At Pittsburgh (Nov. 12):** Played a team-high 24 snaps on special teams, recording a tackle when he helped LB Kristian Welch stop RB Anthony McFarland Jr. at the Pittsburgh 22 on a kickoff return in the third quarter...**At N.Y. Giants (Dec. 11):** Played one snap on defense and a team-high 22 snaps on special teams. On a fourth-and-1 in the second quarter, stopped RB Saquon Barkley for no gain at the Giants' 49 to force a turnover on downs...**At Minnesota (Dec. 31):** Played 37 snaps on defense, replacing LB Isaiah McDuffie (concussion) after he got hurt in the second quarter. Recorded four tackles (one solo) on defense. Also logged 17 snaps on special teams and tied for the team high with two tackles, both on kickoff coverage...**At Dallas (NFC Wild Card, Jan. 14):** Played 20 snaps on defense, recording five tackles (four solo). Also appeared on 19 special teams snaps, making one tackle on kickoff coverage...**At San Francisco (NFC Divisional, Jan. 20):** Played one snap on defense and a team-high 19 on special teams, recording a fumble recovery on special teams. Recovered CB Keisean Nixon's fumble at the end of his 73-yard kickoff return in the third quarter to help set up Green Bay on the San Francisco 20 and score four plays later.

AT A GLANCE ...



- In his first seven seasons in the NFL, appeared in 108 regular-season games with 27 starts for the Minnesota Vikings (2017-20), Philadelphia Eagles (2021), Houston Texans (2021) and Packers (2022-23), recording 278 tackles (147 solo), nine sacks, four interceptions, nine passes defended, two forced fumbles and three fumble recoveries.
- Has played in six postseason contests with two starts, recording 13 tackles (five solo), a QB hit and two special teams tackles.
- Ranks No. 4 in the NFL with 24 special teams tackles over the past two seasons (2022-23), per TruMedia.
- Posted 50 special teams tackles from 2017-23, tied for No. 7 in the NFL among linebackers over that span (TruMedia).
- Started a career-high 15 games for the Vikings in 2020 and posted career bests in tackles (121), sacks (three) and INTs (three), the only player in the NFL to register 100-plus tackles, three-plus sacks and three-plus INTs in 2020.

2022: Played in the final 13 games for the Packers, tying for No. 1 on the team with a career-high 13 tackles on special teams...According to TruMedia, 12 of his 13 tackles came on kickoff coverage, No. 1 on the team and tied for No. 3 in the NFL...Added four tackles (two solo) and a sack on defense... Was signed by Green Bay off the Saints' practice squad on Oct. 4...**Vs. N.Y. Jets (Oct. 16):** Appeared on 17 special teams snaps and forced a 6-yard punt early in the second quarter after getting a piece of P Braden Mann's punt...**At Buffalo (Oct. 30):** Saw his most significant action on defense as a Packer with LBs Walker (ejected) and De'Vondre Campbell (knee) out of the game. Played 23 snaps and recorded three tackles (two solo) and a sack, pushing QB Josh Allen out of bounds for a 2-yard loss with 17 seconds left in the first half. Also added a tackle on special teams...**At Detroit (Nov. 6):** Led the team with a career-high three tackles on special teams...**At Chicago (Dec. 4):** Registered a team-high two special teams tackles...**Vs. Detroit (Jan. 8):** Tied for the team lead with two tackles on special teams.

2021: Started the season with the Eagles, appearing in seven games with two starts before being released... Went on to play in seven games for the Texans, where he played mostly on special teams... For the season, totaled 44 tackles (19 solo), a tackle for a loss, a QB hit and an INT... Added two tackles on special teams...**At Atlanta (Sept. 12):** Started the season opener and played 61 snaps, tying for the team lead with eight tackles (two solo)...**Vs. San Francisco (Sept. 19):** Appeared on 48 snaps on defense and posted 10 tackles (five solo), including four third-down stops with three of them preventing a first down...**Vs. Kansas City (Oct. 3):** Started and played 49 snaps, leading the Eagles with a season-high 11 tackles (six solo) along with a QB hit and an INT. Picked off a QB Patrick Mahomes pass intended for TE Travis Kelce over the middle in the third quarter, returning the interception 7 yards to the Kansas City 49.

2020: Played in all 16 games with a career-high 15 starts... Led the Vikings with a career-best 121 tackles, also setting career highs for solo tackles (62), sacks (three), tackles for a loss (eight), QB hits (nine), INTs (three), passes defended (eight), forced fumbles (one) and fumble recoveries (two)... Was the only player in the NFL to register 100-plus tackles, three-plus sacks

VETERANS

COMMUNITY

ADMIN. & COACHES

ER. WILSON

DRAFT & FREE AGENTS

2023 REVIEW

RECORDS & HISTORY

LAMBEAU FIELD

MISC.

and three-plus INTs on the season and the first Viking to hit all of those marks in a season since LB Chad Greenway in 2013...

At Indianapolis (Sept. 20): Recorded seven tackles (five solo), a tackle for a loss and an INT along with a tackle on special teams. Picked off a QB Phillip Rivers pass on the opening play of the second quarter in the red zone after it was tipped by S Harrison Smith...**Vs. Tennessee (Sept. 27):** Posted seven tackles (four solo) and a sack, bringing down WR Adam Humphries for no gain as he was attempting a pass late in the fourth quarter...**At Seattle (Oct. 11):** Posted six tackles (four solo), a sack, two tackles for a loss, a season-high three QB hits and an INT, picking off a QB Russell Wilson pass intended for RB Chris Carson and returning it 7 yards to midfield with 5:45 left in the game...**At Green Bay (Nov. 1):** Tallied four tackles (two solo) and a fumble recovery, scooping up a QB Aaron Rodgers fumble on the final play of the game after he was sacked by DL D.J. Wonnum and returning it 4 yards to the Minnesota 28 to seal the win...**Vs. Detroit (Nov. 8):** Led the team with a career-high 13 tackles (eight solo), a half-sack and an INT, picking off a QB Matthew Stafford pass intended for TE T.J. Hockenson late in the third quarter and returning it 16 yards to the Minnesota 28...**Vs. Chicago (Dec. 20):** Played all 64 defensive snaps, leading the team with 11 tackles (five solo), a tackle for a loss and a pass defended...**At Detroit (Jan. 3):** Recorded seven tackles (four solo) and two tackles for a loss, bringing down RB D'Andre Swift for a pair of 1-yard losses on runs.

2019: Appeared in all 16 games with six starts and finished with 57 tackles (32 solo), three sacks, six tackles for a loss and five QB hits...Added five tackles and a fumble recovery on special teams...Also started both postseason contests, recording 13 tackles (nine solo) and a QB hit...**Vs. Oakland (Sept. 22):** Played all 59 snaps, posting 11 tackles (seven solo) and a career-high two sacks. Both of his sacks of QB Derek Carr came on third down, the first one forcing a punt in the first quarter and the second one forcing a 51-yard FG attempt by K Daniel Carlson midway through the fourth quarter that hit the right upright...**Vs. Denver (Nov. 17):** Registered four tackles (three solo), including a stop of RB Phillip Lindsay for a 1-yard loss midway through the second quarter. Recovered a fumble on a muffed punt return by CB Mike Hughes early in the fourth quarter, retaining the ball for Minnesota at its own 38...**Vs. Chicago (Dec. 29):** Played all 75 snaps and led the team with a season-high 12 tackles (seven solo), a sack and two tackles for a loss. Sacked QB Mitchell Trubisky for an 8-yard loss midway through the second quarter and brought down RB Tarik Cohen for a 2-yard loss on a run up the middle two plays later...**At San Francisco (NFC Divisional, Jan. 20):** Started and played 41 snaps, leading the team and setting his postseason career high with 10 tackles (seven solo) and a QB hit.

2018: Appeared in all 16 games with four starts and finished with 32 tackles (23 solo), four tackles for a loss, five QB hits and 10 special teams tackles...**At Chicago (Nov. 18):** Started and played 57 snaps, recording seven tackles (five solo), a sack and two QB hits. Brought down Trubisky for a 5-yard loss midway through the first quarter...**At Detroit (Dec. 23):** Started and

played 72 of 75 snaps, posting seven tackles (six solo), a sack and a season-high three QB hits while adding two special teams tackles. Sacked Stafford for an 8-yard loss on fourth down with 6:30 left in the game...**Vs. Chicago (Dec. 30):** Started and played 67 of 68 defensive snaps, pacing the team with a season-high nine tackles (five solo) and a tackle on special teams.

2017: Appeared in all 16 games, recording eight tackles and a forced fumble on special teams...Also played in both playoff contests, posting a tackle on special teams...**At Pittsburgh (Sept. 17):** Posted a season-best two special teams tackles, including a stop of WR JuJu Smith-Schuster at the Pittsburgh 15 on a third-quarter kickoff return...**Vs. Cincinnati (Dec. 17):** Tied his season high with two tackles on special teams and forced WR Alex Erickson to fumble on a second-quarter punt return that Erickson recovered...**2017 Draft:** Signed with the Vikings as an undrafted free agent on May 1.

COLLEGE: Played in 38 games with 24 starts in his three seasons with the Bearcats, recording 265 tackles (129 solo), 14½ tackles for loss, three sacks, four passes defended, three forced fumbles and seven fumble recoveries...Transferred to Cincinnati after redshirting at Northwestern in 2012...Earned his degree in sports management...**2016:** Earned first-team All-American Athletic Conference honors and was the Claude Rust Award winner as the team's MVP...Finished with a team-high 129 tackles (60 solo), 7½ tackles for a loss, three sacks, a forced fumble, two fumble recoveries and a pass defended...Registered a team-high 15 tackles (solo), two sacks, three tackles for a loss and a pass defended in the season opener vs. UT Martin (Sept. 1)...**2015:** Played in 13 games with 12 starts and earned second-team All-AAC honors after recording a team-best 106 tackles (51 solo), 3½ tackles for a loss, a forced fumble, two fumble recoveries, two QB hits and two passes defended...Posted a career-high 18 tackles (nine solo) and a pass defended vs. Miami of Ohio (Sept. 19)...**2014:** Appeared in all 13 games and totaled 30 tackles (18 solo), 3½ tackles for a loss, a forced fumble, three fumble recoveries (tied for No. 2 on the team) and two QB hits...Recovered his first career fumble vs. Toledo (Sept. 12) and added two tackles (one solo) in his Bearcat debut...Jumped on a muffed punt in the end zone for a touchdown midway through the second quarter to go along with four tackles (three solo) and a tackle for a loss at Tulane (Oct. 31)...**2013:** Joined the Bearcats in August and sat out the 2013 season due to NCAA transfer regulations after redshirting at Northwestern in 2012.

PERSONAL: Name Eric André Wilson... Born in Cleveland, Ohio...**High school:** Earned all-state (at WR), all-conference and all-metro honors at Lee M. Thurston High School (Redford, Mich.)...Recorded 64 tackles and four sacks as a senior...Played both sides of the ball (WR) and was named team MVP...Was part of a Thurston team that won four consecutive conference titles and was the 2010 district champion...Earned All-Midwest recognition from *SuperPrep*...Lettered three years in football, one year in basketball and four years in track, winning a state title in the long jump in 2012...Captained both the football and track teams.

NFL debut: vs. New Orleans, 9/11/17

First start: vs. Detroit, 11/4/18

First sack: at Chicago, 11/18/18 (M.Trubisky)

First interception: at Indianapolis, 9/20/20 (P.Rivers)

CAREER TRANSACTIONS

- 2017 Signed by Minnesota Vikings as undrafted free agent, May 1.
- 2020 Re-signed by Vikings as restricted free agent, May 8.
- 2021 Signed by Philadelphia Eagles as unrestricted free agent, April 14...Waived by Eagles, Nov. 3...Claimed off waivers by Houston Texans, Nov. 4...Placed on reserve/COVID-19, Dec. 22...Activated off reserve/COVID-19, Dec. 29.
- 2022 Signed by New Orleans Saints as free agent, May 16...Released by Saints, Aug. 30...Signed by Saints to practice squad, Aug. 31...Signed to Green Bay Packers' active roster from Saints' practice squad, Oct. 4.
- 2023 Re-signed by Packers as unrestricted free agent, March 27.
- 2024 Re-signed by Packers as unrestricted free agent, March 22.

ERIC WILSON'S NFL REGULAR-SEASON DEFENSIVE STATISTICS

YEAR	TEAM	TACKLES													INTERCEPTIONS								ST			MISC	
		GP	GS	TK	S	A	TFL	YDS	SK	YDS	QBH	NO	YDS	LG	TD	PD	FF	FR	TD	YDS	TK	S	A	FF	FR	S	A
2017	Vikings	16	0	0	0	0	0	0	0.0	0.0	0	0	0	0	0	0	0	0	0	8	5	3	1	0	0	0	0
2018	Vikings	16	4	32	23	9	4	18	2.0	13.0	5	0	0	0	0	0	0	0	0	10	8	2	0	0	0	0	0
2019	Vikings	16	6	57	32	25	6	28	3.0	24.0	5	0	0	0	0	0	0	0	0	5	4	1	0	1	0	0	0
2020	Vikings	16	15	121	62	59	8	36	3.0	14.5	9	3	23	16	0	8	1	2	0	7	1	0	1	0	0	0	0
2021	Eagles	7	2	43	18	25	1	3	0.0	0.0	1	1	7	7	0	1	0	0	0	0	0	0	0	0	0	0	0
2021	Texans	7	0	1	1	0	0	0.0	0.0	0.0	0	0	0	0	0	0	0	0	0	2	1	1	0	0	0	0	0
2021	TOTAL	14	2	44	19	25	1	3	0.0	0.0	1	1	7	7	0	1	0	0	0	2	1	1	0	0	0	0	0
2022	Packers	13	0	4	2	2	1	2	1.0	2.0	0	0	0	0	0	0	0	0	0	13	7	6	0	0	0	0	0
2023	Packers	17	0	20	9	11	0	0	0.0	0.0	1	0	0	0	0	0	0	0	0	11	7	4	0	0	0	0	0
NFL TOTALS		108	27	278	147	131	20	87	9.0	53.5	21	4	30	16	0	9	1	2	0	7	50	32	18	1	1	0	0

ERIC WILSON'S NFL POSTSEASON DEFENSIVE STATISTICS

YEAR	TEAM	TACKLES													INTERCEPTIONS								ST			MISC		
		GP	GS	TK	S	A	TFL	YDS	SK	YDS	QBH	NO	YDS	LG	TD	PD	FF	FR	TD	YDS	TK	S	A	FF	FR	S	A	
2017	Vikings	2	0	0	0	0	0	0	0.0	0.0	0	0	0	0	0	0	0	0	0	1	0	1	0	0	0	0	0	0
2019	Vikings	2	2	13	9	4	0	0	0.0	0.0	1	0	0	0	0	0	0	0	0	0	0	0	0	0	0	0	0	0
2023	Packers	2	0	5	4	1	0	0	0.0	0.0	0	0	0	0	0	0	0	0	0	0	1	1	0	0	1	0	0	0
NFL TOTALS		6	2	18	13	5	0	0	0.0	0.0	1	0	0	0	0	0	0	0	0	2	1	1	0	1	0	0	0	

SINGLE-GAME HIGHS: DEFENSIVE

Total Tackles	13 vs. Detroit Lions, Nov 08, 2020 12 vs. Chicago Bears, Dec 29, 2019	Interceptions	1 vs. Kansas City Chiefs, Oct 03, 2021 1 vs. Detroit Lions, Nov 08, 2020 ...2 more at 1.
Solo Tackles	8 vs. Detroit Lions, Nov 08, 2020 7 vs. Chicago Bears, Dec 29, 2019 ...1 more at 7.	Interception Return Yards	16 vs. Detroit Lions, Nov 08, 2020 7 vs. Kansas City Chiefs, Oct 03, 2021 ...1 more at 7.
Sacks	2 vs. Oakland Raiders, Sep 22, 2019 1.0 at Buffalo Bills, Oct 30, 2022 ...5 more at 1.0.	Special Teams Tackles	3 at Detroit Lions, Nov 06, 2022 2 at Minnesota Vikings, Dec 31, 2023 ...8 more at 2.
Passes Defensed	2 at New Orleans Saints, Dec 25, 2020 1 vs. Kansas City Chiefs, Oct 03, 2021 ...6 more at 1.	Special Teams Forced Fumbles	1 vs. Cincinnati Bengals, Dec 17, 2017
Forced Fumbles	1 vs. Green Bay Packers, Sep 13, 2020	Special Teams Fumble Recoveries	1 vs. Denver Broncos, Nov 17, 2019
Fumble Recoveries	1 at Green Bay Packers, Nov 01, 2020 1 vs. Atlanta Falcons, Oct 18, 2020	Longest Opp Fumble Return	4 at Green Bay Packers, Nov 01, 2020 3 vs. Atlanta Falcons, Oct 18, 2020
Tackles For Loss	3 at Detroit Lions, Dec 23, 2018 2 at Detroit Lions, Jan 03, 2021 ...3 more at 2.		

2023 GYG REGULAR SEASON (PACKERS)

DATE	OPPONENT	P/S	TK	S	A	SK	YDS	INT	PD	FF	FR
09/10	at Bears	P	2	0	2	0.0	0.0	0	0	0	0
09/17	at Falcons	P	0	0	0	0.0	0.0	0	0	0	0
09/24	Saints	P	1	1	0	0.0	0.0	0	0	0	0
09/28	Lions	P	3	2	1	0.0	0.0	0	0	0	0
10/09	at Raiders	P	7	3	4	0.0	0.0	0	0	0	0
10/22	at Broncos	P	1	0	1	0.0	0.0	0	0	0	0
10/29	Vikings	P	0	0	0	0.0	0.0	0	0	0	0
11/05	Rams	P	1	1	0	0.0	0.0	0	0	0	0
11/12	at Steelers	P	0	0	0	0.0	0.0	0	0	0	0
11/19	Chargers	P	0	0	0	0.0	0.0	0	0	0	0
11/23	at Lions	P	0	0	0	0.0	0.0	0	0	0	0
12/03	Chiefs	P	0	0	0	0.0	0.0	0	0	0	0
12/11	at Giants	P	1	1	0	0.0	0.0	0	0	0	0
12/17	Buccaneers	P	0	0	0	0.0	0.0	0	0	0	0
12/24	at Panthers	P	0	0	0	0.0	0.0	0	0	0	0
12/31	at Vikings	P	4	1	3	0.0	0.0	0	0	0	0
01/07	Bears	P	0	0	0	0.0	0.0	0	0	0	0
2023 TOTALS	17-0		20	9	11	0.0	0.0	0	0	0	0

2022 GYG REGULAR SEASON (SAINTS/PACKERS)

DATE	OPPONENT	P/S	TK	S	A	SK	YDS	INT	PD	FF	FR
09/11	at Falcons										PRACTICE SQUAD
09/18	Buccaneers										PRACTICE SQUAD
09/25	at Panthers										PRACTICE SQUAD
10/02	Vikings										PRACTICE SQUAD
10/09	Giants	P	0	0	0	0.0	0.0	0	0	0	0
10/16	Jets	P	0	0	0	0.0	0.0	0	0	0	0
10/23	at Commanders	P	0	0	0	0.0	0.0	0	0	0	0
10/30	at Bills	P	3	2	1	1.0	2.0	0	0	0	0
11/06	at Lions	P	0	0	0	0.0	0.0	0	0	0	0
11/13	Cowboys	P	0	0	0	0.0	0.0	0	0	0	0
11/17	Titans	P	0	0	0	0.0	0.0	0	0	0	0
11/27	at Eagles	P	0	0	0	0.0	0.0	0	0	0	0
12/04	at Bears	P	0	0	0	0.0	0.0	0	0	0	0
12/19	Rams	P	0	0	0	0.0	0.0	0	0	0	0
12/25	at Dolphins	P	0	0	0	0.0	0.0	0	0	0	0
01/01	Vikings	P	1	0	1	0.0	0.0	0	0	0	0
01/08	Lions	P	0	0	0	0.0	0.0	0	0	0	0
2022 TOTALS	13-0		4	2	2	1.0	2.0	0	0	0	0

2023 GYG POSTSEASON (PACKERS)

DATE	OPPONENT	P/S	TK	S	A	SK	YDS	INT	PD	FF	FR
01/14	at Cowboys	P	5	4	1	0.0	0.0	0	0	0	0
01/20	at 49ers	P	0	0	0	0.0	0.0	0	0	0	0
2023 TOTALS	2-0		5	4	1	0.0	0.0	0	0	0	0

GREEN BAY PACKERS – MOST SPECIAL TEAMS TACKLES, SEASON

35	John Dorsey	1984	24	Mike C. McCoy	1976	22	Steve Wagner	1979
34	Guy Prather	1981	23	Steve Wagner	1977		Mike Jolly	1980
30	John Dorsey	1985		Steve Wagner	1978		Jim Laughlin	1983
29	Randy Scott	1981		Guy Prather	1982		Cliff Lewis	1984
	Cliff Lewis	1983		Burnell Dent	1989		Jackie Harris	1990
26	Guy Prather	1984		Marviel Underwood	2005		Paris Lenon	2002
25	Jason Hunter	2007					Brady Poppinga	2005
							Desmond Bishop	2009

since 1976



COLBY WOODEN 96

DEFENSIVE LINEMAN
Auburn

Second NFL Season
Second Packers Season

Ht: 6-4 » Wt: 273 » Born: December 21, 2000 » NFL Games Played/Started: 17/0 » Acquired: 04-23

PRO HIGHLIGHTS:

- ▶ Played in all 17 regular-season games as a rookie and registered 17 tackles (10 solo), a half-sack, a tackle for a loss and two QB hits.
- ▶ Appeared in both 2023 postseason contests, recording three tackles (one solo) and a QB hit on defense while adding a blocked field goal on special teams.
- ▶ Blocked a 48-yard field-goal attempt by K Jake Moody at the end of the first half of the Divisional Playoff at San Francisco, the first blocked field goal by a Packer in the postseason since DL Datone Jones vs. Dallas on Jan. 11, 2015.
- ▶ Was one of four Packers defensive rookies to play in all 19 games (including postseason) during the 2023 season.
- ▶ Selected by the Packers in the fourth round (No. 116 overall) of the 2023 NFL Draft, the fifth defensive lineman to be drafted by Green Bay out of Auburn in team history.

2023 SEASON: Played in all 17 games and registered 17 tackles (10 solo), a half-sack, a tackle for a loss and two QB hits...Appeared in both postseason contests, recording three tackles (one solo) and a QB hit on defense while adding a blocked field goal on special teams...**At Chicago (Sept. 10):** Recorded a solo tackle in his NFL debut...**Vs. Detroit (Sept. 28):** Registered a career-high four tackles (two solo), his first career tackle for a loss and his first career QB hit. Tackled RB David Montgomery for a loss of 2 yards, forcing third-and-long and a timeout by Detroit in the fourth quarter...**Vs. L.A. Rams (Nov. 5):** His lone tackle of the game came on fourth-and-2 when he stopped RB Royce Freeman for no gain and forced a turnover on downs by the Rams in the fourth quarter...**At Minnesota (Dec. 31):** Posted an assisted tackle, a half-sack and a QB hit. Split his first career sack with LB Isaiah McDuffie when they took down QB Jaren Hall for a loss of 10 yards in the second quarter to help hold the Vikings to a field goal two plays later...**Vs. Chicago (Jan. 7):** Recorded a solo tackle when he stopped RB Khalil Herbert for no gain on second-and-7 on the final play of the third quarter...**At Dallas (NFC Wild Card, Jan. 14):** Registered three tackles (one solo) in his first career playoff game...**At San Francisco (NFC Divisional, Jan. 20):** Recorded a QB hit on an incomplete pass by QB Brock Purdy intended for RB Christian McCaffrey late in the third quarter. Blocked a 48-yard field-goal attempt by K Jake Moody at the end of the first half, the first blocked FG by a Packer in the postseason since Jones vs. Dallas on Jan. 11, 2015...**2023 Draft:** Selected by the Packers in the fourth round with the No. 116 overall selection.

COLLEGE: Played in 40 games with 36 starts in four seasons with the Tigers, finishing his career with 152 tackles (91 solo), 30 tackles for a loss, 15 sacks, 23 QB hurries, six passes defended, three forced fumbles and three fumble recoveries... Majored in marketing...**2022:** Started all 12 games and earned third-team All-SEC honors from *Phil Steele's College Football* after recording career highs in sacks (six), tackles for a loss (11½) and QB hits (10)...Led the team in QB hits and ranked No. 2 on the Tigers in both sacks and tackles for a loss... Finished with 45 tackles (36 solo), a team-high three forced

AT A GLANCE ...



- Played in all 17 regular-season games as a rookie and registered 17 tackles (10 solo), a half-sack, a tackle for a loss and two QB hits.
- Appeared in both 2023 postseason contests, recording three tackles (one solo) and a QB hit on defense and adding a blocked field goal on special teams.
- Appeared in 40 games with 36 starts in four seasons with Auburn, finishing his career with 152 tackles (91 solo), 30 tackles for a loss, 15 sacks, 23 QB hurries, six passes defended, three forced fumbles and three fumble recoveries.
- Earned first-team all-state honors at Archer High School (Lawrenceville, Ga.), where he helped the Tigers advance to the Class 7A state semifinals.

fumbles, a team-best two fumble recoveries and a career-high three passes defended...Posted four tackles (three solo) and a sack, bringing down QB Brady Cook for a 12-yard loss on the opening drive on third down to force a punt vs. Missouri (Sept. 24)...Recorded five tackles (all solo), two tackles for a loss and a sack vs. LSU (Oct. 1)...Sacked QB Jayden Daniels for a 6-yard loss on a third down in the first quarter to force a punt and also stopped Daniels for a 4-yard loss on a second-quarter run...Registered five tackles (three solo), a sack and a fumble recovery at Georgia (Oct. 8)...Brought down QB Stetson Bennett for a loss of 9 yards on third down on the opening drive of the second half, forcing a fumble that he recovered at the Georgia 19 to set up a field goal...Posted a season-best eight tackles (seven solo), two tackles for a loss and a sack vs. Arkansas (Oct. 29)...Recorded four tackles (three solo), a sack and a fumble recovery at Mississippi State (Nov. 5)...Recovered a QB Will Rogers fumble that was forced by LB Derick Hall late in the first half and later sacked Rogers for an 8-yard loss in the third quarter...Sacked QB Conner Weigman in the fourth quarter for a 10-yard loss vs. Texas A&M (Nov. 12), forcing a fumble that was recovered by the Tigers at the A&M 32 that set up a FG to put Auburn up, 13-3...**2021:** Started all 13 games and earned All-SEC honorable mention from Pro Football Focus after posting a career-high 61 tackles (34 solo) along with five sacks and 8½ tackles for a loss...Ranked No. 3 on the team in sacks and No. 4 in tackles and tackles for a loss...Blocked a 20-yard field goal in the second quarter vs. Alabama State (Sept. 11), one that was recovered by CB Nehemiah Pritchett and returned 80 yards for a TD...Also recovered a QB Ryan Nettles fumble in the third quarter to give the Tigers the ball at their own 49...Recorded four tackles (three solo) and a career-high two sacks at Arkansas (Oct. 16)...Brought down QB KJ Jefferson for a 7-yard loss late in the first half and again for a 6-yard loss midway through the third quarter...Led the team with a career-high 11 tackles (eight solo) vs. Alabama (Nov. 27) and added a sack when he brought down QB Bryce Young for a 2-yard loss early in the second quarter...**2020:** Started all 11 games he appeared in as a redshirt freshman, finishing with 42 tackles (19 solo), four sacks, 9½ tackles for a loss, six QB hits and a pass defended...Was named to the SEC All-Freshman team after leading the team and finishing No. 3 in the conference in tackles for a loss...Matched his season best with six tackles (five solo) with two tackles for a loss and a sack vs. Arkansas (Oct. 10), bringing down QB Feleipe Franks for a 1-yard loss on

VETERANS

COMMUNITY

ADMIN. & COACHES

WOODEN

DRAFT & FREE AGENTS

2023 REVIEW

RECORDS & HISTORY

LAMBEAU FIELD

MISC.

the opening drive of the game for his first career sack as he forced a three-and-out...Matched his season high for the third straight week with six tackles (two solo) and two tackles for a loss at South Carolina (Oct. 17), including a stop of QB Collin Hill for a 3-yard loss on a first-and-goal run...Posted a season-high 1½ sacks vs. Tennessee (Nov. 21), including a 5-yard sack of QB Jarrett Guarantano on a third-and-4 early in the fourth quarter that forced the Volunteers to settle for a 37-yard FG attempt that they missed on the next play...**2019:** Appeared in three games as a true freshman, recording four tackles (two solo) and a shared tackle for a loss...Was sidelined for much of the season due to mononucleosis...Made his collegiate debut vs. Kent State (Sept. 14), helping to bring down RB Joachim Bangda for a 1-yard loss on a run midway through the fourth quarter.

PERSONAL: Given name Colby Wooden...Born in New Orleans, La. ...His younger brother, Caleb, plays safety at Auburn...His father, Irvin, played linebacker at Louisiana Tech...**High school:** Earned first-team all-state honors at Archer High School (Lawrenceville, Ga.), where he helped the Tigers advance to the Class 7A state semifinals...Was named the GHSA Region 8-AAAAA Defensive Player of the Year by the *Atlanta Journal-Constitution* as a senior...Earned all-county and all-region recognition as a senior...Also played basketball for two seasons...**Community involvement:** Visited with students at the Wisconsin Challenge Academy in Fort McCoy, Wis., in October 2023.

NFL debut: at Chicago, 9/10/23
First NFL sack: at Minnesota, 12/31/23 (½, J.Hall)

CAREER TRANSACTIONS
 ■ 2023 Selected by the Packers in the fourth round (116th overall) of the '23 NFL Draft, April 29...Signed first contract, May 5.

COLBY WOODEN'S NFL REGULAR-SEASON DEFENSIVE STATISTICS

YEAR	TEAM	GP	GS	TACKLES							INTERCEPTIONS							ST				MISC					
				TK	S	A	TFL	YDS	SK	YDS	QBH	NO	YDS	LG	TD	PD	FF	FR	TD	YDS	TK	S	A	FF	FR	S	A
2023	Packers	17	0	17	10	7	1	2	0.5	5.0	2	0	0	0	0	0	0	0	0	0	0	0	0	0	0	0	0
NFL TOTALS		17	0	17	10	7	1	2	0.5	5.0	2	0	0	0	0	0	0	0	0	0	0	0	0	0	0	0	

COLBY WOODEN'S NFL POSTSEASON DEFENSIVE STATISTICS

YEAR	TEAM	GP	GS	TACKLES							INTERCEPTIONS							ST				MISC				
				TK	S	A	TFL	YDS	SK	YDS	QBH	NO	YDS	LG	TD	PD	FF	FR	TD	YDS	TK	S	A	FF	FR	S
2023	Packers	2	0	3	1	2	0	0	0.0	0.0	1	0	0	0	0	0	0	0	0	0	0	0	0	0	0	0
NFL TOTALS		2	0	3	1	2	0	0	0.0	0.0	1	0	0	0	0	0	0	0	0	0	0	0	0	0	0	

SINGLE-GAME HIGHS: DEFENSIVE

Total Tackles 4 vs. Detroit Lions, Sep 28, 2023
 3 at Denver Broncos, Oct 22, 2023
Solo Tackles 2 at New York Giants, Dec 11, 2023
 2 at Denver Broncos, Oct 22, 2023
 ...1 more at 2.

Tackles For Loss 1 vs. Detroit Lions, Sep 28, 2023

2023 GXG REGULAR SEASON (PACKERS)

DATE	OPPONENT	P/S	TK	S	A	SK	YDS	INT	PD	FF	FR
09/10	at Bears	P	1	1	0	0.0	0.0	0	0	0	0
09/17	at Falcons	P	0	0	0	0.0	0.0	0	0	0	0
09/24	Saints	P	0	0	0	0.0	0.0	0	0	0	0
09/28	Lions	P	4	2	2	0.0	0.0	0	0	0	0
10/09	at Raiders	P	1	0	1	0.0	0.0	0	0	0	0
10/22	at Broncos	P	3	2	1	0.0	0.0	0	0	0	0
10/29	Vikings	P	1	0	1	0.0	0.0	0	0	0	0
11/05	Rams	P	1	1	0	0.0	0.0	0	0	0	0
11/12	at Steelers	P	0	0	0	0.0	0.0	0	0	0	0
11/19	Chargers	P	0	0	0	0.0	0.0	0	0	0	0
11/23	at Lions	P	0	0	0	0.0	0.0	0	0	0	0
12/03	Chiefs	P	0	0	0	0.0	0.0	0	0	0	0
12/11	at Giants	P	2	2	0	0.0	0.0	0	0	0	0
12/17	Buccaneers	P	1	1	0	0.0	0.0	0	0	0	0
12/24	at Panthers	P	1	0	1	0.0	0.0	0	0	0	0
12/31	at Vikings	P	1	0	1	0.5	5.0	0	0	0	0
01/07	Bears	P	1	1	0	0.0	0.0	0	0	0	0
2023 TOTALS		17-0	17	10	7	0.5	5.0	0	0	0	0

2023 GXG POSTSEASON (PACKERS)

DATE	OPPONENT	P/S	TK	S	A	SK	YDS	INT	PD	FF	FR
01/14	at Cowboys	P	3	1	2	0.0	0.0	0	0	0	0
01/20	at 49ers	P	0	0	0	0.0	0.0	0	0	0	0
2023 TOTALS		2-0	3	1	2	0.0	0.0	0	0	0	0



DEVONTE WYATT 95

DEFENSIVE LINEMAN
Georgia

Third NFL Season
Third Packers Season

Ht: 6-3 » Wt: 304 » Born: March 31, 1998 » NFL Games Played/Started: 33/5 » Acquired: D1b-22

PRO HIGHLIGHTS:

- ▶ Played in all 17 games with five starts in 2023 and recorded a career-high 36 tackles (18 solo), 5½ sacks (No. 4 on the team), six tackles for a loss (tied for No. 4 on the team), 11 QB hits (No. 4 on the team) and a fumble recovery.
- ▶ Appeared in both 2023 postseason contests with one start and registered two tackles (both solo).
- ▶ Appeared in 16 games as a rookie (2022) and recorded 15 tackles (eight solo), 1½ sacks, three QB hits, a pass defended and a forced fumble.
- ▶ Was one of only two rookie defensive linemen (Dallas DE Sam Williams) to record at least one sack, one forced fumble and three QB hits in 2022 (Stathead.com).
- ▶ Selected by the Packers with the second of two picks in the first round (No. 28 overall), of the 2022 NFL Draft, teaming with LB Quay Walker (No. 22 overall) to mark the first time the Packers drafted two players in the first round from the same school.
- ▶ Was one of five defensive players from the University of Georgia (LB Travon Walker, No. 1, Jacksonville / DT Jordan Davis, No. 13, Philadelphia / DB Lewis Cine, No. 32, Minnesota) selected in the first round of the 2022 NFL Draft, the most defensive players from one school selected in the first round (since 1967).

2023 SEASON: Played in all 17 games with five starts and recorded a career-high 36 tackles (18 solo), 5½ sacks, six tackles for a loss, 11 QB hits and a fumble recovery...Tied for No. 4 on the team in tackles for a loss...Ranked No. 4 on the team in sacks and QB hits...Appeared in both postseason contests with one start and recorded two tackles (both solo)...
At Chicago (Sept. 10): Recorded three tackles (two solo), a career-best 1½ sacks and a career-high two tackles for a loss. Sacked QB Justin Fields for an 11-yard loss on first down that led to a three-and-out by Chicago. Split another sack with DL Kenny Clark, who forced a fumble by Fields on the play that was recovered by CB Rasul Douglas. Collected his second TFL when he brought down Fields for a 1-yard loss on a first-down rush in the fourth quarter...
Vs. Detroit (Sept. 28): Started and registered a career-high four tackles (three solo), a sack, two tackles for a loss (tied career high) and a QB hit. Sacked QB Jared Goff for a loss of 10 yards on third-and-long to force the Lions to punt in the fourth quarter. Also tackled RB David Montgomery for a loss of 4 yards on a second-and-goal play...
At Las Vegas (Oct. 9): Registered an assisted tackle when he teamed up with Clark on third-and-long to stop RB Ameer Abdullah short of the first down and the Raiders missed the field goal on fourth down...
At Denver (Oct. 22): Posted two tackles (one solo) before a knee injury suffered in the second quarter sidelined him for the remainder of the game. On third-and-long, held RB Jaleel McLaughlin to a 1-yard gain on a pass from QB Russell Wilson to force fourth down and hold Denver to a field goal on its first drive of the game...
Vs. Minnesota (Oct. 29): Finished with a solo tackle, a QB hit and his first career fumble recovery. Recovered a QB Jared Hill fumble at the Minnesota 15 in the fourth quarter that was forced by LB Preston Smith...
Vs. Kansas City (Dec. 3): Posted an assisted tackle, a half-sack and a QB hit. Helped Smith sack Patrick Mahomes for a

AT A GLANCE ...



- Set career marks for games played (17), games started (five), tackles (36), solo tackles (18), tackles for a loss (six, tied for No. 4 on the team), sacks (5½, No. 4 on the team) and QB hits (11, No. 4 on the team), and registered his first career fumble recovery in 2023.
- Appeared in 16 games as a rookie in 2022 and recorded 15 tackles (eight solo), 1½ sacks, three QB hits, a pass defended and a forced fumble.
- Was one of only two rookie defensive linemen (Dallas DE Sam Williams) to record at least one sack, one forced fumble and three QB hits in 2022 (Stathead.com).
- Earned second-team All-America honors from *The Associated Press*, first-team All-SEC recognition from the coaches and second-team AP All-SEC honors in 2021.
- Attended Towers High School (Decatur, Ga.) and earned Class 3A all-state honors as a senior in 2016 from the *Atlanta Journal-Constitution* and the Georgia Sportswriters Association.

loss of 5 yards on third-and-9 to hold the Chiefs to a field goal in the second quarter...
At N.Y. Giants (Dec. 11): Matched his career high with four tackles (all solo), including a tackle for a loss. Stopped RB Saquon Barkley for a 3-yard loss on a run up the middle late in the fourth quarter...
Vs. Tampa Bay (Dec. 17): Recorded three tackles (all solo), a sack and a QB hit. Sacked QB Baker Mayfield for no loss on a first-down play in the fourth quarter...
At Minnesota (Dec. 31): Registered two tackles (both assisted), a half-sack and two QB hits. Shared a sack of QB Nick Mullens with CB Keisean Nixon, taking down Mullens for a loss of 8 yards on the Vikings' first drive of the second half...
Vs. Chicago (Jan. 7): Started and posted a tackle (solo), a sack, a tackle for a loss and a QB hit. On the first play of the second quarter, sacked Fields for a loss of 8 yards on third-and-6 to force Chicago to punt on fourth down...
At San Francisco (NFC Divisional, Jan. 20): Started for the first time in the postseason, recording a solo tackle.

2022: Appeared in 16 games and was inactive for one contest with a quadriceps injury...Recorded 15 tackles (eight solo), 1½ sacks, three QB hits, a pass defended and a forced fumble...
At Minnesota (Sept. 11): Appeared on 12 snaps, recording an assisted tackle in his NFL debut...
At Washington (Oct. 23): Played 12 snaps and posted a season-high two tackles (both solo)...
At Detroit (Nov. 6): Appeared on 10 defensive snaps, matching his season high with two tackles (both assisted) along with a pass defended...
Vs. L.A. Rams (Dec. 19): Appeared on nine defensive snaps, tying his season high with two tackles (one solo) while adding a half-sack and a QB hit. Tackled RB Cam Akers for no gain on a first-down run early in the fourth quarter. Brought down Mayfield with the help of LB Justin Hollins on the next play for a 3-yard sack...
Vs. Minnesota (Jan. 1): Appeared on a season-high 34 defensive snaps, registering a solo tackle...
Vs. Detroit (Jan. 8): Appeared on 32 defensive snaps, posting a solo tackle, a sack, a QB hit and a forced fumble. Notched his first full career sack and first career forced fumble as he brought down Goff for a 5-yard loss midway through the second quarter...
2022 Draft: Selected by Green Bay with the second of two picks in the first round (No. 28 overall).

VETERANS

COMMUNITY

ADMIN. & COACHES

WYATT

DRAFT & FREE AGENTS

2023 REVIEW

RECORDS & HISTORY

LANEBAU FIELD

MISC.

COLLEGE: Played in 49 games with 25 starts in four years at Georgia, recording 113 tackles (49 solo), five sacks, 70 QB pressures, 12 tackles for a loss, three passes defended, two forced fumbles and two fumble recoveries...Led the team's interior defensive linemen in tackles each of his last three seasons...Majored in sociology...**2021:** Started all 14 games he played in and earned first-team All-SEC honors from the coaches and second-team recognition from *The Associated Press*...Registered 39 tackles (18 solo), seven tackles for a loss, 2½ sacks, 27 QB pressures, three passes defended, two forced fumbles, a fumble recovery and a blocked field goal...Was part of a Georgia defense that ranked No. 1 in the country in points allowed (10.2 ppg), the top mark posted since Alabama (8.2 ppg) in 2011...Helped the Bulldogs rank No. 2 in the nation in both overall defense (267.9 ypg) and run defense (78.9 ypg)...Part of a defense that allowed 10 or fewer points in nine games, including three shutouts...Named the SEC Defensive Lineman of the Week after posting a team-high six tackles (three solo), including 1½ sacks, and three QB pressures vs. Arkansas (Oct. 2)...Tallied three tackles (one solo) and a tackle for a loss, and blocked a third-quarter FG vs. Kentucky (Oct. 16)...**2020:** Started at defensive tackle in all 10 games and led the interior linemen with 25 tackles (12 solo)...Also registered two tackles for a loss, 14 QB pressures and a pass defended...Recorded multiple QB pressures in six contests...Totaled multiple tackles in seven games, including four-plus in three contests...Part of a Georgia defense that ranked No. 1 in the nation in rushing defense (72.3 ypg) and No. 12 in total defense (321.0 ypg)...Tallied two tackles (both assists) and two QB pressures at Alabama (Oct. 17)...Finished No. 3 on the team as he tied his career high with seven tackles (two solo) and a QB pressure at Kentucky (Oct. 31), with six of his seven tackles coming within 3 yards of the line of scrimmage...Posted four tackles (three solo) and was tied for No. 2 on the team with two QB pressures vs. Florida (Nov. 7)...Early in the second quarter, teamed with DL Malik Herring to bring down RB Malik Davis for no gain on first-and-10 from the Gators' 27-yard line and two plays later, CB Eric Stokes intercepted QB Kyle Trask, returning it 37 yards for a TD to put the Bulldogs up by seven points...**2019:** Played in 13 of 14 games, finishing with 30 tackles (11 solo), most among interior linemen, 1½ tackles for a loss, a sack, 27 QB pressures (No. 2 on the team) and a fumble recovery...Finished the season with 13 QB pressures over the final three games...Posted a QB

pressure in every game, including multiple pressures in seven contests...Tallied multiple tackles in 10 games...Posted three tackles (one solo) and a QB pressure and recovered a fumble by QB Riley Neal at the Vanderbilt 45 with just over five minutes to play in the game at Vanderbilt (Aug. 31)...Was tied for No. 5 on the team with four tackles (three solo) while also recording a sack and three QB pressures vs. LSU (SEC Championship, Dec. 7)...In the fourth quarter, took down QB Joe Burrow for a loss of 5 yards on third down to force a field goal...Matched his season high with a team-best five QB pressures while also contributing four tackles (one solo) vs. Baylor (Sugar Bowl, Jan. 1)...**2018:** Played in 12 of 14 games and finished with 19 tackles (eight solo), 1½ sacks, 1½ tackles for a loss and a pass defended...Enrolled at Georgia in January and participated in spring drills...Produced a career-high seven tackles (five solo), 1½ sacks, 1½ tackles for a loss, two QB pressures and a pass defended vs. Texas (Sugar Bowl, Jan. 1), leading the team in QB pressures and tying for No. 2 in tackles...Teamed with Herring on the last play of the first quarter to take down QB Sam Ehlinger for a loss of 5 yards on second down...Sacked Ehlinger again in the fourth quarter for a loss of 6 yards on third down to force a punt...**2017:** Played in 11 games for Hutchinson (Kan.) C.C., registering 30 tackles, 4½ tackles for loss, three sacks and a blocked extra point...Was ranked the No. 8 overall junior college prospect nationally, the No. 4 JUCO defensive tackle prospect and the No. 3 JUCO prospect from Georgia by 247Sports.com...Ranked as the No. 10 JUCO prospect nationally as a member of ESPN's JC50 and the No. 3 JUCO DT overall.

PERSONAL: Given name Devonte Malik Wyatt...Born in Decatur, Ga. ...**High school:** Attended Towers High School (Decatur, Ga.) and earned Class 3A all-state honors as a senior in 2016 from the *Atlanta Journal-Constitution* and the Georgia Sportswriters Association...Was a three-year letterman in football, appearing at defensive tackle and running back...Rated a four-star prospect by 247Sports.com...Ranked as the No. 17 defensive tackle nationally, No. 278 overall prospect nationally and the No. 27 prospect in Georgia...Was rated a three-star prospect by *PrepStar*, ESPN.com and Rivals.com...Also participated in wrestling and track and field...**Community involvement:** Visited with kids at Wisconsin Children's Hospital...Shopped with kids from the PALS Program at Meijer in Green Bay during the holidays.

NFL debut: at Minnesota, 9/11/22

First start: vs. New Orleans, 9/24/23

First NFL sack: vs. L.A. Rams, 12/19/22 (B.Mayfield)

CAREER TRANSACTIONS

- 2022 Selected by Green Bay Packers with the second of two picks in the first round (28th overall) of '22 NFL Draft, April 28... Signed first contract, May 6.

DEVONTE WYATT'S NFL REGULAR-SEASON DEFENSIVE STATISTICS

YEAR	TEAM	GP	GS	TACKLES							INTERCEPTIONS							ST				MISC					
				TK	S	A	TFL	YDS	SK	YDS	QBH	NO	YDS	LG	TD	PD	FF	FR	TD	YDS	TK	S	A	FF	FR	S	A
2022	Packers	16	0	15	8	7	0	0	1.5	6.5	3	0	0	0	0	1	1	0	0	0	0	0	0	0	0	0	0
2023	Packers	17	5	36	18	18	6	37	5.5	35.5	11	0	0	0	0	0	1	0	0	0	0	0	0	0	0	0	
NFL TOTALS		33	5	51	26	25	6	37	7.0	42.0	14	0	0	0	0	1	1	0	0	0	0	0	0	0	0	0	

DEVONTE WYATT'S NFL POSTSEASON DEFENSIVE STATISTICS

YEAR	TEAM	GP	GS	TACKLES							INTERCEPTIONS							ST				MISC				
				TK	S	A	TFL	YDS	SK	YDS	QBH	NO	YDS	LG	TD	PD	FF	FR	TD	YDS	TK	S	A	FF	FR	S
2023	Packers	2	1	2	2	0	0	0.0	0.0	0	0	0	0	0	0	0	0	0	0	0	0	0	0	0	0	0
NFL TOTALS		2	1	2	2	0	0	0.0	0.0	0	0	0	0	0	0	0	0	0	0	0	0	0	0	0	0	0

SINGLE-GAME HIGHS: DEFENSIVE

Total Tackles 4 at New York Giants, Dec 11, 2023
4 vs. Detroit Lions, Sep 28, 2023

Solo Tackles 4 at New York Giants, Dec 11, 2023
3 vs. Tampa Bay Buccaneers, Dec 17, 2023
...1 more at 3.

Sacks 1.5 at Chicago Bears, Sep 10, 2023
1.0 vs. Chicago Bears, Jan 07, 2024
...3 more at 1.0.

Passes Defensed 1 at Detroit Lions, Nov 06, 2022

Forced Fumbles 1 vs. Detroit Lions, Jan 08, 2023

Fumble Recoveries 1 vs. Minnesota Vikings, Oct 29, 2023

Tackles For Loss 2 vs. Detroit Lions, Sep 28, 2023
2 at Chicago Bears, Sep 10, 2023

2023 GXG REGULAR SEASON (PACKERS)

DATE OPPONENT	P/S	TK	S	A	SK	YDS	INT	PD	FF	FR
09/10 at Bears	P	3	2	1	1.5	11.0	0	0	0	0
09/17 at Falcons	P	3	0	3	0.0	0.0	0	0	0	0
09/24 Saints	S	2	1	1	0.0	0.0	0	0	0	0
09/28 Lions	S	4	3	1	0.0	10.0	0	0	0	0
10/09 at Raiders	P	1	0	1	0.0	0.0	0	0	0	0
10/22 at Broncos	P	2	1	1	0.0	0.0	0	0	0	0
10/29 Vikings	P	1	1	0	0.0	0.0	0	0	1	0
11/05 Rams	P	2	0	2	0.0	0.0	0	0	0	0
11/12 at Steelers	P	2	0	2	0.0	0.0	0	0	0	0
11/19 Chargers	P	1	1	0	0.0	0.0	0	0	0	0
11/23 at Lions	S	1	1	0	0.0	0.0	0	0	0	0
12/03 Chiefs	P	1	0	1	0.5	2.5	0	0	0	0
12/11 at Giants	P	4	4	0	0.0	0.0	0	0	0	0
12/17 Buccaneers	P	3	3	0	1.0	0.0	0	0	0	0
12/24 at Panthers	S	3	0	3	0.0	0.0	0	0	0	0
12/31 at Vikings	P	2	0	2	0.5	4.0	0	0	0	0
01/07 Bears	S	1	1	0	1.0	8.0	0	0	0	0
2023 TOTALS		17-5	36	18	5.5	35.5	0	0	0	1

2022 GXG REGULAR SEASON (PACKERS)

DATE OPPONENT	P/S	TK	S	A	SK	YDS	INT	PD	FF	FR
09/11 at Vikings	P	1	0	1	0.0	0.0	0	0	0	0
09/18 Bears	P	0	0	0	0.0	0.0	0	0	0	0
09/25 at Buccaneers	P	0	0	0	0.0	0.0	0	0	0	0
10/02 Patriots	P	1	1	0	0.0	0.0	0	0	0	0
10/09 Giants										
10/16 Jets	P	0	0	0	0.0	0.0	0	0	0	0
10/23 at Commanders	P	2	2	0	0.0	0.0	0	0	0	0
10/30 at Bills	P	0	0	0	0.0	0.0	0	0	0	0
11/06 at Lions	P	2	0	2	0.0	0.0	0	1	0	0
11/13 Cowboys	P	1	1	0	0.0	0.0	0	0	0	0
11/17 Titans	P	1	0	1	0.0	0.0	0	0	0	0
11/27 at Eagles	P	1	1	0	0.0	0.0	0	0	0	0
12/04 at Bears	P	1	0	1	0.0	0.0	0	0	0	0
12/19 Rams	P	2	1	0.5	1.5	0.0	0	0	0	0
12/25 at Dolphins	P	1	0	1	0.0	0.0	0	0	0	0
01/01 Vikings	P	1	1	0	0.0	0.0	0	0	0	0
01/08 Lions	P	1	1	0	1.0	5.0	0	0	1	0
2022 TOTALS		16-0	15	8	7.5	6.5	0	1	1	0

2023 GXG POSTSEASON (PACKERS)

DATE OPPONENT	P/S	TK	S	A	SK	YDS	INT	PD	FF	FR
01/14 at Cowboys	P	1	1	0	0.0	0.0	0	0	0	0
01/20 at 49ers	S	1	1	0	0.0	0.0	0	0	0	0
2023 TOTALS		2-1	2	2	0	0.0	0	0	0	0

ALL-TIME SACKS – PACKERS (1982-2023)

Matthews, C. 83.5	Wayne, N. 10.0	Greene, T. 4.0	Kirksey, C. 2.0	Marshall, T. 1.0
Gbaja-Biamila, K. 74.5	Bishop, D. 9.0	Harris, A. 4.0	Kuberski, B. 2.0	Martin, K. 1.0
White, R. 68.5	Jones, D. 9.0	Hyde, M. 4.0	Lattimore, J. 2.0	McKenzie, M. 1.0
Harris, T. 55.0	Walden, E. 9.0	Merrill, C. 4.0	Lewis, C. 2.0	Merclius, W. 1.0
Kampman, A. 54.0	Lyon, B. 8.0	Moses, D. 4.0	McBride, T. 2.0	Mitchell, R. 1.0
Johnson, E. 41.5	Martin, C. 8.0	Van Ness, L. 4.0	Nelson, B. 2.0	Morris, J. 1.0
Smith, P. 41.5	Burnett, M. 7.5	Walker, Q. 4.0	Prather, G. 2.0	Morrison, A. 1.0
Bennett, T. 36.0	Harris, B. 7.5	Bowens, D. 3.5	Smith, D.J. 2.0	Mulumba, A. 1.0
Clark, K. 34.0	Jurkovic, J. 7.5	Cole, C. 3.5	Waddy, J. 2.0	Neill, B. 1.0
Paup, B. 32.5	Koonce, G. 7.5	Gilbert, R. 3.5	Adams, M. 1.5	Owens, J. 1.0
Holliday, V. 32.0	Simmons, W. 7.5	Guion, L. 3.5	Alexander, J. 1.5	Palmer, N. 1.0
Perry, N. 32.0	Harris, G. 7.0	Holland, J. 3.5	Brooks, A. 1.5	Pennel, M. 1.0
Gary, R. 31.5	Diggs, N. 7.0	Johnson, C. 3.5	Bush, J. 1.5	Rollins, Q. 1.0
Daniels, M. 29.0	Jones, T. 7.0	Pickett, R. 3.5	Davey, D. 1.5	Ryan, J. 1.0
Jenkins, C. 29.0	Scott, R. 7.0	Roman, M. 3.5	Garvin, J. 1.5	Savage, D. 1.0
Dotson, S. 26.0	Winter, B. 7.0	Wilson, C. 3.5	Holland, D. 1.5	Scott, V. 1.0
Smith, Z. 26.0	Wyatt, D. 7.0	Barnes, K. 3.0	Jue, B. 1.5	Shields, S. 1.0
Brown, R. 25.5	Keke, K. 6.5	Carroll, A. 3.0	Lancaster, T. 1.5	Slaton, T. 1.0
Peppers, J. 25.0	Booker, V. 6.5	Greenwood, D. 3.0	Leon, P. 1.5	So'oto, V. 1.0
Jones, S. 24.5	Evans, D. 6.0	House, D. 3.0	Enopod, B. 1.5	Stills, K. 1.0
Butler, L. 20.5	Sharper, D. 6.0	Humphrey, D. 3.0	Navies, H. 1.5	Terrell, P. 1.0
Anderson, J. 19.5	Williams, B. 6.0	Jolly, J. 3.0	Nickerson, H. 1.5	Thomas, B. 1.0
Douglass, M. 19.0	Archambeau, L. 5.5	Jones, J. 3.0	Prior, M. 1.5	Turner, R. 1.0
Hawk, A. 19.0	Briggs, B. 5.5	Joyner, S. 3.0	Smith, J. 1.5	Vinso, F. 1.0
Neal, M. 19.0	Clinton-Dix, H. 5.5	LaBounty, M. 3.0	Smith, L. 1.5	Warren, S. 1.0
Carreker, A. 18.5	Enagbare, K. 5.0	Peterson, K. 3.0	Thomas, J. 1.5	Watts, E. 1.0
McKenzie, K. 18.5	Montgomery, M. 5.0	Reynolds, J. 3.0	Barrington, S. 1.0	Weddington, M. 1.0
Hunt, C. 17.0	Poppinga, B. 5.0	Boyarisky, J. 2.5	Brice, K. 1.0	Whitehead, J. 1.0
Williams, C. 17.0	Zombo, F. 5.0	Greene, R. 2.5	Browner, R. 1.0	Williams, Tyr. 1.0
Fackrell, K. 16.5	Cumby, G. 4.5	Hollins, J. 2.5	Cade, M. 1.0	Wilson, E. 1.0
Barnett, N. 15.5	Dent, B. 4.5	McMichael, S. 2.5	Collins, N. 1.0	Wingo, R. 1.0
Lowry, D. 15.0	Flanigan, J. 4.5	Nwokorie, C. 2.5	Douglas, R. 1.0	Burks, O. 0.5
Noble, B. 14.5	Jackson, G. 4.5	Reed, J. 2.5	Galeazi, T. 1.0	Caldwell, D. 0.5
Brock, M. 12.5	Stephen, S. 4.5	Robinson, E. 2.5	Hall, M. 1.0	Clavelle, S. 0.5
Wilkins, G. 12.5	Tuvalo, E. 4.5	Truluck, R. 2.5	Harvey, M. 1.0	McDuffie, I. 0.5
Woodson, C. 11.5	Williams, T. 4.5	Worthy, J. 2.5	Hawthorne, M. 1.0	McGarrahan, S. 0.5
Murphy, M. 11.0	Wynn, J. 4.5	Boyd, G. 2.0	Holmes, J. 1.0	Nixon, K. 0.5
Patterson, S. 11.0	Amos, A. 4.0	Campbell, D. 2.0	Jennings, M. 1.0	Spears, R. 0.5
Raji, B. 11.0	Brooks, K. 4.0	Drost, J. 2.0	Johnson, K. 1.0	Sullivan, C. 0.5
Jones, B. 10.0	Butler, M. 4.0	Edwards, A. 2.0	Jordan, K. 1.0	Williams, K. 0.5
Martinez, B. 10.0	Chillar, B. 4.0	Hunter, J. 2.0	King, K. 1.0	Wooden, C. 0.5
Thierry, J. 10.0	Elliott, J. 4.0	Johnson, J. 2.0	Lee, J. 1.0	



»» **DRAFT PICKS & FREE AGENTS**

GO
GO PACK GO
GO



JORDAN MORGAN 77

TACKLE/GUARD
Arizona

Drafted: First Round » Overall: 25th
Seventh tackle selected

Ht: 6-5 » Wt: 311 » Born: August 4, 2001 » High School Hometown: Tucson, Ariz.

CAREER HIGHLIGHTS:

» Selected by the Packers in the first round (No. 25 overall) of the 2024 NFL Draft, the first offensive lineman from the University of Arizona to be picked in the first round since John Fina (No. 27 overall) by Buffalo in 1992.

» Appeared in 41 games with 37 starts at left tackle during his five seasons with the Wildcats, starting all 33 games he played in over his final three seasons.

» Earned first-team All-Pacific-12 honors from The Associated Press and from the coaches in 2023, helping the Wildcats rank No. 20 in the nation in total offense (448.0 ypg), No. 8 in passing offense (308.3 ypg) and No. 18 in scoring offense (34.6 ppg).

» Allowed only two sacks in 787 snaps of work in 2023 as he led the Arizona offensive line in total blocking grade (84.3), run-blocking grade (77.0) and pass-blocking grade (87.3), per Pro Football Focus.

» Helped the Wildcats post a 10-3 record in 2023, a nine-win improvement from 2021, the largest win improvement over two years in the history of the program.

» Started all 10 games he played in at LT during the 2022 season, taking home first-team AP All-Pac-12 recognition after allowing just one sack in 670 snaps of action.

» Started the final 11 games of the season at LT in 2021 and started the first two games of the COVID-shortened season in 2020 before missing the final three games due to injury.

» Appeared in six games with two starts at LT as a true freshman in 2019.

» Earned all-state honors at Marana High School (Tucson, Ariz.), helping lead the team to three consecutive appearances in the state playoffs (2016-18).

» Earned his degree in criminal justice.

2023: Started at LT in all 12 games he appeared in, earning first-team All-Pacific-12 honors from AP and the coaches after helping the Wildcats rank No. 20 in the nation in total offense (448.0 ypg), No. 8 in passing offense (308.3 ypg) and No. 18 in scoring offense (34.6 ppg)...Allowed only two sacks in 787 snaps of work as he led the Arizona offensive line in total blocking grade (84.3), run-blocking grade (77.0) and pass-blocking grade (87.3), per Pro Football Focus... Helped the Wildcats rank No. 10 in the nation in red-zone scoring percentage (92.98) and No. 8 in third-down conversion percentage (48.77)...Helped protect QB Noah Fifita, who threw for 2,869 yards and 25 TDs with just six INTs on 241-of-333 passing (school-record 72.4 pct.) on his way to being named the Pac-12 Offensive Freshman of the Year...Part of a line that helped the Wildcats to seven straight wins to end the season, tying a program record for single-season consecutive victories...**Vs. Texas-El Paso (Sept. 16):** Helped the Wildcats rack up 544 yards of total offense, including a season-high 244 yards on the ground on just 32 carries (7.6 avg.) and a 285-yard, three-TD effort from QB Jayden de Laura on 23-of-29 passing (79.3 pct.)...**At Washington State (Oct. 14):** Part of a line that helped the Wildcats post 516 total yards as Fifita threw for 342 yards and the Wildcats rushed for 174 yards and five TDs on 37 attempts (4.7 avg.)...**At Arizona State**

AT A GLANCE ...



- Appeared in 41 games with 37 starts at left tackle during his five seasons at the University of Arizona, starting all 33 games he played in over his final three seasons.
- Earned first-team All-Pacific-12 honors from *The Associated Press* and from the coaches in 2023, helping the Wildcats rank No. 20 in the nation in total offense (448.0 ypg), No. 8 in passing offense (308.3 ypg) and No. 18 in scoring offense (34.6 ppg).
- Allowed only two sacks in 787 snaps of work in 2023 as he led the Arizona offensive line in total blocking grade (84.3), run-blocking grade (77.0) and pass-blocking grade (87.3), per Pro Football Focus.
- Helped the Wildcats post a 10-3 record in 2023, a nine-win improvement from 2021, the largest win improvement over two years in the history of the program.
- Started all 10 games he played in at LT during the 2022 season, taking home first-team AP All-Pac-12 recognition after allowing just one sack in 670 snaps of action and helping Arizona rank No. 6 in the nation in passing offense (318.4 ypg).
- Selected by the Packers in the first round (No. 25 overall) of the 2024 NFL Draft, the first offensive lineman from the University of Arizona to be picked in the first round since John Fina (No. 27 overall) by Buffalo in 1992.
- Earned all-state honors at Marana High School (Tucson, Ariz.), helping lead the team to three consecutive appearances in the state playoffs (2016-18).

(Nov. 25): Part of a line that did not allow a sack as Fifita threw for a career-high 527 yards and five TDs on 30-of-41 passing (73.2) as the Wildcats registered a season-high 619 yards in the 59-23 win.

2022: Started all 10 games he played in at LT, earning first-team AP All-Pac-12 recognition after allowing just one sack in 670 snaps of action...Helped the Wildcats rank No. 6 in the nation in passing offense (318.4 ypg) and No. 20 in total offense (461.9 ypg)...Provided time for de Laura to throw for 3,685 yards and 25 TDs as he ranked No. 8 in the nation in passing yards (307.1 ypg)...**At California (Sept. 24):** Blocked for de Laura as he threw for 401 yards and a pair of TDs on 27-of-45 passing (60.0 pct.)...**Vs. Colorado (Oct. 1):** Part of a line that helped the Wildcats rack up a season-high 673 total yards, highlighted by a career-high 484 passing yards and six TDs from de Laura...**Vs. Washington (Oct. 15):** Protected de Laura as he threw for 400 yards and four TDs with no INTs on 25-of-34 passing (73.5 pct.)...**Vs. Arizona State (Nov. 25):** Part of a line that allowed just one sack and cleared the way for the Wildcats' season-high 280 rushing yards and five TDs on 28 carries (10.0 avg.) in the 38-35 win.

2021: Started the final 11 games of the season at LT after missing the season opener due to injury...**At Oregon (Sept. 25):** Part of a line that allowed just one sack as the Wildcats rushed for 202 yards on 53 carries (3.8 avg.)...**Vs. Washington (Oct. 22):** Helped clear the way for the Wildcats' season-high 218 rushing yards on 40 attempts (5.5 avg.)...**At Southern California (Oct. 30):** Part of a line

2024 DRAFT CHOICES

COMMUNITY

ADMIN. & COACHES

VETERANS

MORGAN

2023 REVIEW

RECORDS & HISTORY

LAMBEAU FIELD

MISC.

that helped Arizona register a season-high 466 total yards.

2020: Started the first two games of the season at LT before missing the final three games of the season due to injury in a season shortened by COVID-19... **Vs. Southern California (Nov. 14):** Helped protect QB Grant Gunnell, who threw for 286 yards and three TDs with just one INT, and cleared holes for the Wildcats to rush for 158 yards on 40 carries (4.0 avg.)... **At Washington (Nov. 21):** Blocked for Gunnell as he threw for 259 yards and three TDs with no INTs.

2019: Appeared in six games with two starts at LT as a true freshman... **At Oregon (Nov. 16):** Opened at LT in his first career start... **At Arizona State (Nov. 30):** Started at LT, helping clear the way for the Wildcats' 155 rushing yards on 32 attempts (4.8 avg.).

HIGH SCHOOL: Earned all-state honors at Marana High School (Tucson, Ariz.), helping lead the team to three consecutive appearances in the state playoffs (2016-18)... Also saw action on the defensive line, totaling 30 tackles... Competed in the shot put and discus in track and field as a senior... Attended Cholla High School in Tucson as a freshman.

PERSONAL: Given name Jordan Tyler Morgan... Born in Tucson, Ariz. ... Visited the Boys & Girls Club in Tucson when he was in college and also helped build houses in the city through Habitat for Humanity.



JORDAN MORGAN'S COLLEGE STATISTICS

DATE	TEAM	GP	GS
2019	Arizona	6	2
2020	Arizona	2	2
2021	Arizona	11	11
2022	Arizona	10	10
2023	Arizona	12	12
TOTALS		41	37

FIRST-ROUND BREAKDOWNS

By School ...	Colorado 1
Minnesota 7	Elon 1
Florida State 5	Georgia Tech 1
Iowa 5	Illinois 1
Southern California 5	Iowa 1
Michigan 4	Kansas 1
Notre Dame 4	Kansas State 1
Georgia 3	Louisiana State 1
Michigan State 3	Louisville 1
Ohio State 3	Marquette 1
UCLA 3	Maryland 1
Wisconsin 3	Mississippi 1
Alabama 2	Mississippi State 1
Arizona 2	Morris Brown 1
Arizona State 2	Nevada 1
Boston College 2	North Carolina 1
California 2	Oklahoma 1
Clemson 2	Oregon State 1
Kentucky 2	Pittsburgh 1
Miami (Fla.) 2	Richmond 1
Nebraska 2	San Francisco 1
Penn State 2	South Carolina 1
Purdue 2	Stanford 1
San Diego State 2	Tennessee 1
Texas Tech 2	Texas-El Paso 1
Arkansas 1	Utah State 1
Auburn 1	Vanderbilt 1
Baylor 1	Villanova 1

By Position ...

Offensive Backs (30)
Quarterback 9
Back 7
Halfback 6
Running Back 5
Fullback 3
Pass Catchers (8)
Wide Receiver 5
Tight End 2
End 1
Offensive Linemen (22)
Tackle 14
Guard 5
Center 2
Center/Guard 1

Linebackers (13)

Defensive Backs (14)

Cornerback 10
Safety 3
Defensive Back 1

Defensive Linemen (14)

Defensive Tackle 8
Defensive End 6

Punters (0)

Kickers (0)

Last time first-round pick was ...

1 — 1959	17 — never
2 — 1989	18 — 2018
3 — 1958	19 — 1998
4 — 1987	20 — 2002
5 — 2006	21 — 2019
6 — 1981	22 — 2022
7 — 1988	23 — 2010
8 — 1956	24 — 2005
9 — 2009	25 — 2024
10 — 2001	26 — 2020
11 — 1983	27 — 2016
12 — 2019	28 — 2022
13 — 2023	29 — 2021
14 — 2000	30 — 2015
15 — 1993	31 — never
16 — 2007	32 — 2011
QB — 2020	DT — 2022
RB — 1987	LB — 2023
FB — 1966	CB — 2021
WR — 2002	S — 2019
TE — 2000	
G — 1994	P — never
T — 2024	K — never
C — 1967	
DE — 2013	

NOTE—The Packers drafted Tom Bettis (1955) as a guard/linebacker; this chart groups him as a LB, where he saw most of his playing time.



EDGERRIN COOPER

56

LINEBACKER
Texas A&M

Drafted: Second Round (a) >>> Overall: 45th
Third linebacker selected

Ht: 6-2 >>> Wt: 229 >>> Born: November 17, 2001 >>> High School Hometown: Covington, La.

CAREER HIGHLIGHTS:

- >>> Selected by the Packers with the first of two picks in the second round (No. 45 overall) of the 2024 NFL Draft, becoming just the second Texas A&M linebacker to be drafted by Green Bay (Johnny Holland, second round, No. 41 overall, 1987).
- >>> Saw action in 45 games with 21 starts in four seasons (2020-23) at Texas A&M, recording 205 tackles (111 solo), 30½ tackles for a loss, 8½ sacks, 17 QB hurries, two interceptions, eight passes defended, three forced fumbles and two fumble recoveries.
- >>> Started all 12 regular-season games in 2023, leading the team with a career-high 84 tackles while also posting career highs in solo tackles (39), tackles for a loss (17, led the SEC and tied for No. 6 in the Power 5), sacks (eight, tied for No. 5 in the SEC and tied for No. 16 in the nation), QB hurries (10) and forced fumbles (two).
- >>> Received first-team All-America honors from the Walter Camp Football Foundation, The Associated Press and the American Football Coaches Association to become a consensus All-America selection in 2023. Also earned first-team All-America accolades from The Athletic, ESPN and CBS Sports.
- >>> Earned first-team All-SEC honors from the league's coaches and media in 2023 and was named the Defensive MVP at the annual team banquet.
- >>> Helped the Aggies rank in the top 20 in the nation in both total defense (No. 19, 316.2 ypg) and rushing defense (No. 13, 108.8 ypg) in 2023.
- >>> Played in 23 total games in 2021-22, making nine starts and finishing No. 4 on the team in tackles in each of those seasons with 58 in 2021 and 61 in 2022.
- >>> Was a three-year letterwinner at Covington (La.) High School, where he played running back and linebacker.
- >>> Majored in university studies.

2023: Started all 12 regular-season games, recording a team-best and career-high 84 tackles while also posting career highs in solo tackles (39), tackles for a loss (17, led the SEC and tied for No. 6 in the Power 5), sacks (eight, tied for No. 5 in the SEC and tied for No. 16 in the nation), QB hurries (10) and forced fumbles (two)...Also posted two passes defended and a fumble recovery...Received first-team All-America honors from the Walter Camp Football Foundation, AP and the American Football Coaches Association to become a consensus All-America selection...Also earned first-team All-America accolades from The Athletic, ESPN and CBS Sports...Earned first-team All-SEC honors from the league's coaches...Named the Defensive MVP at the annual team banquet...Helped the Aggies rank in the top 20 in the nation in both total defense (No. 19, 316.2 ypg) and rushing defense (No. 13, 108.8 ypg)...Posted seven-plus tackles in seven games...Recorded a tackle for a loss in nine contests...Registered at least a half-sack in six of the final nine games he played in...**Vs. New Mexico (Sept. 2):** Recorded eight tackles (four solo), a career-best three tackles for a loss and a QB hurry...**At Miami (Fla.) (Sept. 9):** Posted six tackles (three solo) and a tackle for a

AT A GLANCE ...



- Saw action in 45 games with 21 starts in four seasons (2020-23) at Texas A&M, recording 205 tackles (111 solo), 30½ tackles for a loss, 8½ sacks, 17 QB hurries, two interceptions, eight passes defended, three forced fumbles and two fumble recoveries.
- Received first-team All-America honors from the Walter Camp Football Foundation, *The Associated Press* and the American Football Coaches Association to become a consensus All-America selection in 2023. Also earned first-team All-America accolades from *The Athletic*, ESPN and CBS Sports.
- Earned first-team All-SEC honors from the league's coaches in 2023 and was named the Defensive MVP at the annual team banquet.
- Played in 23 total games in 2021-22, making nine starts and finishing No. 4 on the team in tackles in each of those seasons with 58 in 2021 and 61 in 2022.
- Selected by the Packers with the first of two picks in the second round (No. 45 overall) of the 2024 NFL Draft, becoming just the second Texas A&M linebacker to be drafted by Green Bay (Johnny Holland, second round, No. 41 overall, 1987).
- Was a three-year letterwinner at Covington (La.) High School, where he played running back and linebacker.

loss, and recovered a fumble on a muffed punt at the Miami 9, setting up a TD to make it 7-0 in the first quarter...**Vs. Auburn (Sept. 23):** Posted eight tackles (five solo), three tackles for a loss (tied career high) and two sacks, the first multi-sack game of his career...**Vs. Arkansas (Sept. 30):** Registered six tackles (two solo), two tackles for a loss, a QB hurry and a sack...**Vs. Alabama (Oct. 7):** Tied his career high with 11 tackles (six solo) and posted a career-best three sacks and a forced fumble...**Vs. South Carolina (Oct. 28):** Named the SEC Defensive Player of the Week and Bednarik Player of the Week after registering seven tackles (five solo), 1½ tackles for a loss, a half-sack, four QB hurries, a pass defended and a forced fumble...**Vs. Mississippi State (Nov. 11):** Tied his career high with 11 tackles (six solo) while adding a QB hit...**At LSU (Nov. 25):** Posted eight tackles (three solo), a tackle for a loss, a sack and two QB hurries.

2022: Appeared in 11 games with eight starts, recording 61 tackles (33 solo), eight tackles for a loss, five QB hurries, an interception, a career-best five passes defended, a forced fumble and a fumble recovery...Recorded at least a shared tackle for a loss in nine contests...Posted five-plus tackles in eight games...Registered a QB hurry in four of the first five contests...**Vs. Appalachian State (Sept. 10):** Posted 10 tackles (five solo) and a QB hurry...**At Alabama (Oct. 8):** Racked up eight tackles (five solo), two tackles for a loss and his first career fumble recovery, giving the Aggies the ball at the Crimston Tide 30 and setting up a drive that resulted in a TD to tie the game at 7 in the second quarter...**Vs. Florida (Nov. 5):** Registered seven tackles (four solo) and a QB hurry...**Vs. LSU (Nov. 26):** Posted seven tackles (five solo) for the third time in four games and forced his first career fumble that was recovered by DB Demani Richardson and returned for a 27-yard TD.

2024 DRAFT CHOICES

COMMUNITY

ADMIN. & COACHES

VETERANS

COOPER

REVIEW

RECORDS & HISTORY

LANEBAU FIELD

2021: Appeared in all 12 games with one start and earned a spot on the SEC All-Freshman team after registering 58 tackles (37 solo), 5½ tackles for a loss, a half-sack, two QB hurries, an interception and a pass defended...Finished No. 4 on the team in tackles...Earned Defensive Most Improved and the Defensive Aggie Award for strength and conditioning at the annual team banquet...**Vs. Kent State (Sept. 4):** Made his first career start and racked up five tackles (two solo)...**Vs. New Mexico (Sept. 18):** Registered three tackles (all solo), a tackle for a loss and his first career interception midway through the fourth quarter...**Vs. Alabama (Oct. 9):** Logged five tackles (three solo) and a pass defended as part of a defense that limited the Crimson Tide to just 10 points in the first half, the fewest points the Crimson Tide had scored in the first half since being held scoreless by Georgia to start the 2017 national title game...**At Missouri (Oct. 16):** Posted a team-high eight tackles (season-best seven solo) and a tackle for a loss...**Vs. South Carolina (Oct. 23):** Tied for the team lead with five tackles (three solo) and added a QB hurry...**Vs. Auburn (Nov. 6):** Posted seven tackles (six solo), including a tackle for a loss as part of a defense that held the Tigers to three points, the fewest Auburn had scored in a game since 2012 against Alabama...**Vs. Ole Miss (Nov. 13):** Finished with a career-high 11 tackles (six solo), including a season-best two tackles for a loss.

2020: Saw action in all 10 games, mainly on special teams... Registered two tackles (both solo) on defense.

HIGH SCHOOL: Was a three-year letterwinner at Covington (La.) High School, where he played running back and linebacker...As a junior, tallied 85 tackles, 10 tackles for a loss, a sack and a forced fumble...Also lettered three years in basketball.



PERSONAL: Given name Edgerrin Michael Cooper...Born in Covington, La. ...Nicknamed "Coop"...His brother, James, played football at Shaw University and his brother, Ed, played at McNeese State...Visited a children's hospital while in high school...Helped out at a food pantry while in college.

EDGERRIN COOPER'S COLLEGE DEFENSIVE STATISTICS

YEAR	TEAM	GP	GS	TACKLES							INTERCEPTIONS							ST			MISC						
				TK	S	A	TFL	YDS	SK	YDS	QBH	NO	YDS	LG	TD	PD	FF	FR	TD	YDS	TK	S	A	FF	FR	S	A
2020	Texas A&M	10	0	2	2	0	0.0	0.0	0.0	0.0	0	0	0	0	0	0	0	0	0	0	0	0	0	0	0	0	0
2021	Texas A&M	12	1	58	37	21	5.5	14.0	0.5	3.0	2	1	4	4	0	1	0	0	0	0	0	0	0	0	0	0	0
2022	Texas A&M	11	8	61	33	28	8.0	23.0	0.0	0.0	5	1	0	0	0	5	1	1	0	0	0	0	0	0	0	0	0
2023	Texas A&M	12	12	84	39	45	17.0	68.0	8.0	50.0	10	0	0	0	0	2	2	1	0	0	0	0	0	0	0	0	0
TOTALS		45	21	205	111	94	30.5	105.0	8.5	53.0	17	2	4	4	0	8	3	2	0	0	0	0	0	0	0	0	0

MOST PACKERS SELECTIONS, FIRST FOUR ROUNDS, ALL-TIME

In 2006, Ted Thompson became the first Packers general manager since Vince Lombardi in 1964 to select seven players in the first four rounds of the NFL Draft. Two years later, Thompson drafted six players in the first four rounds.

First Four Rounds	Years	Overall Picks	Notable selections
7	2006	12	LB A.J. Hawk (1), G Daryn Colledge (2a), WR Greg Jennings (2b), G Jason Spitz (3b)
	1964	23	T Lloyd Voss (1), LB/FB Tommy Crutcher (3c)
6	2024	11	T/G Jordan Morgan (1), LB Edgerrin Cooper (2a), S Javon Bullard (2b)
	2022	11	LB Quay Walker (1a), DL Devonte Wyatt (1b), WR Christian Watson (2)
	2008	9	WR Jordy Nelson (2a), TE Jermichael Finley (3), G Josh Sitton (4b)
	2000	13	TE Bubba Franks (1), T Chad Clifton (2), LB Na'il Diggs (4a)
	1999	12	CB Mike McKenzie (3a), QB Aaron Brooks (4a), P Josh Bidwell (4b)
	1995	10	CB Craig Newsome (1), FB William Henderson (3b), WR Antonio Freeman (3d)
	1987	14	RB Brent Fullwood (1), LB Johnny Holland (2)
	1970	20	DT Mike McCoy (1a), TE Rich McGeorge (1b), LB Jim Carter (3), WR Ken Ellis (4a)
	1968	21	LB Fred Carr (1a), G Bill Lueck (1b), T Dick Himes (3b)
	1967	22	C/G Bob Hyland (1a), LB Jim Flanigan (2b), RB Travis Williams (4)
	1966	20	FB Jim Grabowski (1a), T Gale Gillingham (1b)
	1963	27	LB Dave Robinson (1), DB Tom Brown (2), G Lionel Aldridge (4a)



JAVON BULLARD 20

SAFETY
Georgia

Drafted: Second Round (b) >>> Overall: 58th
10th defensive back selected

Ht: 5-10 >>> Wt: 198 >>> Born: September 5, 2002 >>> High School Hometown: Milledgeville, Ga.

CAREER HIGHLIGHTS:

>>> Selected by the Packers in the second round (No. 58 overall) of the 2024 NFL Draft, just the third defensive back drafted by Green Bay out of the University of Georgia (DB Darryl Jones, fourth round in 1984; CB Eric Stokes, first round in 2021).

>>> Appeared in 40 games with 22 starts at defensive back for the Bulldogs, finishing his career with 114 tackles (80 solo), eight tackles for a loss, 3½ sacks, four interceptions, 12 passes defended and a fumble recovery.

>>> Was a part of Georgia defenses that finished in the top 10 in the nation in scoring defense (No. 5 in both 2022 and 2023) and total defense (No. 9 in both 2022 and 2023) in both of his final two seasons.

>>> Earned second-team All-Southeastern Conference honors from *The Associated Press* in 2023 after ranking No. 3 on the team with a career-high 56 tackles (39 solo) while adding two INTs and seven passes defended.

>>> Appeared in 14 contests with 10 starts in 2022, posting 46 tackles (33 solo), a career-high 3½ sacks, a career-best seven tackles for a loss, two INTs and five passes defended.

>>> Was named the Defensive MVP of the 2022 College Football Playoff national title game after posting two INTs and a fumble recovery against TCU.

>>> Saw action in 14 games as a true freshman in 2021, finishing with 12 tackles (eight solo).

>>> Was a four-time all-region selection at Baldwin High School (Milledgeville, Ga.), recording a team-high 74 tackles, seven tackles for a loss, 10 passes defended and two sacks as a senior in 2020.

>>> Majored in consumer economics.

2023: Started at DB in all 12 games he appeared in, ranking No. 3 on the team with a career-high 56 tackles (39 solo) on his way to earning second-team AP All-SEC recognition... Added a tackle for a loss, two INTs and a career-high seven passes defended... Was part of a defense that ranked No. 5 in the nation in scoring defense (15.6 ppg), No. 9 in total defense (289.1 ypg) and No. 9 in passing defense (175.4 ypg)... **At Auburn (Sept. 30):** Led the team with a career-high 10 tackles (team-high nine solo) and two passes defended... **Vs. Florida (Oct. 28):** Paced the team with seven tackles (five solo)... **Vs. Missouri (Nov. 4):** Recorded six tackles (four solo) and an interception, picking off a third-down pass from QB Brady Cook late in the fourth quarter to help seal the 30-21 win... **Vs. Ole Miss (Nov. 11):** Posted five tackles (four solo), including one for a loss, and picked off a pass for the second straight game.

2022: Appeared in 14 games with 10 starts at DB, ranking No. 5 on the team with 46 tackles (33 solo)... Added a career-high seven tackles for a loss, a career-best 3½ sacks, seven QB hurries, two INTs, five passes defended and a fumble recovery... Helped the defense rank No. 5 in the nation in scoring defense (14.3 ppg) and No. 9 in total defense (296.8 ypg)... **Vs. Auburn (Oct. 8):** Posted three tackles (two solo), including a tackle for a loss... **Vs. Florida (Oct. 29):**

AT A GLANCE ...



- Appeared in 40 games with 22 starts at defensive back for the Bulldogs, finishing his career with 114 tackles (80 solo), eight tackles for a loss, 3½ sacks, four interceptions, 12 passes defended and a fumble recovery.
- Earned second-team All-Southeastern Conference honors from *The Associated Press* in 2023 after ranking No. 3 on the team with a career-high 56 tackles (39 solo) while adding two INTs and seven passes defended.
- Was named the Defensive MVP of the 2022 College Football Playoff national title game after posting two INTs and a fumble recovery against TCU.
- Appeared in 14 contests with 10 starts in 2022, posting 46 tackles (33 solo), a career-high 3½ sacks, a career-best seven tackles for a loss, two INTs and five passes defended.
- Was a part of Georgia defenses that finished in the top 10 in the nation in scoring defense (No. 5 in both 2022 and 2023) and total defense (No. 9 in both 2022 and 2023) in both of his final two seasons.
- Selected by the Packers in the second round (No. 58 overall) of the 2024 NFL Draft, just the third defensive back drafted by Green Bay out of the University of Georgia (DB Darryl Jones, fourth round in 1984; CB Eric Stokes, first round in 2021).
- Was a four-time all-region selection at Baldwin High School (Milledgeville, Ga.), recording a team-high 74 tackles, seven tackles for a loss, 10 passes defended and two sacks as a senior in 2020.

Led the team with a season-high eight tackles (five solo), including 1½ tackles for a loss... **Vs. Tennessee (Nov. 5):** Registered seven tackles (all solo), a career-high two sacks, a career-best three QB hurries and a pass defended. Brought down QB Hendon Hooker twice on a drive early in the fourth quarter, sacking him for losses of 6 and 4 yards... **Vs. Ohio State (Chick-fil-A Peach Bowl, Dec. 31):** Recorded three tackles (all solo), a sack, two QB hurries and a pass defended. Midway through the fourth quarter, brought down QB C.J. Stroud for a 5-yard loss... **Vs. TCU (College Football Playoff National Championship, Jan. 9):** Was the Defensive MVP of the national title game after posting two INTs and a fumble recovery. On TCU's second drive of the game, recovered a RB Derius Davis fumble at the TCU 33 to set up a field goal. Early in the second quarter, picked off a third-down pass by QB Max Duggan at the Georgia 34. Later in the second quarter, intercepted Duggan again, returning the pick 3 yards to the TCU 22 to set up a TD pass two plays later to give the Bulldogs a 38-7 lead at the half.

2021: Saw action in 14 games as a true freshman, finishing with 12 tackles (eight solo)... Enrolled at Georgia in January 2021 and participated in spring drills... **Vs. Charleston Southern (Nov. 20):** Led the team with a season-high six tackles (four solo).

HIGH SCHOOL: Was a four-time all-region selection at Baldwin High School (Milledgeville, Ga.), recording a team-high 74 tackles, seven tackles for a loss, 10 passes defended and two sacks as a senior in 2020... Helped lead the Braves to a 5-2 record and a second-round appearance in the Class

2024 DRAFT CHOICES

COMMUNITY

ADMIN. & COACHES

VETERANS

BULLARD

2023 REVIEW

RECORDS & HISTORY

LAMBEAU FIELD

4A playoffs...Added 283 yards receiving and four TDs on 13 receptions (21.8 avg.) as a senior along with two carries for 57 yards (28.5 avg.)...Also played WR, RB and CB during his time at Baldwin...Also lettered in track, participating in the 400-meter event and the long jump.

PERSONAL: Given name Javon Mascellus Bullard... Born in Milledgeville, Ga. ...Nickname is "Bull"...Visited several schools in Milledgeville while he was in college.



JAVON BULLARD'S COLLEGE DEFENSIVE STATISTICS

YEAR	TEAM	GP	GS	TACKLES							INTERCEPTIONS							ST				MISC				
				TK	S	A	TFL	YDS	SK	YDS	QBH	NO	YDS	LG	TD	PD	FF	FR	TD	YDS	TK	S	A	FF	FR	S
2021	Georgia	14	0	12	8	4	0.0	0.0	0.0	0.0	0	0	0	0	0	0	0	0	0	0	0	0	0	0	0	0
2022	Georgia	14	10	46	33	13	7.0	25.0	3.5	17.0	7	2	3	0	3	0	1	0	0	0	0	0	0	0	0	0
2023	Georgia	12	12	56	39	17	1.0	1.0	0.0	0.0	0	2	0	0	0	5	0	0	0	0	0	0	0	0	0	0
TOTALS		40	22	114	80	34	8.0	26.0	3.5	17.0	7	4	3	3	0	8	0	1	0	0	0	0	0	0	0	0

PACKERS DRAFT CHOICES BY SCHOOL (1,428 PICKS, 270 SCHOOLS)

Abilene Christian 1	Charlotte 1	Howard 1	Minnesota 42	Pacific 5	Temple 1
Alabama 24	Cincinnati 5	Howard Payne 2	Mississippi 10	Parsons 1	Tennessee 13
Alabama A&M 1	Clemson 11	Humboldt State 2	Mississippi State 12	Penn State 15	Tennessee A&I 1
Alabama-Birmingham 1	Colgate 3	Huron 1	Missouri 12	Philander Smith 1	Tenn.-Chattanooga 3
Albany 1	College of Idaho 1	Idaho 4	Missouri-Rolla 1	Pittsburgh 14	Tennessee State 2
Albion 1	Colorado 18	Idaho State 2	Missouri Southern St. 1	Portland State 1	Texas 10
Alcorn State 1	Colorado Mines 1	Illinois 16	Missouri Valley 1	Prairie View 2	Texas A&I 3
American Intl. 3	Connecticut 3	Illinois State 2	Montana 2	Presbyterian 2	Texas A&M 17
Angelo State 1	Cornell 4	Indiana 10	Montana State 1	Purdue 17	Texas-Arlington 4
Appalachian State 2	Cortland State 1	Iowa 23	Moorhead State 1	Rhode Island 1	Texas-El Paso/Mines 11
Arizona 7	Dartmouth 1	Iowa State 1	Morgan State 2	Rice 8	Texas Southern 1
Arizona State 13	Dayton 1	Jackson State 3	Morris Brown 2	Richmond 1	Texas Tech 11
Arkansas 20	Denver 2	James Madison 1	Muskingum 1	Ripon 2	The Citadel 1
Arkansas-Pine Bluff 4	Detroit 1	John Carroll 1	Navy 2	Rutgers 2	Toledo 5
Arkansas State 5	Doane 2	Johnson C. Smith 1	Nebraska 24	St. Ambrose 1	Trinity (Conn.) 1
Arkansas Tech 3	Drake 5	Kansas 3	Nebraska-Omaha 3	St. Benedict's 1	Trinity (Texas) 3
Army 2	Duke 7	Kansas State 3	Nevada 9	St. Cloud State 1	Tulane 16
Auburn 15	East Carolina 1	Kent State 2	New Mexico 2	St. John's (Minn.) 1	Tulsa 11
Baldwin-Wallace 1	East Texas State 2	Kentucky 9	New Mexico Highlands 1	St. Mary's (Calif.) 6	Tuskegee 1
Ball State 2	Eastern Kentucky 1	Kentucky State 2	New Mexico State 1	St. Norbert 5	UCLA 18
Baylor 13	Eastern Michigan 3	Lafayette 1	North Carolina 9	St. Olaf 1	Utah 11
Beloit 1	Eastern Washington 1	Langston 1	North Carolina A&T 1	St. Vincent 1	Utah State 10
Benedictine 1	Elon 1	Lawrence 2	North Carolina Central 2	Sacramento State 1	Vanderbilt 7
Bethune-Cookman 3	Florida 13	Lewis 1	North Carolina State 4	Saginaw Valley State 1	Villanova 4
Bishop 1	Florida A&M 6	Lewis & Clark 1	North Dakota 1	Sam Houston State 1	Virginia 8
Boise State 2	Florida State 12	Long Beach State 2	North Dakota State 6	San Diego State 11	Virginia Tech 6
Boston College 17	Fordham 1	Louisiana-Lafayette 4	Northeast Carolina Centra 1	San Francisco 2	Virginia Union 1
Boston University 1	Fort Hays State 1	Louisiana State 12	Northeast Louisiana 1	San Jose State 5	Wake Forest 6
Bowling Green 4	Fresno State 5	Louisiana Tech 2	North Mo. State 1	Santa Clara 4	Washington 16
Bradley 2	Furman 4	Louisville 8	Northern Colorado 1	South Carolina 19	Washington State 9
Bridgeport 1	Gardner-Webb 1	Maine 1	Northern Illinois 2	South Dakota 2	Weber State 1
Brigham Young 5	Georgetown 2	Marquette 5	Northern Iowa 2	South Dakota State 6	West Chester 1
Bucknell 2	Georgia 20	Marshall 1	Northern Michigan 3	South Florida 4	Western Kentucky 1
Buffalo 1	Georgia State 1	Maryland 13	Northern Texas State 3	Southeast Missouri 1	Western Michigan 4
California 12	Georgia Tech 15	Maryland State 1	Northwest Missouri St. 1	Southern 5	West Texas State 2
Cal Poly-S.L.Obispo 2	Gonzaga 1	Massachusetts 2	Northwestern 16	Southern California 35	West Virginia 5
Cal State-Los Angeles 1	Grambling State 6	McNeese State 2	Northwestern (La.) St. 2	Southern Methodist 19	Wichita 3
Carson-Newman 1	Grand Valley State 1	Memphis 8	Northwestern Okla. St. 1	Southern Mississippi 8	Williamette 1
Case Western Reserve 1	Gustavus Adolphus 1	Mesa State 1	Notre Dame 29	Southwest J.C. 1	William & Mary 3
Catawba 1	Hardin-Simmons 3	Miami (Fla.) 11	Ohio State 25	Southwest Texas St. 1	Wisconsin 40
Central Connecticut St. 1	Hawaii'1 1	Miami (Ohio) 3	Oklahoma 22	Springfield 2	Wisconsin-Eau Claire 1
Central Florida 2	Heidelberg 1	Michigan 29	Oklahoma State 8	Stanford 12	Wisconsin-La Crosse 1
Central Michigan 4	Hillsdale 3	Michigan State 16	Oregon 11	Stephen F. Austin 2	Wisconsin-Stevens Pl. 1
Central Missouri State 2	Holy Cross 7	Millikin 1	Oregon State 11	Syracuse 6	Wyoming 1
Central (Okla.) State 1	Houston 6	Milwaukee Teachers 1	Ottawa (Kan.) 1	TCU 19	Xavier 2

MARSHAWN LLOYD 32

RUNNING BACK
Southern California

Drafted: Third Round (a) » Overall: 88th
Fourth running back selected

Ht: 5-9 » Wt: 220 » Born: January 5, 2001 » High School Hometown: Hyattsville, Md.

CAREER HIGHLIGHTS:

» Selected by the Packers with the first of two picks in the third round (No. 88 overall) of the 2024 NFL Draft, becoming just the second running back from the University of Southern California to be drafted by Green Bay (Al Carmichael, No. 7 overall in 1953).

» Appeared in 32 games with 14 starts during his three collegiate seasons (USC in 2023, South Carolina in 2021-22), registering 1,621 rushing yards and 19 TDs on 291 carries (5.6 avg.) along with 34 receptions for 452 yards (13.3 avg.) and two TDs.

» Earned All-Pacific-12 honorable mention in 2023 after recording 820 rushing yards and nine TDs on 116 carries, an average of 7.07 yards per carry that ranked No. 11 in the nation.

» His average of 7.07 yards per carry was the top single-season mark by a USC player (min. five att./game) since RB Allen Bradford averaged 7.22 yards per carry in 2010.

» Saw action in nine games with eight starts for the Gamecocks in 2022 and finished with a team-best 573 yards and nine TDs on 111 carries (5.2 avg.).

» Appeared in 12 games as a redshirt freshman in 2021, recording 228 rushing yards (No. 4 on the team) and a TD on 64 carries (3.6 avg.) along with three receptions for 44 yards (14.7 avg.).

» Was a four-year letterman at DeMatha High School (Hyattsville, Md.) and was selected for The Opening Finals, the Under Armour All-American Bowl and the Polynesian Bowl.

» Majored in social sciences with an emphasis in psychology.

2023: Played in 11 games with six starts and earned All-Pac-12 honorable mention after recording 820 rushing yards and nine TDs on 116 carries (7.1 avg.)...Ranked No. 11 in the nation in yards per carry, and his average of 7.07 yards per carry was the top single-season mark by a USC player (min. five att./game) since Bradford averaged 7.22 yards per carry in 2010...Was tied for No. 6 in the Pac-12 in rushing TDs...Hauled in 13 receptions for 232 yards (17.8 avg.)...Averaged 5.0-plus yards per carry in eight of 11 games played...Was named to the Reese's Senior Bowl Midseason All-American Team and participated in the Reese's Senior Bowl...Transferred to USC in the spring...**Vs. Nevada (Sept. 2):** Led the team with 76 rushing yards on seven carries (10.9 avg.), including a 24-yard TD run in the first quarter. Added two receptions for 59 yards (29.5 avg.), highlighted by a career-long 54-yard reception down the middle from QB Caleb Williams to the Nevada 20 that set up a TD two plays later...**Vs. Stanford (Sept. 9):** Registered a team-best 77 yards and a TD on nine carries (8.6 avg.)...**At Arizona State (Sept. 23):** Posted a season-high 154 rushing yards on 14 carries (11.0 avg.), becoming just the fifth USC player since 1996 to rush for 150-plus yards and average 11.0-plus yards per carry in a game...**At Colorado (Sept. 30):** Led the team with 84 rushing yards on 13 carries (6.5 avg.), including a 27-yard TD run on the Trojans' opening drive...**Vs. Arizona (Oct. 7):** Posted a team-best 86 rushing yards and a TD on 15 carries (5.7 avg.)...**Vs. Utah (Oct. 21):** Led the team with 86 yards

AT A GLANCE ...



- Spent three years at the University of South Carolina (2020-22) before transferring to the University of Southern California for a season (2023).
- Appeared in 32 games with 14 starts during his three collegiate seasons, registering 1,621 rushing yards and 19 TDs on 291 carries (5.6 avg.) along with 34 receptions for 452 yards (13.3 avg.) and two TDs.
- Earned All-Pacific-12 honorable mention in 2023 after recording 820 rushing yards and nine TDs on 116 carries, an average of 7.07 yards per carry that ranked No. 11 in the nation.
- Selected by the Packers with the first of two picks in the third round (No. 88 overall) of the 2024 NFL Draft, becoming just the second running back from the University of Southern California to be drafted by Green Bay (Al Carmichael, No. 7 overall in 1953).
- Was a four-year letterman at DeMatha High School (Hyattsville, Md.) and was selected for The Opening Finals, the Under Armour All-American Bowl and the Polynesian Bowl.

on seven carries (12.3 avg.), highlighted by his 45-yard TD run on USC's opening drive...**At California (Oct. 28):** Posted a career-high 187 yards from scrimmage, finishing with a team-best 115 yards and two TDs (2, 9 yards) on 17 carries (6.8 avg.). Added 72 receiving yards on three catches (24.0 avg.), including receptions on back-to-back plays early in the fourth quarter for 16 and 53 yards, respectively...**Vs. UCLA (Nov. 18):** Matched his season high with three receptions for a career-best 75 yards (25.0 avg.).

2022: Saw action in nine games with eight starts and led the team with 573 yards and nine TDs on 111 carries (5.2 avg.)...His nine rushing TDs ranked No. 11 in program history for a single season...Also hauled in 18 passes for 176 yards (9.8 avg.) and two TDs...Led the team and was tied for No. 7 in the SEC with 11 scrimmage TDs...**Vs. Georgia State (Sept. 3):** Registered 30 rushing yards and a TD on 11 carries (2.7 avg.) while adding two catches for 31 yards (15.5 avg.) and his first career TD reception. It was the first multi-TD game of his career...**At Arkansas (Sept. 10):** Recorded a career-high six receptions for 72 yards (12.0 avg.), highlighted by a season-long 43-yard grab...**Vs. Charlotte (Sept. 24):** Posted a career-best 169 rushing yards on 15 attempts (11.3 avg.). Recorded a career-best three rushing TDs (25, 14, 7 yards), becoming the first Gamecock player with three rushing TDs in a game since RB Kevin Harris at Ole Miss (Nov. 14, 2020)...**At Kentucky (Oct. 8):** Registered 110 rushing yards on 22 attempts (5.0 avg.) with a TD as well as two receptions for 31 yards (15.5 avg.)...**Vs. Texas A&M (Oct. 22):** Posted 92 rushing yards and two TDs on 18 carries (5.1 avg.) while adding two receptions for 24 yards (12.0 avg.).

2021: Appeared in 12 games as a redshirt freshman, recording 228 rushing yards (No. 4 on the team) and a TD on 64 carries (3.6 avg.) while adding three catches for 44 yards (14.7 avg.)...Missed the bowl game due to injury...Earned a spot on the 2021 SEC Fall Academic Honor Roll...**Vs. Eastern Illinois (Sept. 4):** Registered a season-best 55 rushing yards

on 14 attempts (3.9 avg.) and a 19-yard reception in his collegiate debut... **At Texas A&M (Oct. 23):** Posted 25 rushing yards and a TD on seven attempts (3.6 avg.), scoring from 9 yards out early in the fourth quarter for his first collegiate rushing TD... **Vs. Florida (Nov. 6):** Registered 46 rushing yards on seven carries (6.6 avg.), including a season-long run of 40 yards... **At Missouri (Nov. 13):** Rushed six times for 18 yards (3.0 avg.) and posted a season-high two receptions for a season-best 25 yards (12.5 avg.).

HIGH SCHOOL: Was a four-year letterman at DeMatha High School in Hyattsville, Md. ... Graduated after the fall semester to enroll early at South Carolina... Was selected for the Opening Finals, the Under Armour All-American Bowl and the Polynesian Bowl... Helped the Stags to a 7-4 mark as a senior while serving as a team captain... Earned the top spot on *SportsCenter's* "Top 10 plays" after a 69-yard run against Good Counsel in which he hurdled a defender on his way to a TD... Ranked the third-best player in Maryland, the fourth-best running back in the country and No. 33 overall by Rivals... Also competed in the sprint events in track and field.

PERSONAL: Given name MarShawn Davon Tahir Lloyd... Born in Wilmington, Del. ... Named to the 2022 SEC Football Community Service Team for his heart for community service and has been involved in several projects, many of which are in his home state of Delaware... Participated in the Shop With Jocks program, where he went Christmas shopping with kids from the Epworth Children's Home in South Carolina... Also was involved with a panel discussion regarding student-athletes and injuries, relaying his own experience of sustaining a season-ending injury in 2020 and the mental and physical toll it took to rehab and return to the playing field.



MARSHAWN LLOYD'S COLLEGE RUSHING/RECEIVING STATISTICS

DATE	TEAM	RUSHING							RECEIVING				
		GP	GS	NO.	YDS.	AVG.	LG	TD	NO.	YDS.	AVG.	LG	TD
2021	South Carolina	12	0	64	228	3.6	40	1	3	44	14.7	25	0
2022	South Carolina	9	8	111	573	5.2	45	9	18	176	9.8	43	2
2023	Southern California	11	6	116	820	7.1	56	9	13	232	17.8	54	0
TOTALS		32	14	291	1,621	5.6	56	19	34	452	13.3	54	2

ALL-TIME PACKERS COMPENSATORY SELECTIONS (53)

Year	Rd	Player, Pos., School	Overall	Year	Rd	Player, Pos., School	Overall
1994	3	LeSHON JOHNSON, RB, Northern Illinois (from San Francisco 49ers)	84	2007	7b	CLARK HARRIS, TE, Rutgers	243
1994	6d	PAUL DUCKWORTH, LB, Connecticut (from San Francisco 49ers)	190	2008	4b	JOSH SITTON, G, Central Florida	135
1996	3b	TYRONE WILLIAMS, CB, Nebraska	93	2010	5b	MARSHALL NEWHOUSE, G/T, TCU	169
1996	6	MARCO RIVERA, G, Penn State	208	2011	4	DAVON HOUSE, CB, New Mexico State	131
1996	7b	KEITH MCKENZIE, LB, Ball State	252	2012	4a	MIKE DANIELS, DT, Iowa	132
1997	7c	RONNIE McADA, QB, Army	240	2012	4b	JERRON McMILLIAN, S, Maine	133
1998	6b	MATT HASSELBECK, QB, Boston College	187	2012	7a	ANDREW DATKO, T, Florida State	241
1999	3b	CLETIUDS HUNT, DT, Kentucky State	94	2012	7b	B.J. COLEMAN, QB, UT-Chattanooga	242
1999	4a	AARON BROOKS, QB, Virginia	131	2013	5b	JOSH BOYD, DE, Mississippi State	167
1999	4b	JOSH BIDWELL, P, Oregon	133	2014	3b	RICHARD RODGERS, TE, California	98
1999	6b	SCOTT CURRY, T, Montana	203	2014	5b	JARED ABBREDEDERIS, WR, Wisconsin	176
2000	4c	GARY BERRY, S, Ohio State	126	2015	6b	CHRISTIAN RINGO, DT, Louisiana-Lafayette	210
2000	7c	CHARLES LEE, WR, Central Florida	242	2015	6c	KENNARD BACKMAN, TE, Alabama-Birmingham	213
2000	7d	EUGENE McCASLIN, LB, Florida	249	2016	4a	BLAKE MARTINEZ, LB, Stanford	131
2000	7e	RONDELL MEALEY, RB, Louisiana State	252	2016	4b	DEAN LOWRY, DE, Northwestern	137
2001	6	DAVID MARTIN, TE, Tennessee	198	2017	5b	AARON JONES, RB, Texas-El Paso	182
2002	4	NAJEH DAVENPORT, FB, Miami (Fla.)	135	2018	4	J'MON MOORE, WR, Missouri	133
2003	6	BRENNAN CURTIN, T, Notre Dame	212	2018	5b	JK SCOTT, P, Alabama	172
2003	7b	DeANDREW RUBIN, WR/KR, South Florida	253	2018	5c	MARQUEZ VALDES-SCANTLING, WR, South Florida	174
2003	7c	CARL FORD, WR, Toledo	256	2018	6	EQUANIMEOUS ST. BROWN, WR, Notre Dame	207
2003	7d	STEVE JOSUE, LB, Carson-Newman	257	2021	4	ROYCE NEWMAN, G/T, Mississippi	142
2004	7	SCOTT WELLS, C, Tennessee	251	2021	5b	SEMAR JEAN-CHARLES, CB, Appalachian State	178
2006	5b	TOMY MOLLY, T, Nevada	165	2021	6b	ISAIAH McDUFFIE, LB, Boston College	220
2006	7	DAVE TOLLEFSON, DE, Northwest Missouri St.	253	2022	4b	ZACH TOM, OL, Wake Forest	140
				2022	5	KINGSLEY ENAGBARE, LB, South Carolina (from Denver Broncos)	179
				2022	7d	SAMORI TOURE, WR, Nebraska	258
				2023	7d	GRANT DuBOSE, WR, Charlotte	256
				2024	5b	KITAN OLADAPO, S, Oregon State	169
				2024	7b	KALEN KING, CB, Penn State	255

NOTE — The NFL actually has awarded the Packers only 52 such choices, but the team obtained two from San Francisco in 1994, when compensatories could be traded. Starting in 2017, compensatory picks were once again allowed to be traded. Green Bay obtained another compensatory pick via trade with Denver (No. 179) in 2022.

TY'RON HOPPER

59

LINEBACKER
Missouri

Drafted: Third Round (b) » Overall: 91st
10th linebacker selected

Ht: 6-2 » Wt: 228 » Born: April 26, 2001 » High School Hometown: Roswell, Ga.

CAREER HIGHLIGHTS:

» Selected by the Packers with the second of two picks in the third round (No. 91 overall) of the 2024 NFL Draft, just the second linebacker out of Missouri to be drafted by Green Bay (Bill Powell, seventh round in 1967).

» Appeared in 51 games with 26 starts during his five seasons in the Southeastern Conference (Florida, 2019-21; Missouri, 2022-23), posting 214 tackles (135 solo), 31½ tackles for a loss, 9½ sacks, 13 QB hurries, an interception, 10 passes defended and two forced fumbles.

» Earned second-team All-Southeastern Conference honors from the coaches in 2023, posting a team-high 55 tackles (36 solo), six tackles for a loss and three sacks through 10 games before an injury sidelined him for the final two contests of the regular season.

» Was named one of five finalists for the Butkus Award in 2023, which honors the nation's most outstanding linebacker, as he became just the third Missouri player to be selected as a finalist (Sean Weatherspoon, 2008-09; Nick Bolton, 2020).

» Part of a defense that limited its opponents to just eight rushing TDs in 2023, good for No. 4 in the nation, and 20.8 points per game (No. 25).

» Led the team with 14 tackles for a loss and ranked No. 2 on the Tigers with a career-high 77 tackles (59 solo) in his first season at Missouri in 2022.

» Appeared in all 13 games with four starts at Florida in 2021, recording 65 tackles (34 solo), 10 tackles for a loss, 3½ sacks, a forced fumble and two passes defended.

» Played in 11 contests for the Gators in 2020, finishing with 15 tackles (five solo) and a tackle for a loss.

» As a senior at Roswell (Ga.) High School, posted 74 tackles, five interceptions, a forced fumble and a fumble recovery and was selected to play in the 2019 All-American Bowl.

» Majored in education.

2023: Started all 10 games he appeared in, posting a team-high 55 tackles (36 solo), six tackles for a loss, three sacks, six QB hurries and three passes defended through 10 games before an injury sidelined him for the final two contests of the regular season...Earned second-team All-SEC honors from the coaches and was named one of five finalists for the Butkus Award, which honors the nation's most outstanding LB...Was tied for No. 2 on the team in sacks and was tied for No. 3 in tackles for a loss...Part of a defense that limited its opponents to just eight rushing TDs, good for No. 4 in the nation, and 20.8 points per game (No. 25)...**Vs. Kansas State (Sept. 16):** Registered eight tackles (six solo), including a tackle for a loss, and two passes defended on his way to being named the Senior Bowl Defensive Player of the Week...**At Vanderbilt (Sept. 30):** Posted six tackles (five solo), including a tackle for a loss, as the Tigers limited the Commodores to just 41 rushing yards on 20 carries (2.1 avg.)...**Vs. LSU (Oct. 7):** Was tied for the team lead with eight tackles (three solo), including a sack of QB Jayden Daniels early in the fourth quarter...**At Georgia (Nov. 4):** Led the team with a season-high 10 tackles (seven solo), including a 6-yard sack of QB Carson Beck early in the third quarter.

AT A GLANCE ...



- Appeared in 51 games with 26 starts during his five seasons in the Southeastern Conference (Florida, 2019-21; Missouri, 2022-23), posting 214 tackles (135 solo), 31½ tackles for a loss, 9½ sacks, 13 QB hurries, an interception, 10 passes defended and two forced fumbles.
- Earned second-team All-Southeastern Conference honors from the coaches in 2023, posting a team-high 55 tackles (36 solo), six tackles for a loss and three sacks through 10 games before an injury sidelined him for the final two contests of the regular season.
- Was named one of five finalists for the Butkus Award in 2023, which honors the nation's most outstanding linebacker, as he became just the third Missouri player to be selected as a finalist (Sean Weatherspoon, 2008-09; Nick Bolton, 2020).
- Led the team with 14 tackles for a loss and ranked No. 2 on the Tigers with a career-high 77 tackles (59 solo) in his first season at Missouri in 2022.
- Selected by the Packers with the second of two picks in the third round (No. 91 overall) of the 2024 NFL Draft, just the second linebacker out of Missouri to be drafted by Green Bay (Bill Powell, seventh round in 1967).
- As a senior at Roswell (Ga.) High School, posted 74 tackles, five interceptions, a forced fumble and a fumble recovery and was selected to play in the 2019 All-American Bowl.

2022: Saw action in all 13 games with 12 starts and finished No. 2 on the team with a career-high 77 tackles (59 solo) and No. 1 on the team with a career-best 14 tackles for a loss...Added 2½ sacks, an interception, six QB hurries, five passes defended and a forced fumble...**Vs. Louisiana Tech (Sept. 1):** Registered six tackles (all solo), two tackles for a loss, a sack and his first collegiate interception when he picked off a QB Matthew Downing pass on third down early in the second quarter and returned it 15 yards to the Missouri 38...**At Auburn (Sept. 24):** Led the team with 10 tackles (eight solo), including a career-high three tackles for a loss and a sack...**Vs. Georgia (Oct. 1):** Recorded seven tackles (six solo), including a tackle for a loss, along with a forced fumble and two passes defended...**At South Carolina (Oct. 29):** Posted three tackles (all solo), highlighted by two tackles for a loss...**Vs. Arkansas (Nov. 25):** Paced the team with a season-high 11 tackles (nine solo), including two tackles for a loss.

2021: Saw action in all 13 games with four starts for the Gators, finishing with 65 tackles (34 solo), 10 tackles for a loss, 3½ sacks, two passes defended and a forced fumble...Started the final four games of the season...**At South Florida (Sept. 11):** Posted six tackles (five solo)...**Vs. Tennessee (Sept. 25):** Registered seven tackles (all assisted), including a shared sack, and added a pass defended...**At LSU (Oct. 16):** Recorded six tackles (four solo) and 1½ tackles for a loss...**Vs. Samford (Nov. 13):** Made his first collegiate start, finishing with two tackles (one solo), including a tackle for a loss...**At Missouri (Nov. 20):** Started and led the team with a career-high 12 tackles (career-best 11 solo), including two tackles for a loss.

2020: Played in 11 contests for the Gators in 2020, posting 15 tackles (five solo) and a tackle for a loss...**Vs. Arkansas (Nov. 14):** Posted a season-high four tackles (all assisted), including a shared sack...**Vs. Oklahoma (Cotton Bowl, Dec. 30):** Finished with three tackles (all solo).

2019: Appeared in four games as a true freshman, posting two tackles (one solo) and a shared tackle for a loss...**Vs. Tennessee-Martin (Sept. 1):** Recorded a shared tackle for a loss in his collegiate debut...**Vs. Georgia (Nov. 2):** Posted a solo tackle.

HIGH SCHOOL: As a senior at Roswell (Ga.) High School, posted 74 tackles, five interceptions, a forced fumble and a fumble recovery and was selected to play in the 2019 All-American Bowl...Helped lead his team to a 9-2 overall record as a senior...Attended Gaffney (S.C.) High School for his first two years before transferring to Roswell for his final two years...Started his career in high school at safety before moving to linebacker following his sophomore season...Registered 31 tackles and two INTs as a sophomore in 2016.

PERSONAL: Given name Ty'Ron Relik Hopper...Born in Shelby, N.C. ...Nickname is "Hop"...Was teammates at Missouri with his cousin, DL Tyrone Hopper II...Has two other cousins that are currently playing college football, TE Tyneil Hopper (Michigan State) and S Tjjai Hopper (James Madison).



TY'RON HOPPER'S COLLEGE DEFENSIVE STATISTICS

YEAR	TEAM	GP	GS	TACKLES							INTERCEPTIONS							ST			MISC					
				TK	S	A	TFL	YDS	SK	YDS	QHB	NO	YDS	LG	TD	PD	FR	FR	YDS	TK	S	A	FF	FR	S	A
2019	Florida	4	0	2	1	1	0.5	1.0	0.0	0.0	0	0	0	0	0	0	0	0	0	0	0	0	0	0	0	0
2020	Florida	11	0	15	5	10	1.0	3.0	0.5	3.0	0	0	0	0	0	0	0	0	0	0	0	0	0	0	0	0
2021	Florida	13	4	65	34	31	10.0	43.0	3.5	26.0	1	0	0	0	2	1	0	0	0	0	0	0	0	0	0	0
2022	Missouri	13	12	77	59	18	14.0	14.0	2.5	20.0	6	1	15	15	0	5	1	0	0	0	0	0	0	0	0	0
2023	Missouri	10	10	55	36	19	6.0	20.0	3.0	15.0	6	0	0	0	0	3	0	0	0	0	0	0	0	0	0	0
TOTALS		51	26	214	135	79	31.0	108.0	9.5	64.0	13	1	15	15	0	10	2	0	0	0	0	0	0	0	0	0

THE COMPENSATORY SYSTEM

The Packers were awarded three compensatory draft selections from the league in 2024.

Since the first compensatory picks were awarded in 1994, only Baltimore (56) and Dallas (54) have received more than the Packers (52).

Under the rules for compensatory draft selections, a team losing more or better compensatory free agents ("CFA") than it acquires in the previous year is eligible to receive compensatory draft picks. The compensatory picks will be positioned within the third through seventh rounds based on the value of the compensatory free agents lost.

Compensatory free agents are determined by a formula based on salary, playing time and postseason honors. The formula was developed by the NFL Management Council. Not every free agent lost or signed by a club is covered by this formula. Clubs that suffer a net loss of CFAs during the prior free agent signing period are eligible to receive a corresponding number of compensatory selections. In addition, a club that lost the same number of CFAs that it gained (no net loss), may be eligible to receive a selection at the end of round seven based on the value of the CFAs lost versus the value of the CFAs gained.

No club may receive more than four compensatory picks in any one year. If a club qualifies for more than four compensatory picks after offsetting each CFA lost by each CFA gained of an equal or higher value, the four highest remaining selections will be awarded to the club. In addition to the 30 compensatory selections awarded under the net loss formula and the two Supplemental Selections, a recent amendment to the league's Collective Bargaining Agreement awards compensatory selections to the prior employer-club of a minority employee who has been hired by another club as its head coach or general manager. Five such compensatory selections were awarded in 2022.

Teams were previously not allowed to trade compensatories, although they were during the early years of the system. A rule change approved by clubs in 2015 permitted compensatory draft picks to be traded again beginning in the 2017 draft.

Because of that clause, the Packers acquired two compensatory choices in 1994 from San Francisco. Green Bay obtained another compensatory pick via trade with Denver (No. 179) in 2022. The Packers traded a compensatory pick to the N.Y. Jets (No. 170) in 2023 and a compensatory pick to the Buffalo Bills (No. 219 in 2024). In other words, Green Bay has actually drafted 53 compensatory players, but the league only has awarded the team 52.

56	Baltimore	32	Arizona	24	Denver	17	N.Y. Jets
54	Dallas		Seattle		Detroit	14	Cleveland
52	Green Bay		Kansas City	23	Las Vegas		
	L.A. Rams	31	N.Y. Giants	22	Miami		
48	New England	29	Buffalo	21	Chicago		
47	San Francisco	28	Minnesota	20	Jacksonville		
41	Philadelphia	26	L.A. Chargers	19	Carolina		
37	Cincinnati	25	Atlanta	20	Houston		
35	Pittsburgh		Indianapolis	19	Washington		
33	Tennessee		Tampa Bay	17	New Orleans		



» EVAN WILLIAMS

33

SAFETY
Oregon

Drafted: Fourth Round » Overall: 111th
22nd defensive back selected

Ht: 5-11 » Wt: 200 » Born: July 28, 2001 » High School Hometown: Mountain View, Calif.

CAREER HIGHLIGHTS:

➤ Selected by the Packers in the fourth round (No. 111 overall) of the 2024 NFL Draft, a pick obtained from the N.Y. Jets in exchange for a fourth-round pick (No. 126 overall) and a sixth-round pick (No. 190 overall) that Green Bay received in a trade with the New Orleans Saints.

➤ Became the first defensive player from the University of Oregon to be drafted by Green Bay since DE Emery Barnes (18th round, No. 207 overall) in 1954.

➤ Saw action in 52 games with 45 starts in his five collegiate seasons (2019-23), recording 307 tackles (214 solo), 16 tackles for a loss, 5½ sacks, four QB hurries, four INTs, 16 passes defended, four forced fumbles and five fumble recoveries.

➤ Earned second-team All-Pacific-12 honors from the coaches and third-team All-Pac-12 recognition from Phil Steele's College Football in 2023 after leading the Ducks with 82 tackles (49 solo) and recording a career-high 4½ sacks (No. 2 on the team and No. 1 among Pac-12 defensive backs).

➤ Played at Fresno State for four years (2019-22), appearing in 39 games with 32 starts and recording 225 tackles (165 solo), 11 tackles for a loss, a sack, two QB hits, four INTs, 14 passes defended, three forced fumbles and three fumble recoveries.

➤ Was selected as a permanent team captain in his peers in 2022 and earned second-team All-Mountain West honors from the coaches and media.

➤ Earned first-team All-Mountain West recognition from the coaches and media in 2021 after leading the team with career highs in tackles (91), INTs (three) and passes defended (six).

➤ Started four games in the pandemic-shortened 2020 season while being injured for two contests and earned honorable mention All-Mountain West recognition from the coaches and media.

➤ Appeared in all 12 games with five starts in 2019 as a true freshman.

➤ Majored in business management.

2023: Started the last 13 games of the season after missing the season opener due to an injury...Earned second-team All-Pac-12 honors from the coaches and third-team All-Pac-12 recognition from Phil Steele's College Football after leading the Ducks with 82 tackles (49 solo) and recording a career-high 4½ sacks (No. 2 on the team and No. 1 among Pac-12 defensive backs)...Added five tackles for a loss, two QB hurries, two fumble recoveries (tied career high), a forced fumble and two passes defended...Posted multiple tackles in all 13 games played, including eight games with five-plus tackles...Was No. 2 on the team with 744 defensive snaps played...**At Texas Tech (Sept. 9):** Posted four tackles (all solo) in his Oregon debut...**Vs. Colorado (Sept. 23):** Recorded 1½ sacks and four tackles (three solo)...**At Stanford (Sept. 30):** Registered a sack for the second game in a row while finishing with seven total tackles (five solo)...**Vs. Washington State (Oct. 21):** Finished with a career-high 14 tackles (eight solo), the most by a Duck on the season and the most by an Oregon defender since his brother, S Bennett Williams, recorded 14 against Utah in 2022. Added a sack for the third time

AT A GLANCE ...



- Played four seasons at Fresno State (2019-22) and one season at Oregon (2023).
- Overall, saw action in 52 games with 45 starts in five seasons (2019-23), recording 307 tackles (214 solo), 16 tackles for a loss, 5½ sacks, four QB hurries, four interceptions, 16 passes defended, four forced fumbles and five fumble recoveries.
- Was selected to an all-conference team in each of his final four seasons in college.
- Earned second-team All-Pacific-12 honors from the coaches and third-team All-Pac-12 recognition from Phil Steele's College Football in 2023 after leading the Ducks with 82 tackles (49 solo) and recording a career-high 4½ sacks (No. 2 on the team and No. 1 among Pac-12 defensive backs).
- Selected by the Packers in the fourth round (No. 111 overall) of the 2024 NFL Draft, becoming the first University of Oregon defensive player to be drafted by Green Bay since DE Emery Barnes (18th round, No. 207 overall) in 1954.
- Was named the CIF-Central Coast Section All-Around Player of the Year and the West Catholic Athletic League Player of the Year in 2018 at St. Francis High School (Mountain View, Calif.).

in four games...**Vs. USC (Nov. 11):** Led the team with nine tackles (six solo), a sack, a pass defended and a forced fumble, and recovered a fumble by RB Austin Jones on a botched exchange to give Oregon the ball at the USC 48 late in the third quarter and set up a drive that resulted in a TD to put the Ducks up, 36-14...**Vs. Washington (Dec. 1):** Finished with eight tackles (six solo) and two QB hurries in the Pac-12 title game.

2022: Started all 10 games played and finished No. 2 on the team with 66 tackles (54 solo)...Registered a career-best six tackles for a loss, a sack, two QB hurries, four passes defended and a blocked punt...Earned second-team All-Mountain West honors from the coaches, media and Phil Steele's College Football...Was selected as a permanent team captain by his teammates...Missed four weeks due to an injury suffered at USC (Sept. 17)...Recorded four-plus tackles in every game and a tackle for a loss in seven contests...Ended the season with five consecutive games with at least a shared tackle for a loss...Earned Academic All-Mountain West honors in the fall...**Vs. Cal Poly (Sept. 1):** Opened the season with eight tackles (six solo) and 1½ tackles for a loss...**Vs. Oregon State (Sept. 10):** Registered a season-best nine tackles (eight solo), a tackle for a loss and a career-best three passes defended...**Vs. San Diego State (Oct. 24):** Notched eight tackles (six solo) and a pass defended...**At UNLV (Nov. 11):** Tied his season high with nine tackles (seven solo), including a shared tackle for a loss...**Vs. Wyoming (Nov. 26):** Finished with six tackles (five solo), a shared tackle for a loss and a blocked punt, marking the Bulldogs' first blocked punt since 2018...**Vs. Washington State (Dec. 17):** Ended the season with seven tackles (all solo) and his first career sack.

2021: Started all 13 games, recording career highs in tackles (92), solo tackles (59), passes defended (six), interceptions (three) and fumble recoveries (two)...Also added a forced fumble and 4½ tackles for a loss...Earned first-team All-Mountain

COMMUNITY

ADMIN. & COACHES

VETERANS

WILLIAMS

2024 REVIEW

RECORDS & HISTORY


LAMBEAU FIELD

MISC.

West recognition from the coaches, media, *Phil Steele's College Football* and Pro Football Focus...Led the team in tackles, interceptions and passes defended...Ranked No. 9 in tackles in the Mountain West...Posted five double-digit-tackle games, the most by a Bulldog defensive back since 2016...Helped the Bulldogs rank tied for No. 20 in the nation in scoring defense (20.5 ppg), highlighted by two shutouts...Earned CoSIDA Academic All-District honors...**At Oregon (Sept. 4):** Recorded his first career double-digit-tackle performance with 12 tackles (five solo) and a pass defended...**Vs. Cal Poly (Sept. 11):** Finished with five tackles (all solo) and a tackle for a loss, and forced a fumble of QB Spencer Brasch in the backfield and recovered it to give the Bulldogs the ball at the Cal Poly 33 to set up a Fresno State TD...**At UCLA (Sept. 24):** Registered 12 tackles (six solo)...**At Wyoming (Oct. 16):** Notched seven tackles (four solo), a shared tackle for a loss and a career-high two INTs. With Wyoming driving early in the second quarter, picked off QB Sean Chambers at the 15 and returned it 14 yards to the Fresno 29. Intercepted Chambers again early in the fourth quarter, returning it to the Wyoming 27 and setting up a drive that resulted in a TD to take a 17-0 lead...**At Nevada (Oct. 23):** Recorded 10 tackles (eight solo), 1½ tackles for a loss and a fumble recovery at the 50-yard line late in the fourth quarter with the Bulldogs up by eight points...**At San Diego State (Oct. 30):** Named Mountain West Defensive Player of the Week after racking up a season-best 13 tackles (10 solo), a tackle for a loss, an interception and two passes defended. Picked off QB Lucas Johnson over the middle and returned it a career-long 36 yards to the SDSU 31 to set up a TD drive that gave the Bulldogs a 14-0 lead...**Vs. Boise State (Nov. 6):** Finished with 10 tackles (eight solo) and two passes defended.

2020: Started in four games of the pandemic-shortened season while being injured for two contests, recording 27 tackles (21 solo), two passes defended, a forced fumble, a shared tackle for a loss and a blocked kick...Finished No. 3 on the team in tackles and led the team in tackles in two games...Earned honorable mention All-Mountain West recognition from the coaches and media and fourth-team All-Mountain West honors from *Phil Steele's College Football*...Was voted a team captain and was named to the Academic All-Mountain West team in the fall...**Vs. Colorado State (Oct. 29):** Finished with a team-leading and season-best eight tackles (seven solo) and a pass defended...**At UNLV (Nov. 7):** Tied his season high with eight tackles (all solo)...**At Utah State (Nov. 14):** Finished with seven tackles (three solo), a shared tackle for a loss, a forced fumble, a pass defended and a blocked extra point.

2019: Appeared in all 12 games as a true freshman with five starts...Finished the season with 40 tackles (31 solo), an INT, a forced fumble, a fumble recovery and two passes defended...**At USC (Aug. 31):** Recorded his first career tackle (solo) in his collegiate debut...**At Hawaii (Nov. 2):** Earned his first



career start and finished with a season-best nine tackles (seven solo) and his first career INT on his way to earning Mountain West Defensive Player of the Week honors. Became the first Fresno State freshman to be named Mountain West Defensive Player of the Week and the first to be named a player of the week since 2013...**Vs. Utah State (Nov. 9):** Recorded a season-high nine tackles (eight solo) for the second consecutive game...**Vs. Nevada (Nov. 23):** Tied his season best with nine tackles (eight solo) and added his first career forced fumble and a fumble recovery...**At San Jose State (Nov. 30):** Posted seven tackles (three solo) and a pass defended.

HIGH SCHOOL: Lettered two years in football at St. Francis High School (Mountain View, Calif.), where he played cornerback and wide receiver...As a senior, finished with 891 receiving yards and became the school's all-time TD reception leader in a season and career...Selected as the CIF-Central Coast Section All-Around Player of the Year and the West Catholic Athletic League Player of the Year in 2018...Earned first-team All-Nor Cal recognition...As a junior, helped the Lancers to a CIF Division 2-A state title...Also lettered two years in basketball.

PERSONAL: Given name Evan James Williams...Born in Los Gatos, Calif...Nickname is "E-Dubb"...His brother, Bennett, played safety at Illinois and Oregon, spent the 2023 off-season and training camp with the Miami Dolphins and plays for the Ottawa Redblacks of the Canadian Football League.

EVAN WILLIAMS' COLLEGE DEFENSIVE STATISTICS

YEAR	TEAM	GP	GS	TK	S	TACKLES						INTERCEPTIONS							ST			MISC							
						TFL	YDS	SK	YDS	QBH	NO	YDS	LG	TD	PD	FF	FR	TD	YDS	TK	S	A	FF	FR	S	A			
2019	Fresno St.	12	5	40	31	9	0.0	0.0	0.0	0.0	0	1	0	0	2	1	1	0	0	0	0	0	0	0	0	0	0	0	0
2020	Fresno St.	4	4	27	21	6	0.5	0.0	0.0	0.0	0	0	0	0	2	1	0	0	0	0	0	0	0	0	0	0	0	0	0
2021	Fresno St.	13	13	91	59	32	4.5	12.0	0.0	0.0	0	3	64	36	6	1	2	0	0	0	0	0	0	0	0	0	0	0	0
2022	Fresno St.	10	10	69	54	15	6.0	12.0	1.0	7.0	2	0	0	0	4	0	0	0	0	0	0	0	0	0	0	0	0	0	0
2023	Oregon	13	13	82	49	33	5.0	42.0	4.5	40.0	2	0	0	0	2	1	2	0	0	0	0	0	0	0	0	0	0	0	0
TOTALS		52	45	309	214	95	16.0	66.0	5.5	47.0	4	4	64	36	0	16	4	5	0	0	0	0	0	0	0	0	0	0	0



JACOB MONK 62

CENTER/GUARD
Duke

Drafted: Fifth Round (a) » Overall: 163rd
Fifth center selected

Ht: 6-3 » Wt: 308 » Born: June 4, 2001 » High School Hometown: Wendell, N.C.

2024 DRAFT CHOICES

CAREER HIGHLIGHTS:

- ▶ Selected by the Packers with the first of two picks in the fifth round (No. 163 overall) of the 2024 NFL Draft, becoming the first offensive lineman from Duke to be drafted by Green Bay.
- ▶ Appeared in 59 games with 58 starts in his five seasons at Duke, opening games at three different spots on the offensive line (34 at right guard, 12 at center, 12 at right tackle).
- ▶ Was a two-time team captain and helped Duke to consecutive bowl games (2022 Military and 2023 Birmingham).
- ▶ Earned second-team All-Atlantic Coast honors in 2023, anchoring an offensive line that helped the Blue Devils rank tied for No. 24 in the nation in sacks allowed per game (1.31, 17 sacks in 13 games).
- ▶ In 2022, earned All-ACC honorable mention and helped clear the way for Duke to register a school-record 31 rushing TDs as the Blue Devils also ranked No. 1 in the ACC in sacks allowed (17).
- ▶ Took home All-ACC honorable mention in 2021, helping to clear holes for RB Mataeo Durant as he rushed for a single-season school-record 1,241 yards.
- ▶ In 2019, became the first true freshman to start a season opener on the offensive line for Duke since Bryan Morgan in 2007 and went on to start all 12 games at RT.
- ▶ Was a three-year team captain and a three-time all-conference selection at Corinth Holders High School in Wendell, N.C.
- ▶ Recorded 88 pancake blocks as a senior in 2018 and was rated as the No. 6 center in the country by ESPN.com.
- ▶ Graduated with a degree in African American studies and political science.

2023: Started all 13 contests, opening seven games at C and six at RG, and went on to earn second-team All-ACC recognition...Was a team captain for the second straight season and was the recipient of the team's K.D. Kennedy Iron Devil Award...Anchored an offensive line that helped the Blue Devils rank tied for No. 24 in the nation in sacks allowed per game (1.31, 17 sacks in 13 games)...Part of a line that helped the offense rank No. 2 in the ACC in tackles for a loss allowed per game (4.77)...**Vs. Clemson (Sept. 4):** Part of a line that did not allow a sack in the 28-7 season-opening win over the No. 9-ranked Tigers, with the 21-point victory marking Duke's largest over a top-10 foe since 1952...**Vs. Lafayette (Sept. 9):** Helped the Blue Devils rack up a season-high 515 yards of total offense as the line did not allow a sack for the second consecutive game...**Vs. Northwestern (Sept. 16):** Helped clear the way for Duke's season-high 268 rushing yards and five rushing TDs on 40 carries (6.7 avg.) as the Blue Devils featured three players with 60-plus rushing yards...**At UConn (Sept. 23):** Part of an offense that scored 38-plus points for the third straight game in the 41-7 win as the line did not allow a sack for the third time in the first four games...**Vs. N.C. State (Oct. 14):** Was named the ACC Offensive Lineman of the Week after grading out at 93 percent and posting seven knockdown blocks in the 24-3 win.

AT A GLANCE ...



- Appeared in 59 games with 58 starts in his five seasons at Duke, opening games at three different spots on the offensive line (34 at right guard, 12 at center, 12 at right tackle).
- Earned second-team All-Atlantic Coast honors in 2023 and twice earned All-ACC honorable mention (2021-22) while also being a two-time team captain (2022-23).
- Anchored an offensive line that helped the Blue Devils rank tied for No. 24 in the nation in sacks allowed per game in 2023 (1.31, 17 sacks in 13 games).
- In 2022, helped clear the way for Duke to register a school-record 31 rushing TDs as the Blue Devils also ranked No. 1 in the ACC in sacks allowed (17).
- In 2019, became the first true freshman to start a season opener on the offensive line for Duke since Bryan Morgan in 2007.
- Selected by the Packers with the first of two picks in the fifth round (No. 163 overall) of the 2024 NFL Draft, becoming the first offensive lineman from Duke to be drafted by Green Bay.
- Was a three-year team captain and a three-time all-conference selection at Corinth Holders High School in Wendell, N.C.

2022: Saw action in 11 games with 10 starts, opening five contests at RG and five at C...Earned All-ACC honorable mention and helped clear the way for Duke to register a school-record 31 rushing TDs as the Blue Devils also ranked No. 1 in the ACC in sacks allowed (17)...Helped clear holes for four different players to finish with 400-plus rushing yards on the season, a first for the program...Part of an offense that registered 30-plus points in nine of 13 games on the season as Duke ranked No. 5 in the conference and No. 31 in the country in scoring (32.8 ppg)...**Vs. Virginia (Oct. 1):** Was selected as the ACC co-Offensive Lineman of the Week for his performance in the 38-7 win as the Blue Devils posted 26 first downs and 377 total yards with no turnovers and just one sack allowed...**Vs. North Carolina (Oct. 15):** Helped the offense rack up a season-high 542 total yards and a season-best 297 rushing yards and four TDs on 42 carries (7.1 avg.) as the line allowed only one sack...**Vs. Wake Forest (Nov. 26):** Part of a line that helped the Blue Devils record 507 total yards as QB Riley Leonard was sacked just once and threw for a career-high 391 yards and four TDs.

2021: Started all 12 games at RG and earned All-ACC honorable mention...Helped clear the way for Durant to rush for a single-season school-record 1,241 yards and nine TDs on 255 carries (4.9 avg.) as he ranked No. 18 in the nation in rushing yards per game (103.4 ypg)...**At Charlotte (Sept. 3):** Part of an offense that racked up 581 total yards, highlighted by a season-high 353 rushing yards on 44 carries (8.0 avg.) with Durant leading the way with a school-record 255 yards and three TDs on 29 attempts (8.8 avg.)...**Vs. Northwestern (Sept. 18):** Part of a line that allowed just one sack as the Blue Devils posted 558 total yards...**Vs. Kansas (Sept. 25):** Helped the offense register a season-high 607 total yards and a season-high 52 points as the line did not allow a sack of QB Gunnar Holmberg, who finished with a season-high 328 yards and a TD on 22-of-29 passing (75.9 pct.).

COMMUNITY

ADMIN. & COACHES

VETERANS

MONK

2023 REVIEW

RECORDS & HISTORY

LAMBEAU FIELD

MISC.

2020: Started all 11 games at RG as the Blue Devils featured a 100-yard rusher six times on the season (Durant, four; RB Deon Jackson, two)...**At Syracuse (Oct. 10):** Helped the offense record a season-high 645 total yards, highlighted by the Blue Devils' season-high 363 rushing yards as Jackson (169) and Durant (163) became the first Duke duo in school history to both rush for 150-plus yards in the same game...

Vs. Charlotte (Oct. 31): Part of a line that allowed only one sack as the Blue Devils featured a trio of 75-yard rushers in Durant (104), Jackson (101) and RB Jordan Waters (78)...**At Florida State (Dec. 12):** Part of a line that did not allow a sack and cleared the way for the Blue Devils' 245 rushing yards on 51 carries (4.8 avg.).

2019: Started all 12 games at RT as a true freshman, helping the Blue Devils rank tied for No. 12 in the country in tackles for a loss allowed (59.0)...**Vs. Alabama (Aug. 31):** Became the first true freshman to start on the offensive line for Duke in a season opener since Morgan in 2007...**Vs. North Carolina A&T (Sept. 7):** Part of a line that did not allow a sack as the Blue Devils racked up a season-high 574 total yards, including a career-high 345 passing yards from QB Quentin Harris.

HIGH SCHOOL: Was a three-year team captain and a three-time all-conference selection at Corinth Holders High School in Wendell, N.C. ...Recorded 88 pancake blocks as a senior in 2018 and was rated as the No. 6 center in the country by ESPN.com...Was selected to play in the Shrine Bowl of the Carolinas...Was invited to play in the Pro Football Hall of Fame World All-Star Bowl...Was named to the *USA Today* American Family Insurance All-USA North Carolina Team as a junior and as a senior...As a junior, posted 25 pancake blocks and added 15 tackles for a loss and seven sacks as a defensive lineman...Also lettered three years in track and field in the shot put and discus.



PERSONAL: Given name Jacob Elijah Monk...Born in Raleigh, N.C. ...His father, Stanley, was a four-year letterwinner at running back at Duke (1984-87) and signed with the Dallas Cowboys as an undrafted free agent...His late uncle, Quincy Monk, was selected in the seventh round of the 2002 NFL Draft out of the University of North Carolina by the N.Y. Giants and went on to play linebacker for the Giants (2002-03) and Houston Texans (2004)...Visited elementary schools in Raleigh when he was in college.

JACOB MONK'S COLLEGE STATISTICS

DATE	TEAM	GP	GS
2019	Duke	12	12
2020	Duke	11	11
2021	Duke	12	12
2022	Duke	11	10
2023	Duke	13	13
TOTALS		59	58

PACKERS IN THE COLLEGE ALL-STAR GAME

- From 1934-73 and 1975-76, the NFL participated in what was called the College All-Star Game. It kicked off the league's preseason, but it was the most popular game in pro football for many years.
- Chicago's Soldier Field, even when the Bears were playing at Wrigley Field, served as the game's stage for all but two years. Dyché Stadium in Evanston, Ill., was the site in 1943 and '44. An NFL labor dispute forced cancellation of the 1974 game.
- The Packers played in the game eight times and benefited greatly from the exposure, especially in the Curly Lambeau era. When the Packers and All-Stars drew 84,560 for the 1937 game, the Packers had never played before more than 37,000 fans in an NFL regular-season game. They appeared in the game that summer by virtue of winning the 1936 NFL Championship Game, which drew a crowd of 29,545.
- Up until the time he died in 1965, Lambeau said the Packers' victory in the 1940 College All-Star Game was the biggest of his coaching

career. "Maybe this sounds funny for me to say, but I believe pro football, all of pro football, turned the corner in that game," Lambeau said shortly before his death. As coach of the Packers, Lambeau won six NFL championships.

PACKERS VS. COLLEGE ALL-STARS (6-2) (All games at Soldier Field, Chicago)

Year	Result	Attendance
1937	All-Stars 6, Packers 0	84,560
1940	Packers 45, All-Stars 28	84,567
1945	Packers 19, All-Stars 7	92,753
1962	Packers 42, All-Stars 20	65,000
1963	All-Stars 20, Packers 17	65,000
1966	Packers 38, All-Stars 0	72,000
1967	Packers 27, All-Stars 0	70,934
1968	Packers 34, All-Stars 17	69,917



»» KITAN OLADAPO 27

SAFETY
Oregon State

Drafted: Fifth Round (b) »» Overall: 169th
37th defensive back selected

Ht: 6-2 »» Wt: 216 »» Born: October 10, 2000 »» High School Hometown: Portland, Ore.

CAREER HIGHLIGHTS:

- ▶ Selected by the Packers with the second of two picks in the fifth round (No. 169 overall) of the 2024 NFL Draft, becoming the 11th Oregon State player drafted by the Packers.
- ▶ Became just the second Oregon State defensive back selected by the Packers, joining Tim Smith (eighth round, No. 199 overall, 1980).
- ▶ Appeared in 46 games with 38 starts in five seasons (2019-23) at Oregon State, recording 248 tackles (145 solo), 15½ tackles for a loss, 6½ sacks, five QB hurries, three interceptions, 27 passes defended, two forced fumbles and a fumble recovery.
- ▶ Earned first-team All-America honors from Pro Football Focus and first-team All-Pacific-12 recognition from The Associated Press in 2023 after recording 74 tackles (No. 2 on the team) and a career-best two interceptions.
- ▶ Finished No. 2 on the team with a career-best 80 tackles (48 solo) and 2½ sacks in 2022, earning first-team All-Pac-12 honors from AP and Pro Football Focus.
- ▶ Played in all 13 games with 12 starts in 2021, receiving All-Pac-12 honorable mention from the conference's coaches and third-team All-Pac-12 honors from Pro Football Focus after leading the team in passes defended (career-best nine) and ranking No. 4 on the team in tackles (69).
- ▶ Saw action in seven games with one start in his first two seasons (2019-20).
- ▶ Earned first-team all-state honors at Central Catholic High School (Portland Ore.), helping the team win a state title in 2017.
- ▶ Earned his degree in design and innovation management.

2023: Started all 13 games for the second consecutive season, totaling 74 tackles (44 solo), three tackles for a loss, a sack, a career-best two INTs, 10 passes defended (tied career high), a forced fumble and a fumble recovery...Earned first-team All-America honors from Pro Football Focus and first-team AP All-Pac-12 recognition along with second-team All-Pac-12 honors from Phil Steele's College Football...Finished No. 2 on the team in tackles and tied for the team lead in INTs...**At San Jose State (Sept. 3):** Registered seven tackles (five solo) and recovered a fumble by QB Chevan Cordeiro on a sack by LB John McCartan in the fourth quarter to give the offense the ball at the OSU 46 and set up a drive that resulted in a TD and expanded the lead to 42-10...**At California (Oct. 7):** Posted a season-high 12 tackles, a tackle for a loss and a pass defended...**Vs. UCLA (Oct. 14):** Registered five tackles (all solo) and sacked QB Dante Moore at the OSU 47 in the fourth quarter...**Vs. Stanford (Nov. 11):** Named the East-West Shrine Bowl Breakout Defensive Player Of The Week after posting two tackles (one solo) and a career-high two INTs. Became the first Beaver with two picks in a game since CB Treston Deoud in 2016 vs. Idaho State and the first OSU player to do so in a Pac-12 game since CB Rashaad Reynolds in 2013 at Washington State...**Vs. Washington (Nov. 18):** Recorded three tackles (all solo) and forced a fumble on a long run by RB Dillon Johnson that was recovered by S Akili Arnold at the OSU 5 in the second quarter...**At Oregon (Nov. 24):** Posted 11 tackles (seven solo) and a pass defended...**Vs. Notre**

AT A GLANCE ...



- Name is pronounced kuh-TAWN oh-luh-DAPP-oh.
- Played in 46 games with 38 starts in five seasons (2019-23) at Oregon State, recording 248 tackles (145 solo), 15½ tackles for a loss, 6½ sacks, five QB hurries, three INTs, 27 passes defended, two forced fumbles and a fumble recovery.
- Earned first-team All-America honors from Pro Football Focus and first-team All-Pacific-12 recognition from The Associated Press in 2023.
- Started all 26 games over his final two seasons and finished No. 2 on the team in tackles in both of those seasons, including a career-best 80 tackles in 2022 on his way to earning first-team AP All-Pac-12 recognition.
- Selected by the Packers with the second of two picks in the fifth round (No. 169 overall) of the 2024 NFL Draft, becoming just the second Oregon State defensive back to be drafted by the Packers (DB Tim Smith, eighth round in 1980).
- Earned first-team all-state honors at Central Catholic High School (Portland Ore.), helping the Rams win a state title in 2017.

Dame (Tony the Tiger Sun Bowl, Dec. 29): Led the team with 11 tackles (season-best eight solo), a tackle for a loss and a pass defended.

2022: Started all 13 games, earning first-team All-Pac-12 honors from AP and Pro Football Focus and fourth-team All-Pac-12 recognition from Phil Steele's College Football...Finished No. 2 on the team with a career-best 80 tackles (48 solo), four tackles for a loss, 2½ sacks (No. 2 on the team), three QB hurries and six passes defended...Registered five-plus tackles in eight contests...**At Fresno State (Sept. 10):** Was named the Pac-12 Defensive Player of the Week after recording 15 tackles (career-best 12 solo), 1½ tackles for a loss, a pass defended and a sack when he took down QB Jake Haener for a loss of 12 yards on third-and-13 to force a punt...**Vs. USC (Sept. 24):** Tallied seven tackles (two solo), a tackle for a loss and a pass defended, and with the Trojans at the OSU 34, sacked QB Caleb Williams for an 11-yard loss on third-and-12 to force a punt in the third quarter...**Vs. Washington State (Oct. 15):** Finished with six tackles (four solo), two passes defended and a half-sack in the 24-10 win, the fewest points allowed by the Beavers to the Cougars since 2012...**Vs. Oregon (Nov. 26):** Registered a career-high 17 tackles (10 solo) and a shared tackle for a loss to earn Pac-12 Defensive Player of the Week honors...**Vs. Florida (SRS Distribution Las Vegas Bowl, Dec. 17):** Posted five tackles (two solo) and a shared tackle for a loss as the Beavers held the Gators to just 39 yards on 33 carries (1.2 avg.) in the 30-3 win.

2021: Played in all 13 games with 12 starts and earned third-team All-Pac-12 honors from Pro Football Focus...Registered 69 tackles (37 solo), six tackles for a loss, a sack and a career-best 10 passes defended...Led the team in passes defended and ranked No. 4 on the team in tackles...Registered five-plus tackles in each of the last seven games of the season...**Vs. Hawaii (Sept. 11):** Recorded two tackles (both solo) and a season-best three passes defended...**At USC (Sept. 25):**

2024 DRAFT CHOICES

COMMUNITY

ADMIN. & COACHES

VETERANS

OLADAPO

2023 REVIEW

RECORDS & HISTORY

LAMBEAU FIELD


MISC.

Registered six tackles (two solo) and a pass defended...**Vs. Utah (Oct. 23):** Recorded eight tackles (three solo) and a shared tackle for a loss...**At California (Oct. 30):** Finished with eight tackles (four solo) and a pass defended...**At Colorado (Nov. 6):** Registered six tackles (three solo) and a career-high three tackles for a loss...**Vs. Stanford (Nov. 13):** Finished with six tackles (four solo) and two passes defended...**At Oregon (Nov. 27):** Posted a season-best nine tackles (seven solo) and a tackle for a loss...**Vs. Utah State (Jimmy Kimmel LA Bowl, Dec. 18):** Registered six tackles (three solo) and an interception when he picked off QB Cooper Legas at the OSU 17 early in the fourth quarter.

2020: Played in all six games in the pandemic-shortened season, making one start and recording 26 tackles (16 solo), 2½ tackles for loss, two sacks, a forced fumble and a pass defended...Led the team in sacks and finished No. 8 on the team in tackles...**Vs. Washington State (Nov. 7):** Posted two tackles (both solo) and on a second-and-goal at the OSU 6, sacked QB Jayden De Laura for a loss of 10 yards as the Cougars were forced to settle for a 34-yard field goal...**Vs. Oregon (Nov. 27):** Recorded a season-best nine tackles (six solo) and a pass defended...**Vs. Stanford (Dec. 12):** Finished with six tackles (four solo) and 1½ tackles for loss, and forced a fumble on a sack of QB Davis Mills that was recovered by Stanford to force a second-and-16 in the third quarter...**Vs. Arizona State (Dec. 19):** Recorded five tackles (four solo).

2019: Saw action in one game as a redshirt freshman (vs. Arizona, Nov. 2).

HIGH SCHOOL: Earned first-team all-state honors at Central Catholic High School (Portland Ore.), helping the team win a state title in 2017...Earned first-team all-league recogni-



tion...Lettered two years in football, playing cornerback, running back and wide receiver...Also lettered two years in rugby.

PERSONAL: Given name Olakitan Oladapo...Name is pronounced kuh-TAWN oh-luh-DAPP-oh...Born in West Covina, Calif. ...Nickname is "KT"...His brother, Kash, plays soccer at the University of Portland.

KITAN OLADAPO'S COLLEGE DEFENSIVE STATISTICS

YEAR	TEAM	GP	GS	TK	S	TACKLES					INTERCEPTIONS										ST				MISC											
						A	TFL	YDS	SK	YDS	QBH	NO	YDS	LG	TD	PD	FF	FR	TD	YDS	TK	S	A	FF	FR	S	A									
2019	Oregon St.	1	0	0	0	0	0.0	0.0	0.0	0.0	0	0	0	0	0	0	0	0	0	0	0	0	0	0	0	0	0	0	0	0	0	0	0	0		
2020	Oregon St.	6	1	26	16	10	2.5	19.0	2.0	17.0	0	0	0	0	0	1	1	0	0	0	0	0	0	0	0	0	0	0	0	0	0	0	0	0	0	
2021	Oregon St.	13	11	69	37	32	6.0	14.0	1.0	1.0	1	1	0	0	0	10	0	0	0	0	0	0	0	0	0	0	0	0	0	0	0	0	0	0	0	0
2022	Oregon St.	13	13	80	48	32	4.0	28.0	2.5	25.0	3	0	0	0	0	6	0	0	0	0	0	0	0	0	0	0	0	0	0	0	0	0	0	0	0	0
2023	Oregon St.	13	13	74	44	30	3.0	5.0	1.0	1.0	1	2	14	14	0	10	1	1	0	0	0	0	0	0	0	0	0	0	0	0	0	0	0	0	0	0
TOTALS		46	38	249	145	104	15.5	66.0	6.5	44.0	5	3	14	14	0	24	2	1	0	0	0	0	0	0	0	0	0	0	0	0	0	0	0	0	0	0

THE BONUS CHOICE, 1947-58

1947	Chicago Bears	Bob Fenimore, Oklahoma A&M	HB
1948	Washington	Harry Gilmer, Alabama	QB
1949	Philadelphia	Chuck Bednarik, Pennsylvania	C
1950	Detroit	Leon Hart, Notre Dame	E
1951	New York Giants	Kyle Rote, Southern Methodist	HB
1952	Los Angeles Rams	Bill Wade, Vanderbilt	QB
1953	San Francisco	Harry Babcock, Georgia	E
1954	Cleveland Browns	Bobby Garrett, Stanford	QB
1955	Baltimore Colts	George Shaw, Oregon	QB
1956	Pittsburgh	Gary Glick, Colorado A&M	DB
1957	Green Bay	Paul Hornung, Notre Dame	HB
1958	Chicago Cardinals	King Hill, Rice	QB

Each NFL club from 1947-58 received by random draw one "bonus choice," the No. 1 overall selection in the draft. That team then forfeited its last-round choice and was eliminated from future draws. In 1957, Green Bay used its bonus pick to select "Golden Boy" Paul Hornung.



TRAVIS GLOVER 79

TACKLE
Georgia State

Drafted: Sixth Round » Overall: 202nd
23rd tackle selected

Ht: 6-6 » Wt: 317 » Born: August 17, 2000 » High School Hometown: Vienna, Va.

CAREER HIGHLIGHTS:

- ▶ Selected by the Packers in the sixth round (No. 202 overall) of the 2024 NFL Draft, becoming the first Georgia State player ever drafted by Green Bay.
- ▶ Became just the fourth player drafted in school history, joining DL Christo Bilukidi (sixth round in 2012, Oakland), OL Ulrick John (seventh round in 2014, Indianapolis) and WR Robert Davis (sixth round in 2017, Washington).
- ▶ Played in 59 games with 57 starts (35 at LT, 18 at RT and four at LG) in five seasons at Georgia State (2019-23).
- ▶ Earned first-team All-Sun Belt Conference honors after starting all 12 regular-season games at LT in 2023.
- ▶ Started all 13 games at LT and helped the offense average 226.4 rushing yards per game in 2021, ranking No. 8 in the country in 2021 and No. 2 in program history for a single season.
- ▶ Helped Georgia State rank No. 8 in the nation in rushing (209.2 ypg) from 2021-23.
- ▶ Started all 10 games at LT in 2020, helping pave the way for a school-record average of 33.3 points per game.
- ▶ Was named to the FWAA-Shaun Alexander Freshman All-America team in 2019 after starting all 13 games at RT and helping the offense rank No. 1 in program history in rushing yards per game (241.6), rushing TDs (30) and total offense per game (439.8).
- ▶ Earned his degree in interdisciplinary studies and early childhood development.

2023: Started all 12 regular-season games at LT and earned first-team All-Sun Belt Conference honors from the coaches and media... Helped the offense average 188.1 rushing yards per game, ranking No. 1 in the conference and No. 25 in the nation... Blocked for RB Marcus Carroll, who scored a team-best 13 TDs and averaged 112.5 yards per game on the ground, the sixth-best average in the nation, as he led the Sun Belt in rushing yards... Helped protect QB Darren Grainger, who posted a school-record 68.2 completion percentage and accounted for 30 TDs (20 passing, 10 rushing)... **Vs. Rhode Island (Aug. 31):** Blocked for Carroll as he rushed for 184 yards and three TDs on 23 carries (8.0 avg.) while the line did not allow sack of Grainger... **Vs. UConn (Sept. 9):** Helped Carroll (107) and Grainger (142) rush for 100-plus yards each as they combined for four TDs on the ground... **At Coastal Carolina (Sept. 21):** Blocked for Carroll, who recorded his third 100-yard rushing game on the season with 150 yards and a TD on 29 carries (5.2 avg.) as the offensive line did not allow a sack... **At Georgia Southern (Oct. 26):** Helped Carroll to a career-high 208 rushing yards and two TDs on 28 attempts (7.4 avg.) while Grainger threw for 157 yards and two TDs... **At Old Dominion (Nov. 25):** Anchored an offensive line that did not allow a sack of Grainger as he completed 26 of 36 passes (72.2 pct.) for 203 yards and two TDs.

2022: Played in 11 games with nine starts (four at LG and five at RT)... Helped the Panthers average 213.5 rushing yards per game, which ranked No. 1 in the conference and No. 14 in the nation... **At South Carolina (Sept. 3):** Part of an

AT A GLANCE ...



- Played in 59 games with 57 starts (35 at left tackle, 18 at right tackle and four at left guard) in five seasons at Georgia State (2019-23).
- Made 45 consecutive starts to begin his career at Georgia State from 2019-2022 before missing a game due to injury late in the 2022 season.
- Earned first-team All-Sun Belt Conference honors from the coaches and media as a senior in 2023.
- Was named to the FWAA-Shaun Alexander Freshman All-America team in 2019, joining WR Penny Hart (2015) as the only honorees in program history.
- Helped the Panthers to four bowl games in five seasons while being part of an offense that set single-season program records in multiple categories during his career.
- Helped Georgia State rank No. 8 in the nation in rushing (209.2 ypg) from 2021-23.
- Earned first-team all-state honors from the *Atlanta Journal-Constitution* and the Georgia Sportswriters Association and first-team All-Region 4-A recognition after helping Dooly County reach the state playoffs as a senior.

offensive line that did not allow a sack in the season opener as the Panthers rushed for 200 yards on 40 carries (5.0 avg.)... **Vs. Charlotte (Sept. 17):** Helped the offense rack up a season-high 602 yards of total offense as Grainger completed 22 of 34 passes (64.7 pct.) for 343 yards and four TDs and RB Tucker Gregg rushed for 100 yards and two TDs... **At Southern Mississippi (Nov. 5):** Blocked for two 100-yard rushers as Carroll posted a season-high 163 yards and three TDs on 24 carries (6.8 avg.) and Grainger registered 143 yards on 13 carries (11.0 avg.).

2021: Started all 13 games at LT, helping the offense rank No. 8 in the nation in rushing offense (226.4 ypg), the second-best single-season mark in program history... Blocked for two of the Sun Belt's top-10 rushers in Gregg (953) and RB Jamyest Williams (859) as they tied for the team lead with nine rushing TDs each... **At Auburn (Sept. 25):** Blocked for Gregg as he rushed for 150 yards and a TD on 12 carries (12.5 avg.)... **At University of Louisiana Monroe (Oct. 9):** Helped the offense compile a season-high 572 total yards as Grainger completed 18 of 25 passes (72.0 pct.) for 230 yards and four TDs and did not get sacked. The Panthers also rushed for a season-high 334 yards on 58 carries (5.6 avg.)... **Vs. Arkansas State (Nov. 20):** Blocked for Williams as he rushed for a season-high 125 yards and two TDs on 16 carries (7.8 avg.)... **Vs. Ball State (TaxAct Camellia Bowl, Dec. 25):** Helped Grainger register 325 yards of offense as he threw for 203 yards and three TDs while not being sacked and rushed for 122 yards and a TD on 11 attempts (11.1 avg.).

2020: Started all 10 games at LT, playing nearly every snap for an offense that averaged a school-record 33.3 points per game... Helped the offense finish the season with 1,940 rushing yards (No. 4 in program history) and average 194.0 rushing yards per game (No. 3 in program history) with 22 rushing TDs (No. 3 in program history)... Helped the offense average 424.3

COMMUNITY

ADMIN. & COACHES

VETERANS

GLOVER

2024 REVIEW

RECORDS & HISTORY

LAMBEAU FIELD

MISC.

total yards per game for the third-best mark in school history... Anchored an offensive line that only allowed 1.2 sacks per game, which was tied for No. 13 in the nation... **Vs. Louisiana (Sept. 19):** Blocked for RB Destin Coates as he carried the ball 34 times for 150 yards (4.4 avg.) and a TD... **Vs. East Carolina (Oct. 3):** Helped QB Cornelious Brown IV complete 18 of 28 passes (64.3 pct.) for 238 yards and three TDs while the line did not allow a sack... **At Arkansas State (Oct. 15):** Blocked for an offense that posted a season-high 583 total yards while the offensive line did not allow a sack. Helped Brown throw for 314 yards and three TDs while Gregg rushed for 142 yards and one TD on 14 carries (10.1 avg.)... **Vs. University of Louisiana Monroe (Nov. 7):** Helped Brown earn Sun Belt Offensive Player of the Week honors after he completed 20 of 32 passes (62.5 pct.) for 241 yards and accounted for four TDs (three passing, one rushing) against the Warhawks... **Vs. Western Kentucky (LendingTree Bowl, Dec. 26):** Protected Brown, who threw for 232 yards and three TDs and was named the game MVP. Also helped clear the way for Coates to rush for 117 yards and a TD.

2019: Started all 13 games at RT as a redshirt freshman... Was named to the FWAA-Shaun Alexander Freshman All-American team, becoming only the second player in program history to receive the honor (WR Penny Hart, 2015)... Part of an offensive line that helped the offense set multiple program records including points scored (406), rushing yards (3,141), rushing yards per game (241.6), rushing TDs (30), total offense (5,718), and total offense per game (439.8)... Helped the Panthers rank No. 12 in the country and No. 2 in the conference in rushing offense (241.6 ypg)... **Vs. Furman (Sept. 7):** Blocked for an offense that compiled 566 total yards as QB Dan Ellington threw for 362 yards and a career-high five TDs while not getting sacked... **Vs. Arkansas State (Oct. 5):** Helped the offense set single-game school records in total yards (722), rushing yards (340) and first downs (39). The team's 39 first downs also tied the Sun Belt conference's single-game record. Ellington also completed 29 of 41 passes (70.7 pct.) for a career-high 382 yards and a TD... **Vs. Troy (Oct. 26):** Helped pave the way for RB Tra Barnett, who rushed for a school-record 242 yards and two TDs on 34 carries (7.1 avg.)... **Vs.**



Wyoming (NOVA Home Loans Arizona Bowl, Dec. 31): Part of an offensive line that did not allow a sack as the Panthers rushed for 199 yards on 38 carries (5.2 avg.).

HIGH SCHOOL: Was a two-year letterwinner at Dooly County High School in Vienna, Ga. ... Earned first-team all-state honors from the *Atlanta Journal-Constitution* and the Georgia Sportswriters Association as a senior... Earned first-team All-Region 4-A accolades... Helped team to state playoffs... Participated in the Georgia Elite Classic all-star game following his junior season... Also played basketball and participated in track and field for one year each.

PERSONAL: Given name Travis Centel Glover Jr. ... Born in Vienna, Ga.

TRAVIS GLOVER'S COLLEGE STATISTICS

DATE	TEAM	GP	GS
2019	Georgia St.	13	13
2020	Georgia St.	10	10
2021	Georgia St.	13	13
2022	Georgia St.	11	9
2023	Georgia St.	12	12
TOTALS		59	57

LOWEST-DRAFTED PACKERS PRO BOWLERS, 1939-2023

Drafted	Player	Pro Bowls
1956 (17, 200)	Bart Starr	4 (1960-62, 66)
1973 (12, 308)	Larry McCarren	2 (1982-83)
1987 (10, 255)	Don Majkowski	1 (1989)
1990 (6, 159)	Bryce Paup	1 (1994)
1992 (6, 157)	Mark Chmura	3 (1995, 97-98)
1994 (5b, 149)	Dorsey Levens	1 (1997)
1995 (5b, 170)	Travis Jervey	1 (1997)
1997 (6, 208)	Marco Rivera	3 (2002-04)
1999 (7b, 213)	Donald Driver	4 (2002, 06-07, 10)
2000 (5a, 149)	Kabeer Gbaja-Biamila	1 (2003)
2002 (5a, 156)	Aaron Kampman	2 (2006-07)
2004 (7, 251)	Scott Wells	1 (2011)
2017 (5b, 182)	Aaron Jones	1 (2020)

UNDRAFTED FREE AGENT PACKERS PRO BOWLERS

Name	Pro Bowls	Signed
Clarke Hinkle	2 (1938, 40)	1932
Don Hutson	3 (1940-42)	1935
Carl Mulleneaux	1 (1940)	1938
Willie Wood	7 (1962, 64-67, 69-70)	1960
Bob Brown	1 (1972)	1966
Paul Coffman	3 (1982-84)	1978
Sam Shields	1 (2014)	2010

■ Includes players drafted or signed by Green Bay.
 ■ Years represent the season in which the player was selected, not the year the game was played. Other than in 1940 and 1942, the Pro Bowl has been played in January or February following the regular season. The first game was played following the 1938 season.
 ■ The list does not include Packers who played in the game following the 1939 season. As the 1939 NFL champion, the Packers played the Pro All-Stars and their entire roster participated.
 ■ Hinkle and Hutson were signed before there was an NFL draft.

MICHAEL PRATT 17

QUARTERBACK
Tulane

Drafted: Seventh Round (a) Overall: 245th
11th quarterback selected

Ht: 6-2 Wt: 217 Born: September 30, 2001 High School Hometown: Deerfield Beach, Fla.

CAREER HIGHLIGHTS:

➤ Selected by the Packers with the first of two picks in the seventh round (No. 245 overall) of the 2024 NFL Draft, becoming the first Tulane quarterback to be drafted since J.P. Losman was picked by the Buffalo Bills in the first round (No. 22 overall) in 2004.

➤ Played in 45 games with 44 starts and finished his Tulane career as the school's all-time leader in passing yards (9,602), passing TDs (90), completion percentage (60.6) and interception percentage (2.16).

➤ Also finished his Tulane career ranked in the top 10 in school history in passing attempts (No. 3, 1,203), completions (No. 3, 729), yards per attempt (No. 3, 7.98), yards per completion (No. 7, 13.17) and 300-yard passing games (No. 6, five).

➤ Was the only FBS quarterback to throw 20-plus TD passes with fewer than 10 interceptions in each of the last four seasons (2020-23).

➤ Among FBS quarterbacks with 1,000-plus attempts, ranked No. 7 in the nation from 2020-23 in TD/INT ratio (3.46, 90/26).

➤ Was tied for No. 6 among FCS quarterbacks with 28 rushing TDs from 2020-23.

➤ Threw for 2,406 yards and 22 TDs with just five INTs on 185-of-283 passing (65.4 pct.) in 2023 on his way to being named the American Athletic Conference Offensive Player of the Year.

➤ Earned first-team All-AAC recognition in 2023 and was twice named the AAC Offensive Player of the Week (Sept. 4 and Oct. 23).

➤ Posted a career-high 3,009 passing yards in 2022, the fourth most in a season in school history, and a career-best 478 rushing yards and 10 rushing TDs on his way to earning second-team All-AAC honors.

➤ Completed 75 of 108 passes (69.4 pct.) for 1,380 yards and 16 TDs with just three INTs as a senior at Deerfield Beach (Fla.) High School in 2019 as he led the Bucks to the Class 8A semifinals.

➤ Earned his degree in kinesiology.

2023: Started all 11 games he appeared in, connecting on 185 of 283 passes (65.4 pct.) for 2,406 and 22 TDs with just five INTs on his way to being named the AAC Offensive Player of the Year and earning first-team All-AAC recognition...Ranked No. 2 on the team with 286 rushing yards and five TDs on 98 attempts (2.9 avg.)...Helped guide the Green Wave to an 11-3 overall record and an 8-1 mark in the conference...**Vs. South Alabama (Sept. 2):** Completed 14 of 15 passes (93.3 pct.) for a season-high 294 yards and four TDs with no INTs on his way to being named the AAC Offensive Player of the Week, finishing with a career-high average of 19.60 yards per attempt...**Vs. North Texas (Oct. 21):** Threw for 194 yards and three TDs on 15-of-21 passing (71.4 pct.) while adding a season-high 70 rushing yards and a TD on 15 attempts (4.7 avg.) as he was named the AAC Offensive Player of the Week for the second time on the season...**At Rice (Oct. 28):** Completed 22 of 30 passes (73.3 pct.) for 263 yards and

AT A GLANCE ...



- Played in 45 games with 44 starts and finished his Tulane career as the school's all-time leader in passing yards (9,602), passing TDs (90), completion percentage (60.6) and interception percentage (2.16).
- Was the only FBS quarterback to throw 20-plus TD passes with fewer than 10 interceptions in each of the last four seasons (2020-23).
- Among FBS quarterbacks with 1,000-plus attempts, ranked No. 7 in the nation from 2020-23 in TD/INT ratio (3.46, 90/26).
- Threw for 2,406 yards and 22 TDs with just five INTs on 185-of-283 passing (65.4 pct.) in 2023 on his way to being named the American Athletic Conference Offensive Player of the Year.
- Posted a career-high 3,009 passing yards in 2022, the fourth most in a season in school history, and a career-best 478 rushing yards and 10 rushing TDs on his way to earning second-team All-AAC honors.
- Selected by the Packers with the first of two picks in the seventh round (No. 245 overall) of the 2024 NFL Draft, becoming the first Tulane quarterback to be drafted since J.P. Losman was picked by the Buffalo Bills in the first round (No. 22 overall) in 2004.
- Completed 75 of 108 passes (69.4 pct.) for 1,380 yards and 16 TDs with just three INTs as a senior at Deerfield Beach (Fla.) High School in 2019 as he led the Bucks to the Class 8A semifinals.

two TDs while adding a rushing TD for the third straight game as he posted 40 yards on 12 carries (3.3 avg.)...**At Florida Atlantic (Nov. 18):** Threw for 252 yards and three TDs on 21-of-28 passing (75.0 pct.).

2022: Started all 13 games he played in, throwing for a career-high 3,009 yards and a career-best 27 TDs with just five INTs on 215-of-338 passing (63.6 pct.)...His passing-yardage total ranks No. 4 in single-season school history...Ranked No. 2 on the team with a career-high 478 rushing yards and a career-best 10 rushing TDs on 129 attempts (3.7 avg.)...Recorded four 300-yard passing games...Earned second-team All-AAC honors and was named to the AAC's All-Academic Team...**Vs. Alcorn State (Sept. 10):** Threw for 318 yards and three TDs with no INTs on 17-of-21 passing (81.0 pct.)...**At Kansas State (Sept. 17):** Rushed for a career-high 87 yards on 13 carries (6.7 avg.)...**Vs. East Carolina (Oct. 8):** Completed 27 of 34 passes (79.4 pct.) for 326 yards and two TDs with no INTs while adding a rushing TD...**At South Florida (Oct. 15):** Threw for 329 yards and two TDs with no INTs on 23-of-35 passing (65.7 pct.) along with two rushing TDs...**Vs. SMU (Nov. 17):** Threw three TD passes and ran for three TDs, finishing with 70 rushing yards on 10 carries (7.0 avg.)...**Vs. Central Florida (Dec. 3):** Posted a career-high 394 passing yards and four TDs on 20-of-33 passing (60.6 pct.) along with a rushing TD in the 33-20 win in the AAC title game...**Vs. Southern California (Goodyear Cotton Bowl, Jan. 2):** Completed 8 of 17 passes (47.1 pct.) for 234 yards and two TDs while adding 83 rushing yards on 15 carries (5.5 avg.) in the 17-8 win over the Trojans.

COMMUNITY

ADMIN. & COACHES

VETERANS

PRATT

2023 REVIEW

RECORDS & HISTORY

LAMBEAU FIELD

MISC.

2021: Started all 11 games he appeared in, throwing for 2,381 yards and 21 TDs with eight INTs on 189-of-328 passing (57.6 pct.)...Rushed for 154 yards and five TDs on 104 carries (1.5 avg.)...**At Oklahoma (Sept. 4):** Threw for 296 yards and three TDs with no INTs on 27-of-44 passing (61.4 pct.) while adding a rushing TD against the No. 2-ranked Sooners...**At SMU (Oct. 21):** Completed 11 of 22 passes (50.0 pct.) for 234 yards and three TDs with no INTs...**Vs. South Florida (Nov. 20):** Posted a season-high 311 yards and three TDs on 19-of-24 passing (79.2 pct.), recording a season-high average of 12.96 yards per attempt.

2020: Saw action in 10 games with nine starts as a true freshman, throwing for 1,806 yards and 20 TDs with eight INTs on 140-of-254 passing (55.1 pct.)...His 20 TD passes ranked No. 1 in the nation among true freshmen...Also rushed for 229 yards and eight TDs on 115 carries (2.0 avg.)...Threw for multiple TD passes in eight games on the season...**At Southern Miss (Sept. 26):** Came off the bench in his collegiate debut, throwing for 142 yards and two TDs on 9-of-19 passing (47.4 pct.) while adding seven carries for 40 yards (5.7 avg.) and a TD...**At Houston (Oct. 8):** Made his first start with the Green Wave, throwing for 141 yards and a TD while adding a rushing TD...**Vs. Memphis (Dec. 5):** Posted a season-high 254 passing yards and two TDs with no INTs on 21-of-33 passing (63.6 pct.) along with two rushing TDs.

HIGH SCHOOL: Completed 75 of 108 passes (69.4 pct.) for 1,380 yards and 16 TDs with just three INTs as a senior at Deerfield Beach (Fla.) High School in 2019 as he led the Bucks to the Class 8A semifinals...Added 43 carries for 200 yards (4.7 avg.) and three TDs, including one 100-yard rushing game...Attended Boca Raton (Fla.) High School for his first three years, where he connected on 91 of 172 passes (52.9 pct.) for 1,208 yards and 12 TDs with nine INTs and added 69 carries for 447 yards (6.5 avg.) and three TDs as a junior...



Also played basketball for three years...Played varsity baseball when he was in seventh and eighth grade.

PERSONAL: Given name Michael Wayne Pratt...Born in Miami, Fla. ...Did not start playing football until his freshman year of high school...Was home-schooled through his eighth-grade year...While at Tulane, was a supporter of the "Son of a Saint" program, which provides mentorship, education and support for boys that grow up without fathers involved in their lives...Also visited children's hospitals during his time at Tulane.

MICHAEL PRATT'S COLLEGE PASSING/RUSHING STATISTICS

DATE	TEAM	GP	GS	PASSING										RUSHING				
				ATT.	CMP.	PCT.	YDS	AVG.	TD	INT.	LG	SK	LST	NO.	YDS.	AVG.	LG	TD
2020	Tulane	10	9	254	140	55.1	1,806	7.1	20	8	52	33	206	115	229	2.0	39	8
2021	Tulane	11	11	328	189	57.6	2,381	7.3	21	8	59	28	167	105	152	1.4	18	5
2022	Tulane	13	13	338	215	63.6	3,009	8.9	27	5	87	28	138	129	478	3.7	40	10
2023	Tulane	11	11	283	185	65.4	2,406	8.5	22	5	50	20	95	98	286	2.9	26	5
TOTALS		45	44	1,203	729	60.6	9,602	8.0	90	26	87	109	606	447	1,145	2.6	40	28

MOST PACKERS SELECTIONS, SEVEN-ROUND ERA (1994-2024)

No	Year	Compensatory Selections	Notable selections
13	2023	1	LB Lukas Van Ness (1), TE Luke Musgrave (2a), WR Jayden Reed (2b), TE Tucker Kraft (3)
	2000	4	TE Bubba Franks (1), T Chad Clifton (2), LB Na'il Diggs (4a), DE Kabeer Gbaja-Biamila (5a), T Mark Tauscher (7a)
12	1999	4	CB Mike McKenzie (3a), DT Cletidus Hunt (3b), WR Donald Driver (7b)
	2006	2	LB A.J. Hawk (1), G Daryn Colledge (2a), WR Greg Jennings (2b)
11	2024	2	T/G Jordan Morgan (1), LB Edgerrin Cooper (2a), S Javon Bullard (2b)
	2022	3	LB Quay Walker (1a), DL Devonte Wyatt (1b), WR Christian Watson (2)
	2005	0	QB Aaron Rodgers (1), S Nick Collins (2a), LB Brady Poppinga (4b)
	2007	1	WR James Jones (3a), LB Desmond Bishop (6b), K Mason Crosby (6c)
	2013	1	DE Datone Jones (1), RB Eddie Lacy (2), T David Bakhtiari (4a), T JC Tretter (4b), RB Johnathan Franklin (4c)
10	2018	4	CB Jaire Alexander (1), CB Josh Jackson (2), LB Oren Burks (3), WR Marquez Valdes-Scantling (5c)
	1995	0	CB Craig Newsome (1), FB William Henderson (3b), LB Brian Williams (3c), WR Antonio Freeman (3d), G Adam Timmerman (7)
1	2011	1	T Derek Sherrod (1), WR Randall Cobb (2), RB Alex Green (3)
	2017	1	CB Kevin King (2a), RB Jamaal Williams (4b), RB Aaron Jones (5b)

Brian Gutekunst drafts in bold



KALEN KING 34

CORNERBACK
Penn State

Drafted: Seventh Round [b] Overall: 255th
53rd defensive back selected

Ht: 5-11 >> Wt: 190 >> Born: January 28, 2003 >> High School Hometown: Detroit, Mich.

CAREER HIGHLIGHTS:

>> Selected by the Packers with the second of two picks in the seventh round (No. 255 overall) of the 2024 NFL Draft, becoming the 15th player selected by Green Bay from Penn State and joining DB Bhawoh Jue (2001, third round, No. 71 overall) as the only defensive backs selected by the Packers.

>> Played in 38 games with 23 starts in three seasons at Penn State (2021-23).

>> Finished his career with 82 tackles (58 solo), 5½ tackles for a loss, three interceptions, 28 passes defended, two forced fumbles and one fumble recovery.

>> Earned second-team All-Big Ten honors from the coaches and media after starting all 12 games in 2023.

>> In 2023, was part of a Penn State defense that ranked No. 2 in the country in total defense (247.6 ypg) and first downs allowed per game (13.9), No. 3 in scoring defense (13.5 ppg) and No. 7 in passing defense (172.1 ypg).

>> Played in all 13 games in 2022 and recorded 21 passes defended, which led the Big Ten and ranked No. 3 in the nation.

>> Helped the Nittany Lions finished No. 9 in the nation in scoring defense (18.2 ppg) in 2022.

>> Earned All-America honors from the Walter Camp Football Foundation (second team), Pro Football Focus (third team) and Phil Steele's College Football (honorable mention) and earned third-team All-Big Ten honors from the coaches and media following the 2022 season.

>> Helped the Nittany Lions rank No. 5 in the nation in scoring defense in 2022-23 (15.8 ppg).

>> Appeared in all 13 games with one start as a true freshman in 2021, posting a career-high seven tackles (four solo) in the Outback Bowl against Arkansas.

>> Majored in recreation, park and tourism management.

2023: Started all 12 games and finished with 29 tackles (20 solo), 1½ tackles for a loss and two passes defended...Was tied for No. 7 on the team in total and solo tackles...Earned second-team All-Big Ten honors from the coaches and media...Helped the team rank No. 2 in the nation in total defense (247.6 ypg) and first downs allowed per game (13.9), No. 3 in scoring defense (13.5 ppg) and No. 7 in passing defense (172.1 ypg)...Was named to the Bednarik Award, Bronko Nagurski Trophy, Jim Thorpe Award and Lott IMPACT Trophy watch lists prior to the season...Earned first-team preseason All-American accolades from *The Associated Press*, *Sporting News* and *Pro Football Focus*...**Vs. West Virginia (Sept. 2):** Named the coaching staff's defensive player of the game after tallying four tackles (one solo)...**At Illinois (Sept. 16):** Posted four tackles (three solo) and a pass defended. Made a solo tackle short of the line to gain on third-and-10 to help get the ball back with 42 seconds left in the first half. Recorded a pass defended in the fourth quarter on third-and-12 to force Illinois to punt...**At Ohio State (Oct. 21):** Recorded a season-high six tackles (five solo) and a career-high 1½ tackles for

AT A GLANCE ...



- Played in 38 games with 23 starts in three seasons at Penn State (2021-23).
- Finished his career with 82 tackles (58 solo), 5½ tackles for a loss, three interceptions, 28 passes defended, two forced fumbles and one fumble recovery.
- Started all 12 regular-season games in 2023, earning second-team All-Big Ten honors from the coaches and media.
- Recorded 21 passes defended in 2022, ranking No. 1 in the Big Ten and No. 3 in the nation.
- Became only the second Penn State player since 2000 to record 20-plus passes defended in a season (21 in 2022), tying for No. 6 in program history.
- In 2022, earned All-America honors from the Walter Camp Football Foundation (second team), Pro Football Focus (third team) and *Phil Steele's College Football* (honorable mention) and earned third-team All-Big Ten honors from the coaches and media.
- Helped the Nittany Lions rank No. 5 in the nation in scoring defense in 2022-23 (15.8 ppg).
- Played in all 13 games as a true freshman in 2021, posting 23 tackles (15 solo), a tackle for a loss, five passes defended and a forced fumble.
- Lettered four years at Cass Technical High School in Detroit, Mich., where he was a two-time all-state, all-region, all-city and Detroit Public School League all-conference selection.

a loss. Shared a tackle for a loss on the second play from scrimmage in the second quarter, forcing the Buckeyes to punt. Pushed RB Miyan Williams out of bounds for a loss of 1 yard to record his other tackle for a loss...**Vs. Indiana (Oct. 28):** Talled three tackles (all solo) and a pass defended. Broke up a pass on third-and-3 to force the Hoosiers to go for it on fourth down in the third quarter...**At Maryland (Nov. 4):** Finished second on the team with five tackles (four solo).

2022: Appeared in all 13 games with nine starts, finishing with a career-best 30 tackles (23 solo), three tackles for a loss, three INTs, 21 passes defended, a forced fumble and a fumble recovery...Led the Big Ten and ranked No. 3 in the nation in passes defended...Finished tied for No. 8 in the conference in interceptions...Tied for No. 6 in program history in passes defended in a single season...Helped the team rank No. 9 in the nation in scoring defense (18.2 ppg)...Earned All-America honors from the Walter Camp Football Foundation (second team), Pro Football Focus (third team) and *Phil Steele's College Football* (honorable mention)...Named third-team All-Big Ten by the coaches and media...Garnered All-Big Ten accolades from PFF (first team), *AP* (second team) and *Phil Steele's College Football* (second team)...Honored as one of three players to receive the team's Keystone Award...**At Purdue (Sept. 1):** Recorded a solo tackle and a pass defended. Broke up a pass on third-and-18 early in the fourth quarter, forcing the Boilermakers to punt...**Vs. Central Michigan (Sept. 24):** Posted four tackles (three solo), four passes defended, a forced fumble and his first career fumble recovery. Forced a fumble, recovered it and returned it 1 yard in the fourth quarter...**Vs. Northwestern (Oct. 1):** Recorded two

2024 DRAFT CHOICES

COMMUNITY

ADMIN. & COACHES

VETERANS

KING

2023 REVIEW

RECORDS & HISTORY

LAMBEAU FIELD

MISC.

tackles (both solo), three passes defended and a QB hurry. Helped the defense force five three-and-outs on the Wildcats' first five possessions, a feat that had not happened against a Big Ten opponent since 2011...**Vs. Ohio State (Oct. 29):** Finished with four tackles (two solo), a tackle for a loss and a pass defended against the No. 2-ranked Buckeyes. His tackle for a loss came on a pass play when he stopped WR Emeke Egbuka for a loss of 2 yards on third down. Also broke up a pass on Ohio State's final possession of the first half, helping the Nittany Lions maintain the lead heading into halftime...**At Indiana (Nov. 5):** Logged his first career INT in the third quarter when he picked off QB Brendan Sorsby on a deep pass on second down, with Penn State's ensuing drive resulting in a TD...**Vs. Michigan State (Nov. 26):** Recorded four tackles (all solo), a tackle for a loss, an INT and a career-high six passes defended. Tackled RB Jalen Berger for a loss of 4 yards on a pass play on third-and-15 in the first quarter. Intercepted a pass on third-and-7 in the fourth quarter and on the next play from scrimmage, Penn State scored a TD...**Vs. Utah (Rose Bowl, Jan. 2):** Logged three tackles (two solo) and an INT. Snagged an INT on Utah's second drive of the game on second-and-13 in the first quarter. Penn State's offense followed with a nearly five-minute drive that went 82 yards on 11 plays to score the first TD of the game. Also made a solo tackle on third down late in the third quarter that forced Utah to punt.

2021: Played in all 13 games with one start as a true freshman, finishing with 23 tackles (15 solo), a tackle for a loss, five passes defended and a forced fumble...Was tied for No. 3 on the team in passes defended...**Vs. Ball State (Sept. 11):** Recorded three tackles (all solo) and his first career forced fumble in the fourth quarter...**Vs. Michigan (Nov. 13):** Posted three tackles (two solo) and a pass defended. Collected his first career pass defended when he broke up a pass in the second quarter that led to a third-and-14 and an eventual turnover on downs...**Vs. Rutgers (Nov. 20):** Logged a pair of passes defended to help the team to its second shutout victory of the season, marking the first time since joining the Big Ten (1993) that the Nittany Lions had shut out two conference opponents in a single season...**At Michigan State (Nov. 27):** Recorded five tackles (four solo), a tackle for a loss and a pass defended. Broke up a pass in the second quarter that helped hold the Spartans to a field goal. Made a tackle for a loss in the fourth quarter on a first-down play that was followed by two incomplete passes and a punt...**Vs. Arkansas (Outback Bowl, Jan. 1):** Posted a career-high seven tackles (four solo) and a pass defended. Forced the Razorbacks to punt with a pass defended on a third down in the first quarter.



HIGH SCHOOL: Lettered four years at Cass Technical High School in Detroit, Mich...Earned all-state, all-region, all-city and Detroit Public School League all-conference honors as a junior and senior...As a senior, recorded 13 tackles, three INTs and eight passes defended on defense and scored eight touchdowns as a wide receiver on offense...Posted 25 tackles, an INT and five passes defended as well as 13 touchdowns on offense as a junior...Helped lead the Technicians to an 11-2 record with an INT, eight passes defended and two forced fumbles as a sophomore...As a freshman, tallied three passes defended as the team went 11-3 and earned district and regional titles...Also played basketball for three years and participated in track for two years.

PERSONAL: Given name Kalen Daron King...Born in Detroit, Mich...His twin brother, Kobe, is a linebacker for Penn State.

KALEN KING'S COLLEGE DEFENSIVE STATISTICS

YEAR	TEAM	GP	GS	TACKLES							INTERCEPTIONS							ST			MISC						
				TK	S	A	TFL	YDS	SK	YDS	QBH	NO	YDS	LG	TD	PD	FF	FR	TD	YDS	TK	S	A	FF	FR	S	A
2021	Penn St.	13	1	23	15	8	1.0	2.0	0.0	0.0	0	0	0	0	5	1	0	0	0	0	0	0	0	0	0	0	0
2022	Penn St.	13	10	30	23	7	3.0	8.0	0.0	0.0	1	3	0	0	18	1	1	0	1	0	0	0	0	0	0	0	
2023	Penn St.	12	12	29	20	9	1.5	2.0	0.0	0.0	0	0	0	0	2	0	0	0	0	0	0	0	0	0	0	0	
TOTALS		38	23	82	58	24	5.5	12.0	0.0	0.0	1	3	0	0	25	2	1	0	1	0	0	0	0	0	0	0	

ROOKIES VS. FIRST-YEAR PLAYERS


Rookies are players in their first year of pro football who have not been on another pro football team's roster for any regular-season or postseason games. First-year players are those who have played in other pro sports leagues (Arena Football League, etc.), have participated in previous NFL training camps, or have been on an NFL team's active, inactive or reserve list fewer than six games.

The rule originated when Lawrence McCutcheon, drafted by the Los Angeles Rams in 1972, played only three games in his "rookie" season, then rushed for 1,097 yards in 1973. Today, due to McCutcheon and because rosters began expanding around the 1970 NFL-AFL merger (reserve lists formalized, etc.), that year is considered the beginning of the rookie rule. So today, for records purposes, the Packers use 1970 as a separator. From 1921-69, anyone who had yet to play three league games was generally considered a rookie.

GREEN BAY'S 101 FIRST-ROUND DRAFT CHOICES

Year	Overall	Name	Pos.	School	Year	Overall	Name	Pos.	School
1936	7	Russ Letlow	G	San Francisco	1979	15	Eddie Lee Ivery	RB	Georgia Tech
1937	9	Ed Jankowski	B	Wisconsin	1980	4	Bruce Clark	DT	Penn State
1938	7	Cecil Isbell	B	Purdue	26	George Cumbly	LB	Oklahoma	
1939	9	Larry Buhler	B	Minnesota	6	Rich Campbell	QB	California	
1940	9	Hal Van Every	B	Minnesota	1982	22	Ron Hallstrom	G	Iowa
1941	7	George Paskvan	B	Wisconsin	1983	11	Tim Lewis	CB	Pittsburgh
1942	9	Urban Odson	T	Minnesota	1984	12	Alphonso Carreker	DE	Florida State
1943	8	Dick Wildung	T	Minnesota	1985	7	Ken Ruetters	T	Southern Cal.
1944	7	Merv Pregulman	G	Michigan	1986	14	<i>(dealt to San Diego in Mossy Cade trade)</i>		
1945	11	Walt Schlinkman	FB	Texas Tech	1987	4	Brent Fullwood	RB	Auburn
1946	6	John Stryzalski	B	Marquette	1988	7	Sterling Sharpe	WR	South Carolina
1947	6	Ernie Case	QB	UCLA	1989	2	Tony Mandarich	T	Michigan State
1948	7	Earl (Jug) Girard	B	Wisconsin	1990	18	Tony Bennett	LB	Mississippi
1949	5	Stan Heath	QB	Nevada	19	Darrell Thompson	RB	Minnesota	
1950	4	Clayton Tonnmaker	C	Minnesota	1991	19	Vernie Clark	CB	Ohio State
1951	5	Bob Gain	T	Kentucky	1992	5	Terrell Buckley	CB	Florida State
1952	4	Babe Parilli	QB	Kentucky	1993	15	Wayne Simmons	LB	Clemson
1953	7	Al Carmichael	HB	Southern Cal.	29	George Teague	S	Alabama	
1954	3	Art Hunter	T	Notre Dame	1994	16	Aaron Taylor	G	Notre Dame
4	Veryl Switzer	HB	Kansas State	1995	32	Craig Newsome	CB	Arizona State	
1955	5	Tom Bettis	G/LB	Purdue	1996	27	John Michels	T	Southern Cal.
1956	8	Jack Losch	HB	Miami (Fla.)	1997	30	Ross Verba	T	Iowa
1957	1	Paul Hornung	HB	Notre Dame	1998	19	Vonnie Holliday	DT	North Carolina
4	Ron Kramer	E	Michigan	1999	25	Antuan Edwards	CB	Clemson	
1958	3	Dan Currie	C	Michigan State	2000	14	Bubba Franks	TE	Miami (Fla.)
1959	1	Randy Duncan	QB	Iowa	2001	10	Jamal Reynolds	DE	Florida State
1960	5	Tom Moore	HB	Vanderbilt	2002	20	Javon Walker	WR	Florida State
1961	12	Herb Adderley	DB	Michigan State	2003	29	Nick Barnett	LB	Oregon State
1962	14	Earl Gros	FB	Louisiana State	2004	25	Ahmad Carroll	CB	Arkansas
1963	14	Dave Robinson	DE	Penn State	2005	24	Aaron Rodgers	QB	California
1964	13	Lloyd Voss	T	Nebraska	2006	5	A.J. Hawk	LB	Ohio State
1965	7	Donny Anderson	HB	Texas Tech	2007	16	Justin Harrell	DT	Tennessee
10	Lawrence Elkins	WR	Baylor	2008	30	<i>(dealt to N.Y. Jets in draft-day trade)</i>			
1966	9	Jim Grabowski	FB	Illinois	2009	9	B.J. Raji	NT	Boston College
13	Gale Gillingham	T	Minnesota	26	Clay Matthews	LB	Southern Cal.		
1967	9	Bob Hyland	C/G	Boston College	2010	23	Bryan Bulaga	T	Iowa
25	Don Horn	QB	San Diego State	2011	32	Derek Sherrod	T	Mississippi State	
1968	5	Fred Carr	LB	Texas-El Paso	2012	28	Nick Perry	LB	Southern Cal.
26	Bill Lueck	G	Arizona	2013	26	Datone Jones	DE	UCLA	
1969	12	Rich Moore	DT	Villanova	2014	21	Ha Ha Clinton-Dix	S	Alabama
1970	2	Mike McCoy	DT	Notre Dame	2015	30	Damarious Randall	CB	Arizona State
16	Rich McGeorge	TE	Elon	2016	27	Kenny Clark	DT	UCLA	
1971	9	John Brockington	RB	Ohio State	2017	29	<i>(dealt to Cleveland in draft-day trade)</i>		
1972	7	Willie Buchanon	CB	San Diego State	2018	18	Jaire Alexander	CB	Louisville
11	Jerry Tagge	QB	Nebraska	2019	12	Rashan Gary	LB	Michigan	
1973	21	Barry Smith	WR	Florida State	21	Darnell Savage	S	Maryland	
1974	12	Barty Smith	RB	Richmond	2020	26	Jordan Love	QB	Utah State
1975	9	<i>(dealt to L.A. Rams in John Hadl trade)</i>			2021	29	Eric Stokes	CB	Georgia
1976	23	Mark Koncar	T	Colorado	2022	22	Quay Walker	LB	Georgia
1977	9	Mike Butler	DE	Kansas	28	Devonte Wyatt	DL	Georgia	
28	Ezra Johnson	DE	Morris Brown	2023	13	Lukas Van Ness	LB	Iowa	
1978	6	James Lofton	WR	Stanford	2024	25	Jordan Morgan	T/G	Arizona
26	John Anderson	LB	Michigan						





49

DESLIN ALEXANDRE

DL, 6-3, 264, 6/11/98

First Year, Pittsburgh

Signed by Green Bay on Jan. 16, 2024...Was signed to Chicago's practice squad on Aug. 31, 2023, and spent the first four weeks of last season on the Bears' practice squad...Was released from the Bears' practice squad on Oct. 9...Was originally signed by the N.Y. Jets as an undrafted free agent on May 6, 2023, and was released following training camp on Aug. 29...Played in 58 games in five seasons at Pittsburgh (2018-22), recording 131 tackles (56 solo), 29½ tackles for a loss, 16½ sacks, eight passes defended and two fumble recoveries...In 2022, started all nine games he played in and earned All-ACC honorable mention after posting 29 tackles (13 solo), 6½ tackles for a loss, 5½ sacks and two passes defended...Posted five tackles (one solo) and a sack in a win vs. Virginia Tech (Oct. 8)...Recorded a career-high seven tackles (five solo) and 1½ tackles for a loss at No. 21 North Carolina (Oct. 29)...Was named the ACC Defensive Lineman of the Week after matching his career high with seven tackles (three solo) while adding three tackles for a loss and 2½ sacks vs. No. 20 Syracuse (Nov. 5), a performance that was highlighted by a sack in the end zone for a safety with 1:35 left to secure the win...Was selected to play in the NFLPA Collegiate Bowl and College Gridiron Classic following the 2022 season...Played in 12 games with 11 starts in 2021, posting a career-high 41 tackles (13 solo), five tackles for a loss, 2½ sacks and two passes defended while earning All-ACC honorable mention...Recorded five tackles (one solo) and 1½ tackles for a loss in a win vs. Tennessee (Sept. 11)...Logged a season-high six tackles (two solo), 2½ tackles for a loss and two sacks vs. Virginia (Nov. 20)...Matched his season high with six tackles (two solo) and a shared tackle for a loss vs. No. 16 Wake Forest (Dec. 4) in the ACC title game...Appeared in all 11 games in 2020, compiling 18 tackles (12 solo), 6½ tackles for a loss, three sacks, two passes defended and a fumble recovery...Recorded a solo tackle, a tackle for a loss, a sack and a fumble recovery vs. Syracuse (Sept. 19)...Posted a season-high four tackles (two solo), a tackle for a loss and a pass defended at Miami (Fla.) (Oct. 17)...In the season finale at Georgia Tech (Dec. 10), registered three tackles (all solo), two tackles for a loss and a sack...Started all 13 games in 2019, recording 38 tackles (18 solo), a career-best 10½ tackles for a loss, 5½ sacks, two passes defended and a fumble recovery...Posted six tackles (three solo), 1½ tackles for a loss and a sack vs. Virginia (Aug. 31)...Added another six tackles (one solo) and 1½ sacks vs. UCF (Sept. 21)...Recorded five tackles (four solo), two tackles for a loss, a sack and two passes defended vs. North Carolina (Nov. 14)...In the Quick Lane Bowl against Eastern Michigan (Dec. 26), helped the Panthers to a 34-30 victory with six tackles (three solo) and 1½ tackles for a loss...Played in all 13 games as a redshirt freshman in 2018, recording five tackles (all assists) and a tackle for a loss...Posted two tackles (both assists) in his collegiate debut vs. Albany (Sept. 1)...Made two tackles (both assists) and a shared tackle for a loss at UCF (Sept. 29)...Recorded an assisted tackle and a shared tackle for a loss vs. Virginia Tech (Nov. 10)...Earned his undergraduate degree in communications and sociology and also received his MBA...Was named the Jason Witten Collegiate Man of the Year in 2022...Also was named to the Allstate AFCA Good Works Team and was the male collegiate recipient of the Coach Wooden Citizenship Cup...Raised over \$50,000 through his "5th Down" campaign to help provide nutritious meals and quality education to kids in Haiti...Earned All-Broward County 8A-6A honorable mention following his senior season as a defensive end at Deerfield Beach (Fla.) High School, where he helped the team to a 10-3 record and advance to the semifinals

of the Class 8A state playoffs...Was also a standout basketball player for three years...Younger brother, Despelado, was an offensive lineman at Georgia State from 2018-21...Last name is pronounced al-ex-an-der...Given name Deslin Alexandre; born in Cap-Haïtien, Haiti.



51

KESHAWN BANKS

DL, 6-3, 251, 12/21/99

First Year, San Diego State

Re-signed with the Packers on Jan. 22, 2024...Spent the entire 2023 season on Green Bay's practice squad...Originally signed by Green Bay as an undrafted free agent on May 5, 2023...Was released by the Packers on Aug. 29, 2023, and was re-signed to Green Bay's practice squad on Aug. 30, 2023...Was elevated from the practice squad to the active roster for the NFC Divisional playoff game at San Francisco (Jan. 20), playing two snaps on defense and nine on special teams...Appeared in 59 games with 47 starts over five seasons (2018-22) with the Aztecs, finishing his career with 139 tackles (63 solo), 42 tackles for a loss, 13 sacks, 43 QB hurries, four passes defended, a forced fumble and a fumble recovery...Highlighted the final 47 games of his career and finished No. 6 in school history in tackles for a loss...Started all 13 games in 2022 in his fifth season, posting 40 tackles (16 solo), 11½ tackles for a loss, 3½ sacks, 10 QB hurries and a pass defended...Earned All-Mountain West honorable mention from the league's coaches and second-team honors from *Phil Steele's College Football*...Posted five tackles (three solo), including 3½ tackles for a loss, and two QB hurries at Nevada (Oct. 22)...Recorded a career-high seven tackles (three solo) with a tackle for a loss vs. Air Force (Nov. 26)...Closed out his career by matching his career high with seven tackles (four solo) vs. Middle Tennessee (Dec. 24) in the Hawai'i Bowl, including a career-high four tackles for a loss, a career-high-tying two sacks and four QB hurries...Started all 14 contests in 2021, finishing with 35 tackles (16 solo), 11 tackles for a loss, a career-best five sacks, a career-high 17 QB hurries and two passes defended...Earned second-team All-MWC honors from the coaches and media...Posted a season-high six tackles (two solo) vs. New Mexico (Oct. 9)...Registered four tackles (two solo), 1½ sacks and a QB hurry at Hawai'i (Nov. 6)...Recorded four tackles (two solo), two tackles for a loss, a sack and two QB hurries in the Mountain West title game vs. Utah State (Dec. 4)...Started all seven games he appeared in as a junior in 2020, earning All-MWC honorable mention from the league's media and coaches after posting 14 tackles (nine solo), five tackles for a loss, six QB hurries, a forced fumble and a fumble recovery...Posted a 7-yard tackle for a loss at Utah State (Oct. 31), forcing a fumble on the play, the first of his career...Registered a season-best six tackles (three solo), including a season-high 1½ tackles for a loss, at Colorado (Nov. 28)...Started all 13 contests in 2019, taking home second-team All-MWC honors from the league's coaches and media after recording a career-high 43 tackles (21 solo), a career-best and team-high 13½ tackles for a loss, 4½ sacks, nine QB hurries and a pass defended...Ranked No. 4 in the conference in tackles for a loss per game (1.04)...Made his first career start in the opener vs. Weber State (Aug. 31), finishing with three tackles (two solo) and 1½ tackles for a loss...Posted five tackles (three solo), a career-high two sacks and his first career pass defended at New Mexico State (Sept. 14)...Matched his career high with two sacks and finished with four tackles (three solo) at Hawai'i (Nov. 23)...Appeared in 12 games as a true freshman in 2018, posting seven tackles (one solo), a tackle for a loss and a QB hurry...Posted an assisted tackle in his Aztec debut at Stanford (Aug. 31)...Registered a 2-yard tackle for a loss vs. Arizona

State (Sept. 15)...Earned his degree in interdisciplinary studies...Earned all-state, all-metro and all-district honors as a senior at Rio Rancho (N.M.) High School, finishing his senior season with 55 tackles, 20 tackles for a loss, 10 sacks, four passes defended, two fumble recoveries and a forced fumble... Finished his career with 133 tackles, 37 tackles for a loss, 18 sacks, eight passes defended, three fumble recoveries, three forced fumbles and an interception...Helped lead the Rams to a 13-0 record and a state title as a junior in 2016...Also lettered three years in basketball and two years in track and field...First name is pronounced KEY-shawn...Given name Keshawn Duvall Banks; born in Albuquerque, N.M.



49

PETER BOWDEN

LS, 6-2, 239, 1/24/01

Rookie, Wisconsin

Signed by Green Bay as an undrafted free agent on May 3, 2024...Appeared in 39 games over the past three seasons at Wisconsin (2021-23), handling the snapping duties for all kicks and assuming the snapping duties for all special-teams plays over the last two seasons...Played in all 13 games in 2023, handling snaps for all punts and placements... Snapped for K Nathaniel Vakos, who connected on all 34 of his extra points and 15 of 19 field goals (78.9 pct.) on his way to All-Big Ten honorable mention and being named a Lou Groza Award semifinalist... Also transitioned to a new punting scheme with P Atticus Bertrams, who punted 63 times for 2,602 yards (41.3 avg.) with a long of 60 yards...Appeared in all 13 games in 2022, handling snapping duties for all punts and placements... Snapped for two different kickers, helping the team connect on all 42 extra points and 12 of 17 field goals (70.6 pct.)...Also snapped for P Andy Vujnovich in his final season, who placed a career-high 20 punts inside the 20 and ended his career ranked No. 1 in punting average (44.3) in program history...Played in all 13 games in 2021, handling snaps for all placements...Snapped for K Collin Larsh, who connected on 39 of 40 extra points (97.5 pct.) and 17 of 22 field goals (77.3 pct.)...Larsh's 77.3 field-goal percentage was tied for the ninth best for a single season in program history...Was at Wisconsin for the 2019 and 2020 seasons, but did not see any game action...Earned Academic All-Big Ten honors in 2020 and 2021...Was named a Patrick Mannelly Award semifinalist in 2022 and a finalist for the award in 2023...Earned his degree in economics...Attended Francis Parker High School in San Diego, Calif., delivering 227 snaps over his four-year varsity career...Also saw action on defense as a linebacker and defensive lineman, recording 63 tackles, a team-high six sacks and three forced fumbles his senior season in 2018...Was selected to play in the Alex Spanos All-Star Classic...Posted 31 tackles and a team-high five sacks on defense and a blocked field goal on special teams as a junior in 2017... Also played offensive line in high school...Lettered in baseball for three years...His cousin, Ryan Sanborn, was a punter at Stanford and Texas and signed as an undrafted free agent with the Atlanta Falcons in 2023...Last name is pronounced BAODen...Given name Peter Evans Bowden; born in San Diego, Calif.



57

BRENTON COX JR.

DL, 6-4, 250, 1/30/00

Second Year, Florida

Was active for five games, playing in four contests, and was inactive (healthy scratch) for the other 12 regular-season games as a rookie in 2023...Was inactive (healthy scratch) for both postseason contests...Made his NFL debut vs. New Orleans (Sept. 24), playing one snap on defense...Also saw limited action on defense and special teams at Las Vegas (Oct. 9), at Denver (Oct. 22) and at Detroit (Nov. 23)...Originally signed by Green Bay as an undrafted free agent on May 5, 2023...Appeared in 46 games with 34 starts during his collegiate career, starting all 33 games he played in at Florida from 2020-22 and appearing in 13 games with one start at Georgia in 2018...For his career, registered 137 tackles (69 solo), 34 tackles for a loss, 15½ sacks, 40 QB hurries, 10 passes defended, a forced fumble and a fumble recovery...Started all eight games he appeared in for the Gators in 2022, finishing the season with 35 tackles (15 solo), eight tackles for a loss, two sacks, nine QB hurries and a pass defended... Posted a career-high 10 tackles (three solo), including a shared tackle for a loss, and a QB hurry vs. Utah (Sept. 3) as he earned co-Southeastern Conference Defensive Lineman of the Week honors... Registered nine tackles (five solo) and a tackle for a loss and a sack vs. South Florida (Sept. 17)...Recorded three tackles (two solo) and two tackles for a loss vs. Eastern Washington (Oct. 2)...Posted five tackles (three solo), a season-best three tackles for a loss and a sack vs. Missouri (Oct. 8)...Registered a sack the next week vs. LSU (Oct. 15), finishing with three tackles (two solo)...Started all 13 games at Florida in 2021, finishing with a career-high 41 tackles (26 solo), a career-best 14½ tackles for a loss, a career-high 8½ sacks, 12 QB hurries, four passes defended and a forced fumble...Led the team in tackles for a loss, sacks and QB hurries...Recorded seven of his sacks in the final four games of the season...Registered four tackles (one solo) and a sack vs. Alabama (Sept. 18)...Posted four tackles (two solo) and 2½ tackles for a loss vs. Tennessee (Sept. 25)...Recorded a school-record four sacks vs. Florida State (Nov. 27) and added a forced fumble...Registered five tackles (all solo), including four tackles for a loss and a sack, vs. Central Florida (Dec. 23) in the Gasparilla Bowl...Started all 12 games in 2020 in his first season with the Gators after transferring from Georgia midway through the 2019 campaign...Earned second-team All-SEC honors from *The Associated Press* after posting 41 tackles (21 solo), 9½ tackles for a loss, four sacks and a team-high 18 QB hurries...Recorded multiple QB hurries in six games on the season...Registered a season-high eight tackles (four solo), 2½ tackles for a loss and a sack at Mississippi (Sept. 26) in his Gator debut...Recorded five tackles (four solo), a sack, a fumble recovery and three QB hurries vs. Missouri (Oct. 31)...Appeared in 13 games with one start as a true freshman at Georgia in 2018, finishing the season with 20 tackles (seven solo), two tackles for a loss, a sack, three passes defended and a QB hurry...Posted his first career sack at Kentucky (Nov. 3)...Made his first career start in the Sugar Bowl vs. Texas (Jan. 1) and registered a season-high six tackles (three solo)...Earned his degree in education sciences...Was twice selected to the SEC Fall Academic Honor Roll (2020-21)...Earned first-team all-state honors from both the *Atlanta Journal-Constitution* and *AP* as a senior at Stockbridge (Ga.) High School, helping lead his team to a 13-1 record...Registered 42 tackles, 9½ tackles for a loss and five sacks as a senior and was selected to play in the 2018 Under Armour All-America Game...Earned first-team all-state recognition from *AP* and the *Atlanta Journal-Constitution* as a junior in 2016 and was named the *Henry Herald* Defensive Player of the Year for Henry County...Spent his first two seasons at Miller Grove High School (Lithonia, Ga.)...His older sister, Shay Lewis, played basketball at Clark Atlanta University...His older brother, Jamarcus Mingo, played football at Livingstone College...Given name Brenton Alexander Cox Jr.; born in Decatur, Ga.

OTHER FREE AGENTS/
FIRST-YEAR PLAYERS

COMMUNITY

ADMIN. &
COACHES

VETERANS

DFA/
FIRST-YEAR
PLAYERS

2023
REVIEW

RECORDS &
HISTORY

LAMBEAU
FIELD

MISC.



24

TYLER COYLE

S, 6-1, 209, 11/15/98

First Year, Purdue

Re-signed by the Packers on Jan. 22, 2024... Was signed to Green Bay's practice squad on Jan. 1, 2024, and spent the regular-season finale and both post-season contests on the practice squad last season... Spent the entire 2022 season on the Dallas Cowboys' practice squad, serving as a gameday elevation at Washington (Jan. 8) and recording four tackles (all solo) and two special teams tackles... Spent the entire 2021 season on the Cowboys' practice squad, serving as a gameday elevation twice... Was elevated from the practice squad to the active roster at New Orleans (Dec. 2), making his NFL debut on special teams... Also was elevated from the practice squad to the active roster at Philadelphia (Jan. 8), recording two tackles (both solo) and a special teams tackle... Originally signed with Dallas as an undrafted free agent on May 14, 2021, before being waived on Aug. 31 and re-signed to the Cowboys' practice squad on Sept. 1... Played in 39 games across five seasons of collegiate football, spending four seasons at Connecticut (2016-19) and one season at Purdue (2020) and recording 273 tackles (171 solo), 7½ tackles for a loss, 19 passes defended, three interceptions, two forced fumbles and two fumble recoveries... Transferred to Purdue as a graduate student and played in four games for the Boilermakers in the COVID-19-shortened 2020 Big Ten season... Posted 13 tackles (10 solo) and a pass defended in four games... Had a season-high 11 tackles (eight solo) and a pass defended vs. Nebraska (Dec. 5)... Started all 11 games he played in during the 2019 season at UConn, recording 86 tackles (54 solo), 3½ tackles for a loss, one INT, 11 passes defended and two forced fumbles... Scored the Huskies' first points of the game vs. Illinois (Sept. 7) on a 52-yard INT return for a TD in the first quarter, and added seven tackles (four solo) and a forced fumble... Led the team with a career-high 19 tackles (14 solo) and two tackles for a loss vs. Navy (Nov. 1)... Followed his career performance with 14 tackles (10 solo), a forced fumble and a pass defended at No. 17 Cincinnati (Nov. 9)... Appeared in all 12 games with 10 starts in 2018, leading the team with a career-high 107 tackles (63 solo), a tackle for a loss and a fumble recovery... Finished No. 4 in the American Athletic Conference in total tackles... Also returned 13 kickoffs for 287 yards (22.1 avg.) with a long of 35 yards... Started the season vs. No. 21 UCF (Aug. 30) with 10 tackles (six solo)... Produced 13 tackles (five solo) at No. 20 Boise State (Sept. 8)... Added another double-digit performance vs. Cincinnati (Sept. 29) with a season-high 14 tackles (nine solo)... Posted seven tackles (four solo), a tackle for a loss and a fumble recovery on defense and returned three kickoffs for 73 yards (24.3 avg.) with a long of 35 yards at Tulsa (Nov. 3)... Appeared in all 12 games as a redshirt freshman in 2017, making nine starts and posting 67 tackles (44 solo), three tackles for a loss, two INTs, seven passes defended and a fumble recovery... Made eight tackles (four solo) and added a pass defended in the season opener vs. Holy Cross (Aug. 31)... Grabbed his first career interception at Virginia (Sept. 16) while recording five tackles (two solo)... Added his first career pick-six at Temple (Oct. 14), returning an interception 34 yards for a TD and posting six tackles (three solo)... Led the team with a season-high 12 tackles (nine solo), a tackle for a loss, a fumble recovery and a pass defended at No. 12 UCF (Nov. 11)... Earned his undergraduate degree in economics from UConn and started a master's degree in science at Purdue... Attended Windsor (Conn.) High School, where he lettered in football, basketball and track all four years... Named to the All-Hartford *Courant* team and the Walter Camp Football Foundation All-Connecticut team while also earning first-team *New Haven Register* all-star honors as a senior...

Had 29 receptions for 741 yards (25.6 avg.) and 12 TDs as he helped lead his team to a 10-1 record and the Class L semi-finals... As a junior, posted 28 receptions for 700 yards (25.0 avg.) and 11 TDs, helping the team to a Class L-Small State title... Played defensive back, wide receiver and quarterback in high school... Also ran the second leg of the 4x200 relay that won the high school national championship his senior year in 2016... Was part of a young men's leadership program in high school... Has a daughter, Tylani... Given name Tyler Lahmad Coyle; born in Hartford, Conn.



86

GRANT DuBOISE

WR, 6-2, 201, 6/20/01

First Year, Charlotte

Re-signed by the Packers on Jan. 22, 2024... Spent the entire 2023 season on Green Bay's practice squad... Was elevated from the practice squad to the active roster vs. Chicago (Jan. 7), but was inactive (healthy scratch) for the game... Was selected by the Packers with the fourth of four choices in the seventh round (No. 256 overall) of the 2023 NFL Draft... Became the first wide receiver and the fifth player drafted out of Charlotte in school history... Played in 34 games with 20 starts during his collegiate career, appearing in 24 games with 20 starts in two seasons at Charlotte (2021-22) and playing in 10 games during his lone season at Miles College (2019)... Across his two seasons at Charlotte (2021-22), posted 126 receptions for 1,684 yards (13.3 avg.) and 15 touchdowns... Finished his career at Charlotte ranked No. 4 in school history with 1,684 receiving yards in just two seasons and No. 2 all-time in receiving yards per game (70.2)... Appeared in all 12 games with 11 starts in 2022, earning second-team All-Conference USA honors after posting a team-high 64 receptions for 792 yards (12.4 avg.) and nine TDs (tied for team lead)... Also returned nine punts for 76 yards (8.4 avg.)... Posted four receptions for 89 yards (22.3 avg.) and two TDs in the season opener at Florida Atlantic (Aug. 27)... Led the team with eight catches for 73 yards (9.1 avg.) and a TD vs. Maryland (Sept. 10)... Tied his career high with nine catches for 85 yards (9.4 avg.) and two TDs at Georgia State (Sept. 17)... The second of his two TDs was a game-winning 2-yard TD reception with 17 seconds remaining in the fourth quarter in a 42-41 victory over the Panthers... Added another pair of TD receptions vs. Texas-El Paso (Oct. 1) as he finished with six catches for 55 yards (9.2 avg.)... Hauled in seven catches for a team-best 88 yards (12.6 avg.) vs. Western Kentucky (Nov. 5)... Matched his career high with nine receptions for 112 yards (12.4 avg.) and a TD at Middle Tennessee State (Nov. 12)... Played in all 12 games with nine starts in 2021, earning honorable mention All-Conference USA recognition after leading the team with 62 catches for 892 yards (14.4 avg.) and six TDs... Posted three 100-yard receiving games and 70-plus yards receiving in eight of 12 games... Posted a career-high 118 yards and two TDs on four receptions (29.5 avg.) vs. Duke (Sept. 3), highlighted by a career-long 56-yard TD grab in his first game as a 49er... Made a career-high nine catches for 114 yards (17.5 avg.) vs. Middle Tennessee State (Sept. 24)... Led the team with 70 yards receiving on four catches (17.5 avg.) and added a TD at Illinois (Oct. 2)... Registered 108 receiving yards on four catches (27.0 avg.) at Louisiana Tech (Nov. 13)... Matched his career high with nine receptions for 94 yards (10.4 avg.) at Old Dominion (Nov. 27), adding a 9-yard TD catch in the third quarter... Worked multiple jobs and did not play football in 2020 as the season at Miles College was canceled due to COVID-19... Appeared in 10 games at Miles College, a Division II school in Fairfield, Ala., in 2019, posting eight receptions for 104 yards (13.0 avg.) and a TD... Made his collegiate debut vs. Morehouse (Sept. 14),

recording an 18-yard catch...Added a season-long 27-yard reception for a TD vs. Lane (Sept. 28)...Registered a season-high 28 yards on two catches (14.0 avg.) at Edward Waters (Oct. 19)...Earned his degree in health systems management...Attended Park Crossing High School in Montgomery, Ala., where he finished his career with 52 receptions for 1,300 yards (25.0 avg.) and 10 TDs...Was also a four-year starter in baseball, finishing his career with a .368 batting average along with six home runs, 51 RBIs and 78 runs scored...His older brother, Dean, played baseball at Tuskegee University...Given name Grant Lewis DuBose; born in Montgomery, Ala.



65

JAMES ESTER

DL, 6-3, 289, 8/30/01

Rookie, Northern Illinois

Signed by Green Bay as an undrafted free agent on May 3, 2024...Appeared in 49 games with 43 starts over five seasons at Northern Illinois (2019-23), recording 121 tackles (50 solo), 20 tackles for a loss, nine sacks, seven passes defended, two forced fumbles and one fumble recovery...Also blocked a field goal on special teams...Started all 13 games in 2023, earning second-team All-Mid-American Conference honors after posting a career-high 49 tackles (23 solo), a career-best 6½ tackles for a loss, a career-high four sacks, two passes defended and a fumble recovery...Logged five tackles (three solo) and two tackles for a loss at Nebraska (Sept. 16)...Posted a season-high six tackles (two solo) vs. Ohio (Oct. 14)...Matched his season high the following week vs. Eastern Michigan (Oct. 21) with six tackles (three solo), 1½ tackles for a loss and a sack...Tied his season best with six tackles (four solo), a tackle for a loss and a sack at Kent State (Nov. 25)...Logged a solo tackle and a pass defended in the victory over Arkansas State (Dec. 23) in the Camellia Bowl...Started all 12 games in 2022, earning third-team All-MAC honors after recording 28 tackles (10 solo), six tackles for a loss, two sacks, an INT returned for a touchdown, two passes defended and a career-high two forced fumbles...Began the season vs. Eastern Illinois (Sept. 1) with two tackles (both assists), a shared tackle for a loss and a shared sack...Posted four tackles (one solo), a shared tackle for a loss, a shared sack and a forced fumble that led to a Huskies TD on the ensuing drive at Kentucky (Sept. 24)...Recorded his first career INT at Eastern Michigan (Oct. 15) when the Eagles were backed up on their own 5 and he picked off a pass in the Huskies' end zone for a touchdown...Posted a season-high six tackles (two solo), 1½ tackles for a loss and a pass defended vs. Central Michigan (Nov. 2)...Forced another fumble at Western Michigan (Nov. 9) when he sacked QB Treyson Bourguet and the Huskies recovered it and scored on the ensuing offensive drive...Matched his season high with six tackles (one solo) and a tackle for a loss vs. Miami (Ohio) (Nov. 16)...Started all 14 games in 2021, earning third-team All-MAC recognition after posting 25 tackles (seven solo), 3½ tackles for a loss, two sacks, a pass defended and a blocked extra point on special teams...Recorded a 6-yard sack vs. Eastern Michigan (Oct. 2) on the Eagles' first possession of the game...Logged four tackles (one solo) at Toledo (Oct. 9)...Posted an assisted tackle, a shared tackle for a loss and a pass defended vs. Ball State (Nov. 10)...Recorded a season-high five tackles (two solo) and a shared tackle for a loss in an overtime win at Buffalo (Nov. 17)...Posted an assisted tackle and a shared tackle for a loss, and blocked an extra point vs. Coastal Carolina (Dec. 17) in the Tailgater Cure Bowl...Appeared in all six games with four starts in the shortened 2020 season, recording 17 tackles (eight solo), two tackles for a loss, a sack and two passes defended...Logged a season-high four tackles (two solo) and a shared tackle for a loss vs. Central Michigan (Nov. 11)...Matched his season high with four tackles (all assists) and a shared tackle for a loss at Ball

State (Nov. 18)...Posted three tackles (two solo), a tackle for a loss, a sack and a pass defended at Eastern Michigan (Dec. 12)...Played in four games as a redshirt freshman in 2019, recording two tackles (both solo) and two tackles for a loss...Logged a solo tackle that went for a loss of 1 yard in his college debut at Nebraska (Sept. 14)...Posted another solo tackle that went for a loss of 3 yards vs. Eastern Michigan (Nov. 19)...Earned his degree in communications...Was a three-year letterwinner at Cass Technical High School in Detroit, Mich., helping lead the team to a 10-1 record and a Detroit Public League championship as a senior...Helped the team to district and regional titles as a junior...Earned first-team all-state honors from the *Detroit Free Press* and first-team all-conference accolades after recording 42 tackles, two forced fumbles, a fumble recovery, an INT and a blocked kick as a senior...Played running back, linebacker and defensive line in high school...His sister, Taylor, played soccer at Howard University...Given name James Thomas Ester; born in Detroit, Mich.



99

JONATHAN FORD

DL, 6-5, 338, 9/29/98

Second Year, Miami (Fla.)

Re-signed by the Packers on Jan. 22, 2024...Spent the entire 2023 season on Green Bay's practice squad...Was inactive (healthy scratch) for the Packers for all 17 games as a rookie in 2022...Selected by the Packers with the second of four picks in the seventh round (No. 234 overall) of the 2022 NFL Draft, a pick acquired from Denver along with a fifth-round selection (No. 179 overall) in exchange for Green Bay's fifth-round pick (No. 171 overall)...Became just the second defensive player from the University of Miami (Fla.) to be drafted by the Packers, joining LB Jonathan Garvin (seventh round in 2020)...Appeared in 50 games with 30 starts in five seasons with the Hurricanes (2017-21), recording 60 tackles (21 solo), eight tackles for a loss, three sacks, a pass defended and a forced fumble...Appeared in 10 games and made eight starts in 2021 in his fifth season with the Hurricanes, finishing with 14 tackles (four solo) and a tackle for a loss...Was selected to play in the NFLPA Collegiate Bowl in Pasadena, Calif., in January 2022...Played in 10 games with nine starts in 2020, posting a career-high 19 tackles (nine solo) and 1½ tackles for a loss...Posted two tackles (both assisted) vs. Pittsburgh (Oct. 17) as the Hurricanes held the Panthers to just 22 yards rushing on 26 carries (0.8 avg.)...Recorded a career-high six tackles (three solo) at Virginia Tech (Nov. 14) in the 25-24 win after Miami trailed, 24-13, in the third quarter...Started all 13 contests in 2019, finishing with career highs in tackles for a loss (3½) and sacks (three) as he helped Miami rank No. 17 in the nation in rushing defense (114.6 ypg) and No. 10 in yards allowed per carry (3.17 avg.)...Posted 18 tackles (seven solo), a pass defended and a forced fumble...Made the first start of his collegiate career vs. Florida (Aug. 24) and was part of a line that helped limit the Gators to 50 rushing yards on 28 attempts (1.8 avg.)...Registered a season-high four tackles (two solo) and posted his first sack as a Hurricane when he brought down QB Bryce Perkins for a 3-yard loss late in the first half vs. Virginia (Oct. 11)...Also registered a forced fumble, the first of his career, when he knocked the ball out from RB Mike Hollins in the third quarter, a fumble that was recovered by Miami DB Trajan Bandy at the Hurricanes' 20...Appeared in 10 games in 2018, finishing with eight tackles (one solo) and two tackles for a loss...Saw action in seven contests as a true freshman in 2017 and registered an assisted tackle...Earned his degree in liberal arts...Earned first-team all-county recognition from the *Sun-Sentinel* as a senior at Dillard High School (Fort Lauderdale, Fla.)...Registered 98 tackles and 12 sacks as a junior in 2015...Given name Jonathan Terrell Ford; born in Fort Lauderdale, Fla.



30

ZYON GILBERT

CB, 6-0, 193, 2/4/99

First Year, Florida Atlantic

Re-signed by the Packers on Jan. 22, 2024... Was signed to Green Bay's practice squad on Oct. 25, 2023, and was with the team for the final 11 regular-season games and both postseason contests... Originally signed by the Giants as an undrafted free agent on May 12, 2022... Was released on Aug. 30 and re-signed to the Giants' practice squad on Aug. 31... Spent the entire 2022 regular season and both postseason contests on the Giants' practice squad... Was elevated from the practice squad to the active roster for Weeks 13-14 and 17... Was elevated from the practice squad to the active roster for the Giants' postseason contest at Philadelphia, but was inactive (healthy scratch)... Played in three games with one start as a rookie in 2022, posting 10 tackles (seven solo), a tackle for a loss, a sack, and a quarterback hit... Added four tackles on special teams... Made his NFL debut and his first career start vs. Washington (Dec. 4), recording a career-high six tackles (five solo) on defense and a tackle on special teams... Posted two tackles (one solo) and his first career sack when he tackled QB Jalen Hurts for a loss of 10 yards vs. Philadelphia (Dec. 11) and added a career-high three tackles on special teams... Recorded two tackles (one solo) vs. Indianapolis (Jan. 1)... Played in 60 games with 49 starts in five seasons at Florida Atlantic (2017-21), recording 248 tackles (158 solo), 5½ tackles for a loss, a sack, five interceptions, 31 passes defended and two forced fumbles... On special teams, returned four kickoffs for 72 yards (18.0 avg.) and blocked a field goal... Started all 12 games in 2021, earning All-Conference USA honorable mention after posting 51 tackles (34 solo), two tackles for a loss, a sack, a forced fumble, two INTs, 10 passes defended and a blocked field goal on special teams... Posted six tackles (five solo), two tackles for a loss, his first career sack, a pass defended and a blocked FG at UAB (Oct. 9)... Logged three tackles (two solo) and a career-high four passes defended vs. Texas-El Paso (Oct. 30)... Registered a season-high 12 tackles (nine solo) at Western Kentucky (Nov. 20)... Started all nine games in 2020, earning All-Conference USA honorable mention after recording 46 tackles (29 solo), a shared tackle for a loss, an INT and five passes defended... Also returned four kickoffs for 72 yards (18.0 avg.) with a long of 23 yards... Posted a season-high eight tackles (four solo), a shared tackle for a loss and a pass defended in the season opener vs. Charlotte (Oct. 3)... Matched his season high with eight tackles (six solo) at Marshall (Oct. 24) while also returning two kickoffs for 30 yards (15.0 avg.) with a career long of 23 yards... Recorded seven tackles (four solo), an INT and a pass defended in the Montgomery Bowl vs. Memphis (Dec. 23)... Earned All-Conference USA honorable mention in 2019 after starting all 13 games he played in and registering 48 tackles (35 solo), two INTs, eight passes defended and a forced fumble... Tied for the team lead with a season-high eight tackles (seven solo) at Ball State (Sept. 14)... Sealed a 35-24 victory for the Owls at Western Kentucky (Nov. 2) with an INT in the end zone for a touchback with 15 seconds remaining in the game... Posted four tackles (all solo) in a win vs. SMU (Dec. 21) in the Cheriabundi Boca Raton Bowl... Appeared in 12 games with 11 starts in 2018, recording 51 tackles (30 solo), a shared tackle for a loss and two passes defended... Led the team with a season-high eight tackles (all solo) at Middle Tennessee State (Sept. 28)... Played in all 14 games with four starts as a true freshman in 2017, recording 52 tackles (30 solo), 2½ tackles for a loss, and a pass defended... Made his first career start in his first collegiate game vs. Navy (Sept. 1), posting four tackles (three solo)... Registered five tackles (all solo) at Wisconsin (Sept. 9)... Led the team with a career-high 15 tackles (nine

solo) and two tackles for a loss at Buffalo (Sept. 23)... Earned his degree in communications... Attended Jefferson Davis High School (Montgomery, Ala.), lettering in football all four years and twice earning all-state honors... Earned the best two-way player, best defensive back and the speed award at the team's season-ending banquet... Also participated in basketball, track, tennis and bowling... First name pronounced zy-in... Given name Zyon Jahmir Gilbert; born in Montgomery, Ala.



44

RALEN GOFORTH

LB, 6-1, 227, 11/2/00

Rookie, Washington

Signed by Green Bay as an undrafted free agent on May 3, 2024... Appeared in 55 games with 18 starts in a combined five seasons at the University of Southern California (2019-22) and Washington (2023), recording 186 tackles (96 solo), eight tackles for a loss, an interception returned for a TD, five passes defended, a forced fumble and three fumble recoveries... Played in all 15 games with one start in his lone season at Washington in 2023, recording 37 tackles (20 solo), four tackles for a loss, two passes defended and a fumble recovery... Posted four tackles (all assists) in his Huskies debut vs. Boise State (Sept. 2)... Logged two tackles (both solo) and a tackle for a loss vs. Oregon (Oct. 14)... Talled three tackles (two solo) and two passes defended vs. Arizona State (Oct. 21)... Recorded a season-high seven tackles (three solo) and a tackle for a loss at Stanford (Oct. 28)... Made his only start of the season at USC (Nov. 4), his former school, logging two tackles (both solo)... Made two tackles (both solo) and recovered a fumble in the fourth quarter of the College Football Playoff semifinal game vs. Texas (Jan. 1)... Appeared in 11 games with three starts for USC in 2022, recording 43 tackles (35 solo), an INT returned for a TD, a pass defended and a fumble recovery... Posted two tackles (both solo) and returned an interception 31 yards for a TD in the third quarter vs. Rice (Sept. 3)... Recorded a season-high eight tackles (seven solo) vs. Washington State (Oct. 8)... Logged seven tackles (five solo) at Utah (Oct. 15)... Recorded five tackles (three solo) and recovered a fumble vs. Notre Dame (Nov. 26)... Played in all 12 games with eight starts in 2021, recording a career-high 62 tackles (31 solo), a tackle for a loss, a forced fumble and a fumble recovery... Posted a season-high 10 tackles (four solo) vs. Oregon State (Sept. 25)... Logged eight tackles (two solo) vs. Utah (Oct. 9)... Recorded five tackles (three solo) and recovered a fumble in the second quarter that led to a Trojans TD on the ensuing drive at Arizona State (Nov. 6)... Posted eight tackles (five solo) and forced a fumble vs. BYU (Nov. 27)... Registered eight tackles (four solo) and a tackle for a loss at California (Dec. 4)... Started all five games he played in during the COVID-shortened 2020 season, recording 38 tackles (eight solo), three tackles for a loss and two passes defended... Posted six tackles (three solo) and a shared tackle for a loss at Arizona (Nov. 14)... Logged a career-high 12 tackles (two solo), a shared tackle for a loss and two passes defended at Utah (Nov. 21)... Followed his career-high performance with nine tackles (three solo) and 1½ tackles for a loss at UCLA (Dec. 12)... Finished the season with six tackles (all assists) vs. Oregon (Dec. 18)... Played in all 12 games as a true freshman in 2019, recording six tackles (two solo)... Made his collegiate debut vs. Fresno State (Aug. 31)... Recorded his first career tackle vs. Stanford (Sept. 7) on special teams... Posted three tackles (one solo) vs. Arizona (Oct. 19)... Logged an assisted tackle at California (Nov. 16)... Actively contributed to a nonprofit organization run by student-athletes at USC called Second Spoon, which aimed to combat hunger and feed the homeless population in the area... Earned his degree in psychology with a minor in business entrepre-

neurship...Attended St. John Bosco High School (Bellflower, Calif.), helping his team advance to the CIF Division I championship game in 2018 after posting 103 tackles, seven tackles for a loss, six sacks, three passes defended and a fumble recovery as a senior...Named 2018 *PrepStar* All-West Region, *Tacoma News Tribune* Western 100, All-CIF Southern Section Division I, *Los Angeles Times* all-area and *Long Beach Press-Telegram* all-area following his senior season...As a junior, posted 44 tackles as his team reached the Southern Section Division I title game with an 11-3 record...In 2016, posted 64 tackles and the team went 13-2, winning the CIF-SS Division I championship and the California open division state championship bowl game...Also participated in track for two years...His brother, Randall, played cornerback at UCLA (2012-16) and spent time with the Philadelphia Eagles in the NFL...Name pronounced RAY-lun GO-fourth...Given name Ralen Jevon Goforth; born in Long Beach, Calif.



41
GEMON GREEN
CB, 6-1, 183, 10/20/99
First Year, Michigan

Signed by the Packers on April 10, 2024...Was originally signed by the N.Y. Giants on May 5, 2023...Was released by the Giants (Aug. 29), re-signed to their practice squad (Aug. 30) and released from their practice squad (Aug. 31)...Played in 42 games with 22 starts in four seasons (2019-22) at the University of Michigan, recording 71 tackles (49 solo), a shared tackle for a loss, an interception and 15 passes defended...Played in 13 games with 10 starts in 2022, earning All-Big Ten honorable mention after posting 20 tackles (14 solo) and four passes defended...Recorded an assisted tackle and a pass defended vs. Hawaii (Sept. 10)...Made a solo tackle and broke up a pass in the first quarter vs. UConn (Sept. 17)...Recorded two solo tackles in back-to-back weeks at Iowa (Oct. 1) and at Indiana (Oct. 8)...Posted a season-high four tackles (all solo) and a pass defended vs. Purdue (Dec. 3) in the Big Ten title game...Recorded two tackles (one solo) and a pass defended vs. TCU (Dec. 31) in the College Football Playoff semifinal...Played in 12 games with six starts in 2021, recording 24 tackles (14 solo), a shared tackle for a loss, an interception and a pass defended...Posted four tackles (three solo) in the season opener vs. Western Michigan (Sept. 4)...Matched his season high with four tackles (one solo) vs. Washington (Sept. 11)...Posted a solo tackle and his first career INT vs. Northern Illinois (Sept. 18), picking off QB Rocky Lombardi and returning it 27 yards to the NIU 3 in the third quarter...Recorded another four tackles (all solo) vs. Rutgers (Sept. 25) and four tackles (two solo) at Nebraska (Oct. 9)...Broke up a pass and added a solo tackle vs. Northwestern (Oct. 23)...Posted an assisted tackle and a shared tackle for a loss vs. Georgia (Dec. 31) in the CFP semifinal...Started and played in all six games during the shortened 2020 season, recording 22 tackles (17 solo) and nine passes defended...Recorded a pass defended in all six games...Posted three tackles (one solo) and a career-high three passes defended in the season opener at Minnesota (Oct. 24)...Recorded a solo tackle and two passes defended vs. Michigan State (Oct. 31)...Posted six tackles (all solo) and a pass defended vs. Wisconsin (Nov. 14)...Finished the season with a career-high seven tackles (six solo) and a pass defended vs. Penn State (Nov. 28)...Appeared in 11 games as a redshirt freshman in 2019, recording three tackles (two solo) on defense and two tackles on special teams...Recorded his first career tackle on special teams vs. Rutgers (Sept. 28) on kickoff coverage...Made another special teams tackle at Penn State (Oct. 19) on punt coverage...Posted his first career solo tackle on defense vs. Notre Dame (Oct. 26)...

Recorded a season-high two tackles (one solo) on defense at Maryland (Nov. 2)...Also saw action in the Vrbo Citrus Bowl vs. Alabama (Jan. 1)...Earned his degree in general studies...Participated in community and charitable events as part of the Michigan football program, including visiting homeless shelters...Attended DeSoto (Texas) High School, where he helped lead the football team to an undefeated 16-0 season and a Class 6A Division II state championship as a junior in 2016...Recorded 24 tackles, three INTs, including one returned for a TD, a fumble recovery and nine passes defended as a senior in 2017...As a junior, posted 36 tackles, 25 passes defended and two INTs...Earned first-team all-district honors as a junior and senior...Also participated in track for three years...His twin brother, German, played football at Michigan from 2019-23...First name pronounced juh-MON...Given name Gemon Elliot Green; born in Dallas, Texas.



81
JULIAN HICKS
WR, 6-2, 201, 9/29/99
Rookie, Albany

Signed by Green Bay as an undrafted free agent on May 6, 2024...Appeared in 49 games with 40 starts in five seasons split between Central Michigan (2018), Akron (2019-20) and Albany (2022-23), finishing his career with 136 receptions for 1,708 yards (12.6 avg.) and 23 TDs and three carries for 13 yards (4.3 avg.)...Also returned one kickoff for 17 yards (17.0 avg.)...Started all 15 games in 2023 at Albany, earning second-team All-Coastal Athletic Association honors from the coaches and media and from *Phil Steele's College Football* after recording career highs with 50 catches for 820 yards (16.4 avg.) and 11 TDs...Posted a team-high 162 yards and two TDs on four catches (40.5 avg.) at New Hampshire (Oct. 14), including a 75-yard TD reception in the second quarter...Led the team with a career-high 188 yards and two TDs on seven catches (26.9 avg.) vs. Rhode Island (Oct. 21), recording a career-long reception of 85 yards for a TD in the second quarter...Posted six catches for 62 yards (10.3 avg.) and two TDs at Stony Brook (Nov. 11)...Registered a season-high three TDs and 71 yards on five catches (14.2 avg.) vs. Monmouth (Nov. 18)...Recorded five catches for 61 yards (12.2 avg.) in the second round of the FCS playoffs vs. Richmond (Dec. 2)...Finished the season with seven catches for 76 yards (10.9 avg.) in the semifinals of the FCS playoffs at top-seeded South Dakota State (Dec. 15)...Played in nine games with eight starts for the Great Danes in 2022, posting 24 catches for 345 yards (14.4 avg.) and six TDs...Made his debut for Albany in the season opener at Baylor (Sept. 3) and caught four passes for 53 yards (13.3 avg.) and a TD...Posted a season-high five catches for 63 yards (12.6 avg.) vs. New Hampshire (Sept. 10)...Ranked No. 2 on the team with a season-high 82 yards on three catches (27.3 avg.) at Fordham (Sept. 17), including a 25-yard TD reception in the third quarter...Posted four catches for 52 yards (13.0 avg.) and three TDs vs. Stony Brook (Oct. 29)...Caught a 1-yard, game-winning TD vs. Maine (Nov. 12) on the last play of the game with no time left on the clock...Appeared in four games with two starts in 2020 for Akron, posting two catches for 18 yards (9.0 avg.)...Caught a pass for 11 yards (11.0 avg.) at Kent State (Nov. 17)...Recorded a catch for 7 yards (7.0 avg.) vs. Miami (Ohio) (Nov. 28)...Played in 11 games with nine starts in his first season at Akron in 2019, posting 32 receptions for 212 yards (6.6 avg.) and two TDs...Also added a 1-yard run and a kickoff return for 17 yards...Caught two passes for 12 yards (6.0 avg.) and a TD at Massachusetts (Sept. 28)...Collected a season-high 51 yards on nine catches (5.7 avg.) vs. Buffalo (Oct. 19)...Posted back-to-back

40-yard performances vs. Eastern Michigan (Nov. 12) with 41 yards and a TD on seven catches (5.9 avg.) and at Miami (Ohio) (Nov. 20) with 40 yards on five catches (8.0 avg.)...Appeared in 10 games with six starts as a redshirt freshman for Central Michigan in 2018, catching 28 passes for 313 yards (11.2 avg.) and four TDs...Posted seven receptions for 63 yards (9.0 avg.) and his first career TD in his collegiate debut at Northern Illinois (Sept. 15)...Logged his first career rush for 12 yards (12.0 avg.) vs. Buffalo (Oct. 6) and had two catches for 14 yards (7.0 avg.), including a 9-yard TD reception in the fourth quarter...Posted a season-high 57 yards on three catches (19.0 avg.) vs. Western Michigan (Oct. 20)...Recorded 40 yards on five catches (8.0 avg.) at Akron (Oct. 27)...Caught two passes for 40 yards (20.0 avg.) and a TD vs. Bowling Green (Nov. 10)...Earned his degree in organizational supervision from Akron and a master's in community planning and development from Albany...Attended Mayfield (Ohio) High School, where he recorded 30 receptions for 700 yards (23.3 avg.) and 16 TDs while compiling 1,100 all-purpose yards as a senior...Earned all-state honorable mention and all-conference and conference offensive player of the year accolades...Participated in the East-West Ohio All-Star game following his senior season...Attended Lutheran East High School (Cleveland Heights, Ohio) for his first two years... Also participated in basketball for four years and track for three years...His uncle, Ron Donaldson, played basketball at West Virginia State and was inducted into the WVSU athletics hall of fame...Given name Julian Milan Hicks; born in Cleveland Heights, Ohio.



35

JARVEON HOWARD

RB, 5-10, 215, 11/13/99

Rookie, Alcorn State

Signed by Green Bay as an undrafted free agent on May 3, 2024...Appeared in 48 games with 21 starts in a combined five seasons at Syracuse (2018-19, 2021) and Alcorn State (2022-23), rushing for 2,783 yards and 29 touchdowns on 559 carries (5.0 avg.) while posting 46 receptions for 312 yards (6.8 avg.) and a TD...Played in 22 games with 21 starts in two seasons at Alcorn State, rushing for 2,052 yards and 19 TDs on 408 carries (5.0 avg.) and posting 235 yards and a TD on 35 receptions (6.7 avg.)...Appeared in all 11 games with 10 starts in 2023, carrying the ball 155 times for 779 yards (5.0 avg.) and seven TDs and adding 28 receptions for 196 yards (7.0 avg.)...Earned first-team All-Southwestern Athletic Conference honors for the second consecutive season...Participated in the Allstate HBCU Legacy Bowl following the 2023 season...Recorded a season-high five receptions for 51 yards (10.2 avg.) and rushed for 24 yards on five carries (4.8 avg.) at Alabama State (Sept. 30)...Posted a season-high 155 yards and a TD on 14 carries (11.1 avg.) at Arkansas-Pine Bluff (Oct. 21)...Rushed for 97 yards and a TD on 13 attempts (7.5 avg.) while catching three passes for 26 yards (8.7 avg.) vs. Mississippi Valley (Oct. 28)...Logged 128 yards on 18 carries (7.1 avg.) and added two receptions for 19 yards (9.5 avg.) vs. Southern University (Nov. 4)...Started all 11 games in his first season at Alcorn State in 2022, carrying the ball 253 times for 1,273 yards (5.0 avg.) and 12 TDs and adding seven receptions for 39 yards (5.6 avg.) and a TD...Earned first-team All-SWAC honors from the coaches and media and all-conference honors from *Phil Steele's College Football*...Was named to the Boxto-Row HBCU All-America team...Ranked No. 1 in the conference and No. 11 in the FCS in rushing yards (1,273) and No. 10 in the FCS in rushing yards per game (115.7)...Rushed for 194 yards and a TD on 21 carries (9.2 avg.) vs. Stephen F. Austin (Sept. 3) in his first game as a Brave...Recorded a career-high 295 rushing yards, a single-game school record, and a career-

best four TDs on 24 carries (12.3 avg.) vs. Arkansas-Pine Bluff (Sept. 24)...Rushed for 135 yards and a TD on 23 attempts (5.9 avg.) and added his first career TD reception vs. Texas Southern (Oct. 22)...Logged 129 yards and a TD on a career-high 32 carries (4.0 avg.) vs. Bethune-Cookman (Nov. 12)...Appeared in three games in his final season at Syracuse in 2021, carrying the ball seven times for 79 yards (11.3 avg.) while adding an 8-yard reception...Rushed for a season-high 76 yards on six carries (12.7 avg.) vs. Albany (Sept. 18)...Did not participate in the shortened 2020 season due to COVID-19...Appeared in 11 games in 2019, ranking No. 2 on the team with 337 yards and three TDs on 76 carries (4.4 avg.) while adding nine receptions for 53 yards (5.9 avg.)...Logged a season-high four receptions for 24 yards (6.0 avg.) and carried the ball six times for 32 yards (5.3 avg.) at Florida State (Oct. 26)...Posted a season-high 115 yards and a TD on nine carries (12.8 avg.) at Duke (Nov. 16)...Appeared in 12 games as a true freshman in 2018, carrying the ball 68 times for 315 yards (4.6 avg.) and seven TDs while adding a 16-yard catch...Rushed for 69 yards on 13 carries (5.3 avg.) in his collegiate debut vs. Wagner (Sept. 8)... Scored his first and second career TDs at Pittsburgh (Oct. 6) on seven carries for 18 yards (2.6 avg.)...Posted a season-high 71 yards and a TD on 15 carries (4.7 avg.) vs. Louisville (Nov. 9)...Logged a 4-yard TD run vs. West Virginia (Dec. 28) in the Camping World Bowl...Earned his bachelor's degree in communications from Syracuse and a master's degree in coaching administration from Alcorn State...Was a four-year letterwinner at East Marion High School in Columbia, Miss., where he was a two-time team captain and rushed for 1,508 yards and 21 TDs on 118 carries (12.8 avg.) as a senior in 2017...Earned first-team all-state honors from the Mississippi Association of Coaches and first-team all-area recognition from the *Hattiesburg American* as a senior...Also participated in baseball, track and powerlifting...First name is pronounced jar-vee-on...Given name Jarveon Le'Quez Howard; born in Hattiesburg, Miss.



67

DONOVAN JENNINGS

G/T, 6-4, 323, 11/24/99

Rookie, South Florida

Signed by Green Bay as an undrafted free agent on May 3, 2024...Appeared in a program-record 55 games with 45 starts all at left tackle over six seasons at the University of South Florida (2018-23)...Started all nine games he played in at LT in 2023, helping lead the biggest turnaround in program history as USF went from 1-11 to 7-6 and returned to a bowl game for the first time in five seasons...Protected QB Byrum Brown as he set single-season school records for passing yards (3,292), passing touchdowns (26) and completion percentage (64.6 pct.) as a first-year starter...Helped the Bulls register 5,871 yards on the season, the third-best total in program history, and the team's average 451.6 yards per game ranked No. 17 in the nation...Anchored the left side of the line for the Bulls' 583 yards of total offense at Memphis (Nov. 4) as Brown connected on 31 of 39 passes (79.5 pct.) for 357 yards and five TDs and gained 100 yards on the ground on 23 attempts (4.3 avg.)...Helped the Bulls clinch a bowl-game berth for the first time in five seasons and paved the way for RB Michel Dukes to rush for a career-high 104 yards on 15 carries (6.9 avg.) vs. Charlotte (Nov. 25)...Also protected Brown as he completed 22 of 30 passes (73.3 pct.) for 253 yards and four TDs and rushed for 43 yards and a TD on eight attempts (5.4 avg.) vs. the 49ers...Started in the Boca Raton Bowl vs. Syracuse (Dec. 21), marking his 55th game played for USF (No. 1 in program history) and his 45th career start (tied for No. 7 in program history)...Helped lead the team to its first bowl game victory (45-0) since 2017 and first winning

season (7-6) since 2018...Was invited to play in the 2023 East-West Shrine Bowl...Started all four games he played in at LT in 2022 before suffering a season-ending injury...Blocked for RB Brian Battie as he rushed for 105 yards and a TD on seven carries (15.0 avg.) vs. Howard (Sept. 10)...Helped Battie to another 100-yard game as he rushed 17 times for 150 yards (8.8 avg.) and a TD at Florida (Sept. 17)...Started all 12 games at left tackle in 2021, earning second-team all-conference honors from *Athlon*...Helped pave the way for a single-game school-record 421 rushing yards vs. Temple (Oct. 23) as both RB Jaren Mangham (152) and RB Kelly Joiner (126) rushed for 100-plus yards...Also helped Mangham to 15 rushing TDs on the season, which ranked No. 8 in the nation...Started all seven games he played in at LT in 2020, missing two games due to COVID-19 restrictions...Helped Joiner (116) and Battie (102) both rush for over 100 yards vs. Central Florida (Nov. 27) while QB Jordan McCloud completed 32 of 46 passes (69.6 pct.) for a career-high 404 yards (12.6 avg.) and four TDs...Played in 10 games with eight starts at LT in 2019...Blocked for McCloud vs. South Carolina State (Sept. 14) when he completed 16 of 27 passes (59.3 pct.) for 217 yards (13.6 avg.) and three TDs...Helped RB Jordan Cronkite to three 100-yard rushing games, which included 148 yards on 20 carries (7.4 avg.) at UConn (Oct. 5), 158 yards on 26 carries (6.1 avg.) vs. BYU (Oct. 12) and 129 yards on 12 carries (10.8 avg.) at East Carolina (Oct. 26)...Finished his season blocking for Joiner's 115-yard performance on 13 carries (8.8 avg.) vs. Memphis (Nov. 23)...Appeared in 12 games with four starts at LT as a true freshman in 2018, helping the team rank No. 33 in the nation in total offense (437.7 ypg)...Helped the Bulls post the fourth-most rushing yards (2,517) and the fifth-most rushing TDs (26) in a single season in program history...Was part of an offensive line that helped Cronkite tie a program record with five consecutive 100-yard rushing games and post the ninth 1,000-yard rushing season in program history...Participated in multiple community-service events with the USF football program, including Feeding Tampa Bay, which is a movement to end hunger in the Tampa Bay community...Earned his degree in integrated public relations and advertising...Attended Gaither High School in Tampa, Fla., helping his team to its first winning season in three years and an appearance in the Class 7A regional quarterfinals as a senior in 2017...Only played football for one season...Played basketball all four years...Given name Donovan Blu Jennings; born in Tampa, Fla.



72
CALEB JONES
T, 6-9, 370, 2/10/99
Third Year, Indiana

Was active for two games, appearing in one, and was inactive (healthy scratch) for the other 15 regular-season games and both postseason contests in 2023...Played one snap on special teams vs. Detroit (Sept. 28) in his NFL debut...Was inactive (healthy scratch) for six games as a rookie in 2022 (Weeks 2-3, 15-18)...Was signed to the Packers' active roster from the practice squad on Sept. 13...Was placed on reserve/non-football illness on Oct. 1 and then was activated on Dec. 14...Entered the league with Green Bay as an undrafted free agent on May 6, 2022...Appeared in 41 games for the Hoosiers and started the final 30 contests, making 24 starts at right tackle and six at left tackle...Started all 12 games at RT in 2021...Helped the Hoosiers register a season-high 512 total yards as QB Michael Penix Jr. threw for 373 yards on 35-of-53 passing vs. Western Kentucky (Sept. 25)...Part of a line that helped pave the way for the team's season-high 204 rushing yards on 42 carries (4.9 avg.) at Maryland (Oct. 30)...Started five games in 2020,

opening four games at LT and one at RT...Part of a line that helped the Hoosiers rank No. 1 in the Big Ten and No. 17 in the country in sacks allowed per game (1.25)...Also helped IU finish No. 4 in the conference in scoring (28.9 ppg) and No. 5 in passing offense (250.9 ypg)...Was named the team's Offensive Player of the Week for his performance at Michigan (Nov. 7), helping the Hoosiers register 460 yards of total offense and a season-high 38 points in the win...Part of a line that cleared the way for IU to post 433 yards of total offense in the 24-0 win at Michigan State (Nov. 14)...Protected Penix as he threw for a career-high 491 yards (No. 2 in school history) and five TDs at No. 3-ranked Ohio State (Nov. 21)...Started at LT in the Outback Bowl vs. Ole Miss (Jan. 2) and helped clear holes for the Hoosiers to rush for 168 yards and two TDs...Started all 13 games in 2019, opening 12 contests at RT and one at LT, and earned All-Big Ten honorable mention from the league's coaches...Blocked for an Indiana offense that matched a school record with nine 30-point games...Helped the Hoosiers set a single-season school mark with 3,931 passing yards and register the third-best totals in school history with 5,626 total yards and 413 points...Helped IU rank No. 2 in the Big Ten and No. 15 in the nation in passing offense (302.4 ypg) and No. 5 in the conference in scoring offense (31.8 ppg)...Protected QB Peyton Ramsey, whose 68.0 completion percentage (204 of 300) ranked No. 2 in the Big Ten, No. 9 in the country and No. 2 all-time in program history...Made his first career start in the opener vs. Ball State (Aug. 31) as the Hoosiers registered 474 total yards...Helped the Hoosiers rack up season highs for rushing yards (260) and total yards (557) vs. Rutgers (Oct. 12)...Protected Ramsey as he threw for a career-high 371 yards on 31-of-41 passing at No. 9-ranked Penn State (Nov. 16)...Part of an offense that registered 522 total yards at Purdue (Nov. 30)...Appeared in 11 games at tackle as a redshirt freshman in 2018...Helped pave the way for freshman RB Stevie Scott, who rushed for 1,137 yards and 10 TDs on 228 carries (5.0 avg.)...Made his collegiate debut in the season-opening win at Florida International (Sept. 1)...Majored in sports marketing...Earned 6A all-state honors from *The Associated Press* in 2015 and 2016 at Lawrence North High School (Indianapolis, Ind.)...Also received all-state recognition from the Indiana Football Coaches Association as a junior and senior...Was selected to the *Indianapolis Star* Super Team as a junior and senior...Was a three-time all-conference selection and a two-time all-county honoree...Also lettered three years in track and field and twice in basketball...His sister, Brianna, played basketball at North Dakota State University (2016-17)...Given name Caleb Darnell Jones; born in Indianapolis, Ind.



2
ALEX MCGOUGH
WR, 6-3, 214, 11/19/95
First Year, Florida International

Re-signed by Green Bay on Jan. 22, 2024...Moved to wide receiver from quarterback this offseason...Spent the entire 2023 season on the Packers' practice squad...Was originally signed by Green Bay on July 19, 2023, and was released on Aug. 29 and re-signed to the Packers' practice squad on Aug. 30...Played for the Birmingham Stallions of the United States Football League in 2023, earning league MVP honors and leading his team to the USFL title...Played in all 10 games with nine starts for the Stallions, completing 180 of 267 passes (67.4 pct.) for 2,104 yards and 20 touchdowns with five interceptions for a 108.3 passer rating...Rushed for 403 yards on 70 carries (5.8 avg.) with five TDs...Also started both playoff contests, connecting on 39 of 56 passes (69.6 pct.) for 552 yards and eight TDs and rushing for 148 yards on 17 attempts (8.7) with one TD...

Spent time on the practice squads of the Seattle Seahawks (2018, 2020) and Houston Texans (2019-20)...Was on the active roster for the Texans in Weeks 2-6 in 2019, but was a gameday inactive for all five weeks...Was originally selected by the Seattle Seahawks in the seventh round (No. 220 overall) of the 2018 NFL Draft...Started 45 of 46 games played during his four seasons at Florida International (2014-17), completing 806 of 1,335 passes (60.4 pct.) for 9,091 yards and 65 TDs with 37 INTs...Also carried the ball 308 times for 535 yards (1.7 avg.) and 16 TDs...Finished his career at FIU ranked among the top three in program history in multiple categories including passing TDs (No. 1, 65), total offensive yards (No. 1, 9,626), 200-yard passing games (No. 1, 26), passing yards (No. 2, 9,091), pass completions (No. 2, 806), completion percentage (No. 3, 60.4 pct.) and passing yards per game (No. 3, 197.6)...Started all 13 games in 2017, earning All-Conference USA honorable mention after connecting on 232 of 355 passes (65.4 pct.) for 2,798 yards and 17 TDs with eight INTs while also rushing for 231 yards and five TDs on 78 carries (3.0 avg.)...Threw for a season-high 328 yards on 21-of-33 passing (63.6 pct.) vs. Alcorn State (Sept. 8) and also had a 1-yard rushing TD with 1:12 left in the game to secure the 17-10 victory...Connected on 20 of 25 passes (career-high 80.0 pct.) for 295 yards and three TDs and added a career-high 108 yards and a TD on 11 carries (9.8 avg.) vs. UMass (Dec. 2)...Started all nine games he played in during the 2016 season, completing 167 of 286 passes (58.4 pct.) for 1,891 yards and 13 TDs with 11 INTs...Also rushed for 117 yards and four TDs on 45 carries (2.6 avg.)...Completed 26 of 42 passes (61.9 pct.) for a season-high 315 yards and two TDs and rushed for 12 yards and a TD on four carries (3.0 avg.) in a 27-26 victory at Charlotte (Oct. 15)...Started all 12 games in 2015, connecting on 269 of 420 passes (64.0 pct.) for 2,722 yards and 21 TDs with eight INTs while also picking up 95 yards and three TDs on the ground on 88 carries (1.1 avg.)...Connected on 31 of 39 passes (79.5 pct.) for a career-high 390 yards and three TDs and rushed for a TD vs. Old Dominion (Oct. 24)...Played in all 12 games with 11 starts as a true freshman in 2014, completing 138 of 274 passes (50.4 pct.) for 1,680 yards and 14 TDs with 10 INTs...Also carried the ball 97 times for 92 yards (0.9 avg.) and four TDs...Threw for a season-high 231 yards and three TDs on 17-of-24 passing (70.8 pct.) vs. Middle Tennessee (Nov. 15)...Earned his degree in liberal studies...Attended Gaither High School (Tampa, Fla.) for three years, where he tallied 1,258 passing yards and eight TDs during his senior season in 2013...Posted 1,727 passing yards and 22 TD passes as a junior in 2012...Attended Wesley Chapel (Fla.) High School his freshman year, playing football, soccer and baseball...His uncle, Kelly Goodburn, was a punter in the NFL for seven seasons (1987-93) with Kansas City and Washington...Last name is pronounced ma-goo...Given name Alexander Lee McGough; born in O'Neill, Neb.



38

ELLIS MERRIWEATHER

RB, 6-1, 220, 4/7/99

First Year, Massachusetts

Re-signed by Green Bay on Jan. 22, 2024...Spent the final nine weeks of the regular season and both postseason contests on the Packers' practice squad in 2023...Was signed to Green Bay's practice squad on Nov. 6, 2023...Originally signed as an undrafted free agent by the New Orleans Saints on May 15, 2023, and was released by the Saints on Aug. 31...Played five seasons of college football, including three at Massachusetts (2020-22) and two

at Garden City (Kan.) Community College (2018-19)...In his three seasons at UMass, was a three-time team captain and appeared in 26 games with 23 starts, rushing for 1,828 yards and eight touchdowns on 410 carries (4.5 avg.) while posting 31 receptions for 217 yards (7.0 avg.) and a TD...In 2022, started all 10 games he appeared in, carrying the ball 150 times for a team-high 575 yards (3.8 avg.) and three TDs while adding eight receptions for 48 yards (6.0 avg.)...Helped the Minutemen to their first win of the season vs. Stony Brook (Sept. 17) with a team-high 76 yards on 20 carries (3.8 avg.)...Had his best game of the season at Arkansas State (Nov. 12), leading the team with a season-high 122 yards on 29 carries (4.2 avg.) and adding two rushing TDs (1, 4 yards) while also posting two catches for 14 yards (7.0 avg.)...Played in all 12 games with 10 starts in 2021, finishing the season with 1,138 rushing yards and five TDs on 218 carries (5.2 avg.) along with 22 receptions for 165 yards (7.5 avg.) and a TD...Became the program's first 1,000-yard rusher in the FBS era and earned second-team All-Independent honors from *Phil Steele's College Football*...Finished with a single-season school-record seven games of 100-plus rushing yards...Racked up 144 yards on the ground on 23 carries (6.3 avg.) and hauled in two catches for 20 yards (10.0 avg.) vs. Eastern Michigan (Sept. 18)...Posted two rushing TDs (9 yards, 1 yard) in the team's first win of the season vs. UConn (Oct. 9) as he led the team with 171 yards on 39 carries (4.4 avg.)...Posted a team-high 65 yards on four receptions (16.3 avg.) and a career-long catch of 33 yards at Florida State (Oct. 23)...Rushed for a career-high 177 yards on 27 carries (6.6 avg.) and added three catches for 24 yards (8.0 avg.) vs. Maine (Nov. 13)...Added another multi-TD game at New Mexico State (Nov. 27), rushing for 168 yards on 23 carries (7.3 avg.) with a 20-yard TD run in the second quarter and a career-long 79-yard TD run in the fourth quarter...Played in all four games with three starts in his first season at UMass in 2020, carrying the ball 42 times for 115 yards (2.7 avg.) along with a 4-yard reception...Led the team with a season-high 48 yards on 11 carries (4.4 avg.) at Florida Atlantic (Nov. 20)...Transferred to UMass after two seasons at Garden City Community College (2018-19)...Played in 11 games in 2019, rushing for 513 yards and six TDs on 90 carries (5.7 avg.) and added five receptions for 71 yards (14.2 avg.)...Also returned five kickoffs for 36 yards (7.2 avg.) in his final season at Garden City...Rushed for a season-high 120 yards and two TDs on 12 carries (10.0 avg.) in a 61-0 win vs. Ellsworth CC (Sept. 7)...Posted 92 yards and a TD on 10 carries (9.2 avg.) vs. Coffeyville CC (Oct. 26)...In his first season at Garden City CC in 2018, played in seven games and finished the season with 397 yards and four TDs on 97 carries (4.1 avg.) while adding three receptions for 7 yards (2.3 avg.)...Carried the ball four times for 25 yards (6.3 avg.) in his collegiate debut vs. Dodge City CC (Sept. 1)...Posted a season-high 94 yards on 11 carries (8.5 avg.) and scored his first career touchdown, a 3-yard TD run in the fourth quarter vs. Highland CC (Oct. 20)...Earned his degree in communications with a minor in sociology...Part of the leadership teams for Peak Performance, an organization for student-athletes that focuses on mental-health awareness, and the Student Athlete Advisory Committee at Massachusetts...Attended Alpharetta (Ga.) High School for his junior and senior years, where he starred as a wide receiver, running back and quarterback, and set the single-game school record for all-purpose yards (244)...As a senior, rushed for 556 yards and six TDs and added 10 catches for 77 yards (7.7 avg.)...Also played basketball for four years...Given name Ellis Matthew Merriweather; born in Atlanta, Ga.



53

ARRON MOSBY

DL, 6-3, 250, 4/13/99

Second Year, Fresno State

Re-signed by Green Bay on Jan. 22, 2024...Spent the entire 2023 season on the Packers' practice squad...Was claimed off waivers by Green Bay from the Carolina Panthers on Aug. 3, 2023...Was released by the Packers on Aug. 29 and re-signed to the practice squad on Aug. 30...Spent the entire 2022 season on Carolina's practice squad and active roster, appearing in three games...Was originally signed as undrafted free agent by the Panthers on May 1, 2022...As a rookie in 2022, was active for four games, playing in three contests and recording a solo tackle...Was inactive for five contests...Made his NFL debut, appearing on 16 snaps on special teams at the N.Y. Giants (Sept. 18)...Recorded his first career tackle (solo) on defense in the fourth quarter at the L.A. Rams (Oct. 16)...Saw action on special teams vs. Tampa Bay (Oct. 23)...Played in 58 games with 24 starts in five seasons at Fresno State (2017-21), recording 156 tackles (88 solo), 26½ tackles for a loss, six sacks, two interceptions, 13 passes defended, nine forced fumbles and two fumble recoveries...Played in all 13 games with 12 starts in 2021, earning All-Mountain West honorable mention after recording 40 tackles (24 solo), 15½ tackles for a loss, six sacks, three passes defended, six forced fumbles and two fumble recoveries...His six forced fumbles were the most by a player in program history and tied for the FBS lead in 2021...In the season opener vs. UConn (Aug. 28), earned Mountain West Defensive Player of the Week honors after he posted three tackles (all solo) and a forced fumble on a sack that he recovered and returned 31 yards for a touchdown...Posted a season-high eight tackles (three solo), a career-high 3½ tackles for a loss, a sack and a forced fumble at Oregon (Sept. 4)...Received invites to participate in the 2022 Hula Bowl and NFLPA Collegiate Bowl...Appeared in all six games in 2020, recording 21 tackles (12 solo), three tackles for a loss and a pass defended...Logged six tackles (four solo), two tackles for a loss and a pass defended at Utah State (Nov. 14)...Posted a season-high eight tackles (three solo) vs. New Mexico State (Dec. 12)...Started all 12 games in 2019 and recorded 78 tackles (40 solo), 5½ tackles for a loss, three forced fumbles, an INT and five passes defended...Posted nine tackles (two solo) in back-to-back games at New Mexico State (Sept. 28) and at Air Force (Oct. 12), and added a forced fumble and a pass defended against the Aggies...Recorded seven tackles (four solo) and an INT vs. UNLV (Oct. 18), returning the pick 16 yards to the UNLV 1 set up a TD run on the following play...Posted a career-high 11 tackles (seven solo), a shared tackle for a loss, a forced fumble and a pass defended at San Diego State (Nov. 15)...Played in 13 games in 2018, recording 12 tackles (eight solo), 2½ tackles for a loss, an INT returned for a TD and two passes defended...Logged a season-high three tackles (two solo) and two tackles for a loss at UNLV (Nov. 3)...Posted his first career INT that he returned 95 yards for a TD vs. San Jose State (Nov. 24), marking the fourth-longest INT return for a TD in program history...Matched his season high with three tackles (two solo) and a shared tackle for a loss vs. Arizona State (Dec. 15) in the Las Vegas Bowl...Played in all 14 games as a true freshman in 2017, recording five tackles (four solo)...Posted a tackle in five contests, including a solo stop against Houston (Dec. 24) in the Hawai'i Bowl...Earned his degree in African studies and minored in communications...Attended Sanger (Calif.) High School, where he was a two-way starter at wide receiver and cornerback...Named first-team CMAC defensive end to the *Fresno Bee* Football All-Star Jive 75 as a senior in 2016...Helped lead his team to the Section Division II Valley championship and the County/Metro League championship...Was a two-time all-league defensive back...Is married and has one child...Given name Arron Christopher Mosby; born in Fresno, Calif.



98

KENNETH ODUMEGWU

DL, 6-6, 259, 11/29/00

First Year, National Open Univ. (Nigeria)

Spent the entire 2023 season on Green Bay's practice squad as an international practice-squad exemption...Was allocated to the Packers on May 4, 2023, from Nigeria as part of the NFL International Player Pathway program...Is the first international player allocated to Green Bay through the IPP...Received an invite to former NFL defensive end Osi Umenyiora's NFL Africa Touchdown Camp in Accra, Ghana, in June 2022, where he was assigned to defensive end and captured defensive MVP honors...Earned one of 38 spots at the NFL International Combine in London in October 2022...From there, was one of 13 players selected to the International Player Pathway program...Spent 10 weeks training in early 2023 at IMG Academy in Florida before participating in a pro day at the University of South Florida...His conversion to football came through Educational Basketball, a program founded in 2015 in Lagos, Nigeria, that is touted as Africa's first premier select player development program...Was one of three Educational Basketball alumni to be allocated to NFL teams in 2023 through the International Player Pathway...Attended the National Open University of Nigeria for two years, where he was studying criminology...Went to high school at Bright Future College in Lagos, Nigeria...Last name is pronounced oh-doo-MAY-goo...Given name Kenneth Ikechukwu Oduemgwu; born in Lagos, Nigeria.



44

HENRY PEARSON

FB, 6-2, 249, 11/23/99

First Year, Appalachian State

Re-signed by the Packers Jan. 22, 2024...Spent the entire 2023 season on Green Bay's practice squad, seeing action in two contests as a gameday elevation...Was elevated from the practice squad to the active roster at Detroit (Nov. 23) and vs. Kansas City (Dec. 3), playing limited snaps on both offense and special teams...Originally signed by Green Bay as an undrafted free agent on May 5, 2023, and was released (Aug. 29) and re-signed to the Packers' practice squad (Aug. 30)...Appeared in 59 games with 43 starts in five seasons (2018-22) with the Mountaineers, finishing his career with 74 receptions for 897 yards (12.1 avg.) and 11 TDs...Started all 12 games at tight end in 2022, earning second-team All-Sun Belt honors after tying for the conference lead among tight ends with a team-high five TD grabs...Finished with 25 receptions for 329 yards (13.2 avg.), ranking No. 2 in the league among TEs in catches and receiving yards...Helped the Mountaineers rank No. 31 in the country in rushing (204.4 ypg) and No. 22 in scoring (34.9 ppg)...Posted a season-high four receptions for 46 yards (11.5 avg.) vs. North Carolina (Sept. 3), highlighted by a 22-yard TD grab in the first quarter...Matched his season high with four catches for 43 yards (10.8 avg.) at Texas State (Oct. 8) and tied his career high with two TD grabs (12, 2 yards)...Hauled in two passes for 47 yards (23.5 avg.) at Georgia Southern (Nov. 26), highlighted by a season-long 40-yarder...Started in all 11 of his game appearances in 2021, posting 11 receptions for 153 yards (13.9 avg.)...Recorded a season-high four grabs for 45 yards (11.3 avg.) vs. Louisiana Monroe (Oct. 30)...Posted a season-high 50 yards receiving on two catches (25.0 avg.) vs. Western Kentucky (Dec. 18) in the Boca Raton Bowl, including a season-long 40-yard reception...

OTHER FREE AGENTS/
FIRST-YEAR PLAYERS

COMMUNITY

ADMIN. &
COACHES

VETERANS

DFA/FIRST-YEAR
PLAYERS

2023
REVIEW

RECORDS &
HISTORY

LAMBEAU
FIELD

MISC.

Started all nine games he played in during the 2020 season, earning honorable mention All-Sun Belt recognition from the league and fourth-team honors from *Phil Steele's College Football*... Finished the season with 16 receptions for 180 yards (11.3 avg.) and four TDs, with all four scores coming in the final five games... Posted a season-high four catches for 32 yards (8.0 avg.) and a TD vs. Georgia State (Nov. 14)... Registered a career-high 62 receiving yards on three catches (20.7 avg.) at Georgia Southern, including a season-long 33-yard grab... Caught a career-high two TD passes (22, 11 yards) vs. North Texas (Dec. 21) in the Myrtle Beach Bowl, finishing with three receptions for 47 yards (15.7 avg.)... Played in all 14 games with eight starts in 2019, posting eight catches for 75 yards (9.4 avg.)... Helped the offense rank No. 16 in the nation in rushing (231.4 ypg)... Registered a season-high two catches for 30 yards (15.0 avg.) vs. Louisiana Monroe (Oct. 19)... Appeared in all 13 games with three starts as a true freshman in 2018, finishing with 14 catches for 160 yards (11.4 avg.) and two TDs... Recorded 50 yards receiving on three catches (16.7 avg.) at Charlotte (Sept. 8)... Caught three passes for 36 yards (12.0 avg.) vs. Georgia State (Nov. 17), scoring the first TD of his collegiate career on a 10-yard grab... Earned his degree in marketing/sales... Posted 28 receptions for 393 yards (14.0 avg.) and five TDs and added 99 tackles (64 solo), three sacks, two fumble recoveries and two forced fumbles as a senior at Paramus (N.J.) Catholic High School... Had two 100-yard receiving games and posted an 80-yard TD catch... Earned second-team All-Non-Public League honors at linebacker from NJ.com... As a junior, caught 27 passes for 392 yards (14.5 avg.) and four TDs to help Paramus Catholic to the Non-Public Group 4 title... Also was a lacrosse standout, scoring 44 goals as a junior... Given name Henry Richard Pearson; born in Ridgewood, N.J.



16

JACK PODLESNY

K, 6-0, 195, 3/16/00

First Year, Georgia

Signed by the Packers on Jan. 24, 2024... Was signed by the Minnesota Vikings as an undrafted free agent on May 1, 2023, and was released on Aug. 17... Appeared in 40 games across four seasons at Georgia (2019-22), connecting on 61 of 74 field goals (82.4 pct.) and 182 of 184 extra points (98.9 pct.)... Of his 134 career kickoffs, 86 (64.2 pct.) went for a touchback... Also recorded three tackles on special teams... Was part of two national-title teams at Georgia (2021-22)... Appeared in all 15 games in 2022, connecting on 26 of 31 FGs (83.9 pct.) and 73 of 74 extra points (98.6 pct.) while 72 of his 109 kickoffs (66.1 pct.) went for a touchback... Was named the 2022 SEC Special Teams Player of the Year and earned first team all-conference accolades... Helped the Bulldogs secure their fourth national title in program history and the team's second in as many seasons (2021-22)... Made a career-high four field goals (27, 25, 26, 25) and connected on three extra points vs. Samford (Sept. 10) with 6 of his 7 kickoffs going for a touchback... Named the SEC Special Teams Player of the Week after going 3 for 3 on FG attempts (39, 31, 32) and 4 for 4 on extra points vs. Kent State (Sept. 24)... Tied his career high with four FGs (40, 34, 28, 29) and connected on both extra points in a come-from-behind victory at Missouri (Oct. 1)... Made three FGs (30, 50, 36) vs. Georgia Tech (Nov. 26) with a season-long 50-yard FG in the third quarter and also connected on all four extra points... In the national title game vs. TCU (Jan. 9), tied his career high with eight extra points and added a 24-yard FG and a tackle on special teams to help the Bulldogs to a 65-7 victory... Appeared in all 15 games in 2021, connecting on 22

of 27 FGs (81.5 pct.) and 71 of 72 extra points (98.6 pct.)... Of his four kickoffs, two went for a touchback (50.0 pct.)... Made a career-high eight extra points in three contests (vs. UAB, at Vanderbilt, vs. Charleston Southern)... Made a season-high three FGs (46, 30, 37) and all four extra points vs. Arkansas (Oct. 2)... Connected on two FGs (24, 49) with a season-long 49-yarder and all three extra points in a 33-18 victory at Alabama (Jan. 10) in the CFP national title game... Appeared in all 10 games in 2020, connecting on 13 of 16 FGs (81.2 pct.) and 38 of 38 extra points (100.0 pct.)... Of his 21 Kickoffs, 12 went for a touchback (57.1 pct.)... Was a semifinalist for the Lou Groza Award in 2020, an award given annually to the nation's top collegiate placekicker... Saw his first collegiate action at Arkansas (Sept. 26), making both his FG attempts (38, 38) and all three extra points with five of his six kickoffs going for a touchback... Connected on a season-high three FGs (47, 34, 51) and all five extra points vs. Tennessee (Oct. 10)... Tied his season high by making three FGs (37, 32, 53) vs. Cincinnati (Jan. 1) in a comeback victory over the Bearcats in the Chick-fil-A Peach Bowl... Named the Offensive MVP of the Peach Bowl after making a career-long 53-yard FG with three seconds remaining to secure the 24-21 win for the Bulldogs... Was also named to *The Associated Press* All-Bowl team... Did not see any game action as a redshirt freshman in 2019... Earned his bachelor's degree in environmental health and his master's degree in public health... Was the recipient of the Joe B. Maxwell Family Scholarship... Attended Glynn Academy (Brunswick, Ga.), where he only played football his senior year, earning first-team all-region honors after connecting on 9 of 10 FGs (90.0 pct.) and 49 of 51 (96.1 pct.) extra points in 2017... Of his 61 kickoffs, 51 resulted in a touchback (83.6 pct.)... Also participated in soccer all four years, where he was a team captain and helped the team to a regional championship... Last name is pronounced pod-LEZ-knee... His father, Ike, played soccer at Old Dominion and his mother, Bizzy, played lacrosse and field hockey at Catholic University... Given name Jack Morgan Podlesny; born in St. Marys, Ga.



48

BENNY SAPP III

S, 5-11, 200, 6/27/00

First Year, Northern Iowa

Played in five games, recording two special teams tackles as a rookie during the 2023 season... Originally signed by Green Bay as an undrafted free agent on May 5, 2023... Was released on Aug. 29 and re-signed to the Packers' practice squad on Aug. 30... Was elevated from the practice squad to the active roster for Weeks 11-12 and 16... Was signed to the active roster from the practice squad on Dec. 30... Made his NFL debut vs. the L.A. Chargers (Nov. 19), playing seven snaps on special teams and one on defense... Recorded his first special teams tackle at Detroit (Nov. 23) while playing six snaps on special teams and two on defense... Made another tackle on kickoff coverage at Carolina (Dec. 24) while logging a career-high 13 snaps on special teams... Also saw limited action on special teams at Minnesota (Dec. 31) and vs. Chicago (Jan. 7)... Was inactive (healthy scratch) for both postseason contests... Appeared in 54 games during his collegiate career, playing in all 30 games with 29 starts in three seasons (2020-22) at Northern Iowa and appearing in 24 games in two seasons at Minnesota (2018-19)... Registered 138 tackles (83 solo), 1½ tackles for a loss, nine interceptions, 16 passes defended, a forced fumble and a fumble recovery at Northern Iowa... Started all 11 games for the Panthers in 2022, posting a career-high 53 tackles (29 solo), four INTs (tied for team lead), six passes defended and a forced fumble... Earned third-team FCS All-America honors from *The Associated Press*

and second-team All-America recognition from STATS Perform and the American Football Coaches Association...Earned first-team All-Missouri Valley Football Conference recognition and was the first Panther to be named to the watch list for the 2023 Reese's Senior Bowl...Registered three tackles (all solo) and an INT at Western Illinois (Sept. 24)...Posted an INT for the second straight week and added four assisted tackles vs. Indiana State (Oct. 1)...Registered a season-high eight tackles (six solo) and a forced fumble at Southern Illinois (Oct. 29)...Posted seven tackles (four solo) and an INT vs. South Dakota State (Nov. 5)...Played in all 12 contests with 11 starts in 2021, finishing with 52 tackles (32 solo), a tackle for a loss, a team-best four INTs and a career-best seven passes defended...Ranked No. 3 in the conference in INTs and earned second-team All-MVFC honors from *Phil Steele's College Football*...Posted a career-high nine tackles (six solo) and an INT at Sacramento State (Sept. 11)...Registered a career-high two INTs (for 43 yards) vs. St. Thomas (Sept. 18)...Matched his career best with nine tackles (four solo) and a pass defended at North Dakota State (Oct. 9)...Started all seven games during the 2020 season that was played in the spring of 2021 due to COVID-19, recording 33 tackles (22 solo), a shared tackle for a loss, an INT, three passes defended and a fumble recovery...Posted a season-high seven tackles (three solo) and a fumble recovery in the season opener vs. South Dakota State (Feb. 19)...Registered five tackles (all solo) and his first career INT vs. Missouri State (March 20)...Saw action in 11 games for the Gophers in 2019 and posted a solo tackle at Fresno State (Sept. 7)...Played in all 13 contests as a true freshman at Minnesota in 2018, finishing with seven tackles (two solo)...Posted an assisted tackle in his collegiate debut vs. New Mexico State (Aug. 30)...Earned his degree in liberal arts...Was limited to just two games due to injury as a senior in 2017 at Eden Prairie (Minn.) High School and missed his entire junior campaign in 2016 due to injury...Was coached at Eden Prairie by Mike Grant, the son of Hall of Fame coach Bud Grant...Attended St. Thomas Aquinas High School (Fort Lauderdale, Fla.) for his first two years of high school...His father, Benny II, played cornerback in the NFL for eight seasons, appearing in 110 games with 27 starts during his time in the league with Kansas City (2004-07), Minnesota (2008-09, 2011) and Miami (2010-11)...Given name Benjamin Lee Sapp III; born in Fort Lauderdale, Fla.



61

LECITUS SMITH

G/C, 6-3, 314, 7/13/98

Second Year, Virginia Tech

Signed by Green Bay on May 6, 2024...Spent time on the practice squads of the Houston Texans and Philadelphia Eagles in 2023...Was originally selected in the sixth round (No. 215 overall) of the 2022 NFL Draft by the Arizona Cardinals...Played in 10 games with two starts (both at right guard) as a rookie for the Cardinals in 2022...Was inactive for Weeks 2-4, 6-7 and 18...Was active but did not play at Minnesota (Oct. 30)...Made his NFL debut vs. Kansas City (Sept. 11), appearing on eight snaps on offense and one on special teams...Made his first career start at RG at the L.A. Rams (Nov. 13), appearing on all 68 snaps as part of an offensive line that only allowed two sacks on 37 pass attempts, helped clear the way for two rushing touchdowns and held All-Pro DT Aaron Donald to just one quarterback pressure...Started at RG the following week vs. San Francisco (Nov. 21), appearing on all 71 snaps...Saw limited action on offense and on special teams in Weeks 12-17...Played in 45 games with 38 starts (37 at left guard and one at left tackle) in four seasons at Virginia Tech (2018-21)...Started and played in 11 games in 2021, making 10 starts at LG and one at LT...Made his only

career start at LT vs. Richmond (Sept. 25), protecting QB Braxton Burmeister as he completed 17 of 27 passes (63.0 avg.) for 212 yards...Blocked for RB Raheem Blackshear as he rushed for 117 yards and a TD on 12 carries (9.8 avg.) vs. Duke (Nov. 13)...Helped pave the way for Blackshear (169 yards) and Burmeister (115 yards) to both rush for 100-plus yards at Virginia (Nov. 27)...Started all 11 games at LG in 2020, earning All-ACC honorable mention from the coaches and media...Played a key role in helping the Hokies rank No. 1 in the ACC and No. 10 in the country in rushing offense (240.1 ypg)...Cleared holes for RB Khalil Herbert, who carried the ball 154 times for 1,182 yards (7.7 avg.) and eight TDs and ranked No. 2 in the ACC and No. 5 in the country in rushing yards...Helped the offense set a single-season school record with an average 5.6 yards per carry...Blocked for Herbert as he rushed for a season-high 207 yards and two TDs at Duke (Oct. 3)...Helped protect QB Hendon Hooker as he accounted for 275 total yards (111 passing, 164 rushing) and four TDs (one passing, three rushing) and helped Herbert collect his fourth consecutive 100-yard game with 143 yards on 18 carries (7.9 avg.) vs. Boston College (Oct. 17)...Part of an offensive line that did not allow a sack vs. Virginia (Dec. 12) and helped Herbert to his sixth 100-yard game on the season with 162 yards on 20 carries (8.1 avg.)...Started and played in 12 games at LG in 2019, earning All-ACC honorable mention from the coaches and media...Helped the offense rank No. 5 in the ACC in rushing offense (176.1 ypg) and No. 6 in the conference in rushing TDs (22)...Helped clear the way for RB Deshaun McCleese to post three 100-yard rushing games on the season...Helped protect Hooker, who set a program record with 124 consecutive pass attempts without an interception to begin his career...Part of an offensive line that protected Hooker as he threw for a career-high 311 yards at Virginia (Nov. 29)...Part of a line that only gave up one sack in the Belk Bowl vs. Kentucky (Dec. 31) and also blocked for McCleese as he rushed for 126 yards and a TD...Played in 11 games with four starts at LG as a redshirt freshman in 2018...Made his collegiate debut vs. William & Mary (Sept. 8), helping the offense rack up 586 total yards and 305 rushing yards while the offensive line did not allow a sack...Registered his first career start at LG in a 22-19 victory at North Carolina (Oct. 13)...Started at LG vs. Cincinnati (Dec. 31) in the Military Bowl, blocking for McCleese (102 rushing yards) as the offensive line only allowed one sack...Earned his degree in consumer studies...Attended Fitzgerald (Ga.) High School, where he was a three-time GHSA all-region honoree as a tight end...Caught seven passes for 132 yards (18.9 avg.) and two TDs as a senior...Earned first-team all-state honors from the *Atlanta Journal-Constitution* and second-team all-state recognition from the Georgia State Writers in 2015...First name pronounced luh-SEET-us...Given name Lecitus Leroy Javaris Smith; born in Miami, Fla.



19


DIMITRI STANLEY

WR, 6-0, 200, 10/23/99

Rookie, Iowa State

Signed by Green Bay as an undrafted free agent on May 6, 2024...Appeared in 53 games with 32 starts over six seasons at Colorado (2018-21) and Iowa State (2022-23), finishing with 118 receptions for 1,379 yards (11.7 avg.) and five touchdowns...Also returned 32 punts for 260 yards (8.1 avg.)...Played in 12 games with two starts for the Cyclones in 2023, recording 15 catches for 139 yards (9.3 avg.) and returning a punt for 4 yards (4.0 avg.)...Posted 31 yards on four receptions (7.6 avg.) and returned a punt 4 yards (4.0 avg.) at Ohio (Sept. 16)...Recorded three catches for 27 yards (9.0 avg.) at Oklahoma (Sept. 30)...Led the team with a season-high five catches for 59 yards (11.8 avg.) vs. Kan-

sas (Nov. 4)...Played in 11 games with seven starts in his first season at Iowa State in 2022, finishing No. 3 on the team with 33 receptions for 420 yards (12.7 avg.) and a TD...Caught a pass for 17 yards (17.0 avg.) in his debut for the Cyclones vs. Southeast Missouri State (Sept. 3)...Made his first start for the Cyclones vs. Baylor (Sept. 24), posting four receptions for 55 yards (13.8 avg.) and a TD...Finished second on the team with five catches for 81 yards (16.2 avg.) at Kansas (Oct. 1)...Led the team with a season-high 90 yards on six catches (15.0 avg.) vs. Oklahoma (Oct. 29)...Played in nine games with seven starts in his final season at Colorado in 2021, recording 15 receptions for 130 yards (8.7 avg.) and a TD...Also returned 10 punts for 123 yards (12.3 avg.) with a long of 27 yards...Returned three punts for a season-high 68 yards (22.7 avg.) with a season-long 27-yard return vs. Northern Colorado (Sept. 3)...Led the team with a season-high 48 yards on three catches (16.0 avg.) at Utah (Nov. 26)...Started all six games in 2020, posting 20 receptions for a career-high 335 yards (16.8 avg.) and a TD...Also returned 10 punts for 77 yards (7.7 avg.) with a long of 26 yards...Caught six passes for 66 yards (11.0 avg.) in the season opener vs. UCLA (Nov. 7)...Recorded a career-high 126 yards and a TD on six catches (21.0 avg.) at Stanford (Nov. 14)...Finished the season with 86 yards on four receptions (21.5 avg.) vs. Texas (Dec. 29)...Played in 12 games with eight starts in 2019, recording a career-high 29 receptions for 312 yards (10.8 avg.) and two TDs and returning eight punts for 47 yards (5.9 avg.) with a long of 15 yards...Also had four carries for 14 yards (3.5 avg.)...Made two catches for 17 yards (8.5 avg.) and posted an 8-yard run in an overtime victory vs. Nebraska (Sept. 7), highlighted by a 12-yard catch on third-and-8 in the fourth quarter that set up a game-tying field goal four plays later...Caught a season-high five passes for 35 yards (7.0 avg.), including a 13-yard TD pass in the fourth quarter, vs. Air Force (Sept. 14)...Posted three receptions for 42 yards (14.0 avg.) at Arizona State (Sept. 21)...Recorded a season-high 75 yards and a TD on four catches (18.8 avg.) and returned two punts for 15 yards vs. Arizona (Oct. 5)...Ranked No. 2 on the team with 52 yards on three catches (17.3 avg.) and returned one punt for 8 yards (8.0 avg.) vs. Washington (Nov. 23)...Played in three games with two starts as a redshirt freshman in 2018, posting six receptions for 43 yards (7.2 avg.)...Made his collegiate debut vs. Colorado State (Aug. 31)...Made his first collegiate start at Washington (Oct. 20), recording three catches for 24 yards (8.0 avg.) with a long of 11 yards that went for a first down on second-and-8 in the first quarter...Started vs. Washington State (Nov. 10), posting three receptions for 19 yards (6.3 avg.)...Earned his bachelor's degree in psychology from Colorado and a master's degree in management from Iowa State...Attended Cherry Creek High School in Greenwood Village, Colo., where he helped his team to a 28-10 record over three seasons and two appearances in the Class 5A state semifinals...Posted 183 receptions for 2,588 yards (14.1 avg.) and 36 TDs in his high school career...Played wide receiver and defensive back...Also participated in basketball for four years and track for three years...His father, Walter, was drafted by the Packers in the fourth round (No. 98 overall) of the 1985 NFL Draft from Mesa State and went on to appear in 48 games for Green Bay from 1985-88...Given name Dimitri Gabriel Stanley; born in Aurora, Colo.



43

MESSIAH SWINSON

TE, 6-7, 259, 4/20/00

Rookie, Arizona State

Signed by Green Bay as an undrafted free agent on May 3, 2024...Appeared in 47 games with 11 starts in five seasons at Missouri (2019-21) and Arizona State (2022-23), posting 28 receptions for 317 yards (11.3 avg.) and two touchdowns...Played in 12 games with three starts in 2023, recording six catches for 48 yards (8.0 avg.)...Made a 5-yard catch in the second quarter of the season-opening victory vs. Southern Utah (Aug. 31)...Posted a season-high two catches for 6 yards (3.0 avg.) vs. Fresno State (Sept. 16)...Recorded a season-long catch of 18 yards (18.0 avg.) on second-and-13 for a first down early in the third quarter vs. Colorado (Oct. 7)...Picked up a first down on a 15-yard reception (15.0 avg.) in the second half vs. Washington State (Oct. 28)...Logged a catch for 4 yards (4.0 avg.) vs. Oregon (Nov. 18) in the fourth quarter...Played in all 12 games with seven starts in 2022, recording career highs with 15 catches for 185 yards (12.3 avg.) and two TDs...Led the team with 50 yards on three receptions (16.7 avg.) in the season opener vs. Northern Arizona (Sept. 1)...Caught a pass for 15 yards (15.0 avg.) for a first down at Oklahoma State (Sept. 10)...Posted his first career TD reception when he caught an 11-yard pass from QB Emory Jones in the fourth quarter vs. Utah (Sept. 24)...Recorded 13 yards on two catches (6.5 avg.) at Southern California (Oct. 1)...Registered a career-high 55 yards on three catches (18.3 avg.) with a career-long reception of 35 yards at Colorado (Oct. 29)...Posted two catches for 15 yards (7.5 avg.) and a TD vs. UCLA (Nov. 5)...Added a 4-yard catch vs. Oregon State (Nov. 19)...Finished the season with two catches for 22 yards (11.0 avg.) at Arizona (Nov. 25)...Played in 12 games with one start in his final season at Missouri in 2021, finishing with five catches for 46 yards (9.2 avg.)...Caught a pass for 10 yards and a first down vs. Southeast Missouri State (Sept. 18)...Recorded two catches for 21 yards (10.5 avg.) to collect season highs in both catches and yards vs. Tennessee (Oct. 2)...Posted a reception for 7 yards (7.0 avg.) in the fourth quarter to help set up a 42-yard FG at Georgia (Nov. 6)...Helped keep the Tigers' drive alive with a catch for 8 yards on third-and-4 at Arkansas (Nov. 26)...Played in all 10 games in 2020, finishing the season with two catches for 38 yards (19.0 avg.)...Caught his first career pass for 9 yards in the fourth quarter vs. Vanderbilt (Nov. 28)...Recorded a season-long reception of 29 yards vs. Georgia (Dec. 12) to help set up a 2-yard TD run on the following play...Appeared in one game as a redshirt freshman in 2019 after recovering from a season-ending injury prior to the 2018 season...Made his collegiate debut vs. Southeast Missouri State (Sept. 14)...Earned his degree in liberal arts...Attended Long Island Lutheran High School for three years in Brookville, N.Y., where he played tight end and defensive end...Caught 34 passes for 508 yards (14.9 avg.) and four TDs as a junior...Posted 10 receptions for 179 yards (17.9 avg.) as a sophomore...Attended Bay Shore (N.Y.) High School his freshman year...Participated in baseball all four years...His father, Corey, who played defensive tackle at Hampton University, was drafted by the Miami Dolphins in the seventh round of the 1995 NFL Draft and spent time with the St. Louis Rams in 1995...His cousin, Al Harrington, played 16 seasons in the NBA...Given name Messiah Swinson; born in Bay Shore, N.Y.



76

KADEEM TELFORT

T, 6-7, 322, 11/10/98
First Year, UAB

Re-signed by the Packers on Jan. 22,

2024...Spent the entire 2023 season on Green Bay's practice squad...Was signed by Green Bay as an undrafted free agent on May 5, 2023...Appeared in 31 games with 28 starts in three seasons at UAB (2020-22)...Began his college career at the University of Florida (2017) and later went on to attend Garden City (Kan.) Community College in 2018 and Highland Community College (Freeport, Ill.) in 2019...Appeared in 12 games with 11 starts at LT in 2022, earning first-team All-Conference USA honors as he helped the Blazers rank No. 8 in the country in rushing offense with an average of 235.6 yards per game...Was part of an offensive line that was selected to the Joe Moore Award Midseason Honor Roll...Helped clear the way for RB DeWayne McBride to lead the nation in rushing yards with an average of 155.7 yards per game and rank No. 2 in rushing yards (school-record 1,713)...Helped McBride rank tied for No. 3 in the country in rushing TDs (school-record 19) and No. 3 in rushing average (school-record 7.35 ypc)...Part of a line that helped McBride rush for 100-plus yards in 10 of the 11 games he played, including three 200-yard outings...Helped clear the way for McBride to register 223 yards and four TDs (tied career high) on 28 attempts (8.0 avg.) vs. Georgia Southern (Sept. 17)...Part of a line that helped pave the way for McBride's school-record 272 yards rushing on just 16 carries (17.0 avg.) at Louisiana Tech (Nov. 26) as the Blazers registered a season-best 406 rushing yards on 43 attempts (9.4 avg.)...Started all 13 games in 2021, earning honorable mention All-Conference USA recognition...Helped clear holes for McBride as he rushed for 1,371 yards and 13 TDs on 204 carries (6.7 avg.)...Helped pave the way for McBride to register 210 yards and a career-high four TDs on just 14 carries (15.0 avg.) vs. Louisiana Tech (Nov. 6)...Blocked for McBride as he posted 137 yards and a TD on 17 carries (8.1 avg.) at Southern Mississippi (Oct. 16)...Appeared in six games with four starts in 2020 and was part of a Blazer line that allowed only four sacks on the season, the fewest in Conference USA and tied for the fourth fewest in the country...Helped clear holes for RB Spencer Brown, who ranked No. 15 in the nation in rushing (111.1 ypg), and McBride, who averaged 9.3 yards per carry on 47 attempts...Spent the 2019 season at Highland C.C., but was forced to sit out since he transferred within the conference...Attended Garden City C.C. in 2018, where he started six games for the Broncbusters...Was suspended at the University of Florida as a true freshman in 2017...Earned his degree in general studies...Attended Booker T. Washington High School (Miami, Fla.) as a senior, where he helped the Tornados to a semifinal appearance in the 2016 FHSAA Class 4A state playoffs...Spent his first three years at Norland Senior High (Miami, Fla.)...Given name Kadeem Wysler Joseph Telfort; born in Miami, Fla.



78

LUKE TENUTA

T, 6-8, 314, 9/1/99
Third Year, Virginia Tech

Spent the entire 2022 season on

injured reserve with an ankle injury...Was placed on injured reserve (ankle) on Aug. 31...Appeared in three games for the Packers as a rookie in 2022, seeing limited action on offense and special teams...Was active but did not dress in three contests and was inactive for five games (healthy scratch)...Made his NFL debut at Miami (Dec. 25), appearing on four plays on special teams...Played seven snaps on special teams and also saw the first offensive action of his NFL career vs. Minnesota (Jan. 1), taking over at RT for the final seven snaps of the game with the Packers holding a 41-10 lead...Was claimed by the Packers off waivers from the Indianapolis Colts on Oct. 18, 2022...Was a gameday inactive for the Colts for the first five games of the season after being claimed off waivers on Aug. 31...Was drafted by the Buffalo Bills with the third of their three picks in the sixth round (No. 209 overall) of the 2022 NFL Draft and was with the team through the preseason before being waived on Aug. 30...Played in 34 games with 26 starts at Virginia Tech (2019-21), opening 15 games at RT and 11 at LT...Started 12 games in 2021, opening 11 at LT and one at RT as he earned All-Atlantic Coast Conference honorable mention...Helped clear the way for the Hokies' season-high 320 rushing yards on 47 carries at Virginia (Nov. 27), their third consecutive 200-yard rushing effort and their fifth in a six-game span...Started nine contests at RT in 2020, earning All-ACC third-team honors from Pro Football Focus...Was part of a line that helped the Hokies rank No. 1 in the ACC and No. 10 in the country with an average of 240.1 rushing yards per game...Helped Tech average a school-record 5.58 yards per carry (No. 9 in the country) and opened holes for RB Khalil Herbert, who ranked No. 5 in the country with 1,182 rushing yards on 154 carries (7.7 avg.)...Helped clear the way for Herbert to register a season-high 207 yards and two TDs on 19 carries (10.9 avg.) in a 38-31 win at Duke (Oct. 3)...Appeared in all 13 games with five starts at RT as a redshirt freshman in 2019...Blocked a FG in the fifth overtime vs. North Carolina (Oct. 19), allowing Tech to get to a sixth OT in the 43-41 win...Made his first collegiate start vs. Wake Forest (Nov. 9) when he opened at RT and started there the remainder of the season...Majored in sports media and analytics...Earned Class 3A all-state honors as a senior at Western Albemarle High School in Crozet, Va....Posted 52½ tackles and 11 tackles for a loss at defensive end...Also earned all-conference, all-district and all-region honors on the offensive line...Was a three-year letterwinner...Also played baseball...His father, Jon, played defensive back at the University of Virginia (1978-80), went on to coach 40 seasons at the collegiate level and served as the defensive coordinator/linebackers coach for the New Orleans Breakers of the United States Football League (USFL) in 2022-23...His mother, Dori, played basketball at Virginia...His older brother, Zach, also coached linebackers for the Breakers in 2022-23...Another older brother, Matt, played professional baseball with the Monterrey Sultans of the Mexican League...Last name is pronounced tuh-NOO-tuh...Given name Luke Nicholas Tenuta; born in Columbus, Ohio.

OTHER FREE AGENTS/
FIRST-YEAR PLAYERS

COMMUNITY

ADMIN. &
COACHES

VETERANS

DFA/FIRST-YEAR
PLAYERS

2023
REVIEW

RECORDS &
HISTORY

LAMBEAU
FIELD

MISC.



64


SPENCER WAEGE

DL, 6-5, 295, 5/6/99

First Year, North Dakota State

Claimed off waivers by Green Bay from the San Francisco 49ers on May 13, 2024...Originally signed as an undrafted free agent by the 49ers on May 12, 2023, but was released on Aug. 30...Was signed to San Francisco's practice squad on Nov. 15 and spent the final eight weeks of the regular season and the postseason on the team's practice squad in 2023...Was re-signed by the 49ers on Feb. 13, 2024, and then was waived on May 8...Appeared in 57 games with 29 starts in five seasons at North Dakota State (2018-22), finishing with 138 tackles (64 solo), 42 tackles for a loss, 20½ sacks, four passes defended, five forced fumbles, a fumble recovery and two blocked kicks on special teams...Started all 15 games in 2022, earning first-team All-Missouri Valley Conference honors after recording 51 tackles (24 solo), 17½ tackles for a loss, nine sacks, two forced fumbles and a blocked kick...Earned first-team All-America honors from *The Associated Press*, *Stats Perform*, *Phil Steele's College Football*, *Athlon* and *HERO Sports*...Named second-team All-America by the American Football Coaches Association (AFCA)...Ranked No. 8 in single-season school history and tied for No. 10 in the FCS in tackles for a loss (17½)...Recorded a season-high three tackles for a loss (all solo), two sacks and a forced fumble vs. N.C. A&T (Sept. 10)...Posted a career-high nine tackles (two solo) and a shared sack at Southern Illinois (Nov. 12)...Recorded seven tackles (three solo), two tackles for a loss, a sack and a forced fumble in the FCS semifinal game vs. Incarnate Word (Dec. 16)...Logged three tackles (one solo) in the FCS national title game vs. South Dakota State (Jan. 8)...Started and played in three games in 2021, recording four tackles (two solo) and a tackle for a loss...Suffered a season-ending knee injury in Week 3 at Towson (Sept. 18)...Played in nine games with seven starts during the 2020-21 season that was played in the spring of 2021 due to COVID-19...Finished with 21 tackles (eight solo), eight tackles for a loss, 4½ sacks, four passes defended, a forced fumble and a blocked kick...Earned first-team All-MVFC and All-America accolades from the AFCA (second team) and *Phil Steele's College Football* (third team)...Recorded a season-high six tackles (two solo), 2½ tackles for a loss, and a shared sack vs. Youngstown State (Feb. 21)...Posted four tackles (three solo), a career-high three sacks and a forced fumble at Missouri State (March 6)...Logged four tackles (one solo), a tackle for a loss and two passes defended and a blocked extra point vs. Illinois State (March 13)...Played in 15 games with four starts in 2019, earning All-MVFC honorable mention after recording 40 tackles (22 solo), 11 tackles for a loss, 5½ sacks and two forced fumbles...Posted a season-high four tackles (all solo), two tackles for a loss, a sack and a forced fumble at South Dakota State (Oct. 26)...Matched his season high with four tackles (two solo) and a shared sack in a 9-3 win vs. Illinois State (Dec. 14) in the FCS playoffs quarterfinal game...Tallied four tackles (three solo) and a tackle for a loss in the 28-20 victory vs. James Madison (Jan. 11) in the FCS title game...Appeared in all 15 games as a redshirt freshman in 2018, recording 22 tackles (eight solo), 4½ tackles for a loss, 1½ sacks and a fumble recovery...Named to the MVFC All-Newcomer Team and earned third-team Freshman All-America honors from *Phil Steele's College Football*...Posted two tackles (one solo) and a tackle for a loss in his collegiate debut vs. Cal Poly (Sept. 1)...Logged a season-high four tackles (all solo), two tackles for a loss and a sack at Western Illinois (Oct. 13)...Was named to the MVFC honor roll from 2020-22 and earned the MVFC Commissioner's Academic Excellence Award in 2022...Earned his degree in general agriculture...Attended Watertown (S.D.) High School, where he was a three-year

letterwinner and starter...Earned all-conference honors and was named team captain as a senior...Finished his career with 104 tackles, 10½ sacks, an interception, two touchdowns, a fumble recovery and four blocked punts...Selected to the South Dakota All-Star game and the EPS All-America Showcase in Dallas...Also played basketball for three years...Last name is pronounced WAY-jee...Given name Spencer Aloysius Waege; born in Watertown, S.D.



82

JOEL WILSON

TE, 6-4, 242, 6/21/00

First Year, Central Michigan

Re-signed by the Packers on Jan. 22, 2024...Spent the final six weeks of the 2023 regular season and both postseason contests on Green Bay's practice squad after being signed on Nov. 28...Was on the Buffalo Bills' practice squad for the first nine weeks of the 2023 season...Was released by the Bills on Nov. 7...Was originally signed by Buffalo as an undrafted free agent on May 22, 2023, but was released on Aug. 29 and re-signed to the practice squad on Aug. 30...Played in 34 games with 23 starts in five seasons at Central Michigan (2018-22), finishing with 82 receptions for 874 yards (10.7 avg.) and 12 touchdowns...Started and played in nine games in 2022, earning All-Mid-American Conference third-team accolades after hauling in 44 receptions for 445 yards (10.1 avg.) and six TDs...Led the team in both TD receptions and receiving yards per game (49.4 avg.)...Finished No. 2 on the team in receptions and receiving yards...Caught six passes for 64 yards (10.7 avg.) at Oklahoma State (Sept. 1)...Posted seven catches for a team-leading 73 yards (10.4 avg.) and a 21-yard TD in the fourth quarter vs. South Alabama (Sept. 10)...Recorded five receptions for 59 yards (11.8 avg.) at Penn State (Sept. 24), including a 10-yard TD reception...Posted six catches for 52 yards (8.7 avg.) vs. Ball State (Oct. 8)...Led the team with a season-best eight receptions for 75 yards (9.4 avg.) and a TD vs. Bowling Green (Oct. 22)...Caught a season-long 23-yard TD pass at Northern Illinois (Nov. 2) and totaled three catches for 33 yards (11.0 avg.)...Played in all 13 games with 11 starts in 2021, posting 31 receptions for 267 yards (11.8 avg.) and six TDs...Recorded his first TD of the season at LSU (Sept. 18), catching four passes for 31 yards (7.8 avg.) and an 18-yard TD in the fourth quarter...Posted a significant 30-yard reception for a first down in the fourth quarter vs. FIU (Sept. 25), finishing with three catches for 39 yards (13.0 avg.)...Accumulated a career-best 92 yards on seven catches (13.1 avg.) at Miami (Ohio) (Oct. 2)...Posted a career-long 41-yard catch at Western Michigan (Nov. 3), finishing the game with four receptions for 69 yards (17.3 avg.) and a TD...Recorded his first career multi-TD game, catching two TDs (17, 21) in a 54-30 win vs. Kent State (Nov. 10)...Caught three passes for 41 yards (13.7 avg.) and a 15-yard TD in a 24-21 victory over Washington State (Dec. 31) in the Tony the Tiger Sun Bowl...Played in five games with three starts in a COVID-shortened, six-game season in 2020, recording five receptions for 50 yards (10.0 avg.)...Posted a season-best three receptions for 42 yards (14.0 avg.) vs. Ball State (Dec. 5)...Played in three games in 2019, catching one pass for 7 yards (7.0 avg.) in the season opener vs. Albany (Aug. 29)...Also appeared in the MAC title game vs. Miami (Ohio) (Dec. 7) and in the New Mexico Bowl vs. San Diego State (Dec. 21)...Played in four games as a true freshman in 2018, recording one catch for 5 yards (5.0 avg.)...Posted his first collegiate reception for 5 yards in the first quarter at Akron (Oct. 27)...

Earned his degree in sport management...Attended Petoskey (Mich.) High School, where he played both quarterback and linebacker...Posted over 2,000 passing yards in his high school career...Accounted for 18 TDs as a senior in 2017, throwing 11 TD passes and rushing for seven scores...Also rushed for 450 yards his senior season...Earned Division 3-4 all-state honorable mention from *The Associated Press* at QB in 2017... Also played baseball and basketball all four years...Given name Joel Robert Wilson; born in Petoskey, Mich.



46

CHRISTIAN YOUNG
LB, 6-1, 221, 7/18/00
First Year, Arizona

Re-signed by the Packers on Jan. 16, 2024...Spent Weeks 5-11 of the 2023 season on Green Bay's practice squad after being signed on Oct. 3...Was released by Green Bay on Nov. 20...Spent Week 18 of the 2023 season on the Seattle Seahawks' practice squad after signing with the team on Jan. 1...Was originally signed by the Seahawks as an undrafted free agent on May 12, 2023, and was released on Aug. 29...Played in 48 games with 32 starts in five seasons at Arizona (2018-22), finishing his collegiate career with 182 tackles (102 solo), nine tackles for a loss, a shared sack, 11 passes defended, two forced fumbles and three fumble recoveries...Played in the secondary, mainly as a safety, throughout his college career...Started all 12 games in 2022, recording 76 tackles (47 solo), 6½ tackles for a loss, a shared sack, two passes defended and a forced fumble...Posted seven tackles (four solo) and a tackle for a loss in the season opener at San Diego State (Sept. 3)...Logged six tackles (three solo), 1½ tackles for a loss, his first career sack (shared) and a pass defended vs. Colorado (Oct. 1)...Recorded a season-best nine tackles (four solo) vs. Oregon (Oct. 8)...Matched his season high and was No. 2 on the team with nine tackles (six solo) and a tackle for a loss in an upset win over No. 9 UCLA (Nov. 12)...

Started all 12 games in 2021, recording 67 tackles (28 solo), two tackles for a loss and four passes defended...Began the season with four tackles (one solo) and a pass defended vs. BYU (Sept. 4)...Posted seven tackles (three solo) and a tackle for a loss vs. Northern Arizona (Sept. 18)...Tied his career best with two passes defended at Oregon (Sept. 25) and added six tackles (two solo)...Logged seven tackles in back-to-back games vs. UCLA (Oct. 9) and at Colorado (Oct. 16)...Led the team with a career-high 15 tackles (six solo) and a tackle for a loss at USC (Oct. 30)...Appeared in one game in 2020, but missed the remainder of the season with an injury...Saw action vs. USC (Nov. 14)...Played in all 12 games with six starts in 2019, recording 25 tackles (19 solo), three passes defended, two forced fumbles and a fumble recovery...Posted a season-high six tackles (all solo) and a career-high two forced fumbles in the season opener at Hawai'i (Aug. 24), including one he recovered...Tallied a pass defended in three straight contests vs. Northern Arizona (Sept. 7), vs. Texas Tech (Sept. 14) and vs. UCLA (Sept. 28)...Also logged five tackles (three solo) vs. UCLA...Posted four tackles (all solo) at Colorado (Oct. 5)...Played in 11 games with two starts as a true freshman in 2018, recording 14 tackles (eight solo), a shared tackle for a loss, two passes defended and a fumble recovery...Appeared in his first collegiate game at Houston (Sept. 8), logging three tackles (all assisted) and a shared tackle for a loss...Posted a season-high five tackles (two solo) in his first career start at UCLA (Oct. 20)...Made his second start of the season vs. Oregon (Oct. 27), logging two tackles (both solo) and recovering a fumble that led to a field goal on Arizona's ensuing offensive drive...Recorded his first career passes defended, breaking up two passes vs. Arizona State (Nov. 24)...Participated in a community food drive with the football program while at Arizona...Earned his degree in communications...Attended Foster High School in Richmond, Texas, where he was a two-time all-conference, all-city, all-district and all-region selection...Was voted team captain and team MVP as a senior...Finished his high school career with 152 tackles, eight interceptions, 18 passes defended, four tackles for a loss and three forced fumbles... Also participated in track and field for three years...His father, Fred, played basketball at Houston Baptist...Has a son, Crue... Given name Christian Lenard Young; born in Houston, Texas.

OTHER FREE AGENTS/
FIRST-YEAR PLAYERS

COMMUNITY

ADMIN. &
COACHES

VETERANS

DFA/
FIRST-YEAR
PLAYERS

2023
REVIEW

RECORDS &
HISTORY

LAMBEAU
FIELD

MISC.

THE LAMBEAU LEAP

Defensive back LeRoy Butler's spontaneous gesture after scoring a 1993 touchdown has turned into the team's most prominent modern tradition, emulated by many other NFL players. It also symbolizes the team's unique relationship with its fans. No doubt, the initial Lambeau Leap will go down as one of the most memorable moments of Butler's 12-year career.

Butler's leap took place late in a frigid game vs. the Los Angeles Raiders on Dec. 26, 1993, at Lambeau Field. The touchdown gave the Packers a commanding fourth-quarter lead, en route to a 28-0 shutout that clinched a playoff berth, their first of six consecutive postseason trips.

Chronology of the play:

- QB Vince Evans completes second-down swing pass to RB Randy Jordan, who takes ball to Raiders' 40-yard line.
- Butler forces fumble, recovered by Reggie White at Raiders' 35.
- White returns ball 10 yards before lateraling to Butler, who covers the remaining 25 yards into the end zone and leaps into arms of fans in south bleachers.



QUARTERBACK (3)

Sean Clifford
Jordan Love
Michael Pratt

RUNNING BACK (7)

AJ Dillon
Jarveon Howard
Josh Jacobs
MarShawn Lloyd
Ellis Merriweather
Henry Pearson (FB)
Emanuel Wilson

WIDE RECEIVER (11)

Romeo Doubs
Grant DuBose
Malik Heath
Julian Hicks
Alex McGough
Bo Melton
Jayden Reed
Dimitri Stanley
Samori Toure
Christian Watson
Dontayvion Wicks

TIGHT END (6)

Tyler Davis
Tucker Kraft
Luke Musgrave
Ben Sims
Messiah Swinson
Joel Wilson

OFFENSIVE LINE (15)

Andre Dillard
Travis Glover
Elgton Jenkins
Donovan Jennings
Caleb Jones
Jacob Monk
Jordan Morgan
Josh Myers
Royce Newman
Sean Rhyan
Lecitus Smith
Kadeem Telfort
Luke Tenuta
Zach Tom
Rasheed Walker

DEFENSIVE LINE (17)

Deslin Alexandre
Keshawn Banks
Karl Brooks
Kenny Clark
Brenton Cox Jr.
Kingsley Enagbare
James Ester
Jonathan Ford
Rashan Gary
Arron Mosby
Kenneth Odumegwu
T.J. Slaton
Preston Smith
Lukas Van Ness
Spencer Waege
Colby Wooden
Devonte Wyatt

LINEBACKER (8)

Edgerrin Cooper
Ralen Goforth
Ty'Ron Hopper
Isaiah McDuffie
Quay Walker
Kristian Welch
Eric Wilson
Christian Young

CORNERBACK (9)

Jaire Alexander
Corey Ballentine
Zyon Gilbert
Gemon Green
Kalen King
Keisean Nixon
Robert Rochell
Eric Stokes
Carrington Valentine

SAFETY (8)

Zayne Anderson
Javon Bullard
Tyler Coyle
Anthony Johnson Jr.
Xavier McKinney
Kitan Oladapo
Benny Sapp III
Evan Williams

SPECIALIST (6)

Peter Bowden
Anders Carlsson
Greg Joseph
Matt Orzech
Jack Podlesny
Daniel Whelan

Rookies are underlined ##**PRONUNCIATION GUIDE****PLAYERS**

Jaire Alexander ji-air
Corey Ballentine BAL-en-tine
Keshawn Banks KEY-shawn
Peter Bowden BAO-den
Anders Carlsson ON-ders
Romeo Doubs DOBBS
Kingsley Enagbare ee-nag-BAR-ee
Zyon Gilbert zy-in
Gemon Green juh-MON
Jarveon Howard jar-vee-on
Elgton Jenkins EL-ton
Alex McGough ma-GOO
Keisean Nixon KEY-shawn
Kenneth Odumegwu oh-doo-MAY-goo
Kitan Oladapo kuh-TAWN oh-luh-DAPP-oh
Matt Orzech OR-zick
Jack Podlesny pod-LEZ-knee
Robert Rochell roh-SHELL
Lecitus Smith luh-SEET-us
Luke Tenuta tuh-NOO-tuh

Samori Toure suh-MORE-ee too-ray
Carrington Valentine CAIR-ing-ton
Spencer Waege WAY-jee
Daniel Whelan WEE-lan
Dontayvion Wicks don-TAY-vee-in

COACHES

Rich Bisaccia bis-SOTCH-ee-uh
Anthony Campanile camp-uh-nell-ee
Tom Clements KLEMM-ints
Wendel Davis WEN-del
Ryan Downard DOWN-erd
Sean Duggan DUG-an
Rob Grosso GROW-so
Matt LaFleur la-flew-er
Ryan Mahaffey muh-HAFF-ee
Vince Oghobaase oh-guh-BAH-see
Jason Rebrovich reb-row-vitch
Adam Stenavich STEN-uh-vitch

NFL

No.	Name	Pos	Ht	Wt	Birthdate	Exp	College	High School Hometown
23	Alexander, Jaire	CB	5-10	196	02-09-97	7	Louisville	Mint Hill, N.C.
49d	Alexandre, Deslin	DL	6-3	264	06-11-98	1	Pittsburgh	Deerfield Beach, Fla.
39	Anderson, Zayne	S	6-2	206	01-03-97	2	Brigham Young	Stansbury Park, Utah
26	Ballentine, Corey	CB	5-11	196	04-13-96	6	Washburn	Tecumseh, Kan.
51	Banks, Keshawn	DL	6-3	251	12-21-99	1	San Diego State	Rio Rancho, N.M.
49s	Bowden, Peter	LS	6-2	239	01-24-01	R	Wisconsin	San Diego, Calif.
94	Brooks, Karl	DL	6-3	296	05-08-00	2	Bowling Green	Lansing, Mich.
20	Bullard, Javon	S	5-10	198	09-05-02	R	Georgia	Milledgeville, Ga.
17s	Carlson, Anders	K	6-5	219	06-16-98	2	Auburn	Colorado Springs, Colo.
97	Clark, Kenny	DL	6-3	314	10-04-95	9	UCLA	Rialto, Calif.
6	Clifford, Sean	QB	6-2	218	07-14-98	2	Penn State	Cincinnati, Ohio
56	Cooper, Edgerrin	LB	6-2	229	11-17-01	R	Texas A&M	Covington, La.
57	Cox Jr., Brenton	DL	6-4	250	01-30-00	2	Florida	Stockbridge, Ga.
24	Coyle, Tyler	S	6-1	209	11-15-98	1	Purdue	Windsor, Conn.
84	Davis, Tyler	TE	6-4	252	04-02-97	5	Georgia Tech	Bellmore, N.Y.
73	Dillard, Andre	T	6-5	315	10-03-95	6	Washington State	Woodinville, Wash.
28	Dillon, AJ	RB	6-0	247	05-02-98	5	Boston College	Groton, Mass.
87	Doubs, Romeo	WR	6-2	204	04-13-00	3	Nevada	Los Angeles, Calif.
86	DuBose, Grant	WR	6-2	201	06-20-01	1	Charlotte	Montgomery, Ala.
55	Enagbare, Kingsley	DL	6-4	258	01-18-00	3	South Carolina	Atlanta, Ga.
65	Ester, James	DL	6-3	289	08-30-01	R	Northern Illinois	Detroit, Mich.
99	Ford, Jonathan	DL	6-5	338	09-29-98	2	Miami (Fla.)	Fort Lauderdale, Fla.
52	Gary, Rashaan	DL	6-5	277	12-03-97	6	Michigan	Paramus, N.J.
30	Gilbert, Zion	CB	6-0	193	02-04-99	1	Florida Atlantic	Montgomery, Ala.
79	Glover, Travis	T	6-6	317	08-17-00	R	Georgia State	Vienna, Ga.
44d	Goforth, Ralen	LB	6-1	227	11-02-00	R	Washington	Bellflower, Calif.
41	Green, Gemon	CB	6-1	183	10-20-99	1	Michigan	DeSoto, Texas
18	Heath, Malik	WR	6-2	213	03-31-00	2	Mississippi	Jackson, Miss.
81	Hicks, Julian	WR	6-2	201	09-29-99	R	Albany	Mayfield, Ohio
59	Hopper, Ty'Ron	LB	6-2	228	04-26-01	R	Missouri	Roswell, Ga.
35	Howard, Jarveon	RB	5-10	215	11-13-99	R	Alcorn State	Columbia, Miss.
8	Jacobs, Josh	RB	5-10	223	02-11-98	6	Alabama	Tulsa, Okla.
74	Jenkins, Elgotn	G/T	6-5	311	12-26-95	6	Mississippi State	Clarksdale, Miss.
67	Jennings, Donovan	G/T	6-4	323	11-24-99	R	South Florida	Tampa, Fla.
36	Johnson Jr., Anthony	S	6-0	205	12-02-99	2	Iowa State	St. Petersburg, Fla.
72	Jones, Caleb	T	6-9	370	02-10-99	3	Indiana	Indianapolis, Ind.
2s	Joseph, Greg	K	6-0	206	08-04-94	5	Florida Atlantic	Boca Raton, Fla.
34	King, Kalen	CB	5-11	190	01-28-03	R	Penn State	Detroit, Mich.
85	Kraft, Tucker	TE	6-5	259	11-03-00	2	South Dakota State	Timber Lake, S.D.
32	Lloyd, MarShawn	RB	5-9	220	01-05-01	R	Southern California	Hyattsville, Md.
10	Love, Jordan	QB	6-4	219	11-02-98	5	Utah State	Bakersfield, Calif.
58	McDuffie, Isaiah	LB	6-1	227	07-21-99	4	Boston College	Buffalo, N.Y.
2o	McGough, Alex	WR	6-3	214	11-19-95	1	Florida International	Tampa, Fla.
29	McKinney, Xavier	S	6-0	201	08-09-99	5	Alabama	Roswell, Ga.
80	Melton, Bo	WR	5-11	189	05-18-99	1	Rutgers	Egg Harbor City, N.J.
38	Merriweather, Ellis	RB	6-1	220	04-07-99	1	Massachusetts	Alpharetta, Ga.
62	Monk, Jacob	C/G	6-3	308	06-04-01	R	Duke	Wendell, N.C.
77	Morgan, Jordan	T/G	6-5	311	08-04-01	R	Arizona	Tucson, Ariz.
53	Mosby, Arron	DL	6-3	250	04-13-99	2	Fresno State	Sanger, Calif.
88	Musgrave, Luke	TE	6-6	253	09-02-00	2	Oregon State	Bend, Ore.
71	Myers, Josh	C/G	6-5	310	07-16-98	4	Ohio State	Miamisburg, Ohio
70	Newman, Royce	G/T	6-5	310	08-17-97	4	Mississippi	Nashville, Ill.
25	Nixon, Keisean	CB	5-10	200	06-22-97	6	South Carolina	Los Angeles, Calif.
98	Odumegwu, Kenneth	DL	6-6	259	11-29-00	1	National Open Univ. (Nigeria)	Lagos, Nigeria
27	Oladapo, Kitan	S	6-2	216	10-10-00	R	Oregon State	Portland, Ore.
42	Orzech, Matt	LS	6-3	245	04-12-95	5	Azusa Pacific	Menifee, Calif.
44o	Pearson, Henry	FB	6-2	249	11-23-99	1	Appalachian State	Paramus, N.J.
16	Podlesny, Jack	K	6-0	195	03-16-00	1	Georgia	Brunswick, Ga.
17o	Pratt, Michael	QB	6-2	217	09-30-01	R	Tulane	Deerfield Beach, Fla.
11	Reed, Jayden	WR	5-11	187	04-28-00	2	Michigan State	Naperville, Ill.
75	Rhyan, Sean	G	6-5	321	09-15-00	3	UCLA	San Juan Capistrano, Calif.
22	Rochell, Robert	CB	6-0	193	04-26-98	4	Central Arkansas	Shreveport, La.
48	Sapp III, Benny	S	5-11	200	06-27-00	1	Northern Iowa	Eden Prairie, Minn.
89	Sims, Ben	TE	6-5	250	05-16-00	2	Baylor	San Antonio, Texas

NFL

No.	Name	Pos	Ht	Wt	Birthdate	Exp	College	High School Hometown
93	Slaton, T.J.	DL	6-4	330	10-03-97	4	Florida	Plantation, Fla.
61	Smith, Lecitus	G/C	6-3	314	07-13-98	2	Virginia Tech	Fitzgerald, Ga.
91	Smith, Preston	DL	6-5	265	11-17-92	10	Mississippi State	Stone Mountain, Ga.
190	Stanley, Dimitri	WR	6-0	200	10-23-99	R	Iowa State	Greenwood Village, Colo.
21	Stokes, Eric	CB	6-1	194	03-01-99	4	Georgia	Covington, Ga.
43	Swinson, Messiah	TE	6-7	259	04-20-00	R	Arizona State	Brookville, N.Y.
76	Telfort, Kadeem	T	6-7	322	11-10-98	1	UAB	Miami, Fla.
78	Tenuta, Luke	T	6-8	314	09-01-99	3	Virginia Tech	Crozet, Va.
50	Tom, Zach	OL	6-4	304	03-26-99	3	Wake Forest	Baton Rouge, La.
83	Toure, Samori	WR	6-1	191	03-24-98	3	Nebraska	Portland, Ore.
37	Valentine, Carrington	CB	6-0	189	09-09-01	2	Kentucky	Cincinnati, Ohio
90	Van Ness, Lukas	DL	6-5	272	07-06-01	2	Iowa	Barrington, Ill.
64	Waage, Spencer	DL	6-5	295	05-06-99	1	North Dakota State	Watertown, S.D.
7	Walker, Quay	LB	6-4	241	05-08-00	3	Georgia	Cordele, Ga.
63	Walker, Rasheed	T	6-6	324	02-13-00	3	Penn State	Waldorf, Md.
9	Watson, Christian	WR	6-4	208	05-12-99	3	North Dakota State	Tampa, Fla.
54	Welch, Kristian	LB	6-3	240	05-24-98	5	Iowa	Iola, Wis.
19s	Whelan, Daniel	P	6-5	216	02-10-99	2	UC Davis	Rancho Mirage, Calif.
13	Wicks, Dontayvion	WR	6-1	206	06-16-01	2	Virginia	Plaquemine, La.
33	Williams, Evan	S	5-11	200	07-28-01	R	Oregon	Mountain View, Calif.
31	Wilson, Emanuel	RB	5-10	226	05-08-99	2	Fort Valley State	Huntersville, N.C.
45	Wilson, Eric	LB	6-1	230	09-26-94	8	Cincinnati	Redford, Mich.
82	Wilson, Joel	TE	6-4	242	06-21-00	1	Central Michigan	Petoskey, Mich.
96	Wooden, Colby	DL	6-4	273	12-21-00	2	Auburn	Lawrenceville, Ga.
95	Wyatt, Devonte	DL	6-3	304	03-31-98	3	Georgia	Decatur, Ga.
46	Young, Christian	LB	6-1	221	07-18-00	1	Arizona	Richmond, Texas

The term **NFL Rookie** is defined as a player who is in his first season of professional football and has not been on the roster of another professional football team for any regular-season or postseason games. A **Rookie** is designated by an "R" on NFL rosters. Players who have been active in another professional football league or players who have NFL experience, including either preseason training camp or being on an Active List or Inactive List, or on Reserve/Injured or Reserve/Physically Unable to Perform for fewer than six regular-season games, are termed **NFL First-Year Players**. An **NFL First-Year Player** is designated by a "1" on NFL rosters. Thereafter, a player is credited with an additional year of experience for each season in which he accumulates six games on the Active List or Inactive List, or on Reserve/Injured or Reserve/Physically Unable to Perform.

2024 NUMERICAL ROSTER

2o	Alex McGough, WR	FA-23	35	Jarveon Howard, RB	FA-24	67	Donovan Jennings, G/T	FA-24
2s	Greg Joseph, K	UFA (Min.)-24	36	Anthony Johnson Jr., S	D7c-23	70	Royce Newman, G/T	D4-21
6	Sean Clifford, QB	D5a-23	37	Carrington Valentine, CB	D7a-23	71	Josh Myers, C/G	D2-21
7	Quay Walker, LB	D1a-22	38	Ellis Merriweather, RB	FA-23	72	Caleb Jones, T	FA-22
8	Josh Jacobs, RB	UFA-(LV)-24	39	Zayne Anderson, S	W-23 (Buf.)	73	Andre Dillard, T	FA-24
9	Christian Watson, WR	D2-22	41	Gemon Green, CB	FA-24	74	Elton Jenkins, G/T	D2-19
10	Jordan Love, QB	D1-20	42	Matt Orzech, LS	UFA (LAR)-23	75	Sean Rhyhan, G	D3-22
11	Jayden Reed, WR	D2b-23	43	Messiah Swinson, TE	FA-24	76	Kadeem Telfort, T	FA-23
13	Dontayvion Wicks, WR	D5b-23	44o	Henry Pearson, FB	FA-23	77	Jordan Morgan, T/G	D1-24
16	Jack Podlesny, K	FA-24	44d	Ralen Goforth, LB	FA-24	78	Luke Tenuta, T	W-22 (Ind.)
17s	Anders Carlson, K	D6b-23	45	Eric Wilson, LB	FA-22 (PS-NO)	79	Travis Glover, T	D6-24
17o	Michael Pratt, QB	D7a-24	46	Christian Young, LB	FA-23	80	Bo Melton, WR	FA-22 (PS-Sea.)
18	Malik Heath, WR	FA-23	48	Benny Sapp III, S	FA-23	81	Julian Hicks, WR	FA-24
19s	Daniel Whelan, P	FA-23	49d	Deslin Alexandre, DL	FA-24	82	Joel Wilson, TE	FA-23
19o	Dimitri Stanley, WR	FA-24	49s	Peter Bowden, LS	FA-24	83	Samori Toure, WR	D7d-22
20	Javon Bullard, S	D2b-24	50	Zach Tom, OL	D4b-22	84	Tyler Davis, TE	FA-21 (PS-Ind.)
21	Eric Stokes, CB	D1-21	51	Keshawn Banks, DL	FA-23	85	Tucker Kraft, TE	D3-23
22	Robert Rochell, CB	FA-23 (PS-Car.)	52	Rashan Gary, DL	D1a-19	86	Grant DuBose, WR	D7d-23
23	Jaire Alexander, CB	D1-18	53	Arron Mosby, DL	W-23 (Car.)	87	Romeo Doubs, WR	D4a-22
24	Tyler Coyle, S	FA-24	54	Kristian Welch, LB	FA-23	88	Luke Musgrave, TE	D2a-23
25	Keisean Nixon, CB	FA-22	55	Kingsley Engagbare, DL	D5-22	89	Ben Sims, TE	W-23 (Min.)
26	Corey Ballentine, CB	FA-22	56	Edgerrin Cooper, LB	D2a-24	90	Lukas Van Ness, DL	D1-23
27	Kitan Oladapo, S	D5b-24	57	Brenton Cox Jr., DL	FA-23	91	Preston Smith, DL	UFA (Was.)-19
28	AJ Dillon, RB	D2-20	58	Isaiah McDuffie, LB	D6b-21	93	T.J. Slaton, DL	D5a-21
29	Xavier McKinney, S	UFA (NYG)-24	59	Ty'Ron Hopper, LB	D3b-24	94	Karl Brooks, DL	D6a-23
30	Zyon Gilbert, CB	FA-23	61	Lecitus Smith, G/C	FA-24	95	Devonte Wyatt, DL	D1b-22
31	Emanuel Wilson, RB	FA-23	62	Jacob Monk, C/G	D5a-24	96	Colby Wooden, DL	D4-23
32	MarShawn Lloyd, RB	D3a-24	63	Rasheed Walker, T	D7c-22	97	Kenny Clark, DL	D1-16
33	Evan Williams, S	D4-24	64	Spencer Waage, DL	W-24 (SF)	98	Kenneth Odumegwu, DL	FA-23
34	Kalen King, CB	D7b-24	65	James Ester, DL	FA-24	99	Jonathan Ford, DL	D7b-22

Year	Record	Draft (44)	Waivers (5)	Free Agents (41)
2016	10-6	DL Kenny Clark D1		
2018	6-9-1	CB Jaire Alexander D1		
2019	13-3	DL Rashan Gary D1a G/T Elgton Jenkins D2		DL Preston Smith (UFA-Was.)
2020	13-3	QB Jordan Love D1 RB AJ Dillon D2		
2021	13-4	CB Eric Stokes D1 C/G Josh Myers D2 G/T Royce Newman D4 DL T.J. Slaton D5a LB Isaiah McDuffie D6b		TE Tyler Davis (PS-Ind.)
2022	8-9	LB Quay Walker D1a DL Devonte Wyatt D1b WR Christian Watson D2 G Sean Rhyan D3 WR Romeo Doubs D4a OL Zach Tom D4b DL Kingsley Enagbare D5 DL Jonathan Ford D7b T Rasheed Walker D7c WR Samori Toure D7d	T Luke Tenuta (Ind.)	CB Corey Ballentine T Caleb Jones WR Bo Melton (PS-Sea.) CB Keisean Nixon LB Eric Wilson (PS-NO)
2023	9-8	DL Lukas Van Ness D1 TE Luke Musgrave D2a WR Jayden Reed D2b TE Tucker Kraft D3 DL Colby Wooden D4 QB Sean Clifford D5a WR Dontayvion Wicks D5b DL Karl Brooks D6a K Anders Carlson D6b CB Carrington Valentine D7a S Anthony Johnson Jr. D7c WR Grant DuBose D7d	S Zayne Anderson (Buf.) DL Arron Mosby (Car.) TE Ben Sims (Min.)	DL Keshawn Banks DL Brenton Cox Jr. CB Zyon Gilbert WR Malik Heath WR Alex McGough RB Ellis Merriweather DL Kenneth Odumegwu LS Matt Orzech (UFA-LAR) FB Henry Pearson CB Robert Rochell (PS-Car.) S Benny Sapp III T Kadeem Telfort LB Kristian Welch P Daniel Whelan TE Joel Wilson RB Emanuel Wilson LB Christian Young
2024		T/G Jordan Morgan D1 LB Edgerrin Cooper D2a S Javon Bullard D2b RB MarShawn Lloyd D3a LB Ty'Ron Hopper D3b S Evan Williams D4 C/G Jacob Monk D5a S Kitan Oladapo D5b T Travis Glover D6 QB Michael Pratt D7a CB Kalen King D7b	DL Spencer Waege (SF)	DL Deslin Alexandre LS Peter Bowden S Tyler Coyle T Andre Dillard DL James Ester LB Ralen Goforth CB Gemon Green WR Julian Hicks RB Jarveon Howard RB Josh Jacobs (UFA-LV) G/T Donovan Jennings K Greg Joseph (UFA-Min.) S Xavier McKinney (UFA-NYG) K Jack Podlesny G/C Lecitus Smith WR Dimitri Stanley TE Messiah Swinson



»» 2023 REVIEW

GO
GO PACK GO
GO

2023 RESULTS

9-8 Record

PRESEASON GAMES

Date	Opponent	GB	Opp	Attend.	Temp.
Fri., Aug. 11	at Cincinnati Bengals	36	19	64,243	83
Sat., Aug. 19	NEW ENGLAND PATRIOTS	17	21	71,650	81
Sat., Aug. 26	SEATTLE SEAHAWKS	19	15	72,105	65

REGULAR-SEASON GAMES

Date	Opponent	GB	Opp	Attend.	Temp.
Sun., Sept. 10	at Chicago Bears (W)	38	20	62,456	75
Sun., Sept. 17	at Atlanta Falcons (L)	24	25	69,251	(Indoors)
Sun., Sept. 24	NEW ORLEANS SAINTS (W)	18	17	78,043	68
Thu., Sept. 28	DETROIT LIONS (L)	20	34	78,052	64
Mon., Oct. 9	at Las Vegas Raiders (L)	13	17	62,572	(Indoors)
Sun., Oct. 15	OPEN DATE				
Sun., Oct. 22	at Denver Broncos (L)	17	19	76,880	72
Sun., Oct. 29	MINNESOTA VIKINGS (L)	10	24	78,113	39
Sun., Nov. 5	LOS ANGELES RAMS (W)	20	3	77,409	51
Sun., Nov. 12	at Pittsburgh Steelers (L)	19	23	67,617	50
Sun., Nov. 19	LOS ANGELES CHARGERS (W)	23	20	77,432	45
Thu., Nov. 23	at Detroit Lions (W)	29	22	66,476	(Indoors)
Sun., Dec. 3	KANSAS CITY CHIEFS (W)	27	19	78,124	31
Mon., Dec. 11	at New York Giants (L)	22	24	76,637	39
Sun., Dec. 17	TAMPA BAY BUCCANEERS (L)	20	34	77,275	42
Sun., Dec. 24	at Carolina Panthers (W)	33	30	70,875	67
Sun., Dec. 31	at Minnesota Vikings (W)	33	10	67,003	(Indoors)
Sun., Jan. 7	CHICAGO BEARS (W)	17	9	78,188	34

POSTSEASON GAMES

Date	Opponent	GB	Opp	Attend.	Temp.
Sun., Jan. 14	at Dallas Cowboys (W)	48	32	93,799	(Indoors)
Sat., Jan. 20	at San Francisco 49ers (L)	21	24	71,824	59

ATTENDANCE SUMMARY, 2023

Total Preseason Attendance:

207,998 (two home: 143,755; one away: 64,243)

Total Regular-Season Attendance:

1,242,403 (73,083 avg.)

Eight Home Games:

622,636 (77,830 avg.)

Nine Away Games:

619,767 (68,863 avg.)

Total Postseason Attendance:

165,623 (82,812 avg.)

2023 OPENING-DAY ROSTER, 9/10/23 AT CHICAGO BEARS

23 ALEXANDER, Jaire.....	CB	70 NEWMAN, Royce.....	G/T	Practice Squad	
39 ANDERSON, Zayne.....	S	73 NIJMAN, Yosh.....	T	49 ALLEN, Austin.....	TE
69 BAKHTIARI, David.....	T	25 NIJMAN, Keisean.....	CB	35 BALLENTINE, Corey.....	CB
94 *BROOKS, Karl.....	DL	42 ORZECZ, Matt.....	LS	51 *BANKS, Keshawn.....	LB
59 CAMPBELL, De'Vondre.....	LB	34 OWENS, Jonathan.....	S	86 *DuBOISE, Grant.....	WR
17 *CARLSON, Anders.....	K	11 *REED, Jayden.....	WR	99 FORD, Jonathan.....	DL
97 CLARK, Kenny.....	DL	75 RHYAN, Sean.....	G	38 GAINES, Innis.....	DL
8 *CLIFFORD, Sean.....	QB	76 RUIYAN, Jon.....	S	2 McGOUGH, Alex.....	QB
57 *COX JR., Brenton.....	LB	26 SAVAGE, Darnell.....	G	80 MELTON, Bo.....	WR
81 DEGUARA, Josiah.....	TE	89 *SIMS, Ben.....	TE	53 MOSBY, Arron.....	LB
28 DILLON, AJ.....	RB	93 SLATON, T.J.....	DL	56 *ODUMEGWU, Kenneth.....	LB
87 DOUBLS, Romeo.....	WR	91 SMITH, Preston.....	LB	44 *PEARSON, Henry.....	FB
29 DOUGLAS, Rasul.....	CB	50 TOM, Zach.....	OL	48 *SAPP III, Benny.....	S
55 ENAGBARE, Kingsley.....	LB	83 TOURE, Samori.....	WR	98 SLAYTON, Chris.....	DL
20 FORD, Rudy.....	S	37 *VALENTINE, Carrington.....	CB	27 TAYLOR, Patrick.....	RB
52 GARY, Rashan.....	LB	90 *VAN NESS, Lukas.....	LB	77 *TELFORT, Kadeem.....	T
18 *HEATH, Malik.....	WR	7 WALKER, Quay.....	LB	43 THOMAS, Kiondre.....	CB
47 HOLLINS, Justin.....	LB	63 WALKER, Rasheed.....	T	54 WELCH, Kristian.....	LB
74 JENKINS, Elgton.....	G/T	9 WATSON, Christian.....	WR		
36 *JOHNSON JR., Anthony.....	S	19 WHELAN, Daniel.....	P	Reserve/Physically Unable to Perform	
33 JONES, Aaron.....	RB	13 *WICKS, Dontayvion.....	WR	21 STOKES, Eric.....	CB
72 JONES, Caleb.....	T	31 *WILSON, Emanuel.....	RB		
85 *KRAFT, Tucker.....	TE	45 WILSON, Eric.....	LB	Injured Reserve	
6 LEAVITT, Dallin.....	S	96 *WOODEN, Colby.....	DL	84 DAVIS, Tyler.....	TE
10 LOVE, Jordan.....	QB	95 WYATT, Devonte.....	DL	78 TENUTA, Luke.....	T
58 McDUFFIE, Isaiah.....	LB				
88 *MUSGRAVE, Luke.....	TE				
71 MYERS, Josh.....	C/G				

*—rookie

2023 REGULAR-SEASON STATISTICS

TEAM STATISTICS	GB	OPP
TOTAL FIRST DOWNS	338	340
Rushing	101	120
Passing	211	189
Penalty	26	31
3rd Down: Made/Att	105/223	92/224
3rd Down Pct.	47.1%	41.1%
4th Down: Made/Att	12/24	14/30
4th Down Pct.	50.0%	46.7%
POSSESSION AVG.	29:43	30:17
TOTAL NET YARDS	5873	5696
Avg. Per Game	345.5	335.1
Total Plays	1052	1061
Avg. Per Play	5.6	5.4
NET YARDS RUSHING	1905	2181
Avg. Per Game	112.1	128.3
Total Rushes	441	493
NET YARDS PASSING	3968	3515
Avg. Per Game	233.4	206.8
Sacked/Yards Lost	30/242	45/288
Gross Yards	4210	3803
Attempts/Completions	581/374	523/342
Completion Pct.	64.4%	65.4%
HAD INTERCEPTED	11	7
PUNTS/AVERAGE	57/46.2	56/46.3
Net Punting Avg.	39.7	42.2
PENALTIES/YARDS	105/856	95/907
FUMBLES/BALL LOST	23/7	15/11
TOUCHDOWNS	44	37
Rushing	10	15
Passing	32	21
Returns	2	1

SCORE BY PERIODS	1	2	3	4	OT	PTS
PACKERS	78	91	115	99	0	383
OPPONENTS	65	104	86	95	0	350

SCORING	ID	Ru	Pa	Rt	PAT	FG	S	PTS
*A. Carlson	0	0	0	0	34/39	27/33	0	115
*J. Reed	10	2	8	0	0/0	0/0	0	62
R. Doubs	8	0	8	0	0/0	0/0	0	48
C. Watson	5	0	5	0	0/0	0/0	0	30
J. Love	4	4	0	0	0/0	0/0	0	24
*D. Wicks	4	0	4	0	0/0	0/0	0	24
A. Jones	3	2	1	0	0/0	0/0	0	18
A. Dillon	2	2	0	0	0/0	0/0	0	12
*T. Kraft	2	0	2	0	0/0	0/0	0	12
*M. Heath	1	0	1	0	0/0	0/0	0	6
B. Melton	1	0	1	0	0/0	0/0	0	6
*L. Musgrave	1	0	1	0	0/0	0/0	0	6
J. Owens	1	0	0	1	0/0	0/0	0	6
*B. Sims	1	0	1	0	0/0	0/0	0	6
Q. Walker	1	0	0	1	0/0	0/0	0	6
S. Toure	0	0	0	0	0/0	0/0	0	2
PACKERS	44	10	32	2	34/39	27/33	0	383
OPPONENTS	37	15	21	1	27/31	31/38	0	350

2-Pt Conversions: Reed, Toure, Packers 2-5, Opponents 4-6

FIELD GOALS	1-19	20-29	30-39	40-49	50+
*A. Carlson	0/0	6/6	14/14	4/8	3/5
PACKERS	0/0	6/6	14/14	4/8	3/5
OPPONENTS	1/1	9/9	13/13	4/9	5/7

*Carlson: (52G,33G)(38G)(34G,50G)(37G,22G)(43N,29G)(30G)(48N,26G,34G)
 (31G,28G)(52N,28G)(43G,63N)(40G,48G)(36G,32G,45N,48G)(36G,33G)
 (53G,32G)(34G,37G)(41N,25G)
 Opponents: (47G,29G)(24G,33G,39G,25G)(25G,46N)(33G,37G)(26G,53B,52N)
 (32G,29G,35G,52G)(42N,25G,44B)(52G,49N)(42G,49G,35G)(25G,26G)(
 (34G,34G)(48N,37G)(39G,46G)(52G)(54G)(50G,39G,35G)

RUSHING	No	Yds	Avg	Long	TD
A. Jones	142	656	4.6	39	2
A. Dillon	178	613	3.4	40	2
J. Love	50	247	4.9	37	4
P. Taylor	32	141	4.4	24	0
*J. Reed	11	119	10.8	32t	2
*Em. Wilson	14	85	6.1	31	0
B. Melton	3	21	7.0	12	0
K. Nixon	1	11	11.0	11	0
C. Watson	4	11	2.8	13	0
J. Robinson	1	2	2.0	2	0
*D. Wicks	1	1	1.0	1	0
K. Drake	1	0	0.0	0	0
*S. Clifford	3	-2	-0.7	0	0
PACKERS	441	1905	4.3	40	10
OPPONENTS	493	2181	4.4	40	15

RECEIVING	No	Yds	Avg	Long	TD
*J. Reed	64	793	12.4	59	8
R. Doubs	59	674	11.4	36	8
*D. Wicks	39	581	14.9	35	4
*L. Musgrave	34	352	10.4	37	1
*T. Kraft	31	355	11.5	43	2
A. Jones	30	233	7.8	51	1
C. Watson	28	422	15.1	77	5
A. Dillon	22	223	10.1	35	0
B. Melton	16	218	13.6	37	1
*M. Heath	15	125	8.3	16	1
P. Taylor	11	49	4.5	16	0
S. Toure	8	78	9.8	35	0
J. Deguara	8	65	8.1	19	0
*Em. Wilson	4	23	5.8	9	0
*B. Sims	4	21	5.3	12	1
J. Robinson	1	-2	-2.0	-2	0
PACKERS	374	4210	11.3	77	32
OPPONENTS	342	3803	11.1	52t	21

INTERCEPTIONS	No	Yds	Avg	Long	TD
R. Ford	2	30	15.0	21	0
Q. Walker	1	37	37.0	37t	1
K. Nixon	1	2	2.0	2	0
*A. Johnson Jr.	1	1	1.0	1	0
C. Ballentine	1	0	0.0	0	0
R. Douglas	1	-2	-2.0	-2	0
PACKERS	7	68	9.7	37t	1
OPPONENTS	11	202	18.4	43	0

PUNTING	No	Yds	Avg	Net	TB	In 20	LG	Blk
D. Whelan	57	2634	46.2	39.7	5	18	68	0
PACKERS	57	2634	46.2	39.7	5	18	68	0
OPPONENTS	56	2591	46.3	42.2	2	24	68	0

PUNT RETURNS	Ret	FC	Yds	Avg	Long	TD
K. Nixon	14	1	95	6.8	34	0
*J. Reed	11	14	94	8.5	35	0
S. Toure	1	0	0	0.0	0	0
PACKERS	26	15	189	7.3	35	0
OPPONENTS	23	22	270	11.7	76t	1

KICKOFF RETURNS	No	Yds	Avg	Long	TD
K. Nixon	30	782	26.1	51	0
*M. Heath	1	1	1.0	1	0
PACKERS	31	783	25.3	51	0
OPPONENTS	40	950	23.8	47	0

* — rookie

PASSING	Att	Cmp	Yds	Cmp%	TD	Int	LG	Sck/Lst	Rtng
J. Love	579	372	4159	64.2	32	11	77	30/242	96.1
*S. Clifford	1	1	37	100.0	0	0	37	0/0	118.8
*D. Wicks	1	1	14	100.0	0	0	14	0/0	118.8
PACKERS	581	374	4210	64.4	32	11	77	30/242	96.4
OPPONENTS	523	342	3803	65.4	21	7	52t	45/288	94.7

2023 REGULAR-SEASON DEFENSIVE STATISTICS

Official 2023 regular-season totals, according to league statistics

Player	Total				Sacks/		Int/	Fum	For	Pass
	Tackles	Solo	Asst	TFL	Yards	QBH				
Q.Walker	118	59	59	7	2.5/16.5	5	1/37	0	0	3
I.McDuffie	82	52	30	5	0.5/5.0	3	0/0	0	0	1
K.Nixon	79	58	21	3	0.5/4.0	1	1/2	0	0	6
D.Campbell	75	46	29	3	0.0/0.0	2	0/0	1	0	1
J.Owens	74	51	23	2	1.0/11.0	1	0/0	1	1	3
R.Ford	68	45	23	0	0.0/0.0	0	2/30	0	0	6
D.Savage	50	35	15	1	0.0/0.0	0	0/0	0	0	1
T.Slaton	49	22	27	2	0.0/0.0	2	0/0	0	0	2
P.Smith	48	28	20	4	8.0/44.0	21	0/0	0	2	4
R.Gary	44	23	21	7	9.0/47.5	22	0/0	2	2	2
K.Clark	44	22	22	9	7.5/48.5	16	0/0	0	2	3
C.Valentine	42	32	10	0	0.0/0.0	0	0/0	1	0	9
C.Ballentine	39	27	12	0	0.0/0.0	0	1/0	0	0	7
D.Wyatt	36	18	18	6	5.5/35.5	11	0/0	1	0	0
K.Enagbare	35	25	10	8	2.0/9.0	6	0/0	1	1	1
R.Douglas	32	26	6	2	0.0/0.0	0	1/-2	1	0	6
L.Van Ness	32	24	8	8	4.0/31.0	10	0/0	0	0	1
J.Alexander	27	23	4	1	0.0/0.0	0	0/0	0	1	5
A.Johnson Jr.	23	17	6	0	0.0/0.0	0	1/1	0	0	3
K.Brooks	20	12	8	6	4.0/31.0	5	0/0	2	1	4
Er.Wilson	20	9	11	0	0.0/0.0	1	0/0	0	0	0
C.Wooden	17	10	7	1	0.5/5.0	2	0/0	0	0	0
J.Hollins	9	5	4	0	0.0/0.0	0	0/0	0	0	0
E.Stokes	6	5	1	1	0.0/0.0	0	0/0	0	0	0
I.Gaines	1	1	0	0	0.0/0.0	0	0/0	0	0	0
D.Leavitt	1	1	0	0	0.0/0.0	0	0/0	0	0	0
Totals	1071	676	395	76	45.0/288.0	108	7/68	10	10	68

SPECIAL TEAMS

Player	IT	FR	FF
Er.Wilson	11	0	0
J.Owens	10	0	0
K.Welch	6	0	0
Z.Anderson	4	0	0
C.Ballentine	4	0	0
J.Dequara	4	0	0
I.McDuffie	4	0	0
R.Rochell	4	0	0
R.Ford	3	1	0
I.Gaines	3	0	0
T.Kraft	3	0	0
P.Taylor	3	0	0
K.Enagbare	2	0	0
M.Heath	2	0	0
B.Sapp III	2	0	0
C.Valentine	2	0	0
A.Carlson	1	0	0
A.Johnson Jr.	1	0	0
D.Leavitt	1	0	0
B.Melton	1	0	0
K.Nixon	1	0	0
D.Savage	1	0	0
T.Slaton	1	0	0
Totals	74	1	0

PACKERS IN WEEKLY TEAM RANKINGS, 2023

After Week	Opponent	NFL Offense			NFL Defense		
		Total	Rush	Pass	Total	Rush	Pass
1	@CHI	11	18t	7t	19	25t	16
2	@ATL	26	25	23	27	30	17
3	NO	22	23t	18t	15	27t	10
4	DET	27	30	19	21t	30	11
5	@LV	28	28	21	17	27	9
6	BYE	28	27	21	17	28	9
7	@DEN	26	24	23	16	30	8
8	MIN	25	25	21	21	26	11
9	LAR	24	22	22	11	23	9
10	@PIT	21	21	19	11	27	7
11	LAC	21	21	19	17	28	7
12	@DET	18	21t	16	18	27	9
13	KC	17	20	18	18	30	10
14	@NYG	18	19	18	19	31	8
15	TB	18	21	17	23	30	12
16	@CAR	17	18	18	23	30	13
17	@MIN	13	15	17	21	28	11
18	CHI	11	15	12	17	28	9
GB in 2022		17	15	17	17	26	6
GB in 2021		10	18	8	9	11	10
GB in 2020		5	8	9	9	13t	7
GB in 2019		18	15	17	18	23	14
GB in 2018		12	22	9	18	22	12
GB in 2017		26	17	25	22	17	23
GB in 2016		8	20	7	22	8	31
GB in 2015		23	12	25t	15	21	6
GB in 2014		6	11	8	15	23	10
GB in 2013		3	7	6	25	25	24
GB in 2012		13	20	9	11	17	11
GB in 2011		3	27	3	32	14	32
GB in 2010		9	24	5	5	18	5
GB in 2009		6	14	7	2	1	5
GB in 2008		8	17	8	20	26	12
GB in 2007		2	21	2	11	14	12
GB in 2006		9	23	8	12	13	17
GB in 2005		18	30	7	7	23	1
GB in 2004		3	10	3	25	14	25
GB in 2003		4	3	16	17	10	23
GB in 2002		12	12	10	12	21	3
GB in 2001		6	21	3	12	16	15

2023 POSTSEASON STATISTICS

TEAM STATISTICS		GB	OPP
TOTAL FIRST DOWNS	42	56	
Rushing	17	15	
Passing	21	37	
Penalty	4	4	
3rd Down: Made/Att	13/23	20/32	
3rd Down Pct.	56.5%	62.5%	
4th Down: Made/Att.	1/2	0/2	
4th Down Pct.	50.0%	0.0%	
POSSESSION AVG.	29:37	30:23	
TOTAL NET YARDS	745	866	
Avg. Per Game.	372.5	433.0	
Total Plays.	116	153	
Avg. Per Play.	6.4	5.7	
NET YARDS RUSHING	279	234	
Avg. Per Game.	139.5	117.0	
Total Rushes	61	49	
NET YARDS PASSING	466	632	
Avg. Per Game.	233.0	316.0	
Sacked/Yards Lost.	0/0	5/23	
Gross Yards	466	655	
Attempts/Completions	55/37	99/64	
Completion Pct.	67.3%	64.6%	
HAD INTERCEPTED	2	2	
PUNTS/AVERAGE	4/38.8	6/43.2	
Net Punting Avg.	38.8	40.5	
PENALTIES/YARDS	8/71	12/131	
FUMBLES/BALL LOST	2/0	0/0	
TOUCHDOWNS	9	7	
Rushing	3	3	
Passing	5	4	
Returns	1	0	

SCORE BY PERIODS		1	2	3	4	OT	PTS
PACKERS	10	23	29	7	0	69	
OPPONENTS	0	14	16	26	0	56	

SCORING	ID	Ru	Pa	Rt	PAT	FG	S	PTS
A.Jones	3	3	0	0	0/0	0/0	0	20
*A.Carlson	0	0	0	0	7/8	2/3	0	13
R.Doubs	1	0	1	0	0/0	0/0	0	6
*T.Kraft	1	0	1	0	0/0	0/0	0	6
B.Melton	1	0	1	0	0/0	0/0	0	6
*L.Musgrave	1	0	1	0	0/0	0/0	0	6
D.Savage	1	0	0	1	0/0	0/0	0	6
*D.Wicks	1	0	1	0	0/0	0/0	0	6
PACKERS	9	3	5	1	7/8	2/3	0	69
OPPONENTS	7	3	4	0	4/5	2/3	0	56

2-Pt Conversions: A.Jones, Packers 1-1, Opponents 2-2

FIELD GOALS	1-19	20-29	30-39	40-49	50+
*A.Carlson	0/0	2/2	0/0	0/1	0/0
PACKERS	0/0	2/2	0/0	0/1	0/0
OPPONENTS	0/0	0/0	1/1	0/1	1/1

*Carlson: (1)(29G,29G,41N)
Opponents: (34G)48B,52G

RUSHING	No	Yds	Avg	Long	TD
A.Jones	39	226	5.8	53	3
*Em.Wilson	12	36	3.0	8	0
*J.Reed	1	9	9.0	9	0
P.Taylor	3	6	2.0	3	0
J.Love	6	2	0.3	3	0
PACKERS61	279	4.6	53	3
OPPONENTS49	234	4.8	39t	3

RECEIVING	No	Yds	Avg	Long	TD
R.Doubs	10	234	23.4	46	1
*L.Musgrave	6	66	11.0	38t	1
*T.Kraft	5	24	4.8	10	1
*J.Reed	4	35	8.8	27	0
A.Jones	4	21	5.3	13	0
B.Melton	2	26	13.0	19t	1
*D.Wicks	2	25	12.5	20t	1
C.Watson	2	20	10.0	11	0
*Em.Wilson	1	11	11.0	11	0
*B.Sims	1	4	4.0	4	0
PACKERS37	466	12.6	46	5
OPPONENTS64	655	10.2	47	4

INTERCEPTIONS	No	Yds	Avg	Long	TD
D.Savage	1	64	64.0	64t	1
J.Alexander	1	0	0.0	0	0
PACKERS2	64	32.0	64t	1
OPPONENTS2	25	12.5	18	0

PUNTING	No	Yds	Avg	Net	TB	In 20	LG	Blk
D.Whelan	4	155	38.8	38.8	0	3	42	0
PACKERS	4	155	38.8	38.8	0	3	42	0
OPPONENTS	6	259	43.2	40.5	0	4	57	0

PUNT RETURNS	Ret	FC	Yds	Avg	Long	TD
*J.Reed	2	4	16	8.0	12	0
PACKERS	2	4	16	8.0	12	0
OPPONENTS	0	4	0	--	--	0

KICKOFF RETURNS	No	Yds	Avg	Long	TD
K.Nixon	2	97	48.5	73	0
PACKERS	2	97	48.5	73	0
OPPONENTS7	171	24.4	47	0

* — rookie

PASSING	Att	Cmp	Yds	Cmp%	TD	Int	LG	Sck/Lst	Rtng
J.Love	55	37	466	67.3	5	2	46	0/0	108.6
PACKERS	55	37	466	67.3	5	2	46	0/0	108.6
OPPONENTS	99	64	655	64.6	4	2	47	5/23	88.6

2023 POSTSEASON DEFENSIVE STATISTICS

Official 2023 postseason totals, according to league statistics

Player	Total				Sacks/ Yards	Int/ Yards	Fum Rec	For Fum	Pass Def	
	Tackles	Solo	Asst	TFL						
Q.Walker	20	9	11	1	0.0/0.0	0	0/0	0	0	0
D.Campbell	16	11	5	0	1.0/0.0	2	0/0	0	0	2
K.Nixon	16	10	6	1	1.0/6.0	1	0/0	0	0	2
C.Valentine	12	9	3	0	0.0/0.0	0	0/0	0	0	0
J.Alexander	12	7	5	0	0.0/0.0	0	1/0	0	0	1
D.Savage	8	5	3	0	0.0/0.0	0	1/64	0	0	2
K.Clark	7	4	3	1	0.5/3.5	2	0/0	0	0	0
J.Owens	7	4	3	0	0.0/0.0	0	0/0	0	0	0
T.Slaton	6	4	2	0	0.0/0.0	0	0/0	0	0	0
C.Ballentine	5	4	1	0	0.0/0.0	0	0/0	0	0	0
L.Van Ness	5	4	1	1	1.0/5.0	1	0/0	0	0	0
Er.Wilson	5	4	1	0	0.0/0.0	0	0/0	0	0	0
R.Gary	5	1	4	0	0.0/0.0	2	0/0	0	0	0
I.McDuffie	4	3	1	0	0.0/0.0	0	0/0	0	0	0
P.Smith	3	2	1	1	1.5/8.5	3	0/0	0	0	1
C.Wooden	3	1	2	0	0.0/0.0	1	0/0	0	0	0
K.Brooks	3	0	3	0	0.0/0.0	1	0/0	0	0	0
D.Wyatt	2	2	0	0	0.0/0.0	0	0/0	0	0	0
Z.Anderson	1	1	0	0	0.0/0.0	0	0/0	0	0	0
K.Engbare	1	1	0	0	0.0/0.0	2	0/0	0	0	0
A.Johnson Jr.	1	1	0	0	0.0/0.0	0	0/0	0	0	0
Totals	142	87	55	5	5.0/23.0	15	2/64	0	0	8

SPECIAL TEAMS

Player	IT	FR	FF
I.McDuffie	2	0	0
Z.Anderson	1	0	0
J.Deguara	1	0	0
A.Johnson Jr.	1	0	0
K.Welch	1	0	0
Er.Wilson	1	0	0
Totals	7	0	0



2023 POSTSEASON PLAYER PARTICIPATION

PLAYERS	AT DAL	AT SF	GP	GS	DNP	IN
J. Alexander	CB	CB	2	2	0	0
Z. Anderson	P	P	2	0	0	0
D. Bakhtiari	IR	IR	0	0	0	0
C. Ballentine	P	P	2	0	0	0
K. Banks	PS	P	1	0	0	0
K. Brooks	P	P	2	0	0	0
D. Campbell	ILB	P	2	1	0	0
A. Carlson	P	P	2	0	0	0
K. Clark	DE	DE	2	2	0	0
S. Clifford	P	X	1	0	1	0
B. Cox Jr.	N	N	0	0	0	2
T. Coyle	PS	PS	0	0	0	0
T. Davis	IR	IR	0	0	0	0
J. Deguara	P	P	2	0	0	0
A. Dillon	GXGI	GXGI	0	0	0	2
R. Douns	WR	WR	2	2	0	0
G. DuBose	PS	PS	0	0	0	0
K. Enagbare	P	GXGI	1	0	0	1
J. Ford	PS	PS	0	0	0	0
R. Ford	IR	IR	0	0	0	0
R. Gary	OLB	OLB	2	2	0	0
Z. Gilbert	PS	PS	0	0	0	0
M. Heath	N	N	0	0	0	2
E. Jenkins	LG	LG	2	2	0	0
A. Johnson Jr.	P	P	2	0	0	0
A. Johnson	PS	PS	0	0	0	0
A. Jones	RB	RB	2	2	0	0
C. Jones	N	N	0	0	0	2
M. Jordan	PS	NOT	0	0	0	0
T. Kraft	TE	TE	2	2	0	0
D. Long Jr.	N	PS	0	0	0	1
J. Love	QB	QB	2	2	0	0
I. McDuffie	P	ILB	2	1	0	0
A. McGough	PS	PS	0	0	0	0
B. Melton	P	P	2	0	0	0
E. Merrinweather	PS	PS	0	0	0	0
A. Mosby	PS	PS	0	0	0	0
L. Musgrave	TE	P	2	1	0	0
J. Myers	C	C	2	2	0	0
R. Newman	P	P	2	0	0	0
Y. Nijman	P	P	2	0	0	0
K. Nixon	CB	P	2	1	0	0
P. O'Donnell	NOT	PS	0	0	0	0
K. Odumegwu	PS	PS	0	0	0	0
M. Orzech	P	P	2	0	0	0
J. Owens	S	S	2	2	0	0
H. Pearson	PS	PS	0	0	0	0
T. Pitts	PS	PS	0	0	0	0
J. Reed	P	WR	2	1	0	0
S. Rhyan	P	P	2	0	0	0
R. Rochell	P	P	2	0	0	0
J. Runyan	RG	RG	2	2	0	0
B. Sapp III	N	N	0	0	0	2
D. Savage	S	S	2	2	0	0
B. Sims	P	P	2	0	0	0
T. Slaton	NT	NT	2	2	0	0
C. Slayton	PS	PS	0	0	0	0
P. Smith	OLB	OLB	2	2	0	0
E. Stokes	IR	IR	0	0	0	0
P. Taylor	P	P	2	0	0	0
K. Telfort	PS	PS	0	0	0	0
L. Tenuta	IR	IR	0	0	0	0
Z. Tom	RT	RT	2	2	0	0
S. Toure	IR	IR	0	0	0	0
C. Valentine	CB	CB	2	2	0	0
L. Van Ness	P	P	2	0	0	0
D. Walker	ILB	ILB	2	2	0	0
R. Walker	LT	LT	2	2	0	0
C. Watson	P	P	2	0	0	0
K. Welch	P	P	2	0	0	0
D. Whelan	P	P	2	0	0	0
D. Wicks	WR	WR	2	2	0	0
Emanuel Wilson	P	P	2	0	0	0
Eric Wilson	P	P	2	0	0	0
J. Wilson	PS	PS	0	0	0	0
C. Wooden	P	P	2	0	0	0
D. Wyatt	P	DE	2	1	0	0

LEGEND:

CAPS=Starter, P=Player was a substitution, N=On Inactive List, GXGI=INACTIVE/INJURY, X=DID NOT PLAY, IR=Injured Reserve, NOT=Not on Roster, PS=Practice Squad

2023 REVIEW

COMMUNITY

ADMIN & COACHES

VETERANS

DRAFT & FREE AGENTS

2023 REVIEW

RECORDS & HISTORY

LAMBEAU FIELD

MISC.

WEEK 1

GREEN BAY 38, CHICAGO 20

Soldier Field, Sunday, Sept. 10, 2023. Attendance: 62,456. Time: 3:10. Weather: 75° F, Humidity: 53 percent, Wind: W 7 mph.

CHICAGO (AP) — Jordan Love threw for three touchdowns to lead the Green Bay Packers to a 38-20 season-opening victory over the Chicago Bears on Sunday. Love completed 15 of 27 passes for 245 yards and posted a 123.2 rating. Aaron Jones set up a TD on the opening drive of the third quarter when he took a screen from Love and turned it into a 51-yard gain to the 7. Jones ran it in from the 1. Jayden Reed returned a punt 35 yards to the Chicago 42, leading to another score. Love hit Jones on a slant for a 35-yard TD, making it 24-6. The Bears pulled within 10 with about a minute left in the third when Darnell Mooney caught a 20-yard TD pass from Justin Fields and Khalil Herbert converted the two-point run. But the Packers quickly quieted the crowd with a 61-yard touchdown drive. Love found a wide-open Luke Musgrave for a 37-yard pass to the 4 after fumbling the snap and threw a TD to Romeo Doubs on the next play, making it 31-14 with 13:30 remaining. Quay Walker returned an interception 37 yards for a TD, and the Packers won for the 13th time in 14 games at Soldier Field.

Chicago Bears Starters

OFFENSE		DEFENSE	
WR 10	C. Claypool	DE 91	Y. Ngakoue
WR 11	D. Mooney	DL 99	G. Dexter Sr.
WR 2	D. Moore	DL 97	A. Billings
LT 70	B. Jones	DL 93	J. Jones
LG 65	C. Whitehair	DL 95	D. Walker
C 62	L. Patrick	LB 53	T. Edwards
RG 64	N. Davis	LB 49	T. Edmunds
RT 58	D. Wright	CB 1	J. Johnson
TE 85	C. Kmet	CB 29	T. Stevenson
QB 1	J. Fields	S 4	E. Jackson
RB 24	K. Herbert	S 9	J. Brisker

Green Bay Packers Starters

OFFENSE		DEFENSE	
WR 18	M. Heath	DE 97	K. Clark
WR 11	J. Reed	NT 93	T. Slaton
LT 69	D. Bakhtiari	OLB 91	P. Smith
LG 74	E. Jenkins	ILB 59	D. Campbell
C 71	J. Myers	ILB 7	Q. Walker
RG 76	J. Rummyan	OLB 55	K. Enagbare
RT 50	Z. Tom	CB 23	J. Alexander
TE 88	L. Musgrave	CB 29	R. Douglas
TE 81	J. Deguara	CB 25	K. Nixon
QB 10	J. Love	S 26	D. Savage
RB 33	A. Jones	S 20	R. Ford

SCORING DRIVES

TEAM	QTR	TIME	SCORING PLAY	GB	CHI
Packers	1	06:08	R. Doubs 8 yd. pass from J. Love (A. Carlson kick) (11-40, 5:23)	7	0
Bears	1	02:04	C. Santos 47 yd. Field Goal (7-38, 4:04)	7	3
Bears	2	09:00	C. Santos 29 yd. Field Goal (12-52, 6:32)	7	6
Packers	2	00:00	A. Carlson 52 yd. Field Goal (6-22, 1:12)	10	6
Packers	3	10:19	A. Jones 1 yd. run (A. Carlson kick) (8-75, 4:41)	17	6
Packers	3	06:26	A. Jones 35 yd. pass from J. Love (A. Carlson kick) (4-42, 1:39)	24	6
Bears	3	00:59	D. Mooney 20 yd. pass from J. Fields (K. Herbert run) (6-65, 2:23)	24	14
Packers	4	13:30	R. Doubs 4 yd. pass from J. Love (A. Carlson kick) (5-61, 2:29)	31	14
Packers	4	12:36	Q. Walker 37 yd. interception return (A. Carlson kick)	38	14
Bears	4	02:54	R. Johnson 2 yd. run (pass failed) (14-69, 3:24)	38	20

GREEN BAY PACKERS

PASSING	ATT	CP	YDS	SK/YD	TD	LG	INT	RTG
Jordan Love	27	15	245	1/8	3	51	0	123.2
TOTAL	27	15	245	1/8	3	51	0	123.2

RUSHING	ATT	YDS	AVG	LG	TD
Aaron Jones	9	41	4.6	9	1
Patrick Taylor	5	22	4.4	10	0
AJ Dillon	13	19	1.5	7	0
Jordan Love	3	12	4.0	9	0
Sean Clifford	1	0	0.0	0	0
Jayden Reed	1	-2	-2.0	-2	0
TOTAL	32	92	2.9	10	1

RECEIVING	NO	YDS	AVG	LG	TD
Romeo Doubs	4	26	6.5	13	2
Luke Musgrave	3	50	16.7	37	0
Aaron Jones	2	86	43.0	51	1
Jayden Reed	2	48	24.0	30	0
Samori Toure	2	18	9.0	16	0
AJ Dillon	2	17	8.5	12	0
TOTAL	15	245	16.3	51	3

TOP DEFENSE	TOT	SOLO	AST	SCK	YDS	INT
Darnell Savage	9	5	4	0.0	0.0	0
Raul Douglas	8	6	2	0.0	0.0	0
Keisean Nixon	7	6	1	0.0	0.0	0

FIELD GOALS	FGM/FGA	PERCENT	RESULTS
Anders Carlson	1-1	100.0	52G
TOTAL	1-1	100.0	

CHICAGO BEARS

PASSING	ATT	CP	YDS	SK/YD	TD	LG	INT	RTG
Justin Fields	37	24	216	4/27	1	23	1	178.2
TOTAL	37	24	216	4/27	1	23	1	178.2

RUSHING	ATT	YDS	AVG	LG	TD
Justin Fields	9	59	6.6	10	0
Khalil Herbert	9	27	3.0	12	0
Roschon Johnson	5	20	4.0	11	1
D'Onta Foreman	5	16	3.2	11	0
Cole Kmet	1	0	0.0	0	0
TOTAL	29	122	4.2	12	1

RECEIVING	NO	YDS	AVG	LG	TD
Roschon Johnson	6	35	5.8	8	0
Cole Kmet	5	44	8.8	15	0
Darnell Mooney	4	53	13.3	23	1
Khalil Herbert	3	37	12.3	19	0
DJ Moore	2	25	12.5	14	0
Tyler Scott	2	14	7.0	9	0
D'Onta Foreman	2	8	4.0	5	0
TOTAL	24	216	9.0	23	1

TOP DEFENSE	TOT	SOLO	AST	SCK	YDS	INT
T.J. Edwards	14	6	8	0.0	0.0	0
Tremaine Edmunds	8	7	1	0.0	0.0	0
Jaquan Brisker	7	3	4	0.0	0.0	0

FIELD GOALS	FGM/FGA	PERCENT	RESULTS
Cairo Santos	2-2	100.0	47G, 29G
TOTAL	2-2	100.0	

Team Statistics

	Packers	Bears
First Downs	15	22
3rd-Down Eff. (Made/Att/Pct)	9/16/56%	3/13/23%
4th-Down Eff. (Made/Att/Pct)	1/2/50%	1/2/50%
Total Net Yards	329	311
Total Plays	60	70
Yards Per Play	5.5	4.4
Rushes/Net Yards	32/92	29/122
Net Passing	237	189
Pass Attempts/Completions	27/15	37/24
Had Intercepted	0	1
Sacked/Yards Lost	1/8	4/27
Punts/Average	5/49.8	4/53.0
Penalties/Yards	9/90	7/61
Fumbles/Lost	2/0	1/1
Possession Time	29:17	30:43

Mercedes-Benz Stadium, Sunday, Sept. 17, 2023. Attendance: 69,251. Time: 3:13. Weather: Indoors.

ATLANTA (AP) — Atlanta's running back Bijan Robinson ripped off a 7-yard run on fourth-and-1 to set up Younghoe Koo's 25-yard field goal with 57 seconds remaining as the Falcons rallied for a 25-24 victory over Green Bay on Sunday. The Packers squandered a 24-12 lead and three more touchdown passes from Jordan Love. Love completed 14 of 25 passes for 151 yards and hooked up with a pair of rookies on his three TDs. Love connected with second-round pick Jayden Reed for touchdowns of 10 and 9 yards — the first scores of the receiver's young career. Love also found Dontayvion Wicks for a 32-yard touchdown that gave the fifth-round draft choice his first TD as a pro. Atlanta's young quarterback, Desmond Ridder, sparked the comeback by bootlegging for a 6-yard touchdown on fourth-and-4 with just under 12 minutes remaining. Ridder finished 19 of 32 for 237 yards passing, including a 3-yard touchdown to Drake London with 12 seconds remaining in the first half. Robinson rushed for 124 yards on 19 carries and hauled in four catches for another 48 yards.

Atlanta Falcons Starters

OFFENSE		DEFENSE	
WR 5	D. London	OLB 48	B. Dupree
TE 8	K. Pitts	DL 93	C. Campbell
LT 70	J. Matthews	DL 90	D. Onyemata
LG 65	M. Bergeron	DL 97	G. Jarrett
C 67	D. Dalman	OLB 17	A. Ebiketie
RG 63	C. Lindstrom	ILB 55	K. Elliss
RT 76	K. McGary	ILB 53	N. Landman
WR 18	M. Hollins	CB 24	A. Terrell Jr.
QB 9	D. Ridder	S 3	J. Bates III
RB 7	B. Robinson	S 27	R. Grant
RB 25	T. Allgeier	CB 33	T. Flowers

Green Bay Packers Starters

OFFENSE		DEFENSE	
WR 87	R. Doubs	DE 97	K. Clark
WR 13	D. Wicks	NT 93	T. Slaton
LT 63	R. Walker	OLB 91	P. Smith
LG 74	E. Jenkins	ILB 59	D. Campbell
C 71	J. Myers	ILB 7	Q. Walker
RG 76	J. Runyan	OLB 55	K. Enagbare
RT 50	Z. Tom	CB 23	J. Alexander
TE 88	L. Musgrave	CB 29	R. Douglas
TE 81	J. Deguara	CB 25	K. Nixon
QB 10	J. Love	S 26	D. Savage
RB 28	A. Dillon	S 20	R. Ford

SCORING DRIVES

TEAM	QTR	TIME	SCORING PLAY	GB	ATL
Falcons	1	03:50	Y.Koo 24 yd. Field Goal (15-67, 6:43)	0	3
Packers	2	13:33	J.Reed 9 yd. pass from J.Love (A.Carlson kick) (11-84, 5:17)	7	3
Packers	2	03:06	A.Carlson 33 yd. Field Goal (10-44, 5:45)	10	3
Falcons	2	00:12	D.London 3 yd. pass from D.Ridder (kick failed, w/1) (11-75, 2:54)	10	9
Packers	3	10:31	D.Wicks 32 yd. pass from J.Love (A.Carlson kick) (6-65, 3:58)	17	9
Falcons	3	03:07	Y.Koo 33 yd. Field Goal (13-60, 7:24)	17	12
Packers	3	00:56	J.Reed 10 yd. pass from J.Love (A.Carlson kick) (4-78, 2:11)	24	12
Falcons	4	11:48	D.Ridder 6 yd. run (Y.Koo kick) (8-75, 4:08)	24	19
Falcons	4	08:10	Y.Koo 39 yd. Field Goal (8-44, 2:41)	24	22
Falcons	4	00:57	Y.Koo 25 yd. Field Goal (12-66, 5:10)	24	25

GREEN BAY PACKERS

PASSING	ATT	CP	YDS	SK/YD	TD	LG	INT	RTG
Jordan Love	25	14	151	1/11	3	32t	0	113.5
TOTAL	25	14	151	1/11	3	32t	0	113.5

RUSHING	ATT	YDS	AVG	LG	TD
AJ Dillon	15	55	3.7	8	0
Jordan Love	2	23	11.5	24	0
Emanuel Wilson	3	5	1.7	7	0
Patrick Taylor	1	1	1.0	1	0
TOTAL	21	84	4.0	24	0

RECEIVING	NO	YDS	AVG	LG	TD
Jayden Reed	4	37	9.3	10t	2
Dontayvion Wicks	2	40	20.0	32t	1
Romeo Doubs	2	30	15.0	15	0
Luke Musgrave	2	25	12.5	17	0
Josiah Deguara	2	5	2.5	4	0
AJ Dillon	1	8	8.0	8	0
Samori Toure	1	6	6.0	6	0
TOTAL	14	151	10.8	32t	3

TOP DEFENSE	TOT	SOLO	AST	SCK	YDS	INT
Quay Walker	17	8	9	0.0	0.0	0
DeVondre Campbell	14	7	7	0.0	0.0	0
Darnell Savage	8	6	2	0.0	0.0	0

FIELD GOALS	FGM/FGA	PERCENT	RESULTS
Anders Carlson	1-1	100.0	33G
TOTAL	1-1	100.0	

ATLANTA FALCONS

PASSING	ATT	CP	YDS	SK/YD	TD	LG	INT	RTG
Desmond Ridder	32	19	237	1/2	1	45	1	79.8
TOTAL	32	19	237	1/2	1	45	1	79.8

RUSHING	ATT	YDS	AVG	LG	TD
Bijan Robinson	19	124	6.5	19	0
Tyler Allgeier	16	48	3.0	10	0
Desmond Ridder	10	39	3.9	9	1
TOTAL	45	211	4.7	19	1

RECEIVING	NO	YDS	AVG	LG	TD
Drake London	6	67	11.2	24	1
Bijan Robinson	4	48	12.0	29	0
Jonnu Smith	4	47	11.8	17	0
Mack Hollins	3	60	20.0	45	0
Kyle Pitts	2	15	7.5	9	0
TOTAL	19	237	12.5	45	1

TOP DEFENSE	TOT	SOLO	AST	SCK	YDS	INT
Kaden Elliss	6	6	0	1.0	11.0	0
Richie Grant	4	3	1	0.0	0.0	0
Nate Landman	4	3	1	0.0	0.0	0

FIELD GOALS	FGM/FGA	PERCENT	RESULTS
Younghoe Koo	4-4	100.0	24G, 33G, 39G, 25G
TOTAL	4-4	100.0	

Team Statistics

	Packers	Falcons
First Downs	17	27
3rd-Down Eff. (Made/Att/Pct)	3/9/33%	6/15/40%
4th-Down Eff. (Made/Att/Pct)	0/1/0%	3/4/75%
Total Net Yards	224	446
Total Plays	47	78
Yards Per Play	4.8	5.7
Rushes/Net Yards	21/84	45/211
Net Passing	140	235
Pass Attempts/Completions	25/14	32/19
Had Intercepted	0	1
Sacked/Yards Lost	1/11	1/2
Punts/Average	4/49.8	1/45.0
Penalties/Yards	7/40	6/110
Fumbles/Lost	0/0	0/0
Possession Time	23:45	36:15

WEEK 3

GREEN BAY 18, NEW ORLEANS 17

Lambeau Field, Sunday, Sept. 24, 2023. Attendance: 78,043. Time: 3:07. Weather: 68° F, Humidity: 62 percent, Wind: E 10 mph.

GREEN BAY, Wis. (AP) — Jordan Love rallied Green Bay from a 17-point fourth-quarter deficit in his first career home start and the Packers stunned the Saints, 18-17, on Sunday. The Packers scored 18 points in the final 11 minutes to win their 11th consecutive home opener, the NFL's longest active streak. They took the lead on Love's 8-yard pass to Romeo Doubs in the right corner of the end zone with 2:56 left. Love was 22 of 44 for 259 yards with one touchdown pass, a TD run and an interception. New Orleans led, 17-0, when Derek Carr left with a shoulder injury in the third quarter after one of Rashan Gary's career-high three sacks. Carr's backup, Jameis Winston, drove the Saints into scoring position, but Blake Grupe's 46-yard field-goal attempt with just over a minute left sailed wide right. Anders Carlson's 38-yard field goal with 11 minutes left began Green Bay's comeback. Green Bay became the third team in the past 30 years to win after being shut out 17-0 or worse through three quarters. The others were Carolina against Philadelphia on Oct. 21, 2018, and Tennessee against the New York Giants on Nov. 26, 2006.

New Orleans Saints Starters

OFFENSE		DEFENSE	
WR 18	K. Kirkwood	RDE 96	C. Granderson
TE 83	J. Johnson	DT 99	K. Saunders
LT 70	T. Penning	DT 93	N. Shepherd
LG 74	J. Hurst	LDE 94	C. Jordan
C 78	E. McCoy	WILL 20	P. Werner
RG 51	C. Ruiz	MLB 56	D. Davis
RT 71	R. Ramczyk	LCB 27	I. Viadom
WR 22	R. Shaheed	CB 1	A. Taylor
QB 4	D. Carr	SS 31	J. Howden
FB 46	A. Prentice	FS 32	T. Mathieu
RB 34	T. Jones Jr.	RCB 23	M. Lattimore

Green Bay Packers Starters

OFFENSE		DEFENSE	
WR 87	R. Doubs	DE 97	K. Clark
WR 13	D. Wicks	NT 93	T. Slaton
LT 63	R. Walker	DE 95	D. Wyatt
LG 70	R. Newman	OLB 91	P. Smith
C 71	J. Myers	ILB 59	D. Campbell
RG 76	J. Runyan	ILB 7	Q. Walker
RT 50	Z. Tom	OLB 55	K. Enagbare
TE 81	J. Deguara	CB 37	C. Valentine
WR 11	J. Reed	CB 29	R. Douglas
QB 10	J. Love	S 26	D. Savage
RB 28	A. Dillon	S 20	R. Ford

SCORING DRIVES

TEAM	QTR	TIME	SCORING PLAY	NO	GB
Saints	1	06:40	J. Graham 8 yd. pass from D. Carr (B. Grupe kick) (9-56, 4:04)	17	0
Saints	2	10:30	R. Shaheed 76 yd. punt return (B. Grupe kick)	17	0
Saints	2	00:06	B. Grupe 25 yd. Field Goal (14-82, 4:24)	17	0
Packers	4	11:00	A. Carlson 38 yd. Field Goal (7-46, 1:50)	17	3
Packers	4	06:58	J. Love 1 yd. run (J. Love-S. Toure pass) (7-80, 1:29)	17	11
Packers	4	02:56	R. Doubs 8 yd. pass from J. Love (A. Carlson kick) (9-80, 2:27)	17	18

NEW ORLEANS SAINTS

PASSING	ATT	CP	YDS	SK/YD	TD	LG	INT	RTG
Derek Carr	18	13	103	3/21	1	27	0	104.6
Jameis Winston	16	10	101	1/8	0	28	0	80.5
TOTAL	34	23	204	4/29	1	28	0	93.3

RUSHING	ATT	YDS	AVG	LG	TD
Kendre Miller	9	34	3.8	10	0
Tony Jones Jr.	8	31	3.9	19	0
Taysom Hill	4	12	3.0	6	0
Rashid Shaheed	1	0	0.0	0	0
TOTAL	22	77	3.5	19	0

RECEIVING	NO	YDS	AVG	LG	TD
Chris Olave	8	104	13.0	28	0
Michael Thomas	6	50	8.3	18	0
Tony Jones Jr.	4	21	5.3	10	0
Juwuan Johnson	2	12	6.0	7	0
Taysom Hill	1	9	9.0	9	0
Jimmy Graham	1	8	8.0	8	1
Kendre Miller	1	0	0.0	0	0
TOTAL	23	204	8.9	28	1

TOP DEFENSE	TOT	SOLO	AST	SCK	YDS	INT
Pete Werner	11	7	4	0	0	0
Marshon Lattimore	7	4	3	0	0	0
Alontae Taylor	5	5	0	1	0	0

FIELD GOALS	FGM/FGA	PERCENT	RESULTS
Blake Grupe	1-2	50.0	25G, 46WR
TOTAL	1-2	50.0	

GREEN BAY PACKERS

PASSING	ATT	CP	YDS	SK/YD	TD	LG	INT	RTG
Jordan Love	44	22	259	1/14	1	30	1	66.4
TOTAL	44	22	259	1/14	1	30	1	66.4

RUSHING	ATT	YDS	AVG	LG	TD
Jordan Love	9	39	4.3	24	1
AJ Dillon	11	33	3.0	14	0
Keisean Nixon	1	11	11.0	11	0
Patrick Taylor	3	6	2.0	4	0
Emanuel Wilson	2	6	3.0	4	0
TOTAL	26	95	3.7	24	1

RECEIVING	NO	YDS	AVG	LG	TD
Luke Musgrave	6	49	8.2	12	0
Romeo Doubs	5	73	14.6	30	1
Dontayvion Wicks	4	45	11.3	18	0
Jayden Reed	3	63	21.0	30	0
Patrick Taylor	3	23	7.7	12	0
Emanuel Wilson	1	6	6.0	6	0
TOTAL	22	259	11.8	30	1

TOP DEFENSE	TOT	SOLO	AST	SCK	YDS	INT
Rudy Ford	7	6	1	0	0	0
Quay Walker	7	3	4	0	0	0
Isaiah McDuffie	6	5	1	0	0	0

FIELD GOALS	FGM/FGA	PERCENT	RESULTS
Anders Carlson	1-1	100.0	38G
TOTAL	1-1	100.0	

Team Statistics

	Saints	Packers
First Downs	15	21
3rd-Down Eff. (Made/Att/Pct)	4/14/29%	8/18/44%
4th-Down Eff. (Made/Att/Pct)	1/1/100%	1/3/33%
Total Net Yards	252	340
Total Plays	60	71
Yards Per Play	4.2	4.8
Rushes/Net Yards	22/77	26/95
Net Passing	175	245
Pass Attempts/Completions	34/23	44/22
Had Intercepted	0	1
Sacked/Yards Lost	4/29	1/14
Punts/Average	7/41.9	4/38.3
Penalties/Yards	7/102	11/90
Fumbles/Lost	0/0	1/0
Possession Time	27:25	32:35

Lambeau Field, Thursday, Sept. 28, 2023. Attendance: 78,052. Time: 3:04. Weather: 64° F, Humidity: 75 percent, Wind: SE 8 mph.

GREEN BAY, Wis. (AP) — The Detroit Lions took an early command of the division with a 34-20 victory at Lambeau Field on Thursday night. Jordan Love threw for a touchdown and ran for another as he tried to rally the Packers in the second half. He finished 23 of 36 for 246 yards and had two passes intercepted by Lions CB Jerry Jacobs. Love had a 1-yard touchdown pass to Christian Watson, capping off an 86-yard drive to open the second half. Jayden Reed ended the third quarter with a 44-yard catch that set up Love's 9-yard touchdown run with 14:52 left in the game to make it 27-17. Detroit responded with a 14-play, 75-yard drive, capped by David Montgomery's 1-yard touchdown run on fourth-and-goal. Montgomery ran the ball 32 times for 121 yards and three touchdowns. Jared Goff connected on 19 of 28 passes for 210 yards, a touchdown and an interception. Rudy Ford intercepted Goff on the third play from scrimmage to set up a 34-yard field goal by Anders Carlson. Carlson also made a 50-yard attempt in the fourth quarter.

Detroit Lions Starters

OFFENSE		DEFENSE	
WR 14	A. St. Brown	DL 53	C. Harris
WR 8	J. Reynolds	DL 54	A. McNeill
WR 68	T. Decker	DL 94	B. Jones
LT 73	J. Jackson	DL 97	A. Hutchinson
LT 77	F. Ragnow	LB 55	D. Barnes
LG 60	G. Glasgow	LB 34	A. Anzalone
LG 58	P. Sewell	CB 1	C. Sutton
C 87	S. LaPorta	CB 23	J. Jacobs
C 89	B. Wright	CB 32	B. Branch
C 16	J. Goff	S 21	T. Walker
RG 5	D. Montgomery	S 6	I. Melifonwu

Green Bay Packers Starters

OFFENSE		DEFENSE	
WR 9	C. Watson	DE 97	K. Clark
WR 87	R. Doubs	NT 93	T. Slaton
LT 63	R. Walker	DE 95	D. Wyatt
LG 70	R. Newman	OLB 91	P. Smith
C 71	J. Myers	ILB 58	I. McDuffie
RG 76	J. Runyan	ILB 7	Q. Walker
RT 50	Z. Tom	OLB 55	K. Enagbare
TE 88	L. Musgrave	CB 37	C. Valentine
WR 11	J. Reed	CB 29	R. Douglas
QB 10	J. Love	S 26	D. Savage
RB 33	A. Jones	S 20	R. Ford

SCORING DRIVES

TEAM	QTR	TIME	SCORING PLAY	DET	GB
Packers	1	11:59	A. Carlson 34 yd. Field Goal (4-0, 1:35)	0	3
Lions	1	08:16	A. St. Brown 24 yd. pass from J. Goff (R. Patterson kick) (7-75, 3:43)	7	3
Lions	1	02:54	D. Montgomery 3 yd. run (R. Patterson kick) (8-55, 4:16)	14	3
Lions	2	14:07	R. Patterson 33 yd. Field Goal (6-61, 2:13)	17	3
Lions	2	13:19	D. Montgomery 2 yd. run (R. Patterson kick) (2-7, 0:32)	24	3
Lions	2	00:34	R. Patterson 37 yd. Field Goal (12-57, 5:00)	27	3
Packers	3	08:17	C. Watson 1 yd. pass from J. Love (J. Love-J. Reed pass) (12-86, 6:43)	27	11
Packers	4	14:52	J. Love 9 yd. run (run failed) (5-66, 1:02)	27	17
Lions	4	06:00	D. Montgomery 1 yd. run (R. Patterson kick) (14-75, 8:52)	34	17
Packers	4	02:52	A. Carlson 50 yd. Field Goal (4-3, 0:40)	34	20

DETROIT LIONS

PASSING	ATT	CP	YDS	SK/YD	TD	LG	INT	RTG
Jared Goff	28	19	210	2/20	1	35	1	86.9
TOTAL	28	19	210	2/20	1	35	1	86.9

RUSHING	ATT	YDS	AVG	LG	TD
David Montgomery	32	121	3.8	16	3
Jahmyr Gibbs	8	40	5.0	9	0
Kalif Raymond	1	40	40.0	40	0
Jared Goff	2	10	5.0	11	0
TOTAL	43	211	4.9	40	3

RECEIVING	NO	YDS	AVG	LG	TD
Amon-Ra St. Brown	5	56	11.2	24t	1
Sam LaPorta	4	56	14.0	35	0
Jahmyr Gibbs	4	11	2.8	9	0
Josh Reynolds	3	69	23.0	26	0
David Montgomery	2	20	10.0	12	0
Kalif Raymond	1	-2	-2.0	-2	0
TOTAL	19	210	11.1	35	1

TOP DEFENSE	TOT	SOLO	AST	SCK	YDS	INT
Brian Branch	7	5	2	0.0	0.0	0
Derrick Barnes	6	2	4	0.0	0.0	0
Jerry Jacobs	5	5	0	0.0	0.0	2

FIELD GOALS	FGM/FGA	PERCENT	RESULTS
Riley Patterson	2-2	100.0	33G, 37G
TOTAL	2-2	100.0	

GREEN BAY PACKERS

PASSING	ATT	CP	YDS	SK/YD	TD	LG	INT	RTG
Jordan Love	36	23	246	5/43	1	44	2	69.9
TOTAL	36	23	246	5/43	1	44	2	69.9

RUSHING	ATT	YDS	AVG	LG	TD
Aaron Jones	5	18	3.6	9	0
AJ Dillon	5	11	2.2	6	0
Jordan Love	2	-2	-1.0	9t	1
TOTAL	12	27	2.3	9t	1

RECEIVING	NO	YDS	AVG	LG	TD
Romeo Doubs	9	95	10.6	16	0
Josiah Deguara	4	34	8.5	13	0
Jayden Reed	3	55	18.3	44	0
Christian Watson	2	25	12.5	24	1
Tucker Kraft	2	5	2.5	6	0
Samori Toure	1	35	35.0	35	0
Luke Musgrave	1	-1	-1.0	1	0
Aaron Jones	1	-4	-4.0	-4	0
TOTAL	23	246	10.7	44	1

TOP DEFENSE	TOT	SOLO	AST	SCK	YDS	INT
Quay Walker	19	10	9	0.0	0.0	0
Rudy Ford	8	7	1	0.0	0.0	0
Isaiah McDuffie	7	3	4	0.0	0.0	0

FIELD GOALS	FGM/FGA	PERCENT	RESULTS
Anders Carlson	2-2	100.0	34G, 50G
TOTAL	2-2	100.0	

Team Statistics

	Lions	Packers
First Downs	25	15
3rd-Down Eff. (Made/Att/Pct)	7/17/41%	3/11/27%
4th-Down Eff. (Made/Att/Pct)	2/2/100%	1/1/100%
Total Net Yards	401	230
Total Plays	73	53
Yards Per Play	5.5	4.3
Rushes/Net Yards	43/211	12/27
Net Passing	190	203
Pass Attempts/Completions	28/19	36/23
Had Intercepted	1	2
Sacked/Yards Lost	2/20	5/43
Punts/Average	4/45.0	5/51.8
Penalties/Yards	8/70	4/31
Fumbles/Lost	0/0	2/0
Possession Time	37:58	22:02

WEEK 5

LAS VEGAS 17, GREEN BAY 13

Allegiant Stadium, Monday, Oct. 9, 2023. Attendance: 62,572. Time: 2:55. Weather: Indoors.

LAS VEGAS (AP) — The Las Vegas Raiders' offense did just enough to get the 17-13 victory over the Green Bay Packers. Linebacker Robert Spillane intercepted Green Bay's Jordan Love twice, and CB Amik Robertson made the game-sealing pick in the end zone to stop a three-game skid. Jimmy Garoppolo completed 22 of 31 passes for 208 yards and a touchdown while throwing his NFL-high seventh interception. Jakobi Meyers caught seven passes for 75 yards and a TD, and former Packer Davante Adams had four catches for 45 yards. Love was 16 of 30 for 182 yards and three picks. The Raiders gained 279 yards and the Packers finished with 285. Las Vegas ended an eight-game skid against the Packers. The franchise last beat Green Bay in 1987 when it played in Los Angeles.

Las Vegas Raiders Starters

OFFENSE	DEFENSE
WR 16 J. Meyers	DE 98 M. Crosby
LT 74 K. Miller	DT 91 B. Nichols
LG 66 D. Parham	DT 95 J. Jenkins
C 68 A. James	DE 51 M. Koonce
RG 70 G. Van Roten	LB 5 D. Deablo
TE 72 J. Eluemunor	LB 41 R. Spillane
RT 87 M. Mayer	CB 21 A. Robertson
WR 17 D. Adams	CB 24 M. Peters
WR 13 H. Renfrow	CB 37 T. Hall
QB 10 J. Garoppolo	S 7 T. Moehrig
RB 8 J. Jacobs	S 1 M. Epps

Green Bay Packers Starters

OFFENSE	DEFENSE
WR 9 C. Watson	DE 97 K. Clark
WR 87 R. Doubs	NT 93 T. Slaton
LT 63 R. Walker	OLB 91 P. Smith
LG 74 E. Jenkins	ILB 58 I. McDuffie
C 71 J. Myers	ILB 7 Q. Walker
RG 76 J. Runyan	OLB 52 R. Gary
RT 50 Z. Tom	CB 23 J. Alexander
TE 88 L. Musgrave	CB 29 R. Douglas
WR 11 J. Reed	CB 25 K. Nixon
QB 10 J. Love	S 26 D. Savage
RB 28 A. Dillon	S 20 R. Ford

SCORING DRIVES

TEAM	QTR	TIME	SCORING PLAY	GB	LV
Packers	1	02:38	A. Carlson 37 yd. Field Goal (8-75, 3:52)	3	0
Raiders	2	04:09	J. Meyers 9 yd. pass from J. Garoppolo (D. Carlson kick) (14-62, 8:28)	3	7
Raiders	2	02:32	D. Carlson 26 yd. Field Goal (4--1, 1:28)	3	10
Packers	3	08:27	A. Dillon 5 yd. run (A. Carlson kick) (8-37, 4:22)	10	10
Packers	3	05:16	A. Carlson 22 yd. Field Goal (5-79, 1:59)	13	10
Raiders	4	14:56	J. Jacobs 2 yd. run (D. Carlson kick) (10-75, 5:20)	13	17

GREEN BAY PACKERS

PASSING	ATT	CP	YDS	SK/YD	TD	LG	INT	RTG
Jordan Love	30	16	182	2/7	0	77	3	32.2
TOTAL	30	16	182	2/7	0	77	3	32.2

RUSHING	ATT	YDS	AVG	LG	TD
AJ Dillon	20	76	3.8	11	1
Jordan Love	2	37	18.5	26	0
Patrick Taylor	2	2	1.0	5	0
Christian Watson	1	-5	-5.0	-5	0
TOTAL	25	110	4.4	26	1

RECEIVING	NO	YDS	AVG	LG	TD
Luke Musgrave	6	34	5.7	8	0
Christian Watson	3	91	30.3	77	0
Patrick Taylor	2	5	2.5	3	0
Josiah Deguara	1	19	19.0	19	0
Ben Sims	1	12	12.0	12	0
Dontayvion Wicks	1	10	10.0	10	0
Jayden Reed	1	7	7.0	7	0
Romeo Doubs	1	4	4.0	4	0
TOTAL	16	182	11.4	77	0

TOP DEFENSE	TOT	SOLO	AST	SCK	YDS	INT
Isaiah McDuffie	10	6	4	0.0	0.0	0
Rudy Ford	9	5	4	0.0	0.0	1
Eric Wilson	7	3	4	0.0	0.0	0

FIELD GOALS	FGM/FGA	PERCENT	RESULTS
Anders Carlson	2-2	100.0	37G, 22G
TOTAL	2-2	100.0	

LAS VEGAS RAIDERS

PASSING	ATT	CP	YDS	SK/YD	TD	LG	INT	RTG
Jimmy Garoppolo	31	22	208	3/21	1	21	1	186.5
Josh Jacobs	0	0	0	1/4	0	0	0	0.0
TOTAL	31	22	208	4/25	1	21	1	186.5

RUSHING	ATT	YDS	AVG	LG	TD
Josh Jacobs	20	69	3.5	24	1
Tre Tucker	1	16	16.0	16	0
Jimmy Garoppolo	4	4	1.0	3	0
Ameer Abdullah	1	4	4.0	4	0
DeAndre Carter	2	3	1.5	3	0
Jakobi Meyers	1	0	0.0	0	0
TOTAL	29	96	3.3	24	1

RECEIVING	NO	YDS	AVG	LG	TD
Jakobi Meyers	7	75	10.7	18	1
Josh Jacobs	5	20	4.0	11	0
Davante Adams	4	45	11.3	21	0
Michael Mayer	2	39	19.5	20	0
Austin Hooper	2	11	5.5	7	0
Ameer Abdullah	1	11	11.0	11	0
Hunter Renfrow	1	7	7.0	7	0
TOTAL	22	208	9.5	21	1

TOP DEFENSE	TOT	SOLO	AST	SCK	YDS	INT
Divine Deablo	10	6	4	0.0	0.0	0
Robert Spillane	9	2	7	0.0	0.0	2
Marcus Peters	5	5	0	0.0	0.0	0

FIELD GOALS	FGM/FGA	PERCENT	RESULTS
Daniel Carlson	1-3	33.3	26G, 53B, 52RU
TOTAL	1-3	33.0	

Team Statistics

	Packers	Raiders
First Downs	18	19
3rd-Down Eff. (Made/Att/Pct)	4/12/33%	5/13/38%
4th-Down Eff. (Made/Att/Pct)	1/1/100%	1/1/100%
Total Net Yards	285	279
Total Plays	57	64
Yards Per Play	5.0	4.4
Rushes/Net Yards	25/110	29/96
Net Passing	175	183
Pass Attempts/Completions	30/16	31/22
Had Intercepted	3	1
Sacked/Yards Lost	2/7	4/25
Punts/Average	4/46.0	4/47.3
Penalties/Yards	3/18	4/28
Fumbles/Lost	0/0	0/0
Possession Time	27:26	32:34

Empower Field, Sunday, Oct. 22, 2023. Attendance: 76,880. Time: 2:59. Weather: 72° F, Humidity: 22 percent, Wind: W 9 mph.

DENVER (AP) — Backup safety P.J. Locke saved the Broncos from another second-half meltdown, intercepting Jordan Love's deep pass in the closing minutes to preserve a 19-17 win over the Green Bay Packers on Sunday. The Broncos (2-5) then ran out the clock with Russell Wilson launching a deep heave on fourth-and-9 from his own 26 after taking the shotgun snap with just six seconds remaining and the Packers (2-4) out of timeouts. Wilson rebounded from his worst game as a Bronco a week earlier to throw for 195 yards on 20-of-29 passing with one touchdown, an 18-yarder to Courtland Sutton that gave Denver a 16-3 lead. Romeo Doubs pulled the Packers within 16-10 in the third quarter on a 16-yard touchdown catch that both he and cornerback Patrick Surtain II corralled as they tumbled to the ground. The Packers then took a 17-16 lead on Love's 4-yard touchdown pass to Jayden Reed midway through the fourth quarter that went off Doubs' hands. Wil Lutz's fourth field goal from 52 yards out with 3:50 remaining in the game put Denver back in front for good.

Denver Broncos Starters

OFFENSE		DEFENSE	
WR 14	C. Sutton	DE 99	Z. Allen
LT 72	G. Bolles	NT 98	M. Purcell
LG 74	B. Powers	DT 93	D. Jones
C 79	L. Cushmanberry III	SLB 0	J. Cooper
RG 77	Q. Meinerz	OLB 42	N. Bonitto
RT 69	M. McGlinchey	ILB 47	J. Jewell
WR 10	J. Jeudy	ILB 49	A. Singleton
TE 82	A. Trautman	LCB 2	P. Surtain II
QB 3	R. Wilson	RCB 23	F. Moreau
FB 20	M. Burton	S 22	K. Jackson
RB 33	J. Williams	S 31	J. Simmons

Green Bay Packers Starters

OFFENSE		DEFENSE	
WR 87	R. Doubs	DE 97	K. Clark
WR 11	J. Reed	NT 93	T. Staton
LT 63	R. Walker	OLB 91	P. Smith
LG 74	E. Jenkins	ILB 58	I. McDuffie
C 71	J. Myers	ILB 7	Q. Walker
RG 76	J. Runyan	OLB 52	R. Gary
RT 50	Z. Tom	CB 29	R. Douglas
TE 88	L. Musgrave	CB 37	C. Valentine
WR 9	C. Watson	CB 25	K. Nixon
QB 10	J. Love	S 26	D. Savage
RB 33	A. Jones	S 20	R. Ford

SCORING DRIVES

TEAM	QTR	TIME	SCORING PLAY	GB	DEN
Broncos	1	08:27	W.Lutz 32 yd. Field Goal (11-62, 6:33)	0	3
Broncos	2	13:14	W.Lutz 29 yd. Field Goal (11-70, 4:17)	0	6
Broncos	2	00:05	W.Lutz 35 yd. Field Goal (6-50, 0:36)	0	9
Packers	3	10:24	A.Carlson 29 yd. Field Goal (12-64, 4:36)	3	9
Broncos	3	06:17	C.Sutton 18 yd. pass from R.Wilson (W.Lutz kick) (7-75, 4:07)	3	16
Packers	3	01:46	R.Doubs 16 yd. pass from J.Love (A.Carlson kick) (9-75, 4:31)	10	16
Packers	4	08:31	J.Reed 4 yd. pass from J.Love (A.Carlson kick) (11-76, 6:19)	17	16
Broncos	4	03:50	W.Lutz 52 yd. Field Goal (9-41, 4:41)	17	19

GREEN BAY PACKERS

PASSING	ATT	CP	YDS	SK/YD	TD	LG	INT	RTG
Jordan Love	31	21	180	0/0	2	29	1	90.8
Dontayvion Wicks	1	1	14	0/0	0	14	0	118.8
TOTAL	32	22	194	0/0	2	29	1	92.4

RUSHING	ATT	YDS	AVG	LG	TD
AJ Dillon	15	61	4.1	15	0
Aaron Jones	8	35	4.4	11	0
Jordan Love	3	21	7.0	10	0
Emanuel Wilson	2	19	9.5	14	0
Dontayvion Wicks	1	1	1.0	1	0
TOTAL	29	137	4.7	15	0

RECEIVING	NO	YDS	AVG	LG	TD
Luke Musgrave	4	30	7.5	18	0
Christian Watson	3	27	9.0	23	0
Aaron Jones	3	22	7.3	14	0
Jayden Reed	3	21	7.0	12	1
AJ Dillon	2	34	17.0	29	0
Romeo Doubs	2	30	15.0	16	1
Emanuel Wilson	2	8	4.0	4	0
Dontayvion Wicks	1	17	17.0	17	0
Samori Toure	1	3	3.0	3	0
Ben Sims	1	2	2.0	2	0
TOTAL	22	194	8.8	29	2

TOP DEFENSE	TOT	SOLO	AST	SCK	YDS	INT
Isaiah McDuffie	10	7	3	0.0	0.0	0
Carrington Valentine	8	7	1	0.0	0.0	0
Rudy Ford	7	4	3	0.0	0.0	0

FIELD GOALS	FGM/FGA	PERCENT	RESULTS
Anders Carlson	1-2	50.0	43WL, 29G
TOTAL	1-2	50.0	

DENVER BRONCOS

PASSING	ATT	CP	YDS	SK/YD	TD	LG	INT	RTG
Russell Wilson	29	20	194	1/0	1	33	0	98.9
TOTAL	29	20	194	1/0	1	33	0	98.9

RUSHING	ATT	YDS	AVG	LG	TD
Javonte Williams	15	82	5.5	21	0
Jaleel McLaughlin	5	45	9.0	23	0
Russell Wilson	1	21	21.0	21	0
Samaje Perine	2	10	5.0	5	0
Michael Burton	1	-2	-2.0	-2	0
Marvin Mims Jr.	1	-11	-11.0	-11	0
TOTAL	25	145	5.8	23	0

RECEIVING	NO	YDS	AVG	LG	TD
Courtland Sutton	6	76	12.7	33	1
Jerry Jeudy	5	64	12.8	18	0
Samaje Perine	3	31	10.3	19	0
Javonte Williams	3	14	4.7	7	0
Adam Trautman	1	5	5.0	5	0
Nate Adkins	1	3	3.0	3	0
Jaleel McLaughlin	1	1	1.0	1	0
TOTAL	20	194	9.7	33	1

TOP DEFENSE	TOT	SOLO	AST	SCK	YDS	INT
Alex Singleton	11	6	5	0.0	0.0	0
Josey Jewell	10	5	5	0.0	0.0	0
Jonathon Cooper	6	3	3	0.0	0.0	0

FIELD GOALS	FGM/FGA	PERCENT	RESULTS
Wil Lutz	4-4	100.0	32G, 29G, 55G
TOTAL	4-4	100.0	

Team Statistics

	Packers	Broncos
First Downs	20	18
3rd-Down Eff. (Made/Att/Pct)	6/14/43%	5/12/42%
4th-Down Eff. (Made/Att/Pct)	2/2/100%	0/1/0%
Total Net Yards	331	339
Total Plays	61	55
Yards Per Play	5.4	6.2
Rushes/Net Yards	29/137	25/145
Net Passing	194	194
Pass Attempts/Completions	32/22	29/20
Had Intercepted	1	0
Sacked/Yards Lost	0/0	1/0
Punts/Average	3/51.7	3/44.0
Penalties/Yards	7/56	8/60
Fumbles/Lost	0/0	0/0
Possession Time	31:37	28:23

Lambeau Field, Sunday, Oct. 29, 2023. Attendance: 78,113. Time: 3:08. Weather: 39° F, Humidity: 62 percent, Wind: N 8 mph.

GREEN BAY, Wis. (AP) — Kirk Cousins went 23 of 31 for 274 yards and threw a pair of touchdown passes before leaving in the fourth quarter of the Vikings' 24-10 victory over the Green Bay Packers on Sunday. T.J. Hockenson and Jordan Addison had touchdown receptions less than two minutes apart early in the third quarter. Cam Akers put Minnesota ahead for good in the opening quarter by giving the Vikings their first touchdown run of the season. The Packers lost their fourth straight and continued their penchant for slow starts. Jordan Love was 24 of 41 for 229 yards with one touchdown and an interception. Anders Carlson got the Packers on the board by making a 30-yard field goal on the final play of the first half and Green Bay reached the end zone on Love's 1-yard pass to Romeo Doubs on fourth-and-goal late in the third quarter.

Minnesota Vikings Starters

OFFENSE	DEFENSE
WR 3 J. Addison	OLB 99 D. Hunter
LT 71 C. Darrisaw	OLB 98 D. Wonnunum
LG 66 D. Risner	DL 90 J. Bullard
C 56 G. Bradbury	DL 97 H. Phillips
RG 67 E. Ingram	LB 58 J. Hicks
RT 75 B. O'Neill	LB 0 I. Pace Jr.
TE 87 T. Hockenson	CB 21 A. Evans
WR 17 K. Osborn	CB 7 B. Murphy Jr.
WR 4 B. Powell	S 44 J. Metellus
QB 8 K. Cousins	S 22 H. Smith
RB 2 A. Mattison	S 24 C. Bynum

Green Bay Packers Starters

OFFENSE	DEFENSE
WR 9 C. Watson	DE 97 K. Clark
WR 11 J. Reed	NT 93 T. Slaton
LT 63 R. Walker	OLB 91 P. Smith
LG 74 E. Jenkins	ILB 59 D. Campbell
C 71 J. Myers	ILB 7 Q. Walker
RG 76 J. Runyan	OLB 52 R. Gary
RT 50 Z. Tom	CB 23 J. Alexander
TE 88 L. Musgrave	CB 29 R. Douglas
WR 87 R. Doubs	CB 25 K. Nixon
QB 10 J. Love	S 34 J. Owens
RB 33 A. Jones	S 20 R. Ford

SCORING DRIVES

TEAM	QTR	TIME	SCORING PLAY	MIN	GB
Vikings	1	01:34	C. Akers 6 yd. run (G. Joseph kick) (7-77, 4:33)	7	0
Vikings	2	10:13	G. Joseph 25 yd. Field Goal (9-73, 4:40)	10	0
Packers	2	00:00	A. Carlson 30 yd. Field Goal (14-73, 4:56)	10	3
Vikings	3	09:25	T. Hockenson 2 yd. pass from K. Cousins (G. Joseph kick) (13-75, 5:35)	17	3
Vikings	3	07:48	J. Addison 20 yd. pass from K. Cousins (G. Joseph kick) (1-20, 0:05)	24	3
Packers	3	02:39	R. Doubs 1 yd. pass from J. Love (A. Carlson kick) (14-61, 5:09)	24	10

MINNESOTA VIKINGS

PASSING	ATT	CP	YDS	SK	TD	LG	INT	RTG
Kirk Cousins	31	23	274	2/13	2	32	0	122.2
Jaren Hall	4	3	23	1/0	0	16	0	88.5
TOTAL	35	26	297	3/13	2	32	0	118.4

RUSHING	ATT	YDS	AVG	LG	TD
Alexander Mattison	16	31	1.9	10	0
Cam Akers	9	19	2.1	9	1
Kirk Cousins	2	9	4.5	7	0
Jordan Addison	1	2	2.0	2	0
Brandon Powell	1	2	2.0	2	0
Jaren Hall	2	-1	-0.5	0	0
TOTAL	31	62	2.0	10	1

RECEIVING	NO	YDS	AVG	LG	TD
K.J. Osborn	8	99	12.4	32	0
Jordan Addison	7	82	11.7	20†	1
T.J. Hockenson	6	88	14.7	23	1
Brandon Powell	1	10	10.0	10	0
Johnny Mundt	1	8	8.0	8	0
Cam Akers	1	6	6.0	6	0
C.J. Ham	1	2	2.0	2	0
Alexander Mattison	1	2	2.0	2	0
TOTAL	26	297	11.4	32	2

TOP DEFENSE	TOT	SOLO	AST	SK	YDS	INT
Josh Metellus	8	5	3	0	0	1
Jordan Hicks	8	4	4	0	0	0
Harrison Phillips	8	4	4	0	3.5	0

FIELD GOALS	FGM/FGA	PERCENT	RESULTS
Greg Joseph	1-3	33.3	42WR, 25G, 44B
TOTAL	1-3	33.0	

GREEN BAY PACKERS

PASSING	ATT	CP	YDS	SK	TD	LG	INT	RTG
Jordan Love	41	24	229	4/33	1	34	1	72.1
TOTAL	41	24	229	4/33	1	34	1	72.1

RUSHING	ATT	YDS	AVG	LG	TD
Jordan Love	4	34	8.5	15	0
Aaron Jones	7	29	4.1	7	0
AJ Dillon	6	11	1.8	7	0
TOTAL	17	74	4.4	15	0

RECEIVING	NO	YDS	AVG	LG	TD
AJ Dillon	5	41	8.2	16	0
Jayden Reed	4	83	20.8	34	0
Romeo Doubs	4	18	4.5	10	1
Aaron Jones	4	17	4.3	7	0
Christian Watson	3	33	11.0	17	0
Dontayvion Wicks	2	28	14.0	17	0
Luke Musgrave	2	9	4.5	7	0
TOTAL	24	229	9.5	34	1

TOP DEFENSE	TOT	SOLO	AST	SK	YDS	INT
De'Vondre Campbell	14	10	4	0	0	0
Quay Walker	10	7	3	0	0	0
T.J. Slaton	9	4	5	0	0	0

FIELD GOALS	FGM/FGA	PERCENT	RESULTS
Anders Carlson	1-1	100.0	30G
TOTAL	1-1	100.0	

Team Statistics

	Vikings	Packers
First Downs	24	16
3rd-Down Eff. (Made/Att/Pct)	10/18/56%	5/14/36%
4th-Down Eff. (Made/Att/Pct)	1/1/100%	1/4/25%
Total Net Yards	346	270
Total Plays	69	62
Yards Per Play	5.0	4.4
Rushes/Net Yards	31/62	17/74
Net Passing	284	196
Pass Attempts/Completions	35/26	41/24
Had Intercepted	0	1
Sacked/Yards Lost	3/13	4/33
Punts/Average	2/43.5	4/51.8
Penalties/Yards	7/35	11/99
Fumbles/Lost	1/1	2/0
Possession Time	36:22	23:38

Lambeau Field, Sunday, Nov. 5, 2023. Attendance: 77,409. Time: 3:05. Weather: 51° F, Humidity: 54 percent, Wind: S 8 mph.

GREEN BAY, Wis. (AP) — The Green Bay Packers snapped a four-game skid by beating the Los Angeles Rams, 20-3, on a rainy Sunday. Rookie tight end Luke Musgrave scored his first career touchdown on a 20-yard reception from Jordan Love and Anders Carlson went 2 of 3 on field-goal attempts for the Packers. Love went 20 of 26 for 228 yards while Aaron Jones ran for 73 yards on 20 carries to lead Green Bay's 184-yard ground attack. Jones put the Packers ahead for good with a 3-yard touchdown run early in the second quarter. With Brett Rypien starting in Matthew Stafford's place, the Rams failed to reach the end zone. Rypien went 13 of 28 for 130 yards with an interception, and the Rams lost one of his two fumbles. Jones' touchdown followed one of Rypien's turnovers. Jonathan Owens sacked him and forced a fumble that De'Vondre Campbell recovered at the Rams' 41-yard line. Anthony Johnson Jr., who had played just eight defensive snaps all season before Sunday, intercepted a pass that teammate Jaire Alexander deflected to set up a fourth-quarter field goal. The Rams' only points came on Lucas Havrisik's 52-yard field goal late in the second quarter.

Los Angeles Rams Starters

OFFENSE	DEFENSE
WR 17 P. Nacua	DE 92 J. Williams
TE 89 T. Higbee	NT 91 K. Turner
LT 77 A. Jackson	DT 99 A. Donald
LG 73 S. Avila	OLB 0 B. Young
C 65 C. Shelton	OLB 97 M. Hoecht
RG 69 K. Dotson	ILB 59 T. Reeder
RT 70 J. Noteboom	CB 14 C. Durant
WR 10 C. Kupp	CB 44 A. Witherspoon
WR 5 T. Atwell	S 37 Q. Lake
QB 11 B. Rypien Jr.	S 2 R. Yeast
RB 27 D. Henderson Jr.	S 4 J. Fuller

Green Bay Packers Starters

OFFENSE	DEFENSE
WR 9 C. Watson	DE 97 K. Clark
WR 11 J. Reed	NT 93 T. Slaton
LT 73 Y. Nijman	OLB 91 P. Smith
LG 74 E. Jenkins	ILB 59 D. Campbell
C 71 J. Myers	ILB 58 I. McDuffie
RG 76 J. Runyan	OLB 52 R. Gary
RT 50 Z. Tom	CB 23 J. Alexander
TE 88 L. Musgrave	CB 37 C. Valentine
WR 87 R. Doubs	CB 25 K. Nixon
QB 10 J. Love	S 34 J. Owens
RB 33 A. Jones	S 36 A. Johnson Jr.

SCORING DRIVES

TEAM	QTR	TIME	SCORING PLAY	LAR	GB
Packers	2	14:19	A. Jones 3 yd. run (A. Carlson kick) (7-41, 4:05)	0	7
Rams	2	01:42	L. Havrisik 52 yd. Field Goal (13-56, 5:46)	3	10
Packers	3	02:10	A. Carlson 26 yd. Field Goal (7-53, 4:19)	3	13
Packers	4	09:08	A. Carlson 34 yd. Field Goal (7-34, 4:15)	3	13
Packers	4	03:41	L. Musgrave 20 yd. pass from J. Love (A. Carlson kick) (8-72, 4:45)	3	20

LOS ANGELES RAMS

PASSING	ATT	CP	YDS	SK/YD	TD	LG	INT	RTG
Brett Rypien	28	13	130	1/11	0	34	1	45.2
TOTAL	28	13	130	1/11	0	34	1	45.2

RUSHING	ATT	YDS	AVG	LG	TD
Royce Freeman	12	32	2.7	7	0
Darrell Henderson Jr.	10	19	1.9	6	0
Brett Rypien	3	19	6.3	8	0
Ben Skowronek	1	-2	-2.0	-2	0
TOTAL	26	68	2.6	8	0

RECEIVING	NO	YDS	AVG	LG	TD
Tutu Atwell	4	13	3.3	5	0
Puka Nacua	3	32	10.7	18	0
Cooper Kupp	2	48	24.0	34	0
Darrell Henderson Jr.	2	16	8.0	8	0
Demarcus Robinson	1	15	15.0	15	0
Austin Trammell	1	6	6.0	6	0
TOTAL	13	130	10.0	34	0

TOP DEFENSE	TOT	SOLO	AST	SCK	YDS	INT
Byron Young	10	8	2	2.0	10.0	0
Kobie Turner	10	7	3	1.0	7.0	0
Russ Yeast	7	4	3	0.0	0.0	0

FIELD GOALS	FGM/FGA	PERCENT	RESULTS
Lucas Havrisik	1-2	50.0	52G, 49WR
TOTAL	1-2	50.0	

GREEN BAY PACKERS

PASSING	ATT	CP	YDS	SK/YD	TD	LG	INT	RTG
Jordan Love	26	20	228	4/21	1	37	0	115.5
TOTAL	26	20	228	4/21	1	37	0	115.5

RUSHING	ATT	YDS	AVG	LG	TD
Aaron Jones	20	73	3.7	9	1
Emanuel Wilson	4	43	10.8	31	0
AJ Dillon	9	40	4.4	12	0
Jayden Reed	1	21	21.0	21	0
Jordan Love	4	7	1.8	8	0
TOTAL	38	184	4.8	31	1

RECEIVING	NO	YDS	AVG	LG	TD
Dontayvion Wicks	4	49	12.3	18	0
Aaron Jones	4	26	6.5	13	0
Luke Musgrave	3	51	17.0	25	1
Romeo Doubs	3	36	12.0	17	0
Jayden Reed	3	19	6.3	11	0
Christian Watson	1	37	37.0	37	0
Josiah Deguara	1	7	7.0	7	0
AJ Dillon	1	3	3.0	3	0
TOTAL	20	228	11.4	37	1

TOP DEFENSE	TOT	SOLO	AST	SCK	YDS	INT
Jonathan Owens	8	4	4	1.0	11.0	0
Jaire Alexander	7	6	1	0.0	0.0	0
Isaiah McDuffie	7	6	1	0.0	0.0	0

FIELD GOALS	FGM/FGA	PERCENT	RESULTS
Anders Carlson	2-3	66.7	48WL, 26G, 34G
TOTAL	2-3	66.0	

Team Statistics

	Rams	Packers
First Downs	10	21
3rd-Down Eff. (Made/Att/Pct)	5/14/36%	7/14/50%
4th-Down Eff. (Made/Att/Pct)	0/2/0%	1/1/100%
Total Net Yards	187	391
Total Plays	55	68
Yards Per Play	3.4	5.8
Rushes/Net Yards	26/68	38/184
Net Passing	119	207
Pass Attempts/Completions	28/13	26/20
Had Intercepted	1	0
Sacked/Yards Lost	1/11	4/21
Punts/Average	5/44.8	4/43.5
Penalties/Yards	5/36	8/57
Fumbles/Lost	2/1	3/2
Possession Time	24:44	35:16

WEEK 10

PITTSBURGH 23, GREEN BAY 19

Acrisure Stadium, Sunday, Nov. 12, 2023. Attendance: 67,617. **Time:** 3:08. **Weather:** 50° F, **Humidity:** 58 percent, **Wind:** NE 5 mph.

PITTSBURGH (AP) — Jordan Love completed 21 of 40 passes for 289 yards and two touchdowns for Green Bay, but the Packers fell to the Steelers, 23-19, on Sunday. Jaylen Warren ran for a career-high 101 yards and a touchdown while he and Najee Harris combined for 206 of Pittsburgh's 324 total yards. Love connected with Romeo Doubs for Green Bay's first points of the game. AJ Dillon rushed for 70 yards on nine carries and ripped off a career-long run of 40 yards to set up a 35-yard touchdown pass from Love to Jayden Reed in the second quarter. Anders Carlson made back-to-back field goals in the third quarter to give the Packers their first lead of the game, but Pittsburgh also made back-to-back field goals to regain the lead and help the Steelers improve to 3-1 since their bye week. Green Bay outgained Pittsburgh by 75 yards, making the Steelers the first team to be outgained in their first nine games and still have a winning record.

Pittsburgh Steelers Starters

OFFENSE		DEFENSE	
WR 14	G. Pickens	DE 99	L. Ogunjobi
LT 65	D. Moore Jr.	DT 97	C. Heyward
LG 73	I. Seumalo	NT 95	K. Benton
C 61	M. Cole	LOLB 90	T. Watt
RG 78	J. Daniels	LILB 54	K. Alexander
RT 77	B. Jones	RILB 50	E. Roberts
RB 22	N. Harris	ROLB 56	A. Highsmith
QB 8	K. Pickett	LCB 20	P. Peterson
WR 11	A. Robinson II	SS 23	D. Kazez
WR 18	D. Johnson	FS 31	K. Neal
TE 80	D. Washington	RCB 24	J. Porter Jr.

Green Bay Packers Starters

OFFENSE		DEFENSE	
WR 9	C. Watson	DE 97	K. Clark
WR 87	R. Doubs	NT 93	T. Slaton
LT 63	R. Walker	OLB 91	P. Smith
LG 74	E. Jenkins	ILB 59	D. Campbell
C 71	J. Myers	ILB 58	I. McDuffie
RG 76	J. Runyan	OLB 52	R. Gary
RT 50	Z. Tom	CB 26	C. Ballentine
TE 88	L. Musgrave	CB 37	C. Valentine
TE 85	T. Kraft	CB 25	K. Nixon
QB 10	J. Love	S 34	J. Owens
RB 33	A. Jones	S 20	R. Ford

SCORING DRIVES

TEAM	QTR	TIME	SCORING PLAY	GB	PIT
Steelers	1	10:01	N. Harris 4 yd. run (C. Boswell kick) (9-75, 4:59)	0	7
Packers	1	04:42	R. Doubs 8 yd. pass from J. Love (A. Carlson kick) (10-69, 5:19)	7	7
Steelers	2	14:12	J. Warren 16 yd. run (C. Boswell kick) (11-60, 5:30)	7	14
Steelers	2	08:08	C. Boswell 42 yd. Field Goal (8-30, 4:58)	7	17
Packers	2	04:14	J. Reed 35 yd. pass from J. Love (kick blocked) (7-87, 3:54)	13	17
Packers	3	09:08	A. Carlson 31 yd. Field Goal (11-31, 5:52)	16	17
Packers	3	03:04	A. Carlson 28 yd. Field Goal (9-68, 4:06)	19	17
Steelers	3	01:05	C. Boswell 49 yd. Field Goal (5-35, 1:59)	19	20
Steelers	4	05:14	C. Boswell 35 yd. Field Goal (8-49, 4:10)	19	23

GREEN BAY PACKERS

PASSING	ATT	CP	YDS	SK/YD	TD	LG	INT	RTG
Jordan Love	40	21	289	1/6	2	46	2	71.8
TOTAL	40	21	289	1/6	2	46	2	71.8

RUSHING	ATT	YDS	AVG	LG	TD
AJ Dillon	9	70	7.8	40	0
Aaron Jones	13	35	2.7	9	0
Jordan Love	2	11	5.5	8	0
TOTAL	24	116	4.8	40	0

RECEIVING	NO	YDS	AVG	LG	TD
Jayden Reed	5	84	16.8	46	1
Aaron Jones	4	19	4.8	12	0
Dontayvion Wicks	3	51	17.0	32	0
Romeo Doubs	3	31	10.3	20	1
Luke Musgrave	2	64	32.0	36	0
Christian Watson	2	23	11.5	14	0
AJ Dillon	1	11	11.0	11	0
Tucker Kraft	1	6	6.0	6	0
TOTAL	21	289	13.8	46	2

TOP DEFENSE	TOT	SOLO	AST	SCK	YDS	INT
Rudy Ford	10	7	3	0.0	0.0	0
Isaiah McDuffie	10	7	3	0.0	0.0	0
Jonathan Owens	8	7	1	0.0	0.0	0

FIELD GOALS	FGM/FGA	PERCENT	RESULTS
Anders Carlson	2-2	100.0	31G, 28G
TOTAL	2-2	100.0	

PITTSBURGH STEELERS

PASSING	ATT	CP	YDS	SK/YD	TD	LG	INT	RTG
Kenny Pickett	23	14	126	1/7	0	28	0	75.6
TOTAL	23	14	126	1/7	0	28	0	75.6

RUSHING	ATT	YDS	AVG	LG	TD
Jaylen Warren	15	101	6.7	20	1
Najee Harris	16	82	5.1	24	1
Kenny Pickett	4	16	4.0	11	0
Calvin Austin III	1	6	6.0	6	0
TOTAL	36	205	5.7	24	2

RECEIVING	NO	YDS	AVG	LG	TD
George Pickens	3	45	15.0	28	0
Connor Heyward	3	32	10.7	13	0
Najee Harris	3	14	4.7	8	0
Jaylen Warren	2	9	4.5	6	0
Diontae Johnson	1	17	17.0	17	0
Darnell Washington	1	6	6.0	6	0
Calvin Austin III	1	3	3.0	3	0
TOTAL	14	126	9.0	28	0

TOP DEFENSE	TOT	SOLO	AST	SCK	YDS	INT
T.J. Watt	8	7	1	1.0	6.0	0
Eldon Roberts	8	6	2	0.0	0.0	0
Keanu Neal	8	4	4	0.0	0.0	1

FIELD GOALS	FGM/FGA	PERCENT	RESULTS
Chris Boswell	3-3	100.0	42G, 49G, 35G
TOTAL	3-3	100.0	

Team Statistics

	Packers	Steelers
First Downs	17	21
3rd-Down Eff. (Made/Att/Pct)	8/16/50%	4/13/31%
4th-Down Eff. (Made/Att/Pct)	2/2/100%	1/1/100%
Total Net Yards	399	324
Total Plays	65	60
Yards Per Play	6.1	5.4
Rushes/Net Yards	24/116	36/205
Net Passing	283	119
Pass Attempts/Completions	40/21	23/14
Had Intercepted	2	0
Sacked/Yards Lost	1/6	1/7
Punts/Average	4/44.8	5/44.8
Penalties/Yards	5/32	3/27
Fumbles/Lost	2/0	0/0
Possession Time	29:27	30:33

Lambeau Field, Sunday, Nov. 19, 2023. Attendance: 77,432. Time: 3:08. Weather: 45° F, Humidity: 55 percent, Wind: E 5 mph.

GREEN BAY, Wis. (AP) — With Green Bay down to one healthy running back, Jordan Love realized the Packers' hopes likely rested on his right arm. Love threw for 322 yards and found Romeo Doubs for a 24-yard touchdown with 2:33 left to give Green Bay a 23-20 victory over the Los Angeles Chargers on Sunday. Love went 27 of 40 with two touchdowns and became the first Packer to throw for more than 300 yards since Aaron Rodgers had a 341-yard day against the Chicago Bears on Dec. 12, 2021. Love's other touchdown pass was an 11-yarder to Christian Watson with four seconds left in the third quarter. Justin Herbert was 21 of 36 for 260 yards with two touchdowns. He connected with Stone Smartt for a 51-yard score in the second quarter, less than three minutes after Green Bay's Jayden Reed scored on a 32-yard rush. Herbert threw a 10-yard touchdown pass to Keenan Allen on third-and-9 to give the Chargers a 20-16 lead with 5:24 remaining. The Chargers had a final chance when they got the ball at their own 20 with no timeouts and less than 1½ minutes left. Kenny Clark batted down a pass by Herbert on fourth-and-1 from the Los Angeles 35 to put the game away.

Los Angeles Chargers Starters

OFFENSE	DEFENSE
WR 13 K. Allen	EDGE 52 K. Mack
LT 70 R. Slater	DL 98 A. Johnson
LG 77 Z. Johnson	DL 51 S. Joseph-Day
C 76 W. Clapp	EDGE 97 J. Bosa
RG 68 J. Salyer	LB 6 E. Kendricks
RT 79 T. Pipkins III	LB 9 K. Murray Jr.
TE 84 S. Smartt	CB 43 M. Davis
WR 1 Q. Johnston	S 3 D. James Jr.
WR 82 A. Erickson	S 32 A. Gilman
QB 10 J. Herbert	S 20 D. Marlowe
RB 30 A. Ekeler	CB 26 A. Samuel Jr.

Green Bay Packers Starters

OFFENSE	DEFENSE
WR 9 C. Watson	DE 97 K. Clark
WR 11 J. Reed	NT 93 T. Slaton
LT 63 R. Walker	OLB 91 P. Smith
LG 74 E. Jenkins	ILB 59 D. Campbell
C 71 J. Myers	ILB 7 Q. Walker
RG 76 J. Runyan	OLB 52 R. Gary
RT 50 Z. Tom	CB 26 C. Ballentine
TE 88 L. Musgrave	CB 37 C. Valentine
WR 87 R. Doubs	CB 25 K. Nixon
QB 10 J. Love	S 34 J. Owens
RB 33 A. Jones	S 36 A. Johnson Jr.

SCORING DRIVES

TEAM	QTR	TIME	SCORING PLAY	LAC	GB
Chargers	1	01:22	C.Dicker 25 yd. Field Goal (12-79, 6:38)	3	0
Packers	2	14:53	J.Reed 32 yd. run (A.Carlson kick) (6-69, 1:29)	3	7
Chargers	2	12:16	S.Smartt 51 yd. pass from J.Herbert (C.Dicker kick) (6-75, 2:37)	10	7
Packers	2	00:07	A.Carlson 28 yd. Field Goal (16-71, 5:44)	10	10
Chargers	3	10:44	C.Dicker 26 yd. Field Goal (10-71, 4:16)	13	10
Packers	3	00:04	C.Watson 11 yd. pass from J.Love (kick failed, wr) (5-70, 2:21)	13	16
Chargers	4	05:24	K.Allen 10 yd. pass from J.Herbert (C.Dicker kick) (11-63, 5:36)	20	16
Packers	4	02:33	R.Doubs 24 yd. pass from J.Love (A.Carlson kick) (6-75, 2:51)	20	23

LOS ANGELES CHARGERS

PASSING	ATT	CP	YDS	SK/YD	TD	LG	INT	RTG
Justin Herbert	36	21	260	2/16	2	51T	0	99.3
TOTAL	36	21	260	2/16	2	51T	0	99.3

RUSHING	ATT	YDS	AVG	LG	TD
Justin Herbert	8	73	9.1	28	0
Austin Ekeler	10	64	6.4	37	0
Joshua Kelley	6	13	2.2	7	0
TOTAL	24	150	6.3	37	0

RECEIVING	NO	YDS	AVG	LG	TD
Keenan Allen	10	116	11.6	38	1
Donald Parham Jr.	4	57	14.3	21	0
Quentin Johnston	2	21	10.5	17	0
Austin Ekeler	2	6	3.0	6	0
Stone Smartt	1	51	51.0	51T	1
Alex Erickson	1	12	12.0	12	0
Derius Davis	1	-3	-3.0	-3	0
TOTAL	21	260	12.4	51T	2

TOP DEFENSE	TOT	SOLO	AST	SCK	YDS	INT
Kenneth Murray Jr.	10	6	4	0.0	0.0	0
Alohi Gilman	9	6	3	0.0	0.0	0
Eric Kendricks	9	6	3	0.0	0.0	0

FIELD GOALS	FGM/FGA	PERCENT	RESULTS
Cameron Dicker	2-2	100.0	25G, 26G
TOTAL	2-2	100.0	

GREEN BAY PACKERS

PASSING	ATT	CP	YDS	SK/YD	TD	LG	INT	RTG
Jordan Love	40	27	322	3/27	2	35	0	108.5
TOTAL	40	27	322	3/27	2	35	0	108.5

RUSHING	ATT	YDS	AVG	LG	TD
Jayden Reed	3	46	15.3	32T	1
AJ Dillon	14	29	2.1	6	0
Aaron Jones	4	14	3.5	9	0
Emanuel Wilson	3	12	4.0	5	0
Christian Watson	1	1	1.0	1	0
Jordan Love	3	0	0.0	1	0
TOTAL	28	102	3.6	32T	1

RECEIVING	NO	YDS	AVG	LG	TD
Romeo Doubs	5	53	10.6	24T	1
Jayden Reed	4	46	11.5	19	0
AJ Dillon	4	32	8.0	20	0
Luke Musgrave	4	28	7.0	11	0
Dontayvion Wicks	3	91	30.3	35	0
Tucker Kraft	2	32	16.0	27	0
Christian Watson	2	21	10.5	11T	1
Emanuel Wilson	1	9	9.0	9	0
Malik Heath	1	7	7.0	7	0
Aaron Jones	1	3	3.0	3	0
TOTAL	27	322	11.9	35	2

TOP DEFENSE	TOT	SOLO	AST	SCK	YDS	INT
Jonathan Owens	8	4	4	0.0	0.0	0
De'Vondre Campbell	7	6	1	0.0	0.0	0
Keisean Nixon	7	6	1	0.0	0.0	0

FIELD GOALS	FGM/FGA	PERCENT	RESULTS
Anders Carlson	1-2	50.0	52WR, 28G
TOTAL	1-2	50.0	

Team Statistics

	Chargers	Packers
First Downs	17	23
3rd-Down Eff. (Made/Att/Pct)	7/14/50%	7/14/50%
4th-Down Eff. (Made/Att/Pct)	0/2/0%	0/1/0%
Total Net Yards	394	397
Total Plays	62	71
Yards Per Play	6.4	5.6
Rushes/Net Yards	24/150	28/102
Net Passing	244	295
Pass Attempts/Completions	36/21	40/27
Had Intercepted	0	0
Sacked/Yards Lost	2/16	3/27
Punts/Average	3/47.7	4/48.3
Penalties/Yards	4/54	7/46
Fumbles/Lost	2/1	3/0
Possession Time	28:02	31:58

Ford Field, Thursday, Nov. 23, 2023. Attendance: 66,476. Time: 3:07. Weather: Indoors.

DETROIT (AP) — Jordan Love set the tone with a 53-yard pass to Christian Watson on the game's first play and finished with a career-high-tying three touchdowns, leading Green Bay to a 29-22 win over the NFC North-leading Lions on Thursday. The Packers took advantage of Jared Goff's career-high three fumbles — Jonathan Owens returned one for a score in the first quarter — and Dan Campbell's aggressiveness on fourth down. Rashan Gary led Green Bay's dominant performance on defense with a career-high two forced fumbles, recovering one of them, and tied a career high with three sacks and seven tackles. Love was 22 of 32 for 268 yards with three touchdowns, including two in the first quarter to rookies Jayden Reed and Tucker Kraft. Love had a career-long 37-yard run on a read-option play on third down late in the fourth quarter to seal the win. Goff finished 29 of 44 for 332 yards with two touchdowns, including one on a 7-yard pass to Sam LaPorta on the Lions' first drive. Goff pulled Detroit within seven points with a 12-yard touchdown pass to Josh Reynolds and two-point conversion pass to La Porta with 41 seconds left, but couldn't get closer.

Detroit Lions Starters

OFFENSE	DEFENSE
WR 9 J. Williams	DL 97 A. Hutchinson
WR 14 A. St. Brown	DL 54 A. McNeill
WR 68 T. Decker	DL 93 J. Paschal
LT 75 C. Sorsdal	DL 90 Q. Bohanna
LT 77 F. Ragnow	LB 46 J. Campbell
LG 60 G. Glasgow	LB 34 A. Anzalone
LG 58 P. Sewell	CB 1 C. Sutton
C 87 S. LaPorta	CB 23 J. Jacobs
C 89 B. Wright	S 21 T. Walker
C 16 J. Goff	S 31 K. Joseph
RG 5 D. Montgomery	DB 32 B. Branch

Green Bay Packers Starters

OFFENSE	DEFENSE
WR 87 R. Doubs	DE 97 K. Clark
WR 11 J. Reed	NT 93 T. Slaton
LT 63 R. Walker	DE 95 D. Wyatt
LG 74 E. Jenkins	OLB 91 P. Smith
C 71 J. Myers	ILB 58 I. McDuffie
RG 76 J. Rummyan	ILB 7 Q. Walker
RT 50 Z. Tom	OLB 52 R. Gary
TE 85 T. Kraft	CB 26 C. Ballentine
WR 9 C. Watson	CB 37 C. Valentine
QB 10 J. Love	S 34 J. Owens
RB 28 A. Dillon	S 36 A. Johnson Jr.

SCORING DRIVES

TEAM	QTR	TIME	SCORING PLAY	QB	DET
Packers	1	12:16	J. Reed 10 yd. pass from J. Love (A. Carlson kick) (5-75, 2:44)		7 0
Lions	1	08:30	S. LaPorta 7 yd. pass from J. Goff (kick failed, wr) (7-73, 3:46)		7 6
Packers	1	03:08	T. Kraft 9 yd. pass from J. Love (A. Carlson kick) (10-75, 5:22)		14 6
Packers	1	02:12	J. Owens 27 yd. fumble return (kick failed, wr)		20 6
Packers	2	05:56	A. Carlson 43 yd. Field Goal (9-62, 4:42)		23 6
Lions	3	11:46	D. Montgomery 6 yd. run (D. Montgomery run) (7-72, 3:14)		23 14
Packers	3	03:30	C. Watson 16 yd. pass from J. Love (pass failed) (3-23, 1:57)		29 14
Lions	4	00:41	J. Reynolds 12 yd. pass from J. Goff (J. Goff-S. LaPorta pass) (12-91, 2:05)		29 22

GREEN BAY PACKERS

PASSING	ATT	CP	YDS	SK	YD	LG	INT	RTG
Jordan Love	32	22	268	0/0	3	53	0	125.5
TOTAL	32	22	268	0/0	3	53	0	125.5

RUSHING	ATT	YDS	AVG	LG	TD
AJ Dillon	14	43	3.1	17	0
Jordan Love	3	39	13.0	37	0
Jayden Reed	2	16	8.0	15	0
Patrick Taylor	3	11	3.7	5	0
TOTAL	22	109	5.0	37	0

RECEIVING	NO	YDS	AVG	LG	TD
Christian Watson	5	94	18.8	53	1
Malik Heath	4	46	11.5	16	0
Jayden Reed	4	34	8.5	14	1
AJ Dillon	3	38	12.7	22	0
Romeo Doubs	3	37	12.3	16	0
Tucker Kraft	2	15	7.5	9t	1
Patrick Taylor	1	4	4.0	4	0
TOTAL	22	268	12.2	53	3

TOP DEFENSE	TOT	SOLO	AST	SCK	YDS	INT
Jonathan Owens	12	8	4	0.0	0.0	0
Isaiah McDuffie	11	5	6	0.0	0.0	0
Anthony Johnson Jr.	8	7	1	0.0	0.0	0

FIELD GOALS	FGM/FGA	PERCENT	RESULTS
Anders Carlson	1-2	50.0	43G, 63SH
TOTAL	1-2	50.0	

DETROIT LIONS

PASSING	ATT	CP	YDS	SK	YD	LG	INT	RTG
Jared Goff	44	29	332	3/8	2	38	0	103.6
TOTAL	44	29	332	3/8	2	38	0	103.6

RUSHING	ATT	YDS	AVG	LG	TD
David Montgomery	15	71	4.7	15	1
Jahmyr Gibbs	11	54	4.9	23	0
Jared Goff	3	9	3.0	4	0
Kalif Raymond	1	6	6.0	6	0
Jalen Reeves-Maybin	1	0	0.0	0	0
TOTAL	31	140	4.5	23	1

RECEIVING	NO	YDS	AVG	LG	TD
Amon-Ra St. Brown	9	95	10.6	28	0
Kalif Raymond	5	90	18.0	24	0
Sam LaPorta	5	47	9.4	31	1
Jahmyr Gibbs	4	19	4.8	7	0
Jameson Williams	2	51	25.5	38	0
Josh Reynolds	2	15	7.5	12t	1
Brock Wright	1	9	9.0	9	0
Malcolm Rodriguez	1	6	6.0	6	0
TOTAL	29	332	11.4	38	2

TOP DEFENSE	TOT	SOLO	AST	SCK	YDS	INT
Brian Branch	8	3	5	0.0	0.0	0
Jerry Jacobs	7	7	0	0.0	0.0	0
Tracy Walker	6	5	1	0.0	0.0	0

FIELD GOALS	FGM/FGA	PERCENT	RESULTS
			No Field Goals

Team Statistics

	Packers	Lions
First Downs	17	25
3rd-Down Eff. (Made/Att/Pct)	5/11/45%	7/15/47%
4th-Down Eff. (Made/Att/Pct)	0/1/0%	1/5/20%
Total Net Yards	377	464
Total Plays	54	78
Yards Per Play	7.0	5.9
Rushes/Net Yards	22/109	31/140
Net Passing	268	324
Pass Attempts/Completions	32/22	44/29
Had Intercepted	0	0
Sacked/Yards Lost	0/0	3/8
Punts/Average	4/38.0	2/41.5
Penalties/Yards	7/60	7/51
Fumbles/Lost	0/0	3/3
Possession Time	28:04	31:56

Lambeau Field, Sunday, Dec. 3, 2023. Attendance: 78,124. Time: 3:05. Weather: 31° F, Humidity: 85 percent, Wind: N 9 mph.

GREEN BAY, Wis. (AP) — Jordan Love showed the Kansas City Chiefs just how much he's learned since the last time he faced them. Love connected with Christian Watson on two of his three touchdown passes and the resurgent Green Bay Packers won their third straight game, 27-19, over Patrick Mahomes and the Kansas City Chiefs on Sunday night. Love went 25 of 36 for 267 yards. Tight end Ben Sims had a 1-yard catch for his first career touchdown, and Love added TD passes of 9 and 12 yards to Watson. Mahomes was 21 of 33 for 210 yards with a touchdown pass and an interception for the Super Bowl champion Chiefs. The Packers scored touchdowns on three of their first four drives and never trailed, with their defense making two big stops in the last 5½ minutes. Green Bay knocked down Mahomes' pass into the end zone on the game's final play. The Packers improved their December record to 16-0 under head coach Matt LaFleur. The only team ever to win more consecutive December games was the San Diego Chargers with 18 straight from 2006-09, before their move to Los Angeles.

Kansas City Chiefs Starters

OFFENSE	DEFENSE
TE 87 T. Kelce	DE 51 M. Danna
LT 79 D. Smith	DE 56 G. Karlaftis
LG 62 J. Thuney	DT 95 C. Jones
C 52 C. Humphrey	DT 91 D. Nnadi
RG 65 T. Smith	DB 27 C. Conner
RT 74 J. Taylor	LB 23 D. Tranquill
WR 4 R. Rice	LB 50 W. Gay
WR 24 S. Moore	CB 38 L. Sneed
WR 84 J. Watson	CB 22 T. McDuffie
QB 15 P. Mahomes	S 20 J. Reid
RB 10 I. Pacheco	S 6 B. Cook

Green Bay Packers Starters

OFFENSE	DEFENSE
WR 9 C. Watson	DE 97 K. Clark
WR 11 J. Reed	NT 93 T. Slaton
LT 63 R. Walker	OLB 91 P. Smith
LG 74 E. Jenkins	ILB 59 D. Campbell
C 71 J. Myers	ILB 7 Q. Walker
RG 76 J. Runyan	OLB 52 R. Gary
RT 50 Z. Tom	CB 26 C. Ballentine
TE 85 T. Kraft	CB 37 C. Valentine
WR 87 R. Doubs	CB 25 K. Nixon
QB 10 J. Love	S 34 J. Owens
RB 28 A. Dillon	S 26 D. Savage

SCORING DRIVES

TEAM	QTR	TIME	SCORING PLAY	KC	GB
Packers	1	07:13	B.Sims 1 yd. pass from J.Love (A.Carlson kick) (13-75, 7:47)	0	7
Chiefs	1	00:00	H.Butker 34 yd. Field Goal (13-60, 7:13)	3	14
Packers	2	10:39	C.Watson 9 yd. pass from J.Love (A.Carlson kick) (8-75, 4:21)	6	14
Chiefs	2	02:19	H.Butker 34 yd. Field Goal (14-59, 8:20)	12	14
Chiefs	3	09:39	I.Pacheco 1 yd. run (run failed) (9-75, 5:21)	12	21
Packers	3	05:23	C.Watson 12 yd. pass from J.Love (A.Carlson kick) (7-67, 4:16)	19	21
Chiefs	4	14:51	N.Gray 2 yd. pass from P.Mahomes (H.Butker kick) (11-66, 5:32)	19	27
Packers	4	06:03	A.Carlson 40 yd. Field Goal (11-55, 4:38)	19	24
Packers	4	01:09	A.Carlson 48 yd. Field Goal (11-35, 4:05)	19	27

KANSAS CITY CHIEFS

PASSING	ATT	CP	YDS	SK/YD	TD	LG	INT	RTG
Patrick Mahomes	33	21	210	3/21	1	27	1	79.1
TOTAL	33	21	210	3/21	1	27	1	79.1

RUSHING	ATT	YDS	AVG	LG	TD
Isiah Pacheco	18	110	6.1	26	1
Patrick Mahomes	4	26	6.5	10	0
Clyde Edwards-Helaire	2	6	3.0	5	0
Kadarius Toney	1	6	6.0	6	0
TOTAL	25	148	5.9	26	1

RECEIVING	NO	YDS	AVG	LG	TD
Rashee Rice	8	64	8.0	13	0
Travis Kelce	4	81	20.3	27	0
Isiah Pacheco	3	13	4.3	7	0
Marquez Valdes-Scantling	2	25	12.5	16	0
Richie James	1	12	12.0	12	0
Clyde Edwards-Helaire	1	8	8.0	8	0
Sky Moore	1	5	5.0	5	0
Noah Gray	1	2	2.0	2	1
TOTAL	21	210	10.0	27	1

TOP DEFENSE	TOT	SOLO	AST	SCK	YDS	INT
Justin Reid	10	9	1	0	0.0	0
Jack Cochrane	7	7	0	0.0	0.0	0
Bryan Cook	7	6	1	0.0	0.0	0

FIELD GOALS	FGM/FGA	PERCENT	RESULTS
Harrison Butker	2-2	100.0	34G, 34G
TOTAL	2-2	100.0	

GREEN BAY PACKERS

PASSING	ATT	CP	YDS	SK/YD	TD	LG	INT	RTG
Jordan Love	36	25	267	2/14	3	33	0	118.6
TOTAL	36	25	267	2/14	3	33	0	118.6

RUSHING	ATT	YDS	AVG	LG	TD
AJ Dillon	18	73	4.1	10	0
Patrick Taylor	2	29	14.5	24	0
Christian Watson	2	15	7.5	13	0
Jordan Love	2	10	5.0	8	0
James Robinson	1	2	2.0	2	0
TOTAL	25	129	5.2	24	0

RECEIVING	NO	YDS	AVG	LG	TD
Christian Watson	7	71	10.1	19	2
Romeo Doubs	4	72	18.0	33	0
Jayden Reed	4	16	4.0	9	0
Dontayvion Wicks	3	43	14.3	27	0
Tucker Kraft	3	37	12.3	19	0
Malik Heath	1	15	15.0	15	0
AJ Dillon	1	14	14.0	14	0
Ben Sims	1	1	1.0	1	1
James Robinson	1	-2	-2.0	-2	0
TOTAL	25	267	10.7	33	3

TOP DEFENSE	TOT	SOLO	AST	SCK	YDS	INT
Quay Walker	13	4	9	0.0	0.0	0
Corey Ballentine	10	5	5	0.0	0.0	0
Jonathan Owens	5	5	0	0.0	0.0	0

FIELD GOALS	FGM/FGA	PERCENT	RESULTS
Anders Carlson	2-2	100.0	40G, 48G
TOTAL	2-2	100.0	

Team Statistics

	Chiefs	Packers
First Downs	25	24
3rd-Down Eff. (Made/Att/Pct)	7/11/64%	5/10/50%
4th-Down Eff. (Made/Att/Pct)	0/1/0%	1/1/100%
Total Net Yards	337	382
Total Plays	61	63
Yards Per Play	5.5	6.1
Rushes/Net Yards	25/148	25/129
Net Passing	189	253
Pass Attempts/Completions	33/21	36/25
Had Intercepted	1	0
Sacked/Yards Lost	3/21	2/14
Punts/Average	1/57.0	2/38.0
Penalties/Yards	5/50	7/63
Fumbles/Lost	0/0	0/0
Possession Time	29:28	30:32

MetLife Stadium, Monday, Dec. 11, 2023. Attendance: 76,637. Time: 3:07. Weather: 39° F, Humidity: 50 percent, Wind: NW 14 mph.

EAST RUTHERFORD, N.J. (AP) — The New York Giants had the ball late in the game, with a chance to rally for an improbable win. That's when Tommy DeVito delivered — again. DeVito threw a 32-yard pass to Wan'Dale Robinson to set up Randy Bullock's 37-yard field goal as time expired, and the Giants beat Green Bay, 24-22, on Monday night to hand the Packers their first December loss since Matt LaFleur took over as coach in 2019. The Giants went 57 yards in eight plays after Jordan Love threw a 6-yard touchdown pass to Malik Heath with 1:33 to play. Green Bay then tried a two-point conversion, but Jayden Reed was stopped by linebacker Bobby Okereke. The go-ahead TD was set up by a Saquon Barkley fumble. DeVito rushed for 71 yards and threw an 8-yard TD pass to Isaiah Hodgins while leading four scoring drives, two of them capped by Barkley runs of 5 and 1 yards. The Giants defense forced three turnovers. Reed scored on a 16-yard run and Anders Carlson kicked field goals of 36, 32 and 48 yards for the Packers, who had won three in a row. Green Bay and New York scored touchdowns on consecutive series early in the game. Reed scored on a 16-yard sweep late in the first quarter. It came one play after Love hit running back AJ Dillon on a 35-yard pass play.

New York Giants Starters

OFFENSE		DEFENSE	
WR 17	W. Robinson	DL 97	D. Lawrence II
WR 86	D. Slayton	DL 91	A. Robinson
WR 13	J. Hyatt	DE 51	A. Ojulari
TE 82	D. Bellinger	RUSH 5	K. Thibodeaux
LT 78	A. Thomas	MLB 58	B. Okereke
LG 67	J. Pugh	WILL 41	M. McFadden
C 61	J. Schmitz Jr.	LCB 22	A. Jackson
RG 68	B. Bredeson	RCB 3	D. Banks
RT 79	T. Phillips	NCB 28	C. Flott
QB 15	T. DeVito	SS 27	J. Pinnock
RB 26	S. Barkley	FS 29	X. McKinney

Green Bay Packers Starters

OFFENSE		DEFENSE	
WR 13	D. Wicks	DE 97	K. Clark
WR 11	J. Reed	NT 93	T. Slaton
LT 63	R. Walker	OLB 91	P. Smith
LG 74	E. Jenkins	ILB 59	D. Campbell
C 71	J. Myers	ILB 58	I. McDuffie
RG 76	J. Runyan	OLB 52	R. Gary
RT 50	Z. Tom	CB 25	K. Nixon
TE 85	T. Kraft	CB 26	C. Ballentine
WR 87	R. Doubs	CB 37	C. Valentine
QB 10	J. Love	S 26	D. Savage
RB 28	A. Dillon	S 34	J. Owens

SCORING DRIVES

TEAM	QTR	TIME	SCORING PLAY	GB	NYG
Packers	1	01:01	J. Reed 16 yd. run (A. Carlson kick) (7-62, 3:51)	7	0
Giants	2	11:55	S. Barkley 5 yd. run (R. Bullock kick) (8-75, 4:06)	7	7
Packers	2	00:13	A. Carlson 36 yd. Field Goal (10-65, 2:32)	10	7
Giants	3	11:22	S. Barkley 1 yd. run (R. Bullock kick) (3-31, 1:30)	10	14
Packers	3	07:31	A. Carlson 32 yd. Field Goal (4-0, 1:34)	13	14
Giants	3	01:28	I. Hodgins 8 yd. pass from T. DeVito (R. Bullock kick) (10-75, 6:03)	13	21
Packers	4	05:30	A. Carlson 48 yd. Field Goal (7-54, 3:29)	16	21
Packers	4	01:33	M. Heath 6 yd. pass from J. Love (run failed) (9-36, 2:01)	22	21
Giants	4	00:00	R. Bullock 37 yd. Field Goal (8-57, 1:33)	22	24

GREEN BAY PACKERS

PASSING	ATT	CP	YDS	SK/YD	TD	LG	INT	RTG
Jordan Love	39	25	218	2/15	1	43	1	76.7
TOTAL	39	25	218	2/15	1	43	1	76.7

RUSHING	ATT	YDS	AVG	LG	TD
AJ Dillon	15	53	3.5	8	0
Jayden Reed	4	38	9.5	20	1
Patrick Taylor	4	30	7.5	14	0
Jordan Love	2	2	1.0	2	0
TOTAL	25	123	4.9	20	1

RECEIVING	NO	YDS	AVG	LG	TD
Jayden Reed	8	27	3.4	8	0
Tucker Kraft	4	64	16.0	43	0
Romeo Doubs	4	32	8.0	14	0
AJ Dillon	2	25	12.5	35	0
Patrick Taylor	2	22	11.0	16	0
Samori Toure	2	22	11.0	16	0
Dontayvion Wicks	2	20	10.0	19	0
Malik Heath	1	6	6.0	6t	1
TOTAL	25	218	8.7	43	1

TOP DEFENSE	TOT	SOLO	AST	SCK	YDS	INT
Darnell Savage	7	6	1	0	0	0
Isaiah McDuffie	7	5	2	0	0	0
De'Vondre Campbell	6	4	2	0	0	0

FIELD GOALS	FGM/FGA	PERCENT	RESULTS
Anders Carlson	3-4	75.0	36G, 32G, 45WL, 48G
TOTAL	3-4	75.0	

NEW YORK GIANTS

PASSING	ATT	CP	YDS	SK/YD	TD	LG	INT	RTG
Tommy DeVito	21	17	158	0/0	1	32	0	113.9
TOTAL	21	17	158	0/0	1	32	0	113.9

RUSHING	ATT	YDS	AVG	LG	TD
Saquon Barkley	20	86	4.3	34	2
Tommy DeVito	10	71	7.1	26	0
Wan'Dale Robinson	2	36	18.0	32	0
Matt Breida	2	16	8.0	9	0
TOTAL	34	209	6.1	34	2

RECEIVING	NO	YDS	AVG	LG	TD
Wan'Dale Robinson	6	79	13.2	32	0
Saquon Barkley	3	15	5.0	7	0
Isaiah Hodgins	2	22	11.0	14	1
Daniel Bellinger	2	15	7.5	9	0
Darius Slayton	2	14	7.0	9	0
Jalin Hyatt	2	13	6.5	8	0
TOTAL	17	158	9.3	32	1

TOP DEFENSE	TOT	SOLO	AST	SCK	YDS	INT
Deonte Banks	12	9	3	0	0	0
A'Shawn Robinson	8	4	4	0	0	0
Kayvon Thibodeaux	8	1	7	0.5	2.5	0

FIELD GOALS	FGM/FGA	PERCENT	RESULTS
Randy Bullock	1-2	50.0	48WR, 37G
TOTAL	1-2	50.0	

Team Statistics

	Packers	Giants
First Downs	19	18
3rd-Down Eff. (Made/Att/Pct)	5/14/36%	3/10/30%
4th-Down Eff. (Made/Att/Pct)	1/1/100%	0/1/0%
Total Net Yards	326	367
Total Plays	66	55
Yards Per Play	4.9	6.7
Rushes/Net Yards	25/123	34/209
Net Passing	203	158
Pass Attempts/Completions	39/25	21/17
Had Intercepted	1	0
Sacked/Yards Lost	2/15	0/0
Punts/Average	3/39.7	4/41.0
Penalties/Yards	4/39	5/47
Fumbles/Lost	3/2	2/2
Possession Time	31:06	28:54

Lambeau Field, Sunday, Dec. 17, 2023. Attendance: 77,275. Time: 2:48. Weather: 42° F, Humidity: 85 percent, Wind: W 10 mph.

GREEN BAY, Wis. (AP) — Baker Mayfield threw for 381 yards and four touchdowns as the Tampa Bay Buccaneers won their third straight, 34-20, over the Green Bay Packers on Sunday. Green Bay lost its second straight to deal its playoff hopes a major blow. Jordan Love was 29 of 39 for 284 yards with touchdown passes to Tucker Kraft and Jayden Reed. Kingsley Enagbare sacked and forced Mayfield to fumble at the Tampa Bay 4 to set up a first-quarter touchdown from Love to Kraft for Green Bay. Mayfield hit Mike Evans in the end zone to regain the lead early in the second quarter, but Green Bay quickly tied it at 10 on a 36-yard field goal by Anders Carlson. Mayfield drove the Bucs into position for Chase McLaughlin's 46-yard field goal just before halftime that put Tampa Bay ahead at the break. After Tampa Bay forced a three-and-out on the opening drive of the second half, the Bucs extended their lead to 20-10 on Mayfield's touchdown pass to Rachaad White. Green Bay answered on its next series as Love scrambled and found Reed in the right corner of the end zone for a 17-yard score on third-and-15. Tampa Bay answered as Ko Kieft scored on his first catch of the season. After the Packers cut the lead to 27-20 on Carlson's 33-yard field goal with 10:04 left, Mayfield threw a short pass that David Moore turned into a 52-yard touchdown. Mayfield, who was sacked five times, connected on 22 of 28 passes and posted a perfect passer rating of 158.3.

Tampa Bay Buccaneers Starters

OFFENSE	DEFENSE
WR 13 M. Evans	DL 94 C. Kancey
WR 14 C. Godwin	NT 50 V. Vea
LT 78 T. Wirfs	DL 90 L. Hall
LG 64 A. Stinnie	OLB 0 Y. Diaby
C 70 R. Hainsey	ILB 52 K. Britt
RG 69 C. Mauch	ILB 54 L. David
RT 67 L. Goedeke	OLB 7 S. Barrett
TE 88 C. Otton	CB 35 J. Dean
WR 10 T. Palmer	CB 27 Z. McCollum
QB 6 B. Mayfield	S 31 A. Winfield Jr.
RB 1 R. White	S 26 K. Merrifweather

Green Bay Packers Starters

OFFENSE	DEFENSE
WR 87 R. Doubs	DE 97 K. Clark
LT 63 R. Walker	NT 93 T. Slaton
LG 74 E. Jenkins	OLB 91 P. Smith
C 71 J. Myers	ILB 59 D. Campbell
RG 76 J. Runyan	ILB 7 C. Walker
RT 50 Z. Tom	OLB 52 R. Gary
TE 85 T. Kraft	CB 37 C. Valentine
TE 81 J. Deguara	CB 21 E. Stokes
WR 13 D. Wicks	CB 25 K. Nixon
QB 10 J. Love	S 34 J. Owens
RB 33 A. Jones	S 20 R. Ford

SCORING DRIVES

TEAM	QTR	TIME	SCORING PLAY	TB	GB
Buccaneers	1	09:02	C. McLaughlin 39 yd. Field Goal (10-54, 5:58)	3	0
Packers	1	00:49	T. Kraft 5 yd. pass from J. Love (A. Carlson kick) (2-4, 0:52)	0	7
Buccaneers	2	12:21	M. Evans 19 yd. pass from B. Mayfield (C. McLaughlin kick) (7-75, 3:28)	10	7
Packers	2	07:09	A. Carlson 36 yd. Field Goal (8-57, 5:12)	10	10
Buccaneers	2	00:10	C. McLaughlin 46 yd. Field Goal (9-61, 2:03)	13	10
Buccaneers	3	10:55	R. White 26 yd. pass from B. Mayfield (C. McLaughlin kick) (8-66, 3:26)	20	10
Packers	3	04:18	J. Reed 17 yd. pass from J. Love (A. Carlson kick) (11-75, 6:37)	20	17
Buccaneers	3	00:20	K. Kieft 2 yd. pass from B. Mayfield (C. McLaughlin kick) (9-75, 3:58)	27	17
Packers	4	10:04	A. Carlson 33 yd. Field Goal (10-60, 5:16)	27	20
Buccaneers	4	06:30	D. Moore 52 yd. pass from B. Mayfield (C. McLaughlin kick) (6-75, 3:34)	34	20

TAMPA BAY BUCCANEERS

PASSING	ATT	CP	YDS	SK/YD	TD	LG	INT	RTG
Baker Mayfield	28	22	381	5/28	4	52t	0	158.3
TOTAL	28	22	381	5/28	4	52t	0	158.3

RUSHING	ATT	YDS	AVG	LG	TD
Rachaad White	21	89	4.2	22	0
Chase Edmonds	3	13	4.3	9	0
Deven Thompkins	1	-1	-1.0	-1	0
Baker Mayfield	2	-2	-1.0	-1	0
TOTAL	27	99	3.7	22	0

RECEIVING	NO	YDS	AVG	LG	TD
Chris Godwin	10	155	15.5	25	0
Mike Evans	4	57	14.3	19t	1
David Moore	2	68	34.0	52t	1
Rachaad White	2	50	25.0	26t	1
Cade Otton	2	44	22.0	22	0
Trey Palmer	1	5	5.0	5	0
Ko Kieft	1	2	2.0	2t	1
TOTAL	22	381	17.3	52t	4

TOP DEFENSE	TOT	SOLO	AST	SCK	YDS	INT
Antoine Winfield Jr.	10	8	2	0.0	0.0	0
Lavonte David	9	7	2	0.5	10.5	0
Christian Izien	6	5	1	0.0	0.0	0

FIELD GOALS	FGM/FGA	PERCENT	RESULTS
Chase McLaughlin	2-2	100.0	39G, 46G
TOTAL	2-2	100.0	

GREEN BAY PACKERS

PASSING	ATT	CP	YDS	SK/YD	TD	LG	INT	RTG
Jordan Love	39	29	284	2/23	2	36	0	111.5
TOTAL	39	29	284	2/23	2	36	0	111.5

RUSHING	ATT	YDS	AVG	LG	TD
Aaron Jones	13	53	4.1	20	0
Patrick Taylor	1	6	6.0	6	0
Jordan Love	2	1	0.5	2	0
Kenyan Drake	1	0	0.0	0	0
TOTAL	17	60	3.5	20	0

RECEIVING	NO	YDS	AVG	LG	TD
Dontayvion Wicks	6	97	16.2	22	0
Jayden Reed	6	52	8.7	20	1
Tucker Kraft	4	57	14.3	36	1
Aaron Jones	4	16	4.0	5	0
Romeo Doubs	3	30	10.0	12	0
Malik Heath	3	29	9.7	15	0
Patrick Taylor	2	-4	-2.0	-1	0
Bo Melton	1	7	7.0	7	0
TOTAL	29	284	9.8	36	2

TOP DEFENSE	TOT	SOLO	AST	SCK	YDS	INT
Jonathan Owens	11	6	5	0.0	0.0	0
Rudy Ford	8	4	4	0.0	0.0	0
Quay Walker	6	3	3	0.0	0.0	0

FIELD GOALS	FGM/FGA	PERCENT	RESULTS
Anders Carlson	2-2	100.0	36G, 33G
TOTAL	2-2	100.0	

Team Statistics

	Buccaneers	Packers
First Downs	22	18
3rd-Down Eff. (Made/Att/Pct)	7/11/64%	6/12/50%
4th-Down Eff. (Made/Att/Pct)	1/1/100%	0/2/0%
Total Net Yards	452	321
Total Plays	60	58
Yards Per Play	7.5	5.5
Rushes/Net Yards	27/99	17/60
Net Passing	353	261
Pass Attempts/Completions	28/22	39/29
Had Intercepted	0	0
Sacked/Yards Lost	5/28	2/23
Punts/Average	1/65.0	2/47.0
Penalties/Yards	4/52	4/31
Fumbles/Lost	1/1	2/1
Possession Time	29:07	30:53

2023 REVIEW
COMMUNITY
ADMIN. & COACHES
VETERANS
DRAFT & FREE AGENTS
2023 REVIEW
RECORDS & HISTORY
LAMBEAU FIELD
MISC.

WEEK 16

GREEN BAY 33, CAROLINA 30

Bank of America Stadium, Sunday, Dec. 24, 2023. Attendance: 70,875. Time: 3:07. Weather: 67° F, Humidity: 43 percent. Wind: E 1 mph.

CHARLOTTE, N.C. (AP) — Jordan Love threw for two touchdowns, ran for one and made two big completions to set up Anders Carlson's 32-yard field goal with 19 seconds left, and the Packers survived a fourth-quarter rally by Carolina to beat the Panthers, 33-30. Love had touchdown passes of 21 yards to rookie Dontayvion Wicks and 5 yards to Romeo Doubs and scored on a quarterback sneak as the Packers snapped a two-game skid. Love has averaged 263 yards passing over the last six games with 13 touchdown passes and only one interception. Aaron Jones became the first Packers player this season to exceed 100 yards rushing or receiving in a game, running for 127 yards on 21 carries as the Packers built a 23-10 lead at halftime behind three long touchdown drives. Bryce Young, who threw for a career-high 312 yards, rallied the Panthers from a 14-point deficit with two fourth-quarter touchdown passes to DJ Chark to tie the game at 30 with 4:05 remaining. Love came through for the Packers on the final drive. He completed a 36-yard strike on third-and-4 to Doubs, who hauled in a catch against man-to-man coverage near the sideline at the Carolina 33. Love, who finished 17 of 28 for 219 yards, followed with a 20-yard completion to rookie tight end Tucker Kraft to reach the Carolina 13, setting up Carlson's winning kick. Carolina had one last chance. Young completed a 22-yard pass to Chark on the sideline to stop the clock and then threw over the middle to Adam Thielen for another 22 yards to the Green Bay 31. But the Panthers, without any timeouts, were unable to spike the ball before time expired.

Ad Carolina Panthers Starters

OFFENSE	DEFENSE
LT 79 I. Ekwonu	DT 99 S. Tuttle
LG 64 C. Mays	DE 95 D. Brown
C 56 B. Bozeman	OLB 97 Y. Gross-Matos
RT 66 N. Jensen	OLB 0 B. Burns
RG 72 T. Moton	LB 49 F. Luvu
TE 82 T. Tremble	LB 54 K. Grugier-Hill
WR 17 D. Chark Jr.	CB 26 D. Jackson
WR 19 A. Thielen	CB 8 J. Horn
WR 15 J. Mingo	S 25 X. Woods
QB 9 B. Young	S 24 V. Bell
RB 30 C. Hubbard	DE 96 D. Williams

Green Bay Packers Starters

OFFENSE	DEFENSE
WR 87 R. Doubs	DE 97 K. Clark
LT 63 R. Walker	NT 93 T. Slaton
LG 74 E. Jenkins	DE 95 D. Wyatt
C 71 J. Myers	OLB 91 P. Smith
RG 76 J. Runyan	ILB 7 Q. Walker
RT 50 Z. Tom	CB 52 R. Gary
TE 85 T. Kraft	CB 23 J. Alexander
TE 89 B. Sims	CB 21 E. Stokes
WR 13 D. Wicks	CB 25 K. Nixon
QB 10 J. Love	S 36 A. Johnson Jr.
RB 33 A. Jones	S 34 J. Owens

SCORING DRIVES

TEAM	QTR	TIME	SCORING PLAY	GB	CAR
Packers	1	07:30	A. Dillon 1 yd. run (A. Carlson kick) (7-80, 3:58)	7	0
Panthers	1	05:24	E. Pineiro 52 yd. Field Goal (6-35, 2:06)	7	3
Packers	2	14:57	J. Love 1 yd. run (kick failed, wl) (10-79, 5:27)	13	3
Panthers	2	10:29	I. Smith-Marsette 20 yd. run (E. Pineiro kick) (8-77, 4:28)	13	10
Packers	2	07:51	A. Carlson 53 yd. Field Goal (7-40, 2:38)	16	10
Packers	2	00:49	D. Wicks 21 yd. pass from J. Love (A. Carlson kick) (11-60, 3:23)	23	10
Panthers	3	05:11	C. Hubbard 4 yd. run (kick failed, wl) (14-72, 8:20)	23	16
Packers	4	14:57	R. Doubs 5 yd. pass from J. Love (A. Carlson kick) (9-66, 5:14)	30	16
Panthers	4	07:14	D. Chark 11 yd. pass from B. Young (kick failed, wl) (9-60, 4:24)	30	22
Panthers	4	04:05	D. Chark 10 yd. pass from B. Young (R. Blackshear run) (5-70, 1:42)	30	30
Packers	4	00:19	A. Carlson 32 yd. Field Goal (9-61, 3:46)	33	30

GREEN BAY PACKERS

PASSING	ATT	CP	YDS	SK/YD	TD	LG	INT	RTG
Jordan Love	28	17	219	1/12	2	36	0	109.1
TOTAL	28	17	219	1/12	2	36	0	109.1

RUSHING	ATT	YDS	AVG	LG	TD
Aaron Jones	21	127	6.0	39	0
AJ Dillon	7	12	1.7	3	1
Jordan Love	2	12	6.0	11	1
Bo Melton	1	7	7.0	7	0
Patrick Taylor	3	4	1.3	2	0
TOTAL	34	162	4.8	39	2

RECEIVING	NO	YDS	AVG	LG	TD
Romeo Doubs	4	79	19.8	36	1
Tucker Kraft	4	60	15.0	27	0
Bo Melton	4	44	11.0	17	0
Dontayvion Wicks	2	29	14.5	21	1
Aaron Jones	1	8	8.0	8	0
Malik Heath	1	0	0.0	0	0
Patrick Taylor	1	-1	-1.0	-1	0
TOTAL	17	219	12.9	36	2

TOP DEFENSE	TOT	SOLO	AST	SCK	YDS	INT
Anthony Johnson Jr.	8	6	2	0.0	0.0	0
Isaiah McDuffie	8	5	3	0.0	0.0	0
Keisean Nixon	7	6	1	0.0	0.0	0

FIELD GOALS	FGM/FGA	PERCENT	RESULTS
Anders Carlson	2-2	100.0	53G, 32G
TOTAL	2-2	100.0	

CAROLINA PANTHERS

PASSING	ATT	CP	YDS	SK/YD	TD	LG	INT	RTG
Bryce Young	36	23	312	2/14	2	30	0	110.0
TOTAL	36	23	312	2/14	2	30	0	110.0

RUSHING	ATT	YDS	AVG	LG	TD
Chuba Hubbard	16	43	2.7	13	1
Ihmir Smith-Marsette	2	33	16.5	20	1
Bryce Young	4	17	4.3	9	0
Miles Sanders	3	3	1.0	3	0
TOTAL	25	96	3.8	20	2

RECEIVING	NO	YDS	AVG	LG	TD
DJ Chark Jr.	6	98	16.3	22	2
Adam Thielen	6	94	15.7	22	0
Tommy Tremble	4	59	14.8	30	0
Stephen Sullivan	3	21	7.0	9	0
Ihmir Smith-Marsette	1	18	18.0	18	0
Jonathan Mingo	1	9	9.0	9	0
Chuba Hubbard	1	8	8.0	8	0
Miles Sanders	1	5	5.0	5	0
TOTAL	23	312	13.6	30	2

TOP DEFENSE	TOT	SOLO	AST	SCK	YDS	INT
Frankie Luvu	10	6	4	1.0	12.0	0
Derrick Brown	9	4	5	0.0	0.0	0
Vonn Bell	7	4	3	0.0	0.0	0

FIELD GOALS	FGM/FGA	PERCENT	RESULTS
Eddy Pineiro	1-1	100.0	52G
TOTAL	1-1	100.0	

Team Statistics

	Packers	Panthers
First Downs	25	26
3rd-Down Eff. (Made/Att/Pct)	8/14/57%	6/13/46%
4th-Down Eff. (Made/Att/Pct)	0/0/0%	1/2/50%
Total Net Yards	369	394
Total Plays	63	63
Yards Per Play	5.9	6.3
Rushes/Net Yards	34/162	25/96
Net Passing	207	298
Pass Attempts/Completions	28/17	36/23
Had Intercepted	0	0
Sacked/Yards Lost	1/12	2/14
Punts/Average	3/47.3	3/50.3
Penalties/Yards	6/67	8/87
Fumbles/Lost	1/0	2/0
Possession Time	28:39	31:21

U.S. Bank Stadium, Sunday, Dec. 31, 2023. Attendance: 67,003. Time: 2:57. Weather: Indoors.

MINNEAPOLIS (AP) — Jordan Love threw three touchdown passes and ran for a score to put the Packers in control of a spot in the playoffs with a 33-10 victory Sunday after the Vikings benched another turnover-prone quarterback. Aaron Jones rushed for 120 yards and Jayden Reed had two touchdown catches for the Packers, giving him 10 touchdown catches this season. The second-round draft pick from Michigan State also set the franchise rookie record with 60 receptions, passing Sterling Sharpe (55 in 1988). Love went 24 for 33 for 256 yards and three TDs. The Vikings watched as an interception and a fumble by Jaren Hall in the first half were converted into touchdowns by the Packers. Hall's off-target throw in the first quarter glanced off the hands of Johnny Mundt and in the air to Corey Ballentine for an interception. Love's 33-yard touchdown pass to Reed came two plays later. Preston Smith's strip-sack of Hall with 26 seconds left before halftime sealed the deal. Karl Brooks recovered at the Minnesota 37, and the Love-to-Reed connection got Green Bay in the end zone three plays after that for a 23-3 lead. Nick Mullens took over for Hall for the second half, the fifth time the Vikings have switched quarterbacks since Kirk Cousins tore his Achilles tendon.

Minnesota Vikings Starters

OFFENSE		DEFENSE	
WR 18	J. Jefferson	OLB 99	D. Hunter
LT 71	C. Darrisaw	OLB 91	P. Jones II
LG 66	D. Risner	DL 90	J. Bullard
C 56	G. Bradbury	DL 97	H. Phillips
RG 67	E. Ingram	DL 95	K. Tonga
RT 75	B. O'Neill	LB 58	J. Hicks
TE 84	J. Oliver	LB 0	I. Pace Jr.
WR 3	J. Addison	CB 21	A. Evans
WR 17	K. Osborn	S 24	C. Bynum
QB 16	J. Hall	S 44	J. Metellus
RB 32	T. Chandler	S 22	H. Smith

Green Bay Packers Starters

OFFENSE		DEFENSE	
WR 87	R. Doubs	DE 97	K. Clark
WR 11	J. Reed	NT 93	T. Slaton
LT 63	R. Walker	OLB 91	P. Smith
LG 74	E. Jenkins	ILB 7	Q. Walker
C 71	J. Myers	ILB 58	I. McDuffie
RG 76	J. Runyan	OLB 52	R. Gary
TE 50	Z. Tom	CB 25	K. Nixon
RT 85	T. Kraft	CB 26	C. Ballentine
WR 80	B. Melton	CB 37	C. Valentine
QB 10	J. Love	S 34	J. Owens
RB 33	A. Jones	S 26	D. Savage

SCORING DRIVES

TEAM	QTR	TIME	SCORING PLAY	GB	MIN
Packers	1	06:43	A. Carlson 34 yd. Field Goal (12-64, 5:53)	3	0
Packers	1	05:10	J. Reed 33 yd. pass from J. Love (A. Carlson kick) (2-33, 0:48)	10	0
Vikings	2	09:25	G. Joseph 54 yd. Field Goal (7-40, 3:54)	10	3
Packers	2	03:59	J. Love 2 yd. run (A. Carlson kick) (10-75, 5:26)	17	3
Packers	2	00:08	J. Reed 25 yd. pass from J. Love (kick failed, wl) (3-37, 0:18)	23	3
Packers	3	00:49	B. Melton 9 yd. pass from J. Love (A. Carlson kick) (13-90, 8:00)	30	3
Vikings	4	14:06	J. Mundt 6 yd. pass from N. Mullens (G. Joseph kick) (2-7, 0:44)	30	10
Packers	4	06:11	A. Carlson 37 yd. Field Goal (13-57, 7:55)	33	10

GREEN BAY PACKERS

PASSING	ATT	CP	YDS	SK/YD	TD	LG	INT	RTG
Jordan Love	33	24	256	0/0	3	33	0	125.3
Sean Clifford	1	1	37	0/0	0	37	0	118.8
TOTAL	34	25	293	0/0	3	37	0	128.7

RUSHING	ATT	YDS	AVG	LG	TD
Aaron Jones	20	120	6.0	25	0
Patrick Taylor	8	30	3.8	10	0
AJ Dillon	7	27	3.9	11	0
Jordan Love	2	2	1.0	2t	1
Sean Clifford	2	-2	-1.0	-1	0
TOTAL	39	177	4.5	25	1

RECEIVING	NO	YDS	AVG	LG	TD
Bo Melton	6	105	17.5	37	1
Jayden Reed	6	89	14.8	33t	2
Tucker Kraft	6	48	8.0	13	0
Romeo Doubs	3	28	9.3	12	0
Malik Heath	1	13	13.0	13	0
Aaron Jones	1	10	10.0	10	0
Ben Sims	1	6	6.0	6	0
Samori Toure	1	-6	-6.0	-6	0
TOTAL	25	293	11.7	37	3

TOP DEFENSE	TOT	SOLO	AST	SCK	YDS	INT
Keisean Nixon	11	7	4	0.5	4.0	0
Quay Walker	6	2	4	1.0	10.0	0
Corey Ballentine	5	4	1	0.0	0.0	1

FIELD GOALS	FGM/FGA	PERCENT	RESULTS
Anders Carlson	2-2	100.0	34G, 37G
TOTAL	2-2	100.0	

MINNESOTA VIKINGS

PASSING	ATT	CP	YDS	SK/YD	TD	LG	INT	RTG
Nick Mullens	22	13	113	1/8	1	21	0	87.9
Jaren Hall	10	5	67	3/28	0	20	1	32.1
TOTAL	32	18	180	4/36	1	21	1	69.8

RUSHING	ATT	YDS	AVG	LG	TD
Ty Chandler	10	40	4.0	9	0
Alexander Mattison	3	17	5.7	9	0
Nick Mullens	1	6	6.0	6	0
Jaren Hall	2	4	2.0	5	0
TOTAL	16	67	4.2	9	0

RECEIVING	NO	YDS	AVG	LG	TD
Justin Jefferson	5	59	11.8	21	0
Johnny Mundt	4	39	9.8	14	1
Jordan Addison	3	28	9.3	20	0
Ty Chandler	3	24	8.0	13	0
Alexander Mattison	2	13	6.5	8	0
Josh Oliver	1	17	17.0	17	0
TOTAL	18	180	10.0	21	1

TOP DEFENSE	TOT	SOLO	AST	SCK	YDS	INT
Ivan Pace Jr.	11	5	6	0.0	0.0	0
Camryn Bynum	10	5	5	0.0	0.0	0
Pat Jones II	9	5	4	0.0	0.0	0

FIELD GOALS	FGM/FGA	PERCENT	RESULTS
Greg Joseph	1-1	100.0	54G
TOTAL	1-1	100.0	

Team Statistics

	Packers	Vikings
First Downs	28	13
3rd-Down Eff. (Made/Att/Pct)	9/14/64%	3/10/30%
4th-Down Eff. (Made/Att/Pct)	0/1/0%	0/2/0%
Total Net Yards	470	211
Total Plays	73	52
Yards Per Play	6.4	4.1
Rushes/Net Yards	39/177	16/67
Net Passing	293	144
Pass Attempts/Completions	34/25	32/18
Had Intercepted	0	1
Sacked/Yards Lost	0/0	4/36
Punts/Average	2/49.5	4/51.3
Penalties/Yards	4/32	6/27
Fumbles/Lost	1/1	1/1
Possession Time	37:32	22:28

WEEK 18

GREEN BAY 17, CHICAGO 9

Lambeau Field, Sunday, Jan. 7, 2024. Attendance: 78,188. Time: 2:35. Weather: 34° F, Humidity: 69 percent, Wind: W 7 mph.

GREEN BAY, Wis. (AP) — Jordan Love threw for 316 yards and connected with Dontayvion Wicks on a pair of touchdowns as the Packers earned a wild-card berth with a 17-9 victory over the Chicago Bears on Sunday. The Packers bounced back from a 2-5 start by winning seven of their last 10 games, including three straight. The Packers needed a win to reach the playoffs. Green Bay delivered by beating the Bears for a 10th consecutive time. Love went 27 of 32 as Green Bay never punted all day. Jayden Reed caught four passes for 112 yards. Wicks had six catches for 61 yards to go with his two touchdowns. Bo Melton had five receptions for 62 yards less than a week after the Packers signed him to their active roster from the practice squad. Green Bay's Aaron Jones rushed for 111 yards on 22 carries, his third straight 100-yard performance. Justin Fields went 11 of 16 for 148 yards on Sunday, but he couldn't get the Bears into the end zone. He was sacked five times and had eight carries for 27 yards. The Bears reached Packers territory on each of their six series, but had only nine points to show for it. The Bears got inside Green Bay's 35 midway through the fourth quarter, but a holding penalty and a sack caused the drive to stall and forced a punt. Green Bay took over at its own 6 with 6:08 left and held the ball the rest of the game. Love guided the NFL's youngest team to the postseason by throwing 18 touchdown passes and one interception over his last eight games. Green Bay is the NFC's No. 7 seed and will visit NFC East champion Dallas in a matchup with Cowboys coach Mike McCarthy, who guided the Packers from 2006-18 and led them to their last Super Bowl title.

Chicago Bears Starters

OFFENSE		DEFENSE	
WR 2	D. Moore	DE 98	M. Sweat
WR 19	E. St. Brown	DL 93	J. Jones
LT 70	B. Jones	DL 97	A. Billings
LG 76	T. Jenkins	DL 95	D. Walker
C 67	D. Feeney	LB 53	T. Edwards
RG 64	N. Davis	LB 49	T. Edmunds
RT 58	D. Wright	CB 6	K. Gordon
TE 85	C. Kmet	CB 29	T. Stevenson
QB 1	J. Fields	CB 32	T. Smith
RB 24	K. Herbert	S 4	E. Jackson
RB 35	K. Blasingame	S 9	J. Brisker

Green Bay Packers Starters

OFFENSE		DEFENSE	
WR 87	R. Doubs	DE 97	K. Clark
WR 13	D. Wicks	NT 93	T. Slaton
LT 63	R. Walker	DE 95	D. Wyatt
LG 74	E. Jenkins	OLB 91	P. Smith
C 71	J. Myers	ILB 7	Q. Walker
RG 76	J. Runyan	ILB 59	D. Campbell
RT 50	Z. Tom	OLB 52	R. Gary
TE 85	T. Kraft	CB 23	J. Alexander
WR 11	J. Reed	CB 37	C. Valentine
QB 10	J. Love	S 26	D. Savage
RB 33	A. Jones	S 34	J. Owens

SCORING DRIVES

TEAM	QTR	TIME	SCORING PLAY	CHI	GB
Bears	1	08:54	C.Santos 50 yd. Field Goal (10-37, 6:06)	3	0
Packers	2	07:20	D.Wicks 10 yd. pass from J.Love (A.Carlson kick) (11-92, 6:42)	3	7
Bears	2	01:17	C.Santos 39 yd. Field Goal (11-45, 6:03)	6	7
Packers	3	09:47	D.Wicks 12 yd. pass from J.Love (A.Carlson kick) (9-75, 5:13)	6	14
Bears	4	13:03	C.Santos 35 yd. Field Goal (8-41, 3:14)	9	14
Packers	4	10:54	A.Carlson 25 yd. Field Goal (5-65, 2:09)	9	17

CHICAGO BEARS

PASSING	ATT	CP	YDS	SK/YD	TD	LG	INT	RTG
Justin Fields	16	11	148	5/31	0	33	0	97.9
TOTAL	16	11	148	5/31	0	33	0	97.9

RUSHING	ATT	YDS	AVG	LG	TD
Khalil Herbert	12	28	2.3	9	0
Justin Fields	9	27	3.4	7	0
Roschon Johnson	5	20	4.0	8	0
TOTAL	25	75	3.0	9	0

RECEIVING	NO	YDS	AVG	LG	TD
D.J. Moore	4	64	16.0	33	0
Cole Kmet	3	41	13.7	27	0
Khalil Herbert	2	13	6.5	16	0
Equanimeous St. Brown	1	18	18.0	18	0
Tyler Scott	1	12	12.0	12	0
TOTAL	11	148	13.5	33	0

TOP DEFENSE	TOT	SOLO	AST	SCK	YDS	INT
Tremaine Edmunds	10	7	3	0.0	0.0	0
T.J. Edwards	10	7	3	0.0	0.0	0
Jaquan Brisker	8	4	4	0.0	0.0	0

FIELD GOALS	FGM/FGA	PERCENT	RESULTS
Cairo Santos	3-3	100.0	50G, 39G, 35G
TOTAL	3-3	100.0	

GREEN BAY PACKERS

PASSING	ATT	CP	YDS	SK/YD	TD	LG	INT	RTG
Jordan Love	32	27	316	1/8	2	59	0	128.6
TOTAL	32	27	316	1/8	2	59	0	128.6

RUSHING	ATT	YDS	AVG	LG	TD
Aaron Jones	22	111	5.0	17	0
Bo Melton	2	14	7.0	12	0
Jordan Love	3	-1	-0.3	1	0
TOTAL	27	124	4.6	17	0

RECEIVING	NO	YDS	AVG	LG	TD
Dontayvion Wicks	6	61	10.2	19	2
Bo Melton	5	62	12.4	24	0
Aaron Jones	5	30	6.0	13	0
Jayden Reed	4	112	28.0	59	0
Tucker Kraft	3	31	10.3	15	0
Malik Heath	3	9	3.0	4	0
Luke Musgrave	1	11	11.0	11	0
TOTAL	27	316	11.7	59	2

TOP DEFENSE	TOT	SOLO	AST	SCK	YDS	INT
Quay Walker	9	6	3	1.0	3.0	0
De'Vondre Campbell	8	4	4	0.0	0.0	0
Jonathan Owens	5	3	2	0.0	0.0	0

FIELD GOALS	FGM/FGA	PERCENT	RESULTS
Anders Carlson	1-2	50.0	41WL, 25G
TOTAL	1-2	50.0	

Team Statistics

	Bears	Packers
First Downs	13	24
3rd-Down Eff. (Made/Att/Pct)	3/11/27%	7/10/70%
4th-Down Eff. (Made/Att/Pct)	1/1/100%	0/0/0%
Total Net Yards	192	432
Total Plays	46	60
Yards Per Play	4.2	7.2
Rushes/Net Yards	25/75	27/124
Net Passing	117	308
Pass Attempts/Completions	16/11	32/27
Had Intercepted	0	0
Sacked/Yards Lost	5/31	1/8
Punts/Average	3/45.7	0/0.0
Penalties/Yards	1/10	1/5
Fumbles/Lost	0/0	1/1
Possession Time	28:36	31:24

AT&T Stadium, Sunday, Jan. 14, 2024. Attendance: 93,799. Time: 3:09. Weather: Indoors.

ARLINGTON, Texas (AP) — Aaron Jones ran for three touchdowns, Jordan Love threw for three more in his postseason debut, Darnell Savage returned an interception 64 yards for a score and the Packers handed the Cowboys their first home loss since the 2022 opener in a 48-32 wild-card game on Sunday. First-half completions of 22, 26 and 39 yards helped get Love going, and the fourth-year QB finished 16 of 21 for 272 yards as the Packers scored touchdowns on six of their first seven offensive possessions. Jones rushed for 118 yards, putting him over the century mark in all four career games against the Cowboys with nine touchdowns. Dak Prescott threw two interceptions before three mostly empty touchdown passes in another playoff flop for him and the No. 2 seed Cowboys. The first home loss for the Cowboys since now-retired Tom Brady and Tampa Bay beat them 16 months ago was also the most points the franchise has allowed in a postseason game. The previous high was 38. Prescott finished 41 of 60 for 403 yards, with all three of his touchdowns to tight end Jake Ferguson.

Dallas Cowboys Starters

OFFENSE		DEFENSE	
WR 88 C. Lamb	DE 90 D. Lawrence		
LT 77 T. Smith	DT 97 O. Odighizuwa		
LG 73 T. Smith	DT 95 J. Hankins		
C 63 T. Bladasz	DE 11 M. Parsons		
RG 70 Z. Martin	LB 18 D. Clark		
RT 78 T. Steele	LB 14 M. Bell		
TE 87 J. Ferguson	CB 21 S. Gilmore		
QB 4 D. Prescott	CB 2 J. Lewis		
RB 20 T. Pollard	CB 26 D. Bland		
WR 13 M. Gallup	S 1 J. Kearse		
WR 3 B. Cooks	S 6 D. Wilson		

Green Bay Packers Starters

OFFENSE		DEFENSE	
WR 87 R. Doubs	DE 97 K. Clark		
TE 85 T. Kraft	NT 93 T. Slaton		
LT 63 R. Walker	OLB 91 P. Smith		
LG 74 E. Jenkins	ILB 59 D. Campbell		
C 71 J. Myers	ILB 7 C. Walker		
RG 76 J. Runyan	OLB 52 R. Gary		
RT 50 Z. Tom	CB 23 J. Alexander		
TE 88 L. Musgrave	CB 37 C. Valentine		
WR 13 D. Wicks	CB 25 K. Nixon		
QB 10 J. Love	S 26 D. Savage		
RB 33 A. Jones	S 34 J. Owens		

SCORING DRIVES

TEAM	QTR	TIME	SCORING PLAY	GB	DAL
Packers	1	07:08	A. Jones 3 yd. run (A. Carlson kick) (12-75, 7:52)		
Packers	2	14:15	A. Jones 1 yd. run (A. Carlson kick) (3-19, 1:28)	14	0
Packers	2	03:23	D. Wicks 20 yd. pass from J. Love (kick failed, hru) (10-93, 5:44)	20	0
Packers	2	01:50	D. Savage 64 yd. interception return (A. Carlson kick)	27	0
Cowboys	2	00:00	J. Ferguson 1 yd. pass from D. Prescott (B. Aubrey kick) (12-55, 1:50)	27	7
Cowboys	3	09:23	B. Aubrey 34 yd. Field Goal (12-60, 5:37)	27	10
Packers	3	06:38	A. Jones 9 yd. run (A. Carlson kick) (5-75, 2:45)	34	10
Cowboys	3	03:03	T. Pollard 1 yd. run (kick failed, hru) (11-88, 3:35)	34	16
Packers	3	01:27	L. Musgrave 38 yd. pass from J. Love (A. Carlson kick) (3-75, 1:36)	41	16
Packers	4	10:23	R. Doubs 3 yd. pass from J. Love (A. Carlson kick) (8-40, 4:37)	48	16
Cowboys	4	05:54	J. Ferguson 7 yd. pass from D. Prescott (R. Dowdle run) (11-75, 4:29)	48	24
Cowboys	4	03:25	J. Ferguson 14 yd. pass from D. Prescott (D. Prescott run) (4-91, 1:24)	48	32

GREEN BAY PACKERS

PASSING	ATT	CP	YDS	SK/YD	TD	LG	INT	RTG
Jordan Love	21	16	272	0/0	3	46	0	157.2
TOTAL	21	16	272	0/0	3	46	0	157.2

RUSHING	ATT	YDS	AVG	LG	TD
Aaron Jones	21	118	5.6	27	3
Emanuel Wilson	8	20	2.5	7	0
Patrick Taylor	3	6	2.0	3	0
Jordan Love	1	-1	-1.0	-1	0
TOTAL	33	143	4.3	27	3

RECEIVING	NO	YDS	AVG	LG	TD
Romeo Doubs	6	151	25.2	46	1
Luke Musgrave	3	52	17.3	38	1
Dontayvion Wicks	2	25	12.5	20	1
Tucker Kraft	2	15	7.5	10	0
Aaron Jones	1	13	13.0	13	0
Christian Watson	1	9	9.0	9	0
Bo Melton	1	7	7.0	7	0
TOTAL	16	272	17.0	46	3

TOP DEFENSE	TOT	SOLO	AST	SCK	YDS	INT
Keisean Nixon	11	7	4	1.0	6.0	0
Quay Walker	11	4	7	0.0	0.0	0
De'Vondre Campbell	8	6	2	1.0	0.0	0

FIELD GOALS	FGM/FGA	PERCENT	RESULTS
No Field Goals			

DALLAS COWBOYS

PASSING	ATT	CP	YDS	SK/YD	TD	LG	INT	RTG
Dak Prescott	60	41	403	4/16	3	47	2	89.8
TOTAL	60	41	403	4/16	3	47	2	89.8

RUSHING	ATT	YDS	AVG	LG	TD
Tony Pollard	15	56	3.7	11	1
Dak Prescott	6	45	7.5	18	0
Rico Dowdle	2	11	5.5	9	0
Brandin Cooks	1	6	6.0	6	0
CeeDee Lamb	1	5	5.0	5	0
TOTAL	25	123	4.9	18	1

RECEIVING	NO	YDS	AVG	LG	TD
Jake Ferguson	10	93	9.3	22	3
CeeDee Lamb	9	110	12.2	47	0
Tony Pollard	7	29	4.1	9	0
Michael Gallup	6	103	17.2	42	0
Brandin Cooks	6	47	7.8	18	0
Rico Dowdle	2	14	7.0	10	0
Luke Schoonmaker	1	7	7.0	7	0
TOTAL	41	403	9.8	47	3

TOP DEFENSE	TOT	SOLO	AST	SCK	YDS	INT
Damone Clark	10	6	4	0.0	0.0	0
Markquez Bell	9	5	4	0.0	0.0	0
DaRon Bland	6	5	1	0.0	0.0	0

FIELD GOALS	FGM/FGA	PERCENT	RESULTS
Brandon Aubrey	1-1	100.0	34G
TOTAL	1-1	100.0	

Team Statistics

	Packers	Cowboys
First Downs	22	37
3rd-Down Eff. (Made/Att/Pct)	6/10/60%	10/16/63%
4th-Down Eff. (Made/Att/Pct)	1/1/100%	0/2/0%
Total Net Yards	415	510
Total Plays	54	89
Yards Per Play	7.7	5.7
Rushes/Net Yards	33/143	25/123
Net Passing	272	387
Pass Attempts/Completions	21/16	60/41
Had Intercepted	0	2
Sacked/Yards Lost	0/0	4/16
Punts/Average	3/37.7	2/40.0
Penalties/Yards	7/66	6/48
Fumbles/Lost	0/0	0/0
Possession Time	28:55	31:05

NFC DIVISIONAL PLAYOFF

SAN FRANCISCO 24, GREEN BAY 21

Levi's Stadium, Saturday, Jan. 20, 2024. Attendance: 71,824. Time: 3:03. Weather: 59° F, Humidity: 77 percent, Wind: SW 8 mph.

SANTA CLARA, Calif. (AP) — Christian McCaffrey capped a game-winning, 69-yard drive by running for his second touchdown with 1:07 to play, and the 49ers held on to beat the Green Bay Packers, 24-21, in a divisional-round thriller on Saturday night. The Packers moved the ball easily in the first half, getting into the red zone on three straight drives to open the game. But they couldn't finish any of them off, settling for two field goals and getting stopped on a fourth-and-1 sneak. The Niners made them pay for that with Brock Purdy hitting George Kittle on a 32-yard pass on the run for a TD that gave San Francisco the lead. But San Francisco squandered another chance late in the half, settling for a 48-yard field goal attempt by Jake Moody that was blocked by Colby Wooden to send the Niners into the half with a 7-6 lead. Jordan Love then put the Niners in the unusual spot of playing from behind. Green Bay converted a third-and-15 when Amby Thomas was called for a 41-yard pass interference penalty against Bo Melton. Love and Melton connected on the next play for a wide-open 19-yard touchdown. Under McCaffrey put San Francisco back in the lead with a 39-yard TD run, Green Bay struck quickly thanks to a 73-yard kick return by All-Pro Keisean Nixon that he fumbled, only to have teammate Eric Wilson recover. Four plays later, Love threw a 2-yard touchdown pass to Tucker Kraft and the Packers extended the lead to 21-14 on a two-point conversion pass to Aaron Jones. A 52-yard field goal from Moody on the first play of the fourth quarter made it a four-point game. McCaffrey finished it off with his 6-yard run on third-and-short and the 49ers' defense held on from there, with Dre Greenlaw intercepting Love for the second time to seal San Francisco's fifth straight playoff win over Green Bay.

San Francisco 49ers Starters

OFFENSE			DEFENSE		
WR	11	B. Aiyuk	DL	91	A. Armstead
LT	71	T. Williams	DL	92	C. Young
LG	65	A. Banks	DL	98	J. Hargrave
C	64	J. Brendel	RDE	97	N. Bosa
RG	55	J. Feliciano	LB	57	D. Greenlaw
TE	68	C. McKivitz	LB	54	F. Warner
RT	85	G. Kittle	DB	2	D. Lenoir
WR	19	D. Samuel	CB	20	A. Thomas
QB	13	B. Purdy	CB	7	C. Ward
FB	44	K. Juszczyk	S	33	L. Ryan
RB	23	C. McCaffrey	S	31	T. Gipson Sr.

Green Bay Packers Starters

OFFENSE			DEFENSE		
WR	87	R. Doubs	DE	97	K. Clark
TE	85	T. Kraft	NT	93	T. Slaton
LT	63	R. Walker	DE	95	D. Wyatt
LG	74	E. Jenkins	OLB	91	P. Smith
C	71	J. Myers	ILB	58	I. McDuffie
RG	76	J. Runyan	ILB	7	O. Walker
RT	50	Z. Tom	OLB	52	R. Gary
WR	11	J. Reed	CB	23	J. Alexander
WR	13	D. Wicks	CB	37	C. Valentine
QB	10	J. Love	S	26	D. Savage
RB	33	A. Jones	S	34	J. Owens

SCORING DRIVES

TEAM	QTR	TIME	SCORING PLAY	GB	SF
Packers	1	07:22	A. Carlson 29 yd. Field Goal (14-58, 7:38)	3	0
49ers	2	08:42	G. Kittle 32 yd. pass from B. Purdy (J. Moody kick) (12-86, 5:48)	3	7
Packers	2	04:09	A. Carlson 29 yd. Field Goal (10-64, 4:33)	6	7
Packers	3	09:27	B. Melton 19 yd. pass from J. Love (A. Carlson kick) (9-75, 5:01)	13	7
49ers	3	07:39	C. McCaffrey 39 yd. run (J. Moody kick) (4-75, 1:48)	13	14
Packers	3	05:23	T. Kraft 2 yd. pass from J. Love (J. Love-A. Jones pass) (4-20, 2:16)	21	14
49ers	4	14:56	J. Moody 52 yd. Field Goal (7-14, 2:06)	21	17
49ers	4	01:07	C. McCaffrey 6 yd. run (J. Moody kick) (12-69, 5:11)	21	24

GREEN BAY PACKERS

PASSING	ATT	CP	YDS	SK/YD	TD	LG	INT	RTG
Jordan Love	34	21	194	0/0	2	38	2	72.4
TOTAL	34	21	194	0/0	2	38	2	72.4

RUSHING	ATT	YDS	AVG	LG	TD
Aaron Jones	18	108	6.0	53	0
Emanuel Wilson	4	16	4.0	8	0
Jayden Reed	1	9	9.0	9	0
Jordan Love	5	3	0.6	3	0
TOTAL	28	136	4.9	53	0

RECEIVING	NO	YDS	AVG	LG	TD
Romeo Doubs	4	83	20.8	38	0
Jayden Reed	4	35	8.8	27	0
Luke Musgrave	3	14	4.7	7	0
Tucker Kraft	3	9	3.0	7	1
Aaron Jones	3	8	2.7	6	0
Bo Melton	1	19	19.0	19	1
Christian Watson	1	11	11.0	11	0
Emanuel Wilson	1	11	11.0	11	0
Ben Sims	1	4	4.0	4	0
TOTAL	21	194	9.2	38	2

TOP DEFENSE	TOT	SOLO	AST	SCK	YDS	INT
Dre Greenlaw	9	5	4	0.0	0.0	0
De'Vondre Campbell	8	5	3	0.0	0.0	0
Jaire Alexander	5	4	1	0.0	0.0	0

FIELD GOALS	FGM/FGA	PERCENT	RESULTS
Anders Carlson	2-3	66.7	29G, 29G, 41W/L
TOTAL	2-3	66.0	

PASSING	ATT	CP	YDS	SK/YD	TD	LG	INT	RTG
Brock Purdy	39	23	252	1/7	1	32	1	86.7
TOTAL	39	23	252	1/7	1	32	1	86.7

RUSHING	ATT	YDS	AVG	LG	TD
Christian McCaffrey	17	98	5.8	39	2
Brock Purdy	6	14	2.3	9	0
Jauan Jennings	1	-1	-1.0	-1	0
TOTAL	24	111	4.6	39	2

RECEIVING	NO	YDS	AVG	LG	TD
Christian McCaffrey	7	30	4.3	9	0
Jauan Jennings	5	61	12.2	21	0
George Kittle	4	81	20.3	32	1
Brandon Aiyuk	3	32	10.7	12	0
Deebo Samuel	2	24	12.0	15	0
Chris Conley	1	17	17.0	17	0
Ray-Ray McCloud III	1	7	7.0	7	0
TOTAL	23	252	11.0	32	1

TOP DEFENSE	TOT	SOLO	AST	SCK	YDS	INT
Dre Greenlaw	8	6	2	0.0	0.0	2
Fred Warner	7	6	1	0.0	0.0	0
Deommodore Lenoir	5	4	1	0.0	0.0	0

FIELD GOALS	FGM/FGA	PERCENT	RESULTS
Jake Moody	1-2	50.0	48B, 52G
TOTAL	1-2	50.0	

Team Statistics

	Packers	49ers
First Downs	20	19
3rd-Down Eff. (Made/Att/Pct)	7/13/54%	10/16/63%
4th-Down Eff. (Made/Att/Pct)	0/1/0%	0/0/0%
Total Net Yards	330	356
Total Plays	62	64
Yards Per Play	5.3	5.6
Rushes/Net Yards	28/136	24/111
Net Passing	194	245
Pass Attempts/Completions	34/21	39/23
Had Intercepted	2	0
Sacked/Yards Lost	0/0	1/7
Punts/Average	1/42.0	4/44.8
Penalties/Yards	1/5	6/83
Fumbles/Lost	2/0	0/0
Possession Time	30:19	29:41

TRANSACTIONS

6/27/23	Signed LB Lukas Van Ness	8/30	Released DL Jonathan Ford	10/10	Released RB Patrick Taylor
7/19	Signed QB Alex McGough	8/30	Signed S Innis Gaines to practice squad	10/17	Signed CB Anthony Johnson to practice squad
7/19	Signed TE Luke Musgrave	8/30	Signed QB Alex McGough to practice squad	10/17	Signed RB James Robinson to practice squad
7/19	Released C DJ Scaife	8/30	Signed WR Bo Melton to practice squad	10/17	Released CB Kiondre Thomas from practice squad
7/20	Signed WR Jayden Reed	8/30	Signed LB Arron Mosby to practice squad	10/21	Released LB Justin Hollins
7/26	Signed WR Cody Chest	8/30	Signed LB Kenneth Odumegwu to practice squad	10/21	Activated CB Eric Stokes off reserve/physically unable to perform
7/26	Waived/injured WR Jeff Cotton	8/30	Signed FB Henry Pearson to practice squad	10/25	Signed CB Corey Ballentine to active roster from practice squad
7/28	Released LB Jonathan Garvin	8/30	Signed S Benny Sapp III to practice squad	10/25	Signed CB Zyon Gilbert to practice squad
7/31	Claimed C James Empey off waivers from Tennessee Titans	8/30	Signed DL Chris Slayton to practice squad	10/25	Signed CB Robert Rochell off Carolina Panthers' practice squad
8/1	Released G Chuck Filiaga	8/30	Signed RB Patrick Taylor to practice squad	10/25	Placed S Darnell Savage on injured reserve
8/1	Released TE Camren McDonald	8/30	Signed T Kadeem Telfort to practice squad	10/25	Placed CB Eric Stokes on injured reserve
8/1	Signed WR Dre Miller	8/30	Signed CB Kiondre Thomas to practice squad	10/30	Signed LB Rashan Gary to contract extension
8/2	Released LB La'Darius Hamilton	8/31	Claimed S Zayne Anderson off waivers from Buffalo Bills	10/31	Traded CB Rasul Douglas to Buffalo Bills
8/2	Released LB Arron Mosby off waivers from Carolina Panthers	8/31	Signed LS Matt Orzech	11/4	Elevated S Innis Gaines from practice squad to active roster for game day
8/2	Signed C Cole Schneider	8/31	Claimed TE Ben Sims off waivers from Minnesota Vikings	11/6	Signed RB Ellis Merriweather to practice squad
8/3	Claimed LB Arron Mosby off waivers from Carolina Panthers	8/31	Placed T Luke Tenuta on injured reserve	11/6	Released RB James Robinson from practice squad
8/6	Released QB Danny Etring	9/1	Signed LB Kristian Welch to practice squad	11/11	Signed S Innis Gaines to active roster from practice squad
8/7	Signed RB Nate McCrary	9/1	Released C James Empey from practice squad	11/13	Released S Innis Gaines
8/21	Placed TE Tyler Davis on injured reserve	9/9	Signed DL Jonathan Ford to practice squad	11/14	Signed LB Austin Ajiaka to practice squad
8/21	Signed LB Marvin Pierre	9/9	Elevated S Innis Gaines from practice squad to active roster for game day	11/15	Claimed CB Kyu Blu Kelly off waivers from Seattle Seahawks
8/22	Signed CB Elijah Hamilton	9/9	Elevated RB Patrick Taylor from practice squad to active roster for game day	11/18	Elevated S Benny Sapp III from practice squad to active roster for game day
8/22	Waived/injured C/G Jake Hanson	9/12	Released TE Austin Allen from practice squad	11/20	Released S Dallin Leavitt
8/28	Released P Pat O'Donnell	9/12	Signed OL Michael Jordan to practice squad	11/20	Signed RB James Robinson to practice squad
8/29	Released TE Austin Allen	9/16	Elevated S Innis Gaines from practice squad to active roster for game day	11/20	Signed RB Patrick Taylor off New England Patriots' practice squad
8/29	Released CB Corey Ballentine	9/16	Elevated RB Patrick Taylor from practice squad to active roster for game day	11/20	Released LB Christian Young from practice squad
8/29	Released LB Keshawn Banks	9/23	Elevated CB Corey Ballentine from practice squad to active roster for game day	11/22	Signed WR Bo Melton to active roster from practice squad
8/29	Released WR Jadakis Bonds	9/23	Elevated RB Patrick Taylor from practice squad to active roster for game day	11/22	Placed TE Luke Musgrave on injured reserve
8/29	Released WR Cody Chest	9/23	Elevated CB Corey Ballentine from practice squad to active roster for game day	11/22	Elevated FB Henry Pearson from practice squad to active roster for game day
8/29	Released T Jean Delance	9/28	Placed T David Bakhtiari on injured reserve	11/22	Signed RB James Robinson to active roster from practice squad
8/29	Released WR Grant DuBose	9/28	Elevated CB Corey Ballentine from practice squad to active roster for game day	11/22	Elevated S Benny Sapp III from practice squad to active roster for game day
8/29	Released C James Empey	9/28	Elevated CB Kiondre Thomas from practice squad to active roster for game day	11/22	Placed RB Emanuel Wilson on injured reserve
8/29	Released CB Tyrell Ford	9/28	Signed LB Kristian Welch to active roster from practice squad	11/27	Released WR Bo Melton
8/29	Released S Innis Gaines	10/3	Signed LB Christian Young to practice squad	11/27	Released RB James Robinson
8/29	Waived/injured RB Tyler Goodson	10/9	Elevated CB Corey Ballentine from practice squad to active roster for game day	11/28	Released CB Anthony Johnson from practice squad
8/29	Released CB Elijah Hamilton	10/9	Released LB Justin Hollins	11/28	Signed TE Joel Wilson to practice squad
8/29	Waived/injured LS Broughton Hatcher	10/9	Signed RB Patrick Taylor to active roster from practice squad	11/29	Signed WR Bo Melton to practice squad
8/29	Released CB William Hooper	10/10	Signed LB Justin Hollins	11/29	Signed RB James Robinson to practice squad
8/29	Released CB Shemar Jean-Charles			12/2	Elevated FB Henry Pearson from practice squad to active roster for game day
8/29	Released DL Jason Lewan				
8/29	Released RB Nate McCrary				
8/29	Released QB Alex McGough				
8/29	Released WR Bo Melton				
8/29	Released WR Dre Miller				
8/29	Placed S Tarvarius Moore on injured reserve				
8/29	Released LB Arron Mosby				
8/29	Released DL Antonio Moultrie				
8/29	Waived/injured RB Lew Nichols				
8/29	Released LB Kenneth Odumegwu				
8/29	Released LS Matt Orzech				
8/29	Released FB Henry Pearson				
8/29	Released LB Jimmy Phillips Jr.				
8/29	Released LB Marvin Pierre				
8/29	Released S Benny Sapp III				
8/29	Released C Cole Schneider				
8/29	Released DL Chris Slayton				
8/29	Placed CB Eric Stokes on reserve/physically unable to perform				
8/29	Released RB Patrick Taylor				
8/29	Released T Kadeem Telfort				
8/29	Released CB Kiondre Thomas				
8/29	Released WR Duceo Watts				
8/30	Signed TE Austin Allen to practice squad				
8/30	Signed CB Corey Ballentine to practice squad				
8/30	Signed LB Keshawn Banks to practice squad				
8/30	Released LB Tariq Carpenter				
8/30	Signed WR Grant DuBose to practice squad				
8/30	Signed C James Empey to practice squad				

TRANSACTIONS

12/2	Elevated RB James Robinson from practice squad to active roster for gameday	1/1	Placed WR Samori Toure on injured reserve	1/24	Signed K Jack Podlesny
12/2	Activated S Darnell Savage off injured reserve	1/2	Signed CB Anthony Johnson to practice squad	3/8	Re-signed TE Tyler Davis
12/5	Signed RB Kenyan Drake to practice squad	1/6	Elevated WR Grant DuBose from practice squad to active roster for gameday	3/11	Released T David Bakhthari
12/5	Claimed CB David Long Jr. off waivers from Carolina Panthers	1/6	Placed S Rudy Ford on injured reserve	3/11	Released RB Aaron Jones
12/5	Released RB James Robinson from practice squad	1/6	Released CB David Long Jr.	3/12	Re-signed CB Corey Ballentine
12/11	Elevated RB Kenyan Drake from practice squad to active roster for gameday	1/6	Activated TE Luke Musgrave off injured reserve	3/13	Released LB De'Vondre Campbell
12/12	Released LB Austin Ajiake from practice squad	1/6	Activated RB Emanuel Wilson off injured reserve	3/13	Re-signed LB Kristian Welch
12/12	Released CB Kyu Blu Kelly	1/6	Released RB Josh Jacobs	3/15	Re-signed RB AJ Dillon
12/12	Signed WR Thyrick Pitts to practice squad	1/6	Activated TE Luke Musgrave off injured reserve	3/15	Signed RB Josh Jacobs
12/16	Elevated RB Kenyan Drake from practice squad to active roster for gameday	1/6	Activated RB Emanuel Wilson off injured reserve	3/15	Signed S Xavier McKinney
12/16	Elevated WR Bo Melton from practice squad to active roster for gameday	1/12	Released RB Kenyan Drake from practice squad	3/15	Re-signed CB Keisean Nixon
12/16	Activated CB Eric Stokes off injured reserve	1/12	Signed CB David Long Jr. to practice squad	3/19	Re-signed CB Robert Rochell
12/23	Elevated WR Bo Melton from practice squad to active roster for gameday	1/13	Elevated CB David Long Jr. from practice squad to active roster for gameday	3/22	Re-signed LB Eric Wilson
12/23	Elevated S Benny Sapp III from practice squad to active roster for gameday	1/12	Released RB Kenyan Drake from practice squad	4/10	Signed K Greg Joseph
12/27	Placed CB Jaire Alexander on reserve/suspended list by the club for one game	1/12	Signed CB David Long Jr. to practice squad	4/18	Signed CB Gemon Green
12/30	Elevated WR Bo Melton from practice squad to active roster for gameday	1/13	Elevated CB David Long Jr. from practice squad to active roster for gameday	5/3	Signed T Andre Dillard
12/30	Signed S Benny Sapp III to active roster from practice squad	1/16	Signed LB Deslin Alexandre to a future/reserve contract	5/3	Signed LS Peter Bowden
12/30	Placed CB Eric Stokes on injured reserve	1/16	Signed LB Deandre Johnson to a future/reserve contract	5/3	Signed DL James Ester
1/1/24	Signed S Tyler Coyle to practice squad	1/16	Signed LB Christian Young to a future/reserve contract	5/3	Signed LB Ralen Gorfth
1/1	Signed WR Bo Melton to active roster from practice squad	1/20	Elevated LB Keshawn Banks from practice squad to active roster for gameday	5/3	Signed RB Jarveon Howard
		1/20	Released OL Michael Jordan from practice squad	5/6	Signed G/T Donovan Jennings
		1/22	Signed P Pat O'Donnell to practice squad	5/6	Signed OL Trente Jones
		1/22	Signed LB Keshawn Banks	5/3	Signed DL Rodney Mathews
		1/22	Signed S Tyler Coyle	5/3	Signed TE Messiah Swinson
		1/22	Signed WR Grant DuBose	5/3	Signed QB Kalen King
		1/22	Signed DL Jonathan Ford	5/3	Signed QB Michael Pratt
		1/22	Signed CB Zyon Gilbert	5/6	Released CB Anthony Johnson
		1/22	Signed CB Anthony Johnson	5/6	Released DL Deandre Johnson
		1/22	Signed QB Alex McGough	5/6	Waived/injured WR Thyrick Pitts
		1/22	Signed RB Ellis Merriweather	5/6	Signed WR Julian Hicks
		1/22	Signed LB Arron Mosby	5/6	Signed G/G Lecitus Smith
		1/22	Signed LB Kenneth Odumegwu	5/9	Signed WR Dimitri Stanley
		1/22	Signed FB Henry Pearson	5/6	Released DL Rodney Mathews
		1/22	Signed WR Thyrick Pitts	5/13	Claimed DL Spencer Waage off waivers from San Francisco 49ers
		1/22	Signed T Kadeem Telfort	5/13	Placed OL Trente Jones on reserve/retired
		1/22	Signed TE Joel Wilson	5/14	Signed T Travis Glover
				5/14	Signed LB Ty'Ron Hopper
				5/14	Signed RB MarShawn Lloyd
				5/14	Signed C/G Jacob Monk
				5/14	Signed S Kitan Oladapo
				5/14	Signed S Evan Williams
				5/23	Signed LB Edgerrin Cooper
				6/3	Signed S Javon Bullard
				6/13	Signed T/G Jordan Morgan

STADIUM ABBREVIATIONS

3CP	3Com Park, SF	EF	Ebbets Field, Brooklyn	LP	League Park, Cleveland	RIS	Rich Stadium, Buf.
AC	Adelphia C., Nashville	EJD	Edward Jones D., StL	LPF	LP Field, Tenn.	RJS	Raymond James S., TB
AcS	Acrista S., Pitt.	ES	Ericsson S., Charlotte	LS	Levi's Stadium, Santa Clara	RIS	Reliant S., Houston
AD	Astrodome, Houston	FCS	Fulton Co. S., Atlanta	LSD	La. Superdome, NO	Rvs	Riverfront S., Cin.
AgS	Allegiant S., Las Vegas	FES	FirstEnergy S., Cle.	MBD	Mercedes-Benz Superdome	RWS	Ralph Wilson S., Buf.
AIS	ALLTEL S., Jax.	FF	Ford Field, Detroit	MBS	Mercedes-Benz S., Atl.	SAF	Sports Authority Field, Den.
Ana	Anaheim S., CA	FB	Forbes Field, Pitt.	MD	Metrodome, Minn.	SDS	San Diego Stadium, San.
AR	Arrowhead S., KC	FF	Fenway Park, Boston	Met	Metropolitan S., Minn.	SDv	Sun Devil S., Tempe
ATS	AT&T S., Arlington	FR	Franklin Field, Pitt.	MF	Muzzy F., Bristol, Conn.	SE	Soldier Field, Chicago
BAS	Bank of America S., Char.	FS	Foxboro S., Foxboro	MHS	Mile High S., Denver	SFP	State Fair P., Milwaukee
BMS	Memorial S., Bal.	FxF	FedEx Field, Maryland	MLS	MetLife Stadium, NY	SFS	State Farm S., Glendale, AZ
BrS	Briggs S., Detroit	GD	Georgia Dome, Atlanta	MP	Monster Park, SF	SIS	Schaefer S., Foxboro
BuS	Busch Stadium, STL	GIS	Gillette S., Foxboro	MS	Marquette S., Milw.	SHS	Shea S., Flushing, NY
CB	Cotton Bowl, Dallas	GrS	Griffith S., Washington	MS	Memorial S., Champaign	SLS	Sun Life S., Miami
CBS	Cleveland Browns Stadium	GS	Giants Stadium, N.J.	MTS	M&T Bank S., Baltimore	SP	Shibe Park, Philadelphia
CF	Cinergy Field, Cin.	HRS	Hard Rock S., Miami	NAC	Net. Associates C., Oak.	SuS	Sullivan S., Foxboro
CIS	GB City S., Green Bay	HD	Hoosier Dome, Ind.	NMS	New Meadowlands S.	TaS	Tampa Stadium
CIF	CenturyLink Field, Seattle	HF	Heinz Field, Pitt.	NRG	NRG Stadium, Houston	TBF	TIAA Bank F., Jacksonville
CMS	Municipal S., Cle.	HS	Highmark S., Buf.	NS	Nissan S., Nashville	TBS	TCF Bank Stadium, Minn.
CoMS	Connie Mack S., Phi.	HS	Houlihan's S., Tampa	OB	Orange Bowl, Miami	TGS	Tiger Stadium, Detroit
CoP	Comiskey P., Chicago	IF	INVESCO Field, Denver	OC	Oakland-Alameda Co. C.	TRS	Three Rivers S., Pitt.
CoS	County S., Milwaukee	JM	Jacksonville Municipal S.	OcC	O.c.o Coliseum	TuS	Tulane S., New Orleans
CIS	old City S., Green Bay	JMS	Jack Murphy S., SD	PBS	Paul Brown S., Cin.	TWD	Trans World Dome, STL.
CP	Candlestick Park, SF	JS	Joe Robbie S., Miami	PG	Polo Grounds, NY	Txs	Texas Stadium, Irving
CS	Cowboys S., Arlington	KD	Kingdome, Seattle	PPS	Pro Player S., Miami	THS	Tottenham Hotspur S., Lon.
DAC	D. at America's Center, StL	KS	Kezar S., San Fran.	PS	Pitt Stadium, Pitt.	UPS	Univ. of Phoenix Stadium
DF	Dudley Field, Nashville	LAC	Memorial Col., LA	PD	Pontiac Silverdome	USS	U.S. Bank Stadium, Minn.
DS	Dolphin S., Miami	LF	Lambeau Field, GB	QF	Qwest Field, Seattle	VS	Veterans S., Phi.
DSP	Dignity Health Sports P., CA	FFF	Lincoln Financial F., Phi.	QS	Qualcomm S., SD	WF	Wrigley Field, Chicago
EBF	EverBank Field, Jax.	LFS	Lakefront S., Kenosha	RCA	RCA Dome, Ind.	YB	Yale Bowl, Conn.
EPF	Empower Field, Denver	LOS	Lucas Oil Stadium, Ind.	RFK	RFK Stadium, Was.	YS	Yankee S., Bronx, NY

2023 NFL STANDINGS

AMERICAN FOOTBALL CONFERENCE

AFC East	W	L	T	Pct.	PF	PA	Home	Road	AFC	NFC	DIV
y-Buffalo Bills	11	6	0	.647	451	311	7-2	4-4	7-5	4-1	4-2
x-Miami Dolphins	11	6	0	.647	496	391	7-2	4-4	7-5	4-1	4-2
New York Jets	7	10	0	.412	268	355	4-5	3-5	4-8	3-2	2-4
New England Patriots	4	13	0	.235	236	366	1-8	3-5	4-8	0-5	2-4
AFC North	W	L	T	Pct.	PF	PA	Home	Road	AFC	NFC	DIV
*yz-Baltimore Ravens	13	4	0	.765	483	280	6-3	7-1	8-4	5-0	3-3
x-Cleveland Browns	11	6	0	.647	396	362	8-1	3-5	8-4	3-2	3-3
x-Pittsburgh Steelers	10	7	0	.588	304	324	5-4	5-3	7-5	3-2	5-1
Cincinnati Bengals	9	8	0	.529	366	384	6-3	3-5	4-8	5-0	1-5
AFC South	W	L	T	Pct.	PF	PA	Home	Road	AFC	NFC	DIV
y-Houston Texans	10	7	0	.588	377	353	6-3	4-4	7-5	3-2	4-2
Jacksonville Jaguars	9	8	0	.529	377	371	4-5	5-3	6-6	3-2	4-2
Indianapolis Colts	9	8	0	.529	396	415	4-5	5-3	7-5	2-3	3-3
Tennessee Titans	6	11	0	.353	305	367	5-4	1-7	4-8	2-3	1-5
AFC West	W	L	T	Pct.	PF	PA	Home	Road	AFC	NFC	DIV
y-Kansas City Chiefs	11	6	0	.647	371	294	5-4	6-2	9-3	2-3	4-2
Las Vegas Raiders	8	9	0	.471	332	331	6-3	2-6	6-6	2-3	4-2
Denver Broncos	8	9	0	.471	357	413	5-4	3-5	5-7	3-2	3-3
Los Angeles Chargers	5	12	0	.294	346	398	2-7	3-5	3-9	2-3	1-5

NATIONAL FOOTBALL CONFERENCE

NFC East	W	L	T	Pct.	PF	PA	Home	Road	NFC	AFC	DIV
y-Dallas Cowboys	12	5	0	.706	509	315	8-0	4-5	9-3	3-2	5-1
x-Philadelphia Eagles	11	6	0	.647	433	428	6-2	5-4	7-5	4-1	4-2
New York Giants	6	11	0	.353	266	407	4-4	2-7	5-7	1-4	3-3
Washington Commanders	4	13	0	.235	329	518	1-7	3-6	2-10	2-3	0-6
NFC North	W	L	T	Pct.	PF	PA	Home	Road	NFC	AFC	DIV
y-Detroit Lions	12	5	0	.706	461	395	6-2	6-3	8-4	4-1	4-2
x-Green Bay Packers	9	8	0	.529	383	350	5-3	4-5	7-5	2-3	4-2
Minnesota Vikings	7	10	0	.412	344	362	2-6	5-4	6-6	1-4	2-4
Chicago Bears	7	10	0	.412	360	379	5-3	2-7	6-6	1-4	2-4
NFC South	W	L	T	Pct.	PF	PA	Home	Road	NFC	AFC	DIV
y-Tampa Bay Buccaneers	9	8	0	.529	348	325	4-4	5-4	7-5	2-3	4-2
New Orleans Saints	9	8	0	.529	402	327	5-3	4-5	6-6	3-2	4-2
Atlanta Falcons	7	10	0	.412	321	373	5-3	2-7	4-8	3-2	3-3
Carolina Panthers	2	15	0	.118	236	416	2-6	0-9	1-11	1-4	1-5
NFC West	W	L	T	Pct.	PF	PA	Home	Road	NFC	AFC	DIV
*yz-San Francisco 49ers	12	5	0	.706	491	298	5-3	7-2	10-2	2-3	5-1
x-Los Angeles Rams	10	7	0	.588	404	377	5-3	5-4	8-4	2-3	5-1
Seattle Seahawks	9	8	0	.529	364	402	5-3	4-5	7-5	2-3	2-4
Arizona Cardinals	4	13	0	.235	330	455	2-6	2-7	3-9	1-4	0-6

x - clinched playoff berth y - clinched division title z - clinched first-round bye * - clinched home-field advantage

2023 NATIONAL FOOTBALL LEAGUE PLAYOFFS

AFC

Wild Card Playoffs

HOUSTON 45, Cleveland 14
KANSAS CITY 26, Miami 7
BUFFALO 31, Pittsburgh 17

Divisional Playoffs

BALTIMORE 34, Houston 10
Kansas City 27, BUFFALO 24

NFC

Wild Card Playoffs

Green Bay 48, DALLAS 32
DETROIT 24, L.A. Rams 23
TAMPA BAY 32, Philadelphia 9

Divisional Playoffs

SAN FRANCISCO 24, Green Bay 21
DETROIT 31, Tampa Bay 23

Conference Championship

Kansas City 17, BALTIMORE 10

Conference Championship

SAN FRANCISCO 34, Detroit 31

Super Bowl LVII

Kansas City 25, San Francisco 22 (OT)
at Allegiant Stadium; Las Vegas

Home playoff teams in CAPS



»» RECORDS & HISTORY

GO
GO PACK GO
GO

SERVICE

Most Seasons, Head Coach

- 31 Earl L. "Curly" Lambeau, 1919-49
- 13 Mike McCarthy, 2006-18
- 9 Vince Lombardi, 1959-67
- Bart Starr, 1975-83
- 7 Mike Holmgren, 1992-98

Most Seasons, Active Player

- 18 Aaron Rodgers, 2005-22
- 16 Bart Starr, 1956-71
- Brett Favre, 1992-2007
- Mason Crosby, 2007-22
- 15 Ray Nitschke, 1958-72
- 14 Forrest Gregg, 1956, 1958-70
- Donald Driver, 1999-2012
- 13 Charles "Buckets" Goldenberg, 1933-45
- Dave Hanner, 1952-64



Gregg

Most Games Played

- 258 Mason Crosby, 2007-22 (16 seasons)
- 255 Brett Favre, 1992-2007 (16 seasons)
- 230 Aaron Rodgers, 2005-22 (18 seasons)
- 205 Donald Driver, 1999-2012 (14 seasons)
- 196 Bart Starr, 1956-71 (16 seasons)
- 190 Ray Nitschke, 1958-72 (15 seasons)
- 188 William Henderson, 1995-2006 (12 seasons)
- 187 Forrest Gregg, 1956, 1958-70 (14 seasons)
- 181 LeRoy Butler, 1990-2001 (12 seasons)
- 167 Ed West, 1984-94 (11 seasons)
- Rob Davis, 1997-2007 (11 seasons)
- 166 Willie Wood, 1960-71 (12 seasons)
- 165 Chad Clifton, 2000-11 (12 seasons)
- 164 Robert Brown, 1982-92 (11 seasons)
- 162 Larry McCarren, 1973-84 (12 seasons)
- Ron Halstrom, 1982-92 (11 seasons)

Most Consecutive Games Played

- 258 Mason Crosby, 2007-22
- 255 Brett Favre, 1992-2007
- 176 Forrest Gregg, 1956, 1958-70
- 167 Rob Davis, 1997-2007
- 166 Willie Wood, 1960-71
- 162 Larry McCarren, 1973-84
- 150 Boyd Dowler, 1959-69
- 144 Ryan Longwell, 1997-2005
- 140 Fred Carr, 1968-77
- 138 Bill Forester, 1953-63
- Willie Davis, 1960-69
- 136 James Lofton, 1978-86
- 126 Jim Ringo, 1954-63
- 121 Larry Craig, 1939-49

SCORING

Most Seasons Leading League

- *5 Don Hutson, 1940-44
- 3 Paul Hornung, 1959-61
- 2 Chester Marcol, 1972, 1974

Most Consecutive Seasons Leading League

- *5 Don Hutson, 1940-44
- 3 Paul Hornung, 1959-61

ALL-TIME TWO-POINT CONVERSIONS (43)

Conversion	Play	Date, Opp.
J. Reed	Rec. from J. Love	Sept. 28, 2023, vs. Det.
S. Toure	Rec. from A. Rodgers	Sept. 24, 2023, vs. NO
M. Lewis	Rec. from A. Rodgers	Dec. 4, 2022, at ChiB
A. Jones	Rec. from A. Rodgers	Nov. 17, 2022, vs. TenT
J. Love	Run	Jan. 9, 2022, at Det.
J. Williams	Run	Nov. 1, 2020, vs. Min.
J. Williams	Run	Sept. 20, 2020, vs. Det.
G. Allison	Rec. from A. Rodgers	Dec. 23, 2019, at Min.
D. Adams	Rec. from A. Rodgers	Nov. 24, 2019, at SF
A. Rodgers	Run	Nov. 3, 2019, at LAC
A. Rodgers	Run	Dec. 23, 2018, at NYJ
A. Rodgers	Run	Dec. 16, 2018, at ChiB
J. Williams	Rec. from A. Rodgers	Nov. 22, 2015, at Min.
R. Cobb	Rec. from B. Hundley	Dec. 31, 2017, at Det.
D. Adams	Rec. from A. Rodgers	Jan. 1, 2017, at Det.
A. Rodgers	Run	Oct. 30, 2016, at Atl.
J. Jones	Rec. from A. Rodgers	Dec. 27, 2015, at Min.
J. Jones	Rec. from A. Rodgers	Nov. 22, 2015, at Min.
D. Adams	Rec. from A. Rodgers	Nov. 8, 2015, at Car.
R. Rodgers	Rec. from A. Rodgers	Sept. 20, 2015, vs. Sea.
R. Cobb	Rec. from A. Rodgers	Sept. 14, 2014, vs. NYJ
J. Nelson	Rec. from A. Rodgers	Sept. 9, 2012, vs. SF

Since 1994, when the NFL implemented the two-point conversion, the Packers are 43 for 80 (.538); opponents are 53 for 107 (.495).

Most Consecutive Seasons Leading Team

- 12 Mason Crosby, 2007-18
- 9 Ryan Longwell, 1997-2005
- 7 Don Hutson, 1939-45
- 5 Verne Lewellen, 1926-30
- Fred Cone, 1953-57
- Chris Jacke, 1989-93
- 4 Ted Fritsch, 1946-49
- Paul Hornung, 1958-61
- 3 Don Chandler, 1965-67
- Chester Marcol, 1972-74
- Jan Stenerud, 1981-83
- Al Del Greco, 1984-86

Most Points, Career

- 1,918 Mason Crosby, 2007-22 (16 seasons; 733 PAT, 395 FG)
- 1,054 Ryan Longwell, 1997-2005 (9 seasons; 376 PAT, 226 FG)
- 823 Don Hutson, 1935-45 (11 seasons; 105 TD, 172 PAT, 7 FG)
- 820 Chris Jacke, 1989-96 (8 seasons; 301 PAT, 173 FG)
- 760 Paul Hornung, 1957-62, 1964-66 (9 seasons; 62 TD, 190 PAT, 66 FG)

Most Points, Season

- 176 Paul Hornung, 1960 (15 TD, 41 PAT, 15 FG)
- 146 Paul Hornung, 1961 (10 TD, 41 PAT, 15 FG)
- 141 Mason Crosby, 2007 (48 PAT, 31 FG)
- Mason Crosby, 2013 (42 PAT, 33 FG)
- 140 Mason Crosby, 2011 (68 PAT, 24 FG)

Most Points, No Touchdowns, Season

- 141 Mason Crosby, 2007
- Mason Crosby, 2013
- 140 Mason Crosby, 2011
- 134 Mason Crosby, 2014
- 131 Ryan Longwell, 2000
- 129 Mason Crosby, 2009
- 128 Chester Marcol, 1972
- Chris Jacke, 1993
- Ryan Longwell, 1998, 2002
- 127 Mason Crosby, 2008



Marcol

Most Seasons, 100 or More Points

- 15 Mason Crosby, 2007-16, 2018-22
- 8 Ryan Longwell, 1997-2004
- 3 Paul Hornung, 1960-61, 1964
- Chris Jacke, 1989, 1993, 1996
- 2 Don Hutson, 1942-43
- Jan Stenerud, 1981, 1983
- 1 Ted Fritsch, 1946
- Jim Taylor, 1962
- Chester Marcol, 1972
- Sterling Sharpe, 1994
- Ahman Green, 2003
- Dave Rayner, 2006
- Aaron Jones, 2019
- Davante Adams, 2020
- Anders Carlson, 2023

Most Consecutive Seasons, 100 or More Points

- 10 Mason Crosby, 2007-16
- 8 Ryan Longwell, 1997-2004
- 5 Mason Crosby, 2018-22
- 2 Don Hutson, 1942-43
- Paul Hornung, 1960-61

Most Points, Rookie, Season

- 141 Mason Crosby, 2007
- 128 Chester Marcol, 1972
- 120 Ryan Longwell, 1997
- 115 Anders Carlson, 2023
- 108 Chris Jacke, 1989
- 78 Billy Howton, 1952

* — holds or shares NFL record



Longwell

Most Points, Game

- 33 Paul Hornung, vs. BalC, Oct. 8, 1961
(4 touchdowns, 6 extra points, 1 field goal)
- 31 Don Hutson, vs. Det., Oct. 7, 1945
(4 touchdowns, 7 extra points)
- 30 Paul Hornung, at BalC, Dec. 12, 1965
(5 touchdowns)
- 28 Paul Hornung, vs. Min., Sept. 16, 1962
(3 touchdowns, 4 extra points, 2 field goals)

Most Points, Quarter

- *29 Don Hutson, vs. Det., Oct. 7, 1945
(second quarter: 4 TD, 5 PAT)

Most Consecutive Games Scoring

- 144 Ryan Longwell (Week 1, 1997 - Week 17, 2005)
- 142 Mason Crosby (Week 1, 2007 - Week 15, 2015)
- 45 Jan Stenerud (4 in 1980, 16 in '81, 9 in '82, 16 in '83)
- 42 Don Chandler, 1965-67 (14 in 1965, 14 in '66, 14 in '67)
Chris Jacke, 1991-94 (9 in 1991, 16 in '92, 16 in '93, 1 in '94)
- 41 Al Del Greco, 1984-86 (9 in 1984, 16 in '85, 16 in '86)
- 40 Don Hutson, 1940-44 (2 in 1940, 11 in '41, 11 in '42, 10 in '43, 6 in '44)

TOUCHDOWNS**Most Seasons Leading League**

- *8 Don Hutson, 1935-38, 1941-44

Most Consecutive Seasons Leading League

- *4 Don Hutson, 1935-38
Don Hutson, 1941-44

Most Seasons Leading Team

- 11 Don Hutson, 1935-45
- 5 Verne Lewellen, 1926-30
Jim Taylor, 1959, 1961-64
Sterling Sharpe, 1989-90, 1992-94
- 4 Ahman Green, 2000-03
Davante Adams, 2017-18, 2020-21
- 3 Billy Howton, 1952, 1956-57
Donny Anderson, 1967, 1970-71
Barty Smith, 1976-77, 1979
Paul Coffman, 1979, 1983-84
Dorsey Levens, 1996-97, 1999
Greg Jennings, 2007-08, 2010

Most Consecutive Seasons Leading Team

- 11 Don Hutson, 1935-45
- 5 Verne Lewellen, 1926-30
- 4 Jim Taylor, 1961-64
Ahman Green, 2000-03
- 3 Sterling Sharpe, 1992-94

Most Touchdowns, Career

- 105 Don Hutson, 1935-45 (11 seasons)
- 91 Jim Taylor, 1958-66 (9 seasons)
- 73 Davante Adams, 2014-21 (8 seasons)
- 69 Jordy Nelson, 2008-14, 2016-17 (9 seasons)
- 68 Ahman Green, 2000-06, 2009 (8 seasons)

Most Touchdowns, Season

- 20 Ahman Green, 2003
- 19 Jim Taylor, 1962
- Aaron Jones, 2019
- 18 Sterling Sharpe, 1994
- Davante Adams, 2020
- 17 Don Hutson, 1942

Most Touchdowns, Rookie, Season

- 13 Billy Howton, 1952
- 11 Eddie Lacy, 2013
- 10 Jayden Reed, 2023
- 9 Max McGee, 1954
Christian Watson, 2022
- 8 Gerry Ellis, 1980
- 7 Don Hutson, 1935
Dave Hampton, 1969
Samkon Gado, 2005

Most Touchdowns, Game

- 5 Paul Hornung, at BalC, Dec. 12, 1965
- 4 Don Hutson, vs. Det., Oct. 7, 1945
Paul Hornung, vs. BalC, Oct. 8, 1961
Jim Taylor, at CleB, Oct. 15, 1961
Jim Taylor, at ChiB, Nov. 4, 1962
Jim Taylor, at Phi., Nov. 11, 1962
Donny Anderson, vs. CleB, Nov. 12, 1967
Terrell Middleton, vs. Sea., Oct. 15, 1978
Sterling Sharpe, at TB, Oct. 24, 1993
Sterling Sharpe, at DalC, Nov. 24, 1994
Dorsey Levens, vs. Ari., Jan. 2, 2000
Aaron Jones, at DalC, Oct. 6, 2019
Aaron Jones, vs. Det., Sept. 20, 2021



Hornung

Most Consecutive Games Scoring Touchdown

- 8 Davante Adams, 2020
- 7 Don Hutson, 1941-42
Don Hutson, 1943-44
Paul Hornung, 1960
Ahman Green, 2003
- 6 Clarke Hinkle, 1937
Billy Howton, 1956
Terrell Middleton, 1978
Brent Fullwood, 1988
Sterling Sharpe, 1994
Ahman Green, 2000-01
Ryan Grant, 2007
Randall Cobb, 2014
- 5 Don Hutson, 1942
Chuck Sample, 1942
Billy Howton, 1952
Fred Cone, 1953
Tim Rote, 1956
Jim Taylor, 1961
Jim Taylor, 1964
Carroll Dale, 1967-68
Dave Hampton, 1969
Antonio Freeman, 1998-99
Ahman Green, 2003-04
Greg Jennings, 2007
Davante Adams, 2017-18
Aaron Jones, 2018
Robert Tonyan, 2022
AJ Dillon, 2022

POINTS AFTER TOUCHDOWN**Most Seasons Leading League**

- 3 Don Hutson, 1941-42, 1945

Most Seasons Leading Team

- 16 Mason Crosby, 2007-22
- 9 Ryan Longwell, 1997-2005
- 8 Chris Jacke, 1989-96
- 7 Fred Cone, 1951-57
Chester Marcol, 1972-74, 1976-79

Most Consecutive Seasons Leading Team

- 16 Mason Crosby, 2007-22
- 9 Ryan Longwell, 1997-2005
- 8 Chris Jacke, 1989-96
- 7 Fred Cone, 1951-57
- 6 Don Hutson, 1940-45

Most (Kicking) PAT Attempted, Career

- 753 Mason Crosby, 2007-22
- 380 Ryan Longwell, 1997-2005
- 306 Chris Jacke, 1989-96
- 215 Fred Cone, 1951-57
- 194 Paul Hornung, 1957-62, 1964-66

Most (Kicking) PAT Attempted, Season

- 69 Mason Crosby, 2011
- 63 Mason Crosby, 2020
- 55 Mason Crosby, 2014
- 53 Chris Jacke, 1996
- 52 Jan Stenerud, 1983

Most (Kicking) PAT Attempted, Game

- 8 Don Hutson, vs. Det., Oct. 7, 1945
Don Chandler, vs. Atl., Oct. 23, 1966
- 7 Don Hutson, vs. ChiC, Nov. 1, 1942
Paul Hornung, at CleB, Oct. 15, 1961
Paul Hornung, vs. ChiB, Sept. 30, 1962
Jerry Kramer, at Phi., Nov. 11, 1962
Don Chandler, vs. CleB, Nov. 12, 1967
Jan Stenerud, vs. TB, Oct. 2, 1983
Ryan Longwell, vs. Ari., Jan. 2, 2000
Ryan Longwell, vs. NO, Oct. 9, 2005
Mason Crosby, vs. Den., Oct. 2, 2011
Mason Crosby, vs. TenT, Dec. 23, 2012
Mason Crosby, vs. ChiB, Nov. 9, 2014

Most (One-Point) Points After Touchdown, Career

- 733 Mason Crosby, 2007-22
- 376 Ryan Longwell, 1997-2005
- 301 Chris Jacke, 1989-96
- 200 Fred Cone, 1951-57
- 190 Paul Hornung, 1957-62, 1964-66

Most (One-Point) Points After Touchdown, Season

- 68 Mason Crosby, 2011 (69 attempts)
- 59 Mason Crosby, 2020 (63 attempts)
- 53 Mason Crosby, 2014 (55 attempts)
- 52 Jan Stenerud, 1983 (52 attempts)
- 51 Chris Jacke, 1996 (53 attempts)
Ryan Longwell, 2003 (51 attempts)

Most (One-Point) Points After Touchdown, Game

- 8 Don Chandler, vs. Atl., Oct. 23, 1966
- 7 Don Hutson, vs. Det., Oct. 7, 1945
Paul Hornung, at CleB, Oct. 15, 1961
Paul Hornung, vs. ChiB, Sept. 30, 1962
Jerry Kramer, at Phi., Nov. 11, 1962
Don Chandler, vs. CleB, Nov. 12, 1967
Jan Stenerud, vs. TB, Oct. 2, 1983
Ryan Longwell, vs. Ari., Jan. 2, 2000
Ryan Longwell, vs. NO, Oct. 9, 2005
Mason Crosby, vs. Den., Oct. 2, 2011
Mason Crosby, vs. TenT, Dec. 23, 2012
Mason Crosby, vs. ChiB, Nov. 9, 2014



Jacke

* — holds or shares NFL record

Most Consecutive (Kicking) Points After Touchdown

156 Ryan Longwell, 2001-05	104 Ryan Longwell, 1999-2001
134 Chris Jacke, 1990-94	100 Mason Crosby, 2007-09
105 Mason Crosby, 2011-13	99 Paul Hornung, 1960-62, 1964

Highest (Kicking) PAT Percentage, Career (100 attempts)

98.95 Ryan Longwell (376/380)
98.37 Chris Jacke (301/306)
98.25 Al Del Greco (112/114)
97.94 Paul Hornung (190/194)
97.50 Don Chandler (117/120)

Most (Kicking) PAT, No Misses, Season

52 Jan Stenerud, 1983
51 Ryan Longwell, 2003
50 Mason Crosby, 2012
48 Ryan Longwell, 1997
Ryan Longwell, 2004
Mason Crosby, 2007

Most (Kicking) PAT, No Misses, Game

8 Don Chandler, vs. All., Oct. 23, 1966
7 Don Hutson, vs. Det., Oct. 7, 1945
Paul Hornung, at CleB, Oct. 15, 1961
Paul Hornung, vs. ChiB, Sept. 30, 1962
Jerry Kramer, at Phi., Nov. 11, 1962
Don Chandler, vs. CleB, Nov. 12, 1967
Jan Stenerud, vs. TB, Oct. 2, 1983
Ryan Longwell, vs. Ari., Jan. 2, 2000
Ryan Longwell, vs. NO, Oct. 9, 2005
Mason Crosby, vs. Den., Oct. 2, 2011
Mason Crosby, vs. TenT, Dec. 23, 2012
Mason Crosby, vs. ChiB, Nov. 9, 2014

Most Two-Point Conversions, Career (Since 1994)

4 Davante Adams, 2014-21
3 Greg Jennings, 2006-12
Aaron Rodgers, 2005-22
Jamaal Williams, 2017-20
2 Edgar Bennett, 1994-96
Antonio Freeman, 1995-2001, 2003
Donald Driver, 1999-2012
Bubba Franks, 2000-07
Robert Ferguson, 2001-06
James Jones, 2007-13, 2015
Randall Cobb, 2011-18, 2021-22

Most Two-Point Conversions, Season

2 Edgar Bennett, 1996
Bubba Franks, 2003
Greg Jennings, 2009
James Jones, 2015
Jamaal Williams, 2020

Most Two-Point Conversions, Game

1 43 times (last: Jayden Reed, vs. Det., Sept. 28, 2023)
--

FIELD GOALS

Most Seasons Leading Team

16 Mason Crosby, 2007-22
9 Ryan Longwell, 1997-2005
8 Chris Jacke, 1989-96
6 Ted Fritsch, 1942, 1945-46, 1948-50
Fred Cone, 1951, 1953-57
Chester Marcol, 1972-74, 1976-78

Most Consecutive Seasons Leading Team

16 Mason Crosby, 2007-22
9 Ryan Longwell, 1997-2005
8 Chris Jacke, 1989-96
5 Fred Cone, 1953-57
4 Cub Buck, 1922-25
Paul Hornung, 1958-61

Most Field Goals Attempted, Career

485 Mason Crosby, 2007-22
277 Ryan Longwell, 1997-2005
224 Chris Jacke, 1989-96
195 Chester Marcol, 1972-80
140 Paul Hornung, 1957-62, 1964-66

Most Field Goals Attempted, Season

48 Chester Marcol, 1972	38 Paul Hornung, 1964
39 Chester Marcol, 1974	Ryan Longwell, 2000
Mason Crosby, 2007	

Most Field Goals Attempted, Game

7 Mason Crosby, at Cin., Oct. 10, 2021
6 Paul Hornung, at Pit., Oct. 30, 1960
Chester Marcol, at CleB, Sept. 17, 1972
Chester Marcol, vs. DalC, Oct. 1, 1972
Chester Marcol, vs. Det., Dec. 3, 1972
Chester Marcol, vs. Det., Sept. 29, 1974
Chester Marcol, at Min., Nov. 17, 1974

Most Field Goals, Career

395 Mason Crosby, 2007-22
226 Ryan Longwell, 1997-2005
173 Chris Jacke, 1989-96
120 Chester Marcol, 1972-80
66 Paul Hornung, 1957-62, 1964-66



Stenerud

Most Field Goals, Season

33 Chester Marcol, 1972 (48 att.)
Ryan Longwell, 2000 (38 att.)
Mason Crosby, 2013 (37 att.)
31 Chris Jacke, 1993 (37 att.)
Mason Crosby, 2007 (39 att.)

Most Field Goals, Rookie, Season

33 Chester Marcol, 1972	24 Ryan Longwell, 1997
31 Mason Crosby, 2007	22 Chris Jacke, 1989
27 Anders Carlson, 2023	

Most Field Goals, Game

5 Chris Jacke, at LARd, Nov. 11, 1990
Chris Jacke, vs. SF, Oct. 14, 1996
Ryan Longwell, at Ari., Sept. 24, 2000
Mason Crosby, vs. Det., Oct. 6, 2013
Mason Crosby, at Min., Nov. 22, 2015
Mason Crosby, vs. Min., Sept. 16, 2018
4 40 times (most: Mason Crosby, 12; last: Crosby, at Mia., Dec. 25, 2022)

Most Field Goals, Quarter

3 Paul Hornung, at Pit., Oct. 30, 1960 (1st Qtr.)
Chester Marcol, vs. Det., Dec. 3, 1972 (1st Qtr.)
Chris Jacke, at Min., Nov. 5, 1995 (2nd Qtr.)
Mason Crosby, at SLLR, Sept. 27, 2009 (1st Qtr.)
Mason Crosby, vs. Det., Oct. 18, 2009 (2nd Qtr.)
Mason Crosby, at Car., Sept. 18, 2011 (3rd Qtr.)
Mason Crosby, at Cin., Sept. 22, 2013 (2nd Qtr.)
Mason Crosby, vs. Min., Sept. 16, 2018 (4th Qtr.)

Most Consecutive Games Scoring Field Goals

17 Mason Crosby, 2013-14	12 Jan Stenerud, 1980-81
Anders Carlson, 2023	Chris Jacke, 1991-92
15 Ryan Longwell, 2004-05	Mason Crosby, 2007
14 Ryan Longwell, 1997-98	

GAME-WINNING/GAME-SAVING FG, SINCE 1970

Kicker	Date	Opp	Yards	Made score	Final
A. Carlson	12/24/23	at Car	32	33-30	W, 33-30
M. Crosby	11/13/22	DalC	28	31-28+	W, 31-28+
M. Crosby	10/02/22	Ne	31	27-24+	W, 27-24+
M. Crosby	10/10/21	at Cin	49	25-22+	W, 25-22+
M. Crosby	09/26/21	at SF	51	30-28	W, 30-28
M. Crosby	12/29/19	at Det	33	23-20	W, 23-20
M. Crosby	10/14/19	Det	23	23-22	W, 23-22
M. Crosby	10/15/18	SF	27	33-30	W, 33-30
M. Crosby	09/24/17	Cin	27	27-24+	W, 27-24+
M. Crosby	12/18/16	at ChiB	32	30-27	W, 30-27
M. Crosby	11/24/13	Min.	27	23-23	T, 26-26+
M. Crosby	12/04/11	at NYG	31	38-35	W, 38-35
M. Crosby	11/02/08	at TenT	38	13-13	L, 13-16+
M. Crosby	09/08/07	Phi.	42	16-13	W, 16-13
D. Raymer	12/21/06	Min.	44	9-7	W, 9-7
R. Longwell	12/11/05	Det	28	16-13+	W, 16-13+
R. Longwell	12/11/05	Det	39	13-13	W, 16-13+
R. Longwell	12/24/04	at Min.	29	34-31	W, 34-31
R. Longwell	12/12/04	Det.	23	16-13	W, 16-13
R. Longwell	11/21/04	at HouT	46	16-13	W, 16-13
R. Longwell	11/14/04	Min.	33	34-31	W, 34-31
R. Longwell	09/08/02	Atl.	34	37-34+	W, 37-34+
R. Longwell	12/24/00	TB	22	17-14+	W, 17-14+
R. Longwell	10/15/00	SF	35	31-28	W, 31-28
R. Longwell	09/17/00	Phi.	38	6-3	W, 6-3
R. Longwell	12/27/98	at ChiB	18	16-13	W, 16-13
C. Jacke	10/14/96	SF	53	23-20+	W, 23-20+
C. Jacke	10/14/96	SF	31	20-20	W, 23-20+
C. Jacke	10/14/93	at Ind	36	19-17	W, 19-17
C. Jacke	11/15/92	Phi.	41	27-24	W, 27-24
C. Jacke	09/06/92	Min.	24	20-20	L, 20-23+
C. Jacke	09/15/91	TB	22	15-13	W, 15-13
C. Jacke	12/03/89	at TB	47	17-16	W, 17-16
C. Jacke	10/29/89	Det.*	38	23-20+	W, 23-20+
C. Jacke	10/01/89	Atl.*	22	23-21	W, 23-21
A. Del Greco	10/25/87	at Det.	45	34-33	W, 34-33
M. Zendejas	10/11/87	Det.	45	16-16	L, 16-19+
A. Del Greco	12/15/85	at Det.	27	26-23	W, 26-23
A. Del Greco	10/13/85	Min.*	22	20-17	W, 20-17
J. Stenerud	12/12/83	at TB	23	12-9+	W, 12-9+
J. Stenerud	12/12/83	at TB	23	9-9	W, 12-9+
J. Stenerud	12/04/83	ChiB	19	31-28	W, 31-28
J. Stenerud	10/17/83	Was.	20	48-47	W, 48-47
J. Stenerud	09/18/83	LARm*	36	27-24	W, 27-24
J. Stenerud	09/04/83	at HouO	42	41-38+	W, 41-38+
J. Stenerud	11/08/81	NYG*	23	26-24	W, 26-24
C. Marcol	10/29/78	TB	48	9-7	W, 9-7
C. Marcol	09/29/74	Det.*	22	21-19	W, 21-19
C. Marcol	10/07/73	at NYG*	32	16-14	W, 16-14
C. Marcol	09/23/73	Det.	24	9-9	T, 9-9
C. Marcol	10/08/72	at ChiB	37	20-17	W, 20-17
C. Marcol	10/01/72	DalC*	22	16-13	W, 16-13
T. Webster	12/05/71	at SILC	27	16-16	T, 16-16
L. Michaels	11/07/71	at ChiB	22	17-14	W, 17-14
D. Livingston	10/12/70	at SD	14	22-20	W, 22-20

*Milwaukee; *Overtime; *at New Haven, Conn. regular-season games only

INDIVIDUAL RECORDS
COMMUNITY
ADMIN. & COACHES
VETERANS
DRAFT & FREE AGENTS
2023 REVIEW
INDIVIDUAL RECORDS
LAMBEAU FIELD
MISC.

Most Consecutive Field Goals

27 Mason Crosby, 2019-21	15 Chris Jacke, 1989-90
23 Mason Crosby, 2010-11	14 Ryan Longwell, 2002
19 Mason Crosby, 2013-14	Ryan Longwell, 2002-03
17 Chris Jacke, 1993	Mason Crosby, 2012-13

Longest Field Goal

58 Mason Crosby, at Min., Oct. 23, 2011
57 Mason Crosby, at NYG, Nov. 17, 2013
Mason Crosby, at DalC, Dec. 15, 2013
Mason Crosby, at Det., Dec. 13, 2020
56 Mason Crosby, at Phi., Sept. 12, 2010
Mason Crosby, at Atl., Oct. 9, 2011
Mason Crosby, at Den., Nov. 1, 2015
Mason Crosby, vs. Min., Jan. 1, 2023
55 Mason Crosby, vs. NYJ, Sept. 14, 2014
54 Chris Jacke, at Det., Jan. 2, 1994
Ryan Longwell, at TenT, Dec. 16, 2001
Dave Rayner, at Phi., Oct. 2, 2006
Mason Crosby, vs. ChiB, Sept. 13, 2012
Mason Crosby, at Det., Nov. 28, 2013
Mason Crosby, vs. Sea., Sept. 20, 2015
Mason Crosby, at SF, Sept. 26, 2021
Mason Crosby, at Min., Nov. 21, 2021

Highest Field Goal Percentage, Career (50 att.)

81.59 Ryan Longwell (226/277)
81.44 Mason Crosby (395/485)
80.82 Jan Stenerud (59/73)
77.23 Chris Jacke (173/224)
66.67 Al Del Greco (50/75)

Highest Field Goal Percentage, Season (1 att./game)

100.00 Mason Crosby, 2020 (16/16)
91.67 Jan Stenerud, 1981 (22/24)
Mason Crosby, 2019 (22/24)
89.19 Mason Crosby, 2013 (33/37)
88.46 Ryan Longwell, 2003 (23/26)

Most Field Goals, No Misses, Game

5 Chris Jacke, at LARd, Nov. 11, 1990
Chris Jacke, vs. SF, Oct. 14, 1996
Ryan Longwell, at Ari., Sept. 24, 2000
Mason Crosby, vs. Det., Oct. 6, 2013
Mason Crosby, at Min., Nov. 22, 2015

Most Field Goals, 50 or More Yards, Career

43 Mason Crosby, 2007-22
17 Chris Jacke, 1989-96
13 Ryan Longwell, 1997-2005
3 Chester Marcol, 1972-80
Anders Carlson, 2023
2 Ted Fritsch, 1942-50
Paul Hornung, 1957-62, 1964-66
Jan Stenerud, 1980-83
Al Del Greco, 1984-87

Most Field Goals, 50 or More Yards, Season

6 Chris Jacke, 1993	2 Chester Marcol, 1972
5 Mason Crosby, 2013	Jan Stenerud, 1981
Mason Crosby, 2018	Al Del Greco, 1986
4 Ryan Longwell, 2005	Chris Jacke, 1990
Mason Crosby, 2014	Chris Jacke, 1992
Mason Crosby, 2015	Ryan Longwell, 2004
Mason Crosby, 2020	Mason Crosby, 2009
3 Chris Jacke, 1995	Mason Crosby, 2010
Ryan Longwell, 2000	Mason Crosby, 2011
Mason Crosby, 2007	Mason Crosby, 2012
Mason Crosby, 2008	
Mason Crosby, 2021	
Anders Carlson, 2023	

Most Field Goals, 50 or More Yards, Game

2 Ryan Longwell, at Atl., Nov. 13, 2005
Mason Crosby, vs. Buf., Sept. 30, 2018
Mason Crosby, at SF, Sept. 26, 2021

SAFETIES**Most Safeties, Career**

2 Willie Davis, 1960-69
Tim Harris, 1986-90

Most Safeties, Season

*2 Tim Harris, 1988

Most Safeties, Game

1 26 times
(last: Josiah Deguara, vs. NYG, Oct. 9, 2022)

RUSHING**ATTEMPTS, RUSHING****Most Seasons Leading League**

2 Jim Taylor, 1960, 1962
1 Clarke Hinkle, 1941

Most Seasons Leading Team

8 Clarke Hinkle, 1932-34, 1937-41
7 Jim Taylor, 1960-66
6 Ahman Green, 2000-04, 2006
5 John Brockington, 1971-75
4 Tony Canadeo, 1943, 1948-50
Ryan Grant, 2007-09, 2011
Aaron Jones, 2018-20, 2022

Most Consecutive Seasons Leading Team

7 Jim Taylor, 1960-66
5 Clarke Hinkle, 1937-41
John Brockington, 1971-75
Ahman Green, 2000-04
3 Clarke Hinkle, 1932-34
Ted Fritsch, 1944-46
Tony Canadeo, 1948-50
Edgar Bennett, 1994-96
Dorsey Levens, 1997-99
Ryan Grant, 2007-09
Eddie Lacy, 2013-15
Aaron Jones, 2018-20

Most Attempts, Career

1,851 Ahman Green, 2000-06, 2009 (8 seasons)
1,811 Jim Taylor, 1958-1966 (9 seasons)
1,293 John Brockington, 1971-77 (7 seasons)
1,177 Aaron Jones, 2017-23 (7 seasons)
1,171 Clarke Hinkle, 1932-41 (10 seasons)

Most Attempts, Season

355 Ahman Green, 2003 (16 games)
329 Dorsey Levens, 1997 (16 games)
316 Edgar Bennett, 1995 (16 games)
312 Ryan Grant, 2008 (16 games)
304 Ahman Green, 2001 (16 games)

Most Attempts, Rookie, Season

284 Eddie Lacy, 2013 (15 games)
216 John Brockington, 1971 (14 games)
153 Jamaal Williams, 2017 (16 games)
143 Samkon Gado, 2005 (8 games)
126 Gerry Ellis, 1980 (15 games)

Most Attempts, Game

39 Terrell Middleton, vs. Min., Nov. 26, 1978 (110 yds.)
33 Dorsey Levens, vs. DalC, Nov. 23, 1997 (119 yds.)
Ahman Green, at Car., Sept. 13, 2004 (119 yds.)
Ryan Grant, at Sea., Oct. 12, 2008 (90 yds.)
32 Jim Grabowski, vs. ChiB, Sept. 24, 1967 (111 yds.)
John Brockington, at Min., Nov. 17, 1974 (137 yds.)
31 Dorsey Levens, at Min., Dec. 1, 1997 (108 yds.)
Ahman Green, at NE, Oct. 13, 2002 (136 yds.)
Ryan Grant, vs. Ind., Oct. 19, 2008 (105 yds.)
30 Jim Taylor, vs. Pit., Nov. 3, 1963 (141 yds.)
John Brockington, at ChiB, Nov. 7, 1971 (142 yds.)
Harlan Huckleby, at NYG, Oct. 4, 1981 (88 yds.)
Edgar Bennett, at ChiB, Sept. 11, 1995 (96 yds.)
Ahman Green, vs. ChiB, Dec. 7, 2003 (80 yds.)

YARDS GAINED, RUSHING**Most Seasons Leading League**

1 Jim Taylor, 1962

Most Seasons Leading Team

7 Clarke Hinkle, 1932-34, 1936-37, 1940-41
Jim Taylor, 1960-66
6 Ahman Green, 2000-04, 2006
5 Tony Canadeo, 1943, 1946-49
John Brockington, 1971-75
Aaron Jones, 2018-20, 2022-23
3 Ted Fritsch, 1942, 1944-45
Tobin Rote, 1951-52, 1956
Gerry Ellis, 1981, 1983-84
Eddie Lee Ivery, 1980, 1982, 1985
Edgar Bennett, 1994-96
Ryan Grant, 2007-09
Eddie Lacy, 2013-15



Bennett



Hinkle

* — holds or shares NFL record

Most Consecutive Seasons Leading Team

7	Jim Taylor, 1960-66	3	Clarke Hinkle, 1932-34
5	John Brockington, 1971-75		Edgar Bennett, 1994-96
	Ahman Green, 2000-04		Ryan Grant, 2007-09
4	Tony Canadeo, 1946-49		Eddie Lacy, 2013-15
			Aaron Jones, 2018-20

Most Yards Rushing, Career

8,322	Ahman Green, 2000-06, 2009 (8 seasons)
8,207	Jim Taylor, 1958-66 (9 seasons)
5,940	Aaron Jones, 2017-23 (7 seasons)
5,024	John Brockington, 1971-77 (7 seasons)
4,197	Tony Canadeo, 1941-44, 1946-52 (11 seasons)

Most Seasons, 1,000 or More Yards Rushing

6	Ahman Green, 2000-04, 2006
5	Jim Taylor, 1960-64
3	John Brockington, 1971-73
	Aaron Jones, 2019-20, 2022
2	Dorsey Levens, 1997, 1999
	Ryan Grant, 2008-09
	Eddie Lacy, 2013-14
1	Tony Canadeo, 1949
	Terdell Middleton, 1978
	Edgar Bennett, 1995

Most Consecutive Seasons, 1,000 or More Yards Rushing

5	Jim Taylor, 1960-64
	Ahman Green, 2000-04
3	John Brockington, 1971-73
2	Ryan Grant, 2008-09
	Eddie Lacy, 2013-14
	Aaron Jones, 2019-20

Most Yards Rushing, Season

1,883	Ahman Green, 2003 (355 att.)
1,474	Jim Taylor, 1962 (272 att.)
1,435	Dorsey Levens, 1997 (329 att.)
1,387	Ahman Green, 2001 (304 att.)
1,307	Jim Taylor, 1961 (243 att.)
1,253	Ryan Grant, 2009 (282 att.)
1,240	Ahman Green, 2002 (286 att.)
1,203	Ryan Grant, 2008 (312 att.)
1,178	Eddie Lacy, 2013 (284 att.)
1,175	Ahman Green, 2000 (263 att.)
1,169	Jim Taylor, 1964 (235 att.)
1,163	Ahman Green, 2004 (259 att.)
1,144	John Brockington, 1973 (265 att.)
1,139	Eddie Lacy, 2014 (246 att.)
1,121	Aaron Jones, 2022 (213 att.)
1,116	Terdell Middleton, 1978 (284 att.)
1,105	John Brockington, 1971 (216 att.)

Most Yards Rushing, Rookie, Season

1,178	Eddie Lacy, 2013 (284 att.)
1,105	John Brockington, 1971 (216 att.)
582	Samkon Gado, 2005 (143 att.)
556	Jamaal Williams, 2017 (153 att.)
545	Gerry Ellis, 1980 (126 att.)

Most Yards Rushing, Game

218	Ahman Green, vs. Den., Dec. 28, 2003 (20 att.)
192	Ahman Green, vs. Phi., Nov. 10, 2003 (29 att.)
190	Dorsey Levens, vs. DalC, Nov. 23, 1997 (33 att.)
186	Jim Taylor, vs. NYG, Dec. 3, 1961 (27 att.)
178	Najeh Davenport, vs. StLR, Nov. 29, 2004 (19 att.)
176	Ahman Green, at ChiB, Sept. 29, 2003 (19 att.)
171	Samkon Gado, vs. Det., Dec. 11, 2005 (29 att.)
169	Ahman Green, vs. TB, Nov. 4, 2001 (24 att.)
168	Aaron Jones, vs. Det., Sept. 20, 2020 (18 att.)
167	Billy Grimes, vs. NYJ, Oct. 8, 1950 (10 att.)

Most Yards Rushing, Rookie, Game

171	Samkon Gado, vs. Det., Dec. 11, 2005 (29 att.)
150	Eddie Lacy, vs. ChiB, Nov. 4, 2013 (22 att.)
149	John Brockington, at Min., Nov. 14, 1971 (23 att.)

Most Games, 100 or More Yards Rushing, Career

33	Ahman Green, 2000-06, 2009 (8 seasons)
26	Jim Taylor, 1958-66 (9 seasons)
20	Aaron Jones, 2017-23 (7 seasons)
13	John Brockington, 1971-77 (7 seasons)
12	Ryan Grant, 2007-12 (6 seasons)

Most Games, 100 or More Yards Rushing, Season

10	Ahman Green, 2003	5	Tony Canadeo, 1949
7	Jim Taylor, 1962		Jim Taylor, 1960
	Ahman Green, 2001		John Brockington, 1973
6	Dorsey Levens, 1997		Ahman Green, 2006
			Ryan Grant, 2007
			Aaron Jones, 2019
			Aaron Jones, 2022

Most Consecutive Games, 100 or More Yards Rushing

4	Ahman Green, 2003
	Ahman Green, 2003-04
3	John Brockington, 1971
	Dorsey Levens, 1997
	Ahman Green, 2003
	Ahman Green, 2006
	Aaron Jones, 2023
2	19 times (last: Aaron Jones, 2019)

Longest Run From Scrimmage

98	Ahman Green, vs. Den., Dec. 28, 2003 (TD)
97	Andy Uram, vs. Chic, Oct. 8, 1939 (TD)
90	Ahman Green, vs. DalC, Oct. 24, 2004 (TD)
84	Jim Taylor, vs. Det., Nov. 8, 1964 (TD)
83	James Lofton, at NYG, Sept. 20, 1982 (TD) (WR)
	Ahman Green, vs. Det., Sept. 9, 2001 (TD)
80	Jessie Clark, at StLC, Sept. 29, 1985
77	Tom Moore, vs. Det., Sept. 22, 1963 (TD)
	Aaron Jones, vs. Phi., Dec. 6, 2020 (TD)
76	Terdell Middleton, vs. Det., Oct. 1, 1978 (TD)
	Najeh Davenport, at StLR, Oct. 19, 2003 (TD)

AVERAGE GAIN, RUSHING**Highest Average Gain, Career (750 Attempts)**

5.05	Aaron Jones, 2017-23 (1,177-5,940)
4.58	Gerry Ellis, 1980-86 (836-3,826)
4.53	Jim Taylor, 1958-66 (1,811-8,207)
4.50	Ahman Green, 2000-06, 2009 (1,851-8,322)
4.36	Eddie Lacy, 2013-16 (788-3,435)

Highest Average Gain, Season (75 Attempts)

6.88	Tobin Rote, 1951 (76-523) (QB)
5.94	Ty Montgomery, 2016 (77-457)
5.71	Billy Grimes, 1950 (84-480)
5.58	Eddie Lee Ivery, 1984 (99-552)
5.54	James Starks, 2013 (89-493)

Highest Average Gain, Game (10 Attempts)

16.7	Billy Grimes, vs. NYJ, Oct. 8, 1950 (10-167)
------	--



Green



In 2003, Ahman Green broke Jim Taylor's 1962 single-season Packers rushing record, the oldest of its kind in the NFL. Green also surpassed Taylor (left) on Green Bay's career rushing list in 2009.

TOUCHDOWNS, RUSHING**Most Seasons Leading League**

2	Verne Lewellen, 1928, 1930
	Jim Taylor, 1961-62
1	Clarke Hinkle, 1937
	Ted Fritsch, 1946
	Paul Hornung, 1960
	Aaron Jones, 2019

Most Consecutive Seasons Leading League

2	Jim Taylor, 1961-62
---	---------------------

Most Seasons Leading Team

6	Clarke Hinkle, 1932, 1936-1939, 1941
	Ahman Green, 2000-04, 2006
5	Verne Lewellen, 1927-31
	Ted Fritsch, 1943-47
	Tobin Rote, 1951-52, 1954-56 (QB)
	Paul Hornung, 1957-60, 1965
4	Jim Taylor, 1961-64
	Donny Anderson, 1967-68, 1970-71
	John Brockington, 1972-75
	Brent Fullwood, 1987-90
	Dorsey Levens, 1995-97, 1999
	Ryan Grant, 2007-09, 2012
	Aaron Jones, 2017-20

* — holds or shares NFL record

Most Consecutive Seasons Leading Team

- 5 Verne Lewellen, 1927-31
 Ted Fritsch, 1943-47
 Ahman Green, 2000-04
- 4 Clarke Hinkle, 1936-39
 Paul Hornung, 1957-60
 Jim Taylor, 1961-64
 John Brockington, 1972-75
 Brent Fullwood, 1987-90
 Aaron Jones, 2017-20



Brockington

Most Rushing Touchdowns, Career

- 81 Jim Taylor, 1958-66 (9 seasons)
 54 Ahman Green, 2000-06, 2009 (8 seasons)
 50 Paul Hornung, 1957-62, 1964-66 (9 seasons)
 45 Aaron Jones, 2017-23 (7 seasons)
 37 Verne Lewellen, 1924-32 (9 seasons)

Most Rushing Touchdowns, Season

- 19 Jim Taylor, 1962
 16 Aaron Jones, 2019
 15 Jim Taylor, 1961
- 13 Paul Hornung, 1960
 12 Jim Taylor, 1964
 Ahman Green, 2003

Most Rushing Touchdowns, Rookie, Season

- 11 Eddie Lacy, 2013
 6 Samkon Gado, 2005
 5 Charles "Buckets" Goldenberg, 1933
 Gerry Ellis, 1980
 Brent Fullwood, 1987
- 4 Bob Monnett, 1933
 Charlie Sample, 1942
 Tom Moore, 1960
 Dave Hampton, 1969
 John Brockington, 1971
 Scott Hunter, 1971 (OB)
 DeShawn Wynn, 2007
 Aaron Jones, 2017
 Jamaal Williams, 2017



Ellis

Most Rushing Touchdowns, Game

- 4 Jim Taylor, at CleB, Oct. 15, 1961
 Jim Taylor, at ChiB, Nov. 4, 1962
 Jim Taylor, at Phi., Nov. 11, 1962
 Terdell Middleton, vs. Sea., Oct. 15, 1978
 Dorsey Levens, vs. Ari., Jan. 2, 2000
 Aaron Jones, at DalC, Oct. 6, 2019

Most Consecutive Games, Rushing for Touchdowns

- 7 Paul Hornung, 1960
 6 Terdell Middleton, 1978
 Ryan Grant, 2007
 5 Tobin Rote, 1956
 Jim Taylor, 1964
 Brent Fullwood, 1988
 Ahman Green, 2003-04
 Aaron Jones, 2018
 AJ Dillon, 2022

PASSING**PASSER RATING**

Current rating system implemented in 1973

Most Seasons Leading League

- 4 Aaron Rodgers, 2011-12, 2020-21
 3 Arnie Herber, 1932, 1934, 1936
 Bart Starr, 1962, 1964, 1966

Most Consecutive Seasons Leading League

- 2 Cecil Isbell, 1941-42
 Aaron Rodgers, 2011-12, 2020-21

Highest Passer Rating, Career (1,500 attempts)

- 103.6 Aaron Rodgers, 2005-22 (18 seasons)
 85.8 Brett Favre, 1992-2007 (16 seasons)
 80.5 Bart Starr, 1956-71 (16 seasons)
 73.8 Lynn Dickey, 1976-77, 1979-85 (9 seasons)
 73.5 Don Majkowski, 1987-92 (6 seasons)

Highest Passer Rating, Season (200 attempts)

- *122.5 Aaron Rodgers, 2011
 121.5 Aaron Rodgers, 2020
 112.2 Aaron Rodgers, 2014
 111.9 Aaron Rodgers, 2021
 108.0 Aaron Rodgers, 2012

Highest Passer Rating, Game (20 attempts)

- *158.3 Aaron Rodgers, vs. Oak., Oct. 20, 2019
 155.4 Aaron Rodgers, at CleB, Oct. 25, 2009
 154.9 Brett Favre, at Oak., Dec. 22, 2003
 154.5 Aaron Rodgers, vs. Car., Oct. 19, 2014
 152.1 Lynn Dickey, vs. Pit., Sept. 11, 1983

ATTEMPTS**Most Seasons Leading League**

- 3 Arnie Herber, 1932, 1934, 1936
 Brett Favre, 1999, 2005-06
- 2 Tobin Rote, 1954, 1956
- 1 Cecil Isbell, 1941
 Irv Comp, 1944
 Don Majkowski, 1989

Most Seasons Leading Team

- 16 Brett Favre, 1992-2007
 14 Aaron Rodgers, 2008-16, 2018-22
 13 Bart Starr, 1957-68, 1970
 8 Lynn Dickey, 1976-77, 1980-85
 7 Arnie Herber, 1932-37, 1939
 6 Tobin Rote, 1950-51, 1953-56

Most Consecutive Seasons Leading Team

- 16 Brett Favre, 1992-2007
 12 Bart Starr, 1957-68
 9 Aaron Rodgers, 2008-16
 6 Arnie Herber, 1932-37
 Lynn Dickey, 1980-85

Most Passes Attempted, Career

- 8,754 Brett Favre, 1992-2007 (16 seasons) (10,169 career)
 7,660 Aaron Rodgers, 2005-22 (18 seasons)
 3,149 Bart Starr, 1956-71 (16 seasons)
 2,831 Lynn Dickey, 1976-77, 1979-85 (9 seasons)
 1,854 Tobin Rote, 1950-56 (7 seasons)

Most Passes Attempted, Season

- 613 Brett Favre, 2006
 610 Aaron Rodgers, 2016
 607 Brett Favre, 2005
 599 Don Majkowski, 1989
 597 Aaron Rodgers, 2018

Most Passes Attempted, Rookie, Season

- 224 Tobin Rote, 1950
 177 Babe Parilli, 1952
 163 Scott Hunter, 1971
- 127 Don Majkowski, 1987
 106 Stan Heath, 1949

Most Passes Attempted, Game

- 61 Brett Favre, vs. SF, Oct. 14, 1996 (28 comp.)
 Aaron Rodgers, vs. Det., Nov. 15, 2015 (35 comp.)
 59 Don Majkowski, at Det., Nov. 12, 1989 (34 comp.)
 58 Brett Favre, at ChiB, Dec. 4, 2005 (31 comp.)
 56 Aaron Rodgers, vs. ChiB, Oct. 20, 2016 (39 comp.)

COMPLETIONS**Most Seasons Leading League**

- 3 Arnie Herber, 1932, 1934, 1936
 2 Cecil Isbell, 1941-42
 Tobin Rote, 1954, 1956
 Brett Favre, 1998, 2005
 1 Don Majkowski, 1989

Most Consecutive Seasons Leading League

- 2 Cecil Isbell, 1941-42

Most Passes Completed, Career

- 5,377 Brett Favre, 1992-2007 (16 seasons)
 5,001 Aaron Rodgers, 2005-22 (18 seasons)
 1,808 Bart Starr, 1956-71 (16 seasons)
 1,592 Lynn Dickey, 1976-77, 1979-85 (9 seasons)
 889 Don Majkowski, 1987-92 (6 seasons)

Most Passes Completed, Season

- 401 Aaron Rodgers, 2016 (610 att.)
 372 Brett Favre, 2005 (607 att.)
 Aaron Rodgers, 2018 (597 att.)
 Aaron Rodgers, 2020 (526 att.)
 Jordan Love, 2023 (579 att.)

Most Passes Completed, Rookie, Season

- 83 Tobin Rote, 1950 (224 att.)
 77 Babe Parilli, 1952 (177 att.)
 75 Scott Hunter, 1971 (163 att.)
 55 Don Majkowski, 1987 (127 att.)
 50 David Whitehurst, 1977 (105 att.)

Most Passes Completed, Game

- 39 Aaron Rodgers, vs. ChiB, Oct. 20, 2016 (56 att.)
 37 Aaron Rodgers, at NYJ, Dec. 23, 2018 (55 att.)
 36 Brett Favre, at ChiB, Dec. 5, 1993 (54 att.)
 35 Lynn Dickey, at TB, Oct. 12, 1980 (51 att.)
 Aaron Rodgers, vs. Det., Nov. 15, 2015 (61 att.)
 Brett Hundley, at CleB, Dec. 10, 2017 (46 att.)
 34 Don Majkowski, at Det., Nov. 12, 1989 (59 att.)
 Aaron Rodgers, at ChiB, Sept. 27, 2010 (45 att.)
 Aaron Rodgers, vs. Was., Sept. 15, 2013 (42 att.)
 Aaron Rodgers, vs. Phi., Sept. 26, 2019 (53 att.)

* — holds or shares NFL record

Most Consecutive Passes Completed

- 20 Brett Favre, at Det., Nov. 22, 2007
- 18 Lynn Dickey, at Hou0, Sept. 4, 1983
- Don Majkowski, vs. NO, Sept. 17, 1989

COMPLETION PERCENTAGE**Most Seasons Leading League**

- 3 Bart Starr, 1962, 1968-69
- 1 Brett Favre, 1998
- Aaron Rodgers, 2020

Most Consecutive Seasons Leading League

- 2 Bart Starr, 1968-69

Highest Completion Percentage, Career (1,500 attempts)

- 65.29 Aaron Rodgers, 2005-22 (5,001-7,660)
- 61.42 Brett Favre, 1992-2007 (5,377-8,754)
- 57.42 Bart Starr, 1956-71 (1,808-3,149)
- 56.23 Lynn Dickey, 1976-77, 1979-85 (1,592-2,831)
- 55.32 Don Majkowski, 1987-92 (889-1,607)

Highest Completion Percentage, Season (200 attempts)

- 70.72 Aaron Rodgers, 2020 (372-526)
- 68.93 Aaron Rodgers, 2021 (366-531)
- 68.33 Aaron Rodgers, 2011 (343-502)
- 67.21 Aaron Rodgers, 2012 (371-552)
- 66.55 Aaron Rodgers, 2013 (193-290)

Highest Completion Percentage, Rookie, Season (60 attempts)

- 50.00 Irv Comp, 1943 (46-92)
- 47.62 David Whitehurst, 1977 (50-105)
- 46.01 Scott Hunter, 1971 (75-163)
- 43.55 Randy Wright, 1984 (27-62)
- 43.50 Babe Parilli, 1952 (77-177)

Highest Completion Percentage, Game (20 attempts)

- 90.48 Lynn Dickey, at NO, Dec. 13, 1981 (19-21)
- 87.10 Lynn Dickey, at Hou0, Sept. 4, 1983 (27-31)
- 86.36 Aaron Rodgers, vs. Car., Oct. 19, 2014 (19-22)
- 84.38 Jordan Love, vs. ChiB, Jan. 7, 2024 (27-32)
- 84.00 Aaron Rodgers, vs. TenT, Dec. 27, 2020 (21-25)

YARDS PASSING**Most Seasons Leading League**

- 3 Arnie Herber, 1932, 1934, 1936
- 2 Cecil Isbell, 1941-42
- Brett Favre, 1995, 1998
- 1 Irv Comp, 1944
- Tobin Rote, 1956
- Lynn Dickey, 1983
- Don Majkowski, 1989



Herber

Most Consecutive Seasons Leading League

- 2 Cecil Isbell, 1941-42

Most Seasons Leading Team

- 16 Brett Favre, 1992-2007
- 14 Aaron Rodgers, 2008-16, 2018-22
- 12 Bart Starr, 1957, 1959-68, 1970
- 8 Lynn Dickey, 1976-77, 1980-85
- 7 Arnie Herber, 1932-37, 1939
- 6 Tobin Rote, 1950-51, 1953-56

Most Consecutive Seasons Leading Team

- 16 Brett Favre, 1992-2007
- 10 Bart Starr, 1959-68
- 9 Aaron Rodgers, 2008-16
- 6 Arnie Herber, 1932-37
- Lynn Dickey, 1980-85
- 5 Aaron Rodgers, 2018-22
- 4 Tobin Rote, 1953-56

Most Yards Passing, Career

- 61,655 Brett Favre, 1992-2007 (16 seasons)
- 59,055 Aaron Rodgers, 2005-22 (18 seasons)
- 24,718 Bart Starr, 1956-71 (16 seasons)
- 21,369 Lynn Dickey, 1976-77, 1979-85 (9 seasons)
- 11,535 Tobin Rote, 1950-56 (7 seasons)

Most Seasons, 3,000 or More Yards Passing

- 16 Brett Favre, 1992-2007
- 13 Aaron Rodgers, 2008-12, 2014-16, 2018-22
- 3 Lynn Dickey, 1980, 1983-84
- 1 Randy Wright, 1986
- Don Majkowski, 1989
- Jordan Love, 2023

Most Consecutive Seasons, 3,000 or More Yards Passing

- 16 Brett Favre, 1992-2007 (*18 career)
- 5 Aaron Rodgers, 2008-12
- Aaron Rodgers, 2018-22
- 3 Aaron Rodgers, 2014-16
- 2 Lynn Dickey, 1983-84

Most Yards Passing, Season

- 4,643 Aaron Rodgers, 2011 (502 att.)
- 4,458 Lynn Dickey, 1983 (484 att.)
- 4,442 Aaron Rodgers, 2018 (597 att.)
- 4,434 Aaron Rodgers, 2009 (541 att.)
- 4,428 Aaron Rodgers, 2016 (610 att.)
- 4,413 Brett Favre, 1995 (570 att.)
- 4,381 Aaron Rodgers, 2014 (520 att.)
- 4,318 Don Majkowski, 1989 (599 att.)
- 4,299 Aaron Rodgers, 2020 (526 att.)
- 4,285 Aaron Rodgers, 2012 (552 att.)
- 4,212 Brett Favre, 1998 (551 att.)
- 4,159 Jordan Love, 2023 (579 att.)
- 4,155 Brett Favre, 2007 (535 att.)
- 4,115 Aaron Rodgers, 2021 (531 att.)
- 4,091 Brett Favre, 1999 (595 att.)



Dickey

Most Yards Passing, Rookie, Season

- 1,416 Babe Parilli, 1952 (177 att.)
- 1,231 Tobin Rote, 1950 (224 att.)
- 1,210 Scott Hunter, 1971 (163 att.)
- 875 Don Majkowski, 1987 (127 att.)
- 662 Irv Comp, 1943 (92 att.)

Most Yards Passing, Game

- 480 Matt Flynn, vs. Det., Jan. 1, 2012 (31 comp.)
- Aaron Rodgers, vs. Was., Sept. 15, 2013 (34 comp.)
- 442 Aaron Rodgers, at Det., Oct. 7, 2018 (32 comp.)
- Aaron Rodgers, at NYJ, Dec. 23, 2018 (37 comp.)
- 429 Aaron Rodgers, vs. Oak., Oct. 20, 2019 (25 comp.)
- 425 Aaron Rodgers, vs. SF, Oct. 15, 2018 (25 comp.)
- 422 Aaron Rodgers, vs. Phi., Sept. 26, 2019 (34 comp.)
- 418 Lynn Dickey, at TB, Oct. 12, 1980 (35 comp.)
- Aaron Rodgers, at NO, Oct. 26, 2014 (28 comp.)
- 410 Don Horn, vs. StLC, Dec. 21, 1969 (22 comp.)
- 408 Aaron Rodgers, vs. Den., Oct. 2, 2011 (29 comp.)
- 404 Aaron Rodgers, vs. NYG, Dec. 26, 2010 (25 comp.)
- 402 Brett Favre, at ChiB, Dec. 5, 1993 (36 comp.)

Most Games, 300 or More Yards Passing, Career

- 69 Aaron Rodgers, 2005-22
- 55 Brett Favre, 1992-2007
- 15 Lynn Dickey, 1976-77, 1979-85
- 9 Don Majkowski, 1987-92
- 5 Bart Starr, 1956-71

Most Games, 300 or More Yards Passing, Season

- 8 Aaron Rodgers, 2011
- 4 Lynn Dickey, 1984
- Aaron Rodgers, 2014
- Brett Favre, 1994
- 7 Brett Favre, 1995
- Brett Favre, 1998
- Brett Favre, 2007
- Brett Favre, 2001
- 6 Don Majkowski, 1989
- Brett Favre, 2005
- Brett Favre, 1999
- Aaron Rodgers, 2008
- Aaron Rodgers, 2012
- Aaron Rodgers, 2013
- Aaron Rodgers, 2016
- Aaron Rodgers, 2018
- 5 Lynn Dickey, 1983
- Aaron Rodgers, 2019
- Brett Favre, 2004
- Aaron Rodgers, 2021
- Aaron Rodgers, 2009
- Aaron Rodgers, 2010
- Aaron Rodgers, 2020

Most Consecutive Games, 300 or More Yards Passing

- 5 Aaron Rodgers, 2016-17
- 4 Aaron Rodgers, 2011, 2012-13
- 3 Lynn Dickey, 1984
- Brett Favre, 2007 (twice)
- Aaron Rodgers, 2014, '16, '20, '21
- 2 Lynn Dickey, 1983 (twice)
- Don Majkowski, 1989
- Brett Favre, 1995, '97, '98, '99, 2004, '06
- Aaron Rodgers, 2009 (twice), '10, '11 (twice), '12, '13, '14, '15, '18, '19

Longest Pass Completion (All TDs)

- *99 Brett Favre to Robert Brooks, at ChiB, Sept. 11, 1995
- 96 Tobin Rote to Billy Grimes, at SF, Dec. 10, 1950
- 95 Lynn Dickey to Steve Odom, at Min., Oct. 2, 1977
- 93 Aaron Rodgers to Jordy Nelson, vs. StLR, Oct. 16, 2011
- 92 Arnie Herber to Don Hutson, vs. Chic, Oct. 8, 1939
- 91 Bart Starr to Boyd Dowler, at LARm, Dec. 17, 1960

Shortest Pass Completion (TD)

- 4 in. Cecil Isbell to Don Hutson, vs. CleR, Oct. 18, 1942

* — holds or shares NFL record

AVERAGE GAIN, PASSING**Most Seasons Leading League**

- 3 Arnie Herber, 1932, 1934, 1936
- Bart Starr, 1966-68
- 1 Lynn Dickey, 1983
- Aaron Rodgers, 2011

Most Consecutive Seasons Leading League

- 3 Bart Starr, 1966-68

Highest Average Gain, Career (1,500 attempts)

- 7.85 Bart Starr, 1956-71 (24,718 yds., 3,149 att.)
- 7.71 Aaron Rodgers, 2005-22 (59,055 yds., 7,660 att.)
- 7.55 Lynn Dickey, 1976-77, 1979-85 (21,369 yds., 2,831 att.)
- 7.04 Brett Favre, 1992-2007 (61,655 yds., 8,754 att.)
- 6.76 Don Majkowski, 1987-92 (10,870 yds., 1,607 att.)

Highest Average Gain, Season (200 attempts)

- 9.25 Aaron Rodgers, 2011 (4,643 yds., 502 att.)
- 9.21 Lynn Dickey, 1983 (4,458 yds., 484 att.)
- 8.99 Bart Starr, 1966 (2,257 yds., 251 att.)
- 8.74 Aaron Rodgers, 2013 (2,536 yds., 290 att.)
- 8.68 Bart Starr, 1967 (1,823 yds., 210 att.)

Highest Average Gain, Game (20 attempts)

- 15.86 Cecil Isbell, Nov. 1, 1942, vs. ChiC (333 yds., 21 att.)
- 14.85 Babe Parilli, Oct. 19, 1958, at Was. (297 yds., 20 att.)
- 14.52 Brett Favre, Nov. 16, 1997, at Ind. (363 yds., 25 att.)
- 14.50 Lynn Dickey, Sept. 11, 1983, vs. Pit. (290 yds., 20 att.)
- 13.96 Bart Starr, Sept. 17, 1967, vs. Det. (321 yds., 23 att.)

TOUCHDOWN PASSES**Most Seasons Leading League**

- 4 Brett Favre, 1995-97, 2003
- 3 Arnie Herber, 1932, 1934, 1936
- 2 Cecil Isbell, 1941-42
- Tobin Rote, 1955-56
- Aaron Rodgers, 2016, 2020
- 1 Lynn Dickey, 1983

Most Consecutive Seasons Leading League

- 3 Brett Favre, 1995-97
- 2 Cecil Isbell, 1941-42
- Tobin Rote, 1955-56

Most Touchdown Passes, Career

- 475 Aaron Rodgers, 2005-22 (18 seasons)
- 442 Brett Favre, 1992-2007 (16 seasons)
- 152 Bart Starr, 1956-71 (16 seasons)
- 133 Lynn Dickey, 1976-77, 1979-85 (9 seasons)
- 89 Tobin Rote, 1950-56 (7 seasons)

Most Touchdown Passes, Season

- 48 Aaron Rodgers, 2020
- 45 Aaron Rodgers, 2011
- 40 Aaron Rodgers, 2016
- 39 Brett Favre, 1996
- Aaron Rodgers, 2012

Most Touchdown Passes, Rookie, Season

- 13 Babe Parilli, 1952
- 7 Cecil Isbell, 1938
- Irv Comp, 1943
- Tobin Rote, 1950
- Scott Hunter, 1971



Favre



Rote

Most Touchdown Passes, Game

- 6 Matt Flynn, vs. Det., Jan. 1, 2012
- Aaron Rodgers, at HouT, Oct. 14, 2012
- Aaron Rodgers, vs. ChiB, Nov. 9, 2014
- 5 Cecil Isbell, vs. ChiC, Nov. 1, 1942
- Don Horn, vs. StLC, Dec. 21, 1969
- Lynn Dickey, at NO, Dec. 13, 1981
- Lynn Dickey, at HouO, Sept. 4, 1983
- Brett Favre, vs. ChiB, Nov. 12, 1995
- Brett Favre, vs. Min., Sept. 21, 1997
- Brett Favre, at Car., Sept. 27, 1998
- Aaron Rodgers, vs. ChiB, Dec. 25, 2011
- Aaron Rodgers, vs. KC, Sept. 28, 2015
- Aaron Rodgers, vs. Oak., Oct. 20, 2019
- 4 55 times (most: Aaron Rodgers, 28; last: Rodgers, vs. ChiB, Dec. 12, 2021)



Isbell

Most Games, Four or More TD Passes, Career

- 33 Aaron Rodgers, 2005-22 (18 seasons)
- 19 Brett Favre, 1992-2007 (16 seasons)
- 5 Lynn Dickey, 1976-77, 1979-85 (9 seasons)
- 2 Bart Starr, 1956-71 (16 seasons)
- Matt Flynn, 2008-11, 2013 (5 seasons)

Most Games, Four or More TD Passes, Season

- | | |
|-----------------------|---------------------|
| 7 Aaron Rodgers, 2020 | 2 Lynn Dickey, 1983 |
| 5 Brett Favre, 1996 | Lynn Dickey, 1984 |
| Aaron Rodgers, 2011 | Brett Favre, 1997 |
| 4 Aaron Rodgers, 2012 | Brett Favre, 2003 |
| Aaron Rodgers, 2016 | Brett Favre, 2004 |
| 3 Brett Favre, 1995 | Aaron Rodgers, 2010 |
| Aaron Rodgers, 2021 | Aaron Rodgers, 2014 |
| | Aaron Rodgers, 2015 |
| | Aaron Rodgers, 2019 |

Most Consecutive Games, Four or More TD Passes

- 2 Brett Favre (Gm 5-6, 1996)
- Brett Favre (Gm 14-15, 2003)
- Aaron Rodgers (Gm 8-9, 2011)
- Aaron Rodgers (Gm 15-16, 2016)
- Aaron Rodgers (Gm 15-16, 2020)

Most Consecutive Games, Touchdown Pass

- 36 Brett Favre (Gm 8-16, 2002; Gm 1-16, 2003; Gm 1-11, 2004)
- 22 Cecil Isbell (Gm 1-11, 1941; Gm 1-11, 1942)
- Aaron Rodgers (Gm 8-16, 2015; Gm 1-13, 2016)
- 19 Aaron Rodgers (Gm 10-16, 2008; Gm 1-12, 2009)
- Aaron Rodgers (Gm 15-16, 2010; Gm 1-15, 2011; Gm 1-2, 2012)
- 18 Brett Favre (Gm 3-16, 1997; Gm 1-4, 1998)

HAD INTERCEPTED**Most Consecutive Attempts Without Interception**

- | | |
|--------------------------|----------------------------|
| *402 Aaron Rodgers, 2018 | 257 Aaron Rodgers, 2021-22 |
| 294 Bart Starr, 1964-65 | 251 Aaron Rodgers, 2016-17 |
| 277 Aaron Rodgers, 2019 | 212 Aaron Rodgers, 2014 |

Most Passes Had Intercepted, Career

- 286 Brett Favre, 1992-2007 (16 seasons) (*336 career)
- 151 Lynn Dickey, 1976-77, 1979-85 (9 seasons)
- 138 Bart Starr, 1956-71 (16 seasons)
- 119 Tobin Rote, 1950-56 (7 seasons)
- 105 Aaron Rodgers, 2005-22 (18 seasons)

Most Passes Had Intercepted, Season

- | | |
|----------------------------------|------------------------------|
| 29 Lynn Dickey, 1983 (484 att.) | 21 Irv Comp, 1944 (177 att.) |
| Brett Favre, 2005 (607 att.) | Jack Jacobs, 1948 (184 att.) |
| 25 Lynn Dickey, 1980 (478 att.) | John Hadl, 1975 (353 att.) |
| 24 Tobin Rote, 1950 (224 att.) | Brett Favre, 2003 (471 att.) |
| Brett Favre, 1993 (522 att.) | |
| 23 Randy Wright, 1986 (492 att.) | |
| Brett Favre, 1998 (551 att.) | |
| Brett Favre, 1999 (595 att.) | |

Fewest Passes Had Intercepted, Season (200 attempts)

- 2 Aaron Rodgers, 2018 (597 attempts)
- 3 Bart Starr, 1966 (251 attempts)
- 4 Bart Starr, 1964 (272 attempts)
- Aaron Rodgers, 2019 (569 attempts)
- Aaron Rodgers, 2021 (531 attempts)
- 5 Aaron Rodgers, 2014 (520 attempts)
- Aaron Rodgers, 2020 (536 attempts)
- 6 Aaron Rodgers, 2011 (502 attempts)
- Aaron Rodgers, 2013 (290 attempts)
- Aaron Rodgers, 2017 (238 attempts)

* — holds or shares NFL record

Most Passes Had Intercepted, Game

- 6 Tom O'Malley, vs. Det., Sept. 17, 1950 (15 att.)
- 5 Cecil Isbell, at NYG, Nov. 20, 1938 (19 att.)
- Jack Jacobs, at NYG, Nov. 23, 1947 (24 att.)
- Jack Jacobs, at Phi., Dec. 14, 1947 (36 att.)
- Tobin Rote, vs. LARm, Oct. 16, 1955 (40 att.)
- Bart Starr, vs. ChiB, Sept. 24, 1967 (19 att.)
- Randy Wright, at NO, Sept. 14, 1986 (44 att.)
- Don Majkowski, at TB, Oct. 14, 1990 (42 att.)
- Brett Favre, at Cin., Oct. 30, 2005 (39 att.)

Most Attempts, No Interceptions, Game

- 61 Aaron Rodgers, vs. Det., Nov. 15, 2015
- 56 Aaron Rodgers, vs. ChiB, Oct. 20, 2016
- 55 Aaron Rodgers, at NYJ, Dec. 23, 2018
- 52 Aaron Rodgers, at Det., Oct. 7, 2018
- 50 Aaron Rodgers, vs. Ari., Dec. 2, 2018
- 48 Aaron Rodgers, at Pit., Dec. 20, 2009
- 46 Don Majkowski, at Det., Sept. 30, 1990
- Brett Favre, vs. Min., Nov. 11, 2007
- Brett Hundley, at CleB, Dec. 10, 2017
- Aaron Rodgers, vs. SF, Oct. 15, 2018



Majkowski

LOWEST PERCENTAGE, PASSES HAD INTERCEPTED

Most Seasons Leading League

- *6 Aaron Rodgers, 2009, 2014, 2018-21
- 3 Bart Starr, 1962, 1964, 1966

Lowest Percentage, Career (1,500 attempts)

- *1.37 Aaron Rodgers, 2005-2022 (105 int., 7,660 att.)
- 3.27 Brett Favre, 1992-2007 (286 int., 8,754 att.)
- 3.48 Don Majkowski, 1987-92 (56 int., 1,607 att.)
- 4.38 Bart Starr, 1956-71 (138 int., 3,149 att.)
- 5.33 Lynn Dickey, 1976-77, 1979-85 (151 int., 2,831 att.)

Lowest Percentage, Season (200 attempts)

- *0.34 Aaron Rodgers, 2018 (2 int., 597 att.)
- 0.70 Aaron Rodgers, 2019 (4 int., 569 att.)
- 0.75 Aaron Rodgers, 2021 (4 int., 531 att.)
- 0.95 Aaron Rodgers, 2020 (5 int., 526 att.)
- 0.96 Aaron Rodgers, 2014 (5 int., 520 att.)

TIMES SACKED

Became official team statistic in 1963

Most Times Sacked, Career

- 498 Aaron Rodgers, 2005-22 (18 seasons)
- 438 Brett Favre, 1992-2007 (16 seasons)
- 268 Lynn Dickey, 1976-77, 1979-85 (9 seasons)
- 235 Bart Starr, 1963-71 (9 seasons)
- 159 Don Majkowski, 1987-92 (6 seasons)

Most Times Sacked, Season

- 51 Aaron Rodgers, 2012
- 50 Aaron Rodgers, 2009
- 49 Aaron Rodgers, 2018
- 47 Don Majkowski, 1989
- 46 Aaron Rodgers, 2015

Most Times Sacked, Game

- 11 Bart Starr, vs. Det., Nov. 7, 1965
- 10 David Whitehurst, at SD, Sept. 24, 1978
- 9 Lynn Dickey, at NYJ, Dec. 20, 1981
- 8 Bart Starr, at Min., Oct. 5, 1969
- David Whitehurst, at All., Oct. 7, 1979
- Don Majkowski, at Min., Oct. 15, 1989
- Don Majkowski, at LARd, Nov. 11, 1990
- Brett Favre, at TB, Dec. 7, 1998
- Aaron Rodgers, at Min., Oct. 5, 2009
- Aaron Rodgers, at Sea., Sept. 24, 2012
- Aaron Rodgers, at Ari., Dec. 27, 2015

PASS RECEIVING

RECEPTIONS

Most Seasons Leading League

- *8 Don Hutson, 1936-37, 1939, 1941-45
- 3 Sterling Sharpe, 1989, 1992-93

Most Consecutive Seasons Leading League

- *5 Don Hutson, 1941-45
- 2 Sterling Sharpe, 1992-93

Most Seasons Leading Team

- 10 Don Hutson, 1936-45
- 8 James Lofton, 1978, 1980-86
- 7 Boyd Dowler, 1959, 1962-65, 1967-68 (tied in '62)
- Sterling Sharpe, 1988-94
- 6 Billy Howton, 1952-57
- Donald Driver, 2002-03, 2005-07, 2009
- 5 Davante Adams, 2017-21
- 4 Max McGee, 1958, 1960-62
- Antonio Freeman, 1996-99
- Jordy Nelson, 2011, 2013-14, 2016

Most Consecutive Seasons Leading Team

- 10 Don Hutson, 1936-45
- 7 James Lofton, 1980-86
- Sterling Sharpe, 1988-94
- 6 Billy Howton, 1952-57
- 4 Boyd Dowler, 1962-65
- Antonio Freeman, 1996-99

Most Receptions, Career

- 743 Donald Driver, 1999-2012 (14 seasons)
- 669 Davante Adams, 2014-21 (8 seasons)
- 595 Sterling Sharpe, 1988-94 (7 seasons)
- 550 Jordy Nelson, 2008-14, 2016-17 (9 seasons)
- 530 James Lofton, 1978-86 (9 seasons)

Most Seasons, 50 or More Receptions

- 9 Donald Driver, 2002-10
- 7 James Lofton, 1979-81, 1983-86
- Sterling Sharpe, 1988-94
- Davante Adams, 2015-21
- 6 Antonio Freeman, 1996-2001
- 5 Greg Jennings, 2007-11
- Jordy Nelson, 2011, 2013-14, 2016-17
- Randall Cobb, 2012, 2014-17
- 4 Ahman Green, 2000-03 (RB)
- James Jones, 2010, 2012-13, 2015
- 3 Don Hutson, 1941-42, 1944
- Billy Howton, 1952, 1954, 1956
- Paul Coffman, 1979, 1981, 1983 (TE)
- Edgar Bennett, 1993-95 (RB)
- Robert Brooks, 1994-95, 1997
- Bill Schroeder, 1999-2001
- Jermichael Finley, 2009, 2011-12 (TE)



Freeman

Most Receptions, Season

- 123 Davante Adams, 2021 (16 games)
- 115 Davante Adams, 2020 (14 games)
- 112 Sterling Sharpe, 1993 (16 games)
- 111 Davante Adams, 2018 (15 games)
- 108 Sterling Sharpe, 1992 (16 games)
- 102 Robert Brooks, 1995 (16 games)
- 98 Jordy Nelson, 2014 (16 games)
- 97 Jordy Nelson, 2016 (16 games)
- 94 Sterling Sharpe, 1994 (16 games)
- 92 Donald Driver, 2006 (16 games)

Most Receptions, Rookie, Season

- 64 Jayden Reed, 2023
- 55 Sterling Sharpe, 1988
- 53 Billy Howton, 1952
- 48 Gerry Ellis, 1980 (RB)
- 47 James Jones, 2007

* — holds or shares NFL record

JOHNNY BLOOD

Johnny Blood might still be the most colorful player in the history of the National Football League. That might sound like hyperbole, but how many other players have been the inspiration for a Hollywood movie 70 years after retiring? And *Leatherheads*, released in 2008 and starring George Clooney, might not have done justice to Blood's eccentricities. Born John Victor McNally, he adopted the name Johnny Blood and used it exclusively throughout his 15-year, Hall of Fame playing career, including seven seasons with the Packers.



Most Receptions, Game

- 14 Don Hutson, at NYG, Nov. 22, 1942 (134 yds.)
Davante Adams, at Min., Sept. 13, 2020 (156 yds.)
- 13 Don Hutson, vs. CleR, Oct. 18, 1942 (209 yds.)
Davante Adams, vs. ChiB, Oct. 20, 2016 (132 yds.)
Davante Adams, at Min., Dec. 23, 2019 (116 yds.)
Davante Adams, at HouT, Oct. 25, 2020 (196 yds.)
- 12 Ken Payne, at Den., Sept. 29, 1975 (167 yds.)
Vince Workman, vs. Min., Sept. 6, 1992 (50 yds.) (RB)
Davante Adams, at Atl., Oct. 30, 2016 (74 yds.)
Jordy Nelson, at TenT, Nov. 13, 2016 (126 yds.)
Davante Adams, at SF, Sept. 26, 2021 (132 yds.)
- 11 Don Hutson, vs. Card-Pitt, Oct. 8, 1944 (207 yds.)
Bob Mann, at LARm, Dec. 16, 1951 (123 yds.)
Billy Howton, at BalC, Oct. 24, 1954 (147 yds.)
Eddie Lee Ivery, at TB, Oct. 12, 1980 (128 yds.) (RB)
Gerry Ellis, at TB, Nov. 22, 1981 (76 yds.) (FB)
James Lofton, at Den., Oct. 15, 1984 (206 yds.)
Sterling Sharpe, at NYG, Nov. 8, 1992 (160 yds.)
Robert Brooks, vs. Pit., Dec. 24, 1995 (137 yds.)
Don Beebe, vs. SF, Oct. 14, 1996 (220 yds.)
Donald Driver, vs. Det., Nov. 10, 2002 (130 yds.)
Javon Walker, at Ind., Sept. 26, 2004 (200 yds.)
Javon Walker, vs. Jax, Dec. 19, 2004 (152 yds.)
Donald Driver, at Min., Dec. 24, 2004 (162 yds.)
James Jones, vs. Was., Sept. 15, 2013 (178 yds.)
Randall Cobb, at TB, Dec. 21, 2014 (131 yds.)
Randall Cobb, vs. ChiB, Oct. 20, 2016 (95 yds.)
Davante Adams, at NYJ, Dec. 23, 2018 (71 yds.)
Davante Adams, vs. TenT, Dec. 27, 2020 (142 yds.)
Davante Adams, at Cin., Oct. 10, 2021 (206 yds.)
Davante Adams, vs. Min., Jan. 2, 2022 (136 yds.)
- 10 34 times (most: Davante Adams, 9; last: Robert Tonyan, vs. NYJ, Oct. 16, 2022)

Most Games, 10 or More Receptions, Career

- 19 Davante Adams, 2014-21
- 7 Sterling Sharpe, 1988-94
Donald Driver, 1999-2012
- 4 Don Hutson, 1936-45
- 3 Randall Cobb, 2011-18, 2021-22
Jordy Nelson, 2008-14, 2016-17

Most Consecutive Games, Reception

- 133 Donald Driver, Game 16, 2001 - Game 1, 2003; Game 3, 2003 - Game 15, 2007; Game 1, 2008 - Game 6, 2010
- 103 Sterling Sharpe, Game 10, 1988 - Game 16, 1994
- 97 Davante Adams, Game 7, 2015 - Game 14, 2017; Games 1-15, 2018; Games 1-4 and 9-16, 2019; Games 1-2 and 5-16, 2020; Games 1-7 and 9-17, 2021
- 68 Randall Cobb, Games 13-15, 2011; Games 1-15, 2012; Games 1-5, 2013; Game 16, 2013 - Game 6, 2016; Games 8-13, 2016
- 60 Edgar Bennett, Game 1, 1993 - Game 12, 1996 (RB)

RECEIVING YARDS**Most Seasons Leading League**

- *7 Don Hutson, 1936, 1938-39, 1941-44
- 2 Billy Howton, 1952, 1956
- 1 Sterling Sharpe, 1992
Antonio Freeman, 1998

Most Consecutive Seasons Leading League

- *4 Don Hutson, 1941-44

Most Seasons Leading Team

- 11 Don Hutson, 1935-45
- 9 James Lofton, 1978-86
- 7 Sterling Sharpe, 1988-94
- 6 Billy Howton, 1952-57
Carroll Dale, 1966, 1968-72

Most Consecutive Seasons Leading Team

- 11 Don Hutson, 1935-45
- 9 James Lofton, 1978-86
- 7 Sterling Sharpe, 1988-94
- 6 Billy Howton, 1952-57
- 5 Max McGee, 1958-62
Carroll Dale, 1968-72
Davante Adams, 2017-21

Most Yards Receiving, Career

- 10,137 Donald Driver, 1999-2012 (14 seasons)
- 9,656 James Lofton, 1978-86 (9 seasons)
- 8,134 Sterling Sharpe, 1988-94 (7 seasons)
- 8,121 Davante Adams, 2014-21 (8 seasons)
- 7,991 Don Hutson, 1935-45 (11 seasons)

Most Seasons, 1,000 or More Yards Receiving

- 7 Donald Driver, 2002, 2004-09
- 5 James Lofton, 1980-81, 1983-85
Sterling Sharpe, 1989-90, 1992-94
- 4 Jordy Nelson, 2011, 2013-14, 2016
- 3 Antonio Freeman, 1997-99
Greg Jennings, 2008-10
Davante Adams, 2018, 2020-21
- 2 Billy Howton, 1952, 1956
Robert Brooks, 1995, 1997
- 1 Don Hutson, 1942
Bill Schroeder, 1999
Javon Walker, 2004
Randall Cobb, 2014

Most Consecutive Seasons, 1,000 or More Yards Receiving

- 6 Donald Driver, 2004-09
- 3 James Lofton, 1983-85
Sterling Sharpe, 1992-94
Greg Jennings, 2008-10

Most Yards Receiving, Season

- 1,553 Davante Adams, 2021 (16 games)
- 1,519 Jordy Nelson, 2014 (16 games)
- 1,497 Robert Brooks, 1995 (16 games)
- 1,461 Sterling Sharpe, 1992 (16 games)
- 1,424 Antonio Freeman, 1998 (15 games)
- 1,423 Sterling Sharpe, 1989 (16 games)
- 1,386 Davante Adams, 2018 (15 games)
- 1,382 Javon Walker, 2004 (16 games)
- 1,374 Davante Adams, 2020 (14 games)
- 1,361 James Lofton, 1984 (16 games)



Brooks

Most Yards Receiving, Rookie, Season

- 1,231 Billy Howton, 1952 (12 games)
- 818 James Lofton, 1978 (16 games)
- 793 Jayden Reed, 2023 (16 games)
- 791 Sterling Sharpe, 1988 (16 games)
- 676 James Jones, 2007 (16 games)

Most Yards Receiving, Game

- 257 Billy Howton, vs. LARm, Oct. 21, 1956 (7 rec.)
- 237 Don Hutson, at Bkn., Nov. 21, 1943 (8 rec.)
- 220 Don Beebe, vs. SF, Oct. 14, 1996 (11 rec.)
- 209 Don Hutson, vs. CleR, Oct. 18, 1942 (13 rec.)
Jordy Nelson, vs. NYJ, Sept. 14, 2014 (9 rec.)
- 207 Don Hutson, vs. ChiC, Nov. 1, 1942 (5 rec.)
Don Hutson, vs. Card-Pitt, Oct. 8, 1944 (11 rec.)
- 206 James Lofton, at Den., Oct. 15, 1984 (11 rec.)
Davante Adams, at Cin., Oct. 10, 2021 (11 rec.)
- 205 Carroll Dale, vs. Det., Sept. 29, 1968 (6 rec.)
- 200 Billy Howton, at LARm, Dec. 7, 1952 (6 rec.)
Javon Walker, at Ind., Sept. 26, 2004 (11 rec.)

Most Games, 200 or More Yards Receiving, Career

- 4 Don Hutson, 1935-45
- 2 Billy Howton, 1952-58
- 1 Carroll Dale, 1965-72
James Lofton, 1978-86
Don Beebe, 1996-97
Javon Walker, 2002-05
Jordy Nelson, 2008-14, 2016-17
Davante Adams, 2014-21

Most Games, 200 or More Yards Receiving, Season

- 2 Don Hutson, 1942

Most Games, 100 or More Yards Receiving, Career

- 32 James Lofton, 1978-86
- 31 Davante Adams, 2014-21
- 29 Sterling Sharpe, 1988-94
- 25 Jordy Nelson, 2008-14, 2016-17
- 24 Don Hutson, 1935-45

Most Games, 100 or More Yards Receiving, Season

- 9 Robert Brooks, 1995
- 8 Davante Adams, 2021
- 7 Sterling Sharpe, 1992
Jordy Nelson, 2014
Davante Adams, 2020
- 6 Don Hutson, 1942
Billy Howton, 1952
James Lofton, 1984
Sterling Sharpe, 1989
Antonio Freeman, 1998

* — holds or shares NFL record

Most Consecutive Games, 100 or More Yards Receiving

- Don Hutson, 1945
James Lofton, 1982-83
- Billy Howton, 1952
James Lofton, 1984
Robert Brooks, 1995 (twice)
Antonio Freeman, 1998
Greg Jennings, 2008
Greg Jennings, 2010
Davante Adams, 2018
Davante Adams, 2021

Longest Pass Reception (All TDs)

- *99 Robert Brooks (from B.Favre, at ChiB, Sept. 11, 1995)
- 96 Billy Grimes (from T.Rote, at SF, Dec. 10, 1950) (RB)
- 95 Steve Odum (from L.Dickey, at Min., Oct. 2, 1977)
- 93 Jordy Nelson (from A.Rodgers, vs. StLR, Oct. 16, 2011)
- 92 Don Hutson (from A.Herber, vs. ChiC, Oct. 8, 1939)
- 91 Boyd Dowler (from B.Starr, at LARm, Dec. 17, 1960)

AVERAGE GAIN, RECEIVING**Highest Average Gain, Career (200 receptions)**

- 19.72 Carroll Dale (275 rec., 5,422 yds.)
- 18.42 Billy Howton (303 rec., 5,581 yds.)
- 18.39 Max McGee (345 rec., 6,346 yds.)
- 18.22 James Lofton (530 rec., 9,656 yds.)
- 16.38 Don Hutson (488 rec., 7,991 yds.)

Highest Average Gain, Season (24 receptions)

- 24.88 Don Hutson, 1939 (34 rec., 846 yds.)
- 23.68 Carroll Dale, 1966 (37 rec., 876 yds.)
- 23.23 Billy Howton, 1952 (53 rec., 1,231 yds.)
- 23.17 Max McGee, 1959 (30 rec., 695 yds.)
- 22.41 James Lofton, 1983 (58 rec., 1,300 yds.)

Highest Average Gain, Game (3 receptions)

- 49.67 Don Hutson, at Bkn., Nov. 19, 1939 (3-149)
- 48.67 James Lofton, at Atl., Dec. 26, 1982 (3-146)
- 47.33 Carroll Dale, vs. SF, Dec. 4, 1966 (3-142)
- 46.50 Carroll Dale, vs. Atl., Sept. 27, 1970 (4-186)
- 43.50 Andy Uram, vs. ChiC, Nov. 1, 1942 (4-174) (B)

TOUCHDOWN RECEPTIONS**Most Seasons Leading League**

- Don Hutson, 1935-38, 1940-44
- Johnny (Blood) McNally, 1930-31, 1933 (B)
- Sterling Sharpe, 1992, 1994
- Billy Howton, 1956
James Jones, 2012
Jordy Nelson, 2016
Davante Adams, 2020

Most Consecutive Seasons Leading League

- Don Hutson, 1940-44
- Don Hutson, 1935-38
- Johnny (Blood) McNally, 1930-31 (B)



Lofton

Most Seasons Leading Team

- Don Hutson, 1935-45
- Max McGee, 1954, 1958-61, 1963-64
- James Lofton, 1978-82, 1986
Sterling Sharpe, 1989-94
- Carroll Dale, 1966-69, 1971
Davante Adams, 2017-21

Most Consecutive Seasons Leading Team

- Don Hutson, 1935-45
- Sterling Sharpe, 1989-94
- James Lofton, 1978-82
Davante Adams, 2017-21

Most Touchdown Receptions, Career

- Don Hutson, 1935-45 (11 seasons)
- Davante Adams, 2014-21 (8 seasons)
- Jordy Nelson, 2008-14, 2016-17 (9 seasons)
- Sterling Sharpe, 1988-94 (7 seasons)
- Donald Driver, 1999-2012 (14 seasons)

Most Touchdown Receptions, Season

- Sterling Sharpe, 1994 (16 games)
Davante Adams, 2020 (14 games)
- Don Hutson, 1942 (11 games)
- Jordy Nelson, 2011 (16 games)
- Antonio Freeman, 1998 (15 games)
James Jones, 2012 (16 games)
Jordy Nelson, 2016 (16 games)

Most Touchdown Receptions, Rookie, Season

- Billy Howton, 1952
Max McGee, 1954
Jayden Reed, 2023
- Christian Watson, 2022
Don Hutson, 1935
James Lofton, 1978

Most Touchdown Receptions, Game

- Don Hutson, vs. Det., Oct. 7, 1945
Sterling Sharpe, at TB, Oct. 24, 1993
Sterling Sharpe, at DalC, Nov. 24, 1994
- Johnny (Blood) McNally, at Prov., Nov. 26, 1931 (B)
Don Hutson, at CleR, Oct. 17, 1937
Don Hutson, vs. CleR, Sept. 11, 1938
Don Hutson, at CleR, Oct. 30, 1938
Don Hutson, at Was., Nov. 30, 1941
Don Hutson, vs. ChiC, Nov. 1, 1942
Andy Uram, vs. ChiC, Nov. 1, 1942 (B)
Don Hutson, at CleR, Nov. 8, 1942
Bob Mann, vs. Phi., Oct. 14, 1951
Billy Howton, at Det., Nov. 27, 1952
Max McGee, at Phi., Oct. 30, 1954
Max McGee, at LARm, Dec. 7, 1963
James Lofton, vs. NO, Sept. 10, 1978
James Lofton, vs. Pit., Sept. 11, 1983
Sterling Sharpe, at TB, Dec. 24, 1994
Keith Jackson, at TB, Sept. 1, 1996 (TE)
Antonio Freeman, vs. Den., Dec. 8, 1996
Derrick Mayes, at Car., Sept. 27, 1998
Antonio Freeman, vs. TenO, Dec. 20, 1998
Javon Walker, at Ind., Sept. 26, 2004
Greg Jennings, at Min., Nov. 21, 2010
Jermichael Finley, at ChiB, Sept. 25, 2011 (TE)
Jordy Nelson, vs. Det., Jan. 1, 2012
Jordy Nelson, at HouT, Oct. 14, 2012
James Jones, at ChiB, Dec. 16, 2012
Randall Cobb, vs. KC, Sept. 28, 2015
Robert Tonyan, vs. Atl., Oct. 5, 2020
Davante Adams, vs. Min., Nov. 1, 2020
Davante Adams, vs. TenT, Dec. 27, 2020
Aaron Jones, vs. Det., Sept. 20, 2021
Christian Watson, vs. DalC, Nov. 13, 2022



Sharpe

Most Consecutive Games, Touchdown Reception

- Davante Adams, 2020
- Don Hutson, 1941-42
Don Hutson, 1943-44
- Billy Howton, 1956
Sterling Sharpe, 1994
Randall Cobb, 2014
- Don Hutson, 1942
Billy Howton, 1952
Antonio Freeman, 1998-99
Greg Jennings, 2007
Davante Adams, 2018
Robert Tonyan, 2020

YARDS FROM SCRIMMAGE*Rushing and Receiving***Most Scrimmage Yards, Career**

- 11,048 Ahman Green, 2000-06, 2009 (8,322 rush, 2,726 rec.)
- 10,354 Donald Driver, 1999-2012 (217 rush, 10,137 rec.)
- 9,901 James Lofton, 1978-86 (245 rush, 9,656 rec.)
- 9,712 Jim Taylor, 1958-66 (8,207 rush, 1,505 rec.)
- 8,275 Don Hutson, 1935-45 (284 rush, 7,991 rec.)

* — holds or shares NFL record

Most Scrimmage Yards, Season

2,250	Ahman Green, 2003 (1,883 rush, 367 rec.)
1,981	Ahman Green, 2001 (1,387 rush, 594 rec.)
1,805	Dorsey Levens, 1997 (1,435 rush, 370 rec.)
1,734	Ahman Green, 2000 (1,175 rush, 559 rec.)
1,715	Edgar Bennett, 1995 (1,067 rush, 648 rec.)

Most Scrimmage Yards, Game

257	Billy Howton, vs. LARm, Oct. 21, 1956
237	Don Hutson, at Bkn., Nov. 21, 1943
236	Aaron Jones, vs. Det., Sept. 20, 2020
227	Ahman Green, vs. Den., Dec. 28, 2003
226	Aaron Jones, at KC, Oct. 27, 2019

INTERCEPTIONS BY*(Further defensive records on page 312)***Most Seasons Leading League, Interceptions**

2	Charles Woodson, 2009, 2011
1	Don Hutson, 1940
	Willie Wood, 1962
	Darren Sharper, 2000

Most Seasons Leading Team, Interceptions

7	Bobby Dillon, 1952-58
5	Willie Wood, 1961-63, 1965, 1970
	LeRoy Butler, 1990-91, 1993, 1995, 1997
	Darren Sharper, 2000-04
4	Herb Adderley, 1963-65, 1969
	Charles Woodson, 2006, 2008-09, 2011
3	Don Hutson, 1940, 1942, 1945
	John Symank, 1957, 1959, 1961
	Ken Ellis, 1971-73
	Mark Murphy, 1988, 1990-91

Most Consecutive Seasons Leading Team

7	Bobby Dillon, 1952-58
5	Darren Sharper, 2000-04
3	Willie Wood, 1961-63
	Herb Adderley, 1963-65
	Ken Ellis, 1971-73

Most Interceptions By, Career

52	Bobby Dillon, 1952-59 (8 seasons)
48	Willie Wood, 1960-71 (12 seasons)
39	Herb Adderley, 1961-69 (9 seasons)
38	LeRoy Butler, 1990-2001 (12 seasons)
	Charles Woodson, 2006-12 (7 seasons)

Most Interceptions By, Season

10	Irv Comp, 1943 (10 games)
9	Bob Forte, 1947 (12 games)
	Bobby Dillon, 1953 (12 games)
	Bobby Dillon, 1955 (12 games)
	Bobby Dillon, 1957 (12 games)
	John Symank, 1957 (12 games)
	Willie Wood, 1962 (14 games)
	Willie Buchanan, 1978 (16 games)
	Tom Flynn, 1984 (16 games)
	Mark Lee, 1986 (16 games)
	Darren Sharper, 2000 (16 games)
	Charles Woodson, 2009 (16 games)

Most Interceptions By, Rookie, Season

10	Irv Comp, 1943	7	Rebel Steiner, 1950
9	John Symank, 1957	6	Mike McKenzie, 1999
	Tom Flynn, 1984		Casey Hayward, 2012

Most Interceptions By, Game

*4	Bobby Dillon, at Det., Nov. 26, 1953
	Willie Buchanan, at SD, Sept. 24, 1978
3	Several times (last: Tom Flynn, vs. Det., Oct. 28, 1984)

Most Consecutive Games, Interception

5	Irv Comp, 1943
4	Several times (last: Nick Collins, 2009)

YARDS GAINED**Most Seasons Leading League**

2	Herb Adderley, 1965, 1969
1	Charley Brock, 1945
	Bobby Dillon, 1956
	Darren Sharper, 2002
	Nick Collins, 2008

Most Yards Gained, Career

976	Bobby Dillon, 1952-59	677	Darren Sharper, 1997-2004
795	Herb Adderley, 1961-69	568	Charles Woodson, 2006-12
699	Willie Wood, 1960-71		

Most Yards Gained, Season

295	Nick Collins, 2008
244	Bobby Dillon, 1956
233	Darren Sharper, 2002
217	Maurice Harvey, 1981
198	John Symank, 1957

Most Yards Gained, Rookie, Season

198	John Symank, 1957	114	Marques Anderson, 2002
190	Rebel Steiner, 1950	111	Tim Lewis, 1983
149	Irv Comp, 1943		

Most Yards Gained, Game

116	Charlie Peprah, at SD, Nov. 6, 2011
99	Maurice Harvey, at NO, Dec. 13, 1981
	Tim Lewis, vs. LARm, Nov. 18, 1984
	Aaron Rouse, vs. Ind., Oct. 19, 2008
98	Mike McKenzie, vs. ChiB, Dec. 7, 2003

Longest Interception Return (All TDs)

99	Tim Lewis, vs. LARm, Nov. 18, 1984
	Aaron Rouse, vs. Ind., Oct. 19, 2008
95	Nick Barnett, vs. NO, Oct. 9, 2005
94	Rebel Steiner, vs. ChiB, Oct. 1, 1950
91	Hal Van Every, at Pit., Nov. 23, 1941

Most Touchdowns on Interceptions, Career

9	Charles Woodson, 2006-12
7	Herb Adderley, 1961-69
5	Bobby Dillon, 1952-59
	Darren Sharper, 1997-2004
4	Johnny (Blood) McNally, 1929-33, 1935-36
	Nick Collins, 2005-11

Most Touchdowns on Interceptions, Season

3	Herb Adderley, 1965
	Nick Collins, 2008
	Charles Woodson, 2009
2	Don Perkins, 1944
	Charley Brock, 1945
	Bob Jeter, 1966
	Darren Sharper, 1997, 2004
	Marques Anderson, 2002
	Charles Woodson, 2008
	Julius Peppers, 2014
	Rasul Douglas, 2021

Most Touchdowns on Interceptions, Rookie, Season

2	Darren Sharper, 1997
	Marques Anderson, 2002

Most Touchdowns on Interceptions, Game

1	Several times (last: Quay Walker, at ChiB, Sept. 10, 2023)
---	--

PUNTING**Most Seasons Leading League, Punts**

2	Jack Jacobs, 1948-49
1	Roy McKay, 1946
	Max McGee, 1959

Most Punts, Career

495	David Beverly, 1975-80 (37.9 gross avg.)
390	Tim Masthay, 2010-15 (44.2 gross avg.)
368	Don Bracken, 1985-90 (39.7 gross avg.)
315	Donny Anderson, 1966-71 (39.6 gross avg.)
308	Josh Bidwell, 2000-03 (41.1 gross avg.)

Most Punts, Season

106	David Beverly, 1978 (35.5 gross avg.)
86	David Beverly, 1980 (38.2 gross avg.)
	Paul McJulien, 1991 (40.4 gross avg.)
85	David Beverly, 1977 (39.9 gross avg.)
	Bucky Scribner, 1984 (42.3 gross avg.)
	Don Bracken, 1988 (38.7 gross avg.)

Most Punts, Game

11	Clarke Hinkle, at ChiB, Dec. 10, 1933 (407 yds.)
	Jug Girard, at ChiB, Oct. 15, 1950 (418 yds.)
	Jug Girard, at LARm, Dec. 3, 1950 (402 yds.)
10	Roy McKay, at Phi., Oct. 13, 1946 (421 yds.)
	Jack Jacobs, at ChiB, Nov. 14, 1948 (392 yds.)
	Max McGee, at NYG, Nov. 1, 1959 (437 yds.)
	Don Chandler, vs. DalC, Oct. 24, 1965 (400 yds.)
	David Beverly, at Cin., Sept. 26, 1976 (366 yds.)
	David Beverly, vs. Min., Nov. 26, 1978 (305 yds.)
	David Beverly, at ChiB, Dec. 10, 1978 (307 yds.)
	Don Bracken, vs. LARd, Sept. 13, 1987 (489 yds.)
	Craig Hentrich, at Min., Oct. 20, 1994 (460 yds.)
	Jon Ryan, vs. NE, Nov. 19, 2006 (459 yds.)

* — holds or shares NFL record



Comp

Longest Punt

- 90 Don Chandler, vs. SF, Oct. 10, 1965
- 82 Corey Bojorquez, at ChiB, Oct. 17, 2021
- 78 Jack Jacobs, vs. ChiC, Oct. 10, 1948
- 75 Boyd Dowler, at Min., Oct. 22, 1961
- Boyd Dowler, vs. SF, Oct. 21, 1962

AVERAGE YARDAGE, PUNTING

Highest Gross Average, Punting, Career (250 punts)

- 44.2 Tim Masthay, 2010-15 (390 punts)
- 42.8 Craig Henrich, 1994-97 (289 punts)
- 41.6 Max McGee, 1954, 1957-67 (256 punts)
- 41.1 Josh Bidwell, 2000-03 (308 punts)
- 39.7 Don Bracken, 1985-90 (368 punts)

Highest Gross Average, Punting, Season (35 punts)

- 46.5 Corey Bojorquez, 2021 (53 punts)
- 46.2 Daniel Whelan, 2023 (57 punts)
- 45.6 Tim Masthay, 2011 (55 punts)
- 45.5 JK Scott, 2020 (46 punts)
- 45.0 Craig Henrich, 1997 (75 punts)

Highest Gross Average, Punting, Game (4 punts)

- 61.6 Roy McKay, vs. ChiC, Oct. 28, 1945 (5-308)
- 55.2 Tim Masthay, at Car., Oct. 19, 2014 (5-276)
- 54.8 Craig Henrich, vs. NYJ, Nov. 13, 1994 (6-329)
- Tim Masthay, at BalR, Oct. 13, 2013 (6-329)
- 54.3 Jug Girard, vs. Phi, Oct. 14, 1951 (4-217)
- Corey Bojorquez, at KC, Nov. 7, 2021 (4-217)

Highest Net Avg., Punting, Career (250 punts, Since 1976)

- 38.7 Tim Masthay, 2010-15 (390 punts)
- 35.6 Craig Henrich, 1994-97 (289 punts)
- 35.5 Josh Bidwell, 2000-03 (308 punts)
- 32.8 David Beverly, 1976-80 (429 punts)
- 32.5 Don Bracken, 1985-90 (368 punts)

Highest Net Avg., Punting, Season (35 punts, Since 1976)

- 41.6 Justin Vogel, 2017 (71 punts)
- 40.3 Tim Masthay, 2015 (81 punts)
- 40.0 Corey Bojorquez, 2021 (53 punts)
- 39.9 JK Scott, 2019 (77 punts)
- 39.7 Daniel Whelan, 2023 (57 punts)

Highest Net Avg., Punting, Game (4 punts, Since 1976)

- 49.0 Jon Ryan, vs. Det., Dec. 30, 2007 (4-196)
- 48.5 Tim Masthay, at Oak., Dec. 20, 2015 (4-194)
- Corey Bojorquez, at KC, Nov. 7, 2021 (4-194)
- 47.5 Jacob Schum, vs. Ind., Nov. 6, 2016 (4-190)
- 47.3 Craig Henrich, vs. NYJ, Nov. 13, 1994 (6-284)

PUNTS HAD BLOCKED

Most Consecutive Punts, None Blocked

- 308 Josh Bidwell, 2000-03
- 274 David Beverly, 1977-80
- 254 Donny Anderson, 1967-71
- 200 Craig Henrich, 1995-97
- 155 Tim Masthay, 2010-12

Most Punts Had Blocked, Career

- 5 Jug Girard, 1948-51
- Don Bracken, 1985-90
- 3 Lou Brock, 1940-45
- Steve Broussard, 1975
- Bill Renner, 1986-87
- Tim Masthay, 2010-15

Most Punts Had Blocked, Season

- 3 Jug Girard, 1949
- Steve Broussard, 1975
- 2 Lou Brock, 1942
- Jug Girard, 1950
- Dick Deschaine, 1957
- Ron Widby, 1972
- Ray Stachowicz, 1981
- Don Bracken, 1986
- Craig Henrich, 1995
- Jon Ryan, 2007
- Tim Masthay, 2014
- Pat O'Donnell, 2022



Girard

PUNT RETURNS

Most Seasons Leading League, Punt Returns

- 1 Desmond Howard, 1996

Most Punt Returns, Career

- 187 Willie Wood, 1960-71 (1,391 yds.)
- 110 Antonio Chatman, 2003-05 (903 yds.)
- 100 Al Carmichael, 1953-58 (753 yds.)
- Phillip Epps, 1982-88 (819 yds.)
- 94 Randall Cobb, 2011-18, 2021-22 (869 yds.)

Most Punt Returns, Season

- 58 Desmond Howard, 1996 (875 yds.)
- 45 Antonio Chatman, 2005 (381 yds.)
- 44 Roell Preston, 1998 (398 yds.)
- 41 Charles Woodson, 2006 (363 yds.)
- Tramon Williams, 2010 (326 yds.)



Howard

Most Punt Returns, Rookie, Season

- 37 Antonio Freeman, 1995 (292 yds.)
- 30 Jeff Query, 1989 (247 yds.)
- 26 Randall Cobb, 2011 (295 yds.)

Most Punt Returns, Game

- 8 Phillip Epps, vs. Min., Nov. 21, 1982 (49 yds.)
- 7 Johnnie Gray, vs. Min., Nov. 21, 1976 (30 yds.)
- Phillip Epps, at DalC, Sept. 23, 1984 (22 yds.)
- Robert Brooks, at NE, Oct. 2, 1994 (34 yds.)
- Desmond Howard, vs. SD, Sept. 15, 1996 (118 yds.)
- Darrien Gordon, vs. Car., Sept. 29, 2002 (43 yds.)
- Charles Woodson, vs. Min., Dec. 21, 2006 (48 yds.)

FAIR CATCHES

Most Fair Catches, Career

- 102 Willie Wood, 1960-71
- 68 Randall Cobb, 2011-18, 2021-22
- 63 Antonio Chatman, 2003-05
- 41 Elijah Pitts, 1961-69, 1971
- 40 Micah Hyde, 2013-16

Most Fair Catches, Season

- 27 Antonio Chatman, 2004
- 24 Allen Rossum, 2000
- 22 Trevor Davis, 2017
- 21 Randall Cobb, 2012
- 20 Jon Stagers, 1972

Most Fair Catches, Game

- 5 Willie Wood, vs. ChiB, Nov. 15, 1970
- Tramon Williams, at Det., Dec. 12, 2010
- Micah Hyde, at Det., Dec. 3, 2015
- 4 Willie Wood, vs. NO, Nov. 17, 1968
- Jon Stagers, at Was., Nov. 26, 1972
- Phillip Epps, at DalC, Sept. 23, 1984
- Terrell Buckley, at TB, Oct. 24, 1993
- Terrell Buckley, at TB, Dec. 24, 1994
- Roell Preston, at Car., Sept. 27, 1998
- Roell Preston, at TB, Dec. 7, 1998
- Antonio Chatman, vs. Det., Sept. 14, 2003
- Antonio Chatman, at Det., Oct. 17, 2004
- Antonio Chatman, at DalC, Oct. 24, 2004
- Antonio Chatman, at Det., Sept. 11, 2005
- Tramon Williams, vs. DalC, Nov. 15, 2009
- Tramon Williams, at Phi., Sept. 12, 2010
- Micah Hyde, vs. Sea., Sept. 20, 2015
- Micah Hyde, at Min., Sept. 18, 2016
- Trevor Davis, vs. ChiB, Oct. 20, 2016
- Trevor Davis, at ChiB, Sept. 5, 2019
- Tyler Ervin, at Min., Dec. 23, 2019
- Amari Rodgers, at Min., Sept. 11, 2022



Wood

YARDS GAINED, PUNT RETURNS

Most Seasons Leading League

- 1 Billy Grimes, 1950
- Veryl Switzer, 1954
- Desmond Howard, 1996

Most Punt Return Yards, Career

- 1,391 Willie Wood, 1960-71 (187 returns)
- 968 Desmond Howard, 1996, 1999 (70 returns)
- 903 Antonio Chatman, 2003-05 (110 returns)
- 869 Randall Cobb, 2011-18, 2021-22 (94 returns)
- 834 Billy Grimes, 1950-52 (63 returns)

Most Punt Return Yards, Season

- *875 Desmond Howard, 1996 (58 returns)
- 555 Billy Grimes, 1950 (29 returns)
- 398 Roell Preston, 1998 (44 returns)
- Will Blackmon, 2008 (36 returns)
- 381 Antonio Chatman, 2005 (45 returns)

Most Punt Return Yards, Rookie, Season

- 306 Veryl Switzer, 1954 (24 returns)
- 296 Micah Hyde, 2013 (24 returns)
- 295 Randall Cobb, 2011 (26 returns)

Most Punt Return Yards, Game

- 167 Desmond Howard, at Det., Dec. 15, 1996 (5 returns)
- 129 Phillip Epps, vs. TB, Oct. 2, 1983 (5 returns)
- 122 Robert Brooks, vs. LaRM, Oct. 9, 1994 (4 returns)
- 118 Desmond Howard, vs. SD, Sept. 15, 1996 (7 returns)
- 113 Walter Stanley, at Det., Nov. 27, 1986 (2 returns)

* — holds or shares NFL record

Longest Punt Return (All TDs)

- 95 Steve Odom, vs. ChiB, Nov. 10, 1974
 94 Mark Lee, vs. NYG, Nov. 8, 1981
 Tramon Williams, vs. Car., Nov. 18, 2007
 93 Veryl Switzer, at ChiB, Nov. 7, 1954
 Micah Hyde, at Min., Oct. 27, 2013

AVERAGE YARDAGE, PUNT RETURNS**Most Seasons Leading League**

- 1 Veryl Switzer, 1954
 Willie Wood, 1961
 Ken Ellis, 1972
 Desmond Howard, 1996

Highest Punt Return Average, Career (50 returns)

- 13.83 Desmond Howard, 1996, 1999 (70 ret., 968 yds.)
 13.24 Billy Grimes, 1950-52 (63 ret., 834 yds.)
 9.71 Micah Hyde, 2013-16 (76 ret., 738 yds.)
 9.37 Jeff Query, 1989-91 (76 ret., 712 yds.)
 9.24 Randall Cobb, 2011-18, 2021-22 (94 ret., 869 yds.)

Highest Average, Season (14 returns)

- 19.14 Billy Grimes, 1950 (29 ret., 555 yds.)
 16.07 Willie Wood, 1961 (14 ret., 225 yds.)
 15.79 Micah Hyde, 2014 (14 ret., 221 yds.)
 15.36 Ken Ellis, 1972 (14 ret., 215 yds.)
 15.09 Desmond Howard, 1996 (58 ret., 875 yds.)

Highest Average, Rookie, Season (14 returns)

- 12.79 Walter Stanley, 1985 (14 ret., 179 yds.)
 12.75 Veryl Switzer, 1954 (24 ret., 306 yds.)
 12.73 Steve Odom, 1974 (15 ret., 191 yds.)
 12.33 Micah Hyde, 2013 (24 ret., 296 yds.)
 11.56 Fred Provo, 1948 (18 ret., 208 yds.)

Highest Average, Game (3 returns)

- 37.00 Mark Lee, vs. NYG, Nov. 8, 1981 (3-11)
 36.67 Willie Wood, at ChiB, Dec. 5, 1964 (3-110)
 33.40 Desmond Howard, at Det., Dec. 15, 1996 (5-167)
 30.50 Robert Brooks, vs. LAR, Oct. 9, 1994 (4-122)
 30.00 Antonio Chatman, vs. ChiB, Dec. 25, 2005 (3-90)

TOUCHDOWNS, PUNT RETURNS**Most Seasons Leading League**

- 1 Billy Grimes, 1950
 Willie Wood, 1961
 Desmond Howard, 1996

Most Touchdowns, Career

- 3 Desmond Howard, 1996, 1999
 Will Blackmon, 2006-09
 Micah Hyde, 2013-16
 2 Billy Grimes, 1950-52
 Willie Wood, 1960-71
 Jon Stagers, 1972-74
 Randall Cobb, 2011-18, 2021-22

Most Touchdowns, Season

- 3 Desmond Howard, 1996
 2 Billy Grimes, 1950
 Willie Wood, 1961
 Will Blackmon, 2008
 Micah Hyde, 2014

Most Touchdowns, Game

- 1 Several times (last: Micah Hyde, vs. Det., Dec. 28, 2014)



Grimes

KICKOFF RETURNS**Most Seasons Leading League, Returns**

- 1 Al Carmichael, 1955
 Dave Hampton, 1971
 Keisean Nixon, 2023

Most Kickoff Returns, Career

- 179 Steve Odom, 1974-79 (4,124 yds.)
 153 Al Carmichael, 1953-58 (3,907 yds.)
 120 Herb Adderley, 1961-69 (3,080 yds.)
 77 Travis Williams, 1967-70 (2,058 yds.)
 75 Tony Canadeo, 1941-44, 1946-52 (1,736 yds.)

Most Kickoff Returns, Season

- 57 Roell Preston, 1998 (1,497 yds.)
 55 Will Blackmon, 2008 (1,157 yds.)
 50 Allen Rossum, 2000 (1,288 yds.)
 46 Dave Hampton, 1971 (1,314 yds.)
 42 Steve Odom, 1975 (1,034 yds.)

Most Kickoff Returns, Rookie, Season

- 35 Charles Wilson, 1990 (798 yards)
 Javon Walker, 2002 (769 yards)
 34 Randall Cobb, 2011 (941 yards)
 33 Vince Workman, 1989 (547 yards)

Most Kickoff Returns, Game

- 8 Harlan Huckleyby, vs. Was., Oct. 17, 1983 (208 yds.)
 Gary Ellerson, at StLC, Sept. 29, 1985 (164 yds.)
 Roell Preston, vs. Min., Oct. 5, 1998 (256 yds.)
 Antonio Chatman, vs. TenT, Oct. 11, 2011 (204 (163 yds.)
 Will Blackmon, at NO, Nov. 24, 2008 (159 yds.)
 7 Steve Odom, vs. Det., Sept. 29, 1974 (160 yds.)
 Roell Preston, at Ind., Nov. 16, 1997 (211 yds.)
 Vernand Morency, at Sea, Nov. 27, 2006 (152 yds.)
 Jerry Nolson, vs. Det., Oct. 3, 2010 (124 yds.)
 Trevor Davis, vs. Det., Nov. 6, 2017 (140 yds.)



Carmichael

KICKOFF RETURN YARDS**Most Seasons Leading League**

- 2 Al Carmichael, 1956-57
 Keisean Nixon, 2022-23
 1 Dave Hampton, 1971

Most Kickoff Return Yards, Career

- 4,124 Steve Odom, 1974-79 (179 ret.)
 3,907 Al Carmichael, 1953-58 (153 ret.)
 3,080 Herb Adderley, 1961-69 (120 ret.)
 2,084 Dave Hampton, 1969-71 (74 ret.)
 2,058 Travis Williams, 1967-70 (77 ret.)

Most Kickoff Return Yards, Season

- 1,497 Roell Preston, 1998 (57 ret.)
 1,314 Dave Hampton, 1971 (46 ret.)
 1,288 Allen Rossum, 2000 (50 ret.)
 1,157 Will Blackmon, 2008 (55 ret.)
 1,034 Steve Odom, 1975 (42 ret.)

Most Kickoff Return Yards, Rookie, Season

- 941 Randall Cobb, 2011 (34 ret.)
 798 Charles Wilson, 1990 (35 ret.)
 769 Javon Walker, 2002 (35 ret.)

Most Kickoff Return Yards, Game

- 256 Roell Preston, vs. Min., Oct. 5, 1998 (8 ret.)
 211 Roell Preston, at Ind., Nov. 16, 1997 (7 ret.)
 208 Harlan Huckleyby, vs. Was., Oct. 17, 1983 (8 ret.)
 194 Dave Hampton, vs. NYG, Sept. 19, 1971 (5 ret.)
 189 Al Carmichael, vs. ChiB, Oct. 7, 1956 (5 ret.)
 Dave Hampton, vs. NO, Nov. 28, 1971 (5 ret.)

Longest Kickoff Return (All TDs)

- 108 Randall Cobb, vs. NO, Sept. 8, 2011
 106 Al Carmichael, vs. ChiB, Oct. 7, 1956
 105 Keisean Nixon, vs. Min., Jan. 1, 2023
 104 Travis Williams, at LAR, Dec. 9, 1967
 103 Herb Adderley, vs. BalC, Nov. 18, 1962

AVERAGE YARDAGE, KICKOFF RET.**Most Seasons Leading League**

- 1 Al Carmichael, 1955
 Tom Moore, 1960
 Travis Williams, 1967
 Steve Odom, 1978
 Keisean Nixon, 2023

Highest Average, Career (50 returns)

- 28.16 Dave Hampton, 1969-71 (74 ret., 2,084 yds.)
 27.55 Keisean Nixon, 2022-23 (65 ret., 1,791 yds.)
 26.73 Travis Williams, 1967-70 (77 ret., 2,058 yds.)
 26.69 Roell Preston, 1997-98 (64 ret., 1,708 yds.)
 26.51 Tom Moore, 1960-65 (71 ret., 1,882 yds.)

Highest Average, Season (12 returns)

- *41.06 Travis Williams, 1967 (18 ret., 739 yds.)
 33.08 Tom Moore, 1960 (12 ret., 397 yds.)
 31.56 Najeh Davenport, 2003 (16 ret., 505 yds.)
 30.13 Corey Harris, 1993 (16 ret., 482 yds.)
 29.86 Al Carmichael, 1955 (14 ret., 418 yds.)

* — holds or shares NFL record

Highest Average, Rookie, Season (12 returns)

*41.06	Travis Williams, 1967 (18 ret., 739 yds.)
33.08	Tom Moore, 1960 (12 ret., 397 yds.)
28.50	Larry Krause, 1970 (18 ret., 513 yds.)
27.68	Randall Cobb, 2011 (34 ret., 941 yds.)
26.56	Herb Adderley, 1963 (18 ret., 478 yds.)

Highest Average, Game (3 returns)

50.33	Travis Williams, at StLC, Oct. 30, 1967 (3-151)
44.67	Steve Odum, vs. Det., Oct. 3, 1976 (3-134)
43.33	Del Rodgers, at ChiB, Dec. 9, 1984 (3-130)
	Koren Robinson, at StLR, Dec. 16, 2007 (3-130)
43.25	Allen Rossum, vs. Ind., Nov. 19, 2000 (4-173)

TOUCHDOWNS, KICKOFF RETURNS**Most Seasons Leading League**

- 1 Travis Williams, 1967
- Roell Preston, 1998

Most Touchdowns, Career

- 5 Travis Williams, 1967-70
- 3 Dave Hampton, 1969-71
- 2 Al Carmichael, 1953-58
- Herb Adderley, 1961-69
- Steve Odum, 1974-79
- Robert Brooks, 1992-98
- Roell Preston, 1997-98



Williams

Most Touchdowns, Season

- *4 Travis Williams, 1967
- 2 Roell Preston, 1998
- 1 Several times (last: Keisean Nixon, 2022)

Most Touchdowns, Rookie, Season

- *4 Travis Williams, 1967
- 1 Dave Hampton, 1969
- Larry Krause, 1970
- Terrell Middleton, 1977
- Darrell Thompson, 1990
- Basil Mitchell, 1999
- Randall Cobb, 2011

Most Touchdowns, Game

- *2 Travis Williams, vs. CleB, Nov. 12, 1967
- 1 Several times (last: Keisean Nixon, vs. Min., Jan. 1, 2023)

COMBINED KICK RETURNS**Most Combined Kick Returns, Career**

253	Al Carmichael, 1953-58 (100 PR, 153 KR)
243	Steve Odum, 1974-79 (64 PR, 179 KR)
190	Willie Wood, 1960-71 (187 PR, 3 KR)
176	Antonio Chatman, 2003-05 (110 PR, 66 KR)
174	Randall Cobb, 2011-18, 2021-22 (98 PR, 76 KR)

Most Combined Kick Returns, Season

101	Roell Preston, 1998 (44 PR, 57 KR)
91	Will Blackmon, 2008 (36 PR, 55 KR)
80	Desmond Howard, 1996 (58 PR, 22 KR)
79	Allen Rossum, 2000 (29 PR, 50 KR)
69	Randall Cobb, 2012 (31 PR, 38 KR)

Most Combined Kick Returns, Game

- 11 Will Blackmon, at NO, Nov. 24, 2008 (3 PR, 8 KR)
- Charles Jordan, vs. LARm, Sept. 3, 1995 (6 PR, 4 KR)
- Roell Preston, at Car., Sept. 27, 1998 (6 PR, 4 KR)
- Antonio Chatman, vs. TenT, Oct. 11, 2004 (2 PR, 8 KR)
- 9 Al Carmichael, at SF, Dec. 8, 1956 (4 PR, 5 KR)
- Phillip Epps, at TB, Sept. 30, 1984 (3 PR, 6 KR)
- Charles Jordan, at DalC, Oct. 8, 1995 (4 PR, 5 KR)
- Antonio Freeman, at Min., Nov. 5, 1995 (6 PR, 3 KR)
- Desmond Howard, at DalC, Nov. 18, 1996 (3 PR, 6 KR)
- Roell Preston, vs. SF, Nov. 1, 1998 (5 PR, 4 KR)
- Darrien Gordon, vs. Car., Sept. 29, 2002 (7 PR, 2 KR)

YARDS GAINED, COMBINED KICK RET.**Most Yards Gained, Career**

4,693	Steve Odum, 1974-79 (4,124 KR, 569 PR)
4,660	Al Carmichael, 1953-58 (3,907 KR, 753 PR)
3,080	Herb Adderley, 1961-69 (3,080 KR, 0 PR)
2,784	Randall Cobb, 2011-18, 2021-22 (1,915 KR, 869 PR)
2,438	Billy Grimes, 1950-52 (1,604 KR, 834 PR)

Most Yards Gained, Season

1,895	Roell Preston, 1998	1,335	Desmond Howard, 1996
1,555	Will Blackmon, 2008	1,314	Dave Hampton, 1971
1,536	Allen Rossum, 2000		

Most Yards Gained, Game

256	Roell Preston, vs. Min., Oct. 5, 1998
247	Travis Williams, at Pit., Nov. 2, 1969
211	Al Carmichael, vs. ChiB, Oct. 7, 1956
	Roell Preston, at Ind., Nov. 16, 1997
209	Will Blackmon, at NO, Nov. 24, 2008
208	Harlan Huckleby, vs. Was., Oct. 17, 1983

TOUCHDOWNS, COMBINED KICK RET.**Most TDs, Combined Kick Returns, Career**

- 6 Travis Williams, 1967-70 (1 PR, 5 KR)
- 3 Dave Hampton, 1969-71 (0 PR, 3 KR)
- Steve Odum, 1974-79 (1 PR, 2 KR)
- Robert Brooks, 1992-98 (1 PR, 2 KR)
- Desmond Howard, 1996, 1999 (3 PR, 0 KR)
- Roell Preston, 1997-98 (1 PR, 2 KR)
- Will Blackmon, 2006-09 (3 PR, 0 KR)
- Randall Cobb, 2011-18, 2021-22 (2 PR, 1 KR)
- Micah Hyde, 2013-16 (3 PR, 0 KR)

Most Touchdowns, Season

- 4 Travis Williams, 1967 (0 PR, 4 KR)
- 3 Desmond Howard, 1996 (3 PR, 0 KR)
- Roell Preston, 1998 (1 PR, 2 KR)
- 2 Billy Grimes, 1950 (2 PR, 0 KR)
- Willie Wood, 1961 (2 PR, 0 KR)
- Travis Williams, 1969 (1 PR, 1 KR)
- Robert Brooks, 1994 (1 PR, 1 KR)
- Will Blackmon, 2008 (2 PR, 0 KR)
- Randall Cobb, 2011 (1 PR, 1 KR)
- Micah Hyde, 2014 (2 PR, 0 KR)



Hampton

Most Touchdowns, Game

- 2 Travis Williams, vs. CleB, Nov. 12, 1967 (0 PR, 2 KR)
- Travis Williams, at Pit., Nov. 2, 1969 (1 PR, 1 KR)

COMBINED NET YARDS

Rushing, receiving, interception returns, punt returns, kickoff returns and fumble returns

COMBINED ATTEMPTS**Most Seasons Leading Team**

- 8 Don Hutson, 1936, 1939-45
- 7 Jim Taylor, 1960-66
- 6 Ahman Green, 2000-04, 2006
- 5 Sterling Sharpe, 1989-93
- 4 Tony Canadeo, 1946-49
- Al Carmichael, 1953, 1956-58
- Steve Odum, 1974-77
- James Lofton, 1979, 1982-84
- Edgar Bennett, 1993-96
- Aaron Jones, 2019-22

Most Consecutive Seasons Leading Team

- | | |
|----------------------------|-------------------------|
| 7 Don Hutson, 1939-45 | 4 Tony Canadeo, 1946-49 |
| Jim Taylor, 1960-66 | Steve Odum, 1974-75 |
| 5 Sterling Sharpe, 1989-93 | Edgar Bennett, 1993-96 |
| Ahman Green, 2000-04 | Aaron Jones, 2019-22 |

Most Combined Attempts, Career

2,219	Ahman Green, 2000-06, 2009
2,012	Jim Taylor, 1958-66
1,451	Aaron Jones, 2017-23
1,437	John Brockington, 1971-77
1,300	Dorsey Levens, 1994-2001

Most Combined Attempts, Season

- 407 Ahman Green, 2003
- 383 Dorsey Levens, 1997
- 378 Edgar Bennett, 1995
- 368 Ahman Green, 2001
- 350 Dorsey Levens, 1999

Most Combined Attempts, Game

- 41 Terrell Middleton, vs. Min., Nov. 26, 1978
- Vince Workman, vs. Min., Sept. 6, 1992
- 37 Dorsey Levens, vs. DalC, Nov. 23, 1997
- Ahman Green, vs. TB, Dec. 24, 2000
- 35 Jim Grabowski, vs. ChiB, Sept. 24, 1967
- John Brockington, at Min., Nov. 17, 1974
- Dorsey Levens, at Min., Dec. 1, 1997
- Ahman Green, at Car., Sept. 13, 2004

* — holds or shares NFL record

COMBINED NET YARDS GAINED**Most Combined Net Yards Gained, Career**

11,244	Ahman Green, 2000-06, 2009
10,363	Donald Driver, 1999-2012
9,909	James Lofton, 1978-86
9,898	Jim Taylor, 1958-66
9,277	Jordy Nelson, 2008-14, 2016-17

Most Combined Net Yards Gained, Season

2,342	Randall Cobb, 2012
2,250	Ahman Green, 2003
1,981	Ahman Green, 2001
1,918	Roell Preston, 1998
1,896	Billy Grimes, 1950

Most Combined Net Yards Gained, Rookie, Season

1,616	Randall Cobb, 2011
1,435	Eddie Lacy, 2013
1,231	Billy Howton, 1952
1,219	Steve Odom, 1974
1,203	John Brockington, 1971

Most Combined Net Yards Gained, Game

314	Travis Williams, at Pit., Nov. 2, 1969
287	Walter Stanley, at Det., Nov. 27, 1986
257	Billy Howton, vs. LARm, Oct. 21, 1956
256	Roell Preston, vs. Min., Oct. 5, 1998
253	Travis Williams, vs. Pit., Dec. 17, 1967

DEFENSE

Compiled by Packers since 1975

(For Interceptions By, see page 308)

TACKLES**Most Seasons Leading Team (1975-2023)**

5	Nick Barnett, 2003-05, 2007, 2009
	A.J. Hawk, 2006, 2008, 2010, 2012-13
4	Brian Noble, 1986-87, 1989, 1991
	Bernardo Harris, 1997-98, 2000-01
3	Mike Douglass, 1980-81, 1983
	Mark Murphy, 1984, 1988 (tied), 1990
	Blake Martinez, 2017-19

Most Consecutive Seasons Leading Team (1975-2023)

3	Nick Barnett, 2003-05
	Blake Martinez, 2017-19
2	Johnnie Gray, 1975-76
	Mike Douglass, 1980-81
	Brian Noble, 1986-87
	Johnny Holland, 1992-93
	Bernardo Harris, 1997-98
	Bernardo Harris, 2000-01
	A.J. Hawk, 2012-13
	Quay Walker, 2022-23

Most Total Tackles, Career (1975-2023)

1,118	A.J. Hawk, 2006-14
1,020	John Anderson, 1978-89
1,014	Nick Barnett, 2003-10
1,001	Johnnie Gray, 1975-83
967	Mike Douglass, 1978-85

Most Total Tackles, Season (1975-2023)

203	Blake Martinez, 2019	162	Mike Douglass, 1983
194	Nick Barnett, 2005		Nick Barnett, 2004
180	Mike Douglass, 1981	158	Blake Martinez, 2017
166	Rich Wingo, 1979	157	Jim Carter, 1977
165	Mike Douglass, 1980	155	A.J. Hawk, 2006
	Nick Barnett, 2007	153	A.J. Hawk, 2013

Most Total Tackles, Season, Rookie (1975-2023)

166	Rich Wingo, 1979	119	Quay Walker, 2022
155	A.J. Hawk, 2006	111	Michael Hunt, 1978
134	Nick Barnett, 2003	104	Brian Noble, 1985
123	Johnnie Gray, 1975	102	John Anderson, 1978

Most Unassisted Tackles, Career (1975-2023)

798	A.J. Hawk, 2006-14	766	Mike Douglass, 1978-85
783	John Anderson, 1978-89	735	LeRoy Butler, 1990-2001
771	Johnnie Gray, 1975-83		

Most Unassisted Tackles, Season (1975-2023)

151	Rich Wingo, 1979	128	Nick Barnett, 2005
146	Mike Douglass, 1981	127	Mike Douglass, 1983
133	Steve Luke, 1978		Blake Martinez, 2019

OPPONENT FUMBLES RECOVERED**Most Opponent Fumbles Recovered, Career (1945-2023)**

21	Willie Davis, 1960-69
20	Ray Nitschke, 1958-72
	Johnnie Gray, 1975-83

Most Opponent Fumbles Recovered, Season (1945-2023)

5	Charley Brock, 1945
	Charley Brock, 1946
	Paul Lipscomb, 1946
	Lionel Aldridge, 1964
	Brian Noble, 1987



Davis

YARDS RETURNING FUMBLES**Longest Fumble Return**

88	Keith McKenzie, at Pit., Nov. 9, 1998 (TD)
76	Scott Stephen, at ChiB, Dec. 17, 1989
70	Mike Butler, vs. Min., Nov. 11, 1979 (TD)
68	George Cumbly, vs. TB, Oct. 11, 1981
60	Henry Jordan, at DalC, Nov. 29, 1964 (TD)

TOUCHDOWNS RETURNING FUMBLES**Most Opponent Fumbles Returned for TD, Career**

3	Keith McKenzie, 1996-99, 2002
2	Mike Douglass, 1978-85
	LeRoy Butler, 1990-2001
	Darren Sharper, 1997-2004

Most Opponent Fumbles Returned for TD, Season

*2	Mike Douglass, 1983
	Keith McKenzie, 1999

SACKS

Became an official NFL individual statistic in 1982

Most Seasons Leading League

(No Packers player has ever led the league)

Most Sacks, Career (1982-2023)

83.5	Clay Matthews, 2009-18
74.5	Kabeer Gbaja-Biamila, 2000-08
68.5	Reggie White, 1993-98
55.0	Tim Harris, 1986-90
54.0	Aaron Kampman, 2002-09
41.5	Ezra Johnson, 1982-87
	Preston Smith, 2019-23
36.0	Tony Bennett, 1990-93
34.0	Kenny Clark, 2016-23
32.5	Bryce Paup, 1990-94



White

Most Sacks, Season (1982-2023) +

19.5	Tim Harris, 1989	13.5	Tim Harris, 1988
16.0	Reggie White, 1998		Tony Bennett, 1992
15.5	Aaron Kampman, 2006		Kabeer Gbaja-Biamila, 2001
14.5	Ezra Johnson, 1983		Kabeer Gbaja-Biamila, 2004
			Clay Matthews, 2010
			Za'Darius Smith, 2019

+ — Ezra Johnson recorded 20.5 unofficial sacks in 1978

Most Sacks, Rookie, Season (1982-2023)

10.0	Clay Matthews, 2009
8.0	Tim Harris, 1986
	Vonnie Holliday, 1998

Most Sacks, Game +

5.0	Vonnie Holliday, vs. Buf., Dec. 22, 2002
4.5	Bryce Paup, vs. TB, Sept. 15, 1991
4.0	Alphonso Carreker, vs. TB, Dec. 1, 1985
	Tim Harris, vs. Atl., Oct. 1, 1989
	Kabeer Gbaja-Biamila, at ChiB, Jan. 2, 2005
3.5	Tony Bennett, at NYG, Nov. 8, 1992
	Clay Matthews, vs. ChiB, Sept. 13, 2012
	Za'Darius Smith, at Min., Dec. 23, 2019
3.0	Ezra Johnson, vs. ChiB, Dec. 4, 1983
	Mike Douglass, at ChiB, Dec. 9, 1984
	Tim Harris, at Det., Nov. 12, 1989
	Reggie White, vs. Den., Oct. 10, 1993
	Bryce Paup, at KC, Nov. 8, 1993
	Reggie White, vs. TB, Sept. 13, 1998
	Reggie White, vs. SF, Nov. 1, 1998
	Corey Williams, at Buf., Nov. 5, 2006
	Cullen Jenkins, vs. Det., Dec. 17, 2006
	Kabeer Gbaja-Biamila, five times (last: at Min., Sept. 30, 2007)
	Aaron Kampman, four times (last: at Den., Oct. 29, 2007)
	Clay Matthews, at Phi., Sept. 12, 2010
	Clay Matthews, vs. Buf., Sept. 19, 2010
	A.J. Hawk, at BalR, Oct. 13, 2013
	Nick Perry, at ChiB, Nov. 12, 2017
	Clay Matthews, vs. TB, Dec. 3, 2017
	Kyler Fackrell, vs. Buf., Sept. 30, 2018
	Kyler Fackrell, at Sea., Nov. 15, 2018
	Preston Smith, vs. Den., Sept. 22, 2019
	Za'Darius Smith, vs. Atl., Oct. 5, 2020
	Rashan Gary, vs. NO, Sept. 24, 2023
	Rashan Gary, at Det., Nov. 23, 2023

+ — Ezra Johnson (at Det., 9/3/78) and Dave Purefory (at LARm, 12/14/75) each recorded 5 sacks before stat became official.

* — holds or shares NFL record



Most Seasons, 10 or More Sacks

- 4 Reggie White, 1993, 1995, 1997-98
Kabeer Gbaja-Biamila, 2001-04
Clay Matthews, 2009-10, 2012, 2014
- 2 Tim Harris, 1988-89
Tony Bennett, 1991-92
Aaron Kampman, 2006-07
Za'Darius Smith, 2019-20
- 1 Ezra Johnson, 1983
Bryce Paup, 1993
Sean Jones, 1994
Julius Peppers, 2015
Nick Perry, 2016
Kyler Fackrell, 2018
Preston Smith, 2019

Most Consecutive Seasons, 10 or More Sacks

- 4 Kabeer Gbaja-Biamila, 2001-04
- 2 Tim Harris, 1988-89
Tony Bennett, 1991-92
Reggie White, 1997-98
Aaron Kampman, 2006-07
Clay Matthews, 2009-10
Za'Darius Smith, 2019-20

DEFENSIVE TOUCHDOWNS

Most Defensive Touchdowns, Career

- 10 Charles Woodson, 2006-12 (9 Int., 1 FR)
- 7 Herb Adderley, 1961-69 (7 Int.)
Darren Sharper, 1997-2004 (5 Int., 2 FR)
- 5 Bobby Dillon, 1952-59 (5 Int.)
Doug Hart, 1964-71 (3 Int., 1 FR, 1 blocked FG)
- 4 Johnny (Blood) McNally, 1929-33, 1935-36 (4 Int.)
Charley Brock, 1939-47 (3 Int., 1 FR)
Keith McKenzie, 1996-99, 2002 (1 Int., 3 FR)
Nick Collins, 2005-11 (4 Int.)
- 3 Charles "Buckets" Goldenberg, 1933-45 (2 Int., 1 blk. punt)
Don Hutson, 1935-45 (1 Int., 2 blk. punts)
Ted Fritsch, 1942-50 (2 Int., 1 FR)
Ken Ellis, 1970-75 (3 Int.)
Willie Buchanan, 1972-78 (2 Int., 1 blocked FG)
Mike Douglass, 1978-85 (1 Int., 2 FR)
LeRoy Butler, 1990-2001 (1 Int., 2 FR)
Clay Matthews, 2009-18 (2 Int., 1 FR)

Most Defensive Touchdowns, Season

- 3 Herb Adderley, 1965 (3 Int.)
Darren Sharper, 1997 (2 Int., 1 FR)
Darren Sharper, 2004 (2 Int., 1 FR)
Nick Collins, 2008 (3 Int.)
Charles Woodson, 2009 (3 Int.)
- 2 Al Rose, 1932 (1 FR, 1 blocked punt)
Charles "Buckets" Goldenberg, 1933 (1 Int., 1 blocked punt)
Don Perkins, 1944 (2 Int.)
Charley Brock, 1945 (2 Int.)
John Martinkovic, 1952 (1 FR, 1 blocked punt)
Bob Jeter, 1966 (2 Int.)
Mike Douglass, 1983 (2 FR)
Gabe Wilkins, 1997 (1 Int., 1 FR)
Keith McKenzie, 1998 (1 Int., 1 FR)
Keith McKenzie, 1999 (2 FR)
Marques Anderson, 2002 (2 Int.)
Charles Woodson, 2007 (1 Int., 1 FR)
Charles Woodson, 2008 (2 Int.)
Casey Hayward, 2014 (1 Int., 1 FR)
Julius Peppers, 2014 (2 Int.)
Rasul Douglas, 2021 (2 Int.)

Most Defensive Touchdowns, Rookie, Season

- 3 Darren Sharper, 1997 (2 Int., 1 FR)
- 2 Charles "Buckets" Goldenberg, 1933 (1 Int., 1 blocked punt)
Marques Anderson, 2002 (2 Int.)

MISCELLANEOUS

Most Kicks Blocked, Season

- *7 Ted Hendricks, 1974 (3 FGs, 3 punts, 1 PAT)

Most Consecutive Games Blocking Kick

- 4 Gary Lewis, 1982

Longest Return of Missed Field Goal

- 100 Ken Ellis, vs. NYG, Sept. 19, 1971 (TD)

* — holds or shares NFL record



Santana Dotson, Wayne Simmons,
Gilbert Brown, Reggie White

ENDING THE SEASON ON A HIGH NOTE

If history is any indicator, a Green Bay winning streak to end the regular season means good things for the next season. In 2006, the Packers were one of four clubs to finish the regular season with four consecutive victories. It marked the third time in that decade the club had ended the season with four consecutive wins, and each following season it earned a playoff berth.

- Since the NFL implemented postseason play, the Packers on 13 occasions have closed a regular season with at least four wins. Green Bay has failed to reach the playoffs in the following season only twice — in 1940 and '42.

End-of-Season

Streak	Year	That Postseason	Following Season
9	1941	Lost championship	8-2-1, Missed postseason
6	2016	Lost NFC Championship	7-9-0, Missed postseason
5	2020	Lost NFC Championship	13-4-0, Lost Divisional playoffs
	1966	World champions	9-4-1, World champions
4	1996	World champions	13-3-0, Lost Super Bowl
	1997	Lost Super Bowl	11-5-0, Lost Wild Card
4	2019	Lost NFC Championship	13-3-0, Lost NFC Championship
	1939	World champions	6-4-1, Missed postseason
	1943	(Missed)	8-2-0, World champions
	1959	(Missed)	8-4-0, Lost championship
	2000	(Missed)	12-4-0, Lost Divisional playoffs
	2003	Lost Divisional playoffs	10-6-0, Lost Wild Card
	2006	(Missed)	13-3-0, Lost NFC Championship

OPPONENT INDIVIDUAL

FIELD GOALS

Most Field Goals, Game, Opponent

- 7 Chris Boniol, at DalC, Nov. 18, 1996
- 5 Charlie Durkee, vs. NO, Nov. 28, 1971
- Jim Bakken, at StLC, Sept. 19, 1976
- Eddie Murray, vs. Det., Sept. 14, 1980
- Fuad Reveiz, at Min., Sept. 26, 1993
- Eddie Murray, at DalC, Oct. 3, 1993
- Jason Hanson, at Det., Nov. 27, 2003
- Dan Bailey, at DalC, Dec. 15, 2013
- Matt Prater, vs. Det., Oct. 14, 2019

Longest Field Goal, Opponent

- 63 David Akers, vs. SF, Sept. 9, 2012
- 58 Josh Brown, vs. Sea., Oct. 5, 2003
- 56 Ali Haji-Sheikh, at NYG, Sept. 26, 1983
- John Kasay, at Car., Sept. 27, 1998
- Paul Edinger, at Min., Oct. 23, 2005
- Greg Joseph, at Min., Sept. 11, 2022

RUSHING

Most Yards Gained, Game, Opponent

- 223 Tom Wilson, at LARm, Dec. 16, 1956
- 221 Greg Bell, at LARm, Sept. 24, 1989
- 210 Adrian Peterson, vs. Min., Dec. 2, 2012
- 205 Gale Sayers, vs. ChiB, Nov. 3, 1968
- Walter Payton, vs. ChiB, Oct. 30, 1977

Longest Run From Scrimmage, Opponent (All TDs)

- 96 Jim Spavital, at BalC, Nov. 5, 1950
- 86 Hugh McElhenny, vs. SF, Nov. 18, 1956
- 85 Bob Hoernschemeyer, at Det., Nov. 22, 1951

Most Rushing Touchdowns, Game, Opponent

- 4 Bobby Douglass, vs. ChiB, Nov. 4, 1973
- DeAngelo Williams, vs. Car., Nov. 30, 2008
- 3 Several times (last: Dalvin Cook, vs. Min., Nov. 1, 2020)

PASSING

Most Passes Attempted, Game, Opponent

- 65 Philip Rivers, vs. SD, Oct. 18, 2015 (43 comp.)
- 62 Joey Harrington, at Mia., Oct. 22, 2006 (33 comp.)
- 59 John Elway, vs. Den., Oct. 10, 1993 (33 comp.)
- Kerry Collins, at NYG, Jan. 6, 2002 (36 comp.)
- Matthew Stafford, vs. Det., Jan. 1, 2012 (36 comp.)

Most Passes Completed, Game, Opponent

- 43 Philip Rivers, vs. SD, Oct. 18, 2015 (65 att.)
- 38 Tommy Kramer, at Min., Nov. 29, 1981 (55 att.)
- 36 Kerry Collins, at NYG, Jan. 6, 2002 (59 att.)
- Matthew Stafford, vs. Det., Jan. 1, 2012 (59 att.)
- 35 Jake Plummer, vs. Ari., Jan. 2, 2000 (57 att.)
- Marc Bulger, vs. StLR, Nov. 29, 2004 (53 att.)
- Drew Brees, vs. NO, Sept. 30, 2012 (54 att.)
- Kirk Cousins, vs. Min., Sept. 16, 2018 (48 att.)

Most Yards Passing, Game, Opponent

- 520 Matthew Stafford, vs. Det., Jan. 1, 2012 (36 comp.)
- 503 Ben Roethlisberger, at Pit., Dec. 20, 2009 (29 comp.)
- Philip Rivers, vs. SD, Oct. 18, 2015 (43 comp.)
- 464 Donovan McNabb, at Phi., Dec. 5, 2004 (32 comp.)
- 463 Dak Prescott, at DalC, Oct. 6, 2019 (27 comp.)

Longest Pass Completion, Opponent (All TDs)

- 98 Ogden Compton to Dick "Night Train" Lane, vs. ChiC, Nov. 13, 1955
- 97 Bobby Layne to Cloyce Box, at Det., Nov. 26, 1953
- 95 Bill Munson to Frank Pope, at LARm, Dec. 13, 1964

Most Touchdown Passes, Game, Opponent

- 6 Tommy Kramer, at Min., Sept. 28, 1986
- 5 Bob Waterfield, at LARm, Dec. 16, 1951
- Dan Marino, vs. Mia., Dec. 8, 1985
- Peyton Manning, at Ind., Sept. 26, 2004
- Donovan McNabb, at Phi., Dec. 5, 2004
- Matthew Stafford, vs. Det., Jan. 1, 2012
- Jameis Winston, at NO, Sept. 12, 2021

Most Passes Had Intercepted, Game, Opponent

- 7 Parker Hall, at CleR, Nov. 8, 1942 (25 att.)
- Frankie Sinkwich, at Det., Oct. 24, 1943 (26 att.)
- Bob Waterfield, vs. LARm, Oct. 17, 1948 (35 att.)

PASS RECEIVING

Most Receptions, Game, Opponent

- 18 Tom Fears, at LARm, Dec. 3, 1950 (189 yards)
- 15 Kellen Winslow, vs. SD, Oct. 7, 1984 (157 yards)
- Andre Reed, at Buf., Nov. 20, 1994 (191 yards)

Most Yards Gained, Game, Opponent

- 259 Julio Jones, vs. Atl., Dec. 8, 2014 (11 rec.)
- 244 Calvin Johnson, vs. Det., Jan. 1, 2012 (11 rec.)
- 226 Amari Cooper, at DalC, Oct. 6, 2019 (11 rec.)

Most Touchdown Receptions, Game, Opponent

- 3 Several times (last: Vincent Jackson, at SD, Nov. 6, 2011)

INTERCEPTIONS BY

Most Interceptions By, Game, Opponent

- 3 Several times (last: Vencie Glenn, at Min., Dec. 27, 1992)

Longest Interception Return, Opponent

- 99 Johnnie Johnson, at LARm, Sept. 21, 1980 (TD)
- 98 Shelton Quarles, at TB, Oct. 7, 2001 (TD)
- 95 Will Sherman, at LARm, Dec. 16, 1956 (TD)
- Willie Alexander, vs. HouO, Sept. 25, 1977 (TD)
- George Teague, at DalC, Nov. 14, 1999 (TD)
- Charles Tillman, at ChiB, Dec. 4, 2005

Most Touchdowns on Interceptions, Game, Opponent

- *2 Kenny Johnson, at Atl., Nov. 27, 1983
- 1 Several times (last: Jack Jones, vs. NE, Oct. 2, 2022)

PUNTING

Longest Punt, Opponent

- 88 Bob Waterfield, vs. LARm, Oct. 17, 1948
- 86 Bob Waterfield, vs. LARm, Oct. 5, 1947
- 84 Brian Moorman, vs. Buf., Dec. 22, 2002

PUNT RETURNS

Longest Punt Return, Opponent (All TDs)

- 97 Jakeem Grant Sr., vs. ChiB, Dec. 12, 2021
- 95 Carl Pickens, vs. Cin., Sept. 20, 1992
- Jacquez Green, vs. TB, Sept. 13, 1998

Most Touchdowns on Punt Returns, Game, Opponent

- *2 Jack Christiansen, at Det., Nov. 22, 1951
- 1 Several times (last: Rashid Shaheed, vs. NO, Sept. 24, 2023)

KICKOFF RETURNS

Longest Kickoff Return, Opponent

- *109 Cordarrelle Patterson, at Min., Oct. 27, 2013 (TD)
- 104 Ameer Abdullah, vs. Det., Nov. 15, 2015
- 101 Terry Fair, vs. Det., Sept. 6, 1998 (TD)
- Chris Williams, vs. ChiB, Nov. 9, 2014 (TD)
- 100 John Gilliam, vs. StLC, Dec. 21, 1969 (TD)

Most Touchdowns on Kickoff Returns, Game, Opponent

- *2 Ron Brown, at LARm, Nov. 24, 1985
- 1 Several times (last: Andre Roberts, at NYJ, Dec. 23, 2018)

SACKS

Became an official NFL individual statistic in 1982

Most Sacks, Game, Opponent

- 5 Antwan Odom, vs. Cin., Sept. 20, 2009
- 4.5 Jared Allen, at Min., Oct. 5, 2009
- 4 Doug Martin, vs. Min., Oct. 23, 1983
- Keith Millard, at Min., Oct. 15, 1989
- Chris Clemons, at Sea., Sept. 24, 2012

FUMBLE RETURNS

Longest Fumble Return, Opponent (All TDs)

- *104 Jack Tatum, vs. Oak., Sept. 24, 1972
- 95 Mike Brown, vs. ChiB, Sept. 19, 2004



Vince Lombardi and Chicago coach George Halas enjoy a few words before a 1960s game at Wrigley Field. Thirty years earlier, during the Great Depression, Halas borrowed \$1,500 from the Packers to meet his Bears payroll.

* — holds or shares NFL record

CHAMPIONSHIPS

Most Seasons, League Champion

*13 1929-31, 1936, 1939, 1944, 1961-62, 1965-67, 1996, 2010

Most Consecutive Seasons, League Champion

*3 1929-31, 1965-67

Times Finishing First, Regular Season

29 1929-31, 1936, 1938-39, 1944, 1960-62, 1965-67
1972, 1995-97, 2002-04, 2007, 2011-14, 2016, 2019-21

Consecutive Times Finishing First, Regular Season

4 2011-2014
3 1929-31, 1960-62, 1965-67, 1995-97, 2002-04, 2019-21

GAMES WON

Most Consecutive Games Won

15 2010-11
11 1928-29, 1961-62
10 1929-30
9 1931, 1936, 1943-44, 1997-98
8 1941, 1963, 2006-07, 2014-15

Most Consecutive Games Won, Season

13 2011
10 1929, 1962
9 1931, 1936
8 1930, 1941, 1963

Most Consecutive Games Without Defeat

23 1928-30 (won 21, tied 2)

Most Games Won, Regular Season

15 2011
13 1962, 1996, 1997, 2007, 2019, 2020, 2021
12 1929, 1931, 2001, 2002, 2014

Most Consecutive Games Won, Start of Season

13 2011

Most Consecutive Games Without Defeat, Season

13 1929 (won 12, tied 1), entire season
2011 (won 13)

Most Consecutive Games Without Defeat, Start of Season

13 1929 (won 12, tied 1), entire season
2011 (won 13)

Most Consecutive Games Without Defeat, End of Season

13 1929 (won 12, tied 1), entire season

Most Consecutive Home Games Won

25 1995-98
20 1929-32
15 2020-22
14 1923-26
13 1961-62, 2010-11

Most Consecutive Home Games Won, Green Bay

25 1995-98

Most Consecutive Home Games Won, Milwaukee

16 1935-42

Most Consecutive Home Games Without Defeat

*30 1928-33 (won 27, tied 3)

Most Consecutive Road Games Won

8 1941-42, 1966-67
7 2006-07, 2011
6 1928-29, 1935-36

Most Consecutive Road Games Without Defeat

12 1928-30 (won 10, tied 2)

Most Shutouts Won or Tied, Season (Since 1932)

7 1932 (won 6, tied 1)

Most Consecutive Shutouts Won or Tied (Since 1932)

3 1932 (won 3)

GAMES LOST

Most Consecutive Games Lost

9 1948-49
8 1951-52, 1953-54

Most Consecutive Games Without Victory

9 1948-49 (lost 9), 1953-54 (lost 8, tied 1)

Most Games Lost, Season

12 1986, 1988, 1991, 2005

Most Consecutive Games Lost, Season

7 1948, 1951, 1958, 1984, 1988

Most Consecutive Games Lost, Start of Season

6 1986

Most Consecutive Games Lost, End of Season

7 1948, 1951, 1958

Most Consecutive Games Without Victory, Season

7 1948 (lost 7), 1951 (lost 7), 1958 (lost 7),
1984 (lost 7), 1988 (lost 7)

Most Consecutive Games Without Victory, Start of Season

6 1986 (lost 6)

Most Consecutive Games Without Victory, End of Season

7 1948 (lost 7), 1951 (lost 7), 1958 (lost 7)

Most Consecutive Home Games Lost

7 1976-77, 1985-86

Most Consecutive Home Games Lost, Green Bay

8 1985-87

Most Consecutive Home Games Lost, Milwaukee

8 1956-59

Most Consecutive Home Games Without Victory

8 1957-58 (lost 7, tied 1)

Most Consecutive Road Games Lost

12 1957-59
11 1949-50

Most Consecutive Road Games Without Victory

12 1957-59 (lost 12)

Most Shutouts Lost or Tied, Season

4 1928 (lost 3, tied 1), 1932 (lost 3, tied 1)

Most Consecutive Shutouts Lost or Tied

2 1922 (lost 2), 1923 (lost 1, tied 1), 1925 (lost 2),
1928 (lost 2), 1932 (lost 2), 1988 (lost 2)

TIE GAMES

Most Tie Games, Season

3 1922, 1926, 1928

Most Consecutive Tie Games

2 1922, 1926

* — holds or shares NFL record

PACKERS CLINCHING DATES

With a 38-35 victory over the N.Y. Giants on Dec. 4, 2011, the Packers clinched the 19th division title in club history. By clinching the division crown with four games remaining, it matched the franchise record set in 2002 when the Packers clinched the NFC North with four games left on the schedule. A look at the clinching dates for each of the Packers' 26 division crowns:

Games remaining	Division Title	Date	Games remaining	Division Title	Date
4	2002 NFC North Division	Dec. 1	1	1972 NFC Central Division	Dec. 10
4	2011 NFC North Division	Dec. 4	1	2004 NFC North Division	Dec. 24
3	1967 NFL Western Conference	Nov. 26	1	2019 NFC North Division	Dec. 23
3	2007 NFC North Division	Dec. 9	0	1939 NFL Western Division	Dec. 3
3	2020 NFC North Division	Dec. 13	0	1960 NFL Western Conference	Dec. 17
3	2021 NFC North Division	Dec. 19	0	1962 NFL Western Conference	Dec. 16
2	1961 NFL Western Conference	Dec. 3	0	1995 NFC Central Division	Dec. 24
2	1996 NFC Central Division	Dec. 8	0	2003 NFC North Division	Dec. 28
2	1997 NFL Central Division	Dec. 7	0	2013 NFC North Division	Dec. 29
2	2012 NFC North Division	Dec. 16	0	2014 NFC North Division	Dec. 28
1	1936 NFL Western Division	Nov. 29	0	2016 NFC North Division	Jan. 1
1	1944 NFL Western Division	Nov. 19	after season	1938 NFL Western Division	Dec. 14
1	1966 NFL Western Conference	Dec. 10	playoff game	1965 NFL Western Conference	Dec. 26

SCORING

POINTS

Seasons Leading League

10 1931, 1936-38, 1961-62, 1996, 2011, 2014, 2020

Most Consecutive Seasons Leading League

3 1936-38

Most Points, Season

560	2011 (16 games)	461	2009 (16 games)
509	2020 (16 games)	456	1996 (16 games)
486	2014 (16 games)	450	2021 (17 games)

Fewest Points, Season

70	1922 (10 games)	108	1924 (11 games)
	1921 (6 games)	113	1927 (10 games)
85	1923 (10 games)	114	1949 (12 games)

Most Points, Game

57	vs. Detroit, Oct. 7, 1945 (57-21)
56	vs. Atlanta, Oct. 23, 1966 (56-3)
55	vs. Chicago Cardinals, Nov. 1, 1942 (55-24)
	vs. Cleveland Browns, Nov. 12, 1967 (55-7)
	vs. Tampa Bay, Oct. 2, 1983 (55-14)
	vs. Tennessee Titans, Dec. 23, 2012 (55-7)
	vs. Chicago Bears, Nov. 9, 2014 (55-14)

Most Points, Both Teams, Game

95	GB (48) vs. Washington (47), Oct. 17, 1983
88	GB (41) at Atlanta (47), Nov. 27, 1983 (ot)
87	GB (35) at Detroit (52), Nov. 22, 1951
86	GB (45) vs. Detroit (41), Jan. 1, 2012
84	GB (44) at Detroit (40), Nov. 27, 1986

Fewest Points, Both Teams, Game

*0	at Milwaukee Badgers, Oct. 22, 1922
	vs. Rock Island Independents, Oct. 29, 1922
	vs. St. Louis All-Stars, Oct. 7, 1923
	vs. Duluth Eskimos, Oct. 3, 1926
	vs. N.Y. Yankees, Nov. 11, 1928
	at Frankford Yellow Jackets, Nov. 28, 1929
	vs. Chicago Bears, Sept. 25, 1932
	at Chicago Cardinals, Dec. 6, 1936

Most Points, Shutout Victory, Game

49	vs. Chicago Bears, Sept. 30, 1962
	at Philadelphia, Nov. 11, 1962
47	vs. Pittsburgh Pirates, Oct. 15, 1933
41	vs. Cincinnati Reds, Oct. 14, 1934
37	vs. Washington, Sept. 24, 2001

Fewest Points, Shutout Victory, Game

*2 at Chicago Bears, Oct. 16, 1932

Most Points Overcome to Win Game

23	vs. L.A. Rams, Sept. 12, 1982 (35-23, down 20-3)
	at Dallas Cowboys, Dec. 15, 2013 (37-36, down 26-3)
21	vs. New Orleans, Sept. 17, 1989 (35-34, down 21-0)
20	at Detroit, Dec. 3, 2015 (27-23, down 20-0)
	vs. Chicago Bears, Sept. 9, 2018 (24-23, down 20-0)
18	at Detroit, Oct. 17, 1965 (31-21, down 21-3)
	vs. N.Y. Jets, Sept. 14, 2014 (31-24, down 21-3)

Most Points, Each Half

1st:	*49 vs. Tampa Bay, Oct. 2, 1983
	45 vs. Cleveland Browns, Nov. 12, 1967
	42 vs. Chicago Bears, Nov. 9, 2014
	41 vs. Detroit, Oct. 7, 1945
	35 at Philadelphia, Nov. 11, 1962
	vs. Detroit, Dec. 6, 1992
	vs. New Orleans, Oct. 9, 2005
2nd:	38 at N.Y. Giants, Oct. 22, 1967
	35 vs. Chicago Bears, Sept. 30, 1962
	vs. L.A. Rams, Sept. 12, 1982
	vs. Dallas Cowboys, Nov. 23, 1997
	vs. Arizona, Jan. 2, 2000
	vs. Tennessee Titans, Dec. 23, 2012

Most Points, Both Teams, Each Half

1st:	56 GB (49) vs. Tampa Bay (7), Oct. 2, 1983
	55 GB (21) at Chicago Cardinals (34), Nov. 27, 1949
	GB (28) at Indianapolis (27), Nov. 16, 1997
52	GB (21) at Detroit (31), Nov. 22, 1951
	GB (45) vs. Cleveland Browns (7), Nov. 12, 1967
	GB (17) at Indianapolis (35), Sept. 26, 2004
2nd:	56 GB (35) vs. Arizona (21), Jan. 2, 2000
	55 GB (28) vs. N.Y. Yanks (27), Oct. 8, 1950
	52 GB (28) at Chicago Bears (24), Nov. 6, 1955
	GB (28) at St. Louis Cardinals (24), Sept. 29, 1985
51	GB (24) vs. Washington (27), Oct. 17, 1983

Most Points, One Quarter

*41	vs. Detroit (second quarter), Oct. 7, 1945
35	vs. Cleveland Browns (first quarter), Nov. 12, 1967
	vs. Tampa Bay (second quarter), Oct. 2, 1983
28	Nine times, last:
	vs. Chicago Bears (second quarter), Nov. 9, 2014

Most Points, Both Teams, One Quarter

48 GB (41) vs. Detroit (7), Oct. 7, 1945 (second quarter)

Most Points, Each Quarter

1st:	*35 vs. Cleveland Browns, Nov. 12, 1967
2nd:	*41 vs. Detroit, Oct. 7, 1945
3rd:	23 vs. Detroit, Oct. 6, 1985
4th:	28 at Chicago Bears, Nov. 6, 1955
	at Minnesota, Nov. 21, 1965
	at N.Y. Giants, Oct. 22, 1967

Most Points, Both Teams, Each Quarter

1st:	*42 GB (35) vs. Cleveland Browns (7), Nov. 12, 1967
2nd:	48 GB (41) vs. Detroit (7), Oct. 7, 1945
3rd:	41 GB (21) vs. N.Y. Yanks (20), Oct. 8, 1950
4th:	*42 GB (28) at Chicago Bears (14), Nov. 6, 1955

Most Consecutive Games Scoring

233	1991-2005
175	2006-17
156	1958-69
122	1978-86
83	2019-23

TOUCHDOWNS

Seasons Leading League, Overall Touchdowns

9 1932, 1937-38, 1961-62, 1996, 2011, 2014, 2020

Most Consecutive Seasons Leading League, Overall TDs

2 1937-38 and 1961-62

Most Overall Touchdowns, Season

70	2011 (16 games)	56	1996 (16 games)
66	2020 (16 games)	54	2009 (16 games)
58	2014 (16 games)	2021	(17 games)

Fewest Overall Touchdowns, Season (Since 1932)

14	1949, 1977
17	1946
19	1932, 1934, 1974

Most Overall Touchdowns, Game

8	at Pittsburgh Steelers, Nov. 23, 1941
	vs. Chicago Cardinals, Nov. 1, 1942
	vs. Detroit, Oct. 7, 1945
	vs. Atlanta, Oct. 23, 1966
7	at Cleveland Browns, Oct. 15, 1961
	vs. Chicago Bears, Sept. 30, 1962
	at Philadelphia, Nov. 11, 1962
	vs. Cleveland Browns, Nov. 12, 1967
	vs. Tampa Bay, Oct. 2, 1983
	vs. Arizona, Jan. 2, 2000
	vs. New Orleans, Oct. 9, 2005
	vs. Denver, Oct. 2, 2011
	vs. Tennessee Titans, Dec. 23, 2012
	vs. Chicago Bears, Nov. 9, 2014
	vs. Philadelphia, Nov. 16, 2014

* — holds or shares NFL record

MOST PRODUCTIVE TD COMBINATIONS, PACKERS HISTORY

TDs	Quarterback	Receiver/Tight End	Years	TDs	Quarterback	Receiver/Tight End	Years
68	Aaron Rodgers	Davante Adams	2014-21	41	Aaron Rodgers	James Jones	2008-13, 15
65	Aaron Rodgers	Jordy Nelson	2008-14, 16-17	38	Aaron Rodgers	Greg Jennings	2007-12
57	Brett Favre	Antonio Freeman	1995-2001, 03	36	Brett Favre	Donald Driver	1999-2007
45	Aaron Rodgers	Randall Cobb	2011-18, 21-22	35	Lynn Dickey	Paul Coffman	1979-85
41	Brett Favre	Sterling Sharpe	1992-94	33	Cecil Isbell	Don Hutson	1938-42

Most Overall Touchdowns, Both Teams, Game

12 GB (5) at Detroit (7), Nov. 22, 1951

11 Eight times, last:

GB (6) vs. Detroit (5), Jan. 1, 2012

Most Consecutive Games Scoring Touchdowns

108 2010-17 56 2006-10

77 2000-04 48 1997-2000

75 1992-97

POINTS AFTER TOUCHDOWN**Most (One-Point) PAT, Season**

68 2011 (69 attempts) 52 1962 (53 attempts)

59 2020 (63 attempts) 1983 (52 attempts)

53 2014 (55 attempts)

Fewest (One-Point) PAT, Season (Since 1932)

11 1977 14 1932

12 1949 15 1946



Reggie White, Brett Favre

Most (One-Point) PAT, Game

8 vs. Atlanta, Oct. 23, 1966

7 vs. Chicago Cardinals, Nov. 1, 1942

vs. Detroit, Oct. 7, 1945

at Cleveland Browns, Oct. 15, 1961

vs. Chicago Bears, Sept. 30, 1962

at Philadelphia, Nov. 11, 1962

vs. Cleveland Browns, Nov. 12, 1967

vs. Tampa Bay, Oct. 2, 1983

vs. Arizona, Jan. 2, 2000

vs. New Orleans, Oct. 9, 2005

vs. Denver, Oct. 2, 2011

vs. Tennessee Titans, Dec. 23, 2012

vs. Chicago Bears, Nov. 9, 2014

Most (One-Point) PAT, Both Teams, Game

12 GB (5) at Detroit (7), Nov. 22, 1951

11 GB (4) at Chicago Bears (7), Nov. 6, 1955

GB (5) vs. N.Y. Giants (6), Sept. 19, 1971

GB (6) vs. Washington (5), Oct. 17, 1983

GB (6) at San Diego (5), Nov. 6, 2011

Most Two-Point Conversions, Season

4 2015

3 2009, 2018, 2019

2 1996, 2000, 2003, 2004, 2005, 2008, 2016, 2020, 2022, 2023

Most Two-Point Conversions, Game

2 at Carolina, Oct. 3, 2005

Most Two-Point Conversions, Both Teams, Game

3 GB (0) at Minnesota (3), Sept. 13, 2020

2 GB (0) vs. Detroit (2), Nov. 6, 1994

GB (1) vs. Chicago Bears (1), Sept. 1, 1997

GB (0) at Indianapolis (2), Nov. 16, 1997

GB (2) at Carolina (0), Oct. 3, 2005

FIELD GOALS**Seasons Leading League, Field Goals**

*11 1935-36, 1940-43, 1946-47, 1955, 1972, 1974

Most Consecutive Seasons Leading League, Field Goals

*4 1940-43

Most Field Goals Attempted, Season

48 1972 (made 33) 38 2000 (made 33)

39 1974 (made 25) 37 1993 (made 31)

2007 (made 31) 2013 (made 33)

2018 (made 30)

Fewest Field Goals Attempted, Season (Since 1930)

5 1944 10 1942

8 1951, 1956 13 1945

Most Field Goals Attempted, Game

7 at Cincinnati, Oct. 10, 2021

6 vs. Detroit, Sept. 14, 1941

vs. Detroit, Oct. 26, 1947

at Pittsburgh Steelers, Oct. 30, 1960

at Cleveland Browns, Sept. 17, 1972

vs. Dallas Cowboys, Oct. 1, 1972

vs. Detroit, Dec. 3, 1972

vs. Detroit, Sept. 29, 1974

at Minnesota, Nov. 17, 1974

vs. Minnesota, Sept. 16, 2018

Most Field Goals Attempted, Both Teams, Game (Since 1933)

*11 GB (6) vs. Detroit (5), Sept. 29, 1974

10 GB (5) at St. Louis Cardinals (5), Dec. 5, 1971

9 GB (5) at Baltimore Colts (4), Oct. 18, 1964

GB (3) vs. Chicago Bears (6), Nov. 8, 1987

GB (4) at N.Y. Jets (5), Nov. 3, 1991

GB (7) at Cincinnati (2), Oct. 10, 2021

Most Field Goals, Season

33 1972 (48 att.) 30 2018 (37 att.)

2000 (38 att.) 29 1998 (33 att.)

2013 (37 att.) 28 2002 (34 att.)

31 1993 (37 att.)

2007 (39 att.)

Fewest Field Goals, Season (Since 1932)

*0 1932, 1944

Most Field Goals, Game

5 at L.A. Raiders, Nov. 11, 1990

vs. San Francisco, Oct. 14, 1996

at Arizona, Sept. 24, 2000

vs. Detroit, Oct. 6, 2013

at Minnesota, Nov. 22, 2015

vs. Minnesota, Sept. 16, 2018

4 Several times, last: at Miami, Dec. 25, 2022

Most Field Goals, Both Teams, Game

8 GB (4) vs. Detroit (4), Sept. 29, 1974

Most Consecutive Games, Field Goal Made

27 2022-23 14 1987, 1997-98

17 2013-14 12 1980-81

15 2004-05 1991-92, 2007

SAFETIES**Most Safeties, Season**

3 1932, 1975

2 1929, 1939, 1947, 1959, 1988

Most Safeties, Game

1 Several times, last: vs. N.Y. Giants, Oct. 9, 2022

Most Safeties, Both Teams, Game

2 GB (0) at Los Angeles Rams (2), Oct. 21, 1973

GB (0) at Minnesota (2), Nov. 9, 2008

* — holds or shares NFL record

HERBER-TO-HUTSON: DID YOU KNOW?

The Packers' Arnie Herber was one of the NFL's first long-bomb passers, and he did it with unusually small hands. At Green Bay West High School, Herber learned he could improve his distance and accuracy by palming the ball, rather than using the laces. His most-feared target, the incomparable Don Hutson, had flat feet, and trainers had to tape them in a special way. That taping job gave Hutson a strange running motion, which totally stumped opponents, because his loping style disguised his true speed.

FIRST DOWNS

Seasons Leading League

5 1940, 1942, 1944, 1960, 1962

Most First Downs, Season

375 2021 (109 rushing, 235 passing, 31 penalty)
 358 2020 (114 rushing, 216 passing, 28 penalty)
 356 2014 (104 rushing, 222 passing, 30 penalty)
 354 2004 (98 rushing, 228 passing, 28 penalty)
 353 2011 (89 rushing, 230 passing, 34 penalty)

Fewest First Downs, Season

125 1935
 131 1945 (73 rushing, 44 passing, 14 penalty)
 134 1938 (60 rushing, 66 passing, 8 penalty)
 140 1937
 147 1944 (70 rushing, 63 passing, 14 penalty)

Most First Downs, Game

37 at Phi., Nov. 11, 1962 (21 ru., 15 pa., 1 pen.)
 35 at NYJ, Dec. 23, 2018 (9 ru., 19 pa., 7 pen.)
 32 at TB, Oct. 12, 1980 (11 ru., 21 pa.)
 at Atl., Nov. 27, 1983 (11 ru., 18 pa., 3 pen.)
 vs. ChiB, Oct. 20, 2016 (5 ru., 21 pa., 6 pen.)

Fewest First Downs, Game

3 vs. Chicago Cardinals, Sept. 18, 1932
 at Boston Redskins, Nov. 4, 1934 (3 ru.)
 vs. Chicago Cardinals, Nov. 18, 1934
 4 at Detroit, Nov. 17, 1935 (4 ru.)
 5 Several times, last:
 vs. New England, Nov. 19, 2006 (2 ru., 3 pa.)

Most First Downs, Both Teams, Game

59 GB (27) vs. Detroit (32), Jan. 1, 2012
 58 GB (30) vs. Minnesota (28), Nov. 24, 2013
 GB (35) at N.Y. Jets (23), Dec. 23, 2018
 57 GB (32) at Atlanta (25), Nov. 27, 1983
 56 GB (23) vs. Washington (33), Oct. 17, 1983
 GB (26) vs. Arizona (30), Jan. 2, 2000
 GB (31) at Minnesota (25), Sept. 13, 2020

Fewest First Downs, Both Teams, Game

5 GB (5) vs. N.Y. Giants (0), Oct. 1, 1933
 GB (3) vs. Chi. Cardinals (2), Nov. 18, 1934
 8 GB (3) vs. Chi. Cardinals (5), Sept. 18, 1932
 10 GB (5) at Portsmouth (5), Dec. 4, 1932
 GB (6) at Chi. Cardinals (4), Nov. 5, 1933

Most First Downs, Rushing, Season

145 1962 133 1964
 142 1961 127 2003
 135 1960

Fewest First Downs, Rushing, Season

59 1982 69 1970, 2007
 60 1943 70 1944
 65 1942

Most First Downs, Rushing, Game

21 vs. Philadelphia, Nov. 11, 1962
 19 vs. San Francisco, Oct. 11, 1959
 at N.Y. Giants, Oct. 22, 1967
 18 vs. Baltimore Colts, Oct. 18, 1953
 vs. Detroit, Oct. 2, 1960
 vs. Minnesota, Dec. 22, 1996

Fewest First Downs, Rushing, Game

0 vs. Seattle, Dec. 9, 1990
 at Detroit, Nov. 28, 2013
 1 Several times, last: vs. Minnesota, Oct. 29, 2023

Most First Downs, Rushing, Both Teams, Game

30 GB (13) vs. New Orleans (17), Sept. 9, 1979
 29 GB (11) at L.A. Rams (18), Dec. 16, 1956
 GB (19) at N.Y. Giants (10), Oct. 22, 1967
 28 GB (15) vs. Detroit (13), Oct. 26, 1947
 GB (9) at Chicago Bears (19), Nov. 6, 1955
 GB (16) vs. Atlanta (12), Oct. 26, 1969

Fewest First Downs, Rushing, Both Teams, Game

3 GB (1) at Detroit (2), Sept. 11, 2005
 4 GB (1) at Philadelphia (3), Oct. 13, 1946
 GB (2) vs. N.Y. Giants (2), Nov. 8, 1981
 GB (3) vs. Tampa Bay (1), Sept. 13, 1998
 GB (3) vs. Detroit (1), Sept. 9, 2001
 GB (3) at Carolina (1), Sept. 30, 2001
 GB (2) at Chicago Bears (2), Oct. 7, 2002
 GB (2) vs. New Orleans (2), Sept. 17, 2006
 GB (1) at Chicago Bears (3), Sept. 5, 2019

Most First Downs, Passing, Season

235 1995, 2021 222 2014, 2016
 230 2011 216 2020
 228 2004

Fewest First Downs, Passing, Season

34 1946 63 1944
 58 1948 66 1939, 1940, 1943

Most First Downs, Passing, Game

23 at Detroit, Oct. 7, 2018
 22 vs. Minnesota, Nov. 11, 2007
 21 vs. St. Louis Cardinals, Dec. 21, 1969
 at Tampa Bay, Oct. 12, 1980
 at Carolina, Sept. 27, 1998
 vs. Jacksonville, Dec. 19, 2004
 at N.Y. Giants, Dec. 4, 2011
 vs. New Orleans, Sept. 30, 2012
 vs. Chicago Bears, Oct. 20, 2016

Fewest First Downs, Passing, Game

0 vs. Cleveland Rams, Sept. 21, 1941
 vs. Chicago Bears, Sept. 25, 1949
 1 Several times, last: vs. Ind., Nov. 24, 1991

Most First Downs, Passing, Both Teams, Game

47 GB (20) vs. Detroit (27), Jan. 1, 2012
 44 GB (21) vs. New Orleans (23), Sept. 30, 2012
 38 GB (17) vs. Washington (21), Oct. 17, 1983
 37 GB (19) at Indianapolis (18), Sept. 26, 2004
 36 GB (21) at N.Y. Giants (15), Dec. 4, 2011
 GB (18) vs. Minnesota (18), Dec. 24, 2016

Fewest First Downs, Passing, Both Teams, Game

1 GB (0) vs. Cleveland Rams (1), Sept. 21, 1941
 3 GB (2) at Chicago Cardinals (1), Dec. 6, 1936
 GB (1) at San Francisco (2), Dec. 10, 1960
 4 GB (4) at Chicago Bears (0), Nov. 7, 1937
 GB (3) at Philadelphia (1), Nov. 29, 1942
 GB (1) vs. Chicago Bears (3), Sept. 29, 1946
 GB (3) at Chicago Bears (1), Nov. 3, 1946

Most First Downs, Penalty, Season

44 2015 36 2005, 2016
 43 2012 34 2011
 40 2019

Fewest First Downs, Penalty, Season

6 1940, 1971 11 1964
 8 1939, 1943 12 1955

Most First Downs, Penalty, Game

8 vs. Philadelphia, Sept. 26, 2019
 7 at N.Y. Jets, Dec. 23, 2018
 6 at L.A. Rams, Sept. 20, 1981
 vs. Dallas Cowboys, Nov. 23, 1997
 vs. Detroit, Nov. 21, 1999
 vs. Philadelphia, Sept. 17, 2000
 vs. Baltimore Ravens, Dec. 7, 2009
 vs. Jacksonville, Oct. 28, 2012
 vs. Chicago Bears, Oct. 20, 2016
 vs. Atlanta, Dec. 9, 2018
 at San Francisco, Nov. 24, 2019

Most First Downs, Penalty, Both Teams, Game

11 GB (5) vs. Indianapolis (6), Oct. 19, 2008
 10 GB (4) vs. Washington (6), Oct. 20, 2002
 GB (4) at Philadelphia (6), Dec. 5, 2004
 GB (6) vs. Baltimore Ravens (4), Dec. 7, 2009
 GB (2) vs. Philadelphia (8), Sept. 26, 2019
 9 GB (6) vs. Detroit (3), Nov. 21, 1999
 GB (5) at Detroit (4), Nov. 22, 2001
 GB (5) vs. Detroit (4), Dec. 12, 2004
 GB (3) at N.Y. Giants (5), Sept. 16, 2007
 GB (3) at Denver (6), Oct. 29, 2007
 GB (5) at Seattle (4), Sept. 24, 2012
 GB (6) vs. Jacksonville (3), Oct. 28, 2012
 GB (5) vs. Kansas City (4), Sept. 28, 2015

NET YARDS GAINED

(Rushing and passing)

Seasons Leading League

3 1937-38, 1940

Most Yards Gained, Season

6,482 2011 (1,558 rushing, 4,924 passing)
 6,404 2013 (2,136 rushing, 4,268 passing)
 6,357 2004 (1,908 rushing, 4,449 passing)
 6,224 2020 (2,118 rushing, 4,106 passing)
 6,215 2021 (1,900 rushing, 4,315 passing)

* — holds or shares NFL record

Fewest Yards Gained, Season

2,340	1934 (1,183 rushing, 1,165 passing, -8 laterals)
2,618	1946 (1,765 rushing, 841 passing, 12 laterals)
2,702	1933 (1,513 rushing, 1,186 passing, 3 laterals)
2,869	1945 (1,325 rushing, 1,536 passing, 8 laterals)
2,910	1982 (1,081 rushing, 1,829 passing)

Most Yards Gained, Game

628	at Philadelphia, Nov. 11, 1962 (294 ru., 334 pa.)
580	vs. Washington, Sept. 15, 2013 (139 ru., 441 pa.)
569	at Tampa Bay, Oct. 12, 1980 (154 ru., 415 pa.)
550	vs. Detroit, Jan. 1, 2012 (81 ru., 469 pa.)
548	at Oakland, Dec. 22, 2003 (156 ru., 392 pa.)

Fewest Yards Gained, Game

36	at Cincinnati, Sept. 26, 1976 (71 ru., -35 pa.)
61	at Boston Redskins, Nov. 4, 1934 (55 ru., 6 pa.)
63	vs. Dallas Cowboys, Oct. 24, 1965 (73 ru., -10 pa.) at L.A. Rams, Oct. 21, 1973 (35 ru., 28 pa.) at Detroit, Oct. 28, 1973 (60 ru., 3 pa.)

Most Yards Gained, Both Teams, Game

1,125	GB (550) vs. Detroit (575), Jan. 1, 2012
1,025	GB (473) vs. Washington (552), Oct. 17, 1983
1,002	GB (580) vs. Washington (422), Sept. 15, 2013
986	GB (491) at New Orleans (495), Oct. 26, 2014
977	GB (479) at Houston Oilers (498), Sept. 4, 1983

Fewest Yards Gained, Both Teams, Game (Since 1933)

136	GB (86) vs. Chicago Cardinals (50), Nov. 18, 1934
173	GB (107) vs. N.Y. Giants (66), Oct. 1, 1933
195	GB (118) vs. Chicago Bears (77), Sept. 18, 1938
206	GB (61) at Boston Redskins (145), Nov. 4, 1934
208	GB (115) at Chicago Cardinals (93), Nov. 29, 1934

Most Consecutive Games, 400 or More Yards Gained

4	1984, 1989, 2009
3	1961, 1980, 2004 (twice), 2007, 2014, 2016, 2018
2	Several times, last: 2023

Most Consecutive Games, 300 or More Yards Gained

21	2021-22	17	2016-17
19	2014-15	14	2012-13
18	2011-12		

RUSHING**Seasons Leading League, Rushing Yards**

4 1946, 1961-62 and 1964

Most Consecutive Seasons Leading League

2 1961-62

ATTEMPTS**Most Rushing Attempts, Season**

560	1946	527	1973
550	1978	518	1962
544	1972		

Fewest Rushing Attempts, Season

283	1982	333	2018
313	1951	337	1956
321	1954		

Most Rushing Attempts, Game

64	at Washington, Dec. 1, 1946
63	vs. Pittsburgh Steelers, Oct. 20, 1946
62	vs. Chicago Cardinals, Sept. 12, 1937 vs. Cleveland Rams, Sept. 21, 1941 at Chicago Cardinals, Nov. 10, 1946

Fewest Rushing Attempts, Game

7	vs. Miami, Sept. 11, 1994
10	vs. Seattle, Dec. 9, 1990
11	at Chicago Bears, Nov. 27, 1988 at Denver, Oct. 17, 1999 vs. Tennessee Titans, Oct. 11, 2004 at Los Angeles Chargers, Nov. 3, 2019
12	vs. San Diego, Oct. 7, 1984 at Buffalo, Nov. 20, 1994 at Tampa Bay, Dec. 26, 1999 at Pittsburgh Steelers, Dec. 20, 2009 vs. Detroit, Sept. 28, 2023

Most Rushing Attempts, Both Teams, Game

*108	GB (38) at Chicago Cardinals (70), Dec. 5, 1948
102	GB (51) vs. Pittsburgh Steelers (51), Nov. 20, 1949
101	GB (32) at Chicago Cardinals (69), Dec. 6, 1936
100	GB (62) vs. Chicago Cardinals (38), Sept. 12, 1937
99	GB (56) at Chicago Bears (43), Nov. 1, 1936 GB (37) vs. Washington (62), Oct. 24, 1948 GB (55) at L.A. Rams (44), Oct. 23, 1949



Vince Lombardi

Fewest Rushing Attempts, Both Teams, Game

31	GB (12) at Pittsburgh Steelers (19), Dec. 20, 2009
33	GB (15) at Chicago Bears (18), Sept. 27, 2010
35	GB (15) vs. Minnesota (20), Dec. 24, 2016
37	GB (24) vs. Carolina (13), Dec. 12, 1999 GB (22) at Chicago Bears (15), Sept. 5, 2019

YARDS GAINED**Most Yards Gained Rushing, Season**

2,558	2003	2,276	1964
2,460	1962	2,248	1963
2,350	1961		

Fewest Yards Gained Rushing, Season

1,081	1982	1,325	1945
1,183	1934	1,328	1954
1,196	1951		

Most Yards Gained Rushing, Game

366	vs. Detroit, Oct. 26, 1947 (50 att.)
312	vs. N.Y. Yanks, Oct. 8, 1950 (40 att.)
303	vs. Baltimore Colts, Oct. 18, 1953 (56 att.)
301	at Washington, Dec. 1, 1946 (64 att.)
298	at Chicago Bears, Dec. 16, 1973 (53 att.)

* — holds or shares NFL record

50TH ANNIVERSARY TEAM (1969)

Don Hutson End	Bart Starr Quarterback
Boyd Dowler End	Paul Hornung Running Back
Cal Hubbard Tackle	Clarke Hinkle Running Back
Fred "Fuzzy" Thurston Guard	Jim Taylor Running Back
Jim Ringo Center	
Jerry Kramer Guard	
Forrest Gregg Tackle	

Larry Craig End	Ray Nitschke Linebacker
Lawie Dilweg End	Dave Robinson Linebacker
Willie Davis End	Bill Forester Linebacker
Robert "Cal" Hubbard Tackle	Herb Adderley Def. Back
Henry Jordan Tackle	Jesse Whittenon Def. Back
Dave Hanner Tackle	Bobby Dillon Def. Back
	Willie Wood Def. Back

Fewest Yards Gained Rushing, Game

12	at Tampa Bay, Dec. 26, 1999 (12 attempts)
13	vs. Seattle, Dec. 9, 1990 (10 attempts)
17	vs. Boston Redskins, Sept. 17, 1933 (37 attempts)
18	vs. Chicago Cardinals, Oct. 21, 1934 (29 attempts)
20	at Boston Redskins, Nov. 8, 1936 (30 attempts) at Baltimore Colts, Oct. 28, 1956 (18 attempts)

Most Yards Gained Rushing, Both Teams, Game

557	GB (151) at Chicago Bears (406), Nov. 6, 1955
508	GB (366) vs. Detroit (142), Oct. 26, 1947
506	GB (294) vs. Cleveland Rams (212), Oct. 22, 1944
502	GB (312) vs. N.Y. Yanks (190), Oct. 8, 1950
495	GB (181) at L.A. Rams (314), Dec. 16, 1956

Fewest Yards Gained Rushing, Both Teams, Game

81	GB (44) at Miami (37), Sept. 22, 1991
85	GB (18) vs. Chicago Cardinals (67), Oct. 21, 1934 GB (35) at Philadelphia (50), Oct. 13, 1946
87	GB (37) vs. Tampa Bay (50), Sept. 13, 1998
92	GB (79) vs. Carolina (13), Dec. 12, 1999

AVERAGE GAIN, RUSHING**Highst Average Gain, Rushing, Season**

5.05	2003 (507 att., 2,558 yds.)
5.01	2018 (333 att., 1,667 yds.)
4.96	1961 (474 att., 2,350 yds.)
4.78	2020 (443 att., 2,118 yds.)
4.75	1962 (518 att., 2,460 yds.)

Lowest Average Gain, Rushing, Season

2.59	1934 (456 att., 1,183 yds.)
3.07	1932 (434 att., 1,333 yds.)
3.11	1933 (487 att., 1,513 yds.)
3.12	1977 (469 att., 1,464 yds.)
3.15	1939 (500 att., 1,574 yds.)

TOUCHDOWNS, RUSHING**Most Touchdowns, Rushing, Season**

*36	1962 (14 games)	23	1964 (14 games)
29	1960 (12 games)	22	1963 (14 games)
27	1961 (14 games)		

Fewest Touchdowns, Rushing, Season

5	1922, 1923, 1924, 1977, 1990
---	------------------------------

Most Touchdowns, Rushing, Game

6	at Cleveland Browns, Oct. 15, 1961 at Philadelphia, Nov. 11, 1962
5	vs. Pittsburgh Pirates, Oct. 15, 1933 vs. Chicago Bears, Sept. 30, 1962 at Chicago Bears, Nov. 4, 1962 at N.Y. Giants, Oct. 22, 1967 vs. New England, Oct. 9, 1988 vs. Seattle, Dec. 27, 2009

Most Touchdowns, Rushing, Both Teams, Game

*8	GB (3) at Chicago Bears (5), Nov. 6, 1955
7	GB (4) vs. Chicago Bears (3), Sept. 30, 1945 GB (4) vs. Seattle (3), Oct. 15, 1978
6	Several times, last: GB (6) at Phi. (0), Nov. 11, 1962

PASSING**ATTEMPTS****Most Passes Attempted, Season**

640	2018 (392 comp.)	620	2016 (403 comp.)
630	2006 (530 comp.)	609	1994 (375 comp.)
626	2005 (383 comp.)		

Fewest Passes Attempted, Season

134	1932 (48 comp.)	209	1933 (89 comp.)
178	1946 (54 comp.)	210	1938 (91 comp.)
197	1934 (74 comp.)		

Most Passes Attempted, Game

61	vs. San Francisco, Oct. 14, 1996 (28 comp.) vs. Detroit, Nov. 15, 2015 (35 comp.)
60	at Detroit, Nov. 12, 1989 (35 comp.)
59	at New Orleans, Sept. 14, 1986 (28 comp.)
58	at Chicago Bears, Dec. 4, 2005 (31 comp.)

Fewest Passes Attempted, Game

*0	vs. Portsmouth, Oct. 8, 1933
4	vs. Brooklyn Dodgers, Oct. 23, 1932
5	at Chicago Bears, Oct. 16, 1932 vs. Detroit, Nov. 1, 1971
6	vs. N.Y. Giants, Oct. 2, 1932

Most Passes Attempted, Both Teams, Game

103	GB (44) vs. Detroit (59), Jan. 1, 2012
100	GB (47) at New England (53), Oct. 2, 1994 GB (61) vs. San Francisco (39), Oct. 14, 1996
99	GB (61) vs. Detroit (38), Nov. 15, 2015
98	GB (45) at Carolina (53), Sept. 27, 1998

Fewest Passes Attempted, Both Teams, Game

11	GB (0) vs. Portsmouth (11), Oct. 8, 1933
13	GB (9) vs. Chicago Bears (4), Sept. 25, 1932 GB (8) vs. Chicago Cardinals (5), Nov. 18, 1934
14	GB (8) vs. Chicago Bears (6), Sept. 18, 1938
15	GB (10) at Chicago Cardinals (5), Dec. 6, 1936

COMPLETIONS**Most Passes Completed, Season**

403	2016 (620 att.)	383	2005 (626 att.)
402	2021 (593 att.)		2007 (578 att.)
392	2018 (640 att.)		

Fewest Passes Completed, Season

48	1932 (134 att.)	81	1945 (218 att.)
54	1946 (178 att.)	89	1933 (209 att.)
74	1934 (197 att.)		

Most Passes Completed, Game

39	vs. Chicago Bears, Oct. 20, 2016 (56 att.) at N.Y. Jets, Dec. 23, 2018 (55 att.)
36	at Chicago Bears, Dec. 5, 1993 (54 att.) at Tampa Bay, Oct. 12, 1980 (51 att.) at Detroit, Nov. 12, 1989 (60 att.) vs. Minnesota, Nov. 11, 2007 (48 att.) vs. Detroit, Nov. 15, 2015 (61 att.) at Cleveland Browns, Dec. 10, 2017 (46 att.)

Fewest Passes Completed, Game

*0	vs. Portsmouth, Oct. 8, 1933 vs. Chicago Bears, Sept. 25, 1949
----	---

Most Passes Completed, Both Teams, Game

67	GB (31) vs. Detroit (36), Jan. 1, 2012
66	GB (31) vs. New Orleans (35), Sept. 30, 2012
62	GB (34) at Indianapolis (28), Sept. 26, 2004
61	GB (37) at N.Y. Jets (24), Dec. 23, 2018
60	GB (34) vs. Washington (26), Sept. 15, 2013

Fewest Passes Completed, Both Teams, Game

2	GB (1) vs. Chicago Bears (1), Sept. 25, 1932 GB (2) vs. Chicago Cardinals (0), Nov. 18, 1934
4	GB (3) at Chicago Cardinals (1), Nov. 29, 1934 GB (3) vs. Chicago Bears (1), Sept. 18, 1938
5	GB (0) vs. Portsmouth (5), Oct. 8, 1933 GB (3) at Chicago Cardinals (2), Dec. 6, 1936 GB (4) vs. Chicago Cardinals (1), Sept. 12, 1937

YARDS GAINED, PASSING**Seasons Leading League, Passing Yards**

5	1934-37, 1942
---	---------------

Most Consec. Seasons Leading League, Passing Yards

4	1934-37
---	---------

Most Gross Yards Gained, Passing, Season

5,161	2011	4,550	2004
4,688	1983	4,539	1995
4,629	2018		

Most Net Yards Gained, Passing, Season

4,924	2011	4,334	2007
4,449	2004	4,322	1995
4,365	1983		

Fewest Net Yards Gained, Passing, Season

798	1932	1,186	1933
841	1946	1,283	1973
1,165	1934		

Most Net Yards Gained, Passing, Game

469	vs. Detroit, Jan. 1, 2012 (44-31-1, 6 TD)
441	vs. Washington, Sept. 15, 2013 (42-34-0, 4 TD)
423	vs. Chicago Cardinals, Nov. 1, 1942 (27-13-1, 6 TD) at Detroit, Oct. 7, 2018 (52-32-0, 3 TD)
422	vs. St. Louis Cardinals, Dec. 21, 1969 (34-23-1, 5 TD)

Fewest Net Yards Gained, Passing, Game

-35	at Cincinnati, Sept. 26, 1976
-18	at Chicago Cardinals, Dec. 5, 1948
-12	vs. Chicago Bears, Nov. 4, 1973
-10	vs. Dallas Cowboys, Oct. 24, 1965
-7	vs. Chicago Bears, Sept. 25, 1949

* — holds or shares NFL record

Most Net Yards Gained, Passing, Both Teams, Game

*971	GB (469) vs. Detroit (502), Jan. 1, 2012
848	GB (376) at Pittsburgh Steelers (472), Dec. 20, 2009
778	GB (385) at Indianapolis (393), Sept. 26, 2004
771	GB (403) vs. Washington (368), Oct. 17, 1983
755	GB (441) vs. Washington (314), Sept. 15, 2013

Fewest Net Yards, Passing, Both Teams, Game

*-11	GB (-10) vs. Dallas Cowboys (-1), Oct. 24, 1965
10	GB (16) at Chicago Cardinals (-6), Nov. 29, 1934
20	GB (13) vs. Chicago Bears (7), Sept. 25, 1932
GB (20)	vs. Chicago Cardinals (0), Nov. 18, 1934
29	GB (-35) at Cincinnati (64), Sept. 26, 1976

300-YARD NET PASSING EFFORTS**Most Games, 300 Net Yards Passing, Season**

8	2014
7	2007
6	1983, 1989, 2004, 2011
5	2009, 2012, 2016, 2018, 2021
4	1984, 1994, 1995, 2001, 2013, 2020
3	1942, 1999, 2002, 2005, 2006, 2010, 2015, 2019

Most Consecutive Games, 300 Net Yards Passing

4	2011, 2012-13
3	1984, 2004, 2007 (twice), 2014, 2016, 2021

Most Consec. Games, Fewer Than 300 Yards Net Passing

149	1970-80	86	1933-40
95	1943-51		

TIMES SACKED

Became an official NFL team statistic in 1963

Most Times Sacked, Season

62	1990 (16 games)	51	1988 (16 games)
53	2018 (16 games)		2009 (16 games)
52	1981 (16 games)		2012 (16 games)
			2017 (16 games)

Fewest Times Sacked, Season

14	2004 (16 games)	18	1971 (14 games)
17	1972 (14 games)	19	2003 (16 games)
	1974 (14 games)		2007 (16 games)

Most Times Sacked, Game

11	vs. Detroit, Nov. 7, 1965
10	at San Diego, Sept. 24, 1978
9	at Chicago Bears, Dec. 13, 1970
	at N.Y. Jets, Dec. 20, 1981
	vs. Detroit, Dec. 12, 1982
	at Arizona, Dec. 27, 2015

Most Times Sacked, Both Teams, Game

*18	GB (10) at San Diego (8), Sept. 24, 1978
14	GB (5) vs. Dallas Cowboys (9), Oct. 24, 1965
13	GB (11) vs. Detroit (2), Nov. 7, 1965
	GB (8) at L.A. Raiders (5), Nov. 11, 1990
12	GB (4) vs. L.A. Rams (8), Sept. 25, 1966
	GB (5) at Detroit (7), Dec. 15, 1979
	GB (6) at Tampa Bay (6), Oct. 27, 1991
	GB (5) vs. Chicago Bears (7), Sept. 13, 2012

Fewest Yards Lost, by Sack/Attempting to Pass, Season

101	2004
124	1972
126	1974
127	2007
137	2003

COMPLETION PERCENTAGE**Seasons Leading League, Completion Percentage**

8	1936, 1941, 1961-62, 1964, 1966, 1968, 1998
---	---

Most Consecutive Seasons Leading League, Comp. Pct.

2	1961-62
---	---------

Highest Completion Percentage, Season

70.72	2020 (372 completions on 526 attempts)
68.12	2011 (376 completions on 552 attempts)
67.79	2021 (402 completions on 593 attempts)
67.03	2012 (374 completions on 558 attempts)
66.26	2007 (383 completions on 578 attempts)

Lowest Completion Percentage, Season

30.34	1946 (54 completions on 178 attempts)
30.43	1949 (91 completions on 299 attempts)
35.82	1932 (48 completions on 134 attempts)
37.16	1945 (81 completions on 218 attempts)
37.56	1934 (74 completions on 197 attempts)

TOUCHDOWNS, PASSING**Most Touchdowns, Passing, Season**

51	2011	39	1995, 1996, 2021
48	2020	38	2014
40	2012, 2016		

Fewest Touchdowns, Passing, Season

1	1921	5	1923
3	1922		1949
4	1927		1974
	1946		

Most Touchdowns, Passing, Game

6	vs. Chicago Cardinals, Nov. 1, 1942
	vs. Detroit, Oct. 7, 1945
	vs. Detroit, Jan. 1, 2012
	at Houston Texans, Oct. 14, 2012
	vs. Chicago Bears, Nov. 9, 2014
5	vs. St. Louis Cardinals, Dec. 21, 1969
	at New Orleans, Dec. 13, 1981
	at Houston Oilers, Sept. 4, 1983
	vs. Chicago Bears, Nov. 12, 1995
	vs. Minnesota, Sept. 21, 1997
	at Carolina, Sept. 27, 1998
	vs. Kansas City, Sept. 28, 2015

Most Touchdowns, Passing, Both Teams, Game

11	GB (6) vs. Detroit (5), Jan. 1, 2012
9	GB (4) at Indianapolis (5), Sept. 26, 2004
8	GB (4) at Detroit (4), Nov. 22, 1951
	GB (3) at Detroit (5), Nov. 27, 1952
	GB (5) vs. Minnesota (3), Sept. 21, 1997
	GB (4) vs. Minnesota (4), Nov. 14, 2004
	GB (4) at San Diego (4), Nov. 6, 2011

PASSES HAD INTERCEPTED**Most Passes Had Intercepted, Season**

37	1950	30	1944, 2005
34	1953	29	1988, 1949, 1951, 1980
32	1983		

Fewest Passes Had Intercepted, Season

4	2018, 2019	7	2021
5	1966, 2020	8	2009, 2011, 2012
6	1964, 2014		2015, 2016

* — holds or shares NFL record

NOTABLE OPPONENT ABBREVIATIONS USED IN RECORDS & HISTORY SECTION

BalC	Baltimore Colts, 1950, 1953-1983
BalR	Baltimore Ravens, 1996-present
Bkn	Brooklyn Dodgers, 1930-43; Tigers, 1944
BosB	Boston Braves, 1932
BosR	Boston Redskins, 1933-36
BosY	Boston Yanks, 1944-48
ChiB	Chicago Bears, 1922-present
ChiC	Chicago Cardinals, 1920-59
Card-Pitt	Chicago Cardinals-Pitt. Steelers Combine, 1944
CinR	Cincinnati Reds, 1933
CleB	Cleveland Browns, 1950-95, 1999-present
CleR	Cleveland Rams, 1937-42, 1944-45
DalC	Dallas Cowboys, 1960-present
DalT	Dallas Texans, 1952
Dul	Duluth Kelleys, 1923-25; Eskimos, 1926-27
Fra	Frankford Yellow Jackets, 1924-31

HouO	Houston Oilers, 1960-96
HouT	Houston Texans, 2002-present
LAC	Los Angeles Chargers, 1960, 2017-present
LARd	Los Angeles Raiders, 1982-94
LARm	Los Angeles Rams, 1946-94, 2016-present
Mil	Milwaukee Badgers, 1922-26
NYB	New York Bulldogs, 1949
NYY	New York Yankees, 1927-28; Yanks, 1950-51
PhoC	Phoenix Cardinals, 1988-93
PitP	Pittsburgh Pirates, 1933-39
Port	Portsmouth Spartans, 1930-33
Prov	Providence Steam Roller, 1925-31
StLC	St. Louis Cardinals, 1960-87
StLR	St. Louis Rams, 1995-2015
TenO	Tennessee Oilers, 1997-98
TenT	Tennessee Titans, 1999-present

Most Passes Had Intercepted, Game

- 8 vs. N.Y. Giants, Nov. 21, 1948
 7 vs. Chicago Bears, Sept. 22, 1940
 vs. Detroit, Oct. 20, 1940
 at Cleveland Rams, Nov. 11, 1945
 vs. Detroit, Sept. 17, 1950
 at New Orleans, Sept. 14, 1986

Most Passes Had Intercepted, Both Teams, Game

- 11 GB (4) at Cleveland Rams (7), Oct. 30, 1938
 GB (7) vs. Detroit (4), Oct. 20, 1940
 10 GB (1) at Detroit (9), Oct. 24, 1943
 GB (3) at Cleveland Rams (7), Nov. 12, 1944
 GB (7) at Cleveland Rams (3), Nov. 11, 1945

PUNTING**Most Punts, Season**

106	1978 (16 games)	87	1949 (12 games)
95	1975 (14 games)		1970 (14 games)
93	1987 (15 games)		1980 (16 games)

Fewest Punts, Season

42	1982 (9 games)	48	1944 (10 games)
46	1945 (10 games)	49	1960 (12 games)
47	2020 (16 games)		



Craig Henrich

Most Punts, Game

- 14 at Chicago Bears, Oct. 22, 1933
 at Chicago Cardinals, Nov. 5, 1933
 at Detroit, Nov. 17, 1935
 13 at Boston Redskins, Nov. 4, 1934
 12 at Chicago Bears, Dec. 10, 1933

Fewest Punts, Game

- *0 at Baltimore Colts, Nov. 6, 1960
 vs. Chicago Bears, Sept. 24, 1967
 vs. Buffalo, Dec. 5, 1982
 at Chicago Bears, Dec. 17, 1989
 at Minnesota, Oct. 27, 2013
 at Chicago Bears, Sept. 28, 2014
 at New Orleans, Oct. 26, 2014
 at Detroit, Oct. 7, 2018
 vs. Tennessee Titans, Dec. 27, 2020
 vs. Chicago Bears, Jan. 7, 2024
 1 Several times, last:
 vs. Detroit, Jan. 8, 2023

Most Punts, Both Teams, Game

- *31 GB (14) at Chicago Bears (17), Oct. 22, 1933
 26 GB (14) at Chicago Cardinals (12), Nov. 5, 1933
 GB (11) at Portsmouth (15), Nov. 12, 1933
 GB (12) at Chicago Bears (14), Dec. 10, 1933
 GB (14) at Detroit (12), Nov. 17, 1935

Fewest Punts, Both Teams, Game

- *0 GB (0) at Chicago Bears (0), Sept. 28, 2014
 GB (0) at New Orleans (0), Oct. 26, 2014
 1 GB (0) vs. Buffalo (1), Dec. 5, 1982
 GB (0) at Chicago Bears (1), Dec. 17, 1989

AVERAGE YARDAGE**Highest Gross Average, Punting, Season**

46.55	2021 (53 punts, 2,467 yards)
46.21	2023 (57 punts, 2,634 yards)
45.56	2011 (55 punts, 2,506 yards)
45.04	1997 (75 punts, 3,378 yards)
44.69	1963 (51 punts, 2,279 yards)

Lowest Gross Average, Punting, Season

35.46	1978 (106 punts, 3,759 yards)
35.83	1975 (95 punts, 3,404 yards)
35.96	1943 (52 punts, 1,870 yards)
36.50	1967 (66 punts, 2,409 yards)
36.60	1976 (84 punts, 3,074 yards)

PUNT RETURNS**Seasons Leading League (Average Return)**

6	1950, 1953-54, 1961, 1972, 1996
---	---------------------------------

Most Punt Returns, Season

61	1995	53	2006
58	1996	49	1994
56	1997		

Fewest Punt Returns, Season

11	2020	22	1965
20	1961, 2019	25	1970, 1972, 2021

Most Punt Returns, Game

- 9 vs. Minnesota, Dec. 21, 2006
 8 at Boston Yanks, Nov. 18, 1945
 vs. Dallas Texans, Nov. 23, 1952
 vs. Minnesota, Nov. 21, 1982
 7 Several times, last:
 vs. Carolina, Sept. 29, 2002

Most Punt Returns, Both Teams, Game

- 14 GB (7) at New England (7), Oct. 2, 1994
 13 GB (5) at Philadelphia (8), Nov. 29, 1948
 GB (6) at Chicago Bears (7), Nov. 14, 1948
 GB (6) vs. Chicago Bears (7), Dec. 4, 1983

FAIR CATCHES**Most Fair Catches, Season**

31	2019	23	1972, 2015
27	2004	22	2012, 2017
26	2000		

Fewest Fair Catches, Season

3	2006	6	1982, 1987, 1992
5	1971, 2007	7	1975, 1986, 1991, 1995

Most Fair Catches, Game

- 6 at Chicago Bears, Dec. 16, 1973
 5 vs. New Orleans, Nov. 17, 1968
 vs. Chicago Bears, Nov. 15, 1970
 at Detroit, Dec. 12, 2010
 at Detroit, Dec. 3, 2015
 at Minnesota, Sept. 18, 2016

* — holds or shares NFL record

BEST GIVEAWAY-TAKEAWAY RATIOS

+/-	Year	Giveaways			Takeaways		
		Total	Int	Fum	Total	Int	Fum
+26	1943	25	19	6	51	42	9
+24	1941	24	13	11	48	25	23
	1965	26	14	12	50	27	23
	2009	16	8	8	40	30	10
	2011	14	8	6	38	31	7

WORST GIVEAWAY-TAKEAWAY RATIOS

+/-	Year	Giveaways			Takeaways		
		Total	Int	Fum	Total	Int	Fum
-24	2005	45	30	15	21	10	11
-19	1976	45	22	23	26	11	15
	1983	50	32	18	31	19	12
-15	1950	57	37	20	42	27	15
	1952	56	25	31	41	22	19

YARDS GAINED

Most Yards, Punt Returns, Season

*875	1996 (16 games)	563	1939 (11 games)
729	1950 (12 games)		1947 (12 games)
		527	1948 (12 games)

Fewest Yards, Punt Returns, Season

53	2020 (16 games)	98	1970 (14 games)
65	1965 (14 games)		2019 (16 games)
		137	1973 (14 games)

Most Yards, Punt Returns, Game

167	at Detroit, Dec. 15, 1996
147	at Chicago Bears, Nov. 8, 1959
144	vs. Dallas Texans, Nov. 23, 1952
141	vs. Los Angeles Rams, Oct. 9, 1994
129	vs. Tampa Bay, Oct. 2, 1983

Most Yards, Punt Returns, Both Teams, Game

182	GB (167) at Detroit (15), Dec. 15, 1996
181	GB (92) vs. N.Y. Giants (89), Nov. 13, 1949
177	GB (122) vs. Washington (55), Sept. 24, 1950
175	GB (0) at Detroit (175), Nov. 22, 1951
170	GB (22) at Chicago Cardinals (148), Nov. 27, 1949

AVERAGE YARDS RETURNING PUNTS

Highest Average, Punt Returns, Season

17.75	1961 (20 returns, 355 yards)
16.57	1950 (44 returns, 729 yards)
15.09	1996 (58 returns, 875 yards)
14.56	1972 (25 returns, 364 yards)
13.03	1964 (34 returns, 443 yards)

Lowest Average, Punt Returns, Season

2.95	1965 (22 returns, 65 yards)
3.92	1970 (25 returns, 98 yards)
4.03	1967 (39 returns, 157 yards)
4.15	2002 (46 returns, 191 yards)
4.57	1973 (30 returns, 137 yards)

TOUCHDOWNS RETURNING PUNTS

Most Touchdowns, Punt Returns, Season

3	1996 (16 games)
2	1950 (12 games)
	1961 (14 games)
	1972 (14 games)
	1974 (14 games)
	2007 (16 games)
	2008 (16 games)
	2014 (16 games)

Most Touchdowns, Punt Returns, Game

1	Several times, last: vs. Detroit, Dec. 28, 2014
---	---

Most Touchdowns, Punt Returns, Both Teams, Game

*2	GB (0) at Detroit (2), Nov. 22, 1951
	GB (1) vs. Cincinnati (1), Sept. 20, 1992

KICKOFF RETURNS

Most Kickoff Returns, Season

79	1983	73	1980
		70	2004, 2006
75	2005		

Fewest Kickoff Returns, Season

28	1941, 1943	30	1944, 1962, 2018, 2021
29	2014	31	2023

Most Kickoff Returns, Game

9	at Detroit, Nov. 22, 1951
	at Detroit, Nov. 27, 1952
	vs. Detroit, Sept. 20, 1970
	at L.A. Rams, Sept. 21, 1980
	at Chicago Bears, Dec. 7, 1980
	at N.Y. Giants, Dec. 20, 1986
	vs. Tennessee Titans, Oct. 11, 2004
	at Baltimore Ravens, Dec. 19, 2005
	at New Orleans, Nov. 24, 2008

Most Kickoff Returns, Both Teams, Game

17	GB (8) vs. Washington (9), Oct. 17, 1983
	GB (8) at Detroit (9), Nov. 27, 1986
15	GB (8) at Houston Oilers (7), Sept. 4, 1983
14	Several times, last:
	GB (8) at Dallas Cowboys (6), Nov. 29, 2007

YARDS GAINED, KICKOFF RETURNS

Most Yards, Kickoff Returns, Season

1,570	2000 (64 ret, 24.5 avg)	1,522	2004 (70 ret, 21.7 avg)
1,547	1998 (60 ret, 25.8 avg)	1,511	2003 (64 ret, 23.6 avg)
1,546	1971 (58 ret, 26.7 avg)		

Fewest Yards, Kickoff Returns, Season

381	1940 (11 games)	567	1941 (11 games)
531	2021 (17 games)	610	1944 (10 games)
555	2014 (16 games)		

Most Yards, Kickoff Returns, Game

258	at Dallas Cowboys, Oct. 3, 1993
256	vs. Minnesota, Oct. 5, 1998
245	vs. N.Y. Giants, Sept. 19, 1971
244	vs. Chicago Bears, Oct. 7, 1956
234	at Chicago Bears, Dec. 7, 1980

Most Yards, Kickoff Returns, Both Teams, Game

427	GB (245) vs. N.Y. Giants (182), Sept. 19, 1971
410	GB (106) at Chicago Bears (304), Nov. 9, 1952
407	GB (163) vs. Detroit (244), Sept. 6, 1998
401	GB (208) vs. Washington (193), Oct. 17, 1983
379	GB (180) at Chicago Bears (199), Nov. 6, 1955

AVERAGE YARDAGE, KICKOFF RET.

Highest Average, Kickoff Returns, Season

26.98	1967 (46 returns, 1,241 yards)
26.66	1971 (58 returns, 1,546 yards)
26.27	1961 (41 returns, 1,077 yards)
25.78	1998 (60 returns, 1,547 yards)
25.78	1964 (45 returns, 1,160 yards)

Lowest Average, Kickoff Returns, Season

16.95	1983 (79 returns, 1,339 yards)
17.49	1987 (59 returns, 1,032 yards)
17.70	2021 (30 returns, 531 yards)
17.96	1989 (69 returns, 1,239 yards)
18.38	1981 (58 returns, 1,066 yards)

TOUCHDOWNS, KICKOFF RETURNS

Most Touchdowns, Kickoff Returns, Season

*4	1967 (14 games)
2	1969 (14 games)
	1970 (14 games)
	1971 (14 games)
	1998 (16 games)

Most Touchdowns, Kickoff Returns, Game

*2	vs. Cleveland Browns, Nov. 12, 1967
1	Several times, last:
	vs. Minnesota, Jan. 1, 2023

Most TDs, Kickoff Returns, Both Teams, Game

2	GB (0) vs. Chicago Bears (2), Sept. 22, 1940
	GB (0) at Chicago Bears (2), Nov. 9, 1952
	GB (2) vs. Cleveland Browns (0), Nov. 12, 1967
	GB (0) at L.A. Rams (2), Nov. 24, 1985
	GB (1) vs. Detroit (1), Sept. 6, 1998 (consec.)

* — holds or shares NFL record



Packers, 1943

FUMBLES

Most Fumbles, Season

44	1988 (16 games)	40	1952 (12 games)
42	1992 (16 games)	39	1985 (16 games)
41	1991 (16 games)		

Fewest Fumbles, Season

11	1944 (10 games)	14	2017 (16 games)
	2020 (16 games)	15	1943 (10 games)
13	1942 (11 games)		2011 (16 games)
			2019 (16 games)

Most Fumbles, Game

- 8 at Philadelphia, Dec. 1, 1974
- at Tampa Bay, Dec. 7, 1998
- Seven times, last:
vs. Cincinnati, Sept. 20, 1992

Most Fumbles, Both Teams, Game

- 13 GB (7) vs. Detroit (6), Oct. 6, 1985
- 12 GB (6) at Detroit (6), Nov. 24, 1955
- GB (4) vs. Detroit (8), Dec. 6, 1992
- 11 Five times, last:
GB (6) vs. Seattle (5), Nov. 1, 1999

FUMBLES LOST

Most Fumbles Lost, Season

31	1952 (12 games)	24	1978 (16 games)
26	1988 (16 games)	23	1976 (14 games)
25	1955 (12 games)		



Fritz Shurmur

Fewest Fumbles Lost, Season

6	1943 (10 games)	7	1939 (11 games)
	1995 (16 games)		1944 (10 games)
	2011 (16 games)		1945 (10 games)
	2020 (16 games)		1984 (16 games)
	2021 (17 games)		2014 (16 games)
			2017 (16 games)
			2023 (17 games)

Most Fumbles Lost, Game

- 6 at Detroit, Nov. 27, 1952
- 5 at Chicago Bears, Nov. 6, 1955
- at Detroit, Nov. 24, 1955
- vs. L.A. Rams, Sept. 25, 1966
- at Philadelphia, Dec. 1, 1974

Most Fumbles Lost, Both Teams, Game

- 10 GB (5) at Detroit (5), Nov. 24, 1955
- 9 GB (4) at Chicago Bears (5), Oct. 27, 1935
- GB (4) at Chicago Bears (5), Nov. 9, 1947
- 8 GB (3) at Chicago Cardinals (5), Nov. 10, 1946
- GB (3) vs. Baltimore Colts (5), Sept. 29, 1963

FUMBLES RECOVERED

Most Opponent Fumbles Recovered, Season

28	1946 (11 games)	24	1981 (16 games)
27	1975 (14 games)		1987 (15 games)
25	1964 (14 games)		
	1985 (16 games)		

Fewest Opponent Fumbles Recovered, Season

3	1995 (16 games)	7	1940 (11 games)
5	2012 (16 games)		1969 (14 games)
6	2008 (16 games)		2000 (16 games)
			2004 (16 games)
			2011 (16 games)
			2020 (16 games)
			2022 (17 games)

Most Opponent Fumbles Recovered, Game

- 6 at Pittsburgh Steelers, Nov. 23, 1941
- at San Diego, Sept. 24, 1978
- Eight times, last:
vs. Seattle, Oct. 15, 1978

TOUCHDOWNS, FUMBLE RECOVERIES

Most TDs, Opponent Fumbles Recovered, Season

- 3 1997, 2004, 2007
- 2 1964, 1983, 1998, 1999, 2013

Most TDs, Opponent Fumbles Recovered, Game

- *2 at Dallas Cowboys, Nov. 29, 1964
- vs. St. Louis Rams, Nov. 29, 2004

Most TDs, Opponent Fumbles Recovered, Game, Both Teams

- *3 GB (2) at Dallas Cowboys (1), Nov. 29, 1964

TURNOVERS

Most Turnovers, Season

57	1950	50	1983, 1988
56	1952	48	1948, 1953

Fewest Turnovers, Season

11	2020	14	2011
13	2014, 2019, 2021	15	2018

Most Turnovers, Game

- 9 vs. Chicago Bears, Sept. 22, 1940
- vs. L.A. Rams, Nov. 12, 1950
- vs. Detroit, Oct. 26, 1952
- 8 at Cleveland Rams, Nov. 11, 1945
- vs. N.Y. Giants, Nov. 21, 1948
- at Detroit, Nov. 27, 1952
- vs. Chicago Bears, Sept. 24, 1967

Most Turnovers, Both Teams, Game

- 14 GB (4) at Detroit (10), Oct. 24, 1943
- GB (4) at Chicago Cardinals (10), Nov. 10, 1946
- GB (9) vs. L.A. Rams (5), Nov. 12, 1950
- Several times, last:
GB (2) at San Diego (11), Sept. 24, 1978

PENALTIES

Seasons Leading League, Fewest Penalties

- 7 1955-56, 1966-67, 1974, 2011, 2021

Most Consec. Seasons Leading League, Fewest Penalties

- 2 1955-56, 1966-67

Fewest Penalties, Season

38	1942	42	1956, 1982
41	1955	43	1957

Most Penalties, Season

135	1987	118	2009
128	1986	116	2004
119	2005		

Fewest Penalties, Game

- *0 vs. N.Y. Giants, Oct. 1, 1933
- at Chicago Cardinals, Nov. 29, 1934
- at Detroit, Nov. 17, 1935
- vs. Chicago Bears, Sept. 18, 1938
- at Cleveland Rams, Nov. 26, 1939
- at Chicago Bears, Nov. 15, 1942
- at San Francisco, Dec. 14, 1963
- vs. Baltimore Colts, Sept. 20, 1964
- vs. Minnesota, Nov. 27, 1977
- vs. Tampa Bay, Nov. 25, 1990
- vs. Chicago Bears, Dec. 25, 2011
- vs. Chicago Bears, Nov. 4, 2013
- vs. Tennessee Titans, Dec. 27, 2020
- at Detroit, Jan. 9, 2022

* — holds or shares NFL record

Most Penalties, Game

18	at Chicago Bears, Sept. 27, 2010
17	vs. Boston Yanks, Oct. 21, 1945
16	vs. Chicago Bears, Nov. 8, 1987
15	vs. L.A. Rams, Oct. 5, 1947
14	vs. San Francisco, Oct. 26, 1986 at Detroit, Nov. 27, 1986 at N.Y. Giants, Dec. 20, 1986 vs. Tampa Bay, Nov. 1, 1987 at Detroit, Sept. 11, 2005

Fewest Penalties, Both Teams, Game

1	GB (0) at Detroit (1), Nov. 17, 1935
	GB (1) at Chicago Cardinals (0), Nov. 28, 1935
	GB (0) at San Francisco (1), Dec. 14, 1963
	GB (1) vs. Baltimore Colts (0), Sept. 10, 1966
	GB (1) at Carolina (0), Dec. 14, 1997

Most Penalties, Both Teams, Game

33	GB (11) vs. Brooklyn Tigers (22), Sept. 17, 1944
28	GB (11) vs. Seattle (17), Oct. 21, 1984
28	GB (17) vs. Boston Yanks (10), Oct. 21, 1945
27	GB (13) at Oakland (13), Oct. 24, 1976
25	GB (11) at L.A. Rams (14), Sept. 20, 1981
	GB (13) at Minnesota (12), Nov. 17, 2002

YARDS PENALIZED**Fewest Yards Penalized, Season**

250	1938	295	1935
259	1939		1940
291	1937		

Most Yards Penalized, Season

1,103	1987	1,006	2007
1,057	2009	984	2008
1,019	1947		

Fewest Yards Penalized, Game

*0	vs. N.Y. Giants, Oct. 1, 1933 at Chicago Cardinals, Nov. 29, 1934 at Detroit, Nov. 17, 1935
	vs. Chicago Bears, Sept. 18, 1938 at Cleveland Rams, Nov. 26, 1939 at Chicago Bears, Nov. 15, 1942 at San Francisco, Dec. 14, 1963
	vs. Baltimore Colts, Sept. 20, 1964 vs. Minnesota, Nov. 27, 1977 vs. Tampa Bay, Nov. 25, 1990 vs. Chicago Bears, Dec. 25, 2011 vs. Chicago Bears, Nov. 4, 2013 vs. Tennessee Titans, Dec. 27, 2020 at Detroit, Jan. 9, 2022

Most Yards Penalized, Game

184	vs. Boston Yanks, Oct. 21, 1945
175	vs. Baltimore Ravens, Dec. 7, 2009
152	at Chicago Bears, Sept. 27, 2010
151	at Oakland, Oct. 24, 1976
146	vs. Detroit, Oct. 3, 1948 at L.A. Rams, Dec. 3, 1950

Fewest Yards Penalized, Both Teams, Game

5	GB (0) at Detroit (5), Nov. 17, 1935
	GB (0) at San Francisco (5), Dec. 14, 1963
	GB (5) vs. Baltimore Colts (0), Sept. 10, 1966
10	GB (10) at N.Y. Giants (0), Nov. 11, 1934
	GB (5) at Philadelphia (5), Dec. 8, 1935
	GB (10) at Boston Redskins (0), Nov. 8, 1936
	GB (5) at L.A. Rams (5), Dec. 16, 1962
	GB (10) at Carolina (0), Dec. 14, 1997

Most Yards Penalized, Both Teams, Game (Since 1935)

310	GB (175) vs. Baltimore Ravens (135), Dec. 7, 2009
309	GB (184) vs. Boston Yanks (125), Oct. 21, 1945
270	GB (151) at Oakland (119), Oct. 24, 1976
269	GB (146) at L.A. Rams (123), Dec. 3, 1950
264	GB (94) vs. Brooklyn Tigers (170), Sept. 17, 1944

DEFENSIVE RECORDS**SCORING****Seasons Leading League, Fewest Points Allowed**

7 1929, 1935, 1947, 1962, 1965-66, 1996

Most Cons. Seasons Leading League, Fewest Points Allowed

2 1965-66

Fewest Points Allowed, Season

22	1929 (13 games)	43	1927 (10 games)
34	1923 (10 games)	54	1922 (10 games)
38	1924 (11 games)		

Fewest Points Allowed, Seasons With 16-Plus Games

210	1996	269	1978
240	2010	282	1993
266	2001		1997

Most Points Allowed, Season

439	1983 (16 games)	406	1950 (12 games)
428	2013 (16 games)	400	2018 (16 games)
418	1986 (16 games)		

Most Points Allowed, Game

61	at Chicago Bears, Dec. 7, 1980
56	at Baltimore Colts, Nov. 2, 1958
55	at N.Y. Giants, Dec. 20, 1986
52	at Detroit, Nov. 22, 1951 vs. Detroit, Oct. 26, 1952

Fewest Points Allowed, Shutout Loss

*2 vs. Chicago Bears, Sept. 18, 1938

Fewest Touchdowns Allowed, Season (Since 1932)

8	1932 (14 games)	14	1933 (13 games)
13	1935 (12 games)	1934	(13 games)
		1936	(12 games)

Fewest Touchdowns Allowed, Seasons With 16-Plus Games

19	1996	28	2001
24	2010	30	1997
27	1993		

Most Touchdowns Allowed, Season

56	1950 (12 games)
55	1983 (16 games)
52	1986 (16 games)
51	2013 (16 games)
50	1958 (12 games)
	1951 (12 games)

Most Touchdowns Allowed, Game

9	at Chicago Bears, Dec. 7, 1980
8	at Baltimore Colts, Nov. 2, 1958
7	Several times, last: at New Orleans, Nov. 24, 2008

FIRST DOWNS ALLOWED**Fewest First Downs Allowed, Season**

96	1935 (12 games)	113	1939 (11 games)
110	1937 (11 games)		

Fewest First Downs Allowed, Seasons With 16-Plus Games

246	1998	270	2010
248	1996	272	2009
261	1993		

Most First Downs Allowed, Season

366	1983 (16 games)	339	2014 (16 games)
358	2011 (16 games)	337	2021 (17 games)
340	2023 (17 games)		

Fewest First Downs Allowed, Game

10	vs. N.Y. Giants, Oct. 1, 1933
2	at Chicago Bears, Dec. 10, 1933 vs. Chicago Cardinals, Nov. 18, 1934
3	at Philadelphia, Nov. 11, 1962 vs. Minnesota, Dec. 21, 2006

* — holds or shares NFL record

PACKERS VS. NFL AT LAMBEAU FIELD (276-137-6, .669)

Ari./STL Cardinals	7	1	0	.875	Houston Texans	1	1	0	.500	New York Jets	2	4	0	.333
Atlanta Falcons	9	4	0	.692	Ind./Bal. Colts	7	4	0	.636	Oakland/L.A. Raiders	5	3	0	.625
Baltimore Ravens	3	1	0	.750	Jacksonville Jaguars	2	1	0	.667	Philadelphia Eagles	10	6	0	.625
Buffalo Bills	4	1	0	.800	Kansas City Chiefs	2	3	0	.400	Pittsburgh Steelers	3	4	0	.429
Carolina Panthers	6	2	0	.750	L.A./San Diego Chargers	5	1	0	.833	San Francisco 49ers	13	6	0	.684
Chicago Bears	41	24	0	.631	L.A./STL Rams	14	5	0	.737	Seattle Seahawks	11	1	0	.917
Cincinnati Bengals	5	1	0	.833	Miami Dolphins	3	3	0	.500	Tampa Bay Buccaneers	17	7	0	.708
Cleveland Browns	4	1	0	.800	Minnesota Vikings	26	21	3	.550	Ten. Titans/Hou. Oilers	3	5	0	.375
Dallas Cowboys	10	2	0	.833	New England Patriots	3	1	0	.750	Washington Commanders	8	2	0	.800
Denver Broncos	5	0	0	1.000	New Orleans Saints	5	2	0	.714					
Detroit Lions	36	15	3	.702	New York Giants	6	5	0	.545					

NOTE: Figures include regular-season and post-season contests.



Phil Bengtson

Fewest First Downs Allowed, Rushing, Season

40	1939 (12 games)	58	1982 (9 games)
56	1944 (10 games)		

Most First Downs Allowed, Rushing, Season

171	1983 (16 games)	140	1977 (14 games)
162	1979 (16 games)	1981	(16 games)

Fewest First Downs Allowed, Rushing, Game

- *0 vs. N.Y. Giants, Oct. 1, 1933
at Philadelphia, Nov. 11, 1962
vs. Detroit, Dec. 3, 1972
vs. Chicago Bears, Dec. 11, 1994
- 1 Several times, last:
at Minnesota, Dec. 31, 2023

Fewest First Downs Allowed, Passing, Season

49	1941 (11 games)	53	1940 (11 games)
	1944 (10 games)		

Most First Downs Allowed, Passing, Season

246	2011 (16 games)	211	2017 (16 games)
227	2016 (16 games)	196	2014 (16 games)

Fewest First Downs Allowed, Passing, Game

- *0 vs. Chicago Bears, Sept. 25, 1932
vs. N.Y. Giants, Oct. 2, 1932
vs. N.Y. Giants, Oct. 1, 1933
vs. Chicago Cardinals, Nov. 18, 1934
vs. Chicago Bears, Sept. 28, 1941
at N.Y. Giants, Nov. 19, 1944

Fewest First Downs Allowed, By Penalty, Season

4	1943 (10 games)	7	1955 (12 games)
6	1940 (11 games)	1967	(14 games)

Most First Downs Allowed, By Penalty, Season

44	2007 (16 games)	34	2012 (16 games)
36	2009 (16 games)	33	2008 (16 games)
34	2004 (16 games)		

NET YARDS RUSHING AND PASSING**Fewest Yards Allowed, Season**

1,913	1933 (13 games)	2,299	1937 (11 games)
2,091	1935 (12 games)		

Fewest Yards Allowed, Seasons With 16-Plus Games

4,156	1996 (16 games)	4,507	1998 (16 games)
4,482	1993 (16 games)		

Most Yards Allowed, Season

6,585	2011 (16 games)	5,956	2013 (16 games)
6,403	1983 (16 games)		

Fewest Yards Allowed, Game

- 33 at Boston Yanks, Nov. 18, 1945
- 50 vs. Chicago Cardinals, Nov. 18, 1934
- 54 at Philadelphia, Nov. 11, 1962

Most Yards Allowed, Game

- 611 at L.A. Rams, Dec. 16, 1956
- 599 at L.A. Rams, Dec. 8, 1957
- 594 at Chicago Bears, Dec. 7, 1980

RUSHING DEFENSE**Fewest Attempts Allowed, Rushing, Season**

275	1982 (9 games)	350	1943 (10 games)
333	1939 (11 games)	1960	(12 games)

Most Attempts Allowed, Rushing, Season

639	1979 (16 games)	597	1983 (16 games)
620	1978 (16 games)		

Fewest Yards Allowed, Rushing, Season

932	1982 (9 games)	1,112	1943 (10 games)
1,040	1940 (11 games)		

Fewest Yards Allowed, Rushing, Seasons With 16-Plus Games

1,333	2009 (16 games)	1,416	1996 (16 games)
1,363	1994 (16 games)		

Most Yards Allowed, Rushing, Season

2,885	1979 (16 games)	2,619	1956 (12 games)
2,641	1983 (16 games)		

* — holds or shares NFL record

CARRIED OFF THE FIELD

The Packers won six NFL championships under Curly Lambeau, but it wasn't until four years after his departure that the team's players carried their head coach off the field on their shoulders, joyous in victory.

A beleaguered Gene Ronzani, Lambeau's successor, was lifted off the ground and carried to the entrance of the locker room at Memorial Stadium after the Packers had beaten the Baltimore Colts, 35-24, in a Saturday night game played Nov. 2, 1953. Ronzani was less than a month away from being fired.

Six years later, the Packers carried Vince Lombardi off the field following his first game as head coach of the Packers, a 9-6 victory over the Chicago Bears at what was then called Green Bay City Stadium.

The Packers practically made a habit of carrying Lombardi off the field following momentous victories during his glorious reign. They did so at least four more times: after he won his first NFL Championship Game in 1961; after he won his third title against the Cleveland Browns in 1965; after he won his fourth title in Dallas on Jan. 1, 1967; and after he won Super Bowl II, his last game as Packers coach.

Nearly 30 years later, the Packers carried Mike Holmgren off the field following a 35-21 win over New England in Super Bowl XXXI at the Louisiana Superdome.



Fewest Yards Allowed, Rushing, Game

-7 vs. Philadelphia, Sept. 15, 1940
 12 at Boston Yanks, Nov. 18, 1945
 at Chicago Cardinals, Nov. 10, 1946
 13 vs. Carolina, Dec. 12, 1999
 at Chicago Bears, Sept. 25, 2011

Fewest Touchdowns Allowed, Rushing, Season (Since 1932)

4 1932 (14 games)
 1933 (13 games)
 1962 (14 games)

Most Touchdowns Allowed, Rushing, Season

28 1983 (16 games)
 24 1950 (12 games)
 1953 (12 games)
 1958 (12 games)

Most Touchdowns Allowed, Rushing, Game

5 at Chicago Bears, Nov. 6, 1955
 at Chicago Bears, Dec. 7, 1980
 vs. Carolina, Nov. 30, 2008
 4 Several times, last: at Houston Oilers, Sept. 4, 1983

PASSING DEFENSE

Seasons Leading League, Fewest Yards Allowed

*10 1947-48, 1962, 1964-68, 1996, 2005

Most Consecutive Seasons Leading League, Fewest Yards Allowed

*5 1964-68

Fewest Attempts Allowed, Passing, Season

173 1934 (13 games) 191 1935 (12 games)
 179 1933 (13 games)

Most Attempts Allowed, Passing, Season

637 2011 (16 games) 605 1994 (16 games)
 616 1995 (16 games)

Fewest Completions Allowed, Season

48 1933 (13 games) 61 1935 (12 games)
 56 1934 (13 games)

Fewest Completions Allowed, Game

*0 vs. Chicago Cardinals, Nov. 18, 1934
 1 Several times, last: at N.Y. Giants, Nov. 19, 1944

Most Completions Allowed, Season

390 2011 (16 games) 370 2016 (16 games)
 379 2021 (17 games) 351 1995 (16 games)

Fewest Yards Allowed, Net Passing, Season

676 1934 (13 games) 837 1935 (12 games)
 711 1933 (13 games)

Fewest Yards Allowed, Net Passing, Seasons With 16-Plus Games

2,524 1978 (16 games) 2,733 1988 (16 games)
 2,680 2005 (16 games)

Most Yards Allowed, Net Passing, Season

*4,796 2011 (16 games) 3,956 2013 (16 games)
 4,308 2016 (16 games) 3,789 2017 (16 games)

Fewest Yards Allowed, Net Passing, Game

-6 at Chicago Cardinals, Nov. 29, 1934
 -1 vs. Dallas Cowboys, Oct. 24, 1965
 0 vs. Chicago Cardinals, Nov. 18, 1934

Most Yards Allowed, Net Passing, Game

502 vs. Detroit, Jan. 1, 2012
 488 vs. San Diego, Oct. 18, 2015
 472 at Pittsburgh Steelers, Dec. 20, 2009

Lowest Completion Percentage Allowed, Season

26.82 1933 (179 att., 48 comp.)
 31.94 1935 (191 att., 61 comp.)
 32.37 1934 (173 att., 56 comp.)

Highest Completion Percentage Allowed, Season

67.84 2017 (513 att., 348 comp.)
 65.69 2022 (478 att., 314 comp.)
 65.39 2023 (523 att., 342 comp.)

Fewest Touchdowns Allowed, Passing, Season (Since 1932)

3 1932 (14 games) 6 1938 (11 games)
 1934 (13 games) 1946 (11 games)

Most Touchdowns Allowed, Passing, Season

33 2004 (16 games) 31 1986 (16 games)
 32 2016 (16 games) 2021 (17 games)

Most Touchdowns Allowed, Passing, Game

6 at Minnesota, Sept. 28, 1986

SACKS BY

First recorded as team statistic in 1963

Most Sacks, Season

52 2001 (16 games) 48 1978 (16 games)
 50 1998 (16 games) 1985 (16 games)

Fewest Sacks, Season

19 1971 (14 games) 25 1973 (14 games)
 20 1982 (9 games)

Most Sacks, Game

9 vs. Dallas Cowboys, Oct. 24, 1965
 vs. San Francisco, Nov. 1, 1998
 at Chicago Bears, Jan. 2, 2005

8 Several times, last:
 vs. L.A. Raiders, Dec. 26, 1993

* — holds or shares NFL record

PACKERS IN NFL RANKINGS, 1932-2023

Year	OFFENSE			DEFENSE			NFL Teams	Year	OFFENSE			DEFENSE			NFL Teams
	Tot	Ru	Pa	Tot	Ru	Pa			Tot	Ru	Pa	Tot	Ru	Pa	
2023	11	15	12	17	28	9	32	1993	19	22	18	2	8	7	28
2022	17	15	17	17	26	6	32	1992	15	21	9	23	16	23	28
2021	10	18	8	9	11	10	32	1991	24	22	19	10	7	17	28
2020	5	8	9	9	13	7	32	1990	20	26	8	22	20	22	28
2019	18	15	17	18	23	14	32	1989	6	20	5	16	19	13	28
2018	12	22	9	18	22	12	32	1988	24	26	13	7	20	5	28
2017	26	17	25	22	17	23	32	1987	22	18	25	14	18	13	28
2016	8	20	7	22	8	31	32	1986	18	23	14	12	21	5	28
2015	23	12	25	15	21	6	32	1985	12	11	15	12	16	13	28
2014	6	11	8	15	23	10	32	1984	6	13	9	16	20	8	28
2013	3	7	6	25	25	24	32	1983	2	21	2	28	26	24	28
2012	13	20	9	11	17	11	32	1982	12	12	14	8	6	12	28
2011	3	27	3	32	14	32	32	1981	23	26	14	9	19	10	28
2010	9	24	5	5	18	5	32	1980	14	22	8	25	24	23	28
2009	6	14	7	2	1	5	32	1979	25	21	16	23	28	13	28
2008	8	17	8	20	26	12	32	1978	24	24	23	19	22	16	28
2007	2	21	2	11	14	12	32	1977	27	27	22	18	24	5	28
2006	9	23	8	12	13	17	32	1976	26	24	21	14	20	5	28
2005	18	30	7	7	23	1	32	1975	23	26	18	16	22	10	26
2004	3	10	3	25	14	25	32	1974	21	19	17	6	8	7	26
2003	4	3	16	17	10	23	32	1973	25	12	24	10	13	11	26
2002	12	12	10	12	21	3	32	1972	22	7	25	2	2	8	26
2001	6	21	3	12	16	15	31	1971	16	4	24	13	10	17	26
2000	15	23	8	15	8	19	31	1970	23	16	24	16	19	13	26
1999	9	21	7	19	22	18	31	1969	11	8	11	4	12	4	16
1998	5	25	3	4	4	10	30	1968	10	10	10	3	9	1	16
1997	4	12	3	7	20	8	30	1967	9	2	11	1	13	1	16
1996	5	11	5	1	4	1	30	1966	8	8	6	3	6	1	15
1995	7	26	3	14	7	21	30	1965	12	10	11	3	13	1	14
1994	9	19	9	6	3	15	28	1964	5	1	12	1	3	1	14
								1963	6	2	7	2	3	2	14

Most Opponent Yards Lost Attempting to Pass, Season+

443	1952 (12 games)	383	1985 (16 games)
386	1978 (16 games)		

+—since 1947

Fewest Opponent Yards Lost Attempting to Pass, Season+

75	1956 (12 games)	80	1955 (12 games)
78	1958 (12 games)		

+—since 1947

INTERCEPTIONS BY**Seasons Leading League**

10 1940, 1942-43, 1947, 1955, 1957, 1962, 1965, 2009, 2011

Most Consecutive Seasons Leading League

2 1942-43

Most Passes Intercepted By, Season

42	1943 (10 games)	33	1942 (11 games)
40	1940 (11 games)		



Henry Jordan, Willie Davis

Fewest Passes Intercepted By, Season

7	2018 (16 games)
	2023 (17 games)
8	2004 (16 games)
10	2005 (16 games)
11	1976 (14 games)
	2013 (16 games)
	2017 (16 games)
	2020 (16 games)

Most Passes Intercepted By, Game

*9	at Detroit, Oct. 24, 1943
7	at Cleveland Rams, Oct. 30, 1938
	at Cleveland Rams, Nov. 8, 1942
	at Cleveland Rams, Nov. 12, 1944
	vs. L.A. Rams, Oct. 17, 1948

Most Touchdowns, Returning Interceptions, Season

6	1966 (14 games)
	2008 (16 games)

Most Touchdowns, Returning Interceptions, Game

2	vs. N.Y. Giants, Sept. 29, 1935
	at Pittsburgh Pirates, Nov. 24, 1935
	vs. Detroit, Oct. 7, 1945
	vs. Chicago Bears, Oct. 1, 1950
	vs. Baltimore Colts, Sept. 10, 1966
	vs. Atlanta, Oct. 23, 1966
	vs. New Orleans, Dec. 2, 1973
	vs. New Orleans, Oct. 9, 2005
	at Chicago Bears, Dec. 31, 2006
	at Detroit, Sept. 14, 2008
	vs. Indianapolis, Oct. 19, 2008
	at San Diego, Nov. 6, 2011

Most Touchdowns, Returning Interceptions, Both Teams, Game

3	GB (0) at Baltimore Colts (3), Nov. 5, 1950
2	Several times, last:
	GB (2) at San Diego (0), Nov. 6, 2011

PUNT RETURNS**Fewest Opponent Punt Returns, Season**

13	1967 (14 games)	17	2020 (16 games)
16	2016 (16 games)	18	1944 (10 games)
			1969 (14 games)

Most Opponent Punt Returns, Season

55	2006 (16 games)	53	1977 (14 games)
54	1987 (15 games)		

Fewest Yards Allowed, Punt Returns, Season

*22	1967 (14 games)	66	1968 (14 games)
62	1969 (14 games)		

Most Yards Allowed, Punt Returns, Season

*932	1949 (12 games)	511	1981 (16 games)
564	1951 (12 games)		

Lowest Average Allowed, Punt Returns, Season

1.69	1967 (13 returns, 22 yards)
3.44	1969 (18 returns, 62 yards)
3.47	1968 (19 returns, 66 yards)

Highest Average Allowed, Punt Returns, Season

18.64	1949 (50 returns, 932 yards)
17.12	2020 (17 returns, 291 yards)
14.84	1951 (38 returns, 564 yards)

Most Touchdowns Allowed, Punt Returns, Season

3 1949 (12 games)

Most Touchdowns Allowed, Punt Returns, Game

2 at Detroit, Nov. 22, 1951

KICKOFF RETURNS**Fewest Opponent Kickoff Returns, Season**

22	1948 (12 games)	29	1949 (12 games)
28	1946 (11 games)	2019	(16 games)

Most Opponent Kickoff Returns, Season

83	2002 (16 games)
82	2003 (16 games)
80	2009 (16 games)
79	2004 (16 games)
78	1983 (16 games)
	1997 (16 games)

Fewest Yards Allowed, Kickoff Returns, Season

583	1949 (12 games)	611	1948 (12 games)
606	1943 (10 games)		

Most Yards Allowed, Kickoff Returns, Season

1,824	2009 (16 games)	1,707	2003 (16 games)
1,807	1998 (16 games)	1,687	2008 (16 games)
1,800	2002 (16 games)		

Most Yards Allowed, Kickoff Returns, Game

304 at Chicago Bears, Nov. 9, 1952 (7 returns)

Lowest Average Allowed, Kickoff Returns, Season

15.81	1992 (57 returns, 901 yards)
16.04	1984 (73 returns, 1,171 yards)
16.90	1981 (70 returns, 1,183 yards)

Highest Average Allowed, Kickoff Returns, Season

27.77	1948 (22 returns, 611 yards)
26.70	2015 (37 returns, 988 yards)
26.34	2016 (41 returns, 1,080 yards)

Most Touchdowns Allowed, Kickoff Returns, Season

2	1940 (11 games)	1985	(16 games)
	1952 (12 games)	1998	(16 games)

Most Touchdowns Allowed, Kickoff Returns, Game

2	vs. Chicago Bears, Sept. 22, 1940
	at Chicago Bears, Nov. 9, 1952
	at L.A. Rams, Nov. 24, 1985

* — holds or shares NFL record

TWO GREAT DEFENSIVE BACKS, TWO GOOD EYES

Bobby Dillon and Irv Comp, two of the leading interceptors in Packers history, had only two good eyes between them. Dillon, the team's all-time career leader with 52 thefts, played with a glass eye after suffering an accident in childhood. Comp, who holds the single-season franchise record with 10 interceptions in 1943, also was blind in one eye.

FUMBLES

Fewest Opponent Fumbles, Season

12	1995 (16 games)	15	1940 (11 games)
13	2016 (16 games)		2020 (16 games)
			2023 (17 games)

Most Opponent Fumbles, Season

45	1946 (11 games)
44	1975 (12 games)
	1985 (16 games)

Most Opponent Fumbles, Game

- 9 at Philadelphia, Oct. 13, 1946
- at San Diego, Sept. 24, 1978
- 8 at Pittsburgh Steelers, Nov. 23, 1941
- vs. Detroit, Dec. 6, 1992

Most Opponent Fumbles Lost, Game

- 6 at Pittsburgh Steelers, Nov. 23, 1941
- at San Diego, Sept. 24, 1978
- 5 Several times, last: vs. Seattle, Oct. 15, 1978

TURNOVERS

Fewest Opponent Turnovers, Season

15	2004 (16 games)
	2018 (16 games)
16	1995 (16 games)
18	2020 (16 games)
	2023 (17 games)

Most Opponent Turnovers, Season

54	1981 (16 games)	51	1943 (10 games)
52	1946 (11 games)		1947 (12 games)

Most Opponent Turnovers, Game

- 11 at San Diego, Sept. 24, 1978
- 10 at Pittsburgh Steelers, Nov. 23, 1941
- at Detroit, Oct. 24, 1943
- at Chicago Cardinals, Nov. 10, 1946

PENALTIES

Fewest Opponent Penalties, Season

50	1972 (14 games)
51	1943 (10 games)
	1959 (12 games)

Most Opponent Penalties, Season

145	1984 (16 games)	122	2011 (16 games)
123	2012 (16 games)	120	2015 (16 games)

Fewest Opponent Penalties, Game

- *0 at N.Y. Giants, Nov. 11, 1934
- at Chicago Cardinals, Nov. 28, 1935
- at Boston Redskins, Nov. 8, 1936
- at Detroit, Oct. 31, 1937
- at Pittsburgh Steelers, Sept. 19, 1965
- vs. Baltimore Colts, Sept. 10, 1966
- at Detroit, Dec. 20, 1970
- at Carolina, Dec. 14, 1997

Most Opponent Penalties, Game

- 22 vs. Brooklyn Tigers, Sept. 17, 1944
- 17 vs. Seattle, Oct. 21, 1984
- 16 vs. Chicago Cardinals, Sept. 13, 1936
- at Atlanta, Dec. 26, 1982
- at N.Y. Jets, Dec. 23, 2018

MISCELLANEOUS

Most Blocked Kicks, Season

12	1974 (4 FGs, 4 punts, 4 PATs)
----	-------------------------------


Most Safeties, Season

4	1985 (16 games)
3	1932 (14 games)
	1973 (14 games)
	1975 (14 games)

* — holds or shares NFL record

THE FLEDGLING LEGEND RECEIVES ITS NAME

RELEASE TUESDAY, SEPTEMBER 7, 1965 PM.....GREEN BAY, WIS.



Green Bay City Stadium will officially become Lambeau Field Saturday night, September 11 before the St. Louis Cardinal game.

Dedication ceremonies will begin at 7:45 with Green Bay Mayor Donald Tillemann making the formal dedication. Don Lambeau, son of the Packer founder, will acknowledge the naming of the stadium in honor of his father.

Don Hutson, player, coach and long time friend of Lambeau, will give the dedication speech.

There will also be remarks by Dominic Olejniczak, President of the Packers and by Clarence Nier, Stadium Commission President.

Earl L. "Curly" Lambeau, founder of the Packers and a pioneer of the National Football League, was head coach, general manager and vice president of the team for 33 years. He died June 1 of this year.



LAMBEAU FIELD RECORDS

Regular-Season Games Only

SERVICE

Most Games Played

128	Mason Crosby, 2007-22
120	Brett Favre, 1991-2010
114	Aaron Rodgers, 2005-22
102	Donald Driver, 1999-2012
93	William Henderson, 1995-2006

SCORING

Most Points, Career

994	Mason Crosby, 2007-22
582	Ryan Longwell, 1997-2011
300	Chris Jacke, 1989-99

Most Points, Game

33	Paul Hornung, GB vs. BalC, Oct. 8, 1961
28	Paul Hornung, GB vs. Min., Sept. 16, 1962
24	Three times, last: DeAngelo Williams, Car. at GB, Nov. 30, 2008

Most Field Goals, Career

196	Mason Crosby, 2007-22
122	Ryan Longwell, 1997-2011
59	Chris Jacke, 1989-99

Most Field Goals, Game

5	Chris Jacke, GB vs. SF, Oct. 14, 1996
	Mason Crosby, GB vs. Det., Oct. 6, 2013
	Mason Crosby, GB vs. Min., Sept. 16, 2018
	Matt Prater, Det. at GB, Oct. 14, 2019
4	Several times, last: Mason Crosby, GB vs. Sea., Sept. 20, 2015

Longest Field Goals

63	David Akers, SF at GB, Sept. 9, 2012
58	Josh Brown, Sea. at GB, Oct. 5, 2003
56	Mason Crosby, GB vs. Min., Jan. 1, 2023
55	Mason Crosby, GB vs. NYJ, Sept. 14, 2014
54	Efren Herrera, Sea. at GB, Nov. 1, 1981
	Mason Crosby, GB vs. ChiB, Sept. 13, 2012
	Mason Crosby, GB vs. Sea., Sept. 20, 2015
	Matt Prater, Det. at GB, Oct. 14, 2019

RUSHING

Most Yards, Career

4,507	Ahman Green, 1999-2009
3,210	Aaron Jones, 2017-23
2,315	Dorsey Levens, 1994-2001

Most Yards, Game

218	Ahman Green, GB vs. Den., Dec. 28, 2003
210	Adrian Peterson, Min. at GB, Dec. 2, 2012
205	Gale Sayers, ChiB at GB, Nov. 3, 1968
	Walter Payton, ChiB at GB, Oct. 30, 1977

Longest Run From Scrimmage (All TDs)

98	Ahman Green, GB vs. Den., Dec. 28, 2003
90	Ahman Green, GB vs. DalC, Oct. 24, 2004
84	Jim Taylor, GB vs. Det., Nov. 8, 1964

Most Rushing Touchdowns, Career

31	Ahman Green, 1999-2009
27	Aaron Jones, 2017-23
22	Jim Taylor, 1958-66

Most Rushing Touchdowns, Game

4	Bobby Douglass, ChiB at GB, Nov. 4, 1973
	Dorsey Levens, GB vs. Ari., Jan. 2, 2000
	DeAngelo Williams, Car. at GB, Nov. 30, 2008
3	Several times, last: Aaron Jones, GB vs. Car., Nov. 10, 2019

PASSING

Most Yards, Career

29,407	Aaron Rodgers, 2005-22
28,240	Brett Favre, 1991-2010
6,583	Bart Starr, 1957-71

Most Yards, Game

520	Matthew Stafford, Det. at GB, Jan. 1, 2012
503	Philip Rivers, SD at GB, Oct. 18, 2015
480	Matt Flynn, GB vs. Det., Jan. 1, 2012
	Aaron Rodgers, GB vs. Was., Sept. 15, 2013

Most Touchdown Passes, Career

251	Aaron Rodgers, 2005-22
214	Brett Favre, 1991-2010
40	Bart Starr, 1957-71

Most Touchdown Passes, Game

6	Matt Flynn, GB vs. Det., Jan. 1, 2012
	Aaron Rodgers, GB vs. ChiB, Nov. 9, 2014
5	Several times, last: Aaron Rodgers, GB vs. KC, Sept. 28, 2015

Longest Pass Completion (All TDs)

93	Aaron Rodgers to Jordy Nelson, GB vs. StLR, Oct. 16, 2011
89	Don Horn to Carroll Dale, GB vs. Atl., Sept. 27, 1970
87	Jim McMahon to Willie Gault, ChiB at GB, Dec. 4, 1983
	Vinny Testaverde to Willie Drewrey, TB at GB, Sept. 15, 1991

PASS RECEIVING

Most Receptions, Career

363	Donald Driver, 1999-2012
311	Davante Adams, 2014-21
260	Jordy Nelson, 2008-14, 2016-17

Most Receptions, Game

15	Kellen Winslow, SD at GB, Oct. 7, 1984
14	Keenan Allen, SD at GB, Oct. 18, 2015
13	Frank Sanders, Ari. at GB, Jan. 2, 2000

Most Yards Receiving, Career

5,000	Donald Driver, 1999-2012
3,976	Jordy Nelson, 2008-14, 2016-17
3,792	Davante Adams, 2014-21

Most Yards Receiving, Game

259	Julio Jones, Atl. at GB, Dec. 8, 2014
244	Calvin Johnson, Det. at GB, Jan. 1, 2012
220	Don Beebe, GB vs. SF, Oct. 14, 1996

Most Receiving Touchdowns, Career

43	Jordy Nelson, 2008-14, 2016-17
36	Antonio Freeman, 1995-2003
	Davante Adams, 2014-21
27	Donald Driver, 1999-2012
26	Randall Cobb, 2011-18, 2021-22

Most Receiving Touchdowns, Game

3	Several times, last: Aaron Jones, GB vs. Det., Sept. 20, 2021
---	---

INTERCEPTIONS BY

Most Interceptions, Career

23	Darren Sharper, 1997-2010
15	Charles Woodson, 1998-2012
	Tramon Williams, 2007-19

Most Interceptions By, Game

3	Several times, last: Tom Flynn, GB vs. Det., Oct. 28, 1984
---	--

Longest Interception Return (All TDs)

99	Aaron Rouse, GB vs. Ind., Oct. 19, 2008
95	Willie Alexander, HouO at GB, Sept. 25, 1977
	Nick Barnett, GB vs. NO, Oct. 9, 2005
90	LeRoy Butler, GB vs. SD, Sept. 15, 1996
	Mike McKenzie, GB vs. ChiB, Dec. 7, 2003

Most Touchdowns on Interceptions, Game

1	Several times, last: Darnell Savage, GB vs. Min., Jan. 1, 2023
---	--

PUNTING

Longest Punt

90	Don Chandler, GB vs. SF, Oct. 10, 1965
84	Brian Moorman, Buf. at GB, Dec. 22, 2002
77	Mike Mercer, Min. at GB, Sept. 16, 1962

PUNT RETURNS

Longest Punt Return (All TDs)

97	Jakeem Grant Sr., ChiB at GB, Dec. 12, 2021
95	Carl Pickens, Cin. at GB, Sept. 20, 1992
	Jacquez Green, TB at GB, Sept. 13, 1998
94	Tramon Williams, GB vs. Car., Nov. 18, 2007

Most Touchdowns on Punt Returns, Game

1	Several times, last: Rashid Shaheed, NO at GB, Sept. 24, 2023
---	---

KICKOFF RETURNS

Longest Kickoff Return

108	Randall Cobb, GB vs. NO, Sept. 8, 2011 (TD)
105	Keisean Nixon, GB vs. Min., Jan. 1, 2023 (TD)
104	Ameer Abdullah, Det. at GB, Nov. 15, 2015
103	Herb Adderley, GB vs. BalC, Nov. 18, 1962 (TD)
101	Terry Fair, Det. at GB, Sept. 6, 1998 (TD)
	Roell Preston, GB vs. Min., Oct. 5, 1998 (TD)
	Chris Williams, ChiB at GB, Nov. 9, 2014 (TD)

Most Touchdowns on Kickoff Returns, Game

1	Several times, last: Keisean Nixon, GB vs. Min., Jan. 1, 2023
---	---

SACKS *Became an official NFL individual statistic in 1982*

Most Sacks, Game

5.0	Vonnie Holliday, GB vs. Buf., Dec. 22, 2002
	Antwan Odum, Cin. at GB, Sept. 20, 2009
4.5	Bryce Paup, GB vs. TB, Sept. 15, 1991
4.0	Doug Martin, Min. at GB, Oct. 23, 1983
	Alphonso Carreker, GB vs. TB, Dec. 1, 1985

Regular-Season Games Only

RUSHING

200 Yards Rushing, Individual

BY PACKERS — Ahman Green, Dec. 28, 2003, vs. Denver (218 yards)

BY OPPONENT — Adrian Peterson, Dec. 2, 2012, vs. Minnesota (210 yards)

100 Yards Rushing, Individual

BY PACKERS — Aaron Jones, Jan. 7, 2024, vs. Chicago Bears (111 yards)

BY OPPONENT — Isiah Pacheco, Dec. 3, 2023, vs. Kansas City (110 yards)

100 Yards Rushing, Individual, One Half

BY PACKERS — Aaron Jones, Dec. 19, 2020, vs. Carolina (114 yards in first half)

BY OPPONENT — Jalen Hurts, Nov. 27, 2022, at Philadelphia (126 yards in first half)

100 Yards Rushing and Receiving, Individual

BY PACKERS — Never

BY OPPONENT — Darrin Nelson, Nov. 13, 1983, at Minnesota (119 yards rushing, 137 receiving)

Two 100-Yard Rushers

BY PACKERS — Ryan Grant (106 yards) and DeShawn Wynn (106), Dec. 28, 2008, vs. Detroit

BY OPPONENT — Jalen Hurts (157 yards) and Miles Sanders (143), Nov. 27, 2022, at Philadelphia

Four Touchdowns Rushing, Individual

BY PACKERS — Aaron Jones, Oct. 6, 2019, at Dallas Cowboys (18, 3, 5, 1 yards)

BY OPPONENT — DeAngelo Williams, Nov. 30, 2008, vs. Carolina (1, 1, 1, 1 yards)

Three Touchdowns Rushing, Individual

BY PACKERS — Aaron Jones, Nov. 10, 2019, vs. Carolina (5, 1, 13 yards)

BY OPPONENT — David Montgomery, Sept. 28, 2023, vs. Detroit (3, 2, 1 yards)

Two Touchdowns Rushing, Individual

BY PACKERS — AJ Dillon, Dec. 19, 2022, vs. L.A. Rams (8, 1 yards)

BY OPPONENT — Saquon Barkley, Dec. 11, 2023, at N.Y. Giants (5, 1 yards)

PASSING

400 Yards Passing, Individual

BY PACKERS — Aaron Rodgers, Oct. 20, 2019, vs. Oakland (429 yards)

BY OPPONENT — Dak Prescott, Oct. 6, 2019, at Dallas Cowboys (463 yards)

300 Yards Passing, Individual

BY PACKERS — Jordan Love, Jan. 7, 2024, vs. Chicago Bears (316 yards)

BY OPPONENT — Bryce Young, Dec. 24, 2023, at Carolina (312 yards)

Six Touchdown Passes, Individual

BY PACKERS — Aaron Rodgers, Nov. 9, 2014, vs. Chicago Bears (1, 4, 73, 40, 56, 18 yards)

BY OPPONENT — Tommy Kramer, Sept. 28, 1986, at Minnesota (23, 13, 36, 2, 17, 7 yards)

Five Touchdown Passes, Individual

BY PACKERS — Aaron Rodgers, Oct. 20, 2019, vs. Oakland (21, 2, 37, 3, 74 yards)

BY OPPONENT — Jameis Winston, Sept. 12, 2021, at New Orleans (3, 1, 10, 8, 55 yards)

Four Touchdown Passes, Individual

BY PACKERS — Aaron Rodgers, Dec. 12, 2021, vs. Chicago Bears (2, 38, 23, 3 yards)

BY OPPONENT — Baker Mayfield, Dec. 17, 2023, vs. Tampa Bay (19, 26, 2, 52 yards)

Three Touchdown Passes, Individual

BY PACKERS — Jordan Love, Dec. 31, 2023, at Minnesota (33, 25, 9 yards)

BY OPPONENT — Dak Prescott, Nov. 13, 2022, vs. Dallas Cowboys (3, 5, 35 yards)

Six Interceptions Thrown, Individual

BY PACKERS — Tom O'Malley, Sept. 17, 1950, vs. Detroit

BY OPPONENT — Don Horn, Sept. 26, 1971, vs. Denver at Milwaukee

Five Interceptions Thrown, Individual

BY PACKERS — Brett Favre, Oct. 30, 2005, at Cincinnati

BY OPPONENT — Russell Wilson, Dec. 11, 2016, vs. Seattle

Four Interceptions Thrown, Individual

BY PACKERS — Brett Favre, Dec. 25, 2005, vs. Chicago Bears

BY OPPONENT — Baker Mayfield, Dec. 25, 2021, vs. Cleveland Browns

RECEIVING

10-Plus Receptions, Individual

BY PACKERS — Robert Tonyan, Oct. 16, 2022, vs. N.Y. Jets (10 receptions)

BY OPPONENT — Chris Godwin, Dec. 17, 2023, vs. Tampa Bay (10 receptions)

200 Yards Receiving, Individual

BY PACKERS — Davante Adams, Oct. 10, 2021, at Cincinnati (206 yards)

BY OPPONENT — Amari Cooper, Oct. 6, 2019, at Dallas Cowboys (226 yards)

100 Yards Receiving, Individual

BY PACKERS — Jayden Reed, Jan. 7, 2024, vs. Chicago Bears (112 yards)

BY OPPONENT — Chris Godwin, Dec. 17, 2023, vs. Tampa Bay (155 yards)

100 Yards Receiving, One Half, Individual

BY PACKERS — Davante Adams, Jan. 2, 2022, vs. Minnesota (118 yards in first half)

BY OPPONENT — Chris Godwin, Dec. 17, 2023, vs. Tampa Bay (108 yards in first half)

Two 100-Yard Receivers

BY PACKERS — Marquez Valdes-Scantling (123 yards) and Davante Adams (115 yards), Nov. 21, 2021, at Minnesota

BY OPPONENT — Jaylen Waddle (143 yards) and Tyreek Hill (103 yards), Dec. 25, 2022, at Miami

Four Touchdown Receptions, Individual

BY PACKERS — Sterling Sharpe, Nov. 24, 1994, at Dallas Cowboys (1, 36, 30, 5 yards)

BY OPPONENT — Never

Three Touchdown Receptions, Individual

BY PACKERS — Christian Watson, Nov. 13, 2022, vs. Dallas Cowboys (58, 39, 7 yards)

BY OPPONENT — Vincent Jackson, Nov. 6, 2011, at San Diego (23, 5, 29 yards)

Two Touchdown Receptions, Individual

BY PACKERS — Dontayvion Wicks, Jan. 7, 2024, vs. Chicago Bears (10, 12 yards)

BY OPPONENT — DJ Chark Jr., Dec. 24, 2023, at Carolina (11, 10 yards)

RUSHING & RECEIVING**Two 100-Yard Rushers and Two 100-Yard Receivers**

BY PACKERS — Ryan Grant (106 yards) and DeShawn Wynn (106) rushing, Donald Driver (111) and Greg Jennings (101) receiving, Dec. 28, 2008, vs. Detroit*

BY OPPONENT — Never

*First time in NFL history

INTERCEPTIONS**Four Interceptions, Individual**

BY PACKERS — Willie Buchanon, Sept. 24, 1978, at San Diego

BY OPPONENT — Never

Three Interceptions, Individual

BY PACKERS — Tom Flynn, Oct. 28, 1984, vs. Detroit

BY OPPONENT — Vencie Glenn, Dec. 27, 1992, at Minnesota

Two Interceptions, Individual

BY PACKERS — Rudy Ford, Nov. 13, 2022, vs. Dallas Cowboys

BY OPPONENT — Robert Spillane, Oct. 9, 2023, at Las Vegas

Interception Returned for Touchdown

BY PACKERS — Quay Walker, Sept. 10, 2023, at Chicago Bears (37 yards)

BY OPPONENT — Jack Jones, Oct. 2, 2022, vs. New England

(40 yards)

TOUCHDOWNS**Five Touchdowns, Individual**

BY PACKERS — Paul Hornung, Dec. 12, 1965, at Baltimore Colts

(2-, 9-, 3-yard runs; 50-, 65-yard receptions)

BY OPPONENT — Never

Four Touchdowns, Individual

BY PACKERS — Aaron Jones, Sept. 20, 2021, vs. Detroit

(4-, 1-, 11-yard receptions; 1-yard run)

BY OPPONENT — Dalvin Cook, Nov. 1, 2020, vs. Minnesota

(21-, 1- and 1-yard runs; 50-yard reception)

Three Touchdowns, Individual

BY PACKERS — Christian Watson, Nov. 13, 2022, vs. Dallas

Cowboys (58-, 39-, 7-yard receptions)

BY OPPONENT — David Montgomery, Sept. 28, 2023, vs. Detroit

(3-, 2- and 1-yard runs)

FIELD GOALS/PATs**Five Field Goals Made, Individual**

BY PACKERS — Mason Crosby, Sept. 16, 2018, vs. Minnesota

(37, 40, 31, 48, 36 yards)

BY OPPONENT — Matt Prater, Oct. 14, 2019, vs. Detroit

(26, 22, 41, 51, 54 yards)

Four Field Goals Made, Individual

BY PACKERS — Mason Crosby, Dec. 25, 2022, at Miami

(36, 46, 28, 26 yards)

BY OPPONENT — Will Lutz, Oct. 22, 2023, at Denver

(32, 29, 35, 52 yards)

60-Yard Field Goal

BY PACKERS — Never

BY OPPONENT — David Akers, Sept. 9, 2012, vs. San Francisco

(63 yards)

50-Yard Field Goal

BY PACKERS — Anders Carlson, Dec. 24, 2023, at Carolina

(53 yards)

BY OPPONENT — Cairo Santos, Jan. 7, 2024, vs. Chicago Bears

(50 yards)

Blocked Opponent Field-Goal Attempt

BY PACKERS — Karl Brooks, Oct. 29, 2023, vs. Minnesota

(44-yard Greg Joseph attempt)

BY OPPONENT — Quinnen Williams, Oct. 16, 2022, vs. N.Y. Jets

(47-yard Mason Crosby attempt)



Paul Hornung

Two-Point Conversion

BY PACKERS — Jayden Reed, Sept. 28, 2023, vs. Detroit

(pass from Jordan Love)

BY OPPONENT — Raheem Blackshear, at Carolina, Dec. 24, 2023 (run)

Point After Touchdown Missed

BY PACKERS — Anders Carlson, Dec. 31, 2023, at Minnesota

(third attempt, wide left)

BY OPPONENT — Eddy Piniero, Dec. 24, 2023, at Carolina

(second attempt, wide left)

Blocked Point After Touchdown

BY PACKERS — Tony Brown, Sept. 15, 2019, vs. Minnesota

(Dan Bailey, second attempt)

BY OPPONENT — Patrick Peterson, Nov. 12, 2023, at Pittsburgh

(Anders Carlson, second attempt)

PUNTING**70-Yard Punt**

BY PACKERS — Pat O'Donnell, Sept. 18, 2022, vs. Chicago Bears

(72 yards)

BY OPPONENT — Jon Ryan, Sept. 24, 2012, at Seattle (73 yards)

60-Yard Punt

BY PACKERS — Daniel Whelan, Nov. 19, 2023, vs. L.A. Chargers

(61 yards)

BY OPPONENT — Ryan Wright, Dec. 31, 2023, at Minnesota

(68 yards)

Blocked Punt

BY PACKERS — Geronimo Allison, Sept. 16, 2018, vs. Minnesota

(Matt Wile, punter)

BY OPPONENT — Josh Metellus, Jan. 1, 2023, vs. Minnesota

(Pat O'Donnell, punter)

10 Punts, Individual

BY PACKERS — Jon Ryan, Nov. 19, 2006, vs. New England

(10 punts; 459 yards)

BY OPPONENT — Chris Kluwe, Dec. 21, 2006, vs. Minnesota

(10 punts; 434 yards)

No Punts

BY PACKERS — Jan. 7, 2024, vs. Chicago Bears

BY OPPONENT — Oct. 24, 2021, vs. Washington

OTHER SPECIAL TEAMS**Kickoff Returned for Touchdown**

BY PACKERS — Keisean Nixon, Jan. 1, 2023, vs. Minnesota

(105 yards)

BY OPPONENT — Andre Roberts, Dec. 23, 2018, at N.Y. Jets

(99 yards)

Punt Returned for Touchdown

BY PACKERS — Micah Hyde, Dec. 28, 2014, vs. Detroit (55 yards)
BY OPPONENT — Rashid Shaheed, Sept. 24, 2023, vs. New Orleans (76 yards)

Blocked (Opponent) Field Goal Returned for Touchdown

BY PACKERS — Willie Buchanon, Dec. 17, 1972, at New Orleans (57 yards)
BY OPPONENT — Shawn Springs, Nov. 1, 1999, vs. Seattle (61 yards)

Blocked Punt Returned for Touchdown

BY PACKERS — Josh Jackson, Sept. 16, 2018, vs. Minnesota (0 yards; Matt Wile, punter)
BY OPPONENT — Will Parks, Oct. 16, 2022, vs. N.Y. Jets (20 yards; Pat O'Donnell, punter)



Fans congratulate Vince Lombardi after he won his debut as a head coach on Sept. 27, 1959.

Recovered Own Onside Kick Attempt

BY PACKERS — Jermaine Whitehead, Dec. 31, 2017, at Detroit (Mason Crosby, kicker)
BY OPPONENT — Khalil Herbert, Dec. 12, 2021, vs. Chicago Bears (Cairo Santos, kicker)

OTHER DEFENSE

Shutout Posted

BY PACKERS — Nov. 14, 2021, vs. Seattle (17-0)
BY OPPONENT — Dec. 30, 2018, vs. Detroit (31-0)

Fumble Returned for Touchdown

BY PACKERS — Jonathan Owens, Nov. 23, 2023, at Detroit (27 yards)
BY OPPONENT — Desmond Trufant, Sept. 17, 2017, at Atlanta (15 yards)

Safety Scored

BY PACKERS — Josiah Deguara, Oct. 9, 2022, vs. N.Y. Giants (Jamie Gillan ran out of bounds in end zone)
BY OPPONENT — Mark Barron, Oct. 28, 2018, at L.A. Rams (tackled Aaron Jones in end zone)

Five Sacks, Individual

BY PACKERS — Vonnie Holliday, Dec. 22, 2002, vs. Buffalo
BY OPPONENT — Antwan Odom, Sept. 20, 2009, vs. Cincinnati

Four Sacks, Individual

BY PACKERS — Kabere Gbaja-Biamila, Jan. 2, 2005, at Chicago Bears
BY OPPONENT — Chris Clemons, Sept. 24, 2012, at Seattle

Three Sacks, Individual

BY PACKERS — Rashan Gary, Nov. 23, 2023, at Detroit
BY OPPONENT — Ezekiel Ansah, Dec. 31, 2017, at Detroit

MISCELLANEOUS

No Penalties

BY PACKERS — Jan. 9, 2022, at Detroit
BY OPPONENT — Oct. 18, 2020, at Tampa Bay

Game Without Touchdown

BY PACKERS — Dec. 30, 2018, vs. Detroit
BY OPPONENT — Jan. 7, 2024, vs. Chicago Bears

50 Points, Game

BY PACKERS — 53, Nov. 16, 2014, vs. Philadelphia
BY OPPONENT — 51, Nov. 24, 2008, at New Orleans

40 Points, Game

BY PACKERS — 41, Jan. 1, 2023, vs. Minnesota
BY OPPONENT — 40, Nov. 27, 2022, at Philadelphia

500 Yards Total Offense

BY PACKERS — 522, Sept. 13, 2020, at Minnesota
BY OPPONENT — 500, Nov. 27, 2022, at Philadelphia

Tie Game

Green Bay 29, Minnesota 29, Sept. 16, 2018, at Green Bay



Willie Buchanon

PACKERS IN WISCONSIN ATHLETIC HALL OF FAME

1951	—	Don Hutson, E/DB	1988	—	Willie Davis, DE
		Clarke Hinkle, B	1990	—	Paul Hornung, B
1955	—	Howard "Cub" Buck, T	1993	—	Jerry Kramer, G
1957	—	Joseph "Red" Dunn, B	2001	—	Jim Taylor, FB
1960	—	Johnny "Blood" McNally, B	2003	—	Fuzzy Thurston, G
1961	—	Earl "Curly" Lambeau, Coach & B	2005	—	Reggie White, DE
1967	—	Lavvie Dilweg, E	2009	—	Bob Harlan, President & CEO
		Arnie Herber, B	2016	—	Donald Driver, WR
		Verne Lewellen, B	2017	—	Charles Woodson, CB/S
1970	—	Mike Michalske, G	2019	—	Ron Wolf, General Manager
1973	—	Tony Canadeo, B	2020	—	Brett Favre, QB
		Charles "Buckets" Goldenberg, G/B			Jordy Nelson, WR
1976	—	Vince Lombardi, Coach/GM	2022	—	LeRoy Butler, CB/S
1978	—	Lisle Blackbourn, Coach			Dave Robinson, LB
1981	—	Ray Nitschke, LB	2023	—	Ahman Green, RB
		Bart Starr, QB			

SCORING

Year	Player	TD	FG	PAT	Pts	Ranking	
						NFC	NFL
1921	Curly Lambeau	2	3	7	28	—	111
1922	Curly Lambeau	3	1	3	24	—	141
1923	Cub Buck	0	6	5	23	—	18
1924	Walter Voss	5	0	0	30	—	121
1925	Myrt Basing	6	0	0	36	—	91
	Marty Norton	6	0	0	36	—	91
1926	Verne Lewellen	7	0	0	42	—	9
1927	Verne Lewellen	5	0	0	30	—	101
1928	Verne Lewellen	9	0	0	54	—	2
1929	Verne Lewellen	8	0	0	48	—	6
1930	Verne Lewellen	9	0	0	54	—	2
1931	Johnny (Blood) McNally	14	0	0	84	—	1
1932	Johnny (Blood) McNally	4	0	0	24	—	61
	Hank Bruder	4	0	0	24	—	61
1933	Charles Goldenberg	7	0	0	42	—	6
1934	Bob Monnett	2	4	6	30	—	121
1935	Don Hutson	7	0	1	43	—	2
1936	Don Hutson	9	0	0	54	—	3
1937	Clarke Hinkle	7	2	9	57	—	2
1938	Clarke Hinkle	7	3	7	58	—	1
1939	Don Hutson	6	0	2	38	—	71
1940	Don Hutson	7	0	15	57	—	1
1941	Don Hutson	12	1	20	95	—	1
1942	Don Hutson	17	1	33	138	—	1
1943	Don Hutson	12	3	36	117	—	1
1944	Don Hutson	9	0	31	85	—	1
1945	Don Hutson	10	2	31	97	—	2
1946	Ted Fritsch	10	9	13	100	—	1
1947	Ted Fritsch	6	6	2	56	—	8
1948	Ted Fritsch	1	6	5	29	—	38
1949	Ted Fritsch	1	5	11	32	—	271
1950	Billy Grimes	8	0	0	48	—	161
1951	Fred Cone	1	5	29	50	—	151
1952	Billy Howton	13	0	0	78	—	7
1953	Fred Cone	6	5	23	74	—	6
1954	Fred Cone	0	9	27	54	—	111
	Max McGee	9	0	0	54	—	111
1955	Fred Cone	0	16	30	78	—	4
1956	Fred Cone	4	5	33	72	—	41
	Billy Howton	12	0	0	72	—	41
1957	Fred Cone	2	12	26	74	—	3
1958	Paul Hornung	2	11	22	67	—	71
1959	Paul Hornung	7	7	31	94	—	1
1960	Paul Hornung	15	15	41	176	—	1
1961	Paul Hornung	10	15	41	146	—	1
1962	Jim Taylor	19	0	0	114	—	1
1963	Jerry Kramer	0	16	43	91	—	4
1964	Paul Hornung	5	12	41	107	—	4
1965	Don Chandler	0	17	37	88	—	8
1966	Don Chandler	0	12	41	77	—	161
1967	Don Chandler	0	19	39	96	—	4
1968	Carroll Dale	8	0	0	48	—	221
1969	Travis Williams	9	0	0	54	—	221
1970	Dale Livingston	0	15	19	64	18	31
1971	Lou Michaels	0	8	19	43	18	41
1972	Chester Marcol	0	33	29	128	1	1
1973	Chester Marcol	0	21	19	82	10	18
1974	Chester Marcol	0	25	19	94	1	1
1975	Joe Danelo	0	11	20	53	14	40
1976	Chester Marcol	0	10	24	54	131	321
1977	Chester Marcol	0	13	11	50	16	32
1978	Terdell Middleton	12	0	0	72	71	191
1979	Tom Birney	0	7	7	28	481	1041
	Chester Marcol	0	4	16	28	481	1041
1980	Gerry Ellis	8	0	0	48	261	471
1981	Jan Stenerud	0	22	35	101	61	121
1982	Jan Stenerud	0	13	25	64	4	9
1983	Jan Stenerud	0	21	52	115	7	9
1984	Al Del Greco	0	9	34	61	22	39
1985	Al Del Greco	0	19	38	95	11	20
1986	Al Del Greco	0	17	29	80	14	28



Paul Hornung, Jerry Kramer

Year	Player	TD	FG	PAT	Pts	Ranking	
						NFC	NFL
1987	Max Zendejas	0	16	13	61	15	271
1988	Brent Fullwood	8	0	0	48	231	481
1989	Chris Jacke	0	22	42	108	51	81
1990	Chris Jacke	0	23	28	97	6	121
1991	Chris Jacke	0	18	31	95	111	211
1992	Chris Jacke	0	22	30	96	7	13
1993	Chris Jacke	0	31	35	128	2	3
1994	Sterling Sharpe	18	0	0	108	5	101
1995	Chris Jacke	0	17	43	94	13	26
1996	Chris Jacke	0	21	51	114	7	12
1997	Ryan Longwell	0	24	48	120	3	51
1998	Ryan Longwell	0	29	41	128	2	4
1999	Ryan Longwell	0	25	38	113	3	10
2000	Ryan Longwell	0	33	32	131	2	3
2001	Ryan Longwell	0	20	44	104	7	141
2002	Ryan Longwell	0	28	44	128	41	51
2003	Ahman Green	20	0	0	120	31	71
	Ryan Longwell	0	23	51	120	31	71
2004	Ryan Longwell	0	24	48	120	21	61
2005	Ryan Longwell	0	20	30	90	12	281
2006	Dave Rayner	0	26	31	109	8	16
2007	Mason Crosby	0	31	48	141	1	1
2008	Mason Crosby	0	27	46	127	61	71
2009	Mason Crosby	0	27	48	129	3	4
2010	Mason Crosby	0	22	46	112	5	11
2011	Mason Crosby	0	24	68	140	3	4
2012	Mason Crosby	0	21	50	113	9	17
2013	Mason Crosby	0	33	42	141	2	5
2014	Mason Crosby	0	27	53	134	21	41
2015	Mason Crosby	0	24	36	108	9	16
2016	Mason Crosby	0	26	44	122	81	141
2017	Mason Crosby	0	15	33	78	131	271
2018	Mason Crosby	0	30	34	124	5	10
2019	Aaron Jones	19	0	0	114	61	101
2020	Davante Adams	18	0	0	108	111	181
2021	Mason Crosby	0	25	49	124	7	14
2022	Mason Crosby	0	25	37	112	10	171
2023	Anders Carlson	0	27	34	115	10	221

TOUCHDOWNS

Year	Player	TD	Rush	Rec	Ret
1921	Curly Lambeau	2	2	0	0
	Bill DuMoe	2	1	1	0
1922	Curly Lambeau	3	3	0	0
1923	Curly Lambeau	3	1	2	0
	Stan Mills	3	1	2	0
1924	Walter Voss	5	0	5	0
1925	Myrt Basing	6	4	2	0
	Marty Norton	6	1	4	1
1926	Verne Lewellen	7	3	3	1
1927	Verne Lewellen	5	5	0	0
1928	Verne Lewellen	9	6	3	0
1929	Verne Lewellen	8	6	1	1
1930	Verne Lewellen	9	8	1	0
1931	Johnny (Blood) McNally	14	2	11	1
1932	Johnny (Blood) McNally	4	0	3	1
	Hank Bruder	4	2	2	0
1933	Charles Goldenberg	7	4	1	2
1934	Roger Grove	4	1	3	0
1935	Don Hutson	7	0	6	1
1936	Don Hutson	9	0	8	1
1937	Clarke Hinkle	7	5	2	0
	Don Hutson	7	0	7	0
1938	Don Hutson	9	0	9	0
1939	Don Hutson	6	0	6	0
1940	Don Hutson	7	0	7	0
	Carl Mulleneaux	7	0	6	1
1941	Don Hutson	12	2	10	0
1942	Don Hutson	17	0	17	0
1943	Don Hutson	12	0	11	1
1944	Don Hutson	9	0	9	0
1945	Don Hutson	10	1	9	0
1946	Ted Fritsch	10	9	1	0
1947	Nolan Luhn	7	0	7	0
1948	Tony Canadeo	4	4	0	0
	Walt Schlinkman	4	4	0	0
1949	Tony Canadeo	4	4	0	0
1950	Billy Grimes	8	5	1	2
1951	Bob Mann	8	0	8	0
1952	Billy Howton	13	0	13	0
1953	Fred Cone	6	5	1	0
1954	Max McGee	9	0	9	0
1955	Gary Knafelc	8	0	8	0
1956	Billy Howton	12	0	12	0
1957	Billy Howton	5	0	5	0
1958	Max McGee	7	0	7	0
1959	Jim Taylor	8	6	2	0
1960	Paul Hornung	15	13	2	0



Sterling Sharpe

TOUCHDOWNS continued

Year	Player	TD	Rush	Rec	Ret
1961	Jim Taylor	16	15	1	0
1962	Jim Taylor	19	19	0	0
1963	Jim Taylor	10	9	1	0
1964	Jim Taylor	15	12	3	0
1965	Paul Hornung	8	5	3	0
1966	Elijah Pitts	10	7	3	0
1967	Donny Anderson	9	6	3	0
1968	Carroll Dale	8	0	8	0
1969	Travis Williams	9	4	3	2
1970	Donny Anderson	5	5	0	0
1971	Donny Anderson	6	5	1	0
1972	John Brockington	9	8	1	0
1973	Jon Staggers	4	1	3	0
1974	MacArthur Lane	6	3	3	0
1975	John Brockington	8	7	1	0
1976	Barty Smith	5	5	0	0
1977	Steve Odum	3	0	3	0
	Barty Smith	3	2	1	0
1978	Terrell Middleton	12	11	1	0
1979	Paul Coffman	4	0	4	0
	James Lofton	4	0	4	0
	Barty Smith	4	3	1	0
	Aundra Thompson	4	0	3	1
	David Whitehurst	4	4	0	0
1980	Gerry Ellis	8	5	3	0
1981	Harlan Huckleby	8	5	3	0
	James Lofton	8	0	8	0
1982	Eddie Lee Ivey	10	9	1	0
1983	Paul Coffman	11	0	11	0
1984	Paul Coffman	9	0	9	0
1985	Jessie Clark	7	5	2	0
1986	Paul Ott Carruth	4	2	2	0
	Phillip Epps	4	0	4	0
	James Lofton	4	0	4	0
1987	Brent Fullwood	5	5	0	0
1988	Brent Fullwood	8	7	1	0
1989	Sterling Sharpe	13	0	12	1
1990	Sterling Sharpe	6	0	6	0
1991	Vince Workman	11	7	4	0
1992	Sterling Sharpe	13	0	13	0
1993	Sterling Sharpe	11	0	11	0
1994	Sterling Sharpe	18	0	18	0
1995	Robert Brooks	13	0	13	0
1996	Keith Jackson	10	0	10	0
	Dorsey Levens	10	5	5	0
1997	Antonio Freeman	12	0	12	0
	Dorsey Levens	12	7	5	0
1998	Antonio Freeman	14	0	14	0
1999	Dorsey Levens	10	9	1	0
2000	Ahman Green	13	10	3	0
2001	Ahman Green	11	9	2	0
2002	Donald Driver	9	0	9	0
	Ahman Green	9	7	2	0
2003	Ahman Green	20	15	5	0
2004	Javon Walker	12	0	12	0
2005	Samkon Gado	7	6	1	0
2006	Donald Driver	8	0	8	0
2007	Greg Jennings	12	0	12	0
2008	Greg Jennings	9	0	9	0
2009	Ryan Grant	11	11	0	0
2010	Greg Jennings	12	0	12	0
2011	Jordy Nelson	15	0	15	0
2012	James Jones	14	0	14	0
2013	Eddie Lacy	11	11	0	0
2014	Eddie Lacy	13	9	4	0
	Jordy Nelson	13	0	13	0
2015	James Jones	8	0	8	0
	Richard Rodgers	8	0	8	0
2016	Jordy Nelson	14	0	14	0
2017	Davante Adams	10	0	10	0
2018	Davante Adams	13	0	13	0
2019	Aaron Jones	19	16	3	0
2020	Davante Adams	18	0	18	0
2021	Davante Adams	11	0	11	0
2022	Christian Watson	9	2	7	0
2023	Jayden Reed	10	2	8	0

FIELD GOALS MADE

NFC/NFL ranking by field-goal percentage						Ranking	
Year	Player	Att	Made	Pct	LG	NFC	NFL
1921	Curly Lambeau	12	3	25.0	NA	—	NA
1922	Charlie Mathys	2	1	50.0	NA	—	NA
	Curly Lambeau	6	1	16.7	NA	—	NA
	Cub Buck	10	1	10.0	NA	—	NA
1923	Cub Buck	16	6	37.5	NA	—	NA
1924	Cub Buck	11	3	27.3	NA	—	NA
1925	George Abramson	6	2	33.3	NA	—	NA
1926	Pid Purdy	7	2	28.6	NA	—	NA
1927	Pid Purdy	3	1	33.3	NA	—	NA
1928	Harry O'Boyle	6	3	50.0	NA	—	NA
1929	Red Dunn	4	2	50.0	NA	—	NA
1930	— none made —						
1931	— none made —						
1932	— none made —						
1933	Clarke Hinkle	7	2	28.6	NA	—	NA
1934	Bob Monnett	7	4	57.1	NA	—	NA
1935	Ade Schwammel	NA	4	NA	NA	—	NA
1936	Paul Engebretsen	NA	5	NA	NA	—	NA
1937	Clarke Hinkle	NA	2	NA	23	—	NA
1938	Clarke Hinkle	9	3	33.3	35	—	NA
1939	Paul Engebretsen	8	4	50.0	34	—	NA
1940	Clarke Hinkle	14	9	64.3	45	—	1
1941	Clarke Hinkle	14	6	42.9	43	—	1
1942	Ted Fritsch	5	4	80.0	37	—	NA
1943	Don Hutson	5	3	60.0	25	—	NA
1944	— none made —						
1945	Ted Fritsch	8	3	37.5	49	—	NA
1946	Ted Fritsch	17	9	52.9	46	—	2
1947	Ted Fritsch	13	6	46.2	50	—	1
1948	Ted Fritsch	16	6	37.5	46	—	3
1949	Ted Fritsch	20	5	25.0	46	—	6
1950	Ted Fritsch	17	3	17.6	52	—	7
1951	Fred Cone	7	5	71.4	37	—	NA
1952	Bill Reichardt	20	5	25.0	43	—	7
1953	Fred Cone	16	5	31.3	44	—	10
1954	Fred Cone	16	9	56.3	45	—	4
1955	Fred Cone	24	16	66.7	45	—	2t
1956	Fred Cone	8	5	62.5	45	—	NA
1957	Fred Cone	12	7	60.6	39	—	2
1958	Paul Hornung	21	11	52.4	45	—	2
1959	Paul Hornung	17	7	41.2	46	—	8t
1960	Paul Hornung	28	15	53.6	47	—	10
1961	Paul Hornung	22	15	68.2	51	—	2
1962	Jerry Kramer	11	9	81.8	37	—	NA
1963	Jerry Kramer	34	16	47.1	46	—	12
1964	Paul Hornung	38	12	31.6	52	—	20
1965	Don Chandler	26	17	65.4	49	—	3
1966	Don Chandler	28	12	42.9	47	—	22
1967	Don Chandler	29	19	65.5	49	—	3
1968	Mike Mercer	12	7	58.3	45	—	NA
1969	Mike Mercer	17	5	29.4	48	—	25
1970	Dale Livingston	28	15	53.6	49	11	21
1971	Lou Michaels	14	8	57.1	44	10	19t
1972	Chester Marcol	48	33	68.8	51	2	5
1973	Chester Marcol	35	21	60.0	46	8t	18t
1974	Chester Marcol	39	25	64.1	52	2	7
1975	Joe Danelo	16	11	68.8	48	5	9t
1976	Chester Marcol	19	10	52.6	45	10	22
1977	Chester Marcol	21	13	61.9	44	2	11
1978	Chester Marcol	19	11	57.9	48	10	18
1979	Tom Birney	9	7	77.8	46	NA	NA
1980	Tom Birney	12	6	50.0	50	NA	NA
1981	Jan Stenerud	24	22	91.7	53	1	1
1982	Jan Stenerud	18	13	72.2	48	5	11
1983	Jan Stenerud	26	21	80.8	48	4	9
1984	Al Del Greco	12	9	75.0	45	NA	NA
1985	Al Del Greco	26	19	73.1	46	7	15
1986	Al Del Greco	27	17	63.0	50	11	22t
1987	Max Zendejas	19	16	84.2	48	2	3
1988	Max Zendejas	16	9	56.3	50	13	24
1989	Chris Jacke	28	22	78.6	52	5t	7t
1990	Chris Jacke	30	23	76.7	53	4	10
1991	Chris Jacke	24	18	75.0	53	6t	11t
1992	Chris Jacke	29	22	75.9	53	6	13
1993	Chris Jacke	37	31	83.8	54	3	6
1994	Chris Jacke	26	19	73.1	50	8	21
1995	Chris Jacke	23	17	73.9	51	8	21
1996	Chris Jacke	27	21	77.8	53	12	19
1997	Ryan Longwell	30	24	80.0	50	8	12t
1998	Ryan Longwell	33	29	87.9	45	3t	4t
1999	Ryan Longwell	30	25	83.3	50	5	12
2000	Ryan Longwell	38	33	86.8	52	5	10
2001	Ryan Longwell	31	20	64.5	54	16	28
2002	Ryan Longwell	34	28	82.4	49	3	8
2003	Ryan Longwell	26	23	88.5	50	3	4
2004	Ryan Longwell	28	24	85.7	53	3t	7t
2005	Ryan Longwell	27	20	74.1	53	11	26
2006	Dave Rayner	35	26	74.3	54	14	26
2007	Mason Crosby	39	31	79.5	53	12	24

FIELD GOALS MADE *continued*

Year	Player	Att	Made	Pct	LG	Ranking	
						NFC	NFL
2008	Mason Crosby	34	27	79.4	53	14	26
2009	Mason Crosby	36	27	75.0	52	12t	25t
2010	Mason Crosby	28	22	78.6	56	13	22t
2011	Mason Crosby	28	24	85.7	58	6	10
2012	Mason Crosby	33	21	63.6	54	15	31
2013	Mason Crosby	37	33	89.2	57	5	13
2014	Mason Crosby	33	27	81.8	55	11	23
2015	Mason Crosby	28	24	85.7	56	9	15t
2016	Mason Crosby	30	26	86.7	53	3	8
2017	Mason Crosby	19	15	78.9	50	12	24
2018	Mason Crosby	37	30	81.1	53	11	23
2019	Mason Crosby	24	22	91.7	54	2	5
2020	Mason Crosby	16	16	100.0	57	1t	1t
2021	Mason Crosby	34	25	73.5	54	9t	18t
2022	Mason Crosby	29	25	86.2	56	10	15
2023	Anders Carlson	33	27	81.8	53	11	24

RUSHING YARDS

Year	Player	Att	Yds	Avg	TD	Ranking	
						NFC	NFL
1932	Clarke Hinkle	95	331	3.5	3	—	7
1933	Bob Monnett	108	413	3.8	3	—	7t
1934	Clarke Hinkle	139	413	3.0	4	—	7t
1935	Bob Monnett	144	359	2.5	1	—	13
1936	Clarke Hinkle	100	476	4.8	5	—	9
1937	Clarke Hinkle	129	552	4.3	5	—	2
1938	Cecil Isbell	85	445	5.2	2	—	4
1939	Cecil Isbell	132	407	3.1	2	—	10
1940	Clarke Hinkle	109	383	3.5	2	—	6
1941	Clarke Hinkle	129	393	3.0	5	—	5
1942	Ted Fritsch	74	323	4.4	0	—	11
1943	Tony Canadeo	94	489	5.2	3	—	5
1944	Ted Fritsch	94	322	3.4	4	—	11t
1945	Ted Fritsch	89	282	3.2	7	—	10
1946	Tony Canadeo	122	476	3.9	0	—	4t
1947	Tony Canadeo	103	464	4.5	2	—	3
1948	Tony Canadeo	123	589	4.8	4	—	5
1949	Tony Canadeo	208	1,052	5.1	4	—	2
1950	Billy Grimes	84	480	5.7	5	—	12
1951	Tobin Rote	76	523	6.9	3	—	8
1952	Tobin Rote	58	313	5.4	2	—	23
1953	Floyd Reid	95	492	5.2	3	—	8
1954	Floyd Reid	99	507	5.1	5	—	9
1955	Howie Ferguson	192	859	4.5	4	—	2
1956	Tobin Rote	84	398	4.7	11	—	21
1957	Don McIlhenny	100	384	3.8	1	—	21
1958	Paul Hornung	69	310	4.5	2	—	26
1959	Paul Hornung	152	681	4.5	7	—	8
1960	Jim Taylor	230	1,101	4.8	11	—	2
1961	Jim Taylor	243	1,307	5.4	15	—	2
1962	Jim Taylor	272	1,474	5.4	19	—	1
1963	Jim Taylor	248	1,018	4.1	9	—	2
1964	Jim Taylor	235	1,169	5.0	12	—	2
1965	Jim Taylor	207	734	3.5	4	—	5
1966	Jim Taylor	204	705	3.5	4	—	10
1967	Jim Grabowski	120	466	3.9	2	—	19
1968	Donny Anderson	170	761	4.5	5	—	9
1969	Travis Williams	129	536	4.2	4	—	14
1970	Donny Anderson	222	853	3.8	5	4	7
1971	John Brockington	216	1,105	5.1	4	1	2
1972	John Brockington	274	1,027	3.7	8	4	9
1973	John Brockington	265	1,144	4.3	3	1	2
1974	John Brockington	266	883	3.3	5	2	6
1975	John Brockington	144	434	3.0	7	20	42
1976	Willard Harrell	130	435	3.3	3	23	48
1977	Barty Smith	166	554	3.3	2	16	31



Edgar Bennett

Year	Player	Att	Yds	Avg	TD	Ranking	
						NFC	NFL
1978	Terdell Middleton	284	1,116	3.9	11	4	6
1979	Terdell Middleton	131	495	3.8	2	20	39
1980	Eddie Lee Ivery	202	831	4.1	3	8	12
1981	Gerry Ellis	196	860	4.4	4	11	19
1982	Eddie Lee Ivery	127	453	3.6	9	11	21
1983	Gerry Ellis	141	696	4.9	4	14	27
1984	Gerry Ellis	123	581	4.7	4	16	30
1985	Eddie Lee Ivery	132	636	4.8	2	17	33
1986	Kenneth Davis	114	519	4.6	0	19	35t
1987	Kenneth Davis	109	413	3.8	3	19	40
1988	Brent Fullwood	101	483	4.8	7	17	37
1989	Brent Fullwood	204	821	4.0	5	9	16
1990	Michael Haddix	98	311	3.2	0	30	58
1991	Darrell Thompson	141	471	3.3	1	15	36
1992	Vince Workman	159	631	4.0	2	11	21
1993	Darrell Thompson	169	654	3.9	3	12	24
1994	Edgar Bennett	178	623	3.5	5	12	26
1995	Edgar Bennett	316	1,067	3.4	3	10	15
1996	Edgar Bennett	222	899	4.0	2	7	14
1997	Dorsey Levens	329	1,435	4.4	7	2	4
1998	Darrik Holmes	93	386	4.2	1	21	42
1999	Dorsey Levens	279	1,034	3.7	9	6	13
2000	Ahman Green	263	1,175	4.5	10	6	15
2001	Ahman Green	304	1,387	4.6	9	2	4
2002	Ahman Green	286	1,240	4.3	7	4	12
2003	Ahman Green	355	1,883	5.3	15	1	2
2004	Ahman Green	259	1,163	4.5	7	4	12
2005	Samkon Gado	143	582	4.1	6	16	34
2006	Ahman Green	266	1,059	4.0	5	11	19
2007	Ryan Grant	188	956	5.1	8	9	19
2008	Ryan Grant	312	1,203	3.9	4	6	9
2009	Ryan Grant	282	1,253	4.4	11	3	7
2010	Brandon Jackson	190	703	3.7	3	15	33
2011	James Starks	133	578	4.3	1	18	38
2012	Alex Green	135	464	3.4	0	21	38
2013	Eddie Lacy	284	1,178	4.1	11	6	8
2014	Eddie Lacy	246	1,139	4.6	9	4	7
2015	Eddie Lacy	187	758	4.1	3	12	20
2016	Ty Montgomery	77	457	5.9	3	19	41
2017	Jamaal Williams	153	556	3.6	4	17	36
2018	Aaron Jones	133	728	5.5	8	13	23
2019	Aaron Jones	236	1,084	4.6	16	5	12
2020	Aaron Jones	201	1,104	5.5	9	2	4
2021	AJ Dillon	187	803	4.3	5	9	20
2022	Aaron Jones	213	1,121	5.3	2	6	10
2023	Aaron Jones	142	656	4.6	2	18	36

MILESTONE LEAGUE GAMES

Note: Regular-season games only

Game	Date	Opponent	Site	Result	Head Coaches (GB, Opp.)	Starting QBs (GB, Opp.)
1	10/23/21	Minneapolis Marines	Hagemeister Park	W, 7-6	Curly Lambeau, Rube Ursella	Adolph Klabin, Rube Ursella
50	12/08/25	at Providence Steam Roller	Cyclodrome	W, 13-10	G. Lambeau, Archie Gombeski	Charlie Mathys, Curly Oden
100	09/21/30	Chicago Cardinals	City Stadium	W, 14-0	Curly Lambeau, Ernie Nevers	Archie Herbert, Roy Baker
200	11/14/37	Philadelphia Eagles	State Fair Park	W, 37-7	Curly Lambeau, Bert Bell	Bucks Goldenberg, Emmett Mortal
300	09/28/47	Chicago Bears	City Stadium	W, 29-20	Curly Lambeau, George Halas	Jack Jacobs, Sid Luckman
400	10/29/55	at Baltimore Colts	Memorial Stadium	L, 14-10	Lisle Blackburn, Weeb Ewbank	Tobin Rote, George Shaw
500	10/20/63	at St. Louis Cardinals	Busch Stadium	W, 30-7	Vince Lombardi, Wally Lem	Bart Starr, Charley Johnson
600	11/09/70	Baltimore Colts	County Stadium	L, 13-10	Phil Bengtson, Don McCafferty	Don Horn, Johnny Unitas
700	11/21/77	at Washington Redskins	RFK Stadium	L, 10-9	Bart Starr, George Allen	David Whitehurst, Joe Theismann
800	10/21/85	at Chicago Bears	Soldier Field	L, 23-7	Forrest Gregg, Mike Ditka	Lynn Dickey, Jim McMahon
900	11/02/90	at Minnesota Vikings	Metrodome	L, 23-7	Lindy Infante, Jerry Burns	Anthony Dilweg, Rick Cannon
1,000	12/22/96	Minnesota Vikings	Lambeau Field	W, 38-10	Mike Holmgren, Dennis Green	Brett Favre, Brad Johnson
1,100	09/29/03	at Chicago Bears	Soldier Field	W, 38-23	Mike Sherman, Dick Jauron	Brett Favre, Kordell Stewart
1,200	11/08/09	at Tampa Bay Buccaneers	Raymond James St.	L, 38-28	Mike McCarthy, Raheem Morris	Aaron Rodgers, Josh Freeman
1,300	12/03/15	at Detroit Lions	Ford Field	W, 27-23	Mike McCarthy, Jim Caldwell	Aaron Rodgers, Matthew Stafford
1,400	01/02/22	Minnesota Vikings	Lambeau Field	W, 37-10	Matt LaFleur, Mike Zimmer	Aaron Rodgers, Sean Mannion

PASSING

Current rating system implemented in 1973

Year	Player	Att	Comp	Yds	Pct	TD	Int	Rtng
1932	Arnie Herber...	101	37	639	36.6	9	9	51.5
1933	Arnie Herber...	124	50	656	40.3	4	12	28.2
1934	Arnie Herber...	115	42	799	36.5	8	12	41.2
1935	Arnie Herber...	109	40	729	36.7	8	14	31.5
1936	Arnie Herber...	173	77	1,239	44.5	11	13	58.9
1937	Arnie Herber...	104	47	684	45.2	7	10	49.5
1938	Cecil Isbell...	91	37	659	40.7	7	10	46.0
1939	Arnie Herber...	139	57	1,107	41.0	8	9	61.6
1940	Cecil Isbell...	150	68	1,037	45.3	9	12	55.3
1941	Cecil Isbell...	206	117	1,479	56.8	15	11	81.4
1942	Cecil Isbell...	268	146	2,021	54.5	24	14	87.0
1943	Irv Comp...	92	46	662	50.0	7	4	81.0
1944	Irv Comp...	177	80	1,159	45.2	12	21	50.0
1945	Irv Comp...	106	44	865	41.5	7	11	53.1
1946	Irv Comp...	94	27	333	28.7	1	8	9.9
1947	Jack Jacobs...	242	108	1,615	44.6	16	17	59.8
1948	Jack Jacobs...	184	82	848	44.6	5	21	27.9
1949	Jug Girard...	175	62	881	35.4	4	12	31.6
1950	Tobin Rote...	224	83	1,231	37.1	7	24	21.6
1951	B.Thomason...	221	125	1,306	56.6	11	9	73.5
1952	Tobin Rote...	157	82	1,268	52.2	13	8	85.6
1953	Tobin Rote...	185	72	1,005	38.9	5	15	32.4
1954	Tobin Rote...	382	180	2,311	47.1	14	18	59.1
1955	Tobin Rote...	342	157	1,977	45.9	17	19	57.8
1956	Tobin Rote...	308	146	2,203	47.4	18	15	70.6
1957	Bart Starr...	215	117	1,489	54.4	8	10	69.3
1958	Babe Parilli...	157	68	1,068	43.3	10	13	53.3
1959	Bart Starr...	134	70	972	52.2	6	7	69.0
1960	Bart Starr...	172	98	1,358	57.0	4	8	70.8
1961	Bart Starr...	295	172	2,418	58.3	16	16	80.3
1962	Bart Starr...	285	178	2,438	62.5	12	9	90.7
1963	Bart Starr...	244	132	1,855	54.1	10	10	82.3
1964	Bart Starr...	272	163	2,144	59.9	15	4	97.1
1965	Bart Starr...	251	140	2,055	55.8	16	9	89.0
1966	Bart Starr...	251	156	2,257	62.2	14	3	105.0
1967	Bart Starr...	210	115	1,823	54.8	9	17	64.4
1968	Bart Starr...	171	109	1,617	63.7	15	8	104.3
1969	Bart Starr...	148	92	1,161	62.2	9	6	89.9
1970	Bart Starr...	255	140	1,645	54.9	8	13	63.9
1971	Scott Hunter...	163	75	1,210	46.0	7	17	42.2
1972	Scott Hunter...	199	86	1,252	43.2	6	9	55.5
1973	Jerry Tagge...	106	56	720	52.8	2	7	53.2
1974	John Hadl...	184	89	1,072	48.4	3	8	54.0
1975	John Hadl...	353	191	2,095	54.1	6	21	52.0
1976	Lynn Dickey...	243	115	1,465	47.3	7	14	52.2
1977	Lynn Dickey...	220	113	1,346	51.4	5	14	51.4
1978	D.Whitehurst...	328	168	2,093	51.2	10	17	59.9
1979	D.Whitehurst...	322	179	2,247	55.6	10	18	64.5
1980	Lynn Dickey...	478	278	3,529	58.2	15	25	70.0
1981	Lynn Dickey...	354	204	2,593	57.6	17	15	79.0
1982	Lynn Dickey...	218	124	1,790	56.9	12	14	75.3
1983	Lynn Dickey...	484	289	4,458	59.7	32	29	87.3
1984	Lynn Dickey...	401	237	3,195	59.1	25	19	85.6
1985	Lynn Dickey...	314	172	2,206	54.8	15	17	70.4
1986	Randy Wright...	492	263	3,247	53.5	17	23	66.2
1987	Randy Wright...	247	132	1,507	53.4	6	11	61.6
1988	Don Majkowski...	336	178	2,119	53.0	9	11	67.8
1989	Don Majkowski...	599	353	4,318	58.9	27	20	82.3
1990	Don Majkowski...	264	150	1,925	56.8	10	12	73.5
1991	Mike Tomczak...	238	128	1,490	53.8	11	9	72.6
1992	Brett Favre...	471	302	3,227	64.1	18	13	85.3
1993	Brett Favre...	522	318	3,303	60.9	19	24	72.2
1994	Brett Favre...	582	363	3,882	62.4	33	14	90.7
1995	Brett Favre...	570	359	4,413	63.0	38	13	95.5
1996	Brett Favre...	543	325	3,899	59.9	39	13	98.8
1997	Brett Favre...	513	304	3,867	59.3	35	16	92.6
1998	Brett Favre...	551	347	4,212	62.0	31	23	87.8
1999	Brett Favre...	595	341	4,091	57.3	22	23	74.7
2000	Brett Favre...	580	338	3,812	58.3	20	16	78.0
2001	Brett Favre...	510	314	3,921	61.6	32	15	94.1
2002	Brett Favre...	551	341	3,658	61.9	27	16	85.6
2003	Brett Favre...	471	308	3,361	65.4	32	21	90.4
2004	Brett Favre...	540	346	4,088	64.1	30	17	92.4
2005	Brett Favre...	607	372	3,881	61.3	20	29	70.9
2006	Brett Favre...	613	343	3,885	56.0	18	18	72.7
2007	Brett Favre...	535	356	4,155	66.5	25	15	95.7
2008	Aaron Rodgers...	536	341	4,038	63.6	28	13	93.8
2009	Aaron Rodgers...	541	350	4,434	64.7	30	7	103.2
2010	Aaron Rodgers...	475	312	3,922	65.7	28	11	101.2
2011	Aaron Rodgers...	502	343	4,643	68.3	45	6	122.5
2012	Aaron Rodgers...	552	371	4,295	67.2	39	8	108.0
2013	Aaron Rodgers...	290	193	2,536	66.6	17	6	104.9
2014	Aaron Rodgers...	520	341	4,381	65.6	38	5	112.2
2015	Aaron Rodgers...	572	347	3,821	60.7	31	8	92.7
2016	Aaron Rodgers...	610	401	4,428	65.7	40	7	104.2
2017	Aaron Rodgers...	238	154	1,675	64.7	16	6	97.2
2018	Aaron Rodgers...	597	372	4,442	62.3	25	2	97.6



Don Majkowski

Year	Player	Att	Comp	Yds	Pct	TD	Int	Rtng
2019	Aaron Rodgers...	569	353	4,002	62.0	26	4	95.4
2020	Aaron Rodgers...	526	372	4,299	70.7	48	5	121.5
2021	Aaron Rodgers...	531	366	4,115	68.9	37	4	111.9
2022	Aaron Rodgers...	542	350	3,695	64.6	26	12	91.1
2023	Jordan Love...	579	372	4,159	64.2	32	11	96.1

RECEPTIONS, OVERALL

Year	Player	No	Yds	Avg	LG	TD	NFC/NFL	
							Rank	
1932	J. (Blood) McNally...	14	168	12.0	—	3	—	—
1933	Roger Groves...	18	215	11.9	—	0	—	—
1934	Clarke Hinkle...	12	113	9.4	69t	1	—	—
1935	J. (Blood) McNally...	25	404	16.2	70t	3	—	—
1936	Don Hutson...	34	526	15.5	58t	8	1	—
1937	Don Hutson...	41	552	13.5	78t	7	1	—
1938	Don Hutson...	32	548	17.1	54	9	—	—
1939	Don Hutson...	34	846	24.9	92t	6	1	—
1940	Don Hutson...	45	664	14.8	36t	7	2	—
1941	Don Hutson...	58	738	12.7	45t	10	1	—
1942	Don Hutson...	74	1,211	16.4	73t	17	1	—
1943	Don Hutson...	47	776	16.5	79t	11	1	—
1944	Don Hutson...	58	866	14.9	55t	9	1	—
1945	Don Hutson...	47	834	17.7	75t	9	1	—
1946	Clyde Goodnight...	16	308	19.3	51t	1	17t	—
	Nolan Luhn...	16	224	14.0	36	2	17t	—
1947	Nolan Luhn...	42	696	16.6	44	7	4t	—
1948	Clyde Goodnight...	28	448	16.0	57	3	14t	—
1949	Ted Cook...	25	442	17.7	50	1	20t	—
1950	Al Baldwin...	28	555	19.8	85t	3	23	—
1951	Bob Mann...	50	696	13.9	52	8	4	—
1952	Billy Howton...	53	1,231	23.2	90t	13	6	—
1953	Billy Howton...	25	463	18.5	80t	4	25t	—
1954	Billy Howton...	52	768	14.8	59	2	4	—
1955	Billy Howton...	44	697	15.8	60	5	3t	—
1956	Billy Howton...	55	1,188	21.6	66t	12	2	—
1957	Billy Howton...	38	727	19.1	77t	5	6	—
1958	Max McGee...	37	655	17.7	80t	7	9	—
1959	Boyd Dowler...	32	549	17.2	35	4	19t	—
1960	Max McGee...	38	787	20.7	57t	4	13t	—
1961	Max McGee...	51	883	17.3	53	7	11	—
1962	Max McGee...	49	820	16.7	64	3	15t	—
	Boyd Dowler...	49	724	14.8	41	2	15t	—
1963	Boyd Dowler...	53	901	17.0	53t	6	9	—
1964	Boyd Dowler...	45	623	13.8	50t	5	15t	—
1965	Boyd Dowler...	44	610	13.9	47t	4	15t	—
1966	Jim Taylor...	41	331	8.1	21	2	24t	—
1967	Boyd Dowler...	54	836	15.5	57t	4	9	—
1968	Boyd Dowler...	45	668	14.8	72t	6	10	—
1969	Carroll Dale...	45	879	19.5	48	6	17t	—
1970	Carroll Dale...	49	814	16.6	89t	2	7t	—
1971	Carroll Dale...	31	598	19.3	77t	4	25t/46t	—
1972	MacArthur Lane...	26	285	11.0	49	0	38t/74t	—
1973	MacArthur Lane...	27	255	9.4	30	1	33t/61t	—
1974	John Brockington...	43	314	7.3	29	0	10t/12t	—
1975	Ken Payne...	58	766	13.2	54	0	2/4	—



Boyd Dowler

RECEPTIONS, OVERALL *continued*

Year	Player	No	Yds	Avg	LG	TD	Rank
1976	Ken Payne	33	467	14.2	57	4	24/46t
1977	Barty Smith	37	340	9.2	42	1	14/31t
1978	James Lofton	46	818	17.8	58t	6	16/28t
1979	Paul Coffman	56	711	12.7	78t	4	11/22t
1980	James Lofton	71	1,226	17.3	47	4	3/5t
1981	James Lofton	71	1,294	18.2	75t	8	5/7t
1982	James Lofton	35	696	19.9	80t	4	8/21t
1983	James Lofton	58	1,300	22.4	74t	8	9/20t
1984	James Lofton	62	1,361	22.0	79t	7	10/24t
1985	James Lofton	69	1,153	16.7	56t	4	6/14
1986	James Lofton	64	840	13.1	36	4	8/19
1987	Walter Stanley	38	672	17.7	70t	3	19/49t
1988	Sterling Sharpe	55	791	14.4	51	1	20/33
1989	Sterling Sharpe	90	1,423	15.8	79t	12	1/1
1990	Sterling Sharpe	67	1,105	16.5	76t	6	8/14
1991	Sterling Sharpe	69	961	13.9	58t	4	7/18
1992	Sterling Sharpe	108	1,461	13.5	76t	13	1/1
1993	Sterling Sharpe	112	1,274	11.4	54	11	1/1
1994	Sterling Sharpe	94	1,119	11.9	49	18	4/5
1995	Robert Brooks	102	1,497	14.7	99t	13	8/8
1996	Antonio Freeman	56	933	16.7	51t	9	20/41t
1997	Antonio Freeman	81	1,243	15.3	58t	12	5/8
1998	Antonio Freeman	84	1,424	17.0	84t	14	2/5
1999	Antonio Freeman	74	1,074	14.5	51	6	14/21t
	Bill Schroeder	74	1,051	14.2	51	5	14/21t
2000	Ahman Green	73	559	7.7	31	3	12/24t
2001	Ahman Green	62	594	9.6	42	2	18/38t
2002	Donald Driver	70	1,064	15.2	85t	9	14/28t
2003	Donald Driver	52	621	11.9	41	2	24/50t
2004	Javon Walker	89	1,382	15.5	79t	12	5/8t
2005	Donald Driver	86	1,221	14.2	59	5	5/7t
2006	Donald Driver	92	1,295	14.1	82t	8	3/5
2007	Donald Driver	82	1,048	12.8	47	2	9/17t
2008	Greg Jennings	80	1,292	16.2	63	9	7/16t
2009	Donald Driver	70	1,061	15.2	71t	6	13/27t
2010	Greg Jennings	76	1,265	16.6	86t	12	11/18
2011	Jordy Nelson	68	1,263	18.6	93t	15	17/30t
2012	Randall Cobb	80	954	11.9	39t	8	11/17
2013	Jordy Nelson	85	1,314	15.5	76t	8	6/14t
2014	Jordy Nelson	98	1,519	15.5	80t	13	4/7
2015	Randall Cobb	79	829	10.5	53t	6	10/22t
2016	Jordy Nelson	97	1,257	13.0	60	14	3/5
2017	Davante Adams	74	885	12.0	55t	10	9/19t
2018	Davante Adams	111	1,386	12.5	57	13	5/6t
2019	Davante Adams	83	997	12.0	58	5	11/18t
2020	Davante Adams	115	1,374	11.9	56t	18	11/2t
2021	Davante Adams	123	1,553	12.6	59	11	2/2
2022	Allen Lazard	60	788	13.1	47	6	24/51t
2023	Jayden Reed	64	793	12.4	59	8	26/48t

NFC/NFL



Bubba Franks

Year	Player	No	Yds	Avg	LG	TD	Team Rank
1992	Jackie Harris	55	595	10.8	40	2	2
1993	Jackie Harris	42	604	14.4	66t	4	3
1994	Ed West	31	377	12.2	26	2	5
1995	Mark Chmura	54	679	12.6	33	7	3
1996	Keith Jackson	40	505	12.6	51t	10	2
1997	Mark Chmura	38	417	11.0	32t	6	5
1998	Mark Chmura	47	554	11.8	25t	4	2
1999	Tyrone Davis	20	204	10.2	33	2	6
2000	Bubba Franks	34	363	10.7	27t	1	5
2001	Bubba Franks	36	322	8.9	31	9	4
2002	Bubba Franks	54	442	8.2	20t	7	4
2003	Bubba Franks	30	241	8.0	24	4	5
2004	Bubba Franks	34	361	10.6	29	7	4
2005	Donald Lee	33	294	8.9	27	2	4
2006	Bubba Franks	25	232	9.3	19	0	5
2007	Donald Lee	48	575	12.0	60	6	3
2008	Donald Lee	39	303	7.8	26	5	3
2009	Jermichael Finley	55	676	12.3	62t	5	3
2010	Jermichael Finley	21	301	14.3	34	1	6t
	Andrew Quarless	21	238	11.3	23	1	6t
2011	Jermichael Finley	55	767	13.9	41	8	3
2012	Jermichael Finley	61	667	10.9	40	2	3
2013	Andrew Quarless	32	312	9.8	22	2	5
2014	Andrew Quarless	29	323	11.1	34	3	5
2015	Richard Rodgers	58	510	8.8	61t	8	2
2016	Jared Cook	30	377	12.6	47	1	5t
	Richard Rodgers	30	271	9.0	22	2	5t
2017	Martellus Bennett	24	233	9.7	33	0	5
2018	Jimmy Graham	55	636	11.6	54	2	2
2019	Jimmy Graham	38	447	11.8	48	3	4
2020	Robert Tonyan	52	586	11.3	45	11	2
2021	Josiah Deguara	25	245	9.8	62t	2	7
2022	Robert Tonyan	53	470	8.9	24	3	3
2023	Luke Musgrave	34	352	10.4	37	1	4

RECEPTIONS, TIGHT ENDS

Year	Player	No	Yds	Avg	LG	TD	Team Rank
1957	Ron Kramer	28	337	12.0	31	0	2
1958	Steve Melinger	13	139	10.7	19	1	5
1959	Gary Knafelec	27	384	14.2	38	4	3
1960	Gary Knafelec	14	164	11.7	23	0	5
1961	Ron Kramer	35	559	16.0	53t	4	3
1962	Ron Kramer	37	555	15.0	54t	7	3
1963	Ron Kramer	32	537	16.8	49	4	3
1964	Ron Kramer	34	551	16.2	55	0	3
1965	Marv Fleming	14	141	10.1	31t	2	5
1966	Marv Fleming	31	361	11.6	53t	2	3
1967	Marv Fleming	10	126	12.6	19	1	7
1968	Marv Fleming	25	278	11.1	32t	3	3t
1969	Marv Fleming	18	226	12.6	23	2	4
1970	John Hilton	25	350	14.0	65t	4	3
1971	Rich McGeorge	27	463	17.1	50	4	2
1972	Len Garrett	4	66	16.5	21	0	6t
	Rich McGeorge	4	50	12.5	23t	2	6t
1973	Rich McGeorge	16	260	16.3	44	1	3t
1974	Rich McGeorge	30	440	14.7	51	0	4
1975	Rich McGeorge	32	458	14.3	43	1	4
1976	Rich McGeorge	24	278	11.6	28	1	2
1977	Rich McGeorge	17	142	8.4	18	1	5
1978	Rich McGeorge	23	247	10.7	25	1	5
1979	Paul Coffman	56	711	12.7	78t	4	1
1980	Paul Coffman	42	496	11.8	25	3	4
1981	Paul Coffman	55	687	12.5	29	4	3
1982	Paul Coffman	23	287	12.5	42	2	3
1983	Paul Coffman	54	814	15.1	74	11	3
1984	Paul Coffman	43	562	13.1	44t	9	2
1985	Paul Coffman	49	666	13.6	32	6	2
1986	Dan Ross	17	143	8.4	16	1	8
1987	Ed West	19	261	13.7	40	1	5
1988	Ed West	20	276	9.2	35	3	4
1989	Ed West	22	269	12.2	31	5	6
1990	Ed West	27	356	13.2	50	5	6
1991	Jackie Harris	24	264	11.0	35	3	4

INTERCEPTIONS

Year	Player	Int	Yards	TD	NFC Rank	NFL Rank
1940	Don Hutson	6	24	0	—	11t
1941	Hal Van Every	3	104	1	—	1t
1942	Don Hutson	7	71	0	—	2
1943	Irv Comp	10	149	1	—	2
1944	Ted Fritsch	6	115	1	—	3t
	Irv Comp	6	54	0	—	3t
1945	Charley Brock	4	122	2	—	6t
	Don Hutson	4	15	0	—	6t
1946	Herm Rohrig	5	134	0	—	4t
1947	Bob Forte	9	140	1	—	3t
1948	Ted Cook	6	81	0	—	8t
1949	Ted Cook	5	52	0	—	13t
1950	Rebel Steiner	7	190	1	—	10t
1951	Jug Girard	5	25	0	—	9t
1952	Ace Loomis	4	115	1	—	21t
	Bob Forte	4	50	0	—	21t
	Bobby Dillon	4	35	0	—	21t
1953	Bobby Dillon	9	112	1	—	5t
1954	Bobby Dillon	7	111	1	—	7t
1955	Bobby Dillon	9	153	1	—	2t
1956	Bobby Dillon	7	244	1	—	5t
1957	John Symank	9	198	0	—	4t
	Bobby Dillon	9	180	1	—	4t
1958	Bobby Dillon	6	134	1	—	7t
1959	Bill Forester	2	48	0	—	34t
	John Symank	2	46	0	—	34t
	Bob Freeman	2	22	0	—	34t
	Ermlen Tunnell	2	20	0	—	34t
1960	Jesse Whittenon	6	101	0	—	7t
1961	John Symank	5	99	0	—	16t
	Jesse Whittenon	5	98	1	—	16t
	Hank Gremminger	5	54	0	—	16t
	Willie Wood	5	52	0	—	16t
1962	Willie Wood	9	132	0	—	1t
1963	Herb Adderley	5	86	0	—	14t
	Willie Wood	5	67	0	—	14t

INTERCEPTIONS *continued*

Year	Player	Int	Yards	TD	NFC Rank	NFL Rank
1964	Herb Adderley	4	56	0	—	12t
1965	Herb Adderley	6	175	3	—	3t
	Willie Wood	6	65	0	—	3t
1966	Bob Jeter	5	142	2	—	9t
	Dave Robinson	5	60	0	—	9t
1967	Bob Jeter	8	78	0	—	3t
1968	Tom Brown	4	66	0	—	19t
1969	Herb Adderley	5	169	1	—	7t
1970	Willie Wood	7	110	0	2t	5t
1971	Ken Ellis	6	10	0	4t	9t
1972	Ken Ellis	4	106	1	7t	20t
	Willie Buchanan	4	62	0	7t	20t
	Jim Hill	4	37	0	7t	20t
1973	Ken Ellis	3	53	1	24t	41t
	Jim Hill	3	53	0	24t	41t
	Jim Carter	3	44	1	24t	41t
1974	Ted Hendricks	5	74	0	6t	13t
1975	Perry Smith	6	97	0	4t	7t
1976	Johnnie Gray	4	101	1	11t	24t
1977	Steve Luke	4	9	0	15t	29t
	Mike C. McCoy	4	2	0	15t	29t
1978	Willie Buchanan	9	93	1	1t	2t
1979	Johnnie Gray	5	66	0	8t	17t
1980	Johnnie Gray	5	54	0	10t	24t
1981	Maurice Harvey	6	217	0	11t	14t
	Mark Lee	6	50	0	11t	14t
1982	John Anderson	3	22	0	8t	21t
1983	Tim Lewis	5	111	0	12t	23t
	John Anderson	5	54	1	12t	23t
1984	Tom Flynn	9	106	0	1	2
1985	Tim Lewis	4	4	0	22t	39t
1986	Mark Lee	9	33	0	2t	2t
1987	Jim Bob Morris	3	135	0	17t	31t
	Dave Brown	3	16	0	17t	31t
1988	Mark Murphy	5	19	0	7t	13t
1989	Dave Brown	6	12	0	3t	7t
1990	LeRoy Butler	3	42	0	17t	33t
	Jerry Holmes	3	39	0	17t	33t
	Mark Murphy	3	6	0	17t	33t
1991	Chuck Cecil	3	76	0	22t	42t
	Mark Murphy	3	27	0	22t	42t
	LeRoy Butler	3	6	0	22t	42t
1992	Chuck Cecil	4	52	0	9t	22t
1993	LeRoy Butler	6	131	0	2t	7t
1994	Terrrell Buckley	5	38	0	5t	10t
1995	LeRoy Butler	5	105	0	10t	15t
1996	Eugene Robinson	6	107	0	2t	4t
1997	LeRoy Butler	5	4	0	6t	10t
1998	Tyrone Williams	5	40	0	5t	14t
1999	Mike McKenzie	6	4	0	3t	6t
2000	Darren Sharper	9	109	0	1	1
2001	Darren Sharper	6	78	0	6t	9t
2002	Darren Sharper	7	233	1	2t	3t
2003	Darren Sharper	5	78	0	6t	17t
2004	Darren Sharper	4	97	2	10t	21t
2005	Al Harris	3	30	1	21t	36t
2006	Charles Woodson	8	61	1	1t	3t
2007	Atari Bigby	5	50	0	4t	9t
2008	Nick Collins	7	295	3	1t	2t
	Charles Woodson	7	169	2	1t	2t
2009	Charles Woodson	9	179	3	1t	1t
2010	Tramon Williams	6	87	0	2t	5t



Charles Woodson

Year	Player	Int	Yards	TD	NFC Rank	NFL Rank
2011	Charles Woodson	7	63	1	1t	1t
2012	Casey Hayward	6	81	0	5t	5t
2013	Sam Shields	4	3	0	8t	11t
2014	Casey Hayward	3	113	1	17t	27t
	Tramon Williams	3	2	0	17t	27t
2015	Damarious Randall	3	47	1	10t	24t
	Micha Hyde	3	36	0	10t	24t
	Sam Shields	3	15	0	10t	24t
2016	Ha Ha Clinton-Dix	5	75	0	2t	5t
2017	Damarious Randall	4	35	1	5t	12t
2018	Ha Ha Clinton-Dix	3	25	0	10t	18t
2019	Kevin King	5	54	0	2	4t
2020	Darnell Savage	4	13	0	3t	7t
2021	Rasul Douglas	5	105	2	3t	4t
2022	Jaire Alexander	5	59	0	3t	5t
2023	Rudy Ford	2	30	0	24t	44t

PUNTING

Year	Player	Gross			NFC/NFL	
		Punts	Avg	LG	Blk	Rank
1939	Clarke Hinkle	43	40.7	65	0	—
1940	Clarke Hinkle	22	37.2	59	0	18
1941	Clarke Hinkle	22	44.5	63	0	—
1942	Lou Brock	32	38.1	52	2	—
1943	Lou Brock	32	36.4	72	1	9
1944	Tony Canadeo	13	36.8	46	0	13
1945	Roy McKay	44	41.2	73	0	1
1946	Roy McKay	64	42.7	64	1	1
1947	Jack Jacobs	57	43.5	74	1	1
1948	Jack Jacobs	69	40.3	78	1	3
1949	Jug Girard	69	39.0	72	3	5
1950	Jug Girard	71	38.2	63	2	13
1951	Jug Girard	65	40.4	66	0	6
1952	Babe Parilli	62	40.7	63	0	10
1953	Clive Rush	60	37.7	60	0	13
1954	Max McGee	72	41.7	63	0	5
1955	Dick Deschaine	56	43.2	73	0	2
1956	Dick Deschaine	62	42.7	57	0	2
1957	Dick Deschaine	63	42.0	71	2	6
1958	Max McGee	62	42.3	61	0	4
1959	Max McGee	64	42.4	61	1	7
1960	Max McGee	31	41.6	58	1	10
1961	Boyd Dowler	38	44.1	75	0	5
1962	Boyd Dowler	36	43.1	75	0	6
1963	Jerry Norton	51	44.7	61	0	6
1964	Jerry Norton	56	42.2	61	0	11
1965	Don Chandler	74	42.9	90	0	5
1966	Don Chandler	60	40.9	58	0	10
1967	Donny Anderson	65	36.6	63	1	14
1968	Donny Anderson	59	40.0	65	0	9
1969	Donny Anderson	58	40.2	58	0	9
1970	Donny Anderson	81	40.8	62	0	6/15
1971	Donny Anderson	50	40.4	58	0	8/17
1972	Ron Widby	65	41.8	64	2	5/10
1973	Ron Widby	56	43.1	60	0	3/6
1974	Randy Walker	69	38.4	58	0	8/18
1975	David Beverly	66	37.6	55	0	13/24
1976	David Beverly	83	37.0	60	1	12/25
1977	David Beverly	85	39.9	59	1	5/7/7
1978	David Beverly	106	35.5	57	0	15/29
1979	David Beverly	69	40.4	65	0	4/10
1980	David Beverly	86	38.3	55	0	14/26t
1981	Ray Stachowicz	82	40.6	72	2	11/18t
1982	Ray Stachowicz	42	40.2	53	0	11/17
1983	Bucky Scribner	69	41.6	70	1	3/10
1984	Bucky Scribner	85	42.3	61	0	3/8
1985	Joe Prokop	56	39.5	66	0	14/28
1986	Don Bracken	55	40.1	63	2	11/21
1987	Don Bracken	72	40.9	65	1	5/9
1988	Don Bracken	85	38.7	62	1	12/24
1989	Don Bracken	66	40.6	63	0	7/11
1990	Don Bracken	64	38.0	59	1	13/25
1991	Paul McJulien	86	40.4	62	0	10/19t
1992	Bryan Wagner	30	40.7	52	0	NO*
1993	Bryan Wagner	74	42.9	60	0	6/12/7
1994	Craig Henrich	81	41.4	70	0	7/17/7
1995	Craig Henrich	65	42.2	61	2	7/14t
1996	Craig Henrich	68	42.4	65	0	10/20
1997	Craig Henrich	75	45.0	65	0	3/5t
1998	Sean Landeta	65	42.9	72	0	8/20
1999	Louie Aguiar	75	39.4	64	0	13/28t
2000	Josh Bidwell	78	38.5	53	0	14/29t
2001	Josh Bidwell	82	42.5	68	0	7/13
2002	Josh Bidwell	79	41.7	57	0	10/16
2003	Josh Bidwell	69	41.7	60	0	6/14
2004	Bryan Barker	66	40.1	64	0	14/27
2005	B.J. Sander	64	39.2	53	0	15/30
2006	Jon Ryan	84	44.5	66	0	7/9
2007	Jon Ryan	60	44.4	72	2	5/9

ANNUAL STATISTICAL LEADERS
COMMUNITY
ADMIN. & COACHES
VETERANS
DRAFT & FREE AGENTS
REVIEW
ANNUAL LEADERS
LAMBEAU FIELD
MISC.

PUNTING continued

Year	Player	Gross			NFC/NFL	
		Punts	Avg	LG	Bk	Rank
2008	Derrick Frost	48	42.1	65	0	11/23
2009	Jeremy Kapinos	66	43.8	58	1	8/16
2010	Tim Masthay	71	43.9	62	0	7/14
2011	Tim Masthay	55	45.6	71	0	6/15
2012	Tim Masthay	70	43.5	65	1	13/27
2013	Tim Masthay	64	44.6	62	0	11/22
2014	Tim Masthay	49	44.1	63	2	12/26
2015	Tim Masthay	81	43.9	62	0	12/25
2016	Jacob Schum	56	43.2	65	0	13/27
2017	Justin Vogel	71	44.4	62	0	10/23
2018	JK Scott	71	44.7	67	1	13/22
2019	JK Scott	77	44.0	66	0	15/30
2020	JK Scott	46	45.5	62	1	10/23
2021	Corey Bojorquez	53	46.5	82	0	7/12
2022	Pat O'Donnell	52	44.5	72	2	15/28
2023	Daniel Whelan	57	46.2	68	0	12/24

PUNT RETURNS

Year	Player	Ret	Yds	Avg	LG	TD	NFC/NFL	
							Rank	Rank
1941	Andy Uram	7	121	17.3	90t	1	—	—
1942	Tony Canadeo	7	76	10.9	26	0	—	—
1943	Joe Laws	10	84	8.4	19	0	7	7
1944	Joe Laws	15	118	7.9	23	0	7	7
1945	Joe Laws	12	78	6.5	21	0	10	10
1946	Bob Nussbaumer	12	98	8.2	21	0	11	11
1947	Jim Gillette	11	168	15.3	26	0	8	8
1948	Fred Provo	18	208	11.6	40	0	9	9
1949	Ralph Earhart	14	161	11.5	57t	1	14	14
1950	Billy Grimes	29	555	19.1	85t	2	2	2
1951	Billy Grimes	16	100	6.3	26	0	20	20
1952	Billy Grimes	18	179	9.9	72	0	11	11
1953	Al Carmichael	20	199	10.0	52	0	2	2
1954	Veryl Switzer	26	314	12.1	93t	1	1	1
1955	Veryl Switzer	24	158	6.6	38	0	8	8
1956	Al Carmichael	21	165	7.9	22	0	6	6
1957	Al Carmichael	25	190	7.6	48	0	2	2
1958	Jim Shanley	14	105	7.5	26	0	7	7
1959	Lew Carpenter	13	150	11.5	51	0	2	2
1960	Willie Wood	16	106	6.6	33	0	7	7
1961	Willie Wood	14	225	16.1	72t	2	1	1
1962	Willie Wood	23	273	11.9	65	0	2	2
1963	Willie Wood	19	169	8.9	41	0	10	10
1964	Willie Wood	19	252	13.3	64	0	2	2
1965	Willie Wood	13	38	2.9	14	0	14	14
1966	Willie Wood	22	82	3.7	13	0	11	11
1967	Donny Anderson	9	98	10.9	43	0	3	3
1968	Tom Brown	16	111	6.9	57t	1	10	10
1969	Elijah Pitts	16	60	3.8	10	0	10	10
1970	Willie Wood	11	58	5.3	12	0	NO*	NO*
1971	Ken Ellis	22	107	4.9	30	0	11/24	11/24
1972	Ken Ellis	14	215	15.4	80t	1	1/1	1/1
1973	Jon Stagers	19	90	4.7	26	0	13/28	13/28
1974	Steve Odum	15	191	12.7	95t	1	5/11t	5/11t
1975	Willard Harrell	21	136	6.5	25	0	16/26	16/26
1976	Johnnie Gray	37	307	8.3	27	0	11/21	11/21
1977	Willard Harrell	28	253	9.0	75t	1	5/16	5/16
1978	Steve Odum	33	298	9.0	48	0	5/11	5/11
1979	Steve Odum	15	80	5.3	19	0	12/26	12/26
1980	Ron Cassidy	17	139	8.2	20	0	11/19t	11/19t
1981	Mark Lee	20	187	9.4	34t	1	6/11	6/11
1982	Phillip Epps	20	150	7.5	95	0	9/19	9/19
1983	Phillip Epps	36	324	9.0	90t	1	6/13	6/13
1984	Phillip Epps	29	199	6.9	30t	0	11/22t	11/22t
1985	Walter Stanley	14	179	12.8	27	0	NO*	NO*

Willie Wood

Year	Player	Ret	Yds	Avg	LG	TD	NFC/NFL	
							Rank	Rank
1986	Walter Stanley	33	316	9.6	83t	1	4/7	4/7
1987	Walter Stanley	28	173	6.2	48	0	12/22	12/22
1988	Ron Pitts	9	93	10.3	63t	1	NO*	NO*
1989	Jeff Query	30	247	8.2	15	0	11/15	11/15
1990	Jeff Query	32	308	9.6	25	0	4/6t	4/6t
1991	Vai Sikahema	26	239	9.2	62	0	6/10	6/10
1992	Terrell Buckley	21	211	10.0	58t	1	5/10t	5/10t
1993	Mike Prior	17	194	11.4	24	0	NO*	NO*
1994	Robert Brooks	40	352	8.8	85t	1	7/14	7/14
1995	Charles Jordan	21	213	10.1	18	0	5t/10t	5t/10t
1996	Desmond Howard	58	875	15.1	92t	3	1/1	1/1
1997	Bill Schroeder	33	342	10.4	46	0	8/15t	8/15t
1998	Roell Preston	44	398	9.0	71t	1	9/18	9/18
1999	Desmond Howard	12	93	7.8	20	0	NO*	NO*
2000	Allen Rossium	29	248	8.6	43	0	8t/16t	8t/16t
2001	Antonio Freeman	17	114	6.7	29	0	NO*	NO*
2002	Darrien Gordon	35	180	5.1	27	0	14/24	14/24
2003	Antonio Chatman	33	277	8.4	33	0	9/20	9/20
2004	Antonio Chatman	32	245	7.7	28	0	8/19	8/19
2005	Antonio Chatman	45	381	8.5	85t	1	7/12t	7/12t
2006	Charles Woodson	41	363	8.9	40	0	8/19	8/19
2007	Charles Woodson	33	268	8.1	34	0	7/16	7/16
2008	Will Blackmon	36	398	11.1	76t	2	4/9	4/9
2009	Jordy Nelson	17	90	5.3	14	0	NO*	NO*
2010	Tramon Williams	41	326	8.0	50t	0	10/19	10/19
2011	Randall Cobb	26	295	11.3	80t	1	4/7	4/7
2012	Randall Cobb	21	292	9.4	75t	1	5/14	5/14
2013	Micah Hyde	24	296	12.3	93t	1	3/5	3/5
2014	Micah Hyde	14	221	15.8	75t	2	NO*	NO*
2015	Micah Hyde	27	157	5.8	16	0	12/24	12/24
2016	Micah Hyde	11	64	5.8	19	0	NO*	NO*
2017	Trevor Davis	24	289	12.0	65	0	3/3	3/3
2018	Tramon Williams	12	83	6.9	23	0	NO*	NO*
2019	Tyler Ervin	11	106	9.6	18	0	NO*	NO*
2020	Tyler Ervin	5	20	4.0	11	0	NO*	NO*
2021	Amari Rodgers	20	166	8.3	20	0	NO*	NO*
2022	Amari Rodgers	20	139	7.0	20	0	NO*	NO*
2023	Keisan Nixon	14	95	6.8	34	0	NO*	NO*

— Did not qualify for league leaders

KICKOFF RETURNS

Year	Player	Ret	Yds	Avg	LG	TD	NFC/NFL	
							Rank	Rank
1941	Tony Canadeo	4	110	27.5	55	0	—	—
1942	Andy Uram	8	208	26.0	98t	1	—	—
1943	Tony Canadeo	10	242	24.2	43	0	6	6
1944	Ted Fritsch	11	288	26.2	44	0	2	2
1945	Ted Fritsch	8	279	34.9	79	0	5	5
1946	Tony Canadeo	6	163	27.2	38	0	15	15
1947	Ed Cody	10	269	26.9	39	0	5t	5t
1948	Ed Smith	12	287	23.7	36	0	8	8
1949	Jack Kirby	14	315	22.5	34	0	10	10
1950	Tony Canadeo	16	411	25.7	48	0	4	4
1951	Dom Moselle	20	547	27.4	44	0	0	0
1952	Billy Grimes	18	422	23.4	34	0	15	15
1953	Al Carmichael	26	641	24.7	43	0	8	8
1954	Al Carmichael	19	531	27.9	49	0	3	3
1955	Al Carmichael	14	418	29.9	100t	1	1	1
1956	Al Carmichael	33	927	28.1	106t	1	3	3
1957	Don McIlhenny	13	362	25.9	53	0	6	6
1958	Al Carmichael	29	700	24.1	60	0	5	5
1959	John Symank	14	338	24.1	39	0	5	5
1960	Tom Moore	12	397	33.1	84	0	1	1
1961	Tom Moore	15	409	27.3	60	0	7	7
1962	Herb Adderley	15	418	27.9	103t	1	3	3
1963	Herb Adderley	20	597	29.9	98t	1	3	3
1964	Tom Moore	16	431	26.9	55	0	5	5
1965	Tom Moore	15	361	24.1	52	0	15	15
1966	Donny Anderson	23	533	23.2	61	0	15	15
1967	Travis Williams	18	739	41.1	104t	4	1	1
1968	Herb Adderley	14	331	23.6	50	0	11	11
1969	Dave Hampton	22	582	26.5	87t	1	5	5
1970	Larry Krause	18	513	28.5	100t	1	3/7	3/7
1971	Dave Hampton	46	1,314	28.6	90t	1	3/3	3/3
1972	Ike Thomas	21	572	27.2	89	0	5/7	5/7
1973	Ike Thomas	23	527	22.9	34	0	9t/22t	9t/22t
1974	Steve Odum	31	713	23.0	52	0	14/25	14/25
1975	Steve Odum	42	1,034	24.6	93t	1	6/11	6/11
1976	Mike C. McCoy	18	457	25.4	65	0	4/9t	4/9t
1977	Steve Odum	23	468	20.3	37	0	17/30	17/30
1978	Steve Odum	25	677	27.1	95t	1	1/1	1/1
1979	Aundra Thompson	15	346	23.1	100t	1	NO*	NO*
1980	Mark Lee	30	589	19.6	30	0	15t/28t	15t/28t
1981	Mark Lee	14	270	19.3	31	0	19/40	19/40
1982	Del Rodgers	20	436	21.8	76	0	11/21	11/21
1983	Harlan Huckleby	41	757	18.5	57	0	17/37	17/37
1984	Del Rodgers	39	843	21.6	97t	1	6/14	6/14
1985	Gary Ellerson	29	521	18.0	32	0	15/32	15/32
1986	Walter Stanley	28	559	20.0	55	0	9/22t	9/22t
1987	Brent Fullwood	24	510	21.3	46	0	9/13	9/13

KICKOFF RETURNS continued

Year	Player	Ret	Yds	Avg	LG	TD	Rank
1988	Brent Fullwood	21	421	20.0	31	0	9/22
1989	Vince Workman	33	547	16.6	46	0	16/31
1990	Charles Wilson	35	798	22.8	36	0	3/5
1991	Charles Wilson	23	522	22.7	82t	1	3t/5t
1992	Corey Harris	23	485	21.1	50	0	11/14t
1993	Robert Brooks	23	611	26.6	95t	1	1/1
1994	Corey Harris	29	618	21.3	59	0	12/23t
1995	Antonio Freeman	24	556	23.2	45	0	5/14
1996	Desmond Howard	22	460	20.9	40	0	17/34
1997	Bill Schroeder	24	562	23.4	40	0	8t/14t
1998	Roell Preston	57	1,497	26.3	101t	2	3/6
1999	Basil Mitchell	21	464	22.1	88t	1	10t/20t
2000	Allen Rossum	50	1,288	25.8	92t	1	3/4
2001	Allen Rossum	23	431	18.7	27	0	16/34
2002	Najeh Walker	35	769	22.0	55	0	15/25
2003	Javon Davenport	16	505	31.6	60	0	NO*
2004	Robert Ferguson	21	526	25.0	71	0	4/7
2005	ReShard Lee	15	319	21.3	35	0	NO*
2006	Vernand Morency	31	670	21.6	35	0	16t/30t
2007	Koren Robinson	25	596	23.8	67	0	11t/20t
2008	Will Blackmon	55	1,157	21.0	45	0	19/34
2009	Jordy Nelson	25	635	25.4	54	0	6/11
2010	Jordy Nelson	22	496	22.5	51	0	11/24
2011	Randall Cobb	34	941	27.7	108t	1	1/2
2012	Randall Cobb	38	964	25.4	46	0	6/12
2013	Micah Hyde	22	531	24.1	70	0	6/14
2014	DuJuan Harris	22	456	20.7	41	0	11/20
2015	Jeff Janis	14	406	29.0	70	0	NO*
2016	Ty Montgomery	18	366	20.3	40	0	NO*
2017	Trevor Davis	31	707	22.8	34	0	4/8
2018	Ty Montgomery	10	210	21.0	27	0	NO*
2019	Tremont Smith	13	303	23.3	36	0	NO*
2020	Darius Shepherd	11	227	20.6	30	0	NO*
2021	Amari Rodgers	11	199	18.1	27	0	NO*
2022	Keisean Nixon	35	1,009	28.8	105t	1	1/2
2023	Keisean Nixon	30	782	26.1	51	0	1/1

* — Did not qualify for league leaders

TOTAL TACKLES

Year	Player	TI	Solo	Ast	FF	FR
1975	Johnnie Gray	123	70	53	1	4
1976	Johnnie Gray	119	95	24	1	3
1977	Jim Carter	157	121	36	1½	0
1978	Steve Luke	150	133	17	4	2
1979	Rich Wingo	166	151	15	3	1
1980	Mike Douglass	165	122	43	3	2
1981	Mike Douglass	180	146	34	7	3
1982	George Cumbly	94	69	25	2	1
1983	Mike Douglass	162	127	35	4	4
1984	Mark Murphy	116	94	22	0	1
1985	Randy Scott	151	98	53	2	2
1986	Brian Noble	113	82	31	1	0
1987	Brian Noble	89	76	13	0	5
1988	Tim Harris	111	83	28	2	0
	Mark Murphy	111	86	25	1	4
1989	Brian Noble	138	71	67	1	1
1990	Mark Murphy	128	103	25	1	0
1991	Brian Noble	121	64	57	1	1
1992	Johnny Holland	117	80	37	1	2
1993	Johnny Holland	145	97	48	2	2
1994	George Koonce	119	78	41	1	2
1995	LeRoy Butler	117	97	20	1	0
1996	George Koonce	117	76	41	0	1
1997	Bernardo Harris	119	86	33	0	0
1998	Bernardo Harris	121	79	42	0	0
1999	Darren Sharper	113	84	29	0	1
2000	Bernardo Harris	132	85	47	1	0
2001	Bernardo Harris	130	81	49	2	3
2002	Nate Wayne	132	94	38	3	2
2003	Nick Barnett	134	95	39	0	1
2004	Nick Barnett	162	116	46	0	1
2005	Nick Barnett	194	128	66	1	3
2006	A.J. Hawk	155	112	43	1	2
2007	Nick Barnett	165	109	56	0	1
2008	A.J. Hawk	121	84	37	0	0
2009	Nick Barnett	122	96	26	0	0
2010	A.J. Hawk	134	97	37	0	1
2011	Desmond Bishop	142	109	33	2	0
2012	A.J. Hawk	142	105	37	0	0
2013	A.J. Hawk	153	112	41	1	1
2014	Morgan Burnett	125	99	26	1	1
2015	Ha Ha Clinton-Dix	117	97	20	1	0
2016	Morgan Burnett	92	78	14	0	1
2017	Blake Martinez	158	107	51	1	2
2018	Blake Martinez	147	103	44	0	0
2019	Blake Martinez	203	127	76	1	0
2020	Adrian Amos	83	65	18	0	1
2021	De'Vondre Campbell	145	101	44	2	1
2022	Quay Walker	119	73	46	3	1
2023	Quay Walker	118	59	59	0	0

SACKS

Year	Player	Sacks	NFC Rank	NFL Rank
<i>Became official NFL statistic in 1982</i>				
1972	Clarence Williams	9	NA	NA
1973	Mike P. McCoy	6	NA	NA
1974	Clarence Williams	6	NA	NA
1975	Dave Purefoy	11	NA	NA
1976	Mike P. McCoy	8½	NA	NA
	Alden Roche	8½	NA	NA
1977	Dave Purefoy	8	NA	NA
	Dave Roller	8	NA	NA
1978	Ezra Johnson	20½	NA	NA
1979	Bob Barber	6	NA	NA
	Ezra Johnson	6	NA	NA
1980	Mike Butler	9	NA	NA
	Ezra Johnson	9	NA	NA
1981	Mike Butler	10½	NA	NA
1982	Ezra Johnson	5½	13t	21t
1983	Ezra Johnson	14½	3	7
1984	Mike Douglass	9	21	37t
1985	Ezra Johnson	9½	19	30
1986	Tim Harris	8	18t	34t
1987	Tim Harris	7	16t	25t
1988	Tim Harris	13½	5	5
1989	Tim Harris	19½	2	2
1990	Tim Harris	7	21t	40t
1991	Tony Bennett	13	3t	6t
1992	Tony Bennett	13½	6t	13t
1993	Reggie White	13	1t	4t
1994	Sean Jones	10½	5t	10t
1995	Reggie White	12	3	6t
1996	Reggie White	8½	17	26
1997	Reggie White	11	7	10
1998	Reggie White	16	1	2
1999	Keith McKenzie	8	15t	30t
2000	John Thierry	6½	20t	42t
2001	Kabeer Gbaja-Biamila	13½	3t	4t
2002	Kabeer Gbaja-Biamila	12	4t	6t
2003	Kabeer Gbaja-Biamila	10	6t	13t
2004	Kabeer Gbaja-Biamila	13½	2	3
2005	Kabeer Gbaja-Biamila	8	11t	24t
2006	Aaron Kampman	15½	1	2
2007	Aaron Kampman	12	6	11t
2008	Aaron Kampman	9½	7	13
2009	Clay Matthews	10	8	11t
2010	Clay Matthews	13½	2	4
2011	Clay Matthews	6	26t	49t
2012	Clay Matthews	13	2	5
2013	Clay Matthews	7½	22t	40t
2014	Clay Matthews	11	5	12t
2015	Clay Matthews	10½	4t	12t
2016	Nick Perry	11	5t	8t
2017	Clay Matthews	7½	18t	36t
2018	Kyler Fackrell	10½	10t	17t
2019	Za'Darius Smith	13½	5	6
2020	Za'Darius Smith	12½	3t	4t
2021	Rashan Gary	9½	10t	18t
2022	Preston Smith	8½	16t	27t
2023	Rashan Gary	9	8t	28t



A.J. Hawk

ANNUAL STATISTICAL LEADERS

COMMUNITY

ADMIN. & COACHES

VETERANS

DRAFT & FREE AGENTS

2023 REVIEW

ANNUAL LEADERS

LAMBEAU FIELD

MISC.

Year	Total Offense			Rushing				Net Passing						
	Plays	Yards	Y/G	Att	Yards	Y/G	TD	Att	Cmp	Pct	Yards	Y/G	TD	Int
	1932	568	2131	163.92	434	1333	95.21	7	134	48	35.8	798	61.38	9
1933	705	2702	207.85	487	1513	116.38	13	209	89	42.6	1186	91.23	6	18
1934	654	2340	180.00	456	1183	91.00	8	197	74	37.6	1165	89.62	10	19
1935	682	3021	251.75	447	1562	130.17	7	230	93	40.4	1449	131.73	11	27
1936	750	3323	276.92	490	1664	138.67	11	255	108	42.4	1629	148.09	17	19
1937	702	3201	291.00	483	1786	162.36	10	216	95	44.0	1398	127.09	16	26
1938	665	3037	276.09	454	1571	142.82	9	210	91	43.3	1466	133.27	20	20
1939	748	3445	313.18	500	1574	143.09	13	248	101	40.7	1871	170.94	14	15
1940	746	3400	309.09	463	1604	145.82	10	283	118	41.7	1796	163.27	18	26
1941	721	3294	299.45	467	1550	140.91	13	253	133	52.6	1731	157.36	17	13
1942	755	3790	344.55	422	1374	124.91	10	330	172	52.1	2407	218.82	28	18
1943	652	3351	335.10	397	1442	144.20	13	253	114	45.1	1909	190.90	21	19
1944	651	3024	302.40	395	1517	151.70	16	253	105	41.5	1471	147.10	15	24
1945	596	2869	286.90	377	1325	132.50	15	218	81	37.2	1536	153.60	14	24
1946	741	2618	238.00	560	1765	160.45	12	178	54	30.3	841	76.45	4	18
1947	763	3769	314.08	510	2149	179.08	14	253	112	44.3	1620	135.00	17	19
1948	721	2842	236.83	446	1759	146.58	11	274	109	39.8	1071	89.25	8	29
1949	802	3119	259.92	503	2061	171.75	7	299	91	30.4	1058	88.17	5	29
1950	765	3210	267.50	398	1706	142.17	15	367	140	38.1	1504	125.33	14	37
1951	791	3753	312.75	313	1196	99.67	8	478	231	48.3	2557	213.08	26	29
1952	742	3859	321.58	405	1485	123.75	11	337	167	47.8	2374	197.83	26	25
1953	776	3220	268.33	424	1665	138.75	14	352	147	41.8	1555	129.58	9	34
1954	733	3487	290.58	321	1328	110.67	13	412	195	47.3	2159	179.92	14	19
1955	781	3662	305.17	433	1883	156.92	11	348	159	45.7	1779	148.25	17	19
1956	690	3819	318.25	337	1421	118.42	13	353	171	48.4	2398	199.83	21	18
1957	705	3232	269.33	380	1441	120.08	13	325	157	48.3	1791	149.25	12	23
1958	693	3241	270.08	345	1421	118.42	7	348	161	46.3	1820	151.67	16	27
1959	689	3739	311.58	421	1907	158.92	15	268	128	47.8	1832	152.67	16	17
1960	742	4025	335.42	463	2150	179.17	29	279	137	49.1	1875	156.25	9	13
1961	780	4714	392.83	474	2350	195.83	27	306	177	57.8	2364	197.00	18	16
1962	829	4991	342.21	518	2460	175.71	36	311	187	60.1	2331	166.50	14	13
1963	869	4781	341.50	504	2248	160.57	22	345	179	51.9	2533	180.93	22	21
1964	863	4381	312.93	495	2276	162.57	23	321	186	57.9	2105	150.36	16	6
1965	781	3601	257.21	432	1488	106.29	14	306	166	54.2	2113	150.93	19	14
1966	824	4275	305.36	475	1673	119.50	18	318	193	60.7	2602	185.86	18	5
1967	846	4279	305.64	474	1915	136.79	18	331	182	55.0	2364	168.86	15	27
1968	809	4024	287.43	450	1749	124.93	12	318	188	59.1	2275	162.50	21	15
1969	785	4068	290.57	432	1692	120.86	11	319	182	57.1	2376	169.71	20	17
1970	847	3409	243.50	453	1595	113.93	8	351	177	50.4	1814	129.57	11	24
1971	772	3914	279.57	500	2229	159.21	18	254	121	47.6	1685	120.36	12	24
1972	798	3539	252.79	544	2127	151.93	17	237	101	42.6	1412	100.86	7	9
1973	809	3256	232.57	527	1973	140.93	10	255	119	46.7	1283	91.64	7	17
1974	884	3607	257.64	482	1571	112.21	10	385	187	48.6	2036	145.43	5	21
1975	867	3619	258.50	431	1547	110.50	14	394	212	53.8	2072	148.00	11	22
1976	883	3452	246.57	485	1722	123.00	15	357	164	45.9	1732	123.57	10	22
1977	828	3212	229.43	469	1464	104.57	5	327	164	50.2	1748	124.86	6	21
1978	944	4107	256.69	550	2023	126.44	16	357	180	50.4	2084	130.25	11	18
1979	974	4542	283.88	483	1861	116.31	14	444	240	54.1	2681	167.56	15	22
1980	1047	5097	318.56	493	1806	112.88	13	511	289	56.6	3291	205.69	15	29
1981	1044	4859	303.69	478	1670	104.38	11	514	286	55.6	3189	199.31	24	24
1982	578	2910	323.33	283	1081	120.11	12	267	143	53.6	1829	203.22	12	15
1983	1007	6172	385.75	439	1807	112.94	15	526	311	59.1	4365	272.81	33	32
1984	1009	5449	340.56	461	2019	126.19	18	506	281	55.5	3430	214.38	30	30
1985	1031	5371	335.69	470	2208	138.00	16	513	267	52.0	3163	197.69	21	27
1986	1026	5061	316.31	424	1614	100.88	8	565	305	54.0	3447	215.44	18	27
1987	964	4482	298.80	464	1801	120.07	13	455	234	51.4	2681	178.73	15	17
1988	1018	4664	291.50	385	1379	86.19	14	582	319	54.8	3285	205.31	13	24
1989	1045	5780	361.25	397	1732	108.25	13	600	354	59.0	4048	253.00	27	20
1990	953	4675	292.19	350	1369	85.56	5	541	302	55.8	3006	206.63	20	21
1991	940	4332	270.75	381	1389	86.81	12	514	272	52.9	2943	183.94	17	19
1992	990	4785	299.06	420	1555	97.19	7	527	340	64.5	3230	201.88	20	15
1993	1006	4750	296.88	448	1619	101.19	14	528	322	61.0	3131	195.69	19	24
1994	1059	5316	332.25	417	1543	96.44	11	609	375	61.6	3773	235.81	33	14
1995	1036	5750	359.38	410	1428	89.25	9	593	372	62.7	4322	270.13	39	15
1996	1053	5475	342.19	485	1838	114.88	9	548	328	59.9	3637	227.31	39	13
1997	1008	5614	350.88	459	1909	119.31	9	523	309	59.1	3705	231.56	35	16
1998	1036	5636	352.25	447	1526	95.38	7	575	361	62.8	4110	256.88	33	23
1999	1027	5419	338.69	386	1519	94.94	13	605	344	56.9	3900	243.75	23	23
2000	1038	5321	332.56	404	1643	102.69	13	600	348	58.0	3678	229.88	21	16
2001	942	5463	341.44	410	1693	105.81	11	510	314	61.2	3770	235.63	32	15
2002	1058	5560	347.50	451	1933	120.81	12	580	361	62.2	3627	226.69	29	16
2003	999	5798	362.38	507	2558	159.88	18	473	310	65.5	3240	202.50	32	21
2004	1053	6357	397.31	441	1908	119.25	9	598	382	63.9	4449	278.06	36	19
2005	1051	5118	319.88	398	1352	84.50	11	626	383	61.2	3766	235.38	20	30
2006	1085	5458	341.13	431	1663	103.94	9	630	350	55.6	3795	237.19	18	18
2007	985	5931	370.69	388	1597	99.82	13	578	383	66.3	4334	270.88	30	15
2008	1012	5618	351.13	437	1805	112.81	11	541	343	63.4	3813	238.31	28	13
2009	1042	6065	379.06	438	1885	117.81	20	553	357	64.6	4180	261.25	30	8
2010	1000	5730	358.13	421	1606	100.38	11	541	352	65.1	4124	257.75	31	13
2011	988	6482	405.13	395	1558	97.38	12	552	376	68.1	4924	307.75	51	8
2012	1042	5751	359.44	433	1702	106.38	9	558	374	67.0	4049	253.06	40	8
2013	1074	6404	400.25	459	2136	133.50	17	570	366	64.2	4268	266.75	25	16
2014	1001	6178	386.13	435	1917	119.81	14	536	349	65.1	4261	266.31	38	6
2015	1056	5353	334.56	436	1850	115.63	8	573	348	60.7	3503	218.94	31	8
2016	1029	5900	368.75	374	1701	106.31	11	620	403	65.7	4199	262.44	40	8
2017	999	4891	305.69	386	1724	107.75	13	562	352	62.6	3167	197.94	25	18
2018	1026	5905	369.06	333	1667	104.19	14	640	392	61.3	4238	264.88	25	4
2019	1020	5528	345.50	411	1795	112.19	18	573	356	62.1	4733	233.31	26	4
2020	990	6224	389.00	443	2118	132.38	16	526	372	70.7	4106	256.63	48	5
2021	1072	6215	365.59	446	1900	111.76	13	593	402	67.8	4315	253.82		

Year	Total Defense			Rushing				Net Passing						
	Plays	Yards	Y/G	Att	Yards	Y/G	TD	Att	Cmp	Pct	Yards	Y/G	TD	Int
1933	629	1929	148.38	442	1210	93.08	4	179	48	26.8	711	54.69	7	30
1934	699	2334	179.54	517	1564	120.31	9	172	56	32.6	686	52.77	3	25
1935	649	2091	174.25	448	1219	101.58	6	190	61	32.1	837	76.09	11	27
1936	713	2664	222.00	479	1494	124.50	5	227	81	35.7	1170	106.36	7	31
1937	603	2299	209.00	400	1184	107.64	8	197	70	35.5	1115	101.36	7	22
1938	613	2594	235.82	372	1206	109.64	8	232	92	39.7	1343	122.09	5	22
1939	575	2770	251.82	333	1165	105.91	12	239	106	44.4	1602	145.64	9	26
1940	639	2532	230.18	387	1040	94.55	9	252	98	38.9	1492	135.64	9	40
1941	604	2586	235.09	356	1221	111.00	10	233	104	44.6	1343	122.09	8	25
1942	622	3076	279.64	376	1559	141.73	17	242	100	41.3	1471	133.73	8	33
1943	607	2707	270.70	350	1112	111.20	9	242	111	45.9	1420	142.00	16	42
1944	592	2417	241.70	357	1130	113.00	10	227	89	39.4	1229	122.90	10	29
1945	628	3116	311.60	388	1349	134.90	16	231	111	48.1	1708	170.80	9	24
1946	581	2660	261.82	367	1372	124.73	15	214	94	43.9	1288	117.09	8	24
1947	712	3206	247.17	433	1606	133.83	13	277	122	44.0	1600	133.33	14	30
1948	802	3667	305.58	537	2153	179.42	21	260	134	51.5	1514	126.17	13	29
1949	800	3956	329.67	501	2077	173.08	20	292	138	47.3	1879	156.58	15	20
1950	801	4473	372.75	422	1885	157.08	24	379	185	48.8	2588	215.67	24	27
1951	809	4470	372.50	496	2152	179.33	22	313	157	50.2	2318	193.17	25	22
1952	755	3269	272.42	415	1507	125.58	16	340	162	47.6	1762	146.83	17	22
1953	719	3851	320.92	407	1746	145.50	24	312	144	46.2	2105	175.42	15	28
1954	777	4350	362.50	403	1871	155.92	13	374	208	55.6	2479	206.58	17	19
1955	734	3862	321.83	475	2174	181.17	18	259	118	45.6	1688	140.67	13	31
1956	772	4710	392.50	512	2619	218.25	21	260	144	55.4	2091	174.25	17	21
1957	776	4197	349.75	462	2159	179.92	18	314	153	48.7	2038	169.83	18	30
1958	763	4615	384.58	427	2040	170.00	24	336	175	52.1	2575	214.58	24	13
1959	759	3552	296.00	430	1770	147.50	14	329	169	51.4	1782	148.50	14	14
1960	715	3442	286.83	350	1285	107.08	7	365	192	52.6	2157	179.75	19	22
1961	826	4051	337.58	412	1694	141.17	12	414	218	52.7	2357	196.42	13	29
1962	759	3277	273.07	404	1531	109.36	4	355	187	52.7	1746	142.71	10	31
1963	845	3599	257.07	428	1586	113.29	11	378	180	47.6	2013	143.79	9	22
1964	780	3179	227.07	417	1532	109.43	15	318	173	54.4	1647	117.64	11	16
1965	907	3969	283.50	480	1988	142.00	10	383	187	48.8	1981	141.50	11	27
1966	883	3603	257.36	446	1644	117.43	9	390	202	51.8	1959	139.93	7	28
1967	809	3300	235.71	443	1923	137.36	7	337	155	46.0	1377	98.36	13	26
1968	831	3596	256.86	476	1800	128.57	11	327	157	48.0	1796	128.29	14	17
1969	881	3827	273.36	485	1982	141.57	7	360	177	49.2	1845	131.79	13	19
1970	854	4055	289.64	453	1829	130.64	14	369	177	48.0	2226	159.00	13	20
1971	861	4008	286.29	489	1707	121.93	7	353	186	52.7	2301	164.36	21	16
1972	812	3474	248.14	443	1517	108.36	14	340	174	51.2	1957	139.79	7	17
1973	858	3821	272.93	506	1999	142.79	13	327	180	56.0	1822	130.14	14	15
1974	876	3641	260.07	465	1641	117.21	10	383	188	49.1	2000	142.86	10	23
1975	981	4511	322.21	580	2339	167.07	14	369	192	52.0	2172	155.14	13	14
1976	943	4123	294.50	546	2288	163.43	17	354	196	55.4	1835	131.07	13	11
1977	938	4033	288.07	582	2314	165.29	16	319	186	58.3	1719	122.79	10	13
1978	1131	4963	310.19	620	2439	152.44	19	463	254	54.9	2524	157.75	16	27
1979	1114	5647	352.94	639	2885	180.31	14	440	249	56.6	2762	172.63	21	18
1980	1059	5782	361.38	565	2399	149.94	19	460	259	56.3	3383	211.44	19	13
1981	1087	5185	324.06	546	2098	131.13	21	505	284	56.2	3087	192.94	18	30
1982	622	2707	300.78	275	932	103.56	9	327	177	54.1	1775	197.22	9	12
1983	1156	6403	400.19	597	2641	165.06	28	518	300	57.9	3762	235.13	20	19
1984	1140	5291	330.69	545	2145	134.06	14	551	315	57.2	3146	196.63	16	27
1985	1051	5173	323.31	494	2047	127.94	17	509	295	58.0	3126	195.38	22	15
1986	1041	5015	313.44	565	2095	130.94	16	448	267	59.6	2920	182.50	31	20
1987	1024	4923	328.20	521	1920	128.00	15	469	279	59.5	3003	200.20	14	18
1988	1018	4843	302.69	514	2110	131.88	17	474	256	54.0	2733	170.81	12	20
1989	970	5347	334.19	604	2008	125.50	15	476	302	63.4	3339	208.69	22	25
1990	981	5442	340.13	475	2059	128.69	16	479	256	53.4	3383	211.44	20	16
1991	1033	4812	300.75	457	1546	96.63	10	531	305	57.4	3266	204.13	20	15
1992	923	5098	318.63	406	1821	113.81	12	483	277	57.3	3277	204.81	16	15
1993	999	4482	280.13	424	1582	98.88	6	529	290	54.8	2900	181.25	16	18
1994	1023	4764	297.75	381	1363	85.19	9	605	337	55.7	3401	212.56	20	21
1995	1029	5155	322.19	374	1515	94.69	12	616	351	57.0	3640	227.50	25	13
1996	981	4156	259.75	400	1416	88.50	7	544	283	52.0	2740	171.25	12	26
1997	1047	4827	301.69	443	1876	117.25	16	563	288	51.2	2951	184.44	10	21
1998	980	4507	281.69	390	1442	90.13	23	540	296	54.8	3065	191.56	23	13
1999	1040	5309	331.81	427	1804	112.75	16	538	304	56.5	3505	219.06	20	26
2000	1012	5069	316.81	417	1618	101.13	7	557	307	55.1	3451	215.69	28	21
2001	1041	4937	308.56	406	1769	110.56	10	583	341	58.5	3168	198.00	14	20
2002	987	4985	311.56	413	1998	124.88	14	531	287	54.0	2987	186.69	24	24
2003	1036	5101	318.81	413	1701	106.31	10	589	326	55.3	3400	212.50	18	21
2004	967	5541	346.31	409	1878	117.38	12	518	314	60.6	3663	228.94	33	8
2005	969	4690	293.13	504	2010	125.63	10	430	252	58.6	2680	167.50	22	10
2006	1002	5134	320.88	441	1825	114.06	12	515	286	55.5	3309	206.81	25	23
2007	994	5013	313.31	424	1647	102.94	6	534	295	55.2	3366	210.38	23	19
2008	1003	5349	334.31	458	2105	131.56	20	518	287	55.4	3244	202.75	22	22
2009	948	4551	284.44	371	1333	83.31	5	540	294	54.4	3218	201.13	29	30
2010	969	4945	309.06	395	1838	114.88	6	527	296	56.2	3107	194.19	16	24
2011	1049	6585	411.56	383	1789	111.81	10	637	390	61.2	4796	299.75	29	31
2012	1033	5388	336.75	418	1896	118.50	12	568	313	55.1	3492	218.25	24	18
2013	1015	5956	372.25	432	2000	125.00	16	539	332	61.6	3956	247.25	30	11
2014	1054	5542	346.38	449	1919	119.94	11	564	333	59.0	3623	226.44	26	18
2015	1014	5547	346.69	420	1905	119.06	13	551	321	58.3	3642	227.63	20	16
2016	987	5823	363.94	376	1515	94.69	11	571	370	64.8	4308	269.25	32	17
2017	1014	5582	348.88	464	1793	112.06	10	513	348	67.8	3789	236.81	30	11
2018	1017	5670	354.38	446	1918	119.88	15	527	336	63.8	3752	234.50	30	7
2019	998	5642	352.63	411	1921	120.06	15	546	326	59.7	3721	232.56	19	17
2020	974	5344	334.00	397	1805	112.81	16	536	346	64.6	3539	221.19	23	11
2021	1037	5579	328.18	395	1855	109.12	13	603	379	62.9	3724	219.06	31	18
2022	991	5721	336.53	479	2372	139.53	18	478	314	65.7	3349	1		

TOP INDIVIDUAL SEASONS, RUSHING

AHMAN GREEN, 2003

Date	Opp	Att	Yds	TD
S 7	Min.	15	53	2
S 14	Det.	23	160	1
S 21	Ari	21	53	0
S 29	at ChiB.	19	176	2
O 5	Sea.	27	118	2
O 12	KC	26	139	1
O 19	at StLR.	20	35	0
N 2	at Min.	21	137	0
N 10	Phi	29	192	1
N 16	at TB	21	109	1
N 23	SF.	27	154	0
N 27	at Det.	13	57	0
D 7	ChiB.	30	80	1
D 14	at SD	19	75	1
D 22	at Oak	24	127	1
D 28	Den	20	218	2
16 games		355	1883	15

JIM TAYLOR, 1962

Date	Opp	Att	Yds	TD
S 16	Min.	17	75	0
S 23	StLC.	23	122	0
S 30	ChiB.	17	126	3
O 7	Det.	20	95	0
O 14	at Min.	17	164	0
O 21	SF.	17	160	2
O 28	at BalC.	16	68	1
N 4	at ChiB.	25	124	4
N 11	at Phi	25	141	4
N 18	BalC.	19	46	0
N 22	at Det.	13	47	1
D 2	LARm.	16	71	2
D 9	at SF.	24	79	1
D 16	at LARm.	23	156	1
14 games		272	1474	19

1,000-YARD RUSHERS (26)

Year	Player	Att	Yards	Avg	TD
1949	T.Canadeo	208	1052	5.1	4
1960	J.Taylor	230	1101	4.8	11
1961	J.Taylor	243	1307	5.4	15
1962	J.Taylor	272	1474	5.4	19
1963	J.Taylor	248	1018	4.1	9
1964	J.Taylor	235	1169	5.0	12
1971	J.Brockington	216	1105	5.1	4
1972	J.Brockington	274	1027	3.7	8
1973	J.Brockington	265	1144	4.3	3
1978	T.Middleton	284	1116	3.9	11
1995	E.Bennett	316	1067	3.4	3
1997	D.Levens	329	1435	4.4	7
1999	D.Levens	279	1094	3.7	9
2000	A.Green	263	1175	4.5	10
2001	A.Green	304	1387	4.6	9
2002	A.Green	286	1240	4.3	7
2003	A.Green	355	1883	5.3	15
2004	A.Green	259	1163	4.5	7
2006	A.Green	266	1059	4.0	5
2008	R.Grant	312	1203	3.9	4
2009	R.Grant	282	1253	4.4	11
2013	E.Lacy	284	1178	4.1	11
2014	E.Lacy	246	1139	4.6	9
2019	A.Jones	238	1084	4.6	16
2020	A.Jones	201	1104	5.5	9
2022	A.Jones	213	1121	5.3	2

DORSEY LEVENS, 1997

Date	Opp	Att	Yds	TD
S 1	ChiB.	22	80	1
S 7	at Phi	22	91	0
S 14	Mia.	21	121	0
S 21	Min.	17	79	0
S 28	at Det.	16	107	0
O 5	TB	13	44	0
O 12	at ChiB.	12	74	0
O 27	at NE	26	100	1
N 2	Det.	20	59	0
N 9	StLR.	21	81	0
N 16	at Ind.	14	103	2
N 23	DalC.	33	190	1
D 1	at Min.	31	108	2
D 7	at TB	22	54	0
D 14	at Car.	17	73	0
D 20	Buf.	22	71	0
16 games		329	1435	7

AHMAN GREEN, 2001

Date	Opp	Att	Yds	TD
S 9	Det.	17	157	2
S 24	Was.	25	116	0
S 30	at Car.	19	53	0
O 7	at TB	15	59	0
O 14	BalR.	20	54	1
O 21	at Min.	11	73	0
N 4	TB	24	169	1
N 11	at ChiB.	18	93	0
N 18	Atl.	17	62	0
N 22	at Det.	22	102	1
D 3	at Jax.	17	31	0
D 9	ChiB.	29	125	1
D 16	at TenT.	10	11	0
D 23	CleB.	21	150	0
D 30	Min.	16	31	1
J 6	at NYG	23	101	2
16 games		304	1387	9



Ahman Green

JIM TAYLOR, 1961

Date	Opp	Att	Yds	TD
S 17	Det.	15	85	1
S 24	SF.	13	63	0
O 1	ChiB.	19	130	1
O 8	BalC.	13	82	1
O 15	at CleB.	21	158	4
O 22	at Min.	14	46	1
O 29	Min.	16	54	0
N 5	at BalC.	12	93	0
N 12	at ChiB.	15	69	0
N 19	LARm.	19	47	2
N 23	at Det.	19	94	2
D 3	NYG	27	186	2
D 10	at SF.	22	122	1
D 17	at LARm.	18	78	0
14 games		243	1307	15

RYAN GRANT, 2009

Date	Opp	Att	Yds	TD
S 13	ChiB.	16	61	1
S 20	Cin.	14	46	1
S 27	at StLR.	26	99	0
O 5	at Min.	11	51	0
O 18	Det.	24	90	0
O 25	at CleB.	27	148	1
N 1	Min.	10	30	0
N 8	at TB	21	96	1
N 15	DalC.	19	79	0
N 22	SF.	21	129	1
N 26	at Det.	20	61	0
D 7	BalR.	18	41	0
D 13	at ChiB.	20	137	2
D 20	at Pit.	8	37	1
D 27	Sea.	16	97	1
J 3	at Ari	11	51	1
16 games		282	1253	11

AHMAN GREEN, 2002

Date	Opp	Att	Yds	TD
S 8	Atl.	27	155	0
S 15	at NO	17	81	0
S 22	at Det.	(inactive)		
S 29	Car.	17	73	0
O 7	at ChiB.	27	107	0
O 13	at NE	31	136	1
O 20	Was.	24	88	3
O 4	Mia.	19	72	1
N 10	Det.	12	50	0
N 17	at Min.	18	71	1
N 24	at TB	18	56	0
D 1	ChiB.	12	78	0
D 8	Min.	(inactive)		
D 15	at SF.	24	90	1
D 22	Buf.	26	116	0
D 29	at NYJ	14	67	0
14 games		286	1240	7

RYAN GRANT, 2008

Date	Opp	Att	Yds	TD
S 8	Min.	12	92	0
S 14	at Det.	15	20	0
S 21	DalC.	13	54	0
S 28	at TB	15	20	0
O 5	Atl.	18	83	0
O 12	at Sea.	33	90	0
O 19	Ind.	31	105	1
N 2	at TenT.	20	86	0
N 9	at Min.	16	75	1
N 16	ChiB.	25	145	1
N 24	at NO	18	67	0
N 30	Car.	12	39	0
D 7	HouT.	19	104	1
D 14	at Jax.	21	56	0
D 22	at ChiB.	25	61	0
D 28	Det.	19	106	0
16 games		312	1203	4

EDDIE LACY, 2013

Date	Opp	Att	Yds	TD
S 8	at SF.	14	41	1
S 15	Was.	1	10	0
S 22	at Cin.	(inactive)		
O 6	Det.	23	99	0
O 13	at BalR.	23	120	0
O 20	CleB.	22	82	1
O 27	at Min.	29	94	1
N 4	ChiB.	22	150	1
N 10	Phi	24	73	0
N 17	at NYG	14	27	1
N 24	Min.	25	110	1
N 28	at Det.	10	16	0
D 8	Atl.	20	65	1
D 15	at DalC.	21	141	1
D 22	Pit.	15	84	2
D 29	at ChiB.	21	66	1
15 games		284	1178	11

AHMAN GREEN, 2000

Date	Opp	Att	Yds	TD
S 3	NYJ	12	41	0
S 10	at Buf.	11	46	0
S 17	Phi	3	3	0
S 24	at Ari	12	93	1
O 1	ChiB.	3	20	0
O 8	at Det.	22	69	0
O 15	SF.	11	40	2
O 29	at Mia.	15	94	0
N 6	Min.	23	68	1
N 12	at TB	16	65	0
N 19	Ind.	24	153	0
N 27	at Car.	12	61	1
D 3	at ChiB.	20	69	2
D 10	Det.	27	118	1
D 17	at Min.	25	161	0
D 24	TB	27	74	2
16 games		263	1175	10

TOP INDIVIDUAL SEASONS, PASSER RATING

AARON RODGERS, 2011 (122.5)

Date	Opp	A-C-I	Yds	TD
S 8	NO	35-27-0	312	3
S 18	at Car.	30-19-0	308	2
S 25	at ChiB	38-28-1	297	3
O 2	Den	36-29-1	408	4
O 9	at Atl.	39-26-0	396	2
O 16	StLR	29-18-1	316	3
O 23	at Min.	30-24-0	335	3
N 6	at SD	26-21-0	247	4
N 14	Min.	30-23-0	250	4
N 20	TB	34-23-1	299	3
N 24	at Det.	33-22-0	307	2
D 4	at NYG	46-28-1	369	4
D 11	Oak	30-17-1	281	2
D 18	at KC	35-17-0	235	1
D 25	ChiB	29-21-0	283	5
J 1	Det.	(inactive)		
15 games...502-343-6 4643 45				

AARON RODGERS, 2020 (121.5)

Date	Opp	A-C-I	Yds	TD
S 13	at Min.	44-32-0	364	4
S 20	Det.	30-18-0	240	2
S 27	at NO	32-21-0	283	3
O 5	Atl.	33-27-0	327	4
O 18	at TB	35-16-2	160	0
O 25	at HouT.	34-23-0	283	4
N 1	Min.	41-27-0	291	3
N 5	at SF.	31-25-0	305	4
N 15	Jax.	34-24-1	325	2
N 22	at Ind.	38-27-1	311	3
N 29	ChiB	29-21-0	211	4
D 6	Phi	34-25-0	295	3
D 13	at Det.	33-26-0	290	3
D 19	Car.	29-20-0	143	1
D 27	TenT.	25-21-1	231	4
J 3	at ChiB	24-19-0	240	4
16 games...526-372-5 4299 48				

4,000-YARD PASSERS (18)

Year	Player	Pct	Yds	TD	Int
1983	L.Dickey	59.7	4458	32	29
1989	D.Majkowski	58.9	4318	27	20
1995	B.Favre	63.0	4413	38	13
1998	B.Favre	63.0	4212	31	23
1999	B.Favre	57.3	4091	22	23
2004	B.Favre	64.1	4088	30	17
2007	B.Favre	66.5	4155	28	15
2008	A.Rodgers	63.6	4038	28	13
2009	A.Rodgers	64.7	4434	30	7
2011	A.Rodgers	68.3	4643	45	6
2012	A.Rodgers	67.2	4295	39	8
2014	A.Rodgers	65.6	4381	38	5
2016	A.Rodgers	65.7	4428	40	7
2018	A.Rodgers	62.3	4442	25	2
2019	A.Rodgers	62.0	4002	26	4
2020	A.Rodgers	70.7	4299	48	5
2021	A.Rodgers	67.8	4115	37	4
2023	J.Love	64.2	4159	32	11

AARON RODGERS, 2014 (112.2)

Date	Opp	A-C-I	Yds	TD
S 4	at Sea.	33-23-1	189	1
S 14	NYJ	42-25-0	346	3
S 21	at Det.	27-16-0	162	1
S 28	at ChiB	28-22-0	302	4
O 2	Min.	17-12-0	156	3
O 12	at Mia.	42-24-0	264	3
O 19	Car.	22-19-0	255	3
O 26	at NO	39-28-2	418	1
N 9	ChiB	27-18-0	315	6
N 16	Phi	36-22-0	341	3
N 23	at Min.	29-19-0	209	2
N 30	NE	38-24-0	368	2
D 8	Atl.	36-24-0	327	3
D 14	at Buf.	42-17-2	185	0
D 21	at TB	40-31-0	318	1
D 28	Det.	22-17-0	226	2
16 games...520-341-5 4381 38				

AARON RODGERS, 2021 (111.9)

Date	Opp	A-C-I	Yds	TD
S 12	at NO	28-15-2	133	0
S 20	Det.	27-22-0	255	4
S 26	at SF.	33-23-0	261	2
O 3	Pit.	36-20-0	248	2
O 10	at Cin.	39-27-1	344	2
O 17	at ChiB	23-17-0	195	2
O 24	Was.	35-27-0	274	3
O 28	at Ari.	37-22-0	184	2
N 7	at KC	(reserve/COVID-19)		
N 14	Sea.	37-23-1	292	0
N 21	at Min.	33-23-0	385	4
N 28	LAR	45-28-0	307	2
D 12	ChiB	37-29-0	341	4
D 19	at BalR	31-23-0	268	3
D 25	CleB	34-24-0	202	3
J 2	Min.	38-29-0	288	2
J 9	at Det.	18-14-0	138	2
16 games...531-366-4 4115 37				

AARON RODGERS, 2012 (108.0)

Date	Opp	A-C-I	Yds	TD
S 9	SF.	44-30-1	303	2
S 13	ChiB	32-22-1	219	1
S 24	at Sea.	39-26-0	223	0
S 30	NO	41-31-1	319	4
O 7	at Ind.	32-20-1	235	3
O 14	at HouT.	37-24-0	338	6
O 21	at StLR	37-30-0	342	3
O 28	Jax	35-22-0	186	2
N 4	Ari	30-14-1	218	4
N 18	at Det.	27-19-1	236	2
N 25	at NYG	25-14-1	219	2
D 2	Min.	35-27-1	286	1
D 9	Det.	24-14-0	173	0
D 16	at ChiB	36-23-0	291	3
D 23	TenT.	38-27-0	342	3
D 30	at Min.	40-28-0	365	4
16 games...552-371-8 4295 39				

BART STARR, 1966 (105.0)

Date	Opp	A-C-I	Yds	TD
S 10	BalC	19-14-1	138	0
S 18	at CleB	30-20-0	238	2
S 25	LARm	20-12-0	257	2
O 2	Det.	19-11-0	212	2
O 9	at SF.	26-18-1	287	2
O 16	at ChiB	18-8-1	80	0
O 23	Atl.	13-8-0	217	1
O 30	at Det.	13-11-0	154	1
N 6	Min.	18-11-0	140	0
N 20	ChiB	5-3-0	53	0
N 27	at Min.	31-20-0	149	2
D 4	SF.	24-13-0	236	1
D 10	at BalC	15-7-0	96	1
D 18	at LARm	0-0-0	0	0
14 games...251-156-3 2257 14				

AARON RODGERS, 2013 (104.9)

Date	Opp	A-C-I	Yds	TD
S 8	at SF.	37-21-1	333	3
S 15	Was.	42-34-0	480	4
S 22	at Cin.	43-26-2	244	1
O 6	Det.	30-20-0	274	1
O 13	at BalR	32-17-1	315	1
O 20	CleB	36-25-0	260	3
O 27	at Min.	29-24-0	285	2
N 4	ChiB	2-1-0	27	0
N 10	Phi	(inactive)		
N 17	at NYG	(inactive)		
N 24	at Min.	(inactive)		
N 28	at Det.	(inactive)		
D 8	Atl.	(inactive)		
D 15	at DalC	(inactive)		
D 22	Pit.	(inactive)		
D 29	at ChiB	39-25-2	318	2
9 games...290-193-6 2536 17				

AARON RODGERS, 2016 (104.2)

Date	Opp	A-C-I	Yds	TD
S 11	at Jax.	34-20-0	199	2
S 18	at Min.	36-20-1	213	1
S 25	Det.	24-15-0	205	4
O 9	NYG	45-23-2	259	2
O 16	DalC	42-31-1	294	1
O 20	ChiB	56-39-0	326	3
O 30	at Atl.	38-28-0	246	4
N 6	Ind.	43-26-1	297	3
N 13	at TenT.	51-31-2	371	2
N 20	at Was.	41-26-0	351	3
N 28	at Phi.	39-30-0	313	2
D 4	HouT.	30-20-0	209	2
D 11	Sea.	23-18-0	246	3
D 18	at ChiB	31-19-0	252	0
D 24	Min.	38-28-0	347	4
J 1	at Det.	39-27-0	300	4
16 games...610-401-7 4428 40				

AARON RODGERS, 2009 (103.2)

Date	Opp	A-C-I	Yds	TD
S 13	ChiB	28-17-0	184	1
S 20	Cin.	39-21-0	261	1
S 27	at StLR	23-13-0	269	2
O 5	at Min.	37-26-1	384	2
O 18	Det.	37-29-1	358	2
O 25	at CleB	20-15-0	246	3
N 1	Min.	41-26-0	287	3
N 8	at TB	35-17-3	266	2
N 15	DalC	35-25-0	189	1
N 22	SF.	45-32-0	344	2
N 26	at Det.	39-28-0	348	3
D 7	BalR	40-26-2	263	3
D 13	at ChiB	24-16-0	180	0
D 20	at Pit.	48-26-0	383	3
D 27	Sea.	23-12-0	237	1
J 3	at Ari.	26-21-0	235	1
16 games...541-367-7 4434 30				

AARON RODGERS, 2010 (101.2)

Date	Opp	A-C-I	Yds	TD
S 12	at Phi.	31-19-2	188	2
S 19	Buf.	29-19-0	255	2
S 27	at ChiB	45-34-1	316	1
O 3	Det.	17-12-2	181	3
O 10	at Was.	46-27-1	293	1
O 17	Mia.	33-18-1	313	1
O 24	Min.	34-21-2	295	2
O 31	at NYJ	34-15-0	170	0
N 7	DalC	34-27-0	289	3
N 21	at Min.	31-22-0	301	4
N 28	at Atl.	35-26-0	344	1
D 5	SF.	30-21-0	298	3
D 12	at Det.	11-7-1	46	0
D 19	at NE	(inactive)		
D 26	NYG	37-25-0	404	4
J 2	ChiB	28-19-1	229	1
15 games...475-312-11 3922 28				

BRETT FAVRE, 1995 (99.5)

Date	Opp	A-C-I	Yds	TD
S 3	StLR	51-29-3	299	2
S 11	at ChiB	37-21-1	312	3
S 17	NYG	25-14-0	141	2
S 24	at Jax.	30-20-1	202	2
O 8	at DalC	41-21-1	295	1
O 15	Det.	34-23-0	342	2
O 22	Min.	43-22-0	295	4
O 29	at Det.	43-26-3	304	1
N 5	at Min.	30-17-2	177	0
N 12	ChiB	33-25-0	336	5
N 19	at CleB	28-23-0	210	3
N 26	TB	24-16-0	267	3
D 3	Cin.	43-31-1	339	3
D 10	at TB	46-27-1	285	1
D 16	at NO	30-21-0	308	4
D 24	Pit.	32-23-0	301	2
16 games...570-359-13 4413 38				

SELECT SEASONS
 COMMUNITY
 ADMM & COACHES
 VETERANS
 DRAFT & FREE AGENTS
 REVIEW
 2023
 SELECT SEASONS
 LAMBEAU FIELD
 MISC.

TOP INDIVIDUAL SEASONS, RECEPTIONS

DAVANTE ADAMS, 2021

Date	Opp	No	Yds	TD
S 12 at NO	5	56	0
S 20 Det.	8	121	0
S 26 at SF	12	132	1
O 3 Pit.	6	64	0
O 10 at Cin	11	206	1
O 17 at ChiB	4	89	0
O 24 Was.	6	76	1
O 28 at Ari.(reserve/COVID-19)			
N 7 at KC	6	42	0
N 14 Sea.	7	78	0
N 21 at Min.	7	115	2
N 28 LAR	8	104	0
D 12 ChiB	10	121	2
D 19 at BalR	6	44	1
D 25 CleB	10	114	2
J 2 Min.	11	136	1
J 9 at Det.	6	55	1
16 games	123	1553	11

DAVANTE ADAMS, 2020

Date	Opp	No	Yds	TD
S 13 at Min.	14	156	2
S 20 Det.	3	36	0
S 27 at NO(inactive)			
O 5 Atl.(inactive)			
O 18 at TB	6	61	0
O 25 at HouT.	13	196	2
N 1 Min.	7	53	3
N 5 at SF.	10	173	1
N 15 Jax.	8	66	1
N 22 at Ind.	7	106	1
N 29 ChiB	6	61	1
D 6 Phi	10	121	2
D 13 at Det.	7	115	1
D 19 Car.	7	42	0
D 27 TenT.	11	142	3
J 3 at ChiB	6	46	1
14 games	115	1374	18

STERLING SHARPE, 1993

Date	Opp	No	Yds	TD
S 5 LARm	7	120	1
S 12 Phi	7	72	1
S 26 at Min.	5	46	0
O 3 at DalC.	4	34	0
O 10 Den	10	70	0
O 24 at TB	10	147	4
O 31 ChiB	7	75	1
N 8 at KC	7	76	0
N 14 at NO	6	79	0
N 21 Det.	7	75	0
N 28 TB	6	43	1
D 5 at ChiB	10	114	1
D 12 at SD	7	65	0
D 19 Min.	6	106	1
D 26 LARd	7	119	1
J 2 at Det.	6	33	0
16 games	112	1274	11

DAVANTE ADAMS, 2018

Date	Opp	No	Yds	TD
S 9 ChiB	5	88	1
S 16 Min.	8	64	1
S 23 at Was.	7	52	1
S 30 Buf.	8	81	0
O 7 at Det.	9	140	1
O 15 SF.	10	132	2
O 28 at LAR	5	133	0
N 4 at NE	6	40	1
N 11 Mia.	4	57	2
N 15 at Sea.	10	166	0
N 25 at Min.	5	69	1
D 2 Ari	8	93	1
D 9 Atl.	7	81	1
D 16 at ChiB	8	119	0
D 23 at NYJ	11	71	1
D 30 Det.(inactive)			
15 games	111	1386	13

STERLING SHARPE, 1992

Date	Opp	No	Yds	TD
S 6 Min.	8	99	1
S 13 at TB	5	62	0
S 20 Cin	7	109	1
S 27 Pit.	2	93	1
O 4 at Atl.	9	107	1
O 18 at CleB	4	48	0
O 25 ChiB	9	144	1
N 1 at Det.	6	84	1
N 8 at NYG	11	160	0
N 15 Phi	7	116	1
N 22 at ChiB	5	79	1
N 29 TB	9	52	0
D 6 Det.	6	107	2
D 13 at HouO.	6	46	1
D 20 LARm	8	110	2
D 27 at Min.	6	45	0
16 games	108	1461	13

ROBERT BROOKS, 1995

Date	Opp	No	Yds	TD
S 3 SLR.	8	70	0
S 11 at ChiB	8	161	2
S 17 NYG	5	47	1
S 24 at Jax.	4	30	1
O 8 at DalC.	10	124	0
O 15 Det.	4	66	1
O 22 Min.	2	41	0
O 29 at Det.	6	127	1
N 5 at Min.	9	120	1
N 12 ChiB	6	138	2
N 19 at CleB	5	48	0
N 26 TB	6	114	2
D 3 Cin	4	34	0
D 10 at TB	9	122	0
D 16 at NO	5	118	2
D 24 Pit.	11	137	1
16 games	102	1497	13

JORDY NELSON, 2014

Date	Opp	No	Yds	TD
S 4 at Sea.	9	83	0
S 14 NYJ	9	209	1
S 21 at Det.	5	59	0
S 28 at ChiB	10	108	2
O 2 Min.	1	66	1
O 12 at Mia.	9	107	1
O 19 Car.	4	80	1
O 26 at NO	3	25	0
N 9 ChiB	6	152	2
N 16 Phi	4	109	1
N 23 at Min.	8	68	0
N 30 NE	2	53	1
D 8 Atl.	8	146	2
D 14 at Buf.	5	55	0
D 21 at TB	9	113	1
D 28 Det.	6	86	0
16 games	98	1519	13



Sterling Sharpe

JORDY NELSON, 2016

Date	Opp	No	Yds	TD
S 11 at Jax.	6	32	1
S 18 at Min.	5	73	1
S 25 Det.	6	101	2
O 9 NYG	4	38	1
O 16 DalC	5	68	0
O 20 ChiB	1	9	0
O 30 at Atl.	4	94	1
N 6 Ind	7	94	1
N 13 at TenT.	12	126	1
N 20 at Was.	3	28	1
N 28 at Phi	8	91	0
D 4 HouT.	8	118	1
D 11 Sea.	6	41	2
D 18 at ChiB	7	124	0
D 24 Min.	9	154	2
J 1 at Det.	6	66	0
16 games	97	1257	14

STERLING SHARPE, 1994

Date	Opp	No	Yds	TD
S 4 Min.	7	53	1
S 11 Mia.	5	48	1
S 18 at Phi	6	108	0
S 25 TB	5	43	1
O 2 at NE	9	132	1
O 9 LARm	7	62	1
O 20 at Min.	3	16	0
O 31 at ChiB	3	43	0
N 6 Det.	5	27	0
N 13 NYJ	1	13	0
N 20 at Buf.	5	86	2
N 24 at DalC	9	122	4
D 4 at Det.	10	115	1
D 11 ChiB	7	86	2
D 18 Atl.	3	33	1
D 24 at TB	9	132	3
16 games	94	1119	18

1,000-YARD RECEIVERS (38)

Year	Player	No	Yards	Avg	TD	Year	Player	No	Yards	Avg	TD
1942	D.Hudson	64	1211	18.4	17	2007	D.Driver	82	1048	12.8	2
1952	B.Howton	53	1231	23.2	13	2008	G.Jennings	80	1292	16.2	9
1956	B.Howton	55	1188	21.6	12	2009	D.Driver	74	1012	13.7	5
1980	J.Lofton	71	1226	17.3	4	2009	D.Driver	70	1061	15.2	6
1981	J.Lofton	71	1294	18.2	8	2010	G.Jennings	68	1113	16.4	4
1983	J.Lofton	68	1300	22.4	8	2010	G.Jennings	76	1265	16.6	12
1984	J.Lofton	62	1361	22.0	7	2011	J.Nelson	68	1263	18.6	15
1985	J.Lofton	69	1153	16.7	4	2011	J.Nelson	85	1314	15.5	8
1989	S.Sharpe	90	1423	15.8	12	2014	J.Nelson	98	1519	15.5	13
1992	S.Sharpe	67	1105	16.5	16	2016	R.Cobb	91	1287	14.1	12
1992	S.Sharpe	108	1461	13.5	13	2016	J.Nelson	97	1257	13.0	14
1993	S.Sharpe	112	1274	11.4	11	2018	D.Adams	111	1386	12.5	13
1994	S.Sharpe	94	1119	11.9	18	2020	D.Adams	115	1374	11.9	18
1995	R.Brooks	102	1497	14.7	13	2021	D.Adams	123	1553	12.6	11
1997	A.Freeman	81	1243	15.3	12						
1997	R.Brooks	80	1010	12.6	7						
1998	A.Freeman	84	1424	17.0	14						
1999	A.Freeman	74	1074	14.5	6						
1999	B.Schroeder	74	1051	14.2	5						
2002	D.Driver	70	1064	15.2	9						
2004	J.Walker	89	1382	15.5	12						
	D.Driver	84	1208	14.4	9						
2005	D.Driver	86	1221	14.2	5						
2006	D.Driver	92	1295	14.1	8						

100-CATCH SEASONS (6)

Year	Player	No	Yards	Avg	TD
1992	S.Sharpe	108	1461	13.5	13
1993	S.Sharpe	112	1274	11.4	11
1995	R.Brooks	102	1497	14.7	13
2018	D.Adams	111	1386	12.5	13
2020	D.Adams	115	1374	11.9	18
2021	D.Adams	123	1553	12.6	11

SELECT SEASONS

COMMUNITY

ADMIN. & COACHES

VETERANS

DRAFT & FREE AGENTS

2023 REVIEW

SELECT SEASONS

LAMBEAU FIELD

MISC.

100 YARDS RUSHING

Date	Opp	Player	Att	Yds	Date	Opp	Player	Att	Yds	Date	Opp	Player	Att	Yds
12/03/33	at Phi	C.Hinkle	15	116	09/23/73	Det	J.Brockington	22	118	11/10/03	Phi	A.Green	29	192
11/27/35	at ChiC	B.Monnett	12	107	10/14/73	KL	J.Brockington	15	106	11/16/03	at TB	A.Green	21	109
11/01/36	at ChiC	C.Hinkle	13	109	11/11/73	SC	J.Brockington	28	137	11/23/03	SF	A.Green	27	154
10/08/39	ChiC	A.Uram	2	108	12/08/73	Min	J.Brockington	27	124	12/22/03	at Oak	A.Green	24	127
11/10/40	at ChiC	C.Isbell	11	118	12/16/73	ChiB	J.Brockington	22	142	12/28/03	Den	A.Green	20	218
10/26/41	at Det	M.Lane	7	103						09/13/04	at Car	A.Green	33	119
11/22/42	at NYG	T.Fritsch	9	111	11/17/74	at Min	J.Brockington	32	137	09/19/04	ChiB	A.Green	24	128
10/31/43	at NYG	T.Canadeo	18	122	11/30/75	ChiB	J.Brockington	26	111	10/24/04	DalC	A.Green	15	163
10/22/44	CleR	T.Canadeo	12	107	10/03/76	Det	W.Harrell	17	111	11/14/04	Min	A.Green	21	145
10/26/47	Det	E.Cody	9	111	09/10/78	NO	T.Middleton	19	114	11/29/04	SLR	N.Davenport	19	178
10/03/48	Det	T.Canadeo	17	118	10/01/78	Det	T.Middleton	11	148	11/13/05	at Phi	S.Gado	25	103
10/17/48	LARm	T.Canadeo	16	105	10/15/78	Sea	T.Middleton	23	121	11/27/05	at Atl	S.Gado	26	111
10/07/49	at NYB	T.Canadeo	16	100	11/26/78	Min	T.Middleton	39	110	12/11/05	Det	S.Gado	29	171
10/07/49	at LARm	T.Canadeo	26	122	09/09/79	NO	S.Atkins	12	110	09/10/06	ChiB	A.Green	20	110
10/30/49	Det	T.Canadeo	21	117	10/14/79	Det	N.Simpson	19	121	10/08/06	SLR	N.Herron	20	106
11/20/49	Pit	T.Canadeo	21	116	11/17/79	Min	T.Middleton	27	135	10/22/06	at Mia	A.Green	18	118
11/27/49	at ChiC	T.Canadeo	20	122	11/23/80	at Min	E.very	24	145	10/29/06	Ar	A.Green	21	106
10/01/50	ChiB	L.Coutre	8	101										
10/08/50	NYB	B.Grimes	10	167	11/01/81	Sea	G.Ellis	15	101	11/05/06	at Buf	V.Morency	11	101
11/18/51	at ChiB	T.Rote	14	150	09/12/82	LARm	E.very	17	109	12/03/06	NYJ	A.Green	14	102
11/22/51	at Det	T.Rote	15	131	12/04/83	ChiB	G.Ellis	18	141	10/29/07	at Den	R.Grant	22	104
10/12/52	LARm	T.Rote	14	106	10/28/84	Det	E.very	9	116	11/11/07	Min	R.Grant	25	119
10/31/52	at BalC	F.Reid	9	126	11/11/84	Min	G.Ellis	9	110	11/22/07	at Det	R.Grant	15	101
11/13/54	BalC	H.Ferguson	15	112	09/29/85	at SLR	J.Clark	9	112	12/09/07	Oak	R.Grant	29	156
10/02/55	ChiB	H.Ferguson	15	153	11/10/85	at Min	E.very	15	111	12/30/07	at ChiB	R.Grant	14	100
11/06/55	at Det	H.Ferguson	17	120	12/01/85	TB	G.Ellis	9	101	10/30/07	at B.Jackson	20	113	
11/03/57	NYG	P.Hornung	16	112										
10/19/58	at Was	H.Ferguson	11	100	10/18/87	Phi	K.WilHITE	16	100	10/19/08	Ind	R.Grant	31	105
12/07/58	at SF	J.Taylor	22	137	10/25/87	at Det	K.Davis	23	129	12/07/08	HouT	R.Grant	19	104
10/11/59	SF	P.Hornung	28	138	10/09/88	NE	B.Fullwood	14	118	12/28/08	Det	R.Grant	19	106
12/13/59	at SF	L.Carpenter	16	113	09/17/89	NO	B.Fullwood	18	125					
10/02/60	Det	J.Taylor	26	151	10/08/89	DalC	B.Fullwood	28	119	10/25/09	at CleB	R.Grant	27	148
10/30/60	at Pit	J.Taylor	25	105	12/17/89	at ChiB	K.Woodside	10	116	11/22/09	SF	R.Grant	21	129
11/13/60	DalC	J.Taylor	15	121	11/01/92	at Det	V.Workman	23	101	12/13/09	at ChiB	R.Grant	20	137
11/20/60	LARm	T.Moore	11	105	11/22/92	at ChiB	E.Bennett	29	107	10/10/10	at Was	B.Jackson	20	115
12/04/60	at ChiB	J.Taylor	24	140	11/24/93	at TB	D.Thompson	21	105	09/13/13	Was	B.Jackson	20	132
12/10/60	at SF	J.Taylor	27	161	12/26/93	LARd	D.Thompson	21	101	09/22/13	at Cin	J.Franklin	13	103
10/01/61	ChiB	J.Taylor	19	130	10/31/94	at ChiB	E.Bennett	26	105	10/13/13	at BalR	E.Lacy	23	120
10/08/61	BalC	P.Hornung	11	111	12/11/94	ChiB	E.Bennett	22	106	11/04/13	ChiB	E.Lacy	22	150
10/15/61	at CleB	J.Taylor	21	158	12/24/94	at TB	E.Bennett	21	100	11/24/13	Min	E.Lacy	25	110
10/22/61	at Min	T.Moore	16	159	10/29/95	at Det	E.Bennett	22	121	12/15/13	at DalC	E.Lacy	21	141
12/03/61	NYG	J.Taylor	27	186	12/22/96	Min	E.Bennett	18	099	10/02/14	Min	E.Lacy	13	105
12/10/61	at SF	J.Taylor	22	122	09/14/97	Mia	D.Levens	21	121	11/23/14	at Min	E.Lacy	25	125
09/30/62	SLR	J.Taylor	23	122	09/28/97	at NE	D.Levens	16	107	12/28/14	Det	E.Lacy	26	100
09/30/62	ChiB	J.Taylor	17	126	10/27/97	at Det	D.Levens	26	100	10/18/15	SD	J.Starks	10	115
12/04/62	at ChiB	J.Taylor	16	114	11/16/97	at Ind	T.B	19	103	11/22/15	at Was	J.Starks	22	100
10/21/62	SF	J.Taylor	17	160	11/23/97	DalC	D.Levens	33	190	11/26/15	ChiB	E.Lacy	17	105
11/04/62	at ChiB	J.Taylor	25	124	12/01/97	at Min	D.Levens	31	108	12/13/15	DalC	E.Lacy	24	124
11/11/62	at Phi	J.Taylor	25	141	11/15/98	at NYG	D.Holmes	27	111	09/25/16	Det	E.Lacy	17	103
12/16/62	at LARm	J.Taylor	23	156	11/29/98	Phi	D.Holmes	26	163	12/18/16	at ChiB	T.Montgomery	16	162
09/22/63	Det	T.Moore	17	122	12/13/98	ChiB	D.Levens	15	105	10/08/17	at DalC	A.Jones	19	125
10/27/63	at BalC	J.Taylor	26	107	09/19/99	at Det	D.Levens	29	153	10/22/17	NO	A.Jones	17	131
11/03/63	Pit	J.Taylor	30	141	11/01/99	Sea	D.Levens	24	104	12/03/17	TB	J.Williams	21	113
11/24/63	SF	J.Taylor	15	119	12/05/99	at ChiB	D.Parker	19	113	11/11/18	Mia	A.Jones	15	145
12/07/63	at LARm	J.Taylor	17	113	01/02/00	Ind	D.Levens	24	146	09/15/19	Min	A.Jones	23	116
10/11/64	SF	J.Taylor	23	133	11/19/00	Ar	A.Green	24	153	10/03/19	at DalC	A.Jones	19	107
11/01/64	at Min	J.Taylor	17	108	12/10/00	Det	A.Green	27	118	10/14/19	Det	J.Williams	14	104
11/08/64	Det	J.Taylor	19	145	12/17/00	at Min	A.Green	25	161	12/08/19	Was	A.Jones	16	134
12/13/64	at LARm	J.Taylor	17	165	09/09/01	Det	A.Green	17	157	12/23/19	at Min	A.Jones	23	154
11/21/65	at Min	J.Taylor	25	111	09/24/01	Was	A.Green	25	116	12/29/19	at Det	A.Jones	25	100
09/24/67	ChiB	J.Grabowski	32	111	11/04/01	TB	A.Green	24	169	09/20/20	Det	A.Jones	18	168
10/22/67	at NYG	J.Grabowski	21	123	11/22/01	at Det	A.Green	22	102	12/06/20	Phi	A.Jones	15	130
11/12/67	CleB	B.Wilson	16	100	12/09/01	ChiB	A.Green	29	125	12/19/20	Car	A.Jones	20	145
10/06/68	at All	D.Anderson	15	101	12/23/01	CleB	A.Green	21	101	12/27/20	TenT	A.Dillon	21	124
10/26/69	Atl	D.Anderson	18	114	01/06/02	at NYG	A.Green	23	101	10/10/21	at ChiB	A.Jones	14	103
10/12/70	at SD	T.Williams	21	109	09/08/02	at NYG	A.Green	27	155	09/18/22	ChiB	A.Jones	15	132
11/01/70	at SF	D.Anderson	15	105	10/07/02	at ChiB	A.Green	27	107	10/02/22	NE	A.Jones	16	110
10/03/71	Cin	J.Brockington	19	120	10/13/02	at NE	A.Green	31	136	10/30/22	at Buf	A.Jones	20	143
11/01/71	Det	J.Brockington	16	111	12/22/02	Buf	A.Green	26	116	11/13/22	DalC	A.Jones	24	138
11/07/71	at ChiB	J.Brockington	30	142	09/14/03	Det	A.Green	23	160	01/01/23	Min	A.Jones	14	111
11/14/71	at Min	J.Brockington	23	149	09/29/03	at ChiB	A.Green	19	176	12/24/23	at Car	A.Jones	21	127
11/05/72	SF	J.Brockington	24	133	10/05/03	Sea	A.Green	27	118	12/31/23	at Min	A.Jones	20	120
11/19/72	at Hou0	M.Lane	16	126	10/12/03	KC	A.Green	26	139	01/07/24	ChiB	A.Jones	22	111
12/10/72	at Min	J.Brockington	25	114	11/02/03	at Min	A.Green	21	137					

100-yard rushers (54 players, 221 games): A.Green 33, J.Taylor 26, A.Jones 20, J.Brockington 13, R.Grant 12, E.Lacy 11, D.Levens 10, T.Canadeo 9, E.Bennett 6, G.Ellis 5, E.very 5, T.Middleton 5, H.Ferguson 4, D.Anderson 3, B.Fullwood 3, S.Gado 3, P.Hornung 3, T.Moore 3, T.Rote 3, J.Grabowski 2, C.Hinkle 2, D.Holmes 2, B.Jackson 2, M.Lane 2, J.Starks 2, D.Thompson 2, A.Uram 2, J.Williams 2, S.Atkins 1, L.Carpenter 1, J.Clark 1, E.Cody 1, L.Coutre 1, N.Davenport 1, K.Davis 1, A.Dillon 1, J.Franklin 1, T.Fritsch 1, B.Grimes 1, W.Harrell 1, N.Herron 1, C.Isbell 1, B.Monnett 1, T.Montgomery 1, V.Morency 1, D.Parker 1, F.Reid 1, N.Simpson 1, K.WilHITE 1, B.Wilson 1, K.Woodside 1, V.Workman 1, D.Wynn 1.

100 YARDS RECEIVING

Date	Opp	Player	No	Yds	Date	Opp	Player	No	Yds	Date	Opp	Player	No	Yds
10/06/35	PitP	D.Hutson	4	109	10/18/42	CleR	D.Hutson	13	209	10/28/45	ChiC	D.Hutson	7	141
10/27/35	at ChiB	D.Hutson	5	103	11/01/42	ChiC	D.Hutson	5	207	11/10/47	Was	N.Luhn	9	140
11/10/35	Det	J.B-McNally	3	100						11/30/47	at LARm	C.Goodnight	5	107
11/07/37	at ChiB	D.Hutson	5	140	11/15/42	at ChiB	D.Hutson	10	117	12/14/47	at Phi	N.Luhn	8	135
10/30/38	at CleR	D.Hutson	6	148	11/22/42	at NYG	D.Hutson	14	134	10/24/48	Was	C.Goodnight	5	117
10/08/39	ChiC	D.Hutson	3	126	10/31/43	at NYG	D.Hutson	8	103	10/19/50	at NYG	A.Baldwin	3	106
10/22/39	Det	D.Hutson	2	111						10/28/51	at NYG	J.Girard	4	130
11/12/39	at Phi	D.Hutson	5	112	11/14/43	ChiC	H.Jacanski	3	120	12/16/51	at LARm	B.Mann	11	128
11/19/39	at BrkD	D.Hutson	3	149	11/21/43	at BrkD	D.Hutson	8	237	10/05/52	Was	B.Howton	3	123
10/13/40	CleR	C.Mullenaux	4	111	10/08/44	C-Pit	D.Hutson	11	207	10/12/52	LARm	B.Howton	5	156
10/12/41	BrkD	D.Hutson	8	126	11/12/44	at CleR	D.Hutson	5	107	10/26/52	Det	B.Howton	7	151
11/30/41	at Was	D.Hutson	9	135	10/07/45	Det	D.Hutson	6	144</					

100 YARDS RECEIVING

CONTINUED

Date	Opp	Player	No	Yds	Date	Opp	Player	No	Yds	Date	Opp	Player	No	Yds
10/04/53	ChiB	B.Bailey	4	100	09/27/81	Min	J.Jefferson	7	121	10/14/96	SF	D.Beebe	11	220
10/11/53	LARm	C.Rush	7	101			J.Lofton	8	101	11/03/96	Det	D.Beebe	4	106
11/08/53	at ChiB	B.Mann	6	101	11/22/81	at TB	J.Lofton	6	102	12/01/96	ChiB	A.Freeman	10	156
10/03/54	ChiB	B.Howton	4	100	11/29/81	at Min	J.Lofton	7	159	12/08/96	Den	A.Freeman	9	175
10/17/54	LARm	B.Howton	5	105	12/06/81	Det	J.Jefferson	8	113	09/21/97	Min	A.Freeman	7	122
10/24/54	at BalC	B.Howton	11	147	09/12/82	LARm	J.Jefferson	6	116	09/28/97	at Det	R.Brooks	9	164
10/30/54	at Phi	M.McGee	3	104	09/20/82	at NYG	J.Lofton	4	101	11/09/97	StLR	A.Freeman	7	160
11/21/54	Det	B.Howton	7	101	12/19/82	at BalC	J.Jefferson	5	101	11/16/97	at Ind	D.Mays	3	119
12/12/54	at LARm	M.McGee	9	105	10/25/82	at Abi	J.Lofton	3	146	12/14/97	at Car	A.Freeman	10	166
10/16/55	LARm	B.Howton	8	158	10/02/83	at Det	J.Lofton	7	128	09/06/98	Det	A.Freeman	4	110
10/21/56	LARm	B.Howton	7	257	09/04/83	at HouO	J.Lofton	8	154	10/15/98	at Det	A.Freeman	6	126
11/11/56	at ChiB	B.Howton	4	151	09/11/83	Pit	J.Lofton	5	169	10/25/98	BalR	A.Freeman	9	103
11/18/56	SF	B.Howton	3	121	10/02/83	TB	J.Lofton	4	112	11/01/98	SF	A.Freeman	7	193
11/22/56	at Det	H.Ferguson	7	106	10/17/83	Was	P.Coffman	6	124	11/29/98	ChiB	B.Schroeder	5	128
09/29/57	ChiB	B.Howton	8	165			G.Ellis	4	105	12/13/98	Phi	A.Freeman	8	103
11/03/57	NYG	B.Howton	4	111	11/06/83	CleB	J.Jefferson	7	102	12/20/98	TenO	A.Freeman	7	186
10/19/58	at Was	B.Howton	5	130	11/27/83	at Atl	J.Lofton	7	161	09/12/99	Oak	A.Freeman	7	111
10/26/58	Phi	M.McGee	6	100	12/04/83	ChiB	J.Lofton	6	120	10/10/99	TB	A.Freeman	7	152
10/04/59	Det	M.McGee	3	124	12/18/83	at ChiB	P.Coffman	4	122			B.Schroeder	7	158
10/25/59	at BalC	M.McGee	3	110	09/02/84	StLC	J.Lofton	7	134	11/01/99	Sea	C.Bradford	3	106
11/15/59	BalC	B.Dowler	8	147	10/07/84	SD	P.Coffman	8	104	11/14/99	at BalC	A.Freeman	6	110
11/26/59	at Det	B.Dowler	4	107			J.Lofton	5	158	10/01/00	ChiB	B.Schroeder	8	108
12/23/60	SF	M.McGee	5	121	10/15/84	at Den	J.Lofton	11	206	10/15/00	SF	A.Freeman	6	116
12/04/60	at ChiB	M.McGee	4	107	12/01/84	Sea	J.Lofton	5	162	11/08/00	Min	A.Freeman	9	118
12/17/60	at LARm	M.McGee	4	125	11/11/84	Min	J.Lofton	4	119	11/19/00	Ind	B.Schroeder	8	155
09/17/61	Det	M.McGee	7	127	11/18/84	LARm	J.Lofton	6	129	12/03/00	at ChiB	B.Schroeder	6	119
10/15/61	at CleB	M.McGee	5	120	10/06/85	Det	J.Lofton	10	151	09/09/01	Det	B.Schroeder	4	104
10/22/61	at Min	B.Dowler	2	100	10/21/85	at ChiB	J.Lofton	7	103	10/07/01	at TB	B.Schroeder	4	119
10/29/61	Min	B.Dowler	5	121	11/10/85	at Min	P.Epps	6	118	10/14/01	BalR	A.Freeman	9	138
		M.McGee	6	102	12/01/85	TB	J.Lofton	6	106	11/11/01	at ChiB	B.Schroeder	4	100
10/14/62	at Min	B.Dowler	7	124	09/14/86	at NO	J.Lofton	8	100	11/18/01	Atl	C.Bradford	3	117
		M.McGee	10	159	10/05/86	Cin	J.Lofton	7	109	12/03/01	at Jax	A.Freeman	3	104
11/11/62	at Phi	B.Dowler	7	101	11/23/86	at ChiB	E.West	5	103			B.Schroeder	6	106
		M.McGee	7	174	11/27/86	at Det	W.Stanley	4	124	01/06/02	at NYG	C.Bradford	3	111
10/13/63	at Min	M.McGee	5	104	10/18/87	Phi	L.Morris	6	132			B.Schroeder	5	102
11/10/63	Min	B.Dowler	8	134	10/25/87	at Det	W.Stanley	6	150	10/07/02	at ChiB	D.Driver	4	120
11/28/63	at Det	B.Dowler	9	178	11/08/87	ChiB	P.Epps	6	139			T.Glenn	8	154
12/07/63	at LARm	M.McGee	7	110	12/27/87	at NO	W.Stanley	4	109	11/10/02	Det	D.Driver	11	130
12/14/63	at SF	B.Dowler	8	188	09/25/88	ChiB	S.Sharpe	7	137	11/17/02	at Min	D.Driver	4	114
10/04/64	Min	B.Dowler	6	128	10/02/88	at TB	W.Stanley	6	107	12/08/02	Min	R.Ferguson	6	105
10/18/64	at BalC	M.McGee	4	123	10/16/88	at Min	W.Stanley	5	101	12/14/03	at SD	D.Driver	8	112
11/15/64	at SF	M.McGee	6	139	11/20/88	Det	S.Sharpe	8	124	12/22/03	at Oak	J.Walker	4	124
09/19/65	at Pit	B.Dowler	6	104	12/11/88	Min	P.Kemp	6	108	09/19/04	ChiB	J.Walker	7	102
10/17/65	at Det	C.Dale	3	108	09/17/89	NO	S.Sharpe	8	107	09/26/04	at Ind	J.Walker	11	200
		B.Long	4	106	09/24/89	at LARm	S.Sharpe	8	164	10/11/04	TenT	D.Driver	10	150
11/28/65	at LARm	E.Pitts	4	111	10/08/89	DalC	S.Sharpe	6	132			J.Walker	8	159
12/12/65	at BalC	P.Hornung	2	115	10/29/89	Det	S.Sharpe	7	105	10/17/04	at Det	D.Driver	9	110
12/19/65	at SF	B.Dowler	6	117	11/26/89	Min	S.Sharpe	10	157	10/24/04	DalC	J.Walker	8	129
10/23/66	Atl	C.Dale	4	110	12/03/89	at TB	S.Sharpe	8	169	11/21/04	at HouT	D.Driver	10	148
12/04/66	SF	C.Dale	3	142	10/07/90	at ChiB	S.Sharpe	5	129	12/19/04	Jax	J.Walker	11	152
12/18/66	at LARm	C.Dale	3	121	10/14/90	at TB	S.Sharpe	7	139	12/24/04	at Min	D.Driver	11	162
09/17/67	Det	C.Dale	4	109	11/18/90	at Pho	S.Sharpe	10	157	09/18/05	CleB	D.Driver	6	105
11/01/67	Atl	B.Dowler	8	105	12/23/90	Det	E.West	7	137	10/23/05	at Min	D.Driver	8	114
11/12/67	CleB	R.Anderson	6	103	11/10/91	Buf	S.Sharpe	8	133	11/10/05	at Atl	D.Driver	10	114
11/26/67	at ChiB	B.Dowler	6	105	09/20/92	Cin	S.Sharpe	7	109	12/25/05	ChiB	D.Driver	6	107
12/03/67	at Min	B.Dowler	3	100	10/04/92	at Atl	S.Sharpe	9	107	01/01/06	Sea	D.Driver	6	118
09/15/68	Phi	B.Dowler	5	110	10/25/92	ChiB	S.Sharpe	9	144	09/17/06	NO	D.Driver	8	153
09/29/68	Det	C.Dale	6	205	11/08/92	at NYG	S.Sharpe	11	160	09/24/06	at Det	G.Jennings	3	101
11/17/68	NO	C.Dale	8	161	11/15/92	Phi	S.Sharpe	7	116	10/08/06	StLR	G.Jennings	5	195
12/15/68	at ChiB	B.Dowler	8	182	12/06/92	Det	S.Sharpe	6	107	11/12/06	at Min	D.Driver	6	101
10/12/69	at Det	C.Dale	7	167	12/20/92	LARm	S.Sharpe	8	110	12/10/06	at SF	D.Driver	9	160
10/19/69	at LARm	B.Dowler	6	100	09/05/93	LARm	S.Sharpe	7	120	12/31/06	at ChiB	R.Martin	7	118
11/02/69	at Pit	C.Dale	7	134	10/10/93	Den	J.Harris	5	128	09/23/07	SD	D.Driver	6	126
12/21/69	StLC	C.Dale	9	195	10/24/93	at TB	S.Sharpe	10	147	10/29/07	at Den	G.Jennings	6	141
		B.Dowler	6	102	12/05/93	at ChiB	S.Sharpe	10	114			J.Jones	3	107
09/27/70	Atl	C.Dale	4	186	12/19/93	Min	S.Sharpe	6	106	11/22/07	at Det	D.Driver	10	147
12/13/70	at ChiB	C.Dale	8	128	12/26/93	LARd	S.Sharpe	7	119	12/09/07	Oak	G.Jennings	2	100
10/17/71	Min	C.Dale	8	151	09/18/94	at Phi	S.Sharpe	6	108	09/14/08	at Det	G.Jennings	6	167
09/29/75	at Den	K.Payne	12	167	10/02/94	at NE	S.Sharpe	9	132	09/21/08	DalC	G.Jennings	8	135
11/23/75	NYG	K.Payne	4	103	11/24/94	at DalC	S.Sharpe	9	122	09/28/08	at TB	G.Jennings	6	109
10/24/76	at Oak	K.Payne	6	120	12/04/94	at Det	S.Sharpe	10	115	11/02/08	at TenT	D.Driver	7	136
11/28/76	ChiB	O.Smith	4	121			A.Morgan	6	103	11/24/08	at NO	G.Jennings	8	101
11/13/77	LARm	S.ODom	4	115	12/11/94	ChiB	R.Brooks	6	105	12/14/08	at Jax	J.Jones	4	132
09/10/78	NO	J.Lofton	3	107	12/18/94	Atl	E.Bennett	8	101	12/28/08	Det	D.Driver	6	111
10/17/78	Det	A.Thompson	3	111	12/24/94	at TB	S.Sharpe	9	132			G.Jennings	5	101
10/21/79	at TB	P.Coffman	7	106	09/11/95	at ChiB	R.Brooks	8	161	09/13/09	ChiB	G.Jennings	6	106
10/28/79	at Mia	P.Coffman	5	116	10/08/95	at DalC	R.Brooks	10	124	09/27/09	at StLR	G.Jennings	2	103
11/04/79	NYJ	J.Lofton	6	114	10/22/95	Min	M.Chmura	5	101	10/05/09	at Min	J.Finley	6	128
11/18/79	at Buf	J.Lofton	4	112	10/29/95	at Det	R.Brooks	6	127	10/18/09	Det	D.Driver	7	107
12/09/79	ChiB	J.Lofton	6	112	11/05/95	at Min	R.Brooks	9	120	11/08/09	at TB	J.Jones	4	103
10/05/80	Cin	J.Lofton	8	114	11/12/95	ChiB	R.Brooks	6	138	11/22/09	SF	G.Jennings	5	126
10/12/80	at TB	P.Coffman	9	109	11/26/95	TB	R.Brooks	6	114	11/26/09	at Det	D.Driver	7	142
		E.very	11	123	12/03/95	Cin	M.Chmura	7	103	12/29/09	at Pit	G.Jennings	5	188
		A.Thompson	7	102	12/10/95	at TB	R.Brooks	9	122	12/27/09	Sea	G.Jennings	4	111
10/19/80	at CleB	J.Lofton	8	136	12/16/95	at NO	R.Brooks	5	118	09/19/10	Buf	J.Finley	4	103
11/02/80	at Pit	G.Ellis	7	106	12/24/95	Pit	R.Brooks	11	137	09/27/10	at ChiB	J.Finley	9	115
11/09/80	SF	J.Lofton	8	146	09/09/96	Phi	R.Brooks	5	130	10/17/10	Mia	G.Jennings	6	133
11/16/80	at NYG	J.Lofton	8	175	09/15/96	SD	R.Brooks	8	108	10/24/10	Min	J.Jones	4	107
12/07/80	at ChiB	J.Lofton	6	111	09/29/96	at Sea	A.Freeman	7	108	11/07/10	DalC	J.Jones	8	123
09/13/81	Atl	J.Lofton	8	179	10/06/96	at ChiB	A.Freeman	7	146	11/21/10	at Min	G.Jennings	7	152

100-yard receivers (69 players, 416 games): J.Lofton 32, D.Adams 31, S.Sharpe 29, J.Nelson 25, D.Hutson 24, G.Jennings 23, D.Driver 22, A.Freeman 20, B.Dowler 19, B.Howton 17, M.McGee 17, R.Brooks 13, R.Cobb 13, C.Dale 13, J.Jones 12, B.Schroeder 10, P.Coffman 6, J.Walker 6, J.Jefferson 5, W.Stanley 5, M.Valdes-Scantling 5, C.Bradford 3, J.Finley 3, A.Lazard 3, K.Payne 3, C.Watson 3, D.Beebe 2, J.Boykin 2, M.Chmura 2, P.Epps 2, C.Goodnight 2, H.Jacunski 2, N.Luhn 2, B.Mann 2, A.Thompson 2, E.West 2, G.Allison 1, J.Harris 1, D.Anderson 1, B.Bailey 1, A.Baldwin 1, E.Bennett 1, J.Blood McNally 1, J.Cook 1, H.Ferguson 1, R.Ferguson 1, J.Girard 1, T.Glenn 1, J.Graham

100 YARDS RECEIVING

CONTINUED

Date	Opp	Player	No	Yds	Date	Opp	Player	No	Yds	Date	Opp	Player	No	Yds
11/28/10	at Atl	G.Jennings	5	119	10/12/14	at Mia	J.Nelson	9	107	11/04/18	at NE	M.Valdes-Scantling	3	106
12/05/10	SF	G.Jennings	6	122	10/19/14	at Car	R.Cobb	6	121	11/15/18	at Sea	D.Adams	10	161
12/26/10	NYG	G.Jennings	7	142	10/26/14	at NO	R.Cobb	5	126	12/16/18	at ChiB	D.Adams	8	119
09/25/11	at ChiB	J.Nelson	4	124			E.Lacy	8	123	09/15/19	Min	D.Adams	7	106
10/02/11	Den	G.Jennings	9	119	11/09/14	ChiB	J.Nelson	5	152	09/26/19	Phi	D.Adams	10	180
10/09/11	at Atl	J.Jones	5	140	11/16/14	Phi	R.Cobb	10	129	10/20/19	Oak	M.Valdes-Scantling	2	133
10/16/11	StLR	J.Nelson	2	104	11/30/14	NE	D.Adams	6	121	10/27/19	at KC	A.Jones	7	159
10/23/11	at Min	G.Jennings	7	147	12/08/14	Atl	J.Nelson	8	146	11/10/19	Car	D.Adams	7	118
11/06/11	at SD	J.Nelson	5	105	12/08/14	NE	D.Adams	6	121	12/01/19	at NYG	A.Lazard	3	103
11/20/11	TB	J.Nelson	6	123	12/21/14	at TB	R.Cobb	11	131	12/15/19	ChiB	D.Adams	7	103
12/25/11	ChiB	J.Nelson	6	115	09/20/15	Sea	R.Cobb	8	116	12/23/19	at Min	D.Adams	13	116
01/01/12	Det	J.Nelson	9	162	09/28/15	KC	J.Jones	7	139	09/13/20	at Min	D.Adams	14	156
10/14/12	at HouT	R.Cobb	7	102	11/22/15	at Min	J.Jones	6	109	09/27/20	at NO	A.Lazard	6	146
10/21/12	at StLR	J.Nelson	9	121	12/03/15	at Det	R.Rodgers	8	146	10/25/20	at HouT	D.Adams	13	196
12/09/12	Det	R.Cobb	7	102	01/03/16	Min	J.Jones	4	102	11/05/20	at SF	D.Adams	10	173
12/09/12	Det	R.Cobb	7	102	09/25/16	Det	R.Nelson	6	101	11/15/20	Jax	M.Valdes-Scantling	4	149
12/16/12	at ChiB	R.Cobb	6	115	10/09/16	NYG	R.Cobb	9	108	11/22/20	at Ind	D.Adams	7	106
12/23/12	TenT	J.Jones	7	100	10/20/16	ChiB	D.Adams	13	132	12/06/20	Phi	D.Adams	10	121
12/30/12	at Min	G.Jennings	8	120	11/13/16	at TenT	D.Adams	6	156	12/13/20	Det	D.Adams	7	115
09/08/13	at SF	J.Nelson	7	130	11/20/16	at Was	J.Cook	12	126	12/27/20	TenT	D.Adams	11	142
09/15/13	Was	R.Cobb	9	128	11/28/16	at Phi	D.Adams	5	113	09/20/21	Det	D.Adams	8	121
10/06/13	Det	J.Jones	11	178	12/04/16	HouT	J.Nelson	8	118	09/26/21	at SF	D.Adams	12	132
10/13/13	at BalR	J.Nelson	4	127	12/11/16	Sea	D.Adams	7	124	10/10/21	at Cin	D.Adams	11	206
10/20/13	CleB	J.Nelson	8	103	12/18/16	at ChiB	J.Nelson	4	104	11/21/21	at Min	M.Valdes-Scantling	4	123
10/27/13	at Min	J.Nelson	7	123	12/18/16	ChiB	J.Nelson	7	124			D.Adams	7	115
11/10/13	Phi	J.Boykin	8	112	09/24/17	Cin	J.Allison	6	122	11/28/21	LAR	D.Adams	8	104
11/17/13	at NYG	J.Nelson	8	117	11/19/17	BalR	D.Adams	8	126	12/25/21	CleB	D.Adams	10	114
12/29/13	at ChiB	J.Nelson	10	161	09/09/18	ChiB	R.Cobb	9	142	01/02/22	Min	D.Adams	11	136
09/14/14	NYJ	R.Nelson	9	209	10/07/18	at Det	D.Adams	9	140	10/02/22	NE	A.Lazard	6	116
09/28/14	at ChiB	R.Cobb	7	113	10/15/18	SF	D.Adams	10	132	11/13/22	DaC	C.Watson	4	107
		J.Nelson	10	108			J.Graham	5	104	11/27/22	at Phi	C.Watson	4	110
							M.Valdes-Scantling	3	103	01/08/23	Det	C.Watson	5	104
					10/28/18	at LARm	D.Adams	5	133	12/31/23	at Min	B.Melton	6	105
										01/07/24	ChiB	J.Reed	4	112

300 YARDS PASSING

Date	Opp	Player	A-C	Yds	Date	Opp	Player	A-C	Yds	Date	Opp	Player	A-C	Yds
11/01/42	ChiC	C.Isbell	21-10	335	11/29/98	Phi	B.Favre	33-20	321	10/23/11	at Min	A.Rodgers	30-24	335
12/16/51	at LARm	T.Rote	40-20	335	09/12/99	Oak	B.Favre	47-28	333	11/24/11	at Det	A.Rodgers	33-22	307
11/22/56	at Det	T.Rote	40-21	301	09/26/99	Min	B.Favre	39-24	304	12/04/11	at NYG	A.Rodgers	46-38	369
10/12/58	BalC	B.Starr	46-26	320	10/10/99	TB	B.Favre	40-22	390	01/01/12	Det	M.Flynn	44-31	480
10/29/61	Min	B.Starr	24-18	311	11/21/99	Det	B.Favre	40-26	309	09/09/12	SF	A.Rodgers	44-30	303
12/14/63	at SF	B.Starr	27-17	306	12/12/99	Car	B.Favre	38-26	302	09/30/12	NO	A.Rodgers	41-31	319
10/17/65	at Det	B.Starr	23-15	301	01/02/00	Ari	B.Favre	34-21	311	10/4/12	at HouT	A.Rodgers	37-24	338
09/17/67	Det	B.Starr	23-14	321	10/01/00	ChiB	B.Favre	48-31	333	10/21/12	at StLR	A.Rodgers	37-30	342
12/21/69	StLC	D.Horn	31-22	410	11/19/00	Ind	B.Favre	36-23	301	12/23/12	TenT	A.Rodgers	38-27	342
12/04/76	at Oak	L.Dickey	34-22	303	09/30/01	at Car	B.Favre	39-25	308	12/30/12	at Min	A.Rodgers	40-28	365
10/12/80	at TB	L.Dickey	51-35	418	10/14/01	BalR	B.Favre	34-27	337	09/08/13	at SF	A.Rodgers	37-21	333
11/16/80	at NYG	L.Dickey	36-20	331	12/03/01	at Jax	B.Favre	42-24	362	09/15/13	Was	A.Rodgers	42-34	480
12/14/80	HouU	L.Dickey	37-18	309	01/06/02	at NYG	B.Favre	30-15	315	10/13/13	at BalR	A.Rodgers	32-17	315
09/13/81	Atl	L.Dickey	44-30	342	09/22/02	at Det	B.Favre	47-31	357	11/17/13	at NYG	S.Tolzien	34-24	339
09/04/83	at HouU	L.Dickey	31-27	333	10/07/02	ChiB	B.Favre	33-22	359	12/29/13	at ChiB	A.Rodgers	39-25	318
10/17/83	Was	L.Dickey	31-22	367	11/10/02	Det	B.Favre	39-26	351	09/14/14	NYJ	A.Rodgers	42-25	346
10/23/83	Min	L.Dickey	41-23	383	12/22/03	at Oak	B.Favre	30-22	399	09/28/14	at ChiB	A.Rodgers	28-22	302
11/27/83	at Atl	L.Dickey	37-25	366	09/07/04	at Ind	B.Favre	44-30	380	10/26/14	at NO	A.Rodgers	39-28	418
12/04/83	ChiB	L.Dickey	34-16	345	10/11/04	TenT	B.Favre	44-24	338	11/09/14	ChiB	A.Rodgers	27-18	315
10/07/84	SD	L.Dickey	39-25	384	11/21/04	at HouT	B.Favre	50-33	383	11/16/14	Phi	A.Rodgers	36-22	341
10/15/84	at Den	L.Dickey	37-27	371	12/19/04	Jax	B.Favre	44-30	367	11/30/14	NE	A.Rodgers	38-24	368
10/21/84	Sea	L.Dickey	38-24	364	12/24/04	at Min	B.Favre	43-30	365	12/08/14	Atl	A.Rodgers	36-24	327
11/11/84	Min	L.Dickey	40-22	303	09/18/05	CleB	B.Favre	44-32	342	12/21/14	at TB	A.Rodgers	40-31	318
11/17/85	NO	L.Dickey	35-22	302	10/03/05	at Car	B.Favre	47-28	303	09/28/15	KC	A.Rodgers	35-24	333
10/26/86	SF	R.Wright	54-30	328	10/23/05	at Min	B.Favre	36-28	315	11/08/15	at Car	A.Rodgers	48-25	369
10/25/87	at Det	D.Mjkski	29-19	323	12/25/05	ChiB	B.Favre	51-30	317	11/15/15	Det	A.Rodgers	61-35	333
10/02/88	at TB	R.Wright	51-28	321	09/17/06	NO	B.Favre	55-31	340	10/20/16	ChiB	A.Rodgers	56-39	326
11/20/88	Det	D.Mjkski	43-30	327	09/24/06	at Det	B.Favre	36-25	340	11/13/16	at TenT	A.Rodgers	51-31	371
09/17/89	NO	D.Mjkski	32-25	354	11/12/06	at Min	B.Favre	42-24	347	11/20/16	at Was	A.Rodgers	41-26	351
09/24/89	at LARm	D.Mjkski	43-25	335	09/23/07	SD	B.Favre	45-28	369	11/28/16	at Phi	A.Rodgers	39-30	313
10/08/89	DaIC	D.Mjkski	32-21	313	09/30/07	Min	B.Favre	45-32	344	12/24/16	Min	A.Rodgers	38-28	347
10/29/89	Det	D.Mjkski	45-29	367	10/07/07	ChiB	B.Favre	40-29	322	01/01/17	Det	A.Rodgers	39-27	300
11/12/89	at Det	D.Mjkski	59-34	357	10/29/07	at Den	B.Favre	27-21	331	09/10/17	Sea	A.Rodgers	42-28	311
12/03/89	at TB	D.Mjkski	53-25	331	11/04/07	KC	B.Favre	34-24	360	09/17/17	at Atl	A.Rodgers	50-33	343
10/14/90	at TB	D.Mjkski	42-25	355	11/11/07	Min	B.Favre	46-33	351	09/24/17	Cin	A.Rodgers	42-28	313
11/10/91	BurF	M.Tomczak	38-23	317	11/22/07	at Det	B.Favre	41-31	381	10/07/18	at Det	A.Rodgers	52-42	442
12/05/93	ChiB	B.Favre	54-36	402	09/14/08	at Atl	A.Rodgers	38-24	328	10/15/18	SF	A.Rodgers	46-25	425
09/11/94	Mia	B.Favre	51-31	362	10/05/08	Det	A.Rodgers	37-25	313	11/15/18	at Sea	A.Rodgers	30-21	332
09/25/94	TB	B.Favre	39-30	306	11/02/08	at TenT	A.Rodgers	41-22	314	12/23/18	at NYJ	A.Rodgers	55-37	442
12/04/94	at Det	B.Favre	43-29	366	12/28/08	Det	A.Rodgers	31-21	308	09/26/19	Phi	A.Rodgers	53-34	422
12/18/94	Atl	B.Favre	44-29	321	10/05/09	at Min	A.Rodgers	37-26	384	10/20/19	Oak	A.Rodgers	31-25	429
09/11/95	at ChiB	B.Favre	37-21	312	11/18/09	Det	A.Rodgers	37-29						

CAREER PASSING

YARDS

Player	Att	Cmp	Yds	Pct	TD	Int	Yrs
1 Brett Favre	8,754	5,377	61,655	61.4	442	286	16
2 Aaron Rodgers	7,660	5,001	59,055	65.3	475	105	18
3 Bart Starr	3,149	1,808	24,718	57.4	152	138	16
4 Lynn Dickey	2,831	1,592	21,369	56.2	133	151	9
5 Tobin Rote	1,854	826	11,535	44.6	89	119	7
6 Don Majkowski	1,607	889	10,870	55.3	56	56	6
7 Randy Wright	1,119	602	7,106	53.8	31	57	5
8 Arnie Herber	1,009	410	6,749	40.6	66	90	11
9 David Whitehurst	980	504	6,205	51.4	28	51	7
10 Cecil Isbell	818	411	5,945	50.2	61	52	5

TOUCHDOWN PASSES

Player	TD
1 Aaron Rodgers	475
2 Brett Favre	442
3 Bart Starr	152
4 Lynn Dickey	133
5 Tobin Rote	89
6 Arnie Herber	66
7 Cecil Isbell	61
8 Don Majkowski	56
9 Jordan Love	35
10 Red Dunn	31
Babe Parilli	31
Randy Wright	31

PASSER RATING

Player	Rtng
1 Aaron Rodgers	103.6
2 Brett Favre	85.8
3 Bart Starr	80.5
4 Lynn Dickey	73.8
5 Don Majkowski	73.5
6 Cecil Isbell	72.6
7 Randy Wright	61.4
8 David Whitehurst	59.2
9 Tobin Rote	54.4
10 Arnie Herber	48.5

—minimum 800 attempts

CAREER RUSHING

YARDS

Player	No	Yds	Avg	Yrs
1 A.Green	1,851	8,322	4.5	8
2 J.Taylor	1,811	8,207	4.5	9
3 A.Jones	1,177	5,940	5.1	7
4 J.Brockington	1,293	5,024	3.9	7
5 T.Canadeo	1,025	4,197	4.1	11
6 R.Grant	955	4,143	4.3	6
7 D.Levens	1,006	3,937	3.9	8
8 C.Hinkle	1,171	3,860	3.3	10
9 G.Ellis	836	3,826	4.6	7
10 P.Hornung	893	3,711	4.2	9
11 A.Rodgers	719	3,466	4.8	18
12 E.Lacy	788	3,435	4.4	4
13 E.Bennett	936	3,353	3.6	5
14 D.Anderson	787	3,165	4.0	6
15 E.Ivery	667	2,933	4.4	8
16 J.Starks	618	2,506	4.1	7
17 A.Dillon	597	2,428	4.1	4
18 T.Rote	419	2,205	5.3	7
19 T.Fritsch	620	2,200	3.5	9
20 H.Ferguson	544	2,120	3.9	6

CAREER RECEIVING

RECEPTIONS

Player	No	Yds	Avg	Yrs
1 D.Driver	743	10,137	13.6	14
2 D.Adams	669	8,121	12.1	8
3 S.Sharpe	595	8,134	13.7	7
4 J.Nelson	550	7,848	14.3	9
5 R.Cobb	532	6,316	11.9	10
6 J.Lofton	530	9,656	18.2	9
7 D.Hutson	488	7,991	16.4	11
8 B.Dowler	448	6,918	15.4	11
9 A.Freeman	431	6,651	15.4	8
10 G.Jennings	425	6,537	15.4	7
11 J.Jones	360	5,195	14.4	8
12 A.Green	350	2,726	7.8	8
13 M.McGee	345	6,346	18.4	12
14 P.Coffman	322	4,223	13.1	8
15 W.Henderson	320	2,409	7.5	12
16 R.Brooks	306	4,225	13.8	7
17 B.Howton	303	5,581	18.4	7
18 C.Dale	275	5,422	19.7	8
19 A.Jones	272	2,076	7.6	7
20 D.Levens	271	2,079	7.7	8

YARDS

Player	Yards
1 Donald Driver	10,137
2 James Lofton	9,656
3 Sterling Sharpe	8,134
4 Davante Adams	8,121
5 Don Hutson	7,991
6 Jordy Nelson	7,848
7 Boyd Dowler	6,918
8 Antonio Freeman	6,651
9 Greg Jennings	6,537
10 Max McGee	6,346
11 Randall Cobb	6,316
12 Billy Howton	5,581
13 Carroll Dale	5,422
14 James Jones	5,195
15 Robert Brooks	4,225
16 Paul Coffman	4,223
17 Bill Schroeder	3,435
18 Phillip Epps	2,884
19 Jermichael Finley	2,785
20 Ahman Green	2,726



Donald Driver

ALL-TIME SCORING

Player	Years	TD	PAT	FG	Pts	Player	Years	TD	PAT	FG	Pts
Mason Crosby	2007-22	0	733	395	1,918	Harlan Huckleby	1980-85	13	0	0	78
Ryan Longwell	1997-2005	0	376	226	1,054	Rich McGee	1970-78	13	0	0	78
Don Hutson	1935-45	105	172	7	823	Marquez Valdes-Scantling	2018-21	13	0	0	78
Chris Jacke	1989-96	0	301	173	820	Robert Ferguson	2001-06	12	0	0	**76
Paul Hornung	1957-62, 64-66	62	190	66	760	Marv Fleming	1963-69	12	0	0	72
Jim Taylor	1958-66	91	0	0	546	Hurdis McCrary	1929-33	12	0	0	72
Chester Marcol	1972-80	1	155	120	521	Carl Mulleneaux	1938-41, 45-46	12	0	0	72
Fred Cone	1951-57	16	200	53	455	Mike Mercer	1968-69	0	35	12	71
Davante Adams	2014-21	73	0	0	**446	Ed Jankowski	1937-41	10	4	1	67
Jordy Nelson	2008-14, 16-17	69	0	0	*416	Irv Comp	1943-49	11	0	0	66
Ahman Green	2000-06, 09	68	0	0	408	Romeo Doubs	2022-23	11	0	0	66
Sterling Sharpe	1988-94	66	0	0	396	Jim Grabowski	1966-70	11	0	0	66
Ted Fritsch	1942-50	35	62	36	380	Keith Jackson	1995-96	11	0	0	66
Aaron Jones	2017-23	63	0	0	*380	John Jefferson	1981-84	11	0	0	66
Clarke Hinkle	1932-41	44	31	28	379	MacArthur Lane	1972-74	11	0	0	66
Donald Driver	1999-2012	62	0	0	**376	Dale Livingston	1970	0	19	15	64
Antonio Freeman	1995-2001, 03	57	0	0	**346	Bo Molenda	1928-32	9	10	0	64
Greg Jennings	2006-12	53	0	0	**324	Cecil Isbell	1938-42	10	3	0	63
Randall Cobb	2011-18, 21-22	51	0	0	**310	Jayden Reed	2023	10	0	0	*62
Verne Lewellen	1924-32	51	1	0	307	Tom Birney	1979-80	0	21	13	60
Max McGee	1954, 57-67	51	0	0	306	Red Dunn	1927-31	1	48	2	60
James Lofton	1978-86	50	0	0	300	Wuert Englemann	1930-33	10	0	0	60
Jan Stenerud	1980-83	0	115	59	292	Charles Goldenberg	1933-45	10	0	0	60
James Jones	2007-13, 15	45	0	0	**274	Billy Grimes	1950-52	10	0	0	60
Dorsey Levens	1994-2001	44	0	0	*266	Scott Hunter	1971-73	10	0	0	60
Al Del Greco	1984-87	0	112	50	262	Eddie Kotal	1925-29	10	0	0	60
Don Chandler	1965-67	0	117	48	261	Ty Montgomery	2015-18	10	0	0	60
Billy Howton	1952-58	43	0	0	258	Ernie Smith	1935-37, 39	0	42	6	60
Boyd Dowler	1959-69	40	0	0	240	Charles Woodson	2006-12	10	0	0	60
Paul Coffman	1978-85	39	0	0	234	Roger Grove	1931-35	7	16	0	58
J. (Blood) McNally	1929-33, 35-36	38	2	0	230	Brandon Jackson	2007-10	9	0	0	*56
Aaron Rodgers	2005-22	35	0	0	**216	Herb Martin	1961-69	9	0	0	*56
Robert Brooks	1992-98	35	0	0	210	Herb Adderley	1961-69	9	0	0	54
Carroll Dale	1965-72	35	0	0	210	Myrt Basinger	1923-27	9	0	0	54
Gerry Ellis	1980-86	35	0	0	210	Cub Buck	1921-25	0	24	10	54
Elijah Pitts	1961-69, 71	35	0	0	210	Lynn Dickey	1976-77, 79-85	9	0	0	54
Bubba Franks	2000-07	32	0	0	**196	Tony Fisher	2002-05	9	0	0	54
John Brockington	1971-77	32	0	0	192	Willard Harrell	1975-77	9	0	0	54
Donny Anderson	1966-71	31	0	0	186	Jackie Harris	1990-93	9	0	0	54
Tony Canadeo	1941-44, 46-52	31	0	0	186	Don Majkowski	1987-92	9	0	0	54
Eddie Lee Ivey	1979-86	30	0	0	180	Darrell Thompson	1990-94	9	0	0	54
Tobin Rote	1950-56	30	0	0	180	Eric Tarkenton	1974-79, 81	9	0	0	54
Edgar Bennett	1992-96	29	0	0	**178	Joe Daniel	1975	0	20	11	53
Jerry Kramer	1958-68	0	90	29	177	Ward Cuff	1947	0	30	7	51
Ryan Grant	2007-12	29	0	0	174	Paul Ott Carruth	1986-88	8	0	0	48
Eddie Lacy	2013-16	29	0	0	174	Mill Gantenbein	1931-40	8	0	0	48
Tom Moore	1960-65	27	0	0	162	Anthony Morgan	1993-96	8	0	0	48
Ed West	1984-94	26	0	0	*158	Walt Schlinkman	1946-49	8	0	0	48
John Kuhn	2007-15	23	0	0	138	Aundra Thompson	1977-81	8	0	0	48
Javon Walker	2002-05	22	0	0	132	Keith Woodside	1988-91	8	0	0	48
Gary Knafelc	1954-62	21	0	0	126	Corey Bradford	1998-2001	7	0	0	*44
Joe Laws	1934-45	21	0	0	126	Arnie Herber	1930-40	7	2	0	44
Bary Smith	1974-80	21	0	0	126	Lou Michaels	1971	0	19	8	43
Jermichael Finley	2008-13	20	0	0	120	Al Carmichael	1953-58	7	0	0	42
Allen Lazard	2018-22	20	0	0	120	Najeh Davenport	2002-05	7	0	0	42
Bill Schroeder	1994, 1997-2001	20	0	0	120	Carlton Elliott	1951-54	7	0	0	42
Anders Carlson	2023	0	34	27	115	Howie Ferguson	1953-58	7	0	0	42
Brent Fullwood	1987-90	19	0	0	114	Samkon Gado	2005-06	7	0	0	42
William Henderson	1995-2006	19	0	0	114	Carl Lidberg	1926, 29-30	7	0	0	42
Terdell Middleton	1977-81	19	0	0	114	Don McIlhenny	1957-59	7	0	0	42
Jamaal Williams	2017-20	18	0	0	**114	Babe Parilli	1952-53, 57-58	7	0	0	42
Curly Lambeau	1921-29	12	20	6	110	George Sauer	1935-37	7	0	0	42
Dave Rayner	2006	0	31	26	109	Darren Sharper	1997-2004	7	0	0	42
AJ Dillon	2020-23	18	0	0	108	Jon Staggers	1972-74	7	0	0	42
Floyd Reid	1950-56	18	0	0	108	David Whitehurst	1977-83	7	0	0	42
Mark Zendejas	1987-88	0	30	25	105	Geronimo Allison	2016-19	6	0	0	*38
Mark Chmura	1993-99	17	0	0	*104	Marcedes Lewis	2018-22	6	0	0	*38
Donald Lee	2005-10	17	0	0	102	Ruvell Martin	2006-08	6	0	0	*38
Bob Mann	1950-54	17	0	0	102	Don Beebe	1996-97	6	0	0	36
Robert Tonyan	2018-22	17	0	0	102	Antonio Chatman	2003-05	6	0	0	36
Travis Williams	1967-70	17	0	0	102	Harry Jacobski	1939-44	6	0	0	36
Lou Brock	1940-45	16	2	0	98	Perry Kemp	1988-91	6	0	0	36
Andy Uram	1938-43	16	2	0	98	Marty Norton	1925	6	0	0	36
Phillip Epps	1982-88	16	0	0	96	Andrew Quarless	2010-11, 13-15	6	0	0	36
Hank Bruden	1931-39	15	4	0	94	Walter Stanley	1985-88	6	0	0	36
Jessie Clark	1983-87	15	0	0	90	Charlie Matthey	1922-26	5	0	0	+32
Ron Kramer	1957, 59-64	15	0	0	90	Doug Hart	1964-71	5	0	0	+32
Bob Monnett	1933-38	8	27	5	90	Jack Cloud	1950-51	5	0	0	30
Steve Odum	1974-79	15	0	0	90	Nick Collins	2005-11	5	0	0	30
James Starks	2010-16	15	0	0	90	Kenneth Davis	1986-88	5	0	0	30
Bart Starr	1956-71	15	0	0	90	Bobby Dillon	1952-59	5	0	0	30
Vince Workman	1989-92	15	0	0	90	Gary Ellerson	1985-86	5	0	0	30
Tyrone Davis	1997-2002	14	0	0	*86	Ken Ellis	1970-75	5	0	0	30
Layvie Dilweg	1927-34	14	2	0	86	Rex Enright	1926-27	5	0	0	30
Paul Engebretsen	1934-41	0	43	14	85	Herman Fontenot	1989-90	5	0	0	30
Christian Watson	2022-23	14	0	0	84	Jimmy Graham	2018-19	5	0	0	30
Nolan Luhn	1945-49	13	0	0	+80	Noah Herron	2005-07	5	0	0	30
Richard Rodgers	2014-17	13	0	0	*80	Derrick Mayes	1996-98	5	0	0	30
Brett Favre	1992-2007	13	0	0	78	Harry O'Boyle	1928, 32	1	15	3	30
Clyde Goodnight	1945-49	13	0	0	78	Ken Payne	1974-77	5	0	0	30
Dave Hampton	1969-71	13	0	0	78	Ray Pelfrey	1951-52	5	0	0	30

ALL-TIME SCORING - INDIVIDUAL

COMMUNITY

ADMIN. & COACHES

VETERANS

DRAFT & FREE AGENTS

2023 REVIEW

ALL-TIME SCORING

LAMBEAU FIELD

MISC.

Player	Years	TD	PAT	FG	Pts	Player	Years	TD	PAT	FG	Pts
Pid Purdy	1926-27	1	15	3	30	Lee Roy Caffey	1964-69	2	0	0	12
Jeff Query	1989-91	5	0	0	30	Jack Clancy	1970	2	0	0	12
Al Rose	1932-36	5	0	0	30	Preston Dennard	1985	2	0	0	12
Chuck Sample	1942, 45	5	0	0	30	Clint Didier	1988-89	2	0	0	12
Veryl Switzer	1954-55	5	0	0	30	Rasul Douglas	2021-23	2	0	0	12
Walter Voss	1924	5	0	0	30	Bill DuMoe	1921	2	0	0	12
DeShawn Wynn	2007-08	5	0	0	30	Dick Flaherty	1926	2	0	0	12
Jordan Love	2021-23	4	0	0	*26	Terry Glenn	2002	2	0	0	12
Bill Reichardt	1952	1	5	5	26	Al Harris	2003-09	2	0	0	12
Ade Schwammel	1934-36, 43-44	0	8	6	26	DuJuan Harris	2012, 14	2	0	0	12
Tim Webster	1971	0	8	6	26	Casey Hayward	2012-15	2	0	0	12
Chuck Mercein	1967-69	2	7	2	25	Cal Hubbard	1929-33, 35	2	0	0	12
Willie Wood	1960-71	4	1	0	25	Brett Hundley	2016-17	2	0	0	12
Will Blackmon	2006-09	4	0	0	24	Jack Jacobs	1947-49	2	0	0	12
Jarrett Boykin	2012-14	4	0	0	24	Claudis James	1967-68	2	0	0	12
Charley Brock	1939-47	4	0	0	24	Jeff Janis	2014-17	2	0	0	12
Reggie Cobb	1994	4	0	0	24	M.D. Jennings	2011-13	2	0	0	12
Tom Cook	1948-50	4	0	0	24	Bob Jeter	1963-70	2	0	0	12
Ted Crabtree	2010-12	4	0	0	24	Chester Johnston	1931, 34-38	2	0	0	12
Paul Duhart	1944	4	0	0	24	Charles Jordan	1994-95, 99	2	0	0	12
Ralph Earhart	1948-49	4	0	0	24	Lance Kendricks	2017-18	2	0	0	12
Bob Forte	1946-53	4	0	0	24	Tucker Kraft	2023	2	0	0	12
Earl Gros	1962-63	4	0	0	24	Jake Kumerow	2018-19	2	0	0	12
Spencer Havner	2008-10	4	0	0	24	Walt Landers	1978-79	2	0	0	12
John Hilton	1970	4	0	0	24	Gary Lewis	1981-84	2	0	0	12
Joe Johnson	1954-58	4	0	0	24	Mark Lewis	1985-87	2	0	0	12
Bob Long	1964-67	4	0	0	24	Tim Lewis	1983-86	2	0	0	12
Keith McKenzie	1996-99, 2002	4	0	0	24	Larry Marks	1928	2	0	0	12
Paul Miller	1936-38	4	0	0	24	John Martinkovic	1951-56	2	0	0	12
Dick O'Donnell	1924-30	4	0	0	24	Joel Mason	1942-45	2	0	0	12
Steve Pritko	1949-50	4	0	0	24	Aubrey Matthews	1988-89	2	0	0	12
Del Rodgers	1982, 84	4	0	0	24	Mike McKenzie	1999-2004	2	0	0	12
Bernie Scherer	1936-38	4	0	0	24	Rondell Mealey	2001-02	2	0	0	12
Barry Smith	1973-75	4	0	0	24	Blake Moore	1984-85	2	0	0	12
Dontayvion Wicks	2023	4	0	0	24	Vernand Morency	2006-07	2	0	0	12
Eid Cody	1947-48	2	11	0	23	Ray Nitschke	1958-72	2	0	0	12
Eddie Garcia	1983-84	0	14	3	23	De'Mond Parker	1999-2000	2	0	0	12
Dutch Hendrian	1924	3	0	1	21	Julius Peppers	2014-16	2	0	0	12
Roy McKay	1944-47	3	3	0	21	Damarius Randall	2015-17	2	0	0	12
Tom Nash	1928-32	3	0	0	+20	Allen Rossium	2000-01	2	0	0	12
Paul Fitzgibbon	1930-32	3	1	0	19	Art Schmaehl	1921	2	0	0	12
Steve Atkins	1979-81	3	0	0	18	Herm Schneidman	1935-39	2	0	0	12
Al Baldwin	1950	3	0	0	18	Ben Starret	1942-45	2	0	0	12
Willie Buchanon	1972-78	3	0	0	18	John Thompson	1979-82	2	0	0	12
Lefroy Butler	1990-2001	3	0	0	18	Gabe Wilkins	1984-97	2	0	0	12
Mark Clayton	1993	3	0	0	18	Tramon Williams	2007-14, 18-19	2	0	0	12
Larry Coutre	1950, 53	3	0	0	18	Tyrone Williams	1996-2002	2	0	0	12
Mike Douglass	1978-85	3	0	0	18	Ben Wilson	1967	2	0	0	12
Jug Girard	1948-51	3	0	0	18	Charles Wilson	1990-91	2	0	0	12
Michael Haddix	1989-90	3	0	0	18	Faye Wilson	1930-31	2	0	0	12
Jack Harris	1925-26	3	0	0	18	Ben Agajanian	1961	0	8	1	11
Desmond Howard	1996, 99	3	0	0	18	John Anderson	1978-89	1	1	1	10
Micah Hyde	2013-16	3	0	0	18	Dale Dawson	1988	0	1	3	10
Mark Ingram	1995	3	0	0	18	Tim Harris	1986-90	1	0	0	+10
Clay Matthews	2009-18	3	0	0	18	Whitey Woodin	1922-31	1	4	0	10
Mike Meade	1982-83	3	0	0	18	George Abramson	1925	0	2	2	8
Terry Mickens	1994-97	3	0	0	18	Robert Brown	1982-92	1	0	0	+8
Stan Mills	1922-23	3	0	0	18	Bryce Paup	1990-94	1	0	0	+8
Dom Moselle	1951-52	3	0	0	18	Samori Toure	2022-23	1	0	0	*8
Frankie Neal	1987	3	0	0	18	Frank Balasz	1939-41	1	1	0	7
Don Perkins	1944-45	3	0	0	18	Nate Abrams	1921	1	0	0	6
Roell Preston	1997-98	3	0	0	18	Lionel Aldridge	1963-71	1	0	0	6
Aaron Ripkowski	2015-17	3	0	0	18	Bill Anderson	1965-66	1	0	0	6
Harry Sydney	1992	3	0	0	18	Bert Askison	1975-77	1	0	0	6
Jeff Tagge	1972-74	3	0	0	18	Frank Baker	1931	1	0	0	6
Jerry Thomason	1995-99	3	0	0	18	Nick Barnett	2003-10	1	0	0	6
Hal Van Every	1940-41	3	0	0	18	Norm Barry	1921	1	0	0	6
Randy Wright	1984-88	3	0	0	18	Don Barton	1953	1	0	0	6
Bob Adkins	1940-41, 45	2	4	0	16	Sanjay Beach	1992	1	0	0	6
Willie Davis	1960-69	2	0	0	+16	Wayland Becker	1936-38	1	0	0	6
Booth Lusteg	1969	0	12	1	15	Tony Bennett	1990-93	1	0	0	6
Josiah Deguara	2020-23	2	0	0	+14	Cedric Benson	2012	1	0	0	6
Craig Henrich	1994-97	0	5	3	14	Desmond Bishop	2007-11	1	0	0	6
Mike Michalske	1929-35, 37	2	0	0	+14	J.R. Boone	1953	1	0	0	6
Bruce Smith	1945-48	2	0	0	+14	Zeke Bratkowski	1963-68, 71	1	0	0	6
Marques Anderson	2002-03	2	0	0	12	Bashaad Breeland	2018	1	0	0	6
Carl Bland	1989-90	2	0	0	12	Mark Brunell	1993-94	1	0	0	6
Brandon Bostick	2013-14	2	0	0	12	Morgan Burnett	2010-17	1	0	0	6
Tom Brown	1964-68	2	0	0	12	Bill Butler	1959	1	0	0	6
Terrell Buckley	1992-94	2	0	0	12	Mike Butler	1977-82, 85	1	0	0	6

ALL-TIME SCORING, TEAM (1921-PRESENT)

	GB	Opp	GB	Opp	
Total Points	29,895	26,189	Two-Point Conversions	43	53
Touchdowns	3,642	3,097	Field Goals	1,523	1,530
Rushing	1,302	1,216	Safeties	46	62
Passing	2,024	1,603	Individual	24	
Return	316	278	Team	22	
PAT#	3,296	2,787	#—includes one team PAT (opponent offense on attempt, 1922)		

Player	Years	TD	PAT	FG	Pts
Ivan Cahoon	1926-29	1	0	0	6
DeVondre Campbell	2021-23	1	0	0	6
Lew Carpenter	1959-63	1	0	0	6
Fred Carr	1968-77	1	0	0	6
Ahmad Carroll	2004-06	1	0	0	6
Jim Carter	1970-75, 77-78	1	0	0	6
Joe Carter	1942	1	0	0	6
Paul Christman	1950	1	0	0	6
Jack Concannon	1974	1	0	0	6
Jared Cook	2016	1	0	0	6
Larry Craig	1939-49	1	0	0	6
Bernie Crimmins	1945	1	0	0	6
Tommy Cronin	1922	1	0	0	6
Ray Crouse	1984	1	0	0	6
Jim Crowley	1925	1	0	0	6
Dan Currie	1958-64	1	0	0	6
Dominique Dafney	2020	1	0	0	6
Mike Daniels	2012-18	1	0	0	6
Dave Davis	1971-72	1	0	0	6
Trevor Davis	2016-18	1	0	0	6
Gib Dawson	1953	1	0	0	6
Patrick Dendy	2005-06	1	0	0	6
Dean Dorsey	1988	0	3	1	6
Wally Dreyer	1950	1	0	0	6
Antuan Edwards	1999-2003	1	0	0	6
Doug Evans	1993-97	1	0	0	6
Tony Falkenstein	1943	1	0	0	6
Bobby Jack Floyd	1952	1	0	0	6
Matt Flynn	2008-11, 13-14	1	0	0	6
Joe Francis	1958-59	1	0	0	6
Johnathan Franklin	2013	1	0	0	6
Milton Gardner	1922-26	1	0	0	6
Kabeer Gbaja-Biamila	2000-08	1	0	0	6
Jim Gillette	1947	1	0	0	6
Leland Glass	1972-73	1	0	0	6
Les Goodman	1973-74	1	0	0	6
Johnnie Gray	1975-83	1	0	0	6
Tiger Greene	1986-90	1	0	0	6
Tom Greenfield	1939-41	1	0	0	6
Hank Gremminger	1956-65	1	0	0	6
Joey Hackett	1987-88	1	0	0	6
Korey Hall	2007-10	1	0	0	6
James Hargrove	1987	1	0	0	6
Raymont Harris	1998	1	0	0	6
Maurice Harvey	1981-83	1	0	0	6
Michael Hawthorne	2003-04	1	0	0	6
Aaron Hayden	1997	1	0	0	6
Les Hearden	1924	1	0	0	6
Malik Heath	2023	1	0	0	6
Stan Heath	1949	1	0	0	6
Abdul Hodge	2006	1	0	0	6
Darick Holmes	1998	1	0	0	6
Estus Hood	1978-84	1	0	0	6
Don Horn	1967-70	1	0	0	6
Lynn Howard	1921-22	1	0	0	6
Jason Hunter	2006-08	1	0	0	6
Bob Ingalls	1942	1	0	0	6
Josh Jackson	2018-20	1	0	0	6
Jim Jensen	1981-82	1	0	0	6
Travis Jervey	1995-98	1	0	0	6
Glenn Johnson	1949	1	0	0	6
Randy Johnson	1976	1	0	0	6
Bruce Jones	1927-28	1	0	0	6
Sean Jones	1994-96	1	0	0	6
Henry Jordan	1959-69	1	0	0	6
Jim Keane	1952	1	0	0	6
Bill Kelley	1949	1	0	0	6
Blair Kiel	1988-91	1	0	0	6
George Koonce	1992-99	1	0	0	6
Larry Krause	1970-71, 73-74	1	0	0	6
Bill Larson	1980	1	0	0	6
Charles Lee	2000-01	1	0	0	6
Mark Lee	1980-90	1	0	0	6
Ace Loomis	1951-53	1	0	0	6
Dean Lowry	2016-22	1	0	0	6
Steve Luke	1975-80	1	0	0	6
Marquand Manuel	2006	1	0	0	6
Larry Mason	1988	1	0	0	6
Al Matthews	1970-75	1	0	0	6
Mike P. McCoy	1970-76	1	0	0	6
Lamar McHan	1959-60	1	0	0	6
Steve Meilinger	1958, 60	1	0	0	6
Bo Melton	2023	1	0	0	6
Christine Michael	2016	1	0	0	6
Basil Mitchell	1999-2000	1	0	0	6
Lee Morris	1987	1	0	0	6
Dezman Moses	2012	1	0	0	6
Mark Murphy	1980-85, 87-91	1	0	0	6
Luke Musgrave	2023	1	0	0	6
Ed Neal	1945-51	1	0	0	6
Keisane Nixon	2022-23	1	0	0	6
Brian Noble	1985-93	1	0	0	6
Dan Orlich	1949-51	1	0	0	6
Jonathan Owens	2023	1	0	0	6
Ernie Pannell	1941-42, 45	1	0	0	6

Player	Years	TD	PAT	FG	Pts
Johnny Papit	1953	1	0	0	6
Keith Paskett	1987	1	0	0	6
Shawn Patterson	1988-91, 93	1	0	0	6
Charlie Peprah	2006-08, 10-11	1	0	0	6
Justin Perillo	2014-15	1	0	0	6
Ron Pitts	1988-90	1	0	0	6
B.J. Raji	2009-13, 15	1	0	0	6
Keith Ranspot	1942	1	0	0	6
Ray Riddick	1940-42, 46	1	0	0	6
Alan Risher	1987	1	0	0	6
Andre Rison	1996	1	0	0	6
John Roach	1961-63	1	0	0	6
Koren Robinson	2006-07	1	0	0	6
Quinten Rollins	2015-17	1	0	0	6
Ken Roskie	1948	1	0	0	6
Dan Ross	1986	1	0	0	6
Aaron Rouse	2007-08	1	0	0	6
Russ Saunders	1931	1	0	0	6
Darnell Savage	2019-23	1	0	0	6
Francis Schammel	1937	1	0	0	6
Patrick Scott	1987-88	1	0	0	6
John Simmons	1986	1	0	0	6
Nate Simpson	1977-79	1	0	0	6
Ben Sims	2023	1	0	0	6
Ollie Smith	1976-77	1	0	0	6
Preston Smith	2019-23	1	0	0	6
John Spilis	1969-71	1	0	0	6
Equanimeous St. Brown	2018, 20-21	1	0	0	6
Rebel Steiner	1950-51	1	0	0	6
John Stephens	1993	1	0	0	6
Jace Sternberger	2019-20	1	0	0	6
Ken Stills	1985-89	1	0	0	6
Chandon Sullivan	2019-21	1	0	0	6
Bob Summerhays	1949-51	1	0	0	6
Don Summers	1987	1	0	0	6
Earl Svendsen	1937, 39	1	0	0	6
Karl Swanke	1980-86	1	0	0	6
Len Szafaryn	1950, 53-56	1	0	0	6
Claude Taugher	1922	1	0	0	6
Cliff Taylor	1976	1	0	0	6
Kitrick Taylor	1992	1	0	0	6
Malik Taylor	2020-21	1	0	0	6
Patrick Taylor	2021-23	1	0	0	6
Ryan Taylor	2011-14	1	0	0	6
Lavale Thomas	1987-88	1	0	0	6
Gerald Tinker	1975	1	0	0	6
Scott Tolzien	2013	1	0	0	6
Mike Tomczak	1991	1	0	0	6
Walter Tullis	1978-79	1	0	0	6
Alex Urban	1941, 44-45	1	0	0	6
Eddie Usher	1922, 24	1	0	0	6
Erik Walden	2010-12	1	0	0	6
Quay Walker	2022-23	1	0	0	6
Val Joe Walker	1953-56	1	0	0	6
Wesley Walls	2003	1	0	0	6
Clarence Weathers	1990-91	1	0	0	6
Lyle Wheeler	1921-23	1	0	0	6
Tracy White	2006-07	1	0	0	6
Jesse Whittenton	1958-64	1	0	0	6
Marcus Wilkins	2002-03	1	0	0	6
Clarence Williams	1970-77	1	0	0	6
Perry Williams	1969-73	1	0	0	6
Paul Winslow	1960	1	0	0	6
Dave Conway	1971	0	5	0	5
Joe Ethridge	1949	0	1	1	4
Errol Mann	1968, 76	0	4	0	4
Dave Purefroy	1972-77	0	2	0	+4
Herman Rohrig	1941, 46-47	0	1	1	4
Chet Adams	1943	0	0	1	3
Jaire Alexander	2018-23	0	0	0	+2
Greg Boyd	1983	0	0	0	+2
Bob Brown	1966-73	0	0	0	+2
Curtis Burrow	1988	0	2	0	2
Bill Forester	1953-63	0	0	0	+2
Dave Haner	1952-64	0	0	0	+2
Ted Hendricks	1974	0	0	0	+2
Russell Maryland	2000	0	0	0	+2
Urban Odson	1946-49	0	0	0	+2
John Thierry	2000-01	0	0	0	+2
Tom Toner	1973, 75-77	0	0	0	+2
Dick Weisgerber	1938-40, 42	0	2	0	2
Dick Wildung	1946-51, 53	0	0	0	+2
Cal Clemens	1936	0	1	0	1
Glen Sersonson	1943-45	0	1	0	1
Clayton Tonnmaker	1950, 53-54	0	1	0	1
Rich Wingo	1979, 81-84	0	1	0	1

+—includes safety
 ++—includes two safeties
 *—includes two-point conversion
 **—includes two two-point conversions
 ***—includes three two-point conversions
 ****—includes four two-point conversions

PACKERS VS. THE NFL

REGULAR SEASON

POSTSEASON

PRESEASON

Franchise	First Meeting	REGULAR SEASON						POSTSEASON					PRESEASON			
		W	L	T	Pct	PF	PA	W	L	Pct	PF	PA	W	L	T	
Arizona Cardinals ¹	1921	45	24	4	.652	1,313	987	1	2	.333	106	93	16	7	0	
Atlanta Falcons	1966	17	15	0	.531	803	681	2	2	.500	113	112	5	2	0	
Baltimore Ravens	1998	5	2	0	.714	139	165	0	0	—	0	0	1	1	0	
Buffalo Bills	1974	5	9	0	.357	251	285	0	0	—	0	0	10	4	0	
Carolina Panthers	1996*	11	6	0	.647	475	393	1	0	1.000	30	13	0	1	0	
Chicago Bears ²	1921	106	94	6	.530	3,685	3,520	1	1	.500	35	47	12	5	2	
Cincinnati Bengals	1971	7	7	0	.500	271	310	0	0	—	0	0	6	11	1	
Cleveland Browns ³	1953	13	7	0	.650	480	377	1	0	1.000	23	12	11	14	0	
Dallas Cowboys	1960	17	13	0	.567	720	658	5	4	.556	242	265	9	6	0	
Denver Broncos	1971	7	7	1	.500	328	275	0	1	.000	24	31	3	7	0	
Detroit Lions ⁴	1930	104	76	7	.577	3,995	3,524	2	0	1.000	44	36	1	0	0	
Houston Texans	2004	4	1	0	.800	135	94	0	0	—	0	0	1	1	0	
Indianapolis Colts ⁵	1953	20	23	1	.466	979	1,015	1	0	1.000	13	10	4	5	0	
Jacksonville Jaguars	1995	5	2	0	.714	168	141	0	0	—	0	0	0	2	0	
Kansas City Chiefs ⁶	1966*	5	8	1	.393	269	286	1	0	1.000	35	10	9	10	1	
Las Vegas Raiders ⁷	1967*	8	6	0	.571	333	245	1	0	1.000	33	14	5	7	0	
Los Angeles Chargers ⁸	1970	11	2	0	.846	376	232	0	0	—	0	0	1	2	1	
Los Angeles Rams ⁹	1937	48	46	2	.510	2,201	2,177	2	1	.667	77	70	4	2	0	
Miami Dolphins	1971	6	10	0	.375	313	365	0	0	—	0	0	5	4	0	
Minnesota Vikings	1961	65	57	3	.532	2,773	2,448	1	1	.500	41	41	0	0	0	
New England Patriots ¹⁰	1973	6	6	0	.500	285	255	1	0	1.000	35	21	7	8	0	
New Orleans Saints	1968	18	10	0	.643	755	673	0	0	—	0	0	8	2	0	
New York Giants	1928	29	25	2	.537	1,021	1,004	5	3	.625	189	110	19	9	2	
New York Jets ¹¹	1973	5	9	0	.357	234	319	0	0	—	0	0	6	3	0	
Philadelphia Eagles	1933	27	16	0	.628	920	749	1	2	.333	51	53	7	9	0	
Pittsburgh Steelers ¹²	1933	19	17	0	.528	860	682	1	0	1.000	31	25	15	10	1	
San Francisco 49ers	1950	34	28	1	.548	1,315	1,315	4	6	.400	239	228	2	4	0	
Seattle Seahawks	1976	12	8	0	.600	503	387	3	1	.750	125	98	3	3	0	
Tampa Bay Buccaneers	1977	33	23	1	.588	1,102	957	1	1	.500	47	38	1	1	0	
Tennessee Titans ¹³	1972	6	8	0	.429	326	341	0	0	—	0	0	4	8	0	
Washington Commanders ¹⁴	1932	20	16	1	.556	728	628	2	1	.667	59	40	15	11	0	

* first meeting came in the postseason

Note: From 1921-71, tie games were not included in winning percentage

- ¹—Phoenix Cardinals (1988-93); St. Louis Cardinals (1960-87); Chicago Cardinals (1920-59)
²—Chicago Staleys (1921); Decatur Staleys (1920)
³—Did not play from 1996-98; rejoined league as expansion franchise in 1999
⁴—Portsmouth (Ohio) Spartans (1930-33)
⁵—Baltimore Colts (1953-83); does not include 1950 meeting with original franchise (see defunct teams below)
⁶—Dallas Texans (1960-62)
⁷—Oakland Raiders (1960-81, 1995-2019); Los Angeles Raiders (1982-94)
⁸—Los Angeles Chargers (1960, 2017-present); San Diego Chargers (1961-2016)
⁹—Los Angeles Rams (1946-94, 2016-present); St. Louis Rams (1995-2015); Cleveland Rams (1937-42, 1944-45)
¹⁰—Boston Patriots (1960-70)
¹¹—New York Titans (1960-62)
¹²—Pittsburgh Pirates (1933-39)
¹³—Tennessee Oilers (1997-98); Houston Oilers (1960-96)
¹⁴—Washington Football Team (2020-21); Washington Redskins (1937-2019); Boston Redskins (1933-36); Boston Braves (1932)



PACKERS ALL-TIME VS. DEFUNCT TEAMS (1921-52)

Baltimore Colts ⁵	0-1-0	Milwaukee Badgers	9-0-1
Boston Yanks	3-0-0	Minneapolis Marines/Red Jackets	8-0-0
Brooklyn Dodgers/Tigers	10-0-0	New York Bulldogs/Yanks	2-3-0
Card-Pitt	2-0-0	New York Yankees	1-0-1
Cincinnati Reds	1-0-0	Phil-Pitt Steagles	1-0-0
Cleveland Bulldogs	1-0-0	Pottsville Maroons	1-2-0
Cleveland Indians	1-0-0	Providence Steam Roller	4-0-1
Columbus Panhandles	1-0-0	Racine Legion/Tornadoes	4-3-1
Dallas Texans	2-0-0	Rochester Jeffersons	1-0-0
Dayton Triangles	5-0-0	Rock Island Independents	1-3-1
Detroit Panthers	2-0-0	St. Louis All-Stars	1-0-1
Duluth Kelleys/Eskimos	3-1-1	St. Louis Gunners	1-0-0
Evansville Crimson Giants	1-0-0	Staten Island Stapletons	4-0-0
Frankford Yellow Jackets	5-4-1		
Hammond Pros	3-0-0		
Kansas City Blues	2-0-0		
Louisville Colonels	1-0-0		

* — Franchise folded after 1950 season, replaced in 1953 by current team, which moved to Indianapolis in 1984.

RESULTS BY TEAM

ARIZONA*

- 1921 — Tie, 3-3 (C, Nov. 20)
 1922 — Cardinals, 16-3 (C, Oct. 15)
 1924 — Cardinals, 3-0 (C, Oct. 5)
 1925 — Cardinals, 9-6 (C, Nov. 8)
 1926 — Cardinals, 13-7 (GB, Oct. 10)
 Packers, 3-0 (C, Oct. 31)
 1927 — Packers, 13-0 (GB, Oct. 16)
 Tie, 6-6 (C, Nov. 6)
 1928 — Packers, 20-0 (GB, Oct. 14)
 1929 — Packers, 9-2 (GB, Oct. 6)
 Packers, 7-6 (C, Oct. 27)
 Packers, 12-0 (C, Nov. 17)
 1930 — Packers, 14-0 (GB, Sept. 21)
 Cardinals, 13-6 (C, Nov. 16)
 1931 — Packers, 26-7 (GB, Oct. 11)
 Cardinals, 21-13 (C, Nov. 15)
 1932 — Packers, 15-7 (GB, Sept. 18)
 Packers, 19-9 (C, Nov. 6)
 1933 — Packers, 14-6 (C, Nov. 5)
 1934 — Packers, 15-0 (GB, Oct. 21)
 Cardinals, 9-0 (Milw., Nov. 18)
 Cardinals, 6-0 (C, Nov. 29)
 1935 — Cardinals, 7-6 (GB, Sept. 15)
 Cardinals, 3-0 (Milw., Oct. 13)
 Cardinals, 9-7 (C, Nov. 28)
 1936 — Packers, 10-7 (GB, Sept. 13)
 Packers, 24-0 (Milw., Oct. 4)
 Tie, 0-0 (C, Dec. 6)
 1937 — Cardinals, 14-7 (GB, Sept. 12)
 Packers, 34-13 (Milw., Oct. 10)
 1938 — Packers, 28-7 (Milw., Sept. 25)
 Packers, 24-22 (Buffalo, Sept. 28)
 1939 — Packers, 14-10 (GB, Sept. 17)
 Packers, 27-20 (Milw., Oct. 8)
 1940 — Packers, 31-6 (Milw., Sept. 29)
 Packers, 28-7 (C, Nov. 10)
 1941 — Packers, 14-13 (Milw., Oct. 5)
 Packers, 17-9 (GB, Nov. 16)
 1942 — Packers, 17-13 (C, Oct. 4)
 Packers, 55-24 (GB, Nov. 1)
 1943 — Packers, 28-7 (C, Oct. 3)
 Packers, 35-14 (Milw., Nov. 14)
 1945 — Packers, 33-14 (GB, Oct. 28)
 1946 — Packers, 19-7 (C, Nov. 10)
 Cardinals, 24-6 (GB, Nov. 24)
 1947 — Cardinals, 14-10 (GB, Oct. 12)
 Cardinals, 21-20 (C, Nov. 16)
 1948 — Cardinals, 17-7 (Milw., Oct. 10)
 Cardinals, 42-7 (C, Dec. 5)
 1949 — Cardinals, 39-17 (Milw., Oct. 16)
 Cardinals, 41-21 (C, Nov. 27)
 1955 — Packers, 31-14 (GB, Nov. 13)
 1956 — Packers, 24-21 (C, Dec. 2)
 1962 — Packers, 17-0 (Milw., Sept. 23)
 1963 — Packers, 30-7 (StL., Oct. 20)
 1967 — Packers, 31-23 (StL., Oct. 30)
 1969 — Packers, 45-28 (GB, Dec. 21)
 1971 — Tie, 16-16 (StL., Dec. 5)
 1973 — Packers, 25-21 (GB, Nov. 11)
 1976 — Cardinals, 29-0 (StL., Sept. 19)
 1982 — **Packers, 41-16 (GB, Jan. 8, 1983)
 1984 — Packers, 24-23 (GB, Sept. 2)
 1985 — Cardinals, 43-28 (StL., Sept. 29)
 1988 — Packers, 26-17 (P, Dec. 18)
 1990 — Packers, 24-21 (P, Nov. 18)
 1999 — Packers, 49-24 (GB, Jan. 2, 2000)
 2000 — Packers, 29-3 (Ari., Sept. 24)
 2003 — Cardinals, 20-13 (Ari., Sept. 21)
 2006 — Packers, 31-14 (GB, Oct. 29)
 2009 — Packers, 33-7 (Ari., Jan. 3, 2010)
 ***Cardinals, 51-45 OT (Ari., Jan. 10, 2010)
 2012 — Packers, 31-17 (GB, Nov. 4)
 2015 — Cardinals, 38-8 (Ari., Dec. 27)
 +Cardinals, 26-20 OT (Ari., Jan. 16, 2016)
 2018 — Cardinals, 20-17 (GB, Dec. 2)
 2021 — Packers, 24-21 (Ari., Oct. 28)

*Franchise location known as

Phoenix prior to 1994, located in St. Louis prior to 1988, and in Chicago prior to 1960

**NFC First-Round Playoff

***NFC Wild Card Playoff

+NFC Divisional Playoff

ATLANTA

- 1966 — Packers, 56-3 (Milw., Oct. 23)
 1967 — Packers, 23-0 (Milw., Oct. 1)
 1968 — Packers, 38-7 (A, Oct. 6)
 1969 — Packers, 28-10 (GB, Oct. 26)
 1970 — Packers, 27-24 (GB, Sept. 27)
 1971 — Falcons, 28-21 (A, Nov. 22)
 1972 — Falcons, 10-9 (Milw., Oct. 22)
 1974 — Falcons, 10-3 (A, Dec. 15)
 1975 — Packers, 22-13 (GB, Dec. 21)
 1976 — Packers, 24-20 (A, Dec. 12)
 1979 — Falcons, 25-7 (A, Oct. 7)
 1981 — Falcons, 31-17 (GB, Sept. 13)
 1982 — Packers, 38-7 (A, Dec. 26)
 1983 — Falcons, 47-41 OT (A, Nov. 27)
 1988 — Falcons, 20-0 (A, Nov. 6)
 1989 — Packers, 23-21 (Milw., Oct. 1)
 1991 — Falcons, 35-31 (A, Dec. 1)
 1992 — Falcons, 24-10 (A, Oct. 4)
 1994 — Packers, 21-17 (Milw., Dec. 18)
 1995 — *Packers, 37-20 (GB, Dec. 31)
 2001 — Falcons, 23-20 (GB, Nov. 18)
 2002 — Packers, 37-34 OT (GB, Sept. 8)
 *Falcons, 27-7 (GB, Jan. 4, 2003)
 2005 — Packers, 33-25 (A, Nov. 13)
 2008 — Falcons, 27-24 (GB, Oct. 5)
 2010 — Falcons, 20-17 (A, Nov. 28)
 **Packers, 48-21 (A, Jan. 15, 2011)
 2011 — Packers, 25-14 (A, Oct. 9)
 2013 — Packers, 22-21 (GB, Dec. 8)
 2014 — Packers, 43-37 (GB, Dec. 8)
 2016 — Falcons, 33-32 (A, Oct. 30)
 +Falcons, 44-21 (A, Jan. 22, 2017)
 2017 — Falcons, 34-23 (A, Sept. 17)
 2018 — Packers, 34-20 (GB, Dec. 9)
 2020 — Packers, 30-16 (GB, Oct. 5)
 2023 — Falcons, 25-24 (A, Sept. 17)

*NFC Wild Card Playoff

**NFC Divisional Playoff

+NFC Championship

BALTIMORE

- 1998 — Packers, 28-10 (GB, Oct. 25)
 2001 — Packers, 31-23 (GB, Oct. 14)
 2005 — Ravens, 48-3 (B, Dec. 19)
 2009 — Packers, 27-14 (GB, Dec. 7)
 2013 — Packers, 19-17 (B, Oct. 13)
 2017 — Ravens, 23-0 (GB, Nov. 19)
 2021 — Packers, 31-30 (B, Dec. 19)

BUFFALO

- 1974 — Bills, 27-7 (GB, Oct. 6)
 1979 — Bills, 19-12 (B, Nov. 18)
 1982 — Packers, 33-21 (Milw., Dec. 5)
 1988 — Bills, 28-0 (B, Oct. 14)
 1991 — Bills, 34-24 (Milw., Nov. 10)
 1994 — Bills, 29-20 (B, Nov. 20)
 1997 — Packers, 31-21 (GB, Dec. 20)
 2000 — Bills, 27-18 (B, Sept. 10)
 2002 — Packers, 10-0 (GB, Dec. 22)
 2006 — Bills, 24-10 (B, Nov. 5)
 2010 — Packers, 34-7 (GB, Sept. 19)
 2014 — Bills, 21-13 (B, Dec. 14)
 2018 — Packers, 22-0 (GB, Sept. 30)
 2022 — Bills, 27-17 (B, Oct. 30)

CAROLINA

- 1996 — *Packers, 30-13 (GB, Jan. 12, 1997)
 1997 — Packers, 31-10 (C, Dec. 14)
 1998 — Packers, 37-30 (C, Sept. 27)
 1999 — Panthers, 33-31 (GB, Dec. 12)
 2000 — Panthers, 31-14 (C, Nov. 27)
 2001 — Packers, 28-7 (C, Sept. 30)
 2002 — Packers, 17-14 (GB, Sept. 29)
 2004 — Packers, 24-14 (C, Sept. 13)
 2005 — Panthers, 32-29 (C, Oct. 3)
 2007 — Packers, 31-17 (GB, Nov. 18)
 2008 — Panthers, 35-31 (GB, Nov. 30)
 2011 — Packers, 30-23 (C, Sept. 18)
 2014 — Packers, 38-17 (GB, Oct. 19)
 2015 — Panthers, 37-29 (C, Nov. 8)
 2017 — Panthers, 31-24 (C, Dec. 17)
 2019 — Packers, 24-16 (GB, Nov. 10)
 2020 — Packers, 24-16 (GB, Dec. 19)
 2023 — Packers, 33-30 (C, Dec. 24)
 *NFC Championship

CHICAGO*

- 1921 — *Staleys, 20-0 (C, Nov. 27)
 1923 — Bears, 3-0 (GB, Oct. 14)
 1924 — Bears, 3-0 (C, Nov. 23)
 1925 — Packers, 14-10 (GB, Sept. 27)
 Bears, 21-0 (C, Nov. 22)
 1926 — Tie, 6-6 (GB, Sept. 26)
 Bears, 19-13 (C, Nov. 21)
 1974 — Tie, 3-3 (C, Dec. 19)
 1927 — Bears, 7-6 (GB, Oct. 2)
 Bears, 14-6 (C, Nov. 20)
 1928 — Tie, 12-12 (GB, Sept. 30)
 Packers, 16-6 (C, Oct. 21)
 Packers, 6-0 (C, Dec. 9)
 1929 — Packers, 23-0 (GB, Sept. 29)
 Packers, 14-0 (C, Nov. 10)
 Packers, 25-0 (C, Dec. 8)
 1930 — Packers, 7-0 (GB, Sept. 28)
 Packers, 13-12 (C, Nov. 9)
 Bears, 21-0 (C, Dec. 7)
 1931 — Packers, 7-0 (GB, Sept. 27)
 Cardinals, 6-2 (C, Nov. 1)
 Bears, 7-6 (C, Dec. 6)
 1932 — Tie, 0-0 (GB, Sept. 25)
 Packers, 2-0 (C, Oct. 16)
 Bears, 9-0 (C, Dec. 11)
 1933 — Bears, 14-7 (GB, Sept. 24)
 Bears, 10-7 (C, Oct. 22)
 Bears, 7-6 (C, Dec. 10)
 1934 — Bears, 24-10 (GB, Sept. 23)
 Bears, 27-14 (C, Oct. 28)
 1935 — Packers, 7-0 (GB, Sept. 22)
 Packers, 17-14 (C, Oct. 27)
 1936 — Bears, 30-3 (GB, Sept. 20)
 Packers, 21-10 (C, Nov. 1)
 1937 — Bears, 14-2 (GB, Sept. 19)
 Packers, 24-14 (C, Nov. 7)
 1938 — Bears, 2-0 (GB, Sept. 18)
 Packers, 24-17 (C, Nov. 6)
 1939 — Packers, 21-16 (GB, Sept. 4)
 Bears, 30-27 (C, Nov. 5)
 1940 — Bears, 41-10 (GB, Sept. 22)
 Bears, 14-7 (C, Nov. 3)
 1941 — Bears, 25-17 (GB, Sept. 28)
 Packers, 16-14 (C, Nov. 2)
 **Bears, 33-14 (C, Dec. 14)
 1942 — Bears, 44-28 (GB, Sept. 27)
 Bears, 38-7 (C, Nov. 15)
 1943 — Tie, 21-21 (GB, Sept. 26)
 Bears, 21-7 (C, Nov. 7)
 1944 — Packers, 42-28 (GB, Sept. 24)
 Bears, 21-0 (C, Nov. 5)
 1945 — Packers, 31-21 (GB, Sept. 30)
 Bears, 28-24 (C, Nov. 4)
 1946 — Bears, 30-7 (GB, Sept. 29)
 Bears, 10-7 (C, Nov. 3)
 1947 — Packers, 29-20 (GB, Sept. 28)
 Bears, 20-17 (C, Nov. 9)
 1948 — Bears, 45-7 (GB, Sept. 26)
 Bears, 7-6 (C, Nov. 14)
 1949 — Bears, 17-0 (GB, Sept. 25)
 Bears, 24-3 (C, Nov. 6)
 1950 — Packers, 31-21 (GB, Oct. 1)
 Bears, 28-14 (C, Oct. 15)
 1951 — Bears, 31-20 (GB, Sept. 30)
 Bears, 24-13 (C, Nov. 18)
 1952 — Bears, 24-14 (GB, Sept. 28)
 Packers, 41-28 (C, Nov. 9)
 1953 — Bears, 17-13 (GB, Oct. 4)
 Tie, 21-21 (C, Nov. 8)
 1954 — Bears, 10-3 (GB, Oct. 3)
 Bears, 28-23 (C, Nov. 7)
 1955 — Packers, 24-3 (GB, Oct. 2)
 Bears, 52-31 (C, Nov. 6)
 1956 — Bears, 37-21 (GB, Oct. 7)
 Bears, 38-14 (C, Nov. 11)
 1957 — Packers, 21-17 (GB, Sept. 29)
 Bears, 21-14 (C, Nov. 10)
 1958 — Bears, 34-20 (GB, Sept. 28)
 Bears, 24-10 (C, Nov. 9)
 1959 — Packers, 9-6 (GB, Sept. 27)
 Bears, 28-17 (C, Nov. 8)
 1960 — Bears, 17-14 (GB, Sept. 25)
 Packers, 41-13 (C, Dec. 4)
 1961 — Packers, 24-0 (GB, Oct. 1)
 Packers, 31-28 (C, Nov. 12)

CHICAGO *continued*

- 1962 — Packers, 49-0 (GB, Sept. 30)
Packers, 38-7 (C, Nov. 4)
- 1963 — Bears, 10-3 (GB, Sept. 15)
Bears, 26-7 (C, Nov. 17)
- 1964 — Packers, 23-12 (GB, Sept. 13)
Packers, 17-3 (C, Dec. 5)
- 1965 — Packers, 23-14 (GB, Oct. 3)
Bears, 31-10 (C, Oct. 31)
- 1966 — Packers, 17-0 (C, Oct. 16)
Packers, 13-6 (GB, Nov. 20)
- 1967 — Packers, 13-10 (GB, Sept. 24)
Packers, 17-13 (C, Nov. 26)
- 1968 — Bears, 13-10 (GB, Nov. 3)
Packers, 28-27 (C, Dec. 15)
- 1969 — Packers, 17-0 (GB, Sept. 21)
Packers, 21-3 (C, Dec. 14)
- 1970 — Packers, 20-19 (GB, Nov. 15)
Bears, 35-17 (C, Dec. 13)
- 1971 — Packers, 17-14 (C, Nov. 7)
Packers, 31-10 (GB, Dec. 12)
- 1972 — Packers, 20-17 (GB, Oct. 8)
Packers, 23-17 (C, Nov. 12)
- 1973 — Bears, 31-17 (GB, Nov. 4)
Packers, 21-0 (C, Dec. 16)
- 1974 — Bears, 10-9 (C, Oct. 21)
Packers, 20-3 (Milw, Nov. 10)
- 1975 — Bears, 27-14 (C, Nov. 9)
Packers, 28-7 (GB, Nov. 30)
- 1976 — Bears, 24-13 (C, Nov. 14)
Bears, 16-10 (GB, Nov. 28)
- 1977 — Bears, 26-0 (GB, Oct. 30)
Bears, 21-10 (C, Dec. 11)
- 1978 — Packers, 24-14 (GB, Oct. 8)
Bears, 14-0 (C, Dec. 10)
- 1979 — Bears, 6-3 (C, Sept. 2)
Bears, 15-14 (GB, Dec. 9)
- 1980 — Packers, 12-6 OT (GB, Sept. 7)
Bears, 61-7 (C, Dec. 7)
- 1981 — Packers, 16-9 (C, Sept. 6)
Packers, 21-17 (GB, Nov. 15)
- 1983 — Packers, 31-28 (GB, Dec. 4)
Bears, 23-21 (C, Dec. 18)
- 1984 — Bears, 9-7 (GB, Sept. 16)
Packers, 20-14 (C, Dec. 9)
- 1985 — Bears, 23-7 (C, Oct. 21)
Bears, 16-10 (GB, Nov. 3)
- 1986 — Bears, 25-12 (GB, Sept. 22)
Bears, 12-10 (C, Nov. 23)
- 1987 — Bears, 26-24 (GB, Nov. 8)
Bears, 23-10 (C, Nov. 29)
- 1988 — Bears, 24-6 (GB, Sept. 25)
Bears, 16-0 (C, Nov. 27)
- 1989 — Packers, 14-13 (GB, Nov. 5)
Packers, 40-28 (C, Dec. 17)
- 1990 — Bears, 31-13 (GB, Sept. 16)
Bears, 27-13 (C, Oct. 7)
- 1991 — Bears, 10-0 (GB, Oct. 17)
Bears, 27-13 (C, Dec. 8)
- 1992 — Bears, 30-10 (GB, Oct. 25)
Packers, 17-3 (C, Nov. 22)
- 1993 — Packers, 17-3 (GB, Oct. 31)
Bears, 30-17 (C, Dec. 5)
- 1994 — Packers, 33-6 (C, Oct. 31)
Packers, 40-3 (GB, Dec. 11)
- 1995 — Packers, 27-24 (C, Sept. 11)
Packers, 35-28 (GB, Nov. 12)
- 1996 — Packers, 37-6 (C, Oct. 6)
Packers, 28-17 (GB, Dec. 1)
- 1997 — Packers, 38-24 (GB, Sept. 1)
Packers, 24-23 (C, Oct. 12)
- 1998 — Packers, 26-20 (GB, Dec. 13)
Packers, 16-13 (C, Dec. 27)
- 1999 — Bears, 14-13 (GB, Nov. 7)
Packers, 35-19 (C, Dec. 5)
- 2000 — Bears, 27-24 (GB, Oct. 1)
Packers, 28-6 (C, Dec. 3)
- 2001 — Packers, 20-12 (C, Nov. 11)
Packers, 17-7 (GB, Dec. 9)
- 2002 — Packers, 34-21 (Champaign, Oct. 7)
Packers, 30-20 (GB, Dec. 1)
- 2003 — Packers, 38-23 (C, Sept. 29)
Packers, 34-21 (GB, Dec. 7)
- 2004 — Bears, 21-10 (GB, Sept. 19)
Packers, 31-14 (C, Jan. 2, 2005)
- 2005 — Bears, 19-7 (C, Dec. 4)
Bears, 24-17 (GB, Dec. 25)

- 2006 — Bears, 26-0 (GB, Sept. 10)
Packers, 26-7 (C, Dec. 31)
- 2007 — Bears, 27-20 (GB, Oct. 7)
Bears, 35-7 (C, Dec. 23)
- 2008 — Packers, 37-3 (GB, Nov. 16)
Bears, 20-17 OT (C, Dec. 22)
- 2009 — Packers, 21-15 (GB, Sept. 13)
Packers, 21-14 (C, Dec. 13)
- 2010 — Bears, 20-17 (C, Sept. 27)
Packers, 10-3 (GB, Jan. 2, 2011)
+Packers, 21-14 (C, Jan. 23, 2011)
- 2011 — Packers, 27-17 (C, Sept. 25)
Packers, 35-21 (GB, Dec. 25)
- 2012 — Packers, 23-10 (GB, Sept. 13)
Packers, 21-13 (C, Dec. 16)
- 2013 — Bears, 27-20 (GB, Nov. 4)
Packers, 33-28 (C, Dec. 29)
- 2014 — Packers, 38-17 (C, Sept. 28)
Packers, 55-14 (GB, Nov. 9)
- 2015 — Packers, 31-23 (C, Sept. 13)
Bears, 17-13 (GB, Nov. 26)
- 2016 — Packers, 26-10 (GB, Oct. 20)
Packers, 30-27 (C, Dec. 18)
- 2017 — Packers, 35-14 (GB, Sept. 28)
Packers, 23-16 (C, Nov. 12)
- 2018 — Packers, 24-23 (GB, Sept. 9)
Bears, 24-17 (C, Dec. 16)
- 2019 — Packers, 10-3 (C, Sept. 5)
Packers, 21-13 (GB, Dec. 15)
- 2020 — Packers, 41-25 (GB, Nov. 29)
Packers, 35-16 (C, Jan. 3, 2021)
- 2021 — Packers, 24-14 (C, Oct. 17)
Packers, 45-30 (GB, Dec. 12)
- 2022 — Packers, 27-10 (GB, Sept. 18)
Packers, 28-19 (C, Dec. 4)
- 2023 — Packers, 38-20 (C, Sept. 10)
Packers, 17-9 (GB, Jan. 7, 2024)

*Bears known as Staleys prior to 1922

**Western Division Playoff

+NFC Championship

CINCINNATI

- 1971 — Packers, 20-17 (GB, Oct. 3)
- 1976 — Bengals, 28-7 (C, Sept. 26)
- 1977 — Bengals, 17-7 (Milw, Oct. 9)
- 1980 — Packers, 14-9 (GB, Oct. 5)
- 1983 — Bengals, 34-14 (C, Oct. 30)
- 1986 — Bengals, 34-28 (Milw, Oct. 5)
- 1992 — Packers, 24-23 (GB, Sept. 20)
- 1995 — Packers, 24-10 (GB, Dec. 3)
- 1998 — Packers, 13-6 (C, Sept. 20)
- 2005 — Bengals, 21-14 (C, Oct. 30)
- 2009 — Bengals, 31-24 (GB, Sept. 20)
- 2013 — Bengals, 34-30 (C, Sept. 22)
- 2017 — Packers, 27-24 OT (GB, Sept. 24)
- 2021 — Packers, 25-22 OT (C, Oct. 10)

CLEVELAND

- 1953 — Browns, 27-0 (Milw, Sept. 27)
- 1955 — Browns, 41-10 (C, Oct. 23)
- 1956 — Browns, 24-7 (Milw, Nov. 4)
- 1961 — Packers, 49-17 (C, Oct. 15)
- 1964 — Packers, 28-21 (Milw, Nov. 22)
- 1965 — *Packers, 33-12 (GB, Jan. 2, 1966)
- 1966 — Packers, 21-20 (C, Sept. 18)
- 1967 — Packers, 55-7 (Milw, Nov. 12)
- 1969 — Browns, 20-7 (C, Dec. 7)
- 1972 — Packers, 26-10 (C, Sept. 17)
- 1980 — Browns, 26-21 (C, Oct. 19)
- 1983 — Packers, 35-21 (Milw, Nov. 6)
- 1986 — Packers, 17-14 (C, Oct. 19)
- 1992 — Browns, 17-6 (C, Oct. 18)
- 1995 — Packers, 31-20 (C, Nov. 19)
- 2001 — Packers, 30-7 (GB, Dec. 23)
- 2005 — Browns, 26-24 (GB, Sept. 18)
- 2009 — Packers, 31-3 (C, Oct. 25)
- 2013 — Packers, 31-13 (GB, Oct. 20)
- 2017 — Packers, 27-21 OT (C, Dec. 10)
- 2021 — Packers, 24-22 (GB, Dec. 25)
- *NFL Championship

DALLAS

- 1960 — Packers, 41-7 (GB, Nov. 13)
- 1964 — Packers, 45-21 (D, Nov. 29)
- 1965 — Packers, 13-3 (Milw, Oct. 24)
- 1966 — *Packers, 34-27 (D, Jan. 1, 1967)
- 1967 — *Packers, 21-17 (GB, Dec. 31)
- 1968 — Packers, 28-17 (D, Oct. 28)

- 1970 — Cowboys, 16-3 (D, Nov. 26)
- 1972 — Packers, 16-13 (Milw, Oct. 1)
- 1975 — Packers, 19-17 (D, Oct. 19)
- 1978 — Cowboys, 42-14 (Milw, Nov. 12)
- 1980 — Cowboys, 26-7 (Milw, Sept. 28)
- 1982 — **Cowboys, 37-26 (D, Jan. 16, 1983)
- 1984 — Cowboys, 20-6 (D, Sept. 23)
- 1989 — Packers, 31-13 (GB, Oct. 8)
Packers, 20-10 (D, Dec. 24)
- 1991 — Cowboys, 20-17 (Milw, Oct. 6)
- 1993 — Cowboys, 36-14 (D, Oct. 3)
+Cowboys, 27-17 (D, Jan. 16, 1994)
- 1994 — Cowboys, 42-31 (D, Nov. 24)
+Cowboys, 35-9 (D, Jan. 8, 1995)
- 1995 — Cowboys, 34-24 (D, Oct. 8)
++Cowboys, 38-27 (D, Jan. 14, 1996)
- 1996 — Cowboys, 21-6 (D, Nov. 18)
- 1997 — Packers, 45-17 (GB, Nov. 23)
- 1999 — Cowboys, 27-13 (D, Nov. 14)
- 2004 — Packers, 41-20 (GB, Oct. 24)
- 2007 — Cowboys, 37-27 (D, Nov. 29)
- 2008 — Cowboys, 27-16 (GB, Sept. 21)
- 2009 — Packers, 17-7 (GB, Nov. 15)
- 2010 — Packers, 45-7 (GB, Nov. 7)
- 2013 — Packers, 37-36 (D, Dec. 15)
- 2014 — +Packers, 26-21 (GB, Jan. 11, 2015)
- 2015 — Packers, 28-7 (GB, Dec. 13)
- 2016 — Cowboys, 30-16 (GB, Oct. 16)
+Packers, 34-31 (D, Jan. 15, 2017)
- 2017 — Packers, 35-31 (D, Oct. 8)
- 2019 — Packers, 34-24 (D, Oct. 6)
- 2022 — Packers, 31-28 OT (GB, Nov. 13)
- 2023 — +++Packers, 48-32 (D, Jan. 14, 2024)
- *NFL Championship
**NFC Second-Round Playoff
+NFC Divisional Playoff
++NFC Championship
+++NFC Wild Card Playoff

DENVER

- 1971 — Packers, 34-13 (Milw, Sept. 26)
- 1975 — Broncos, 23-13 (D, Sept. 29)
- 1978 — Broncos, 16-3 (D, Nov. 19)
- 1984 — Broncos, 17-14 (D, Oct. 15)
- 1987 — Tie, 17-17 OT (Milw, Sept. 20)
- 1990 — Broncos, 22-13 (D, Dec. 30)
- 1993 — Packers, 30-27 (GB, Oct. 10)
- 1996 — Packers, 41-6 (GB, Dec. 8)
- 1997 — *Broncos, 31-24 (SD, Jan. 25, 1998)
- 1999 — Broncos, 31-10 (D, Oct. 17)
- 2003 — Packers, 31-3 (GB, Dec. 28)
- 2007 — Packers, 19-13 OT (D, Oct. 29)
- 2011 — Packers, 49-23 (GB, Oct. 2)
- 2015 — Broncos, 29-10 (D, Nov. 1)
- 2019 — Packers, 27-16 (GB, Sept. 22)
- 2023 — Broncos, 19-17 (D, Oct. 22)
- *Super Bowl XXXII

DETROIT*

- 1930 — Packers, 47-13 (GB, Nov. 2)
Tie, 6-6 (P, Dec. 14)
- 1932 — Packers, 15-10 (GB, Oct. 9)
Spartans, 19-0 (P, Dec. 4)
- 1933 — Packers, 17-0 (GB, Oct. 8)
Spartans, 7-0 (P, Nov. 12)
- 1934 — Lions, 3-0 (GB, Oct. 7)
Packers, 3-0 (D, Nov. 25)
- 1935 — Packers, 13-9 (Milw, Oct. 20)
Packers, 31-7 (GB, Nov. 10)
Lions, 20-10 (D, Nov. 17)
- 1936 — Packers, 20-18 (GB, Oct. 18)
Packers, 26-17 (D, Nov. 29)
- 1937 — Packers, 26-6 (GB, Oct. 3)
Packers, 14-13 (D, Oct. 31)
- 1938 — Lions, 17-7 (GB, Oct. 9)
Packers, 28-7 (D, Nov. 13)
- 1939 — Packers, 26-7 (GB, Oct. 22)
Packers, 12-7 (D, Dec. 3)
- 1940 — Lions, 23-14 (GB, Oct. 20)
Packers, 50-7 (D, Nov. 24)
- 1941 — Packers, 23-0 (GB, Sept. 14)
Packers, 24-7 (D, Oct. 26)
- 1942 — Packers, 38-7 (Milw, Oct. 11)
Packers, 28-7 (D, Oct. 25)
- 1943 — Packers, 35-14 (GB, Oct. 10)
Packers, 27-6 (D, Oct. 24)
- 1944 — Packers, 27-6 (Milw, Oct. 1)
- 1945 — Packers, 57-21 (Milw, Oct. 7)
Lions, 14-3 (D, Dec. 2)

DETROIT *continued*

- 1946 — Packers, 10-7 (Milw, Oct. 27)
Packers, 9-0 (D, Nov. 17)
- 1947 — Packers, 34-17 (GB, Oct. 26)
Packers, 35-14 (D, Dec. 7)
- 1948 — Packers, 33-21 (GB, Oct. 3)
Lions, 24-20 (D, Oct. 31)
- 1949 — Packers, 16-14 (Milw, Oct. 30)
Lions, 21-7 (D, Dec. 11)
- 1950 — Lions, 45-7 (GB, Sept. 17)
Lions, 24-21 (D, Nov. 19)
- 1951 — Lions, 24-17 (GB, Nov. 4)
Lions, 52-35 (D, Nov. 22)
- 1952 — Lions, 52-17 (GB, Oct. 26)
Lions, 48-24 (D, Nov. 27)
- 1953 — Lions, 14-7 (GB, Nov. 15)
Lions, 34-15 (D, Nov. 26)
- 1954 — Lions, 21-17 (GB, Nov. 21)
Lions, 28-24 (D, Nov. 25)
- 1955 — Packers, 20-17 (GB, Sept. 25)
Lions, 24-10 (D, Nov. 24)
- 1956 — Lions, 20-16 (GB, Sept. 30)
Packers, 24-20 (D, Nov. 22)
- 1957 — Lions, 24-14 (GB, Oct. 6)
Lions, 18-6 (D, Nov. 28)
- 1958 — Tie, 13-13 (GB, Oct. 5)
Lions, 24-14 (D, Nov. 27)
- 1959 — Packers, 28-10 (GB, Oct. 4)
Packers, 24-17 (D, Nov. 26)
- 1960 — Packers, 28-9 (GB, Oct. 2)
Lions, 23-10 (D, Nov. 24)
- 1961 — Lions, 17-13 (Milw, Sept. 17)
Packers, 17-9 (D, Nov. 23)
- 1962 — Packers, 9-7 (GB, Oct. 7)
Lions, 26-14 (D, Nov. 22)
- 1963 — Packers, 31-10 (Milw, Sept. 22)
Tie, 13-13 (D, Nov. 28)
- 1964 — Packers, 14-10 (D, Sept. 28)
Packers, 30-7 (GB, Nov. 8)
- 1965 — Packers, 31-21 (D, Oct. 17)
Lions, 12-7 (GB, Nov. 7)
- 1966 — Packers, 23-14 (GB, Oct. 2)
Packers, 31-7 (D, Oct. 30)
- 1967 — Tie, 17-17 (GB, Sept. 17)
Packers, 27-17 (D, Oct. 8)
- 1968 — Lions, 23-17 (GB, Sept. 29)
Tie, 14-14 (D, Oct. 20)
- 1969 — Packers, 28-17 (D, Oct. 12)
Lions, 16-10 (GB, Nov. 23)
- 1970 — Lions, 40-0 (GB, Sept. 20)
Lions, 20-0 (D, Dec. 20)
- 1971 — Lions, 31-28 (D, Oct. 10)
Tie, 14-14 (Milw, Nov. 1)
- 1972 — Packers, 24-23 (D, Oct. 16)
Packers, 33-7 (GB, Dec. 3)
- 1973 — Tie, 13-13 (GB, Sept. 23)
Lions, 34-0 (D, Oct. 28)
- 1974 — Packers, 21-19 (Milw, Sept. 29)
Lions, 19-17 (D, Oct. 27)
- 1975 — Lions, 30-16 (Milw, Sept. 21)
Lions, 13-10 (D, Nov. 16)
- 1976 — Packers, 24-14 (GB, Oct. 3)
Lions, 27-6 (D, Oct. 31)
- 1977 — Lions, 10-6 (D, Oct. 16)
Packers, 10-9 (GB, Dec. 4)
- 1978 — Packers, 13-7 (D, Sept. 3)
Packers, 35-14 (Milw, Oct. 1)
- 1979 — Packers, 24-16 (Milw, Oct. 14)
Packers, 18-13 (D, Dec. 15)
- 1980 — Lions, 29-7 (Milw, Sept. 14)
Lions, 24-3 (D, Dec. 21)
- 1981 — Lions, 31-27 (D, Oct. 25)
Packers, 31-17 (GB, Dec. 6)
- 1982 — Lions, 30-10 (GB, Dec. 12)
Lions, 27-24 (D, Jan. 2, 1983)
- 1983 — Lions, 38-14 (D, Oct. 9)
Lions, 23-20 OT (Milw, Nov. 30)
- 1984 — Packers, 41-9 (GB, Oct. 28)
Lions, 31-28 (D, Nov. 22)
- 1985 — Packers, 43-10 (GB, Oct. 6)
Packers, 26-23 (D, Dec. 15)
- 1986 — Lions, 21-14 (GB, Oct. 12)
Packers, 44-40 (D, Nov. 27)
- 1987 — Lions, 19-16 OT (GB, Oct. 11)
Packers, 34-33 (D, Oct. 25)
- 1988 — Lions, 19-9 (Milw, Nov. 20)
Lions, 30-14 (D, Dec. 4)
- 1989 — Packers, 23-20 OT (Milw, Oct. 29)
Lions, 31-22 (D, Nov. 12)

- 1990 — Packers, 24-21 (D, Sept. 30)
Lions, 24-17 (GB, Dec. 22)
- 1991 — Lions, 23-14 (D, Sept. 8)
Lions, 21-17 (GB, Dec. 15)
- 1992 — Packers, 27-13 (D, Nov. 1)
Packers, 38-10 (Milw, Dec. 6)
- 1993 — Packers, 26-17 (Milw, Nov. 21)
Lions, 30-20 (D, Jan. 2, 1994)
**Packers, 28-24 (D, Jan. 8, 1994)
- 1994 — Packers, 38-30 (Milw, Nov. 6)
Lions, 34-31 (D, Dec. 4)
**Packers, 16-12 (GB, Dec. 31)
- 1995 — Packers, 30-21 (GB, Oct. 15)
Lions, 24-16 (D, Oct. 29)
- 1996 — Packers, 28-18 (GB, Nov. 3)
Packers, 31-3 (D, Dec. 15)
- 1997 — Lions, 26-15 (D, Sept. 28)
Packers, 20-10 (GB, Nov. 2)
- 1998 — Packers, 38-19 (GB, Sept. 6)
Lions, 27-20 (D, Oct. 15)
- 1999 — Lions, 23-15 (D, Sept. 19)
Packers, 26-17 (GB, Nov. 21)
Lions, 31-24 (D, Oct. 8)
- 2000 — Packers, 26-13 (GB, Dec. 10)
Packers, 28-6 (GB, Sept. 9)
Packers, 29-27 (D, Nov. 22)
- 2001 — Packers, 37-31 (D, Sept. 22)
Packers, 40-14 (GB, Nov. 1)
- 2002 — Packers, 31-6 (GB, Sept. 14)
Lions, 22-14 (D, Nov. 27)
- 2003 — Packers, 38-10 (D, Oct. 17)
Packers, 16-13 (GB, Dec. 12)
- 2004 — Lions, 17-3 (D, Sept. 11)
Packers, 16-13 OT (GB, Dec. 11)
- 2005 — Packers, 31-24 (D, Sept. 24)
Packers, 17-9 (GB, Dec. 17)
- 2006 — Packers, 37-26 (D, Nov. 22)
Packers, 34-13 (GB, Dec. 30)
- 2007 — Packers, 48-25 (D, Sept. 14)
Packers, 31-21 (GB, Dec. 28)
- 2008 — Packers, 26-0 (GB, Oct. 18)
Packers, 34-12 (D, Nov. 26)
- 2009 — Packers, 28-26 (GB, Oct. 3)
Lions, 7-3 (D, Dec. 12)
- 2010 — Packers, 27-15 (D, Nov. 24)
Packers, 45-41 (GB, Jan. 1, 2012)
- 2011 — Packers, 24-20 (D, Nov. 18)
Packers, 27-20 (GB, Dec. 9)
- 2012 — Packers, 22-9 (GB, Oct. 6)
Lions, 40-10 (D, Nov. 28)
- 2013 — Lions, 19-7 (D, Sept. 21)
Packers, 30-0 (GB, Dec. 28)
- 2014 — Lions, 18-16 (GB, Nov. 15)
Packers, 27-23 (D, Dec. 3)
- 2015 — Packers, 34-27 (GB, Sept. 25)
Packers, 31-24 (D, Jan. 1, 2017)
- 2016 — Lions, 30-17 (GB, Nov. 6)
Lions, 35-11 (D, Dec. 31)
- 2017 — Lions, 31-23 (D, Oct. 7)
Lions, 31-0 (GB, Dec. 30)
- 2018 — Packers, 23-22 (GB, Oct. 14)
Packers, 23-20 (D, Dec. 29)
- 2019 — Packers, 42-21 (GB, Sept. 20)
Packers, 31-24 (D, Dec. 13)
- 2020 — Packers, 35-17 (GB, Sept. 20)
Lions, 37-30 (D, Jan. 9, 2022)
- 2021 — Lions, 15-9 (D, Nov. 6)
Lions, 20-16 (GB, Jan. 8, 2023)
- 2022 — Lions, 34-20 (GB, Sept. 28)
Packers, 29-22 (D, Nov. 23)
- *Located in Portsmouth, Ohio, prior to 1934 and known as Spartans*
***NFC Wild Card Playoff*

HOUSTON

- 2004 — Packers, 16-13 (H, Nov. 21)
2008 — Texans, 24-21 (GB, Dec. 7)
2012 — Packers, 42-24 (H, Oct. 14)
2016 — Packers, 21-13 (GB, Dec. 4)
2020 — Packers, 35-20 (H, Oct. 25)

INDIANAPOLIS*

- 1953 — Packers, 37-14 (GB, Oct. 18)
Packers, 35-24 (B, Oct. 31)
- 1954 — Packers, 7-6 (B, Oct. 24)
Packers, 24-13 (Milw, Nov. 13)
- 1955 — Colts, 24-20 (Milw, Oct. 8)
Colts, 14-10 (B, Nov. 29)
- 1956 — Packers, 38-33 (Milw, Oct. 14)
Colts, 28-21 (B, Oct. 28)

- 1957 — Colts, 45-17 (Milw, Oct. 13)
Packers, 24-21 (B, Oct. 27)
- 1958 — Colts, 24-17 (Milw, Oct. 12)
Colts, 56-0 (B, Nov. 2)
- 1959 — Colts, 38-21 (B, Oct. 25)
Colts, 28-24 (Milw, Nov. 15)
- 1960 — Packers, 35-21 (GB, Oct. 9)
Colts, 38-24 (B, Nov. 6)
- 1961 — Packers, 45-7 (GB, Oct. 8)
Colts, 45-21 (B, Nov. 5)
- 1962 — Packers, 17-6 (B, Oct. 28)
Packers, 17-13 (GB, Nov. 18)
- 1963 — Packers, 31-20 (GB, Sept. 29)
Packers, 34-20 (B, Oct. 27)
- 1964 — Colts, 21-20 (GB, Sept. 20)
Colts, 24-21 (B, Oct. 18)
- 1965 — Packers, 20-17 (Milw, Sept. 26)
Packers, 42-27 (B, Dec. 12)
**Packers, 13-10 OT (GB, Dec. 26)
- 1966 — Packers, 24-3 (Milw, Sept. 10)
Packers, 14-10 (B, Dec. 10)
- 1967 — Colts, 13-10 (B, Nov. 5)
- 1968 — Colts, 16-3 (GB, Dec. 7)
- 1969 — Colts, 14-6 (B, Nov. 9)
- 1970 — Colts, 13-10 (Milw, Nov. 9)
- 1974 — Packers, 20-13 (B, Sept. 22)
- 1982 — Tie, 20-20 OT (B, Dec. 19)
- 1985 — Colts, 37-10 (I, Oct. 27)
- 1988 — Colts, 20-13 (GB, Nov. 13)
- 1991 — Packers, 14-10 (Milw, Nov. 24)
- 1997 — Colts, 41-38 (I, Nov. 16)
- 2000 — Packers, 26-24 (GB, Nov. 19)
- 2004 — Colts, 45-31 (I, Sept. 26)
- 2008 — Packers, 34-14 (GB, Oct. 19)
- 2012 — Colts, 30-27 (I, Oct. 7)
- 2016 — Colts, 31-26 (GB, Nov. 6)
- 2020 — Colts, 34-31 OT (I, Nov. 22)
**Franchise located in Baltimore prior to 1984*
***Western Conference Championship*

JACKSONVILLE

- 1995 — Packers, 24-14 (J, Sept. 24)
2001 — Packers, 28-21 (J, Dec. 3)
2004 — Jaguars, 28-25 (GB, Dec. 19)
2008 — Jaguars, 20-16 (J, Dec. 14)
2012 — Packers, 24-15 (GB, Oct. 28)
2016 — Packers, 27-23 (J, Sept. 11)
2020 — Packers, 24-20 (GB, Nov. 15)

KANSAS CITY

- 1966 — *Packers, 35-10 (L.A., Jan. 15, 1967)
1973 — Tie, 10-10 (Milw, Oct. 14)
1977 — Chiefs, 20-10 (KC, Nov. 6)
1987 — Packers, 23-3 (KC, Nov. 22)
1989 — Chiefs, 21-3 (GB, Dec. 10)
1990 — Chiefs, 17-3 (GB, Sept. 23)
1993 — Chiefs, 23-16 (KC, Nov. 8)
1996 — Chiefs, 27-20 (KC, Nov. 10)
2003 — Chiefs, 40-34 OT (GB, Oct. 12)
2007 — Packers, 33-22 (KC, Nov. 4)
2011 — Chiefs, 19-14 (KC, Dec. 18)
2015 — Packers, 38-28 (GB, Sept. 28)
2019 — Packers, 31-24 (KC, Oct. 27)
2021 — Chiefs, 13-7 (KC, Nov. 7)
2023 — Packers, 27-19 (GB, Dec. 3)
**Super Bowl I*

LAS VEGAS*

- 1967 — **Packers, 33-14 (Mia, Jan. 14, 1968)
1972 — Raiders, 20-14 (GB, Sept. 24)
1976 — Raiders, 18-14 (O, Oct. 24)
1978 — Raiders, 28-3 (GB, Sept. 17)
1984 — Raiders, 28-7 (L.A, Sept. 9)
1987 — Raiders, 20-0 (GB, Sept. 13)
1990 — Packers, 29-16 (L.A, Nov. 11)
1993 — Packers, 28-0 (GB, Dec. 26)
1999 — Packers, 28-24 (GB, Sept. 12)
2003 — Packers, 41-7 (O, Dec. 22)
2007 — Packers, 38-7 (GB, Dec. 9)
2011 — Packers, 46-16 (GB, Dec. 11)
2015 — Packers, 30-20 (O, Dec. 20)
2019 — Packers, 42-24 (GB, Oct. 20)
2023 — Raiders, 17-13 (LV, Oct. 9)
**Franchise located in Los Angeles, 1982-94; in Oakland, 1960-81 and 1995-2019*
***Super Bowl II*

L.A. CHARGERS*

- 1970 — Packers, 22-20 (SD, Oct. 12)
 1974 — Packers, 34-0 (GB, Nov. 24)
 1978 — Packers, 24-3 (SD, Sept. 24)
 1984 — Chargers, 34-28 (GB, Oct. 7)
 1993 — Packers, 20-13 (SD, Dec. 12)
 1996 — Packers, 42-10 (GB, Sept. 15)
 1999 — Packers, 31-3 (SD, Oct. 24)
 2003 — Packers, 38-21 (SD, Dec. 14)
 2007 — Packers, 31-24 (GB, Sept. 23)
 2011 — Packers, 45-38 (SD, Nov. 6)
 2015 — Packers, 27-20 (GB, Oct. 18)
 2019 — Chargers, 26-11 (LA, Nov. 3)
 2023 — Packers, 23-20 (GB, Nov. 19)

*Franchise located in San Diego, 1961-2016; in Los Angeles in 1960 and since 2017

L.A. RAMS*

- 1937 — Packers, 35-10 (C, Oct. 17)
 Packers, 35-7 (GB, Oct. 24)
 1938 — Packers, 26-17 (GB, Sept. 11)
 Packers, 28-7 (C, Oct. 30)
 1939 — Rams, 27-24 (GB, Oct. 1)
 Packers, 7-6 (C, Nov. 26)
 1940 — Packers, 31-14 (GB, Oct. 13)
 Tie, 13-13 (C, Dec. 1)
 1941 — Packers, 24-7 (Milw, Sept. 21)
 Packers, 17-14 (C, Oct. 19)
 1942 — Packers, 45-28 (GB, Oct. 18)
 Packers, 30-12 (C, Nov. 8)
 1944 — Packers, 30-21 (GB, Oct. 22)
 Packers, 42-7 (C, Nov. 12)
 1945 — Rams, 27-14 (GB, Oct. 14)
 Rams, 20-7 (C, Nov. 11)
 1946 — Rams, 21-17 (Milw, Oct. 6)
 Rams, 38-17 (LA, Dec. 8)
 1947 — Packers, 17-14 (Milw, Oct. 5)
 Packers, 30-10 (LA, Nov. 30)
 1948 — Packers, 16-0 (GB, Oct. 17)
 Rams, 24-10 (LA, Nov. 28)
 1949 — Rams, 48-7 (GB, Oct. 2)
 Rams, 35-7 (LA, Oct. 23)
 1950 — Rams, 45-14 (Milw, Nov. 12)
 Rams, 51-14 (LA, Dec. 3)
 1951 — Rams, 28-0 (Milw, Oct. 21)
 Rams, 42-14 (LA, Dec. 16)
 1952 — Rams, 30-28 (Milw, Oct. 12)
 Rams, 45-27 (LA, Dec. 7)
 1953 — Rams, 38-20 (Milw, Oct. 11)
 Rams, 33-17 (LA, Dec. 12)
 1954 — Packers, 35-17 (Milw, Oct. 17)
 Rams, 35-27 (LA, Dec. 12)
 1955 — Packers, 30-28 (Milw, Oct. 16)
 Rams, 31-17 (LA, Dec. 11)
 1956 — Packers, 42-17 (Milw, Oct. 21)
 Rams, 49-21 (LA, Dec. 16)
 1957 — Rams, 31-27 (Milw, Nov. 17)
 Rams, 42-17 (LA, Dec. 8)
 1958 — Rams, 20-7 (GB, Nov. 16)
 Rams, 34-20 (LA, Dec. 14)
 1959 — Rams, 45-6 (Milw, Oct. 18)
 Packers, 38-20 (LA, Dec. 6)
 1960 — Rams, 33-31 (Milw, Nov. 20)
 Packers, 35-21 (LA, Dec. 17)
 1961 — Packers, 35-17 (GB, Nov. 19)
 Packers, 24-17 (LA, Dec. 17)
 1962 — Packers, 41-10 (Milw, Dec. 2)
 Packers, 20-17 (LA, Dec. 16)
 1963 — Packers, 42-10 (GB, Oct. 6)
 Packers, 31-14 (LA, Dec. 7)
 1964 — Rams, 27-17 (Milw, Oct. 25)
 Tie, 24-24 (LA, Dec. 13)
 1965 — Packers, 6-3 (Milw, Nov. 14)
 Rams, 21-10 (LA, Nov. 28)
 1966 — Packers, 24-13 (GB, Sept. 25)
 Packers, 27-23 (LA, Dec. 18)
 1967 — Rams, 27-24 (LA, Dec. 9)
 **Packers, 28-7 (Milw, Dec. 23)
 1968 — Rams, 16-14 (Milw, Oct. 13)
 1969 — Rams, 34-21 (LA, Oct. 19)
 1970 — Rams, 31-21 (GB, Oct. 18)
 1971 — Rams, 30-13 (LA, Oct. 24)
 1973 — Rams, 24-7 (LA, Oct. 21)
 1974 — Packers, 17-6 (Milw, Oct. 13)
 1975 — Rams, 22-5 (LA, Dec. 14)
 1977 — Rams, 24-6 (Milw, Nov. 13)
 1978 — Rams, 31-14 (LA, Dec. 17)
 1980 — Rams, 51-21 (LA, Sept. 21)

- 1981 — Rams, 35-23 (LA, Sept. 20)
 1982 — Packers, 35-23 (Milw, Sept. 12)
 1983 — Packers, 27-24 (Milw, Sept. 18)
 1984 — Packers, 31-6 (Milw, Nov. 18)
 1985 — Rams, 34-17 (LA, Nov. 24)
 1988 — Rams, 34-7 (GB, Sept. 4)
 1989 — Rams, 41-38 (LA, Sept. 24)
 1990 — Packers, 36-24 (GB, Sept. 9)
 1991 — Rams, 23-21 (LA, Sept. 29)
 1992 — Packers, 28-13 (GB, Dec. 20)
 1993 — Packers, 36-6 (Milw, Sept. 5)
 1994 — Packers, 24-17 (GB, Oct. 9)
 1995 — Rams, 17-14 (GB, Sept. 3)
 1996 — Packers, 24-9 (StL, Nov. 24)
 1997 — Packers, 17-7 (GB, Nov. 9)
 2001 — +Rams, 45-17 (StL, Jan. 20, 2002)
 2003 — Rams, 34-24 (StL, Oct. 19)
 2004 — Packers, 45-17 (GB, Nov. 29)
 2006 — Rams, 23-20 (GB, Oct. 8)
 2007 — Packers, 33-14 (StL, Dec. 16)
 2009 — Packers, 36-17 (StL, Sept. 27)
 2011 — Packers, 24-3 (GB, Oct. 16)
 2012 — Packers, 30-20 (StL, Oct. 21)
 2015 — Packers, 24-10 (GB, Oct. 11)
 2018 — Rams, 29-27 (LA, Oct. 28)
 2020 — +Packers, 32-18 (GB, Jan. 16, 2021)
 2021 — Packers, 36-28 (GB, Nov. 28)
 2022 — Packers, 24-12 (GB, Dec. 19)
 2023 — Packers, 20-3 (GB, Nov. 5)

*Franchise located in St. Louis prior to 2016; in Los Angeles prior to 1995; in Cleveland prior to 1946

**Western Conference Championship +NFC Divisional Playoff

MIAMI

- 1971 — Dolphins, 27-6 (Mia, Dec. 19)
 1975 — Dolphins, 31-7 (GB, Oct. 5)
 1979 — Dolphins, 27-7 (Mia, Oct. 28)
 1985 — Dolphins, 34-24 (GB, Dec. 8)
 1988 — Dolphins, 24-17 (Mia, Sept. 18)
 1989 — Dolphins, 23-20 (Mia, Oct. 22)
 1991 — Dolphins, 16-13 (Mia, Sept. 22)
 1994 — Dolphins, 24-14 (Milw, Sept. 11)
 1997 — Packers, 23-8 (GB, Sept. 14)
 2000 — Dolphins, 28-20 (Mia, Oct. 29)
 2002 — Packers, 24-10 (GB, Nov. 4)
 2006 — Packers, 34-24 (Mia, Oct. 22)
 2010 — Dolphins, 23-20 OT (GB, Oct. 17)
 2014 — Packers, 27-24 (Mia, Oct. 12)
 2018 — Packers, 31-12 (GB, Nov. 11)
 2022 — Packers, 26-20 (Mia, Dec. 25)

MINNESOTA

- 1961 — Packers, 33-7 (Minn, Oct. 22)
 Packers, 28-10 (Milw, Oct. 29)
 1962 — Packers, 34-7 (GB, Sept. 16)
 Packers, 48-21 (Minn, Oct. 14)
 1963 — Packers, 37-28 (Minn, Oct. 13)
 Packers, 28-7 (GB, Nov. 10)
 1964 — Vikings, 24-23 (GB, Oct. 4)
 Packers, 42-13 (Minn, Nov. 1)

- 1965 — Packers, 38-13 (Minn, Nov. 21)
 Packers, 24-19 (GB, Dec. 5)
 1966 — Vikings, 20-17 (GB, Nov. 6)
 Packers, 28-16 (Minn, Nov. 15)
 1967 — Vikings, 10-7 (Milw, Oct. 15)
 Packers, 30-27 (Minn, Dec. 3)
 1968 — Vikings, 26-13 (Milw, Sept. 22)
 Vikings, 14-10 (Minn, Nov. 10)
 1969 — Vikings, 19-7 (Minn, Oct. 5)
 Vikings, 9-7 (Milw, Nov. 16)
 1970 — Packers, 13-10 (Milw, Oct. 4)
 Vikings, 10-3 (Minn, Nov. 22)
 1971 — Vikings, 24-13 (GB, Oct. 17)
 Vikings, 3-0 (Minn, Nov. 14)
 1972 — Vikings, 27-13 (GB, Oct. 29)
 Packers, 23-7 (Minn, Dec. 10)
 1973 — Vikings, 11-3 (Minn, Sept. 30)
 Vikings, 31-7 (GB, Dec. 8)
 1974 — Vikings, 32-17 (GB, Sept. 15)
 Packers, 19-7 (Minn, Nov. 17)
 1975 — Vikings, 28-17 (GB, Nov. 2)
 Vikings, 24-3 (Minn, Dec. 7)
 1976 — Vikings, 17-10 (Milw, Nov. 21)
 Vikings, 20-9 (Minn, Dec. 5)
 1977 — Vikings, 19-7 (Minn, Oct. 2)
 Vikings, 13-6 (GB, Nov. 27)
 1978 — Vikings, 21-17 (Minn, Oct. 22)
 Tie, 10-10 OT (GB, Nov. 26)
 1979 — Vikings, 27-21 OT (Minn, Sept. 23)
 Packers, 19-7 (Milw, Nov. 11)
 1980 — Packers, 16-3 (GB, Oct. 26)
 Packers, 25-13 (Minn, Nov. 23)
 1981 — Vikings, 30-13 (Milw, Sept. 27)
 Packers, 35-23 (Minn, Nov. 29)
 1982 — Packers, 26-7 (Milw, Nov. 21)
 1983 — Vikings, 20-17 OT (GB, Oct. 23)
 Packers, 29-21 (Minn, Nov. 13)
 1984 — Packers, 45-17 (Milw, Nov. 11)
 Packers, 38-14 (Minn, Dec. 16)
 1985 — Packers, 20-17 (Milw, Oct. 13)
 Packers, 27-17 (Minn, Nov. 10)
 1986 — Vikings, 42-7 (Minn, Sept. 28)
 Vikings, 32-6 (GB, Dec. 7)
 1987 — Packers, 23-16 (Minn, Oct. 4)
 Packers, 16-10 (Milw, Dec. 13)
 1988 — Packers, 34-14 (Minn, Oct. 16)
 Packers, 18-6 (GB, Dec. 11)
 1989 — Vikings, 26-14 (Minn, Oct. 15)
 Packers, 20-19 (Milw, Nov. 26)
 1990 — Packers, 24-10 (Milw, Oct. 28)
 Vikings, 23-7 (Minn, Dec. 2)
 1991 — Vikings, 35-21 (GB, Nov. 17)
 Packers, 27-7 (Minn, Dec. 21)
 1992 — Vikings, 23-20 OT (GB, Sept. 6)
 Vikings, 27-7 (Minn, Dec. 27)
 1993 — Vikings, 15-13 (Minn, Sept. 26)
 Vikings, 21-17 (Milw, Dec. 19)
 1994 — Packers, 16-10 (GB, Sept. 4)
 Vikings, 13-10 OT (Minn, Oct. 20)
 1995 — Packers, 38-21 (GB, Oct. 22)
 Vikings, 27-24 (Minn, Nov. 5)
 1996 — Vikings, 30-21 (Minn, Sept. 22)
 Packers, 38-10 (GB, Dec. 22)



MINNESOTA *continued*

- 1997 — Packers, 38-32 (GB, Sept. 21)
Packers, 27-11 (Minn, Dec. 1)
- 1998 — Vikings, 37-24 (GB, Oct. 5)
Vikings, 28-14 (Minn, Nov. 22)
- 1999 — Packers, 23-20 (GB, Sept. 26)
Vikings, 24-20 (Minn, Dec. 20)
- 2000 — Packers, 26-20 OT (GB, Nov. 6)
Packers, 33-28 (Minn, Dec. 17)
- 2001 — Vikings, 35-13 (Minn, Oct. 21)
Packers, 24-13 (GB, Dec. 30)
- 2002 — Vikings, 31-21 (Minn, Nov. 17)
Packers, 26-22 (GB, Dec. 8)
- 2003 — Vikings, 30-25 (GB, Sept. 7)
Packers, 30-27 (Minn, Nov. 2)
- 2004 — Packers, 34-31 (GB, Nov. 14)
Packers, 34-31 (Minn, Dec. 24)
*Vikings, 31-17 (GB, Jan. 9, 2005)
- 2005 — Vikings, 23-20 (Minn, Oct. 23)
Vikings, 20-17 (GB, Nov. 21)
- 2006 — Packers, 23-17 (Minn, Nov. 12)
Packers, 9-7 (GB, Dec. 21)
- 2007 — Packers, 23-16 (Minn, Sept. 30)
Packers, 34-0 (GB, Nov. 11)
- 2008 — Packers, 24-19 (GB, Sept. 8)
Vikings, 28-27 (Minn, Nov. 9)
- 2009 — Vikings, 30-23 (Minn, Oct. 5)
Vikings, 38-26 (GB, Nov. 1)
- 2010 — Packers, 28-24 (GB, Oct. 24)
Packers, 31-3 (Minn, Nov. 21)
- 2011 — Packers, 33-27 (Minn, Oct. 23)
Packers, 45-7 (GB, Nov. 14)
- 2012 — Packers, 23-14 (GB, Dec. 2)
Vikings, 37-34 (Minn, Dec. 30)
*Packers, 44-10 (GB, Jan. 5, 2013)
- 2013 — Packers, 44-31 (Minn, Oct. 27)
Tie, 26-26 OT (GB, Nov. 24)
- 2014 — Packers, 42-10 (GB, Oct. 2)
- 2015 — Packers, 24-21 (Minn, Nov. 23)
Packers, 30-13 (Minn, Nov. 22)
Vikings, 20-13 (GB, Jan. 3, 2016)
- 2016 — Vikings, 17-14 (Minn, Sept. 18)
Packers, 38-25 (GB, Dec. 24)
- 2017 — Vikings, 23-10 (Minn, Oct. 15)
Vikings, 16-0 (GB, Dec. 23)
- 2018 — Tie, 29-29 OT (GB, Sept. 16)
Vikings, 24-17 (Minn, Nov. 25)
- 2019 — Packers, 21-16 (GB, Sept. 15)
Packers, 23-10 (Minn., Dec. 23)
- 2020 — Packers, 43-34 (Minn, Sept. 13)
Vikings, 28-22 (GB, Nov. 1)
- 2021 — Vikings, 34-31 (Minn, Nov. 21)
Packers, 37-10 (GB, Jan. 2, 2022)
- 2022 — Vikings, 23-7 (Minn, Sept. 11)
Packers, 41-17 (GB, Jan. 1, 2023)
- 2023 — Vikings, 24-10 (GB, Oct. 29)
Packers, 33-10 (Minn, Dec. 31)
**NFC Wild Card Playoff*

NEW ENGLAND

- 1973 — Patriots, 33-24 (NE, Nov. 18)
- 1979 — Packers, 27-14 (GB, Oct. 1)
- 1985 — Patriots, 26-20 (NE, Sept. 8)
- 1988 — Packers, 45-3 (Milw, Oct. 9)
- 1994 — Patriots, 17-16 (NE, Oct. 2)
- 1996 — *Packers, 35-21 (NO, Jan. 26, 1997)
- 1997 — Packers, 28-10 (NE, Oct. 27)
- 2002 — Packers, 28-10 (NE, Oct. 13)
- 2006 — Patriots, 35-0 (GB, Nov. 19)
- 2010 — Patriots, 31-27 (NE, Dec. 19)
- 2014 — Packers, 26-21 (GB, Nov. 30)
- 2018 — Patriots, 31-17 (NE, Nov. 4)
- 2022 — Packers, 27-24 OT (GB, Oct. 2)
**Super Bowl XXXI*

NEW ORLEANS

- 1968 — Packers, 29-7 (Milw, Nov. 17)
- 1971 — Saints, 29-21 (Milw, Nov. 28)
- 1972 — Packers, 30-20 (NO, Dec. 17)
- 1973 — Packers, 30-10 (Milw, Dec. 2)
- 1975 — Saints, 20-19 (NO, Oct. 12)
- 1976 — Packers, 32-27 (Milw, Nov. 7)
- 1977 — Packers, 24-20 (NO, Sept. 18)
- 1978 — Packers, 28-17 (Milw, Sept. 10)
- 1979 — Packers, 28-19 (Milw, Sept. 9)
- 1981 — Packers, 35-7 (NO, Dec. 13)
- 1984 — Packers, 23-13 (NO, Nov. 4)
- 1985 — Packers, 38-14 (Milw, Nov. 17)
- 1986 — Saints, 24-10 (NO, Sept. 14)

- 1987 — Saints, 33-24 (NO, Dec. 27)
- 1989 — Packers, 35-34 (GB, Sept. 17)
- 1993 — Packers, 19-17 (NO, Nov. 14)
- 1995 — Packers, 34-23 (NO, Dec. 16)
- 2002 — Saints, 35-20 (NO, Sept. 15)
- 2005 — Packers, 52-3 (GB, Oct. 9)
- 2006 — Saints, 34-27 (GB, Sept. 17)
- 2008 — Saints, 51-29 (NO, Nov. 24)
- 2011 — Packers, 42-34 (GB, Sept. 8)
- 2012 — Packers, 28-27 (GB, Sept. 30)
- 2014 — Saints, 44-23 (NO, Oct. 26)
- 2017 — Saints, 26-17 (GB, Oct. 22)
- 2020 — Packers, 37-30 (NO, Sept. 27)
- 2021 — Saints, 38-3 (Jax., Sept. 12)
- 2023 — Packers, 18-17 (GB, Sept. 24)

N.Y. GIANTS

- 1928 — Giants, 6-0 (GB, Oct. 7)
- 1929 — Packers, 7-0 (NY, Nov. 18)
- 1929 — Packers, 20-6 (NY, Nov. 24)
- 1930 — Packers, 14-7 (GB, Oct. 5)
Giants, 13-6 (NY, Nov. 23)
- 1931 — Packers, 27-7 (GB, Oct. 4)
Packers, 14-10 (NY, Nov. 22)
- 1932 — Packers, 13-0 (GB, Oct. 2)
Giants, 6-0 (NY, Nov. 20)
- 1933 — Giants, 10-7 (Milw, Oct. 1)
Giants, 17-6 (NY, Nov. 26)
- 1934 — Packers, 20-6 (Milw, Sept. 30)
Giants, 17-3 (NY, Nov. 11)
- 1935 — Packers, 16-7 (GB, Sept. 29)
- 1936 — Packers, 26-14 (NY, Nov. 22)
- 1937 — Giants, 10-0 (NY, Nov. 21)
- 1938 — Giants, 15-3 (NY, Nov. 20)
*Giants, 23-17 (NY, Dec. 11)
- 1939 — *Packers, 27-0 (Milw, Dec. 10)
- 1940 — Giants, 7-3 (NY, Nov. 17)
- 1942 — Tie, 21-21 (NY, Nov. 22)
- 1943 — Packers, 35-21 (NY, Oct. 19)
- 1944 — Giants, 24-0 (NY, Nov. 19)
*Packers, 14-7 (NY, Dec. 17)
- 1945 — Packers, 23-14 (NY, Nov. 25)
- 1947 — Tie, 24-24 (NY, Nov. 23)
- 1948 — Giants, 49-3 (Milw, Nov. 21)
- 1949 — Giants, 30-10 (GB, Nov. 13)
- 1952 — Packers, 17-3 (NY, Nov. 16)
- 1957 — Giants, 31-17 (GB, Nov. 3)
- 1959 — Packers, 20-3 (NY, Nov. 1)
- 1961 — Packers, 20-17 (Milw, Dec. 3)
*Packers, 37-0 (GB, Dec. 31)
- 1962 — *Packers, 16-7 (NY, Dec. 30)
- 1967 — Packers, 48-21 (NY, Oct. 22)
- 1969 — Packers, 20-10 (Milw, Nov. 30)
- 1971 — Giants, 42-40 (GB, Sept. 19)
- 1973 — Packers, 16-14 (New Haven, Oct. 7)
- 1975 — Packers, 40-14 (Milw, Nov. 23)
- 1980 — Giants, 27-21 (NY, Nov. 16)
- 1981 — Packers, 27-14 (NY, Oct. 4)
Packers, 26-24 (Milw, Nov. 8)
- 1982 — Packers, 27-19 (NY, Sept. 20)
- 1983 — Giants, 27-3 (NY, Sept. 26)
- 1985 — Packers, 23-20 (GB, Sept. 15)
- 1986 — Giants, 55-24 (NY, Dec. 20)
- 1987 — Giants, 20-10 (NY, Dec. 19)
- 1992 — Giants, 27-7 (NY, Nov. 8)
- 1995 — Packers, 14-6 (GB, Sept. 17)
- 1998 — Packers, 37-3 (NY, Nov. 15)
- 2001 — Packers, 34-25 (NY, Jan. 6, 2002)
- 2004 — Giants, 14-7 (GB, Oct. 3)
- 2007 — Packers, 35-13 (NY, Sept. 16)
**Giants, 23-20 OT (GB, Jan. 20, 2008)
- 2010 — Packers, 45-17 (GB, Dec. 26)
- 2011 — Packers, 38-35 (NY, Dec. 4)
+Giants, 37-20 (GB, Jan. 15, 2012)
- 2012 — Giants, 38-10 (NY, Nov. 25)
- 2013 — Giants, 27-13 (NY, Nov. 17)
- 2016 — Packers, 23-16 (GB, Oct. 9)
++Packers, 38-13 (GB, Jan. 8, 2017)
- 2019 — Packers, 31-13 (NY, Dec. 1)
- 2022 — Giants, 27-22 (London, Oct. 9)
- 2023 — Giants, 24-22 (NY, Dec. 11)
**NFL Championship*
***NFC Divisional Playoff*
++NFC Wild Card Playoff

N.Y. JETS

- 1973 — Packers, 23-7 (Milw, Sept. 17)
- 1979 — Jets, 27-22 (GB, Nov. 4)

- 1981 — Jets, 28-3 (NY, Dec. 20)
- 1982 — Jets, 15-13 (NY, Nov. 28)
- 1985 — Jets, 24-3 (Milw, Sept. 22)
- 1991 — Jets, 19-16 OT (NY, Nov. 3)
- 1994 — Packers, 17-10 (GB, Nov. 13)
- 2000 — Jets, 20-16 (GB, Sept. 3)
- 2002 — Jets, 42-17 (NY, Dec. 29)
- 2006 — Jets, 38-10 (GB, Dec. 3)
- 2010 — Packers, 9-0 (NY, Oct. 31)
- 2014 — Packers, 31-24 (GB, Sept. 14)
- 2018 — Packers, 44-38 OT (NY, Dec. 23)
- 2022 — Jets, 27-10 (GB, Oct. 16)

PHILADELPHIA

- 1933 — Packers, 35-9 (GB, Oct. 29)
Packers, 10-0 (P, Dec. 3)
- 1934 — Packers, 19-6 (GB, Sept. 16)
- 1935 — Packers, 13-6 (P, Dec. 8)
- 1937 — Packers, 37-7 (Milw, Nov. 14)
- 1939 — Packers, 23-16 (P, Nov. 12)
- 1940 — Packers, 27-20 (GB, Sept. 15)
- 1942 — Packers, 7-0 (P, Nov. 29)
- 1946 — Packers, 19-7 (P, Oct. 13)
- 1947 — Eagles, 28-14 (P, Dec. 14)
- 1951 — Packers, 37-24 (GB, Oct. 14)
- 1952 — Packers, 12-10 (Milw, Nov. 2)
- 1954 — Packers, 37-14 (P, Oct. 30)
- 1958 — Packers, 38-35 (GB, Oct. 26)
- 1960 — *Eagles, 17-13 (P, Dec. 26)
- 1962 — Packers, 49-0 (P, Nov. 11)
- 1968 — Packers, 30-13 (GB, Sept. 15)
- 1970 — Packers, 30-17 (Milw, Oct. 25)
- 1974 — Eagles, 36-14 (P, Dec. 1)
- 1976 — Packers, 28-13 (GB, Oct. 17)
- 1978 — Eagles, 10-3 (P, Nov. 5)
- 1979 — Eagles, 21-10 (GB, Nov. 25)
- 1987 — Packers, 16-10 OT (GB, Oct. 18)
- 1990 — Eagles, 31-0 (P, Dec. 16)
- 1991 — Eagles, 20-3 (GB, Sept. 1)
- 1992 — Packers, 27-24 (Milw, Nov. 15)
- 1993 — Eagles, 20-17 (GB, Sept. 12)
- 1994 — Eagles, 13-7 (P, Sept. 18)
- 1996 — Packers, 39-13 (GB, Sept. 9)
- 1997 — Eagles, 10-9 (P, Sept. 7)
- 1998 — Packers, 24-16 (GB, Nov. 29)
- 2000 — Packers, 6-3 (GB, Sept. 17)
- 2003 — Eagles, 17-14 (GB, Nov. 10)
**Eagles, 20-17 OT (P, Jan. 11, 2004)
- 2004 — Eagles, 47-17 (P, Dec. 5)
- 2005 — Eagles, 19-14 (P, Nov. 27)
- 2006 — Eagles, 31-9 (P, Oct. 2)
- 2007 — Packers, 16-13 (GB, Sept. 9)
- 2010 — Packers, 27-20 (P, Sept. 12)
+Packers, 27-16 (P, Jan. 9, 2011)
- 2013 — Eagles, 27-13 (GB, Nov. 10)
- 2014 — Packers, 53-20 (GB, Nov. 16)
- 2016 — Packers, 27-13 (P, Nov. 28)
- 2019 — Eagles, 34-27 (GB, Sept. 26)
- 2020 — Packers, 30-16 (GB, Dec. 6)
- 2022 — Eagles, 40-33 (P, Nov. 27)
**NFL Championship*
***NFC Divisional Playoff*
+NFC Wild Card Playoff

PITTSBURGH*

- 1933 — Packers, 4-6 (GB, Oct. 15)
- 1935 — Packers, 27-0 (GB, Oct. 6)
Packers, 34-14 (P, Nov. 24)
- 1936 — Packers, 42-10 (Milw, Oct. 25)
- 1938 — Packers, 20-0 (GB, Oct. 23)
- 1940 — Packers, 24-3 (Milw, Oct. 27)
- 1941 — Packers, 54-7 (P, Nov. 23)
- 1942 — Packers, 24-21 (Milw, Dec. 6)
- 1946 — Packers, 17-7 (GB, Oct. 20)
- 1947 — Steelers, 18-17 (Milw, Nov. 2)
- 1948 — Steelers, 38-7 (P, Nov. 7)
- 1949 — Steelers, 30-7 (Milw, Nov. 20)
- 1951 — Packers, 35-33 (Milw, Oct. 7)
Steelers, 28-7 (P, Nov. 11)
- 1953 — Steelers, 31-14 (P, Oct. 24)
- 1954 — Steelers, 21-20 (GB, Sept. 26)
- 1957 — Packers, 27-10 (P, Nov. 24)
- 1960 — Packers, 19-13 (P, Oct. 30)
- 1963 — Packers, 33-14 (Milw, Nov. 3)
- 1965 — Packers, 41-9 (P, Sept. 19)
- 1967 — Steelers, 24-17 (GB, Dec. 17)
- 1969 — Packers, 38-34 (P, Nov. 2)
- 1970 — Packers, 20-12 (P, Dec. 6)
- 1975 — Steelers, 16-13 (Milw, Oct. 26)

PITTSBURGH *continued*

- 1980 — Steelers, 22-20 (P, Nov. 2)
 1983 — Steelers, 25-21 (GB, Sept. 11)
 1986 — Steelers, 27-3 (P, Nov. 2)
 1992 — Packers, 17-3 (GB, Sept. 27)
 1995 — Packers, 24-19 (GB, Dec. 24)
 1998 — Steelers, 27-20 (P, Nov. 9)
 2005 — Steelers, 20-10 (GB, Nov. 6)
 2009 — Steelers, 37-36 (P, Dec. 20)
 2010 — **Packers, 31-25 (N. Tex., Feb. 6, 2011)
 2013 — Steelers, 38-31 (GB, Dec. 22)
 2017 — Steelers, 31-28 (P, Nov. 26)
 2021 — Packers, 27-17 (GB, Oct. 3)
 2023 — Steelers, 23-19 (P, Nov. 12)
 *Steelers known as Pirates prior to 1940
 **Super Bowl XLV

SAN FRANCISCO

- 1950 — Packers, 25-21 (GB, Nov. 26)
 49ers, 30-14 (SF, Dec. 10)
 1951 — 49ers, 31-19 (SF, Dec. 9)
 1952 — 49ers, 24-14 (SF, Dec. 14)
 1953 — 49ers, 37-7 (Milw, Nov. 22)
 49ers, 48-14 (SF, Dec. 6)
 1954 — 49ers, 23-17 (Milw, Oct. 10)
 49ers, 35-0 (SF, Dec. 5)
 1955 — Packers, 27-21 (Milw, Nov. 20)
 Packers, 28-7 (SF, Dec. 4)
 1956 — 49ers, 17-16 (GB, Nov. 18)
 49ers, 38-20 (SF, Dec. 8)
 1957 — 49ers, 24-14 (Milw, Oct. 20)
 49ers, 27-20 (SF, Dec. 15)
 1958 — 49ers, 33-12 (Milw, Nov. 23)
 49ers, 48-21 (SF, Dec. 2)
 1959 — Packers, 21-20 (GB, Oct. 11)
 Packers, 36-14 (SF, Dec. 13)
 1960 — Packers, 41-14 (Milw, Oct. 23)
 Packers, 13-0 (SF, Dec. 10)
 1961 — Packers, 30-10 (GB, Sept. 24)
 49ers, 22-21 (SF, Dec. 10)
 1962 — Packers, 31-13 (Milw, Oct. 21)
 Packers, 31-21 (SF, Dec. 9)
 1963 — Packers, 28-10 (Milw, Nov. 24)
 Packers, 21-17 (SF, Dec. 14)
 1964 — Packers, 24-14 (Milw, Oct. 11)
 49ers, 24-14 (SF, Nov. 15)
 1965 — Packers, 27-10 (GB, Oct. 10)
 Tie, 24-24 (SF, Dec. 19)
 1966 — 49ers, 21-20 (SF, Oct. 9)
 Packers, 20-7 (Milw, Dec. 4)
 1967 — Packers, 13-0 (GB, Nov. 19)
 1968 — 49ers, 27-20 (SF, Dec. 1)
 1969 — Packers, 14-7 (Milw, Sept. 28)
 1970 — 49ers, 26-10 (SF, Nov. 1)
 1972 — Packers, 34-24 (Milw, Nov. 5)
 1973 — 49ers, 20-6 (SF, Nov. 22)
 1974 — 49ers, 7-6 (SF, Dec. 8)
 1976 — 49ers, 26-14 (GB, Sept. 12)
 1977 — Packers, 16-14 (Milw, Dec. 18)
 1980 — Packers, 23-16 (Milw, Nov. 9)
 1981 — 49ers, 13-3 (Milw, Oct. 18)
 1986 — 49ers, 31-17 (Milw, Oct. 26)
 1987 — 49ers, 23-12 (GB, Dec. 6)
 1989 — Packers, 21-17 (SF, Nov. 19)
 1990 — 49ers, 24-20 (GB, Nov. 4)
 1995 — *Packers, 27-17 (SF, Jan. 6, 1996)
 1996 — Packers, 23-20 OT (GB, Oct. 14)
 *Packers, 35-14 (GB, Jan. 4, 1997)
 1997 — **Packers, 23-10 (SF, Jan. 11, 1998)
 1998 — Packers, 36-22 (GB, Nov. 1)
 +49ers, 30-27 (SF, Jan. 3, 1999)
 1999 — Packers, 20-3 (SF, Nov. 29)
 2000 — Packers, 31-28 (GB, Oct. 15)
 2001 — +Packers, 25-15 (GB, Jan. 13, 2002)
 2002 — Packers, 20-14 (SF, Dec. 15)
 2003 — Packers, 20-10 (GB, Nov. 23)
 2006 — Packers, 30-19 (SF, Dec. 10)
 2009 — Packers, 30-24 (GB, Nov. 22)
 2010 — Packers, 34-16 (GB, Dec. 5)
 2012 — 49ers, 30-22 (GB, Sept. 9)
 *49ers, 45-31 (SF, Jan. 12, 2013)
 2013 — 49ers, 34-28 (SF, Sept. 8)
 +49ers, 23-20 (GB, Jan. 5, 2014)
 2015 — Packers, 17-3 (SF, Oct. 4)
 2018 — Packers, 33-30 (GB, Oct. 15)

- 2019 — 49ers, 37-8 (SF, Nov. 24)
 **49ers, 37-20 (SF, Jan. 19, 2020)
 2020 — Packers, 34-17 (SF, Nov. 5)
 2021 — Packers, 30-28 (SF, Sept. 26)
 *49ers, 13-10 (GB, Jan. 22, 2022)
 2023 — *49ers, 24-21 (SF, Jan. 20, 2024)
 *NFC Divisional Playoff
 **NFC Championship
 +NFC Wild Card Playoff

SEATTLE

- 1976 — Packers, 27-20 (Milw, Oct. 10)
 1978 — Packers, 45-28 (Milw, Oct. 15)
 1981 — Packers, 34-24 (GB, Nov. 1)
 1984 — Seahawks, 30-24 (Milw, Oct. 21)
 1987 — Seahawks, 24-13 (S, Nov. 15)
 1990 — Seahawks, 20-14 (Milw, Dec. 9)
 1996 — Packers, 31-10 (S, Sept. 29)
 1999 — Seahawks, 27-7 (GB, Nov. 1)
 2003 — Packers, 35-13 (GB, Oct. 5)
 *Packers, 33-27 OT (GB, Jan. 4, 2004)
 2005 — Packers, 23-17 (GB, Jan. 1, 2006)
 2006 — Seahawks, 34-24 (S, Nov. 27)
 2007 — **Packers, 42-20 (GB, Jan. 12, 2008)
 2008 — Packers, 27-17 (S, Oct. 12)
 2009 — Packers, 48-10 (GB, Dec. 27)
 2012 — Seahawks, 14-12 (S, Sept. 24)
 2014 — Seahawks, 36-16 (S, Sept. 4)
 +Seahawks, 28-22 OT (S, Jan. 18, 2015)
 2015 — Packers, 27-17 (GB, Sept. 20)
 2016 — Packers, 38-10 (GB, Dec. 11)
 2017 — Packers, 17-9 (GB, Sept. 10)
 2018 — Seahawks, 27-24 (S, Nov. 15)
 2019 — **Packers, 28-23 (GB, Jan. 12, 2020)
 2021 — Packers, 17-0 (GB, Nov. 14)
 *NFC Wild Card Playoff
 **NFC Divisional Playoff
 +NFC Championship

TAMPA BAY

- 1977 — Packers, 13-0 (TB, Oct. 23)
 1978 — Packers, 9-7 (GB, Oct. 29)
 Packers, 17-7 (TB, Dec. 3)
 1979 — Buccaneers, 21-10 (GB, Sept. 16)
 Buccaneers, 21-3 (TB, Oct. 21)
 1980 — Tie, 14-14 OT (TB, Oct. 12)
 Buccaneers, 20-17 (Milw, Nov. 30)
 1981 — Buccaneers, 21-10 (GB, Oct. 11)
 Buccaneers, 37-3 (TB, Nov. 22)
 1983 — Packers, 55-14 (GB, Oct. 2)
 Packers, 12-9 OT (TB, Dec. 12)
 1984 — Buccaneers, 30-27 OT (TB, Sept. 30)
 Packers, 27-14 (GB, Dec. 2)
 1985 — Packers, 21-0 (GB, Dec. 1)
 Packers, 20-17 (TB, Dec. 22)
 1986 — Packers, 31-7 (Milw, Nov. 16)
 Packers, 21-7 (TB, Dec. 14)
 1987 — Buccaneers, 23-17 (Milw, Nov. 1)
 1988 — Buccaneers, 13-10 (GB, Sept. 11)
 Buccaneers, 27-24 (TB, Oct. 2)
 1989 — Buccaneers, 23-21 (GB, Sept. 10)
 Packers, 17-16 (TB, Dec. 3)
 1990 — Buccaneers, 26-14 (TB, Oct. 14)
 Packers, 20-10 (Milw, Nov. 25)
 1991 — Packers, 15-13 (GB, Sept. 15)
 Packers, 27-0 (TB, Oct. 27)
 1992 — Buccaneers, 31-3 (TB, Sept. 13)
 Packers, 19-14 (Milw, Nov. 29)
 1993 — Packers, 37-14 (TB, Oct. 24)
 Packers, 13-10 (GB, Nov. 28)
 1994 — Packers, 30-3 (GB, Sept. 25)
 Packers, 34-19 (TB, Dec. 24)
 1995 — Packers, 35-13 (GB, Nov. 26)
 Buccaneers, 13-10 OT (TB, Dec. 10)
 1996 — Packers, 34-3 (TB, Sept. 1)
 Packers, 13-7 (GB, Oct. 27)
 1997 — Packers, 21-16 (GB, Oct. 5)
 Packers, 17-6 (TB, Dec. 7)
 *Packers, 21-7 (GB, Jan. 4, 1998)
 1998 — Packers, 23-15 (GB, Sept. 13)
 Buccaneers, 24-22 (TB, Dec. 7)
 1999 — Packers, 26-23 (GB, Oct. 10)
 Buccaneers, 29-10 (TB, Dec. 26)
 2000 — Buccaneers, 20-15 (TB, Nov. 12)
 Packers, 17-14 OT (GB, Dec. 24)

- 2001 — Buccaneers, 14-10 (TB, Oct. 7)
 Packers, 21-20 (GB, Nov. 4)
 2002 — Buccaneers, 21-7 (TB, Nov. 24)
 2003 — Packers, 20-13 (TB, Nov. 16)
 2005 — Buccaneers, 17-16 (GB, Sept. 25)
 2008 — Buccaneers, 30-21 (TB, Sept. 28)
 2009 — Buccaneers, 38-28 (TB, Nov. 8)
 2011 — Packers, 35-26 (GB, Nov. 20)
 2014 — Packers, 20-3 (TB, Dec. 21)
 2017 — Packers, 26-20 OT (GB, Dec. 3)
 2020 — Buccaneers, 38-10 (TB, Oct. 18)
 **Buccaneers, 31-26 (GB, Jan. 24, 2021)
 2022 — Packers, 14-12 (TB, Sept. 25)
 2023 — Buccaneers, 38-28 (GB, Dec. 17)
 *NFC Divisional Playoff
 **NFC Championship

TENNESSEE*

- 1972 — Packers, 23-10 (H, Nov. 19)
 1977 — Oilers, 16-10 (GB, Sept. 25)
 1980 — Oilers, 22-3 (GB, Dec. 14)
 1983 — Packers, 41-38 OT (H, Sept. 4)
 1986 — Oilers, 31-3 (GB, Sept. 7)
 1992 — Packers, 16-14 (H, Dec. 13)
 1998 — Packers, 30-22 (GB, Dec. 20)
 2001 — Titans, 26-20 (T, Dec. 16)
 2004 — Titans, 48-27 (GB, Oct. 11)
 2008 — Titans, 19-16 OT (T, Nov. 2)
 2012 — Packers, 55-7 (GB, Dec. 23)
 2016 — Titans, 47-25 (T, Nov. 13)
 2020 — Packers, 40-14 (GB, Dec. 27)
 2022 — Titans, 27-17 (GB, Nov. 17)

*Franchise located in Houston prior to 1997;
 known as Oilers prior to 1999

WASHINGTON*

- 1932 — Packers, 21-0 (B, Nov. 13)
 1933 — Tie, 7-7 (GB, Sept. 17)
 Washington, 20-7 (B, Nov. 19)
 1934 — Packers, 10-0 (B, Nov. 4)
 1936 — Packers, 31-2 (GB, Oct. 11)
 Packers, 7-3 (B, Nov. 8)
 **Packers, 21-6 (N.Y., Dec. 13)
 1937 — Washington, 14-6 (W, Nov. 28)
 1939 — Packers, 24-14 (Milw, Oct. 29)
 1941 — Packers, 22-17 (W, Nov. 30)
 1943 — Washington, 33-7 (Milw, Oct. 17)
 1946 — Packers, 20-7 (W, Dec. 1)
 1947 — Packers, 27-10 (Milw, Oct. 19)
 1948 — Washington, 23-7 (Milw, Oct. 24)
 1949 — Washington, 30-0 (W, Dec. 4)
 1950 — Packers, 35-21 (Milw, Sept. 24)
 1952 — Packers, 35-20 (Milw, Oct. 5)
 1958 — Washington, 37-21 (W, Oct. 19)
 1959 — Packers, 21-0 (GB, Nov. 22)
 1968 — Packers, 27-7 (W, Nov. 24)
 1972 — Washington, 21-16 (W, Nov. 26)
 +Washington, 16-3 (W, Dec. 24)
 1974 — Washington, 17-6 (GB, Nov. 3)
 1977 — Washington, 10-9 (W, Nov. 21)
 1979 — Washington, 38-21 (W, Dec. 2)
 1983 — Packers, 48-47 (GB, Oct. 17)
 1986 — Washington, 16-7 (GB, Nov. 9)
 1988 — Washington, 20-17 (Milw, Oct. 23)
 2001 — Packers, 37-0 (GB, Sept. 24)
 2002 — Packers, 30-9 (GB, Oct. 20)
 2004 — Packers, 28-14 (W, Oct. 31)
 2007 — Packers, 17-14 (GB, Oct. 14)
 2010 — Washington, 16-13 OT (W, Oct. 10)
 2013 — Packers, 38-20 (GB, Sept. 15)
 2015 — ++Packers, 35-18 (W, Jan. 10)
 2016 — Washington, 42-24 (W, Nov. 20)
 2018 — Washington, 31-17 (W, Sept. 23)
 2019 — Packers, 20-15 (GB, Dec. 8)
 2021 — Packers, 24-10 (GB, Oct. 24)
 2022 — Washington, 23-21 (W, Oct. 23)
 *Franchise located in Boston prior to 1937;
 known as Braves prior to 1933
 **NFL Championship
 +NFC Divisional Playoff
 ++NFC Wild Card Playoff

Non-league games are indicated by an asterisk (*). Beginning with 1921, the Packers' first season in the National Football League, non-league game results are not reflected in won-lost record, nor in seasonal totals of points for, points against and attendance. From 1920-71, tie games were not included in winning percentage. Overtime games are indicated by the "+" symbol. The Packers' league-high 13 NFL championship seasons are highlighted in gold.

1919 (10-1-0, .909)

Head Coach:	Earl "Curly" Lambeau	GB	Opp	Attend
S 14	Menominee North End A.C.....	W	53	0
S 21	Marinette Northerners.....	W	61	0
S 28	New London.....	W	54	0
O 5	Sheboygan Company C.....	W	87	0
O 12	Racine.....	W	76	6
O 19	@ Ishpeming.....	W	33	0 3,000
O 26	Oshkosh Professionals.....	W	85	0
N 2	Milwaukee Maple Leaf A.C.	W	53	0
N 9	Chicago Chilar A.C.....	W	46	0
N 16	@ Stambaugh Miners.....	W	17	0 2,500
N 23	@ Beloit Professionals.....	L	0	6
Home: 8-0		Way: 2-1	565	12

1920 (9-1-1, .900)

Head Coach:	Earl "Curly" Lambeau	GB	Opp	Attend
S 26	Chicago Boosters.....	T	3	3 1,200
O 3	Kaukauna American Legion....	W	56	0
O 10	Stambaugh Miners.....	W	3	0 800
O 17	Marinette Professionals.....	W	25	0
O 24	De Pere.....	W	62	0 3,500
O 31	Beloit Fairies.....	W	7	0 2,000
N 7	Milwaukee All-Stars.....	W	9	0
N 14	@ Beloit Fairies.....	L	3	14
N 21	Menominee Professionals.....	W	19	7 800
N 25	Stambaugh Miners.....	W	14	0
N 28	Milwaukee Lapham A.C.	W	26	0
Home: 9-0-1		Way: 0-1	227	24

1921 (3-2-1, .600)

Sixth (tie), American Professional Football Assoc.

Head Coach:	Earl "Curly" Lambeau	GB	Opp	Attend
O 23	Minneapolis Marines.....	W	7	6 6,000
O 30	Rock Island Independents.....	L	3	13 6,000
N 6	Evansville Crimson Giants.....	W	43	6
N 13	Hammond Pros.....	W	14	7
N 20	@ Chicago Cardinals.....	T	3	3 2,000
N 27	@ Chicago Staleys.....	L	0	20 7,000
*D 4	Racine Legion (@ Milw).....	T	3	3 6,200
Home: 3-1		Way: 0-1-1 (9,000)	70	55

1922 (4-3-3, .571)

Seventh (tie), National Football League

Head Coach:	Earl "Curly" Lambeau	GB	Opp	Attend
O 1	@ Rock Island Independents....	L	14	19 3,500
O 8	Racine Legion.....	L	6	10 3,603
O 15	@ Chicago Cardinals.....	L	3	16 3,500
O 22	@ Milwaukee Badgers.....	T	0	0 6,000
O 29	Rock Island Independents.....	T	0	0 8,000
N 5	Columbus Panhandles.....	W	3	0 2,000
N 12	Minneapolis Marines.....	W	14	6 2,000
N 19	@ Racine Legion.....	T	3	3 3,000
N 26	Milwaukee Badgers.....	W	13	0
*N 30	Duluth Kelleys.....	W	10	0 1,300
D 3	Racine Legion (@ Milw).....	W	14	0 4,500
Home: 3-1-1		Way: 0-2-2 (16,000)	70	54
Neutral: 1-0 (4,500)				

1923 (7-2-1, .778)

Third (tie), National Football League

Head Coach:	Earl "Curly" Lambeau	GB	Opp	Attend
S 30	Minneapolis Marines.....	W	12	0 3,008
O 7	St. Louis All-Stars.....	T	0	0 2,831
O 14	Chicago Bears.....	L	0	3 4,451
O 21	Milwaukee Badgers.....	W	12	0 5,000
O 28	Racine Legion.....	L	3	24 2,800
N 4	@ St. Louis All-Stars.....	W	3	0 750
N 11	@ Racine Legion.....	W	16	0 3,500
N 18	@ Milwaukee Badgers.....	W	10	7 5,400
N 25	Duluth Kelleys.....	W	10	0
N 29	Hammond Pros.....	W	19	0
Home: 4-2-1		Way: 3-0 (9,650)	85	34

1924 (7-4-0, .636)

Sixth, National Football League

Head Coach:	Earl "Curly" Lambeau	GB	Opp	Attend
S 28	@ Duluth Kelleys.....	L	3	6 2,200
O 5	@ Chicago Cardinals.....	L	0	3 2,852
O 12	Kansas City Blues.....	W	16	0 2,800
O 19	Milwaukee Badgers.....	W	17	0 4,150
O 26	Minneapolis Marines.....	W	19	0 2,500
N 2	Racine Legion.....	W	6	3 4,000
N 9	Duluth Kelleys.....	W	13	0 2,700
N 16	@ Milwaukee Badgers.....	W	17	10 3,800
N 23	@ Chicago Bears.....	L	0	3 6,000
N 27	@ Kansas City Blues.....	W	17	6 1,542
N 30	@ Racine Legion.....	L	0	7 2,200
			108	38 34,744
Home: 5-0 (16,150)		Way: 2-4 (18,594)		

1925 (8-5-0, .615)

Ninth, National Football League

Head Coach:	Earl "Curly" Lambeau	GB	Opp	Attend
S 20	Hammond Pros.....	W	14	0 3,000
S 27	Chicago Bears.....	W	14	10 5,389
O 4	@ Rock Island Independents....	L	0	3 3,000
O 11	Milwaukee Badgers.....	W	31	0 2,300
O 18	Rock Island Independents.....	W	20	0 5,000
O 25	Rochester Jeffersons.....	W	33	13 2,700
N 1	@ Milwaukee Badgers.....	W	6	0 2,300
N 8	@ Chicago Cardinals.....	L	6	9 3,000
N 15	Dayton Triangles.....	W	7	0 3,000
N 22	@ Chicago Bears.....	L	0	21 6,898
N 26	@ Pottsville Maroons.....	W	0	31 3,500
N 28	@ Frankford Yellow Jackets....	L	7	13 10,000
D 6	@ Providence Steam Roller....	W	13	10 10,000
			151	110 60,087
Home: 6-0 (21,389)		Way: 2-5 (38,698)		

1926 (7-3-3, .700)

Fifth, National Football League

Head Coach:	Earl "Curly" Lambeau	GB	Opp	Attend
S 19	Detroit Panthers.....	W	21	0 4,500
S 26	Chicago Bears.....	T	6	6 7,000
O 3	Duluth Eskimos.....	T	0	0 2,500
O 10	Chicago Cardinals.....	L	7	13 5,000
O 17	Milwaukee Badgers.....	W	7	0 3,000
O 24	Racine Tornadoes.....	W	35	0
O 31	@ Chicago Cardinals.....	W	3	0 2,500
N 7	@ Milwaukee Badgers.....	W	21	0 4,300
N 14	Louisville Colonels.....	W	14	0 1,300
N 21	@ Chicago Bears.....	L	13	19 7,500
N 25	@ Frankford Yellow Jackets....	L	14	20 10,000
N 28	@ Detroit Panthers.....	W	7	0 1,000
D 19	@ Chicago Bears.....	T	3	3 10,000
Home: 4-1-2		Way: 3-2-1 (35,300)	151	61

1927 (7-2-1, .778)

Second, National Football League

Head Coach:	Earl "Curly" Lambeau	GB	Opp	Attend	
S 18	Dayton Triangles.....	W	14	0	3,600
S 25	Cleveland Bulldogs.....	W	12	7	4,500
O 2	Chicago Bears.....	L	6	7	5,500
O 9	Duluth Eskimos.....	W	20	0	4,000
O 16	Chicago Cardinals.....	W	13	0	4,500
O 23	New York Yankees.....	W	13	0	11,000
*O 30	@ Milwaukee Eagles.....	W	22	7	2,700
N 6	@ Chicago Cardinals.....	T	6	6	3,500
N 13	Dayton Triangles.....	W	6	0	2,500
N 20	@ Chicago Bears.....	L	6	14	6,000
N 24	@ Frankford Yellow Jackets... W	17	9	9,000	
			113	43	54,100

Home: 6-1 (35,600) Away: 1-1-1 (18,500)

1928 (6-4-3, .600)

Fourth, National Football League

Head Coach:	Earl "Curly" Lambeau	GB	Opp	Attend	
S 23	Frankford Yellow Jackets.....	L	9	19	6,500
S 30	Chicago Bears.....	T	12	12	8,500
O 7	New York Giants.....	L	0	6	7,000
O 14	Chicago Cardinals.....	W	20	0	4,200
O 21	@ Chicago Bears.....	W	16	6	15,000
O 28	Dayton Triangles.....	W	17	0	3,100
N 4	Pottsville Maroons.....	W	26	14	5,000
N 11	New York Yankees.....	T	0	0	5,000
N 18	@ New York Giants.....	W	7	0	12,000
N 25	@ Pottsville Maroons.....	L	0	26	1,600
N 29	@ Frankford Yellow Jackets....	L	0	2	8,000
D 2	@ Providence Steam Roller....	T	7	7	9,000
D 9	@ Chicago Bears.....	W	6	0	14,000
			120	92	98,900

Home: 3-2-2 (39,300) Away: 3-2-1 (59,600)

1929 (12-0-1, 1,000)

First, National Football League

Head Coach:	Earl "Curly" Lambeau	GB	Opp	Attend	
S 22	Dayton Triangles.....	W	9	0	5,000
S 29	Chicago Bears.....	W	23	0	13,000
O 6	Chicago Cardinals.....	W	9	2	6,000
O 13	Frankford Yellow Jackets.....	W	14	2	9,000
O 20	Minneapolis Red Jackets.....	W	24	0	6,000
O 27	@ Chicago Cardinals.....	W	7	6	8,000
N 3	@ Minneapolis Red Jackets....	W	16	6	3,000
N 10	@ Chicago Bears.....	W	14	0	13,000
N 17	@ Chicago Cardinals.....	W	12	0	10,000
N 24	@ New York Giants.....	W	20	6	25,000
N 28	@ Frankford Yellow Jackets....	T	0	0	8,500
D 1	@ Providence Steam Roller....	W	25	0	6,500
D 8	@ Chicago Bears.....	W	25	0	6,000
*D 15	@ Memphis Tigers.....	L	6	16	
			198	22	119,000

Home: 5-0 (39,000) Away: 7-0-1 (80,000)

1930 (10-3-1, .769)

First, National Football League

Head Coach:	Earl "Curly" Lambeau	GB	Opp	Attend	
S 21	Chicago Cardinals.....	W	14	0	8,000
S 28	Chicago Bears.....	W	7	0	10,000
O 5	New York Giants.....	W	14	7	11,000
O 12	Frankford Yellow Jackets.....	W	27	12	8,000
O 19	@ Minneapolis Red Jackets....	W	13	0	
O 26	Minneapolis Red Jackets.....	W	19	0	6,000
N 2	Portsmouth Spartans.....	W	47	13	7,500
N 9	@ Chicago Bears.....	W	13	12	22,000
N 16	@ Chicago Cardinals.....	L	6	13	12,000
N 23	@ New York Giants.....	L	6	13	37,000
N 27	@ Frankford Yellow Jackets... W	25	7	5,000	
N 30	@ Staten Island Stapletons....	W	37	7	9,500
D 7	@ Chicago Bears.....	L	0	21	20,000
D 14	@ Portsmouth Spartans.....	T	6	6	4,500
			234	111	

Home: 6-0 (50,500) Away: 4-3-1

1931 (12-2-0, .857)

First, National Football League

Head Coach:	Earl "Curly" Lambeau	GB	Opp	Attend	
S 13	Cleveland Indians.....	W	26	0	5,000
S 20	Brooklyn Dodgers.....	W	32	6	7,000
S 27	Chicago Bears.....	W	7	0	13,500
O 4	New York Giants.....	W	27	7	14,000
O 11	Chicago Cardinals.....	W	26	7	8,000
O 18	Frankford Yellow Jackets.....	W	15	0	6,000
O 25	Providence Steam Roller.....	W	48	20	
N 1	@ Chicago Bears.....	W	6	2	30,000
N 8	Staten Island Stapletons.....	W	26	0	7,000
N 15	@ Chicago Cardinals.....	L	13	21	8,000
N 22	@ New York Giants.....	W	14	10	35,000
N 26	@ Providence Steam Roller....	W	38	7	5,000
N 29	@ Brooklyn Dodgers.....	W	7	0	10,000
D 6	@ Chicago Bears.....	L	6	7	18,000
			291	87	

Home: 8-0 Away: 4-2 (106,000)

1932 (10-3-1, .769)

Second, National Football League

Head Coach:	Earl "Curly" Lambeau	GB	Opp	Attend	
S 18	Chicago Cardinals.....	W	15	7	3,500
S 25	Chicago Bears.....	T	0	0	13,000
O 2	New York Giants.....	W	13	0	5,500
O 9	Portsmouth Spartans.....	W	15	10	5,500
O 16	@ Chicago Bears.....	W	2	0	17,500
O 23	Brooklyn Dodgers.....	W	13	0	5,000
O 30	Staten Island Stapletons.....	W	26	0	
N 6	@ Chicago Cardinals.....	W	19	9	8,323
N 13	@ Boston Braves.....	W	21	0	16,500
N 20	@ New York Giants.....	L	0	6	17,000
N 24	@ Brooklyn Dodgers.....	W	7	0	17,000
N 27	@ Staten Island Stapletons....	W	21	3	3,500
D 4	@ Portsmouth Spartans.....	L	0	19	10,000
D 11	@ Chicago Bears.....	L	0	9	5,000
			152	63	

Home: 5-0-1 Away: 5-3 (94,823)

1933 (5-7-1, .417)

Third, Western Division

First season home games also played in Milwaukee

Head Coach:	Earl "Curly" Lambeau	GB	Opp	Attend	
S 17	Boston Redskins (GB).....	T	7	7	5,000
S 24	Chicago Bears (GB).....	L	7	14	12,000
O 1	New York Giants (Milw).....	L	7	10	12,467
O 8	Portsmouth Spartans (GB)....	W	17	0	5,200
O 15	Pittsburgh Pirates (GB).....	W	47	0	4,000
O 22	@ Chicago Bears.....	L	7	10	19,000
O 29	Philadelphia Eagles (GB).....	W	35	9	3,007
N 5	@ Chicago Cardinals.....	W	14	6	5,000
N 12	@ Portsmouth Spartans.....	L	0	7	7,500
N 19	@ Boston Redskins.....	L	7	20	16,399
N 26	@ New York Giants.....	L	6	17	17,000
*N 30	@ Staten Island Stapletons....	W	21	0	3,000
D 3	@ Philadelphia Eagles.....	W	10	0	9,500
D 10	@ Chicago Bears.....	L	6	7	7,000
			170	107	123,073

Home: 3-2-1 (41,674) Away: 2-5 (81,399)

1934 (7-6-0, .538)

Third, Western Division

Head Coach:	Earl "Curly" Lambeau	GB	Opp	Attend
S 16 Philadelphia Eagles (GB).....	L	19	6	5,000
S 23 Chicago Bears (GB).....	L	10	24	13,500
S 30 New York Giants (Milw).....	W	20	6	11,000
O 7 Detroit Lions (GB).....	L	0	3	7,500
O 14 Cincinnati Reds (GB).....	W	41	0	3,000
O 21 Chicago Cardinals (GB).....	W	15	0	4,000
O 28 @ Chicago Bears.....	L	14	27	11,000
N 4 @ Boston Redskins.....	W	10	0	23,722
N 11 @ New York Giants.....	L	3	17	22,000
N 18 Chicago Cardinals (Milw).....	L	0	9	3,000
N 25 @ Detroit Lions.....	W	3	0	12,000
N 29 @ Chicago Cardinals.....	L	0	6	1,738
D 2 @ St. Louis Gunners.....	W	21	14	6,300
				156
				112
				123,760

Home: 4-3 (47,000) Away: 3-3 (76,760)

1935 (8-4-0, .667)

Second, Western Division

Head Coach:	Earl "Curly" Lambeau	GB	Opp	Attend
S 15 Chicago Cardinals (GB).....	L	6	7	10,000
S 22 Chicago Bears (GB).....	W	7	0	13,600
S 29 New York Giants (GB).....	W	16	7	10,000
O 6 Pittsburgh Pirates (GB).....	W	27	0	5,000
O 13 Chicago Cardinals (Milw).....	L	0	3	13,000
O 20 Detroit Lions (Milw).....	W	13	9	9,500
O 27 @ Chicago Bears.....	W	17	14	29,386
N 10 Detroit Lions (GB).....	W	31	7	12,000
N 17 @ Detroit Lions.....	L	10	20	12,500
N 24 @ Pittsburgh Pirates.....	W	34	14	12,902
N 28 @ Chicago Cardinals.....	L	7	9	7,500
D 8 @ Philadelphia Eagles.....	W	13	6	4,000
				181
				96
				139,388

Home: 5-2 (73,100) Away: 3-2 (66,288)

1936 (10-1-1, .909)

First, Western Division

Head Coach:	Earl "Curly" Lambeau	GB	Opp	Attend
S 13 Chicago Cardinals (GB).....	W	10	7	8,900
S 20 Chicago Bears (GB).....	L	3	30	14,312
O 4 Chicago Cardinals (Milw).....	W	24	0	11,000
O 11 Boston Redskins (GB).....	W	31	2	6,100
O 18 Detroit Lions (GB).....	W	20	18	13,500
O 25 Pittsburgh Pirates (Milw).....	W	42	10	10,000
N 1 @ Chicago Bears.....	W	21	10	31,346
N 8 @ Boston Redskins.....	W	7	3	11,220
N 15 @ Brooklyn Dodgers.....	W	38	7	25,325
N 22 @ New York Giants.....	W	26	14	20,000
N 29 @ Detroit Lions.....	W	26	17	22,000
D 6 @ Chicago Cardinals.....	T	0	0	4,793
				248
				118
				178,496

Home: 5-1 (63,812) Away: 5-0-1 (114,684)

NFL Championship	GB	Opp	Attend	
D 13 Boston Redskins (@ New York).....	W	21	6	29,545

Western Tour	GB	Opp	Attend	
*J 1 Brooklyn Dodgers (@ Denver)....	W	21	13	6,000
*J 10 Salinas Icebergs (@ San Fran)....	W	42	7	2,500
*J 17 @ Los Angeles Bulldogs.....	W	49	0	12,000
*J 24 Chicago Bears (@ Los Angeles)..	T	20	20	10,000
*J 31 Chicago Bears (@ Los Angeles)..	W	17	14	12,000

1937 (7-4-0, .636)

Second (tie), Western Division

Head Coach:	Earl "Curly" Lambeau	GB	Opp	Attend
S 12 Chicago Cardinals (GB).....	L	7	14	10,000
S 19 Chicago Bears (GB).....	L	2	14	16,658
O 3 Detroit Lions (GB).....	W	26	6	17,553
O 10 Chicago Cardinals (Milw).....	W	34	13	16,181
O 17 @ Cleveland Rams.....	W	35	10	12,100
O 24 Cleveland Rams (GB).....	W	35	7	8,600
O 31 @ Detroit Lions.....	W	14	13	21,311
N 7 @ Chicago Bears.....	W	24	14	44,977
N 14 Philadelphia Eagles (Milw).....	W	37	7	13,340
N 21 @ New York Giants.....	L	0	10	38,965
N 28 @ Washington Redskins.....	L	6	14	30,000
				220
				122
				229,685

Home: 4-2 (82,332) Away: 3-2 (147,353)

1938 (8-3-0, .727)

First, Western Division

Head Coach:	Earl "Curly" Lambeau	GB	Opp	Attend
S 11 Cleveland Rams (GB).....	W	26	17	8,247
S 18 Chicago Bears (GB).....	L	0	2	15,172
S 25 Chicago Cardinals (Milw).....	W	28	7	18,000
S 28 Chicago Cardinals (@ Buff)....	W	24	22	10,678
O 9 Detroit Lions (GB).....	L	7	17	21,968
O 16 Brooklyn Dodgers (Milw).....	W	35	7	11,892
O 23 Pittsburgh Pirates (GB).....	W	20	0	12,142
O 30 @ Cleveland Rams.....	W	28	7	18,843
N 6 @ Chicago Bears.....	W	24	17	40,208
N 13 @ Detroit Lions.....	W	28	7	45,139
N 20 @ New York Giants.....	L	3	15	48,279
				223
				118
				250,568

Home: 4-2 (87,421) Away: 3-1 (152,469)

Neutral: 1-0 (16,678)

NFL Championship	GB	Opp	Attend	
D 11 @ New York Giants.....	L	17	23	48,120

1939 (9-2-0, .818)

First, Western Division

Head Coach:	Earl "Curly" Lambeau	GB	Opp	Attend
S 17 Chicago Cardinals (GB).....	W	14	10	11,792
S 24 Chicago Bears (GB).....	W	21	16	19,192
O 1 Cleveland Rams (GB).....	L	24	27	9,988
O 8 Chicago Cardinals (Milw).....	W	27	20	18,965
*O 15 @ St. Louis Gunners.....	W	31	0	11,000
O 22 Detroit Lions (GB).....	W	26	7	22,558
O 29 Washington Redskins (Milw)....	W	24	14	24,308
N 5 @ Chicago Bears.....	L	27	30	40,537
N 12 @ Philadelphia Eagles.....	W	23	16	23,862
N 19 @ Brooklyn Dodgers.....	W	28	0	19,843
N 26 @ Cleveland Rams.....	W	7	6	30,691
D 3 @ Detroit Lions.....	W	12	7	30,699
				233
				153
				252,435

Home: 5-1 (106,803) Away: 4-1 (145,632)

NFL Championship	GB	Opp	Attend	
D 10 New York Giants (Milw).....	W	27	0	32,279


Pro Bowl	GB	Opp	Attend	
*J 14 NFL All-Stars (@ Los Angeles)....	W	16	7	18,000

VINCE LOMBARDI TROPHY

The Vince Lombardi Trophy, given annually to the Super Bowl champion, was renamed in honor of the former Packers coach shortly after his death in 1970, before Super Bowl V.

The gesture, made by Commissioner Pete Rozelle, was arguably the greatest tribute in NFL history.

Each trophy, molded and customized every year, is sterling silver and takes 72 man-hours for Tiffany & Company to handcraft in Parsippany, N.J. Three concave sides form a pyramid, which supports a life-size, regulation football. The icon is 22 inches tall, weighs 7 pounds and is valued at more than \$10,000. Former Tiffany VP of design Oscar Riedener first sketched the trophy on a napkin in 1966.



6-4-1, .600, SECOND, WESTERN DIVISION 1940

Head Coach: Earl "Curly" Lambeau		GB	Opp	Attend	Site	
S 15	Philadelphia Eagles (GB)	27	20	11,657	CIS	
S 22	Chicago Bears (GB)	10	41	22,557	CIS	
S 29	Chicago Cardinals (Milw)	W	31	6	20,234	SFP
O 13	Cleveland Rams (GB)	W	31	14	16,299	CIS
O 20	Detroit Lions (GB)	L	14	23	21,001	CIS
O 27	Pittsburgh Steelers (Milw)	W	24	3	13,703	SFP
N 3	@ Chicago Bears	L	7	14	45,434	WF
N 10	@ Chicago Cardinals	W	28	7	11,364	CoP
N 17	@ New York Giants	L	3	7	28,262	PG
N 24	@ Detroit Lions	W	50	7	26,019	BrS
D 1	@ Cleveland Rams	T	13	13	16,249	CMS
		238	155	232,779		

Home: 4-2 (105,451) Away: 2-2-1 (127,328)

Scoring	TD	Ru	Pa	Rt	PAT	FG	S	PTS
Hutson	7	0	7	0	15/16	0/0	0	57
Hinkle	3	2	1	0	3/3	9/14	0	48
Mulleneaux	7	0	6	1				42
Isbell	4	4	0	0				24
Uram	3	1	2	0	1/1	0/0	0	19
*Adkins	2	0	1	1	1/2	0/1	0	13
Jankowski	2	2	0	0				12
Engelbreten	0	0	0	0	8/8	1/5	0	11
Balasz	1	1	0	0				6
Laws	1	0	1	0				6
Packers	30	10	18	2	28/30	10/20	0	238
Opponents	22	9	9	4	17/21	2/3	0	155

	GB	Opp	Rushing	No	Yds	Avg	Long	TD
Total First Downs	154	120	Hinkle	109	383	3.5	31	2
Rushing	82	61	Uram	71	270	3.8	-	1
Passing	66	53	Isbell	97	270	2.8	-	4
Penalty	6	6	Jankowski	48	211	4.4	-	2
Total Net Yards	3400	2532	*Van Every	38	154	4.1	-	0
Avg. Per Game	309.1	230.2	Buhler	36	118	3.3	-	0
Total Plays	746	639	Balasz	25	107	4.3	-	1
Avg. Per Play	4.6	4.0	*L.Brock	18	60	3.3	5	0
Net Yards Rushing	1604	1040	Laws	7	21	3.0	-	0
Avg. Per Game	145.8	94.5	Feathers	4	19	4.8	-	0
Total Rushes	463	387	Craig	3	9	3.0	-	0
Net Yards Passing	1796	1492	*Adkins	1	5	5.0	5	0
Avg. Per Game	163.3	135.6	Herber	6	-23	-3.8	-	0
Gross Yards	1796	1492	Packers	463	1604	3.5	-	10
Att./Completions	283/118	252/98	Opponents	387	1040	2.7	-	9
Completion Pct.	41.7	38.9						
Had Intercepted	26	40						

Western Div.	W	L	T	Pct	Pts	OP
Chi. Bears	8	3	0	.727	238	152
Green Bay	6	4	1	.600	238	155
Detroit	5	5	1	.500	138	153
Cleveland	4	6	1	.400	171	191
Chi. Cardinals	2	7	2	.222	139	222

Receiving	No	Yds	Avg	Long	TD
Hutson	45	664	14.8	36t	7
Mulleneaux	16	288	18.0	-	6
*Riddick	11	148	13.5	-	0
Uram	10	188	18.8	-	2
Craig	6	67	11.2	-	0
*L.Brock	5	97	19.4	-	0
Laws	5	60	12.0	-	1
*Adkins	4	73	18.3	-	1
*Van Every	4	41	10.3	-	0
Hinkle	4	28	7.0	-	1
*Evans	2	40	20.0	-	0
Jacunski	2	29	14.5	-	0
Weisgerber	1	37	37.0	37	0
Berry	1	17	17.0	17	0
Gantenbein	1	12	12.0	12	0
Balasz	1	7	7.0	7	0
Packers	118	1796	15.2	-	18
Opponents	98	1492	15.2	-	9

Passing	Att	Cmp	Yds	Cmp%	Yds/Att	TD	TD%	Int	Int%	LG	Sck	Yds	Rtg
Isbell	150	68	1037	45.3	6.91	8	5.3	12	8.0	-	-	-	53.1
Herber	89	38	560	42.7	6.29	6	6.7	7	7.9	-	-	-	53.6
*Van Every	41	12	199	29.3	4.85	4	9.8	6	14.6	-	-	-	40.2
*L.Brock	2	0	0	0.0	0.00	0	0.0	0	0.0	-	-	-	39.6
Balasz	1	0	0	0.0	0.00	0	0.0	1	100.0	-	-	-	0.0
Packers	283	118	1796	41.7	6.35	18	6.4	26	9.2	-	-	-	46.2
Opponents	252	98	1492	38.9	5.92	9	3.6	40	15.9	-	-	-	31.5

Interceptions	No	Yds	Avg	Long	TD
Hutson	6	24	4.0	-	0
*L.Brock	5	116	23.2	-	0
Weisgerber	4	51	12.8	-	0
*Van Every	3	30	10.0	-	0
Uram	3	27	9.0	-	0
C.Brock	3	7	2.3	-	0
Buhler	2	58	29.0	-	0
*Adkins	2	35	17.5	-	1
Isbell	2	14	7.0	-	0
Hinkle	2	11	5.5	-	0
Herber	2	0	0.0	-	0
Lee	1	14	14.0	14	0
Balasz	1	11	11.0	11	0
Swendsen	1	6	6.0	6	0
Goldenberg	1	5	5.0	5	0
Greenfield	1	5	5.0	5	0
Craig	1	0	0.0	0	0
Packers	40	414	10.4	-	1
Opponents	26	290	11.2	-	1

Punting	No	Yds	Avg	TB	In	Lg	B
Hinkle	22	819	37.2	-	-	59	-
*Van Every	17	620	36.5	-	-	50	-
Herber	13	504	38.8	-	-	55	-
*L.Brock	3	125	41.7	-	-	52	-
Isbell	2	63	31.5	-	-	37	-
Packers	57	2131	37.4	-	-	59	-
Opponents	76	3004	39.5	-	-	75	-

Punt Returns	Ret	FC	Yds	Avg	Long	TD
Packers	76	-	494	6.5	-	0
Opponents	57	-	231	4.1	-	0

Kickoff Returns	No	Yds	Avg	Long	TD
Packers	11	410	37.3	-	0
Opponents	13	1050	80.8	-	2

* — rookie

Primary Starters

LE	D.Hutson
	H.Jacunski
LT	B.Ray
LG	R.Letlow
C	C.Brock (4)
	G.Svendsen (4)
	T.Greenfield (3)
RG	C.Goldenberg
RT	B.Lee
RE	*R.Riddick
	C.Mulleneaux
QB	L.Craig
	*B.Adkins
LHB	A.Uram
	C.Isbell
RHB	A.Herber (4)
	*L.Brock (3)
FB	C.Hinkle

1941 10-1-0, .909, FIRST (TIE), WESTERN DIVISION

Head Coach: Earl "Curly" Lambeau		GB	Opp	Attend	Site
S 14	Detroit Lions (GB)	23	0	16,734	CIS
S 21	Cleveland Rams (Milw)	24	7	18,463	SFP
S 28	Chicago Bears (GB)	17	25	24,876	CIS
O 5	Chicago Cardinals (Milw)	14	13	10,000	SFP
O 12	Brooklyn Dodgers (Milw)	30	7	15,621	SFP
O 19	@ Cleveland Rams	17	14	13,086	CMS
O 26	@ Detroit Lions	24	7	30,269	Brs
N 2	@ Chicago Bears	16	14	46,484	WF
*N 9	@ Kenosha Cardinals	65	2	7,200	LFS
N 16	Chicago Cardinals (GB)	17	9	15,495	CIS
N 23	@ Pittsburgh Steelers	54	7	15,202	FOF
N 30	@ Washington Redskins	22	17	35,594	GrS
		258	120	241,824	

Home: 5-1 (101,189) Away: 5-0 (140,635)
Western Division Playoff
 D 14 @ Chicago Bears L 14 33 43,425 WF

	GB	Opp	Rushing	No	Yds	Avg	Long	TD
Total First Downs	166	124	Hinkle	129	393	3.0	20	5
Rushing	82	68	Isbell	72	317	4.4	24	1
Passing	69	46	Uram	49	258	5.3	61	0
Penalty	15	10	*Canadeo	43	137	3.2	16	3
Total Net Yards	3294	2586	Van Every	25	127	5.1	31t	2
Avg. Per Game	299.5	235.1	*Paskvan	38	116	3.1	12	0
Total Plays	720	589	Jankowski	47	65	1.4	13	0
Avg. Per Play	4.6	4.4	Laws	21	58	2.8	10	0
Net Yards Rushing	1550	1221	L.Brock	14	44	3.1	14	0
Avg. Per Game	140.9	111.0	Hutson	4	22	5.5	18t	2
Total Rushes	467	356	*Frutig	1	11	11.0	11	0
Net Yards Passing	1731	1343	*Rohrig	21	2	0.1	18	0
Avg. Per Game	157.4	122.1	Craig	1	1	1.0	1	0
Gross Yards	1731	1343	Balasz	2	-1	-0.5	-	0
Att./Completions	253/133	233/104	Packers	467	1550	3.3	61	13
Completion Pct.	52.6	44.6	Opponents	356	1221	3.4	31	7
Had Intercepted	13	25						
Yards Gained/Laterals	13	22						
Punts/Average	53/42.1	58/40.8						
Penalties/Yards	47/509	63/539						
Fumbles/Ball Lost	20/11	41/23						
Touchdowns	33	16						
Rushing	13	7						
Passing	17	8						
Returns	3	1						

Western Div.	W	L	T	Pct	Pts	OP
Chi. Bears	10	1	0	.909	396	147
Green Bay	10	1	0	.909	258	120
Detroit	4	6	1	.400	121	195
Chi. Cardinals	3	7	1	.300	127	197
Cleveland	2	9	0	.182	116	244

By Quarter	Q1	Q2	Q3	Q4	OT	Pts
Packers	54	58	54	92	0	258
Opponents	39	23	20	38	0	120

	Receiving	No	Yds	Avg	Long	TD
Hutson	58	738	12.7	45t	10	
L.Brock	22	307	14.0	36t	2	
*Rohrig	11	58	5.3	19t	0	
Mulleneaux	9	216	24.0	56	2	
Hinkle	8	78	9.8	28	1	
Uram	6	124	20.7	44	0	
Jacunski	4	48	12.0	27	0	
Laws	4	48	12.0	18t	1	
Riddick	3	33	11.0	45	0	
*Frutig	2	40	20.0	34	0	
*Urban	2	26	13.0	14	1	
Craig	2	13	6.5	12	0	
Van Every	1	3	3.0	3	0	
Isbell	1	-1	-1.0	-1	0	
Packers	133	1731	13.0	56	17	
Opponents	104	1343	12.9	80t	8	

Primary Starters

LE	H.Jacunski
	D.Hutson
LT	B.Ray
LG	*L.McLaughlin
C	G.Svendsen
RG	P.Tinsley
RT	C.Schultz
	B.Lee
RE	R.Riddick
QB	L.Buhler
	L.Craig
LHB	*T.Canadeo
	C.Isbell
RHB	L.Brock
	J.Laws
FB	C.Hinkle

* — rookie

Passing	Att	Cmp	Yds	Cmp%	Yds/Att	TD	TD%	Int	Int%	LG	Sck Yds	Rtg
Isbell	206	117	1479	56.8	7.18	15	7.3	11	5.3	56	-	81.4
Van Every	30	11	195	36.7	6.50	0	0.0	2	6.7	44	-	31.9
*Canadeo	16	4	54	25.0	3.38	2	12.5	0	0.0	18	-	80.7
*Rohrig	1	1	3	100.0	3.00	0	0.0	0	0.0	3	-	79.2
Packers	253	133	1731	52.6	6.84	17	6.7	13	5.1	56	-	75.4
Opponents	233	104	1343	44.6	5.76	8	3.4	25	10.7	80t	-	35.2

Scoring	TD	Ru	Pa	Pat	FG	S	Pts
Hutson	12	2	10	20/24	1/1	0	95
Hinkle	6	5	1	0	2/2	6/14	0
*Canadeo	3	3	0	0	0	0	18
Van Every	3	2	0	1	0	0	0
L.Brock	2	0	2	0	0	0	12
Mulleneaux	2	0	2	0	0	0	0
Isbell	1	1	0	0	0	0	6
Laws	1	0	1	0	0	0	6
*Pannell	1	0	1	0	0	0	6
Uram	1	0	1	0	0	0	6
*Urban	1	0	1	0	0	0	6
Jankowski	0	0	0	0	1/2	1/1	0
*Rohrig	0	0	0	0	1/1	1/1	0
Adkins	0	0	0	0	3/3	0/0	3
Engelbreten	0	0	0	0	0/0	1/3	0
Balasz	0	0	0	0	1/1	0/0	1
Packers	33	17	3	28/33	10/20	1	258
Opponents	16	7	8	12/16	4/12	0	120

Interceptions	No	Yds	Avg	Long	TD
Van Every	3	104	34.7	91t	1
Adkins	2	79	39.5	54	0
Uram	2	37	18.5	28	0
Laws	2	36	18.0	36	0
*Canadeo	2	30	15.0	22	0
*Paskvan	2	6	3.0	4	0
L.Brock	2	3	1.5	3	0
Svendsen	1	42	42.0	42	0
Jankowski	1	33	33.0	33	0
Hutson	1	32	32.0	32	0
Tinsley	1	24	24.0	24	0
*Rohrig	1	17	17.0	17	0
S.Johnson	1	10	10.0	10	0
Hinkle	1	2	2.0	2	0
Goldenberg	1	0	0.0	0	0
Isbell	1	0	0.0	0	0
*Pannell	1	0	0.0	0	0
Packers	25	455	18.2	91t	1
Opponents	13	170	13.1	-	0

Punting	No	Yds	Avg	TB	In	Lg	B
Hinkle	22	980	44.5	-	-	63	0
Van Every	13	505	38.8	-	-	65	0
*Canadeo	10	405	40.5	-	-	62	0
*Rohrig	5	214	42.8	-	-	52	0
L.Brock	3	128	42.7	-	-	48	0
Packers	53	2232	42.1	-	-	65	0
Opponents	58	2367	40.8	-	-	-	-

Punt Returns	Ret	FC	Yds	Avg	Long	TD
L.Brock	15	-	153	10.2	45	0
Uram	7	-	121	17.3	90t	1
*Canadeo	4	-	26	6.5	10	0
*Rohrig	4	-	46	11.5	14	0
Van Every	4	-	58	14.5	20	0
Isbell	3	-	19	6.3	7	0
Hinkle	2	-	61	30.5	36	0
Laws	2	-	3	1.5	3	0
Packers	41	-	487	11.9	90t	1
Opponents	31	-	432	13.9	77t	1

Kickoff Returns	No	Yds	Avg	Long	TD
L.Brock	4	94	23.5	36	0
*Canadeo	4	110	27.5	55	0
Van Every	4	99	24.8	31	0
Hinkle	3	38	12.7	16	0
Laws	3	75	25.0	26	0
*Rohrig	3	60	20.0	29	0
Isbell	2	32	16.0	20	0
Uram	2	27	13.5	14	0
Buhler	1	10	10.0	10	0
Hutson	1	8	8.0	8	0
Riddick	1	14	14.0	14	0
Packers	28	567	20.3	55	0
Opponents	39	870	22.3	51	0

COMMUNITY ADMIN. & COACHES VETERANS DRAFT & FREE AGENTS 2023 REVIEW 1941 LAMBEAU FIELD MISC.

8-2-1, .800, SECOND, WESTERN DIVISION 1942

Head Coach: Earl "Curly" Lambeau

	GB	Opp	Attend	Site	
S 27 Chicago Bears (GB)	L	28	44	20,007	CIS
O 4 @ Chicago Cardinals	W	17	13	24,897	CoP
O 11 Detroit Lions (Milw)	W	38	7	19,500	SFP
O 18 Cleveland Rams (GB)	W	45	28	12,847	CIS
O 25 @ Detroit Lions	W	28	7	19,097	BRs
N 1 Chicago Cardinals (GB)	W	55	24	14,782	CIS
N 8 @ Cleveland Rams	W	30	12	16,473	LP
N 15 @ Chicago Bears	L	7	38	42,787	WF
N 22 @ New York Giants	T	21	21	30,246	PG
N 29 @ Philadelphia Eagles	W	7	0	13,700	SP
D 6 Pittsburgh Steelers (Milw)	W	24	21	5,138	SFP
		300	215	219,474	

Home: 4-1 (72,274) **Away:** 4-1-1 (147,200)

Scoring	TD	RU	Pa	Rt	PAT	FG	S	PTS
Hutson	17	0	17	0	33/34	1/4	0	138
Uram	5	0	4	1	1/1	0/0	0	31
*Sample	5	4	1	0				30
L.Brock	3	2	1	0	2/2	0/1	0	20
Canadeo	3	3	0	0				18
*Fritsch	0	0	0	0	1/1	4/5	0	13
C.Brock	1	0	0	1				6
Carter	1	0	1	0				6
*Ingalls	1	0	1	0				6
Isbell	1	1	0	0				6
Jacunski	1	0	1	0				6
Laws	1	0	1	0				6
Ranspot	1	0	1	0				6
Riddick	1	0	1	0				6
Weisgerber	0	0	0	0	2/2	0/0	0	2
Packers	41	10	28	3	39/40	5/10	0	300
Opponents	28	14	8	6	27/28	6/7	1	215

	GB	Opp
Total First Downs	176	147
Rushing	65	79
Passing	97	59
Penalty	14	9
Total Net Yards	3790	3077
Avg. Per Game	344.5	279.7
Total Plays	752	617
Avg. Per Play	5.0	5.0
Net Yards Rushing	1374	1550
Avg. Per Game	124.9	140.9
Total Rushes	422	375
Net Yards Passing	2407	1471
Avg. Per Game	218.8	133.7
Gross Yards	2407	1471
Att./Completions	330/172	242/100
Completion Pct.	52.1	41.3
Had Intercepted	18	33
Yards Gained/Laterals	9	56
Punts/Average	58/37.4	56/37.0
Penalties/Yards	38/312	63/539
Fumbles/Ball Lost	13/8	22/15
Touchdowns	41	28
Rushing	10	14
Passing	28	8
Returns	3	6

	Rushing	No	Yds	Avg	Long	TD
*Fritsch74	323	4.4	55	0	
Canadeo89	272	3.1	50t	3	
*Sample57	255	4.5	31	4	
L.Brock95	237	2.5	24	2	
Laws29	100	3.4	17	0	
Isbell36	83	2.3	32	1	
Uram24	75	3.1	8	0	
Weisgerber25	21	4.2	6	0	
Hutson3	4	1.3	-	0	
*B.Kahler8	4	0.5	13	0	
Craig2	0	0.0	9	0	
Packers422	1374	3.3	55	10	
Opponents375	1550	4.1	54	14	

Western Div.	W	L	T	Pct	Pts	DP
Chi. Bears	11	0	0	1.000	376	84
Green Bay	8	2	1	.800	300	215
Cleveland	5	6	0	.455	150	207
Chi. Cardinals	3	8	0	.273	98	209
Detroit	0	11	0	.000	38	263

	Receiving	No	Yds	Avg	Long	TD
Hutson74	1211	16.4	73t	17	
Uram21	420	20.0	64t	4	
L.Brock20	139	7.0	29	1	
Canadeo10	66	6.6	15	0	
*Fritsch9	60	6.7	21	0	
Jacunski8	125	15.6	49t	1	
Mason7	86	12.3	19	0	
Riddick6	104	17.3	24t	1	
Laws6	96	16.0	28	1	
*Sample6	35	5.8	10t	1	
*B.Kahler2	21	10.5	12	0	
Carter2	19	9.5	10t	1	
Ranspot1	25	25.0	25t	1	
Packers172	2407	14.0	73t	28	
Opponents100	1471	14.7	67t	8	

	Interceptions	No	Yds	Avg	Long	TD
Hutson7	71	10.1	27	0	
Isbell6	47	7.8	19	0	
C.Brock6	25	4.2	16	0	
Goldenberg4	31	7.8	15	0	
Laws3	67	22.3	38	0	
L.Brock2	32	16.0	19	0	
Uram2	18	9.0	18	0	
Canadeo1	35	35.0	35	0	
*Ingalls1	23	23.0	23t	1	
Tinsley1	3	3.0	3	0	
Packers33	352	10.7	38	1	
Opponents18	282	15.7	54t	2	

	Punting	No	Yds	Avg	TB	In	Lg	B
L.Brock32	1218	38.1	-	-	-	52	2
Canadeo18	645	35.8	-	-	-	47	0
Isbell4	141	35.3	-	-	-	46	0
*Fritsch3	122	40.7	-	-	-	54	0
Staret1	43	43.0	-	-	-	43	0
Packers58	2169	37.4	-	-	-	54	2
Opponents56	2070	37.0	-	-	-	54	1

	Punt Returns	Ret	FC	Yds	Avg	Long	TD
L.Brock8	-	-	86	10.8	22	0
Canadeo7	-	-	76	10.9	26	0
Laws7	-	-	56	8.0	15	0
Uram7	-	-	50	7.1	24	0
*Fritsch1	-	-	31	31.0	31	0
Isbell1	-	-	14	14.0	14	0
*B.Kahler1	-	-	14	14.0	14	0
Packers32	-	-	327	10.2	31	0
Opponents38	-	-	396	10.4	44	0

	Kickoff Returns	No	Yds	Avg	Long	TD
L.Brock9	179	19.9	26	0	
Uram8	208	26.0	98t	1	
Canadeo6	137	22.8	35	0	
Isbell4	63	15.8	17	0	
*Sample3	91	30.3	35	0	
Craig2	24	12.0	16	0	
*Fritsch2	43	21.5	23	0	
Laws2	36	18.0	18	0	
*Berezney1	7	7.0	7	0	
Packers37	788	21.3	98t	1	
Opponents45	1050	23.3	95t	1	

By Quarter	Q1	Q2	Q3	Q4	OT	Pts
Packers	57	90	48	105	0	300
Opponents	45	61	43	66	0	215

Primary Starters

LE	J.Mason
	D.Hutson
LT	B.Ray
	E.Pannell
LG	B.Kuusisto
	R.Letlow
C	*B.Ingalls
	C.Brock
RG	C.Goldenberg
RT	*P.Berezney
RE	J.Carter (5)
	*J.Stonebraker (2)
	*E.Ohlgren (2)
QB	L.Craig
	D.Weisgerber
LHB	T.Canadeo
	C.Isbell
RHB	J.Laws (5)
	A.Uram (2)
	L.Brock (2)
FB	*T.Fritsch

	Passing	Att	Cmp	Yds	Cmp%	Yds/Att	TD	TD%	Int	Int%	LG	Sck	Yds	Rtg
Isbell268	146	2021	54.5	7.54	24	9.0	14	5.2	73t	-	-	-	87.0
Canadeo59	24	310	40.7	5.25	3	5.1	4	6.8	36	-	-	-	46.6
Laws3	2	76	66.7	25.33	1	33.3	0	0.0	62	-	-	-	149.3
Packers330	172	2407	52.1	7.29	28	8.5	18	5.5	73t	-	-	-	81.5
Opponents242	100	1471	41.3	6.08	8	3.3	33	13.6	67t	-	-	-	33.3

* — rookie

COMMUNITY
 ADMIN. & COACHES
 VETERANS
 DRAFT & FREE AGENTS
 REVIEW
 1942
 LAMBEAU FIELD
 MISC.

1943 7-2-1, .778, SECOND, WESTERN DIVISION

Head Coach:	Earl "Curly" Lambeau	GB	Opp	Attend	Site	
S 26	Chicago Bears (GB)	T	21	21	23,675	CiS
O 3	@ Chicago Cardinals	W	28	7	15,563	CoP
O 10	Detroit Lions (GB)	W	35	14	21,396	CiS
O 17	Washington Redskins (Milw)	L	7	33	23,058	SFP
O 24	@ Detroit Lions	W	27	6	41,463	BrS
O 31	@ New York Giants	W	35	21	46,208	PG
N 7	@ Chicago Bears	L	7	21	43,425	WF
N 14	Chicago Cardinals (Milw)	W	35	14	10,831	SFP
N 21	@ Brooklyn Dodgers	W	31	7	18,992	EF
*N 28	New London (Conn.) Diesels					
	(@ Bristol, Conn.)	W	62	14	10,000	MF
D 5	@ Phil-Pitt Steagles (@ Phil.)	W	38	28	34,294	SP
			264	172	278,905	

Home: 2-1-1 (78,960) Away: 5-1 (199,945)

	GB	Opp
Total First Downs	134	122
Rushing	60	62
Passing	66	56
Penalty	8	4
Total Net Yards	3351	2707
Avg. Per Game	335.1	270.7
Total Plays	650	592
Avg. Per Play	5.2	4.6
Net Yards Rushing	1442	1112
Avg. Per Game	144.2	111.2
Total Rushes	397	350
Net Yards Passing	1909	1420
Avg. Per Game	190.9	142.0
Gross Yards	1909	1420
Att./Completions	253/114	242/111
Completion Pct.	45.1	45.9
Had Intercepted	19	42
Yards Gained/Laterals	0	175
Punts/Average	52/36.0	55/36.7
Penalties/Yards	52/403	51/391
Fumbles/Ball Lost	15/6	22/9
Touchdowns	36	25
Rushing	13	9
Passing	21	16
Returns	2	0

By Quarter	Q1	Q2	Q3	Q4	OT	Pts
Packers	80	62	56	66	0	264
Opponents	47	28	34	63	0	172

Primary Starters

LE	D.Hutson
LT	B.Rayo
LG	B.Kuusisto
C	C.Brock
	B.Flowers
RG	C.Goldenberg
	P.Tinsley
RT	P.Berezney
	C.Adams
RE	H.Jacurski
QB	L.Craig
LHB	T.Canadeo
RHB	L.Brock
FB	T.Fritsch
	*T.Falkenstein

	GB	Opp	Rushing	No	Yds	Avg	Long	TD
Hutson	94	489	5.2	35t	3			
Laws	43	232	5.4	31	0			
*Falkenstein	58	198	3.4	59	1			
*Comp	77	182	2.4	27	3			
Fritsch	54	169	3.1	14	4			
L.Brock	45	67	1.5	9	2			
Uram	15	53	3.5	9	0			
Hutson	6	41	6.8	16	0			
Kahler	1	5	5.0	5	0			
Craig	1	3	3.0	3	0			
Lankas	2	2	1.0	1	0			
Starret	1	1	1.0	1	0			
Packers	397	1442	3.6	59	13			
Opponents	350	1112	3.2	47	10			

Western Div.	W	L	T	Pct	Pts	OP
Chi. Bears	8	1	1	.889	303	157
Green Bay	7	2	1	.778	264	172
Detroit	3	6	1	.333	178	218
Chi. Cardinals	0	10	0	.000	95	238

	Receiving	No	Yds	Avg	Long	TD
Hutson	47	776	16.5	79t	11	
Jacurski	24	528	22.0	86t	3	
Uram	10	212	21.2	51	2	
Mason	8	107	13.4	21	2	
Evans	8	71	8.9	13	0	
Laws	5	33	6.6	22	0	
L.Brock	4	57	14.3	32	1	
*Falkenstein	3	39	13.0	18	0	
Canadeo	3	31	10.3	13t	2	
Fritsch	2	55	27.5	82	0	
Packers	114	1909	16.7	86t	21	
Opponents	111	1420	12.8	66t	15	

* — rookie

	Passing	Att	Cmp	Yds	Cmp%	Yds/Att	TD	TD%	Int	Int%	LG	Sck	Yds	Rtng
Canadeo	129	56	875	43.4	6.78	9	7.0	12	9.3	51	-			51.0
*Comp	92	46	662	50.0	7.20	7	7.6	4	4.3	79	-			81.0
L.Brock	22	9	274	40.9	12.45	3	13.6	1	4.5	86t	-			108.7
Uram	6	2	60	33.3	10.00	1	16.7	1	16.7	48	-			71.5
Hutson	4	1	38	25.0	9.50	1	25.0	1	25.0	38	-			66.7
Packers	253	114	1909	45.1	7.55	21	8.3	19	7.5	86t	-			67.4
Opponents	242	111	1420	45.9	5.87	16	6.2	42	17.4	66t	-			47.2

Scoring	TD	Ru	Pa	Rt	PAT	F6	S	Pts
Hutson	12	0	11	1	36/36	3/5	0	117
Canadeo	5	3	2	0				30
*Comp	4	3	0	1				24
Fritsch	4	4	0	0	0/0	0/2	0	24
L.Brock	3	2	1	0				18
Jacurski	3	0	3	0				18
Mason	2	0	2	0				12
Uram	2	0	2	0				12
*Falkenstein	1	1	0	0				6
Adams	0	0	0	0	0/0	1/6	0	3
*Sorenson	0	0	0	0	0/0	0/2	0	0
Packers	36	13	21	2	36/36	4/15	0	264
Opponents	25	9	16	0	22/24	0/3	1	172

Interceptions	No	Yds	Avg	Long	TD
*Comp	10	149	14.9	35	1
Hutson	8	197	24.6	84t	1
Laws	7	67	9.6	17	0
C.Brock	4	61	15.3	41	0
Uram	2	40	20.0	22	0
Goldenberg	2	37	18.5	30	0
Canadeo	2	15	7.5	15	0
*Fries	2	6	3.0	4	0
L.Brock	1	9	9.0	9	0
Tinsley	1	8	8.0	8	0
Jacurski	1	7	7.0	7	0
Starret	1	4	4.0	4	0
Flowers	1	0	0.0	0	0
Packers	42	616	14.7	84t	2
Opponents	19	188	9.9	24	0

Punting	No	Yds	Avg	TB	In	Lg	B
L.Brock	32	1164	36.4	-	-	72	1
*Comp	12	453	37.8	-	-	46	0
Fritsch	5	151	30.2	-	-	47	0
Canadeo	3	102	34.0	-	-	39	0
Packers	52	1870	36.0	-	-	72	1
Opponents	55	2017	36.7	-	-	-	-

Punt Returns	Ret	FC	Yds	Avg	Long	TD
Laws	10	-	84	8.4	19	0
L.Brock	8	-	126	15.8	32	0
Canadeo	8	-	93	11.6	22	0
Uram	5	-	48	9.6	17	0
*Comp	1	-	20	20.0	20	0
Packers	32	-	371	11.6	32	0
Opponents	28	-	330	11.8	22	0

Kickoff Returns	No	Yds	Avg	Long	TD
Canadeo	10	242	24.2	43	0
L.Brock	5	112	22.4	40	0
*Comp	4	81	20.3	24	0
Fritsch	4	99	24.8	32	0
*Falkenstein	2	47	23.5	24	0
Laws	2	47	23.5	24	0
Jacurski	1	33	33.0	33	0
Packers	28	661	23.6	43	0
Opponents	31	606	19.5	37	0

COMMUNITY

ADMIN. & COACHES

VETERANS

DRAFT & FREE AGENTS

REVIEW

2023

LAMBEAU FIELD

MISC.

8-2-0, .800, FIRST, WESTERN DIVISION 1944

Head Coach: Earl "Curly" Lambeau

	GB	Opp	Attend	Site
S 17 Brooklyn Tigers (Milw).....	W	14	7	12,994 SFP
S 24 Chicago Bears (GB).....	W	42	28	24,362 CFS
O 1 Detroit Lions (Milw).....	W	27	6	18,556 SFP
O 8 Card-Pitt (GB).....	W	34	7	16,535 OIS
*O 14 Philadelphia Eagles (@ Nashville).....	L	13	38	20,000 DF
O 22 Cleveland Rams (GB).....	W	30	21	18,780 CFS
O 29 @ Detroit Lions.....	W	14	0	30,844 BrS
N 5 @ Chicago Bears.....	L	0	21	45,553 WF
N 12 @ Cleveland Rams.....	W	42	7	17,166 CMS
N 19 @ New York Giants.....	L	0	24	56,481 PG
N 26 @ Card-Pitt (@ Chicago).....	W	35	20	7,158 CoP
		238	141	248,429

Home: 5-0 (91,227) Away: 3-2 (157,202)

NFL Championship

D 17 @ New York Giants.....	W	14	7	46,016 PG
-----------------------------	---	----	---	-----------

	GB	Opp
Total First Downs	147	114
Rushing.....	70	56
Passing.....	63	49
Penalty.....	14	9
Total Net Yards	3024	2417
Avg. Per Game.....	302.4	241.7
Total Plays.....	648	583
Avg. Per Play.....	4.7	4.1
Net Yards Rushing	1517	1130
Avg. Per Game.....	151.7	113.0
Total Rushes.....	395	357
Net Yards Passing	1471	1229
Avg. Per Game.....	147.1	122.9
Gross Yards.....	1471	1229
Att./Completions.....	253/105	226/89
Completion Pct.....	41.5	39.4
Had Intercepted.....	24	29
Yards Gained/Laterals	36	58
Punts/Average	48/36.9	57/36.7
Penalties/Yards	62/558	88/700
Fumbles/Ball Lost	11/7	25/13
Touchdowns	34	20
Rushing.....	16	8
Passing.....	15	11
Returns.....	3	1

By Quarter	Q1	Q2	Q3	Q4	OT	Pts
Packers.....	56	77	41	64	0	238
Opponents.....	34	27	38	42	0	141

	GB	Opp	Rushing	No	Yds	Avg	Long	TD
Fritsch.....	94	322	3.4	18	4			
*Perkins.....	58	207	3.6	26	0			
L.Brock.....	36	200	5.6	42	3			
Laws.....	45	200	4.4	20	3			
*Duhart.....	51	183	3.6	16	2			
Canadeo.....	31	149	4.8	34	0			
Comp.....	52	134	2.6	28	2			
Hutson.....	12	87	7.3	27	0			
Starret.....	10	21	2.1	8	2			
*McKay.....	5	12	2.4	11	0			
Urban.....	1	2	2.0	2	0			
Packers.....	395	1517	3.8	42t	16			
Opponents.....	357	1130	3.2	75t	8			

Western Div.	W	L	T	Pct	Pts	DP
Green Bay.....	8	2	0	.800	238	141
Chi. Bears.....	6	3	1	.667	258	172
Detroit.....	6	3	1	.667	216	151
Cleveland.....	4	6	0	.400	188	224
Card-Pitt.....	0	10	0	.000	108	328

	Receiving	No	Yds	Avg	Long	TD
Hutson.....	58	866	14.9	55t	9	
*Duhart.....	9	176	19.6	32	2	
Jacunski.....	9	151	16.8	48	0	
Laws.....	7	61	8.7	29t	1	
Wehba.....	6	67	11.2	17	0	
L.Brock.....	4	74	18.5	52t	2	
Fritsch.....	3	5	1.7	13	0	
Craig.....	2	17	8.5	9	0	
Comp.....	2	16	8.0	11t	1	
Canadeo.....	1	12	12.0	12	0	
Urban.....	1	10	10.0	10	0	
Mason.....	1	9	9.0	9	0	
Starret.....	1	6	6.0	6	0	
*Perkins.....	1	1	1.0	1	0	
Packers.....	105	1471	14.0	55t	15	
Opponents.....	89	1224	13.8	72t	11	

* — rookie

Scoring	TD	Ru	Pa	Rt	PAT	FG	S	Pts
Hutson.....	9	0	0	0	31/33	0/3	0	85
L.Brock.....	5	3	2	0	0	0	0	30
Fritsch.....	5	4	0	1	0	0	0	30
*Duhart.....	4	2	2	0	0	0	0	24
Laws.....	4	3	1	0	0	0	0	24
Comp.....	3	2	1	0	0	0	0	18
*Perkins.....	2	0	0	2	0	0	0	12
Starret.....	2	2	0	0	0	0	0	12
Sorenson.....	0	0	0	0	1/1	0/1	0	1
Schwammel.....	0	0	0	0	0/0	0/1	0	0
Packers.....	34	16	15	3	32/34	0/5	1	238
Opponents.....	20	8	11	1	18/19	1/2	0	141

Interceptions	No	Yds	Avg	Long	TD
Fritsch.....	6	115	19.2	50t	1
Comp.....	6	54	9.0	43	0
Hutson.....	4	50	12.5	43	0
*Duhart.....	4	23	5.8	14	0
Laws.....	3	36	12.0	16	0
*Perkins.....	2	123	61.5	83t	2
*Bilda.....	1	25	25.0	25	0
Craig.....	1	20	20.0	20	0
Wehba.....	1	7	7.0	7	0
C.Brock.....	1	1	1.0	1	0
Packers.....	29	454	15.7	83t	3
Opponents.....	24	344	14.3	48	1

Punting	No	Yds	Avg	TD	In	Lg	B
L.Brock.....	14	491	35.1	-	-	50	0
Canadeo.....	13	479	36.8	-	-	46	0
Fritsch.....	10	408	40.8	-	-	54	0
*McKay.....	8	297	37.1	-	-	55	0
Starret.....	2	66	33.0	-	-	43	0
*Perkins.....	1	31	31.0	-	-	31	0
Packers.....	48	1772	36.9	-	-	55	0
Opponents.....	57	2092	36.7	-	-	73	0

Punt Returns	Ret	FC	Yds	Avg	Long	TD
Laws.....	15	-	118	7.9	23	0
L.Brock.....	4	-	36	9.0	22	0
*Duhart.....	3	-	32	10.7	18	0
Comp.....	2	-	32	16.0	18	0
*McKay.....	2	-	19	9.5	17	0
Canadeo.....	1	-	4	4.0	4	0
Packers.....	27	-	241	8.9	23	0
Opponents.....	18	-	192	10.7	20	0

Kickoff Returns	No	Yds	Avg	Long	TD
Fritsch.....	11	288	26.2	44	0
Laws.....	8	132	16.5	25	0
L.Brock.....	2	41	20.5	21	0
Comp.....	2	35	17.5	18	0
*Perkins.....	2	34	17.0	18	0
Canadeo.....	1	12	12.0	12	0
Craig.....	1	17	17.0	17	0
*Duhart.....	1	18	18.0	18	0
Starret.....	1	13	13.0	13	0
Urban.....	1	20	20.0	20	0
Packers.....	30	610	20.3	44	0
Opponents.....	34	806	23.7	44	0

Primary Starters

LE	D.Hutson
LT	M.Croft
	B.Ray
LG	G.Sorenson
	B.Kuusisto
C	C.Brock
	B.Flowers
RG	P.Tinsley
	G.Sorenson
RT	P.Berezney
	A.Schwammel
RE	H.Jacunski
QB	L.Craig
LHB	I.Comp
RHB	L.Brock
	J.Laws
FB	T.Fritsch

Passing	Att	Cmp	Yds	Cmp%	Yds/Att	TD	TD%	Int	Int%	LG	Sck	Yds	Rtg
Comp.....	177	80	1159	45.2	6.55	12	6.8	21	11.9	55t	-	-	50.0
L.Brock.....	21	5	94	23.8	4.48	2	9.5	0	0.0	48	-	-	77.5
Canadeo.....	20	9	89	45.0	4.45	0	0.0	0	0.0	51	-	-	58.1
*McKay.....	14	6	72	42.9	5.14	1	7.1	2	14.3	26t	-	-	43.5
*Duhart.....	13	4	42	30.8	3.23	0	0.0	0	0.0	12	-	-	41.2
Laws.....	4	1	15	25.0	3.75	0	0.0	1	25.0	15	-	-	3.1
Hutson.....	3	0	0	0.0	0.00	0	0.0	0	0.0	0	-	-	39.6
*Bilda.....	1	0	0	0.0	0.00	0	0.0	0	0.0	0	-	-	39.6
Packers.....	253	105	1471	41.5	5.81	15	5.9	24	9.5	55t	-	-	41.1
Opponents.....	226	89	1229	39.4	5.44	11	4.9	29	12.8	72t	-	-	34.2

1945 6-4-0, .600, THIRD, WESTERN DIVISION

Head Coach: Earl "Curly" Lambeau

	GB	Opp	Attend	Site
S 30 Chicago Bears (GB)	W	31 21	24,525	CiS
O 7 Detroit Lions (Milw)	W	57 21	20,463	SFP
O 14 Cleveland Rams (GB)	L	14 27	24,607	CiS
O 21 Boston Yanks (Milw)	W	38 14	20,846	SFP
O 28 Chicago Cardinals (GB)	W	33 14	19,221	CiS
N 4 @ Chicago Bears	L	24 28	45,527	WF
N 11 @ Cleveland Rams	L	7 20	28,686	CMS
N 18 @ Boston Yanks	W	28 0	31,923	FP
N 25 @ New York Giants	W	23 14	52,681	PG
D 2 @ Detroit Lions	L	3 14	23,468	BrS
		258 173	291,947	

Home: 4-1 (109,662) Away: 2-3 (182,285)

	GB	Opp	Rushing	No	Yds	Avg	Long	TD
Total First Downs	131	137	Fritsch	89	282	3.2	31	7
Rushing	73	65	McKay	71	231	3.3	41	2
Passing	44	57	L.Brock	46	196	4.3	28	3
Penalty	14	15	Perkins	35	175	5.0	49	1
Total Net Yards	2869	3116	*Smith	21	94	4.5	27	0
Avg. Per Game	286.9	311.6	Comp.	57	92	1.6	18	1
Total Plays	595	619	Laws	16	82	5.1	20	0
Avg. Per Play	4.8	5.0	Hutson	8	60	7.5	18	1
Net Yards Rushing	1325	1349	*Mosley	16	49	3.1	9	0
Avg. Per Game	132.5	134.9	Starret	5	26	5.2	13	0
Total Rushes	377	388	*Goodnight	8	26	3.3	12	0
Net Yards Passing	1536	1708	*Snelling	3	10	3.3	8	0
Avg. Per Game	153.6	170.8	Sample	2	2	1.0	3	0
Gross Yards	1536	1708	Packers	377	1325	3.5	49	15
Att./Completions	218/81	231/111	Opponents	388	1349	3.5	72t	16
Completion Pct.	37.2	48.1						
Had Intercepted	24	24						
Yards Gained/Laterals	8	59						
Yards/Average	46/40.0	59/37.5						
Penalties/Yards	69/723	68/701						
Fumbles/Ball Lost	21/9	31/17						
Touchdowns	35	25						
Rushing	15	16						
Passing	14	9						
Returns	6	0						

By Quarter	Q1	Q2	Q3	Q4	OT	Pts
Packers	52	116	56	34	0	258
Opponents	40	42	35	56	0	173

Western Div.	W	L	T	Pct	Pts	OP
Cleveland	9	1	0	.900	244	136
Detroit	7	3	0	.700	195	194
Green Bay	6	4	0	.600	258	173
Chi. Bears	3	7	0	.300	192	235
Chi. Cardinals	1	9	0	.100	98	228

Receiving	No	Yds	Avg	Long	TD
Hutson	47	834	17.7	75t	9
*Luhn	10	151	15.1	44t	1
*Goodnight	7	283	40.4	75t	3
L.Brock	4	87	21.8	46	0
Mulleaux	3	31	10.3	13	0
Fritsch	3	13	4.3	9	0
Laws	2	11	5.5	7	0
Perkins	2	11	5.5	10	0
Urban	1	55	55.0	55	0
Comp.	1	50	50.0	50t	1
*Mosley	1	10	10.0	10	0
Packers	81	1536	19.0	75t	14
Opponents	111	1708	15.4	84t	9

* — rookie

Scoring	TD	Ru	Pa	Rt	PAT	FG	S	PIS
Hutson	10	1	9	0	31/35	2/4	0	97
Fritsch	8	7	0	1	0/0	3/8	0	57
L.Brock	3	3	0	0				18
Comp	3	1	1	1				18
*Goodnight	3	0	3	0				18
C.Brock	2	0	2	0				12
McKay	2	2	0	0				12
Craig	1	0	0	1				6
*Crimmins	1	0	0	1				6
*Luhn	1	0	1	0				6
Perkins	1	1	0	0				6
Sorenson	0	0	0	0	0/0	0/1	0	0
Packers	35	15	14	6	31/35	5/13	1	258
Opponents	25	16	9	0	23/25	0/3	0	173

Interceptions	No	Yds	Avg	Long	TD
C.Brock	4	122	30.5	38	2
Hutson	4	15	3.8	15	0
Laws	3	60	20.0	35	0
L.Brock	3	33	11.0	23	0
McKay	3	33	11.0	18	0
Comp.	2	67	33.5	54t	1
Fritsch	1	69	69.0	69t	1
Starret	1	27	27.0	27	0
*Mosley	1	20	20.0	20	0
*Crimmins	1	12	12.0	12t	1
Tinsley	1	6	6.0	6	0
Packers	24	464	19.3	69t	5
Opponents	24	356	14.8	-	0

Punting	No	Yds	Avg	TB	In	Ln	B
McKay	44	1814	41.2	-	-	-	73
*Keuper	1	12	12.0	-	-	-	12
Perkins	1	13	13.0	-	-	-	13
Packers	46	1839	40.0	-	-	-	73
Opponents	59	2210	37.5	-	-	-	56

Punt Returns	Ret	FC	Yds	Avg	Long	TD
Laws	12	-	78	6.5	21	0
McKay	7	-	66	9.4	17	0
*Smith	6	-	67	11.2	20	0
L.Brock	4	-	37	9.3	18	0
Comp.	4	-	36	9.0	15	0
Mason	1	-	20	20.0	20	0
*Mosley	1	-	13	13.0	13	0
Packers	35	-	317	9.1	21	0
Opponents	25	-	284	11.4	32	0

Kickoff Returns	No	Yds	Avg	Long	TD
Fritsch	8	279	34.9	79	0
Comp.	5	110	22.0	31	0
Hutson	4	37	9.3	12	0
Laws	4	72	18.0	29	0
McKay	4	67	16.8	26	0
*Smith	2	46	23.0	26	0
L.Brock	1	12	12.0	12	0
Craig	1	11	11.0	11	0
*Goodnight	1	8	8.0	8	0
Mason	1	15	15.0	15	0
Pannell	1	10	10.0	10	0
Starret	1	3	3.0	3	0
Packers	33	670	20.3	79	0
Opponents	39	737	18.9	36	0

Primary Starters

LE	*C.Goodnight
	D.Hutson
LT	B.Ray
LG	C.Tollefson
C	C.Brock
	B.Flowers
RG	P.Tinsley
RT	*P.Lipscomb
RE	*N.Luhn
	J.Mason
QB	L.Craig
LHB	I.Comp
RHB	J.Laws
	L.Brock
FB	T.Fritsch

Passing	Att	Cmp	Yds	Cmp%	Yds/Att	TD	TD%	Int	Int%	LG	Yds	Ring
Comp.	106	44	865	41.5	8.16	7	6.6	11	10.4	75t	-	53.1
McKay	89	32	520	36.0	5.84	5	5.6	9	10.1	59t	-	35.5
L.Brock	22	5	151	22.7	6.86	2	9.1	3	13.6	50t	-	46.4
*Mosley	0	0	0	0.0	0.00	0	0.0	1	100.0	0	-	0.0
Packers	218	81	1536	37.2	7.05	14	6.4	24	11.0	75t	-	44.2
Opponents	231	111	1708	48.1	7.39	9	3.9	24	10.4	84t	-	46.3

6-5-0, .545, THIRD (TIE), WESTERN DIVISION 1946

Head Coach: Earl "Curly" Lambeau

	GB	Opp	Attnd	Site	
S 29 Chicago Bears (GB)	L	7	30	25,049	CIS
O 6 Los Angeles Rams (Milw)	L	17	21	27,049	SFP
O 13 @ Philadelphia Eagles	W	19	7	36,127	SP
O 20 Pittsburgh Steelers (GB)	W	17	7	22,588	CIS
O 27 Detroit Lions (Milw)	W	10	7	23,564	SFP
N 3 @ Chicago Bears	L	7	10	46,321	WF
N 10 @ Chicago Cardinals	W	19	7	30,681	CP
N 17 @ Detroit Lions	W	9	0	21,055	BrS
N 24 Chicago Cardinals (GB)	L	6	24	16,150	CIS
D 1 @ Washington Redskins	W	20	7	33,691	GrS
D 8 @ Los Angeles Rams	L	17	38	46,838	LAC
		148	158	329,113	

Home: 2-3 (114,400) Away: 4-2 (214,713)

Scoring	TD	Ru	Pa	Rt	PAT	FG	S	PTS
Fritsch	10	9	1	0	13/15	9/17	0	100
Luhn	2	0	2	0				14
*Schlinkman	2	2	0	0				12
McKay	1	1	0	0	2/2	0/0		8
Comp	1	1	0	0				6
Goodnight	1	0	1	0				6
*Odson	0	0	0	0				2
Packers	17	13	4	0	15/17	9/17	2	148
Opponents	21	12	6	3	20/21	4/7	0	158

Interceptions	No	Yds	Avg	Long	TD
Rohrig	5	134	26.8	51	0
*Aberson	3	53	17.7	33	0
*Nussbaumer	3	31	10.3	16	0
Keuper	3	22	7.3	10	0
Comp	2	38	19.0	21	0
*Forte	2	23	11.5	16	0
Canadeo	1	23	23.0	23	0
McKay	1	20	20.0	20	0
Mosley	1	20	20.0	20	0
Mitchell	1	18	18.0	18	0
Fritsch	1	15	15.0	15	0
Ray	1	2	2.0	2	0
Packers	24	399	16.6	51	0
Opponents	18	275	15.3	85	1

Punting	No	Yds	Avg	TB	In	Lg	B
McKay	64	2735	42.7	-	-	64	1
Fritsch	1	52	52.0	-	-	52	0
Packers	65	2787	42.9	-	-	64	1
Opponents	60	2513	41.9	-	-	69	0

Punt Returns	Ret	FG	Yds	Avg	Long	TD
*Nussbaumer	12	-	98	8.2	21	0
Rohrig	8	-	98	12.3	18	0
Canadeo	6	-	76	12.7	22	0
Smith	2	-	12	6.0	8	0
Packers	28	-	284	10.1	22	0
Opponents	35	-	414	11.8	70	0

Kickoff Returns	No	Yds	Avg	Long	TD
Canadeo	6	163	27.2	38	0
*Nussbaumer	6	148	24.7	44	0
Rohrig	5	106	21.2	27	0
*Aberson	3	69	23.0	26	0
Fritsch	3	68	22.7	37	0
Craig	2	18	9.0	11	0
Luhn	2	28	14.0	17	0
McKay	2	41	20.5	22	0
*Schlinkman	2	43	21.5	23	0
Comp	1	29	29.0	29	0
Keuper	1	6	6.0	6	0
Smith	1	21	21.0	21	0
Packers	34	740	21.8	44	0
Opponents	28	683	24.4	51	0

* — rookie

	GB	Opp
Total First Downs	160	156
Rushing	112	82
Passing	34	59
Penalty	14	15
Total Net Yards	2618	2661
Avg. Per Game	238.0	241.9
Total Plays	738	581
Avg. Per Play	3.5	4.6
Net Yards Rushing	1765	1372
Avg. Per Game	160.5	124.7
Total Rushes	560	367
Net Yards Passing	841	1288
Avg. Per Game	76.5	117.1
Gross Yards	841	1288
Att./Completions	178/54	214/94
Completion Pct.	30.3	43.9
Had Intercepted	18	24
Yards Gained/Laterals	12	1
Punts/Average	65/42.9	60/41.9
Penalties/Yards	82/693	76/628
Fumbles/Ball Lost	24/11	45/28
Touchdowns	17	21
Rushing	13	12
Passing	4	6
Returns	0	3

By Quarter	Q1	Q2	Q3	Q4	OT	Pts
Packers	13	47	33	55	0	148
Opponents	24	38	45	51	0	158

	Rushing	No	Yds	Avg	Long	TD
Canadeo	122	476	3.9	27	0	
Fritsch	128	444	3.5	32	9	
*Schlinkman	97	379	3.9	44	2	
*Aberson	48	161	3.4	13	0	
Smith	22	119	5.4	36	0	
*Forte	17	73	4.3	20	0	
Comp	61	62	1.0	29	1	
*Nussbaumer	29	43	1.5	16	0	
McKay	21	34	1.6	9t	1	
Craig	1	-3	-3.0	-3	0	
Rohrig	14	-23	-1.6	15	0	
Packers	560	1765	3.2	44	13	
Opponents	367	1372	3.7	61t	12	

Western Div.	W	L	T	Pct	Pts	OP
Chi. Bears	8	2	1	.800	289	193
Los Angeles	6	4	1	.600	277	257
Green Bay	6	5	0	.545	148	158
Chi. Cardinals	6	5	0	.545	260	198
Detroit	1	10	0	.091	142	310

Receiving	No	Yds	Avg	Long	TD
Goodnight	16	308	19.3	51t	1
Luhn	16	224	14.0	36t	2
*Nussbaumer	10	143	14.3	35	0
*Wells	2	74	37.0	65	0
Rohrig	2	36	18.0	21	0
Canadeo	2	25	12.5	15	0
Fritsch	2	13	6.5	12t	1
*Forte	2	5	2.5	4	0
*Prescott	1	8	8.0	8	0
*Schlinkman	1	5	5.0	5	0
Packers	54	841	15.6	65	4
Opponents	94	1288	13.7	54	6

Primary Starters

LE	C. Goodnight
LT	B. Ray
LG	*D. Wildung
C	C. Brock
RG	*M. Pregulman
RT	P. Lipscomb
RE	N. Luhn
	*D. Wells
QB	L. Craig
LHB	B. Smith (3)
	I. Comp (2)
	T. Canadeo (2)
	*C. Aberson (2)
RHB	H. Rohrig
	*B. Nussbaumer
FB	T. Fritsch

Passing	Att	Cmp	Yds	Cmp%	Yds/Att	TD	TD%	Int	Int%	Lg	Sck	Yds	Rtg
Comp	94	27	333	28.7	3.54	1	1.1	8	8.5	35	-	-	9.9
*Aberson	41	14	184	34.1	4.49	0	0.0	5	12.2	30	-	-	9.7
Canadeo	27	7	189	25.9	7.00	1	3.7	3	11.1	51t	-	-	29.0
Rohrig	8	2	97	25.0	12.13	1	12.5	1	12.5	65	-	-	77.6
*Forte	7	3	28	42.9	4.00	1	14.3	1	14.3	15	-	-	54.5
*Nussbaumer	1	1	10	100.0	10.00	0	0.0	0	0.0	10	-	-	108.3
Packers	178	54	841	30.3	4.72	4	2.2	18	10.1	65	-	-	15.0
Opponents	214	94	1288	43.9	6.02	6	2.8	24	11.2	54	-	-	33.5

COMMUNITY
 ADMIN. & COACHES
 VETERANS
 DRAFT & FREE AGENTS
 2023 REVIEW
 1946
 LAMBEAU FIELD
 MISC.

1947 6-5-1, .545, THIRD, WESTERN DIVISION

Head Coach: Earl "Curly" Lambeau

	GB	Opp	Attend	Site
S 28 Chicago Bears (GB)	29	20	25,461	CtS
O 5 Los Angeles Rams (Milw)	17	14	31,613	SFP
O 12 Chicago Cardinals (GB)	10	14	25,562	CtS
O 19 Washington Redskins (Milw)	27	10	28,572	SFP
O 26 Detroit Lions (GB)	34	17	25,179	CtS
N 2 Pittsburgh Steelers (Milw)	17	18	30,073	SFP
N 9 @ Chicago Bears	17	20	46,112	WF
N 16 @ Chicago Cardinals	20	21	40,086	CoP
N 23 @ New York Giants	24	24	27,939	PG
N 30 @ Los Angeles Rams	30	10	31,040	LAC
D 7 @ Detroit Lions	35	14	14,055	BrS
D 14 @ Philadelphia Eagles	14	28	24,216	SP
	274	210	349,908	

Home: 4-2 (166,400) Away: 2-3-1 (183,508)

	GB	Opp
Total First Downs	206	193
Rushing	105	96
Passing	82	71
Penalty	19	26
Total Net Yards	3769	3206
Avg. Per Game	314.1	267.2
Total Plays	763	710
Avg. Per Play	4.9	4.5
Net Yards Rushing	2149	1606
Avg. Per Game	179.1	133.8
Total Rushes	510	433
Net Yards Passing	1620	1600
Avg. Per Game	135.0	133.3
Gross Yards	1724	1790
Att./Completions	253/112	277/122
Completion Pct.	44.3	44.0
Had Intercepted	19	30
Yards Gained/Laterals	0	0
Punts/Average	65/43.6	65/43.5
Penalties/Yards	104/1019	88/759
Fumbles/Ball Lost	24/13	41/21
Touchdowns	33	28
Rushing	14	13
Passing	17	14
Returns	2	1

By Quarter	Q1	Q2	Q3	Q4	OT	Pts
Packers	49	61	85	79	0	274
Opponents	37	57	58	58	0	210

	Rushing	No	Yds	Avg	Long	TD
Canadeo	103	464	4.5	35	2	
Schlinkman	115	439	3.8	20	2	
Smith	47	288	6.1	37	1	
*Cody	56	263	4.7	51	2	
Fritsch	68	247	3.6	48	6	
Gillette	50	207	4.1	26	0	
B.Forte	29	80	2.8	12	0	
Jacobs	18	64	3.6	15t	1	
Comp.	5	46	9.2	34	0	
Rohrig	7	22	3.1	6	0	
Keuper	6	14	2.3	8	0	
McKay	3	11	3.7	5	0	
Cuff	1	7	7.0	7	0	
Goodnight	1	-1	-1.0	-1	0	
*Wilson	1	-2	-2.0	-2	0	
Packers	510	2149	4.2	51	14	
Opponents	433	1606	3.7	41	13	

Western Div.	W	L	T	Pct	Pts	Opp
Chi. Cardinals	9	3	0	.750	306	231
Chi. Bears	8	4	0	.667	363	241
Green Bay	6	5	1	.545	274	210
Los Angeles	6	6	0	.500	259	214
Detroit	3	9	0	.250	231	305

	Receiving	No	Yds	Avg	Long	TD
Luhn	42	696	16.6	44	7	
Goodnight	38	593	15.6	69t	6	
Gillette	12	224	18.7	50	1	
B.Forte	7	80	11.4	22t	2	
Smith	4	50	12.5	36t	1	
*Wilson	3	34	11.3	15	0	
Keuper	2	37	18.5	26	0	
Schlinkman	2	-6	-3.0	-1	0	
Craig	1	14	14.0	14	0	
*Cody	1	2	2.0	2	0	
Packers	112	1724	15.4	69t	17	
Opponents	122	1790	14.7	66t	14	

* — rookie

Scoring	TD	Ru	Pa	Rt	PAT	FG	S	Pts
Fritsch	6	6	0	0	2/2	6/13	0	56
Cuff	0	0	0	0	30/30	7/16	0	51
Luhn	7	0	0	0			0	42
Goodnight	6	0	6	0			0	36
B.Forte	3	0	2	1			0	18
Smith	2	1	1	0			1	14
Canadeo	2	2	0	0			0	12
*Cody	2	2	0	0			0	12
Schlinkman	2	2	0	0			0	12
Gillette	1	0	1	0			0	6
Jacobs	1	1	0	0			0	6
Neal	1	0	0	1			0	6
Wildung	0	0	0	0			1	2
McKay	0	0	0	0	1/1	0/0	0	1
Packers	33	14	17	2	33/33	13/29	2	274
Opponents	28	13	14	1	25/28	5/11	1	210

Interceptions	No	Yds	Avg	Long	TD
B.Forte	9	140	15.6	68t	1
Comp.	6	65	10.8	30	0
Rohrig	5	80	16.0	28	0
Jacobs	4	64	16.0	29	0
Keuper	2	41	20.5	26	0
Brook	2	14	7.0	7	0
Flowers	1	12	12.0	12	0
Fritsch	1	12	12.0	12	0
Packers	30	428	14.3	68t	1
Opponents	19	293	15.4	63t	1

Punting	No	Yds	Avg	TB	In	Lg	B
Jacobs	57	2481	43.5	-	-	74	1
McKay	8	350	43.8	-	-	54	0
Packers	65	2831	43.6	-	-	74	1
Opponents	65	2830	43.5	-	-	86	0

Punt Returns	Ret	FC	Yds	Avg	Long	TD
Rohrig	18	-	213	11.8	28	0
Gillette	11	-	168	15.3	26	0
Canadeo	10	-	111	11.1	24	0
*Cody	2	-	30	15.0	20	0
Comp.	1	-	0	0.0	0	0
B.Forte	1	-	15	15.0	15	0
Jacobs	1	-	4	4.0	4	0
Smith	1	-	22	22.0	22	0
Packers	45	-	563	12.5	28	0
Opponents	44	-	483	11.0	35	0

Kickoff Returns	No	Yds	Avg	Long	TD
Canadeo	15	312	20.8	35	0
*Cody	10	269	26.9	39	0
Fritsch	5	100	20.0	25	0
Gillette	3	66	22.0	29	0
Smith	3	61	20.3	23	0
B.Forte	2	28	14.0	23	0
Luhn	2	30	15.0	18	0
Goodnight	1	7	7.0	7	0
Lipscomb	1	1	1.0	1	0
Packers	42	874	20.8	39	0
Opponents	48	1034	21.5	40	0

Primary Starters

LE	C. Goodnight
LT	B. Ray
LG	D. Wildung
C	L. Gatewood
	C. Brock
RG	D. Tasso
	*R. Davis
RT	P. Lipscomb
RE	N. Luhn
QB	J. Jacobs
	L. Craig
LHB	B. Smith
	T. Canadeo
RHB	B. Forte
	H. Rohrig
FB	T. Fritsch

Passing	Att	Cmp	Yds	Cmp%	Yds/Att	TD	TD%	Int	Int%	LG	Sck	Yds	Rtg
Jacobs	242	108	1615	44.6	6.67	16	6.6	17	7.0	69t	-	-	59.8
Canadeo	8	3	101	37.5	12.63	1	12.5	1	12.5	38	-	-	85.4
B.Forte	2	1	8	50.0	4.00	0	0.0	0	0.0	8	-	-	60.4
Comp.	1	0	0	0.0	0.00	0	0.0	0	100.0	0	-	-	0.0
Packers	253	112	1724	44.3	6.81	17	6.7	19	7.5	69t	104	104	58.5
Opponents	277	122	1790	44.0	6.46	14	5.1	30	10.8	66t	190	190	43.0

3-9-0, .250, FOURTH, WESTERN DIVISION 1948

Head Coach: Earl "Curly" Lambeau

	GB	Opp	Attend	Site
S 17 @ Boston Yanks.....	W	31 0	15,443	FP
S 26 Chicago Bears (GB).....	L	7 45	25,546	CIS
O 3 Detroit Lions (GB).....	W	33 21	24,206	CIS
O 10 Chicago Cardinals (Milw).....	L	7 17	34,369	SFP
O 17 Los Angeles Rams (GB).....	W	16 0	25,119	CIS
O 24 Washington Redskins (Milw).....	L	7 23	13,433	SFP
O 31 @ Detroit Lions.....	L	20 24	16,174	BrS
N 7 @ Pittsburgh Steelers.....	L	7 38	26,058	FoF
N 14 @ Chicago Bears.....	L	6 7	48,113	WF
N 21 New York Giants (Milw).....	L	3 49	12,639	SFP
N 28 @ Los Angeles Rams.....	L	10 24	23,874	LAC
D 5 @ Chicago Cardinals.....	L	7 42	26,072	CoP
		154 290	291,046	

Home: 2-4 (135,312) Away: 1-5 (155,734)

	GB	Opp	Rushing	No	Yds	Avg	Long	TD
Total First Downs	172	222	Canadeo.....	123	589	4.8	49t	4
Rushing.....	89	132	Schlinkman.....	106	441	4.2	19	4
Passing.....	58	74	Fritsch.....	37	173	4.7	30	0
Penalty.....	25	16	*Earhart.....	30	140	4.7	72t	1
Total Net Yards	2842	3698	*Provo.....	29	90	3.1	15	0
Avg. Per Game.....	236.8	308.2	*E.Smith.....	27	85	3.1	10	0
Total Plays.....	720	797	Jacobs.....	24	73	3.0	23	1
Avg. Per Play.....	3.9	4.6	Cody.....	26	58	2.2	10	0
Net Yards Rushing	1759	2153	Forte.....	12	30	2.5	9	0
Avg. Per Game.....	146.6	179.4	Roskie.....	5	28	5.6	9	1
Total Rushes.....	446	537	*Girard.....	13	26	2.0	7	0
Net Yards Passing	1071	1476	B.Smith.....	6	21	3.5	20	0
Avg. Per Game.....	89.3	123.0	Comp.....	3	1.0	2	0	0
Gross Yards.....	1364	1626	*Moss.....	5	2	0.4	3	0
Att./Completions.....	274/109	260/134	Packers.....	446	1759	3.9	72t	11
Completion Pct.....	39.8	51.5	Opponents.....	537	2153	4.0	72t	20
Had Intercepted.....	29	29						

	GB	Opp
Yards Gained/Laterals	12	69
Punts/Average	78/40.3	70/43.3
Penalties/Yards	104/941	91/771
Fumbles/Ball Lost	30/19	23/15
Touchdowns	20	39
Rushing.....	11	21
Passing.....	8	13
Returns.....	1	5

By Quarter	Q1	Q2	Q3	Q4	OT	Pts
Packers	40	44	20	50	0	154
Opponents	55	90	59	86	0	290

Western Div.	W	L	T	Pct	Pts	OP
Chi. Cardinals	11	1	0	.917	395	226
Chi. Bears	10	2	0	.833	375	151
Los Angeles	6	5	1	.545	327	269
Green Bay	3	9	0	.250	154	290
Detroit	2	10	0	.167	200	407

Receiving	No	Yds	Avg	Long	TD
Goodnight.....	28	448	16.0	57	3
Luhn.....	17	285	16.8	40	2
*Earhart.....	17	194	11.4	64t	2
Cook.....	13	156	12.0	23	0
*E.Smith.....	12	121	10.1	49	0
Canadeo.....	9	81	9.0	32	0
Forte.....	6	63	10.5	19	1
*Provo.....	4	-9	-2.2	3	0
Wilson.....	2	23	11.5	14	0
*Girard.....	1	2	2.0	2	0
Packers.....	109	1364	12.5	64t	8
Opponents.....	134	1626	12.1	61t	13

* - rookie

Passing	Att	Cmp	Yds	Cmp%	Yds/Att	TD	TD%	Int	Int%	LG	Sck	Yds	RtnG
Jacobs.....	184	82	848	44.6	4.61	5	2.7	21	11.4	64t	-	-	27.9
Comp.....	49	16	335	32.7	6.84	1	2.0	7	14.3	50t	-	-	25.0
*Moss.....	17	4	20	23.5	1.18	0	0.0	0	0.0	10	-	-	39.6
*Girard.....	14	4	117	28.6	8.36	1	7.1	1	7.1	40	-	-	56.0
Canadeo.....	8	2	24	25.0	3.00	0	0.0	0	0.0	15	-	-	39.6
*Provo.....	1	1	20	100.0	20.00	1	100.0	0	0.0	20	-	-	158.3
B.Smith.....	1	0	0	0.0	0.00	0	0.0	0	0.0	0	-	-	39.6
Packers.....	274	109	1364	39.8	4.98	8	2.9	29	10.6	64t	293	26.1	
Opponents.....	260	134	1626	51.5	6.25	13	5.0	29	11.2	61t	150	48.2	

Scoring	TD	Ru	Pa	Rt	PAT	FG	S	Pts
Fritsch	1	0	0	1	5/6	6/16	0	29
Canadeo	4	4	0	0	0	0	0	24
Schlinkman	4	4	0	0	0	0	0	24
*Earhart	3	1	2	0	0	0	0	18
Goodnight	3	0	3	0	0	0	0	18
Luhn	2	2	0	2	0	0	0	12
Cody	0	0	0	0	11/13	0/0	0	11
Forte	1	0	1	0	0	0	0	6
Jacobs	1	1	0	0	0	0	0	6
Roskie	1	1	0	0	0	0	0	6
Packers	20	11	8	1	16/19	6/16	0	154
Opponents	39	21	13	5	38/39	6/14	0	290

Interceptions	No	Yds	Avg	Long	TD
Cook.....	6	81	13.5	27	0
Comp.....	5	86	17.2	28	0
Forte.....	5	56	11.2	40	0
Flowers.....	4	21	5.3	19	0
Canadeo.....	3	26	8.7	25	0
Wilson.....	2	13	6.5	13	0
Fritsch.....	1	52	52.0	52	0
*Girard.....	1	34	34.0	34	0
*Rhodemyre.....	1	24	24.0	24	0
Roskie.....	1	12	12.0	12	0
Packers.....	29	405	14	52	0
Opponents.....	29	457	15.8	82t	3

Punting	No	Yds	Avg	TB	In	Lg	B
Jacobs.....	69	2782	40.3	-	-	78	1
*Girard.....	8	320	40.0	-	-	49	0
Canadeo.....	1	38	38.0	-	-	38	0
Packers.....	78	3140	40.3	-	-	78	1
Opponents.....	70	3029	43.3	-	-	88	0

Punt Returns	Ret	FC	Yds	Avg	Long	TD
*Provo.....	18	-	208	11.6	40	0
*Earhart.....	11	-	137	12.5	27	0
*E.Smith.....	8	-	71	8.9	27	0
Canadeo.....	4	-	55	13.8	20	0
Comp.....	3	-	35	11.7	16	0
Cook.....	2	-	18	9.0	14	0
Jacobs.....	1	-	3	3.0	3	0
Packers.....	47	-	527	11.2	40	0
Opponents.....	38	-	473	12.4	49t	1

Kickoff Returns	No	Yds	Avg	Long	TD
*E.Smith.....	12	287	23.9	36	0
*Provo.....	10	205	20.5	28	0
Canadeo.....	9	166	18.4	28	0
Schlinkman.....	4	89	22.3	34	0
Luhn.....	3	18	6.0	11	0
Cody.....	2	31	15.5	20	0
*Earhart.....	2	51	25.5	27	0
Forte.....	2	30	15.0	17	0
Fritsch.....	1	17	17.0	17	0
*Girard.....	1	20	20.0	20	0
Goodnight.....	1	12	12.0	12	0
Packers.....	47	926	19.7	36	0
Opponents.....	22	611	27.8	96t	1

Primary Players by Position

E	T.Cook	QB	J.Jacobs
	L.Craig	HB	T.Canadeo
C	C.Goodnight	I.Comp	
	N.Luhn	*R.Earhart	
	D.Wells	B.Forte	
	G.Wilson	*J.Girard	
T	P.Lipscomb	*F.Provo	
	E.Neal	*E.Smith	
	U.Odson	FB	E.Cody
C	B.Ray	T.Fritsch	
	*L.Baxter	W.Schlinkman	
B	B.Flowers		
	*J.Rhodemyre		
G	E.Bell		
	R.Davis		
MISC.	*L.Olsonoski		
	D.Tassos		
	E.Vogds		
	D.Wildung		

1949 2-10-0, .167, FIFTH, WESTERN DIVISION

Head Coach: Earl "Curly" Lambeau		GB	Opp	Attend	Site	
S 25	Chicago Bears (GB)	L	0	17	25,571	CtS
O 2	Los Angeles Rams (GB)	L	7	48	24,308	CtS
O 7	@ New York Bulldogs	W	19	0	5,099	PG
O 16	Chicago Cardinals (Milw)	L	17	39	18,464	SFP
O 23	@ Los Angeles Rams	L	7	35	37,546	LAC
O 30	Detroit Lions (Milw)	W	16	14	10,855	SFP
N 6	@ Chicago Bears	L	3	24	47,218	WF
N 13	New York Giants (GB)	L	10	30	20,151	CtS
N 20	Pittsburgh Steelers (Milw)	L	7	30	5,483	SFP
N 27	@ Chicago Cardinals	L	21	41	16,787	CoP
D 4	@ Washington Redskins	L	0	30	23,200	GrS
D 11	@ Detroit Lions	L	7	21	12,576	BrS
			114	329	247,258	

Home: 1-5 (104,832) Away: 1-5 (142,426)

	GB	Opp	Rushing	No	Yds	Avg	Long	TD
Total First Downs	182	218	Canadeo	208	1052	5.1	54	4
Rushing	99	110	Fritsch	69	227	3.3	27	1
Passing	68	89	Girard	45	198	4.4	35	1
Penalty	15	19	Schlinkman	47	196	4.2	37	0
Total Net Yards	3119	3999	Forte	40	135	3.4	25	0
Avg. Per Game	259.9	333.3	*Summerhays	29	101	3.5	14	0
Total Plays	802	794	Earhart	20	54	2.7	14	0
Avg. Per Play	3.9	5.0	Cifers	23	52	2.3	19	0
Net Yards Rushing	2061	2077	*Heath	10	25	2.5	18	1
Avg. Per Game	171.8	173.1	Smith	9	15	1.7	-	0
Total Rushes	503	501	*Kirby	3	6	2.0	8	0
Net Yards Passing	1058	1879	Packers	503	2061	4.1	54	7
Avg. Per Game	88.2	156.6	Opponents	501	2077	4.1	80t	20
Gross Yards	1291	2123						
Att./Completions	299/91	293/139						
Completion Pct.	30.4	47.4						
Had Intercepted	29	20						
Yards Gained/Laterals	0	43						
Punts/Average	87/40.2	68/39.8						
Penalties/Yards	76/722	91/836						
Fumbles/Ball Lost	32/16	23/15						
Touchdowns	14	42						
Rushing	7	20						
Passing	5	15						
Returns	2	7						

By Quarter	Q1	Q2	Q3	Q4	OT	Pts
Packers	6	47	26	35	0	114
Opponents	95	47	83	104	0	329

Interceptions	No	Yds	Avg	Long	TD
Cook	5	52	10.4	30	0
Rhodemyre	4	12	3.0	9	0
Comp.	3	24	8.0	14	0
Jacobs	2	26	13.0	26	0
Forte	2	17	8.5	17	0
Girard	1	41	41.0	41	0
Tassos	1	10	10.0	10	0
Harding	1	5	5.0	5	0
*Burriss	1	0	0.0	0	0
Packers	20	187	9.4	41	0
Opponents	29	406	14.0	68	4

Punting	No	Yds	Avg	TB	In	Ln	B
Girard	69	2694	39.0	-	-	72	3
Jacobs	17	757	44.5	-	-	58	0
Cifers	1	49	49.0	-	-	49	0
Packers	87	3500	40.2	-	-	72	3
Opponents	68	2708	39.8	-	-	82	1

Western Div.	W	L	T	Pct	Pts	OP
Los Angeles	8	2	2	.800	360	239
Chi. Bears	9	3	0	.750	332	218
Chi. Cardinals	6	5	1	.545	360	301
Detroit	4	8	0	.333	237	259
Green Bay	2	10	0	.167	114	329

Receiving	No	Yds	Avg	Long	TD
Cook	25	442	17.7	50	1
*Kelley	17	222	13.1	32	1
Luhn	15	169	11.3	30	1
Forte	7	85	12.1	28	0
Pritko	6	94	15.7	24t	2
Fritsch	6	81	13.5	35	0
Earhart	5	109	21.8	50	0
*Orlich	4	39	9.8	12	0
Canadeo	3	-2	-0.7	3	0
*Summerhays	1	34	34.0	34	0
Girard	1	13	13.0	13	0
Cifers	1	5	5.0	5	0
Packers	91	1291	14.2	50	5
Opponents	139	2123	15.3	64t	15

* — rookie

Primary Players by Position			
E	T.Cook	QB	*S.Heath
	L.Craig		J.Jacobs
	*B.Kelley	HB	T.Canadeo
	N.Luhn		B.Cifers
	*D.Orlich		R.Earhart
	S.Pritko		B.Forte
T	*J.Ethridge	J.Girard	
	*L.Ferry	FB	T.Fritsch
	G.Johnson		W.Schlinkman
	P.Lipscomb		*B.Summerhays
	E.Neal		
	U.Odson		
G	E.Bell		
	*P.Burriss		
	R.Eason		
	D.Tassos		
	E.Vogds		
	D.Wildung		
C	J.Rhodemyre		

Passing	Att	Cmp	Yds	Cmp%	Yds/Att	TD	TD%	Int	Int%	LG	Sck	Yds	Rtng
Girard	175	62	881	35.4	5.03	4	2.3	12	6.9	50	-	-	31.6
*Heath	106	26	355	24.5	3.35	1	0.9	14	13.2	42	-	-	4.6
Jacobs	16	3	55	18.8	3.44	0	0.0	3	18.8	39	-	-	1.8
Forte	1	0	0	0.0	0.00	0	0.0	0	0.0	0	-	-	39.6
Fritsch	1	0	0	0.0	0.00	0	0.0	0	0.0	0	-	-	39.6
Packers	299	91	1291	30.4	4.32	5	1.7	29	9.7	50	233	11.4	
Opponents	292	138	2123	47.3	7.27	15	5.1	20	6.8	64t	244	60.3	

Scoring	TD	Ru	Pa	Rt	PAT	Fg	S	Pts
Fritsch	1	1	0	0	11/13	5/20	0	32
Canadeo	4	4	0	0	0	0	0	24
Pritko	2	0	2	0	0	0	0	12
Cook	1	0	1	0	0	0	0	6
Earhart	1	0	0	1	0	0	0	6
Girard	1	1	0	0	0	0	0	6
*Heath	1	1	0	0	0	0	0	6
Johnson	1	0	0	1	0	0	0	6
*Kelley	1	0	1	0	0	0	0	6
Luhn	1	0	1	0	0	0	0	6
*Ethridge	0	0	0	0	1/1	1/2	0	4
Packers	14	7	5	2	12/14	6/22	0	114
Opponents	42	20	15	7	40/41	11/26	2	329

Punt Returns	Ret	FC	Yds	Avg	Long	TD
Earhart	14	-	161	11.5	57t	1
Girard	11	-	70	6.4	11	0
*Kirby	8	-	48	6.0	13	0
Smith	2	-	9	4.5	9	0
Forte	1	-	13	13.0	13	0
Jacobs	1	-	9	9.0	9	0
Packers	37	-	310	8.4	57t	1
Opponents	50	-	932	18.6	85	3

Kickoff Returns	No	Yds	Avg	Long	TD
*Kirby	14	315	22.5	34	0
Earhart	11	187	17.0	30	0
Forte	7	159	22.7	36	0
Canadeo	2	20	10.0	12	0
Girard	2	45	22.5	24	0
Smith	2	36	18.0	21	0
Cook	1	7	7.0	7	0
Fritsch	1	23	23.0	23	0
Schlinkman	1	23	23.0	23	0
Vogds	1	0	0.0	0	0
Packers	42	815	19.4	36	0
Opponents	29	583	20.1	48	0

COMMUNITY
ADMIN. & COACHES
VETERANS
DRAFT & FREE AGENTS
2023 FIELD REVIEW
1949
LAMBEAU FIELD
MISC.

3-9-0, .250, FIFTH (TIE), NATIONAL CONFERENCE 1950

Head Coach: Gene Ronzani		GB	Opp	Attend	Site
S 17	Detroit Lions (GB)	L	7 45	22,096	CIS
S 24	Washington Redskins (Milw)	W	35 21	14,109	SFP
O 1	Chicago Bears (GB)	W	31 21	24,893	CIS
O 8	New York Yanks (GB)	L	31 44	23,871	CIS
O 15	@ Chicago Bears	L	14 28	51,065	WF
O 19	@ New York Yanks	L	17 35	13,661	YS
N 5	@ Baltimore Colts	L	21 41	12,971	BMS
N 12	Los Angeles Rams (Milw)	L	14 45	20,456	SFP
N 19	@ Detroit Lions	L	21 24	17,752	BrS
N 26	San Francisco 49ers (GB)	W	25 21	13,196	CIS
D 3	@ Los Angeles Rams	L	14 51	39,323	LAC
D 10	@ San Francisco 49ers	L	14 30	20,797	KS
			244 406	274,190	

Home: 3-3 (118,621) Away: 0-6 (155,569)

Scoring	TD	Ru	Pa	Rt	PAT	FG	\$	PTS
Grimes	8	5	1	2				0 48
Fritsch	0	0	0	0	30/33	3/17	0	0 39
Canadeo	4	4	0	0				0 24
Baldwin	3	0	3	0				0 18
*Cloud	3	3	0	0				0 18
Cook	3	0	3	0				0 18
*Coutre	3	1	2	0				0 18
*Reid	3	1	2	0				0 18
Pritko	2	0	2	0				0 12
Christman	1	1	0	0				0 6
Dreyer	1	0	0	1				0 6
Mann	1	0	1	0				0 6
Orlich	1	0	0	1				0 6
*Steiner	1	0	0	1				0 6
*Tonnamaker	0	0	0	0	1/1	0/0	0	1
Packers	34	15	14	5	31/34	3/17	0	244
Opponents	56	23	24	9	50/56	6/13	1	406

	GB	Opp	Rushing	No	Yds	Avg	Long	TD
Total First Downs	174	220	Grimes	84	480	5.7	73t	5
Rushing	82	91	*Reid	87	394	4.5	57	1
Passing	70	110	*Coutre	41	283	6.9	53	1
Penalty	22	19	Canadeo	93	247	2.7	15	4
Total Net Yards	3210	4473	*Rote	27	158	5.9	29	0
Avg. Per Game	267.5	372.8	*Cloud	18	52	2.9	13	3
Total Plays	765	801	Girard	14	39	2.8	11	0
Avg. Per Play	4.2	5.6	Christman	7	18	2.6	4	1
Net Yards Rushing	1706	1885	Boedeker	8	16	2.0	8	0
Avg. Per Game	142.2	157.1	Fritsch	7	13	1.9	5	0
Total Rushes	398	422	Forte	9	13	1.4	11	0
Net Yards Passing	1504	2588	*Cannava	1	2	2.0	2	0
Avg. Per Game	125.3	215.7	Dreyer	1	0	0.0	0	0
Gross Yards	1831	2818	*O'Malley	1	-9	-9.0	-9	0
Att./Completions	367/140	379/185	Packers	398	1706	4.3	73t	15
Completion Pct.	38.1	48.8	Opponents	422	1885	4.5	96t	23
Had Intercepted	37	27						

Interceptions	No	Yds	Avg	Long	TD
*Steiner	7	190	27.1	94t	1
Dreyer	5	62	12.4	34	1
Baldwin	5	35	7.0	22	0
Wizbicki	2	38	19.0	34	0
Girard	1	6	6.0	6	0
Forte	1	5	5.0	5	0
*Tonnamaker	1	1	1.0	1	0
Orlich	1	0	0.0	0	0
Schuette	1	0	0.0	0	0
Spencer	1	0	0.0	0	0
Summerhays	1	0	0.0	0	0
Wimberly	1	0	0.0	0	0
Packers	27	337	12.5	94t	2
Opponents	37	575	15.5	56t	5

Punts/Average	GB	Opp
	74/38.1	72/40.2
Penalties/Yards	85/757	95/919
Fumbles/Ball Lost	35/20	34/15
Touchdowns	34	56
Rushing	15	23
Passing	14	24
Returns	5	9

By Quarter	Q1	Q2	Q3	Q4	OT	Pts
Packers	41	58	77	68	0	244
Opponents	53	123	127	103	0	406

National Conf.	W	L	T	Pct	Pts	OP
Los Angeles	9	3	0	.750	466	309
Chi. Bears	9	3	0	.750	279	207
N.Y. Yanks	7	5	0	.583	366	367
Detroit	6	6	0	.500	321	285
Green Bay	3	9	0	.250	244	406
San Francisco	3	9	0	.250	213	300
Baltimore	1	11	0	.083	213	462

Receiving	No	Yds	Avg	Long	TD
Baldwin	28	555	19.8	85t	3
Grimes	17	261	15.4	96t	1
*Coutre	17	206	12.1	77t	2
Pritko	17	125	7.4	14	2
Cook	16	182	11.4	21t	3
*Reid	11	120	10.9	44t	2
Canadeo	10	54	5.4	20	0
Mann	6	89	14.8	40	1
*Manley	5	66	13.2	18	0
Girard	4	89	22.3	55	0
*Cloud	3	19	6.3	13	0
Wimberly	2	18	9.0	10	0
Forte	2	9	4.5	10	0
*Cannava	1	28	28.0	28	0
Boedeker	1	10	10.0	10	0
Packers	140	1831	13.1	96t	14
Opponents	185	2818	15.2	74t	24

Punting	No	Yds	Avg	TB	In	Ln	B
Girard	71	2715	38.2	-	-	-	63 2
Forte	3	107	35.7	-	-	-	39 0
Packers	74	2822	38.1	-	-	-	63 2
Opponents	72	2891	40.2	-	-	-	65 1

Punt Returns	Ret	FC	Yds	Avg	Long	TD
Grimes	29	-	555	19.1	85t	2
Boedeker	5	-	49	9.8	12	0
Canadeo	5	-	68	13.6	21	0
Dreyer	3	-	48	16.0	22	0
*Cannava	2	-	9	4.5	9	0
Packers	44	-	729	16.6	85t	2
Opponents	49	-	372	7.6	29	0

Kickoff Returns	No	Yds	Avg	Long	TD
Grimes	26	600	23.1	36	0
Canadeo	16	411	25.7	48	0
Burris	3	18	6.0	11	0
*DiPiero	3	42	14.0	26	0
Forte	3	73	24.3	34	0
Fritsch	2	34	17.0	19	0
Boedeker	1	20	20.0	20	0
*Cannava	1	10	10.0	10	0
Girard	1	25	25.0	25	0
Packers	56	1233	22.0	48	0
Opponents	41	845	20.6	50	0

* — rookie

Primary Players by Position		
E	A. Baldwin QB	P. Christman
	T. Cook	*T. Rote
	D. Orlich HB	*R. Steiner
	S. Pritko	B. Boedeker
	A. Wimberly	T. Canadeo
T	E. Ecker	*L. Coutre
	*C. McGeary	W. Dreyer
	E. Neal	B. Forte
	J. Spencer	J. Girard
	*D. Stansauk	B. Grimes
	D. Wildung	*F. Reid
G	P. Burris FB	A. Wizbicki
	*R. DiPiero	*J. Cloud
	C. Drulis	T. Fritsch
	*L. Manley	B. Summerhays
C	L. Szafaryn	
	C. Schuette	
	*C. Tonnamaker	

Passing	Att	Cmp	Yds	Cmp%	Yds/Att	TD	TD%	Int	Int%	LG	Sck	Yds	Rtg
*Rote	224	83	1231	37.1	5.50	7	3.1	24	10.7	96t	-	-	26.7
Christman	126	51	545	40.5	4.33	7	5.6	7	5.6	44t	-	-	49.2
*O'Malley	15	4	31	26.7	2.07	0	0.0	6	40.0	20	-	-	0.0
Forte	2	2	24	100.0	12.00	0	0.0	0	0.0	14	-	-	116.7
Packers	367	140	1831	38.1	4.99	14	3.8	37	10.1	96t	327	27.8	
Opponents	379	185	2818	48.8	7.44	24	6.3	27	7.1	74t	230	65.2	

1951 3-9-0, .250, FIFTH, NATIONAL CONFERENCE

Head Coach: Gene Ronzani

	GB	Opp	Attend	Site
S 30 Chicago Bears (GB)	L	20 31	24,666	CtS
O 7 Pittsburgh Steelers (Milw)	W	35 33	8,324	SFP
O 14 Philadelphia Eagles (GB)	W	37 24	18,489	CtS
O 21 Los Angeles Rams (Milw)	L	0 28	21,393	SFP
O 28 @ New York Yanks	W	29 27	7,351	YS
N 4 Detroit Lions (GB)	L	17 24	18,800	CtS
N 11 @ Pittsburgh Steelers	L	7 28	20,080	FoF
N 18 @ Chicago Bears	L	13 24	36,771	WF
N 22 @ Detroit Lions	L	35 52	32,247	BrS
D 2 New York Yanks (GB)	L	28 31	14,297	CtS
D 9 @ San Francisco 49ers	L	19 31	15,121	KS
D 16 @ Los Angeles Rams	L	14 42	23,698	LAC
		254 375	241,237	

Home: 2-4 (105,969) Away: 1-5 (135,268)

	GB	Opp	Rushing	No	Yds	Avg	Long	TD	Interceptions	No	Yds	Avg	Long	TD			
Total First Downs	218	236	Rote	76	523	6.9	55t	3	Girard	5	25	5.0	15	0			
Rushing	75	127	*Cone	56	190	3.4	16	1	*Loomis	4	103	25.8	66	0			
Passing	115	95	Canadeo	54	131	2.4	15	1	Davis	4	37	9.3	25	0			
Penalty	28	14	Grimes	44	123	2.8	18t	1	Steiner	3	4	1.3	3	0			
Total Net Yards	3753	4470	Reid	23	73	3.2	33	0	Summerhays	2	112	56.0	88t	1			
Avg. Per Game	312.8	372.5	Cloud	29	61	2.1	19	1	Collins	2	0	0.0	-	0			
Total Plays	791	809	*Pelfrey	3	44	14.7	24	0	*Ruetz	1	11	11.0	11	0			
Avg. Per Play	4.7	5.5	Moselle	12	23	1.9	7	1	Moselle	1	0	0.0	0	0			
Net Yards Rushing	2152	2196	Girard	4	20	5.0	32	0	Packers	22	292	13.3	88t	1			
Avg. Per Game	99.7	179.3	Mann	2	9	4.5	9	0	Opponents	29	387	13.3	40	1			
Total Rushes	313	496	Collins	5	4	0.8	1	0									
Net Yards Passing	2557	2318	Thomason	5	-5	-1.0	10	0	Punting	No	Yds	Avg	TB	In	Lg	B	
Avg. Per Game	213.1	193.2	Packers	313	1196	3.8	55t	8	Girard	52	2101	40.4	-	-	66	0	
Gross Yards	2846	2535	Opponents	496	2152	4.3	85t	22	*Pelfrey	5	220	44.0	-	-	46	0	
Att./Completions	478/231	313/157							Collins	2	81	40.5	-	-	49	0	
Completion Pct.	48.3	50.2							*Cone	1	47	47.0	-	-	47	0	
Had Intercepted	29	22							Rote	1	55	55.0	-	-	55	0	
Punts/Average	61/41.0	62/37.6	National Conf.	W	L	T	Pct	Pts	OP	Packers	61	2504	41.0	-	-	66	0
Penalties/Yards	90/790	99/924	Los Angeles	8	4	0	.667	392	261	Opponents	62	2333	37.6	-	-	72	0
Fumbles/Ball Lost	23/15	23/13	Detroit	7	4	1	.636	336	259								
Touchdowns	35	50	San Francisco	7	4	1	.636	255	205	Punt Returns	Ret	FC	Yds	Avg	Long	TD	
Rushing	8	22	Chi. Bears	7	5	0	.583	286	282	Grimes	16	-	100	6.3	26	0	
Passing	26	25	Green Bay	3	9	0	.250	254	375	Moselle	9	-	80	8.9	17	0	
Returns	1	3	N.Y. Yanks	1	9	2	.100	241	382	Davis	2	-	21	10.5	17	0	

	W	L	T	Pct	Pts	OP
Los Angeles	8	4	0	.667	392	261
Detroit	7	4	1	.636	336	259
San Francisco	7	4	1	.636	255	205
Chi. Bears	7	5	0	.583	286	282
Green Bay	3	9	0	.250	254	375
N.Y. Yanks	1	9	2	.100	241	382

By Quarter	Q1	Q2	Q3	Q4	OT	Pts
Packers	62	56	44	92	0	254
Opponents	68	96	86	125	0	375

Receiving	No	Yds	Avg	Long	TD
Mann	50	696	13.9	52	8
*Pelfrey	38	462	12.2	49t	5
*Elliott	35	317	9.1	33t	5
*Cone	28	315	11.3	49	0
Canadeo	22	226	10.3	46	2
Grimes	15	170	11.3	38t	1
Moselle	14	233	16.6	85	2
Girard	10	220	22.0	75t	2
Reid	9	115	12.8	29	0
Cloud	3	16	5.3	6t	1
Davis	1	15	15.0	15	0
*Moje	1	11	11.0	11	0
Wimberly	1	10	10.0	10	0
*Loomis	1	9	9.0	9	0
Orlich	1	9	9.0	9	0
Jansante	1	6	6.0	6	0
Collins	1	5	5.0	5	0
Rote	0	11	-	-	0
Packers	231	2846	12.3	85	26
Opponents	157	2535	16.1	81t	25

* — rookie

Passing	Att	Cmp	Yds	Cmp%	Yds/Att	TD	TD%	Int	Int%	Lg	Sck	Yds	Rtng
Rote	256	106	1540	41.4	6.02	15	5.9	20	7.8	85	-	-	48.6
Thomason	221	125	1306	56.6	5.91	11	5.0	9	4.1	75t	-	-	73.5
Reid	1	0	0	0.0	0.00	0	0.0	0	0.0	0	-	-	39.6
Packers	478	231	2846	48.3	5.95	26	5.4	29	6.1	85	289	289	60.0
Opponents	313	157	2535	50.2	8.10	25	8.0	22	7.0	81t	217	217	75.0

Primary Players by Position

E	*C.Elliott	QB	T.Rote
	B.Mann		B.Thomason
	*J.Martinkovic	HB	T.Canadeo
	D.Orlich		A.Collins
	*R.Pelfrey		H.Davis
	A.Wimberly		J.Girard
T	E.Ecker		B.Grimes
	*H.Ruetz		*A.Loomis
	J.Spencer		D.Moselle
	D.Wildung		F.Reid
G	*D.Afflis		R.Steiner
	P.Burris	FB	*F.Cone
	L.Manley		B.Summerhays
	*W.Michaels		
	H.Nichols		
	C.Schroll		
	D.Stephenson		
C	J.Rhodemyre		
	C.Schuette		

COMMUNITY

ADMIN. & COACHES

VETERANS

DRAFT & FREE AGENTS

2023 REVIEW

1951

LAMBEAU FIELD

MISC.

6-6-0, .500, FOURTH, NATIONAL CONFERENCE 1952

Head Coach: Gene Ronzani		GB	Opp	Attend	Site
S 28	Chicago Bears (GB)	L	14 24	24,656	Cts
O 5	Washington Redskins (Milw)	W	35 20	9,657	MqS
O 12	Los Angeles Rams (Milw)	L	28 30	21,693	MqS
O 18	@ Dallas Texans	W	24 14	14,000	CB
O 26	Detroit Lions (GB)	L	17 52	24,656	Cts
N 2	Philadelphia Eagles (Milw)	W	12 10	10,149	MqS
N 9	@ Chicago Bears	W	41 28	41,751	WF
N 16	@ New York Giants	W	17 3	26,723	PG
N 23	Dallas Texans (GB)	W	42 14	16,340	Cts
N 27	@ Detroit Lions	L	24 48	39,101	Brs
D 7	@ Los Angeles Rams	L	27 45	49,822	LAC
D 14	@ San Francisco 49ers	L	14 24	17,579	KS
			295 312	296,127	

Home: 3-3 (107,151) Away: 3-3 (188,976)

Scoring	TD	Ru	Pa	Pt	PAT	FG	S	PTS
*Howton	13	0	13	0			0	78
Cone	3	2	1	0	32/34	1/1	0	53
Mann	6	0	6	0			0	36
*Reichardt	1	1	0	0	5/5	5/20	0	26
Reid	4	2	2	0			0	24
Canadeo	3	2	1	0			0	18
Rote	3	2	1	0			0	18
Martinkovic	2	0	0	2			0	12
Elliott	1	0	1	0			0	6
*Floyd	1	1	0	0			0	6
Keane	1	0	1	0			0	6
Loomis	1	0	0	1			0	6
*Parilli	1	1	0	0			0	6
Packers	40	11	26	3	37/39	6/21	0	295
Opponents	40	15	17	8	39/40	11/20	0	312

	GB	Opp	Rushing	No	Yds	Avg	Long	TD
Total First Downs	197	202	Cone	58	313	5.4	30	2
Rushing	84	87	Rote	70	276	3.9	30T	2
Passing	95	97	*Floyd	61	236	3.9	17	1
Penalty	18	18	Canadeo	65	191	2.9	35	2
Total Net Yards	3859	3269	Reid	58	156	2.7	14	2
Avg. Per Game	321.6	272.4	*Reichardt	39	121	3.1	14	1
Total Plays	742	755	*Parilli	32	106	3.3	19	1
Avg. Per Play	5.2	4.3	Grimes	17	59	3.5	31	0
Net Yards Rushing	1485	1507	Self	0	21	-	21	0
Avg. Per Game	123.8	125.6	*Robinson	3	4	1.3	4	0
Total Rushes	405	415	Pearson	2	2	1.0	2	0
Net Yards Passing	2374	1762	Packers	405	1485	3.7	35	15
Avg. Per Game	197.8	146.8	Opponents	415	1507	3.6	74	15
Gross Yards	2688	2205						
Att./Completions	337/161	340/162						
Completion Pct	47.8	47.6						
Had Intercepted	25	22						
Punts/Average	65/40.7	72/39.0						
Penalties/Yards	83/739	96/752						
Fumbles/Ball Lost	40/31	28/19						
Touchdowns	40	40						
Rushing	11	15						
Passing	26	17						
Returns	3	8						

National Conf.	W	L	T	Pct	Pts	QP
Detroit	9	3	0	.750	344	192
Los Angeles	9	3	0	.750	349	234
San Francisco	7	5	0	.583	285	221
Green Bay	6	6	0	.500	295	312
Chi. Bears	5	7	0	.417	245	326
Dallas Texans	1	11	0	.083	182	427

Interceptions	No	Yds	Avg	Long	TD
Loomis	4	115	28.8	45T	1
Forté	4	50	12.5	25	0
*Dillon	4	35	8.8	17	0
Moselle	3	2	0.7	2	0
Sandifer	2	25	12.5	19	0
M. Johnson	2	22	11.0	22	0
Wimberly	1	5	5.0	5	0
Self	1	0	0.0	0	0
*Teteak	1	0	0.0	0	0
Packers	22	254	11.5	45T	1
Opponents	25	339	13.6	80T	3

Punting	No	Yds	Avg	TB	In	Lg	B
*Parilli	65	2645	40.7	-	-	63	0
Packers	65	2645	40.7	-	-	63	0
Opponents	72	2808	39.0	-	-	68	2

Punt Returns	Ret	FC	Yds	Avg	Long	TD
Grimes	18	-	179	9.9	72	0
Loomis	8	-	83	10.4	31	0
Moselle	7	-	77	11.0	24	0
*Dillon	2	-	22	11.0	13	0
Sandifer	2	-	5	2.5	5	0
Canadeo	1	-	4	4.0	4	0
Packers	38	-	370	9.7	72	0
Opponents	36	-	281	7.8	65T	1

Kickoff Returns	No	Yds	Avg	Long	TD
Grimes	18	422	23.4	34	0
Loomis	10	207	20.7	34	0
*Floyd	5	75	15.0	26	0
Moselle	5	83	16.6	26	0
Self	3	85	28.3	33	0
Canadeo	2	62	31.0	40	0
Cone	2	23	11.5	13	0
*Robinson	2	49	24.5	26	0
*Dees	1	20	20.0	20	0
Martinkovic	1	0	0.0	0	0
Pelfrey	1	26	26.0	26	0
*Reichardt	1	19	19.0	19	0
*Schmidt	1	14	14.0	14	0
Packers	52	1085	20.9	40	0
Opponents	51	1312	25.7	89T	2

* — rookie

Primary Players by Position

E	C. Elliott	DE	*H. Faverty
	*B. Howton		J. Martinkovic
	J. Keane	DT	*D. Hanner
	B. Mann		*T. Johnson
	A. Wimberly		*D. Logan
T	*B. Dees	LB	W. Serini
	*S. Dowden		B. Forté
G	D. Afflis		*D. Teteak
	R. Bray	DB	*B. Dillon
	*S. Ruzich		A. Loomis
	D. Stephenson		D. Sandifer
C	J. Rhodemyre		
	*G. Schmidt		
QB	*B. Parilli		
	T. Rote		
HB	T. Canadeo		
	B. Grimes		
	D. Moselle		
	F. Reid		
	C. Self		
FB	F. Cone		
	*B. Floyd		
	*B. Reichardt		

Receiving	No	Yds	Avg	Long	TD
*Howton	53	1231	23.2	90T	13
Mann	30	517	17.2	42	6
Keane	18	191	10.6	29T	1
Reid	12	250	20.8	81T	2
Elliott	12	114	9.5	15	1
*Floyd	11	129	11.7	44	0
Canadeo	9	86	9.6	21T	1
Cone	8	98	12.3	37T	1
*Reichardt	5	18	3.6	12	0
Rote	1	28	28.0	28	1
Pearson	1	16	16.0	16	0
Pelfrey	1	10	10.0	10	0
Packers	161	2688	16.7	90T	26
Opponents	162	2205	13.6	78T	17

Passing	Att	Cmp	Yds	Cmp%	Yds/Att	TD	TD%	Int	Int%	Lg	Sck	Yds	Rtng
*Parilli	177	77	1416	43.5	8.00	13	7.3	17	9.6	90T	-	-	56.6
Rote	157	82	1268	52.2	8.08	13	8.3	8	5.1	81T	-	-	85.6
Forté	2	2	4	100.0	2.00	0	0.0	0	0.0	5	-	-	79.2
Canadeo	1	0	0	0.0	0.00	0	0.0	0	0.0	0	-	-	39.6
Packers	337	161	2688	47.8	7.98	26	7.7	25	7.4	90T	314	314	69.9
Opponents	340	162	2205	47.6	6.49	17	5.0	22	6.5	78T	443	443	58.5

COMMUNITY DRAFT & FREE AGENTS VETERANS REVIEW 1952 LAMBEAU FIELD MISC.

1953 2-9-1, .182, SIXTH, WESTERN CONFERENCE

Head Coach:	Gene Ronzani #	GB	Opp	Attend	Site	
S 27	Cleveland Browns (Milw)	L	0	27	22,604	CoS
O 4	Chicago Bears (GB)	L	13	17	24,835	CtS
O 11	Los Angeles Rams (Milw)	L	20	38	23,353	CoS
O 18	Baltimore Colts (GB)	W	37	14	18,713	CtS
O 24	@ Pittsburgh Steelers	L	14	31	22,918	FoF
O 31	@ Baltimore Colts	W	35	24	33,797	BMS
N 8	@ Chicago Bears	T	21	21	39,889	WF
N 15	Detroit Lions (GB)	L	7	14	20,834	CtS
N 22	San Francisco 49ers (Milw)	L	7	37	16,378	CoS
N 26	@ Detroit Lions	L	15	34	52,607	BrS
D 6	@ San Francisco 49ers	L	14	48	31,337	KS
D 12	@ Los Angeles Rams	L	17	33	23,069	LAC
			200	338	330,334	

Home: 1-5 (126,717) Away: 1-4-1 (203,617)

— Ray "Scooter" McLean and Hugh Devore served as co-head coaches for last two games of season

	GB	Opp
Total First Downs	189	199
Rushing	93	95
Passing	79	91
Penalty	17	13
Total Net Yards	3220	3851
Avg. Per Game	268.3	320.9
Total Plays	776	719
Avg. Per Play	4.1	5.4
Net Yards Rushing	1665	1746
Avg. Per Game	138.8	145.5
Total Rushes	424	407
Net Yards Passing	1555	2105
Avg. Per Game	129.6	175.4
Gross Yards	1833	2341
Att./Completions	352/147	312/144
Completion Pct.	41.8	46.2
Had Intercepted	34	28
Punts/Average	80/37.6	66/41.7
Penalties/Yards	67/624	84/617
Fumbles/Ball Lost	29/14	28/19
Touchdowns	27	44
Rushing	14	25
Passing	9	15
Returns	4	4

By Quarter	Q1	Q2	Q3	Q4	OT	Pts
Packers	52	62	31	55	0	200
Opponents	98	76	92	72	0	338

Primary Players by Position

E	C.Elliott	DE	G.Hays
	B.Howton		J.Martinkovic
	B.Mann	DT	*B.Forester
	*C.Rush		D.Hanner
T	G.Cifelli		D.Logan
	D.Wildung	LB	B.Forte
	*R.Zatkoff		D.Teteak
G	D.Afflis		C.Tonnemaker
	B.Brown	DB	A.Loomis
	S.Ruzich		*V.Walker
	D.Stephenson		
	L.Szafaryn		
C	*J.Ringo		
QB	B.Parilli		
	T.Rote		
HB	B.Bailey		
	J.Boone		
	*A.Carmichael		
	L.Coutre		
	*G.Dawson		
	F.Reid		
FB	F.Cone		
	*H.Ferguson		

	GB	Opp	Rushing	No	Yds	Avg	Long	TD
Total First Downs	189	199	Reid	95	492	5.2	43	3
Rushing	93	95	Cone	92	301	3.3	41	5
Passing	79	91	*Carmichael	49	199	4.1	41	1
Penalty	17	13	Rote	33	180	5.5	21	0
Total Net Yards	3220	3851	Parilli	42	171	4.1	19	4
Avg. Per Game	268.3	320.9	*Ferguson	52	134	2.6	12	0
Total Plays	776	719	Papit	6	44	7.3	21	1
Avg. Per Play	4.1	5.4	*Barton	7	40	5.7	14	0
Net Yards Rushing	1665	1746	Coutre	22	39	1.8	8	0
Avg. Per Game	138.8	145.5	Bailey	13	29	2.2	13	0
Total Rushes	424	407	Boone	7	24	3.4	24	0
Net Yards Passing	1555	2105	*Dawson	5	18	3.6	18	0
Avg. Per Game	129.6	175.4	*Rush	1	-6	-6.0	-6	0
Gross Yards	1833	2341	Packers	424	1665	3.9	43	14
Att./Completions	352/147	312/144	Opponents	407	1746	4.3	58	25
Completion Pct.	41.8	46.2						
Had Intercepted	34	28						

Western Conf.	W	L	T	Pct	Pts	OP
Detroit	10	2	0	.833	271	205
San Francisco	9	3	0	.750	372	237
Los Angeles	8	3	1	.727	366	236
Chi. Bears	3	8	1	.273	218	262
Baltimore	3	9	0	.250	182	350
Green Bay	2	9	1	.182	200	338

	Receiving	No	Yds	Avg	Long	TD
Howton	25	463	18.5	80	4	
Mann	23	327	14.2	45	2	
Cone	18	165	9.2	30	1	
*Ferguson	15	86	5.7	23	0	
*Rush	14	190	13.6	24	0	
Elliott	13	150	11.5	19	0	
*Carmichael	12	131	10.9	52	0	
Reid	10	100	10.0	26	0	
Bailey	8	119	14.9	50	0	
Boone	6	55	9.2	18	1	
*Barton	2	51	25.5	42	1	
Coutre	1	-4	-4.0	-4	0	
Packers	147	1833	12.5	80	9	
Opponents	144	2341	16.3	97	15	

* — rookie

	Passing	Att	Cmp	Yds	Cmp%	Yds/Att	TD	TD%	Int	Int%	Lg	Sck	Yds	Rtng
Rote	185	72	1005	38.9	5.43	5	2.7	15	8.1	80	-	-	-	32.4
Parilli	166	74	830	44.6	5.00	4	2.4	19	11.4	45	-	-	-	28.5
Boone	1	-2	100.0	-2.00	0	0.0	0	0.0	-2	-	-	-	-	79.2
Packers	352	147	1833	41.8	5.21	9	2.6	34	9.7	80	278	27.5		
Opponents	312	144	2341	46.2	7.50	15	4.8	28	9.0	97	236	50.4		

Scoring	TD	Ru	Pa	Int	PAT	Fg	S	Pts
Cone	6	5	1	0	23/25	5/16	0	74
Howton	4	0	4	0	0	0	0	24
Parilli	4	4	0	0	0	0	0	24
Reid	3	3	0	0	0	0	0	18
Mann	2	0	2	0	0	0	0	12
*Barton	1	0	1	0	0	0	0	6
Boone	1	0	1	0	0	0	0	6
*Carmichael	1	1	0	0	0	0	0	6
*Dawson	1	0	0	1	0	0	0	6
Dillon	1	0	0	1	0	0	0	6
Elliott	1	0	0	1	0	0	0	6
Papit	1	1	0	0	0	0	0	6
*Walker	1	0	0	1	0	0	0	6
Packers	27	14	9	4	23/25	5/16	0	200
Opponents	44	25	15	4	41/44	11/22	0	338

Interceptions	No	Yds	Avg	Long	TD
Dillon	9	112	12.4	49	1
Aldridge	5	85	17.0	34	0
*Walker	4	74	18.5	54	1
Johnson	4	39	9.8	36	0
Loomis	4	39	9.8	27	0
Hanner	1	2	2.0	2	0
*Forester	1	0	0.0	0	0
Packers	28	351	12.5	54	2
Opponents	34	407	12.0	67	2

Punting	No	Yds	Avg	TB	In	Lg	B
*Rush	60	2263	37.7	-	-	60	0
Parilli	19	685	36.1	-	-	58	0
Rote	1	57	57.0	-	-	57	0
Packers	80	3005	37.6	-	-	60	0
Opponents	66	2750	41.7	-	-	60	1

Punt Returns	Ret	FC	Yds	Avg	Long	TD
*Carmichael	20	-	199	10.0	52	0
*Dawson	7	-	72	10.3	60	1
Boone	5	-	24	4.8	9	0
Sandifer	3	-	35	11.7	23	0
*Barton	2	-	13	6.5	9	0
Aldridge	1	-	0	0.0	0	0
Coutre	1	-	5	5.0	5	0
Packers	39	-	348	8.9	60	1
Opponents	41	-	232	5.7	71	1

Kickoff Returns	No	Yds	Avg	Long	TD
*Carmichael	26	641	24.7	43	0
*Ferguson	7	123	17.6	30	0
*Dawson	4	102	25.5	33	0
Reid	4	82	20.5	23	0
Coutre	3	52	17.3	27	0
Bailey	2	34	17.0	21	0
Martinkovic	2	12	6.0	8	0
Papit	2	38	19.0	21	0
Teteak	2	62	31.0	47	0
*Barton	1	14	14.0	14	0
*Forester	1	12	12.0	12	0
Loomis	1	19	19.0	19	0
Wildung	1	6	6.0	6	0
Packers	56	1197	21.4	47	0
Opponents	40	851	21.3	47	0

COMMUNITY

ADMIN. & COACHES

VETERANS

DRAFT & FREE AGENTS

2023 REVIEW

1953

LAMBEAU FIELD

MISC.

4-8-0, .333, FIFTH, WESTERN CONFERENCE 1954

Head Coach: Lisle Blackburn		GB	Opp	Attend	Site
S 26	Pittsburgh Steelers (GB)	L	20 21	20,675	CIS
O 3	Chicago Bears (GB)	L	3 10	24,414	CIS
O 10	San Francisco 49ers (Milw)	L	17 23	15,571	CoS
O 17	Los Angeles Rams (Milw)	W	35 17	17,455	CoS
O 24	@ Baltimore Colts	W	7 6	28,680	BMS
O 30	@ Philadelphia Eagles	W	37 14	25,378	CoMS
N 7	@ Chicago Bears	L	23 28	47,038	WF
N 13	Baltimore Colts (Milw)	W	24 13	19,786	CoS
N 21	Detroit Lions (GB)	L	17 21	20,767	CIS
N 25	@ Detroit Lions	L	24 28	55,532	BrS
D 5	@ San Francisco 49ers	L	0 35	32,012	KS
D 12	@ Los Angeles Rams	L	27 35	38,839	LAC
			234 251	346,147	

Home: 2-4 (118,668) Away: 2-4 (227,479)

Scoring	TD	Ru	Pa	Rt	PAT	FG	S	PTS
Cone	0	0	0	0	27/29	9/16	0	54
*McGee	9	0	9	0	0	0	0	54
Rote	8	8	0	0	0	0	0	48
Reid	5	5	0	0	0	0	0	30
*Switzer	4	0	2	2	0	0	0	24
Howton	2	0	2	0	0	0	0	12
Dillon	1	0	0	1	0	0	0	6
*Johnson	1	0	1	0	0	0	0	6
Packers	30	13	14	3	27/29	9/16	0	234
Opponents	33	13	17	3	32/33	7/14	0	251

Interceptions	No	Yds	Avg	Long	TD
Dillon	7	111	15.9	59t	1
Walker	4	83	20.8	44	0
Self	2	23	11.5	23	0
Teteak	1	23	23.0	23	0
Forester	1	21	21.0	21	0
*White	1	20	20.0	20	0
Afflis	1	3	3.0	3	0
Tonnemaker	1	1	1.0	1	0
Zatkoff	1	0	0.0	0	0
Packers	19	285	15.0	59t	1
Opponents	19	380	20.0	57	1

Punting	No	Yds	Avg	TB	In	Lg	B
*McGee	72	2999	41.7	-	-	63	0
Packers	72	2999	41.7	-	-	63	0
Opponents	64	2568	40.1	-	-	72	0

	GB	Opp	Rushing	No	Yds	Avg	Long	TD
Total First Downs	207	228	Reid	99	507	5.1	69t	5
Rushing	79	101	Rote	67	301	4.5	30	8
Passing	112	119	Ferguson	83	276	3.3	25	0
Penalty	16	8	Carmichael	33	130	3.9	23	0
Total Net Yards	3487	4350	*Switzer	15	59	3.9	33	0
Avg. Per Game	290.6	362.5	*Johnson	7	31	4.4	10	0
Total Plays	733	777	Cone	15	18	1.2	11	0
Avg. Per Play	4.8	5.6	*McGee	1	9	9.0	9	0
Net Yards Rushing	1328	1871	*Garrett	1	-3	-3.0	-3	0
Avg. Per Game	110.7	155.9	Packers	321	1328	4.1	69t	13
Total Rushes	321	403	Opponents	403	1871	4.6	44	13
Net Yards Passing	2159	2479						
Avg. Per Game	179.9	206.6						
Gross Yards	2454	2690						
Att./Completions	412/195	374/208						
Completion Pct	47.3	55.6						
Had Intercepted	19	19						
Punts/Average	72/41.7	64/40.1						
Penalties/Yards	57/522	72/666						
Fumbles/Ball Lost	21/12	22/14						
Touchdowns	30	33						
Rushing	13	13						
Passing	14	17						
Returns	3	3						

By Quarter	Q1	Q2	Q3	Q4	OT	Pts
Packers	38	70	77	49	0	234
Opponents	72	73	34	72	0	251

Western Conf.	W	L	T	Pct	Pts	OP
Detroit	9	2	1	.818	337	189
Chi. Bears	8	4	0	.667	301	279
San Francisco	7	4	1	.636	313	251
Los Angeles	6	5	1	.545	314	285
Green Bay	4	8	0	.333	234	251
Baltimore	3	9	0	.250	131	279

Receiving	No	Yds	Avg	Long	TD
Howton	52	768	14.8	59	2
Ferguson	41	398	9.7	49	0
*McGee	36	614	17.1	82t	9
Carmichael	18	251	13.9	45	0
*Switzer	17	166	9.8	28	2
Reid	14	129	9.2	25	0
*Johnson	10	72	7.2	17	1
Cone	4	19	4.8	13	0
*Knafelc	3	37	12.3	15	0
Packers	195	2454	12.6	82t	14
Opponents	208	2690	12.9	71t	17

Punt Returns	Ret	FC	Yds	Avg	Long	TD
*Switzer	24	-	306	12.8	93t	1
Carmichael	9	-	43	4.3	14	0
*Johnson	5	-	38	7.6	9	0
Dillon	1	-	7	7.0	7	0
Psaltis	1	-	0	0.0	0	0
Packers	40	-	394	9.9	93t	1
Opponents	43	-	290	6.7	61t	1

Kickoff Returns	No	Yds	Avg	Long	TD
Carmichael	19	531	27.9	49	0
*Switzer	18	492	25.0	88	0
*Johnson	4	91	22.8	28	0
Ferguson	2	31	15.5	22	0
Brown	1	0	0.0	0	0
Cone	1	22	22.0	22	0
Forester	1	18	18.0	18	0
Packers	46	1185	25.8	88	0
Opponents	45	832	18.5	35	0

Primary Players by Position

E	C.Elliott	DE	J.Martinkovic
	B.Howton	DT	B.Forester
	*G.Knafelc		D.Hanner
	*G.Knutson		J.Helluin
	*M.McGee	LB	C.Tonnemaker
T	*A.Hunter	DB	B.Dillon
	R.Zatkoff		C.Self
G	D.Afflis		V.Walker
	*A.Barry		*G.White
	B.Brown		
	S.Ruzich		
	D.Stephenson		
	L.Szafaryn		
C	J.Ringo		
QB	*B.Garrett		
	T.Rote		
HB	A.Carmichael		
	*J.Johnson		
	J.Psaltis		
	F.Reid		
	*V.Switzer		
FB	F.Cone		
	H.Ferguson		

* — rookie

Passing	Att	Cmp	Yds	Cmp%	Yds/Att	TD	TD%	Int	Int%	LG	Sck	Yds	Rtng
Rote	382	180	2311	47.1	6.05	14	3.7	18	4.7	82t	-	-	59.1
*Garrett	30	15	143	50.0	4.77	0	0.0	1	3.3	16	-	-	49.7
Packers	412	195	2454	47.3	5.96	14	3.4	19	4.6	82t	295	58.5	
Opponents	374	208	2690	55.6	7.19	17	4.5	19	5.1	71t	211	72.4	

COMMUNITY
 ADMIN. & COACHES
 VETERANS
 DRAFT & FREE AGENTS
 REVIEW
 1954
 LAMBEAU FIELD
 MISC.

1955 6-6-0, .500, THIRD, WESTERN CONFERENCE

Head Coach: Lisle Blackburn

	GB	Opp	Attend	Site	
S 25 Detroit Lions (GB)	W	20	17	22,217	CIS
O 2 Chicago Bears (GB)	W	24	3	24,662	CIS
O 8 Baltimore Colts (Milw)	L	20	24	40,199	CoS
O 16 Los Angeles Rams (Milw)	W	30	28	26,960	CoS
O 23 @ Cleveland Browns	L	10	41	51,482	CMS
O 29 @ Baltimore Colts	L	10	14	34,411	BMS
N 6 @ Chicago Bears	L	31	52	48,890	WF
N 13 Chicago Cardinals (GB)	W	31	14	20,104	CIS
N 20 San Francisco 49ers (Milw)	W	27	21	19,099	CoS
N 24 @ Detroit Lions	L	10	24	51,685	BrS
D 4 @ San Francisco 49ers	W	28	7	32,897	KS
D 11 @ Los Angeles Rams	L	17	31	90,535	LAC
		258	276	463,141	

Home: 5-1 (153,241) **Away:** 1-5 (309,900)

	GB	Opp
Total First Downs	213	196
Rushing	106	118
Passing	95	71
Penalty	12	7
Total Net Yards	3662	3862
Avg. Per Game	305.2	321.8
Total Plays	781	734
Avg. Per Play	4.7	5.3
Net Yards Rushing	1883	2174
Avg. Per Game	156.9	181.2
Total Rushes	433	475
Net Yards Passing	1779	1688
Avg. Per Game	148.3	140.7
Gross Yards	2004	1768
Att./Completions	348/159	259/118
Completion Pct.	45.7	45.6
Had Intercepted	19	31
Punts/Average	56/43.2	52/41.8
Penalties/Yards	41/401	56/490
Fumbles/Ball Lost	37/25	27/18
Touchdowns	30	36
Rushing	11	18
Passing	17	13
Returns	2	5

By Quarter	Q1	Q2	Q3	Q4	OT	Pts
Packers	40	101	45	72	0	258
Opponents	77	59	58	82	0	276

	Rushing	No	Yds	Avg	Long	TD
Ferguson	192	859	4.5	57	4	
Rote	74	332	4.5	49	5	
Reid	83	303	3.7	28	2	
Johnson	49	210	4.3	21	0	
Switzer	16	101	6.3	38	0	
Carmichael	6	45	7.5	20	0	
Cone	12	25	2.1	14	0	
Held	1	8	8.0	8	0	
Packers	433	1883	4.3	57	11	
Opponents	475	2174	4.6	55t	18	

Western Conf.	W	L	T	Pct	Pts	OP
Los Angeles	8	3	1	.727	260	231
Chi. Bears	8	4	0	.667	294	251
Green Bay	6	6	0	.500	258	276
Baltimore	5	6	1	.455	214	239
San Francisco	4	8	0	.333	216	298
Detroit	3	9	0	.250	230	275

	Receiving	No	Yds	Avg	Long	TD
Howton	44	697	15.8	60	5	
Knafelc	40	613	15.3	48	8	
Ferguson	22	153	7.0	16	0	
Carmichael	16	222	13.9	32	1	
Switzer	14	103	7.4	22	1	
Reid	13	138	10.6	60t	1	
Johnson	9	71	7.9	30t	1	
Cone	1	7	7.0	7	0	
Packers	159	2004	12.6	60t	17	
Opponents	118	1768	15.0	98t	13	

* — routine

Passing	Att	Cmp	Yds	Cmp%	Yds/Att	TD	TD%	Int	Int%	LG	Sck	Yds	Rtg
Rote	342	157	1977	45.9	5.78	17	5.0	19	5.6	60t	-	-	57.8
Held	4	2	27	50.0	6.75	0	0.0	0	0.0	18	-	-	71.9
*Brackins	2	0	0	0.0	0.00	0	0.0	0	0.0	0	-	-	39.6
Packers	348	159	2004	45.7	5.76	17	4.9	19	5.5	60t	225	57.7	
Opponents	259	118	1768	45.6	6.83	13	5.0	31	12.0	98t	80	45.6	

Primary Players by Position

E	B.Howton	DE	*N.Borden
	G.Knafelc		J.Martinkovic
T	T.Dahms		P.O'Donahue
	R.Zatkoff	DT	B.Forester
G	B.Brown		D.Hanner
	*H.Bullough		J.Helluin
	J.Skibinski		*B.Lucky
	L.Szafaryn	LB	*T.Bettis
C	J.Ringo		D.Teteak
QB	*C.Brackins	DB	*B.Bookout
	T.Rote		B.Dillon
HB	A.Carmichael		*D.Nix
	J.Johnson		V.Walker
	F.Reid		
	V.Switzer		
FB	F.Cone		
	H.Ferguson		

COMMUNITY
ADMIN. & COACHES
VETERANS
DRAFT & FREE AGENTS
REVIEW
2023
1955
LAMBEAU FIELD
MISC.

4-8-0, .333, FIFTH (TIE), WESTERN CONFERENCE 1956

Head Coach: Lisle Blackburn		GB	Opp	Attend	Site	
S 30	Detroit Lions (GB)	L	16	20	24,668	CIS
O 7	Chicago Bears (GB)	L	21	37	24,668	CIS
O 14	Baltimore Colts (Milw)	W	38	33	24,214	CoS
O 21	Los Angeles Rams (Milw)	W	42	17	24,200	CoS
O 28	@ Baltimore Colts	L	21	28	40,086	BMS
N 4	Cleveland Browns (Milw)	L	7	24	28,590	CoS
N 11	@ Chicago Bears	L	14	38	49,172	WF
N 18	San Francisco 49ers (GB)	L	16	17	17,986	CIS
N 22	@ Detroit Lions	W	24	20	54,087	BrS
D 2	@ Chicago Cardinals	W	24	21	22,620	CoP
D 8	@ San Francisco 49ers	L	20	38	32,433	KS
D 16	@ Los Angeles Rams	L	21	49	45,209	LAC
			264	342	387,933	

Home: 2-4 (144,326) Away: 2-4 (243,607)

Scoring	TD	Ru	Pa	Rt	PAT	FG	S	PTS
Cone	4	2	2	0	33/36	5/8	0	72
Howton	12	0	12	0	0	0	0	72
Rote	11	11	0	0	0	0	0	66
Knafelc	6	0	6	0	0	0	0	36
Carmichael	2	0	1	1	0	0	0	12
Dillon	1	0	0	1	0	0	0	6
Packers	36	13	21	2	33/36	5/8	0	264
Opponents	44	20	17	7	42/44	12/18	0	342

Interceptions	No	Yds	Avg	Long	TD
Dillon	7	244	34.9	45	1
Forester	4	35	8.8	13	0
Capuzzi	2	65	32.5	65	0
*Gremminger	2	36	18.0	21	0
Teteak	2	20	10.0	18	0
Gorgal	2	2	1.0	2	0
Bookout	1	4	4.0	4	0
Walker	1	0	0.0	0	0
Packers	21	406	19.3	65	1
Opponents	18	312	17.3	95t	3

	GB	Opp	Rushing	No	Yds	Avg	Long	TD
Total First Downs	211	246	Rote	84	398	4.7	39	11
Rushing	85	129	Ferguson	99	367	3.7	24	0
Passing	112	104	Cone	49	211	4.3	21	2
Penalty	14	13	Carmichael	32	199	6.2	35	0
Total Net Yards	3819	4710	Johnson	35	129	3.7	14	0
Avg. Per Game	318.3	392.5	*Losch	19	43	2.3	8	0
Total Plays	690	772	Reid	14	39	2.8	11	0
Avg. Per Play	5.5	6.1	*Starr	5	35	7.0	14	0
Net Yards Rushing	1421	2619	Packers	337	1421	4.2	39	13
Avg. Per Game	118.4	218.3	Opponents	512	2619	5.1	86t	20
Total Rushes	337	512						
Net Yards Passing	2398	2091						
Avg. Per Game	199.8	174.3						
Gross Yards	2591	2166						
Att./Completions	353/171	260/144						
Completion Pct.	48.4	55.4						
Had Intercepted	18	21						
Punts/Average	62/42.7	50/40.8						
Penalties/Yards	42/393	52/493						
Fumbles/Ball Lost	24/11	17/8						
Touchdowns	36	44						
Rushing	13	20						
Passing	21	17						
Returns	2	7						

Western Conf.	W	L	T	Pct	Pts	OP
Chi. Bears	9	2	1	.818	363	246
Detroit	9	3	0	.750	300	188
San Francisco	5	6	1	.455	233	284
Baltimore	5	7	0	.417	270	322
Green Bay	4	8	0	.333	264	342
Los Angeles	4	8	0	.333	291	307

Receiving	No	Yds	Avg	Long	TD
Howton	55	1188	21.6	66t	12
Knafelc	30	418	13.9	38	6
Johnson	28	258	9.2	20	0
Ferguson	22	214	9.7	25	0
Carmichael	13	180	13.8	63	1
Cone	12	218	18.2	69t	2
*Losch	7	85	12.1	43	0
Reid	3	16	5.3	12	0
*Roberts	1	14	14.0	14	0
Packers	171	2591	15.2	69t	21
Opponents	144	2166	15.0	70t	17

* — rookie

Passing	Att	Cmp	Yds	Cmp%	Yds/Att	TD	TD%	Int	Int%	LG	Sec	Yds	Rtg
Rote	308	146	2203	47.4	7.15	18	5.8	15	4.9	69t	-	-	70.6
*Starr	44	24	325	54.5	7.39	2	4.5	3	6.8	39t	-	-	65.1
*Losch	1	1	63	100.0	63.00	1	100.0	0	0.0	63t	-	-	158.3
Packers	353	171	2591	48.4	7.34	21	5.9	18	5.1	69t	193	71.6	
Opponents	260	144	2166	55.4	8.33	17	6.5	21	8.1	70t	75	71.1	

Primary Players by Position

E	B. Howton	DE	N. Borden
	G. Knafelc		J. Martinkovic
T	*F. Gregg	DT	B. Forester
	*B. Skoronski		D. Hanner
	R. Zatkoff		J. Helluin
G	B. Brown		J. Sandusky
	J. Skibinski	LB	T. Bettis
	L. Szafaryn		D. Teteak
C	J. Ringo	DB	B. Bookout
QB	T. Rote		J. Capuzzi
	*B. Starr		B. Dillon
HB	A. Carmichael		*H. Gremminger
	J. Johnson		V. Walker
	*J. Losch		
	F. Reid		
FB	F. Cone		
	H. Ferguson		

1957 3-9-0, .250, SIXTH, WESTERN CONFERENCE

Head Coach: Lisle Blackburn		GB	Opp	Attend	Site	
S 29	Chicago Bears (GB)	W	21	17	32,132	CIS
O 6	Detroit Lions (GB)	L	14	24	32,120	CIS
O 13	Baltimore Colts (Milw)	L	17	45	26,322	CoS
O 20	San Francisco 49ers (Milw)	L	14	24	18,919	CoS
O 27	@ Baltimore Colts	W	24	21	48,510	BMS
N 3	New York Giants (GB)	L	17	31	32,070	CIS
N 10	@ Chicago Bears	L	14	21	47,153	Wf
N 17	Los Angeles Rams (Milw)	L	27	31	19,540	CoS
N 24	@ Pittsburgh Steelers	W	27	10	29,701	FoF
N 28	@ Detroit Lions	L	6	18	54,301	BrS
D 8	@ Los Angeles Rams	L	17	42	70,572	LAC
D 15	@ San Francisco 49ers	L	20	27	59,100	KS
			218	311	470,440	

Home: 1-5 (161,103) Away: 2-4 (309,337)

	GB	Opp	Rushing	No	Yds	Avg	Long	TD
Total First Downs	179	226	Mcllhenny	100	384	3.8	40t	1
Rushing	72	117	*Hornung	60	319	5.3	72	3
Passing	90	97	Ferguson	59	216	3.7	40t	1
Penalty	17	12	Cone	53	135	2.5	26t	2
Total Net Yards	3232	4197	Carmichael	37	118	3.2	10	1
Avg. Per Game	269.3	349.8	Starr	31	98	3.2	16	3
Total Plays	705	776	Parilli	24	83	3.5	20	2
Avg. Per Play	4.6	5.4	McGee	5	40	8.0	24	0
Net Yards Rushing	1441	2159	*Purnell	5	22	4.4	7	0
Avg. Per Game	120.1	179.9	Howton	4	20	5.0	11	0
Total Rushes	380	462	Johnson	2	6	3.0	3	0
Net Yards Passing	1791	2038	Packers	380	1441	3.8	72	13
Avg. Per Game	149.3	169.8	Opponents	462	2159	4.7	76	18
Gross Yards	2157	2185						
Att./Completions	325/517	314/153						
Completion Pct.	48.3	48.7						
Had Intercepted	23	30						
Punts/Average	63/42.0	50/43.0						
Penalties/Yards	43/516	75/709						
Fumbles/Ball Lost	28/18	26/17						
Touchdowns	26	39						
Rushing	13	18						
Passing	12	18						
Returns	1	3						

By Quarter	Q1	Q2	Q3	Q4	OT	Pts
Packers	30	99	7	82	0	218
Opponents	72	61	84	94	0	311

Western Conf.	W	L	T	Pct	Pts	QP
Detroit	8	4	0	.667	251	231
San Francisco	8	4	0	.667	260	264
Baltimore	7	5	0	.583	303	235
Los Angeles	6	6	0	.500	307	278
Chi. Bears	5	7	0	.417	203	211
Green Bay	3	9	0	.250	218	311

Receiving	No	Yds	Avg	Long	TD
Howton	38	727	19.1	77t	5
*Kramer	28	337	12.0	31	0
Mcllhenny	18	210	11.7	28t	2
McGee	17	273	16.1	49	1
Ferguson	15	107	7.1	17	1
Carmichael	13	184	14.2	39	0
Knafelc	9	164	18.2	53	2
Johnson	7	75	10.7	14	1
*Hornung	6	34	5.7	16	0
Cone	4	30	7.5	10	0
*Purnell	2	16	8.0	15	0
Packers	157	2157	13.7	77t	12
Opponents	153	2185	14.3	61t	18

Scoring	TD	Ru	Pa	Rt	PAT	FG	S	PIS
Cone	2	2	0	0	26/26	12/17	0	74
Howton	5	0	5	0				30
*Hornung	3	3	0	0	0/0	0/4	0	18
Mcllhenny	3	1	2	0				18
Starr	3	3	0	0				18
Ferguson	2	1	1	0				12
Knafelc	2	0	2	0				12
Parilli	2	2	0	0				12
Carmichael	1	1	0	0				6
Dillon	1	0	0	1				6
Johnson	1	0	1	0				6
McGee	1	0	1	0				6

Packers	26	13	12	1	26/26	12/21	0	218
Opponents	39	18	18	3	39/39	12/22	1	311

Interceptions	No	Yds	Avg	Long	TD
*Symank	9	198	22.0	36	0
Dillon	9	180	20.0	55t	1
Gremminger	5	93	18.6	45	0
Forester	4	79	19.8	37	0
Palumbo	1	11	11.0	11	0
Helluin	1	0	0.0	0	0
Petitbon	1	0	0.0	0	0
Packers	30	561	18.7	55t	1
Opponents	23	252	11.0	52t	2

Punting	No	Yds	Avg	TB	In	Lg	B
Deschaine	63	2645	42.0	-	-	71	2
Packers	63	2645	42.0	-	-	71	2
Opponents	50	2151	43.0	-	-	66	0

Punt Returns	Ret	FC	Yds	Avg	Long	TD
Carmichael	25	-	190	7.6	48	0
Johnson	4	-	39	9.8	13	0
Kinard	3	-	19	6.3	19	0
*Symank	3	-	0	0.0	0	0
Dillon	1	-	8	8.0	8	0
Packers	36	-	256	7.1	48	0
Opponents	40	-	149	3.7	22	0

Kickoff Returns	No	Yds	Avg	Long	TD
Carmichael	31	690	22.3	33	0
Mcllhenny	14	362	25.9	53	0
Cone	5	83	16.6	25	0
Forester	4	57	14.3	32	0
McGee	4	69	17.3	27	0
Packers	58	1261	21.7	53	0
Opponents	42	897	21.4	46	0

Primary Players by Position

E	B.Howton	DE	N.Borden
	*R.Kramer		C.Massey
	M.McGee		*J.Temp
T	*N.Masters	DT	D.Hanner
	O.Spencer		J.Helluin
	*C.Vereen	LB	T.Bettis
G	*N.Amundsen		*E.Danjean
	A.Barry		B.Forester
	J.Salsbury		S.Palumbo
C	L.Lauer	DB	B.Dillon
	J.Ringo		H.Gremminger
QB	B.Parilli		B.Kinard
	B.Starr		J.Petitbon
HB	A.Carmichael		*J.Symank
	*P.Hornung		
	J.Johnson		
	D.Mcllhenny		
FB	F.Cone		
	H.Ferguson		
	*F.Purnell		

* — rookie

Passing	Att	Cmp	Yds	Cmp%	Yds/Att	TD	TD%	Int	Int%	LG	Sck	Yds	Rtng
Starr	215	117	1489	54.4	6.93	8	3.7	10	4.7	77t	-	-	69.3
Parilli	102	39	669	38.2	6.56	4	3.9	12	11.8	75t	-	-	34.8
*Hornung	6	1	-1	16.7	-0.17	0	0.0	0	0.0	-1	-	-	39.6
Ferguson	1	0	0	0.0	0.00	0	0.0	0	0.0	0	-	-	39.6
*Kramer	1	0	0	0.0	0.00	0	0.0	0	100.0	0	-	-	52.8
Packers	325	157	2157	48.3	6.64	12	3.7	23	7.1	77t	366	147	60.0
Opponents	314	153	2185	48.7	6.96	18	5.7	30	9.6	61t	147	51.2	

COMMUNITY
ADMIN. & COACHES
VETERANS
DRAFT & FREE AGENTS
REVIEW
2023
1957
LAMBEAU FIELD
MISC.

1-10-1, .091, SIXTH, WESTERN CONFERENCE 1958

Head Coach: Ray "Scooter" McLean		GB	Opp	Attend	Site
S 28	Chicago Bears (GB)	L	20 34	32,150	CIS
O 5	Detroit Lions (GB)	T	13 13	32,053	CIS
O 12	Baltimore Colts (Milw)	L	17 24	24,553	CoS
O 19	@ Washington Redskins	L	21 37	25,228	GrS
O 26	Philadelphia Eagles (GB)	W	38 35	31,043	CIS
N 2	@ Baltimore Colts	L	0 56	51,333	BMS
N 9	@ Chicago Bears	L	10 24	48,424	WF
N 16	Los Angeles Rams (GB)	L	7 20	28,051	CIS
N 23	San Francisco 49ers (Milw)	L	12 33	19,786	CoS
N 27	@ Detroit Lions	L	14 24	50,971	BrS
D 7	@ San Francisco 49ers	L	21 48	50,793	KS
D 14	@ Los Angeles Rams	L	20 34	54,634	LAC
			193 382	449,019	

Home: 1-4-1 (167,636) Away: 0-6 (281,383)

Scoring	TD	Ru	Pa	Rt	PAT	FG	S	PTS
Hornung	2	2	0	0	22/23	11/21	0	67
McGee	7	0	7	0	0	0	0	42
Howton	2	0	2	0	0	0	0	12
McIlhenny	2	1	1	0	0	0	0	12
*Taylor	2	1	1	0	0	0	0	12
Carmichael	1	0	1	0	0	0	0	6
Dillon	1	0	0	1	0	0	0	6
Ferguson	1	1	0	0	0	0	0	6
*Francis	1	1	0	0	0	0	0	6
Johnson	1	0	1	0	0	0	0	6
Knafelc	1	0	1	0	0	0	0	6
Meilinger	1	0	1	0	0	0	0	6
Starr	1	1	0	0	0	0	0	6
Packers	23	7	15	1	22/23	11/21	0	193
Opponents	50	24	24	2	46/50	12/25	0	382

	GB	Opp
Total First Downs	177	236
Rushing	76	109
Passing	87	111
Penalty	14	16
Total Net Yards	3241	4615
Avg. Per Game	270.1	384.6
Total Plays	693	763
Avg. Per Play	4.7	6.0
Net Yards Rushing	1421	2040
Avg. Per Game	118.4	170.0
Total Rushes	345	427
Net Yards Passing	1820	2575
Avg. Per Game	151.7	214.6
Gross Yards	2118	2653
Att./Completions	348/161	336/175
Completion Pct.	46.3	52.1
Had Intercepted	27	13
Punts/Average	62/42.3	42/41.6
Penalties/Yards	52/545	72/657
Fumbles/Ball Lost	26/17	31/19
Touchdowns	23	50
Rushing	7	24
Passing	15	24
Returns	1	2

By Quarter	Q1	Q2	Q3	Q4	OT	Pts
Packers	63	44	41	45	0	193
Opponents	77	113	93	99	0	382

Rushing	No	Yds	Avg	Long	TD
Hornung	69	310	4.5	55	2
Ferguson	59	268	4.5	29	1
*Taylor	52	247	4.8	25	1
McIlhenny	74	239	3.2	36	1
*Francis	24	153	6.4	20	1
Starr	25	113	4.5	20	1
*Shanley	23	30	1.3	5	0
Carmichael	9	21	2.3	8	0
Parilli	8	15	1.9	5	0
Ringo	0	13	-	13	0
McGee	1	9	9.0	9	0
Salsbury	0	3	-	3	0
Romine	1	0	0.0	0	0
Packers	345	1421	4.1	55	7
Opponents	427	2040	4.8	80t	24

Western Conf.	W	L	T	Pct	Pts	OP
Baltimore	9	3	0	.750	381	203
Chi. Bears	8	4	0	.667	298	230
Los Angeles	8	4	0	.667	344	278
San Francisco	6	6	0	.500	257	324
Detroit	4	7	1	.364	261	276
Green Bay	1	10	1	.091	193	382

Receiving	No	Yds	Avg	Long	TD
McGee	37	655	17.7	80t	7
Howton	36	507	14.1	50	2
McIlhenny	20	154	7.7	55t	1
Hornung	15	137	9.1	39	0
Meilinger	13	139	10.7	19	1
Ferguson	12	121	10.1	27	0
Johnson	10	176	17.6	61	1
Knafelc	8	118	14.8	40	1
*Taylor	4	72	18.0	31t	1
Carmichael	3	26	8.7	14t	1
*Shanley	3	13	4.3	7	0
Packers	161	2118	13.2	80t	15
Opponents	175	2653	15.2	93t	24

* — rookie

Primary Players by Position

E	B. Howton	DE	N. Borden
	M. McGee		L. Ford
	S. Meilinger		J. Temp
T	N. Masters	DT	D. Hanner
	O. Spencer		J. Kimmel
G	H. Bullough	LB	T. Bettis
	F. Gregg		*D. Currie
	*J. Kramer		B. Forester
C	J. Salsbury		*R. Nitschke
	J. Ringo	DB	B. Dillon
QB	*J. Francis		H. Gremminger
	B. Parilli		B. Kinard
HB	B. Starr		J. Symank
	A. Carmichael		J. Whittenton
	P. Hornung		
FB	D. McIlhenny		
	A. Romine		
	*J. Shanley		
	H. Ferguson		
	*J. Taylor		

Passing	Att	Cmp	Yds	Cmp%	Yds/Att	TD	TD%	Int	Int%	LG	Sk	Yds	Rtg
Parilli	157	68	1068	43.3	6.80	10	6.4	13	8.3	80t	-	-	53.3
Starr	157	78	875	49.7	5.57	3	1.9	12	7.6	55t	-	-	41.2
*Francis	31	15	175	48.4	5.65	2	6.5	2	6.5	50t	-	-	60.6
Ferguson	1	0	0	0.0	0.0	0	0.0	0	0.0	0	0	-	39.6
Hornung	1	0	0	0.0	0.0	0	0.0	0	0.0	0	0	-	39.6
McGee	1	0	0	0.0	0.0	0	0.0	0	0.0	0	0	-	39.6
Packers	348	161	2118	46.3	6.09	15	4.3	27	7.8	80t	298	48.0	
Opponents	336	175	2653	52.1	7.90	24	7.1	13	3.9	93t	78	86.1	

1959 7-5-0, .583, THIRD (TIE), WESTERN CONFERENCE

Head Coach:	Vince Lombardi	GB	Opp	Attend	Site	Starting QB	Temp	
S 27	Chicago Bears (GB)	W	9	6	32,150	CIS	L.McHan	59
O 4	Detroit Lions (GB)	W	28	10	32,150	CIS	L.McHan	69
O 11	San Francisco 49ers (GB)	W	21	20	32,150	CIS	L.McHan	38
O 18	Los Angeles Rams (Milw)	L	6	45	36,194	CoS	L.McHan	51
O 25	@ Baltimore Colts	L	21	38	57,557	BMS	L.McHan	46
N 1	@ New York Giants	L	3	20	68,837	YS	L.McHan	56
N 8	@ Chicago Bears	L	17	28	46,205	WF	L.McHan	41
N 15	Baltimore Colts (Milw)	L	24	28	25,521	CoS	B.Starr	34
N 22	Washington Redskins (GB)	W	21	0	31,853	CIS	B.Starr	38
N 26	@ Detroit Lions	W	24	17	49,221	TgS	B.Starr	32
D 6	@ Los Angeles Rams	W	38	20	61,044	LAC	B.Starr	80
D 13	@ San Francisco 49ers	W	36	14	55,997	KS	B.Starr	50
			248	246	528,879			
Home: 4-2 (190,018)		Away: 3-3 (338,861)						

	GB	Opp
Total First Downs	212	215
Rushing	109	101
Passing	87	102
Penalty	16	12
Total Net Yards	3739	3552
Avg. Per Game	311.6	296.0
Total Plays	689	759
Avg. Per Play	5.4	4.7
Net Yards Rushing	1907	1770
Avg. Per Game	158.9	147.5
Total Rushes	421	430
Net Yards Passing	1832	1782
Avg. Per Game	152.7	148.5
Yds. Lost Att. to Pass	131	248
Gross Yards	1963	2030
Att./Completions	268/128	329/169
Completion Pct.	47.8	51.4
Had Intercepted	17	14
Punts/Average	64/42.4	56/44.3
Net Punting Avg.	64/36.3	56/36.2
Penalties/Yards	49/435	51/450
Fumbles/Ball Lost	24/16	28/15
Touchdowns	32	30
Rushing	15	14
Passing	16	14
Returns	1	2

By Quarter	Q1	Q2	Q3	Q4	OT	Pts
Packers	55	82	44	67	0	248
Opponents	66	68	75	37	0	246

Primary Starters

LE	M.McGee	DE	J.Temp
LT	N.Masters	B.Quinlan	H.Jordan
	B.Skoronski	D.Hanner	D.Hanner
LG	F.Thurston	B.Starr	E.Tunnell
C	J.Ringo	LB	T.Bettis
RG	J.Kramer	D.Curie	
RT	F.Gregg	B.Forester	
RE	G.Knafelc	DB	B.Dillon
QB	L.McHan	H.Gremminger	
	B.Starr	E.Tunnell	
HB	P.Hornung	J.Whitton	
HB	*B.Dowler		
	L.McClhenny		
FB	J.Taylor		

	Rushing	No	Yds	Avg	Long	TD
Hornung	152	681	4.5	63	7	
Taylor	120	452	3.8	21	6	
Carpenter	60	322	5.4	55t	1	
McClhenny	47	231	4.9	46	1	
Starr	16	83	5.2	39	0	
McHan	16	64	4.0	19	0	
Butler	7	49	7.0	16	0	
*Dowler	1	20	20.0	20	0	
Francis	2	5	2.5	8	0	
Packers	421	1907	4.5	63	15	
Opponents	430	1770	4.1	49t	14	

Western Conf.	W	L	T	Pct	Pts	OP
Bal. Colts	9	3	0	.750	374	251
Chi. Bears	8	4	0	.667	252	196
Green Bay	7	5	0	.583	248	246
San Francisco	7	5	0	.583	255	237
Detroit	3	8	1	.273	203	275
Los Angeles	2	10	0	.167	242	315

Receiving	No	Yds	Avg	Long	TD
*Dowler	32	549	17.2	35	4
McGee	30	695	23.2	81t	5
Knafelc	27	384	14.2	38	4
Hornung	15	113	7.5	19	0
Taylor	9	71	7.9	20t	2
McClhenny	8	95	11.9	30	0
Carpenter	5	47	9.4	23	0
*Williams	1	11	11.0	11	0
*Butler	1	-2	-2.0	-2	0
Packers	128	1963	15.3	81t	16
Opponents	169	2030	12.0	75t	14

* — rookie

Scoring	TD	Ru	Pa	RI	PAT	FG	S	PIS
Hornung	7	7	0	0	31/32	7/17	0	94
Taylor	8	6	2	0	0	0	0	48
McGee	5	0	5	0	0	0	0	30
*Dowler	4	0	4	0	0	0	0	24
Knafelc	4	0	4	0	0	0	0	24
McClhenny	2	1	1	0	0	0	0	12
*Butler	1	0	1	0	0	0	0	6
Carpenter	1	1	0	0	0	0	0	6
Forester	0	0	0	0	0	0	0	2
Hanner	0	0	0	0	0	0	0	1
Packers	32	15	16	1	31/32	7/17	2	248
Opponents	30	14	14	2	28/29	12/22	1	246

Field Goals	1-19	20-29	30-39	40-49	50+
Hornung	0/6	5/7	1/2	1/2	0/0
Packers	0/6	5/7	1/2	1/2	0/0
Opponents	1/4	3/3	2/4	5/8	1/3
Hornung: (ON,ON)(47N)(22G,46G)(29G,14N) (27G)(ON,ON,23G)(ON)(39G,32N)(24N,23G)(25N)					
Opponents: (ON,46G,42G)(55N,50G) (28G,32G,47N,37N)(11B,22G,17G,33G) (43N,43G)(52N,49G,49G,47N)(0)(0B) (22G,32N) (0)					

Interceptions	No	Yds	Avg	Long	TD
Forester	2	48	24.0	34	0
Symank	2	46	23.0	25	0
Freeman	2	22	11.0	22	0
Tunnell	2	20	10.0	18	0
Gremminger	1	45	45.0	45	0
Currie	1	25	25.0	25	0
Temp	1	13	13.0	13	0
Dillon	1	7	7.0	7	0
Quinlan	1	5	5.0	5	0
Bettis	1	0	0.0	0	0
Packers	14	231	16.5	45	0
Opponents	17	227	13.4	49	1

Punting	No	Yds	Avg	TR	In	Lg	B
McGee	64	2716	42.4	5	-	61	1
Packers	64	2716	42.4	5	-	61	1
Opponents	56	2481	44.3	7	-	61	0

Punt Returns	Ret	FC	Yds	Avg	Long	TD
*Butler	18	0	163	9.1	61t	1
Carpenter	13	0	150	11.5	51	0
Symank	1	0	0	0.0	0	0
Tunnell	1	0	3	3.0	3	0
Packers	33	0	316	9.6	61t	1
Opponents	40	0	291	7.3	71t	1

Kickoff Returns	No	Yds	Avg	Long	TD
*Butler	21	472	22.5	35	0
Symank	14	338	24.1	39	0
McClhenny	3	50	16.7	24	0
Francis	2	52	26.0	28	0
Nitschke	2	13	6.5	10	0
Carpenter	1	24	24.0	24	0
Packers	43	949	22.1	39	0
Opponents	40	917	22.9	85	0

Passing	Att	Cmp	Yds	Cmp%	Yds/Att	TD	TD%	Int	Int%	LG	Sck	Yds	Rtng
Starr	134	70	972	52.2	7.25	6	4.5	7	5.2	44	30	69.0	
McHan	108	48	805	44.4	7.45	8	7.4	9	8.3	81t	94	60.1	
Francis	18	5	91	27.8	5.06	0	0.0	1	5.6	24	7	25.0	
Hornung	8	5	95	62.5	11.88	2	25.0	0	0.0	30t	0	143.2	
Packers	268	128	1963	47.8	7.32	16	6.0	17	6.3	81t	131	65.9	
Opponents	329	169	2030	51.4	6.17	14	4.3	14	4.3	75t	248	67.1	

COMMUNITY ADMIN. & COACHES VETERANS DRAFT & FREE AGENTS REVIEW 2023 1959 LAMBEAU FIELD MISC.

8-4-0, .667, FIRST, WESTERN CONFERENCE **1960**

Head Coach:	Vince Lombardi	GB	Opp	Attend	Site	Starting QB	Temp	
S 25	Chicago Bears (GB)	L	14	17	32,150	CiS	B.Starr	52
O 2	Detroit Lions (GB)	W	28	9	32,150	CiS	L.McHan	57
O 9	Baltimore Colts (GB)	W	35	21	32,150	CiS	L.McHan	66
O 23	San Francisco 49ers (Milw)	W	41	14	39,914	CoS	L.McHan	50
O 30	@ Pittsburgh Steelers	W	19	13	30,155	FoF	L.McHan	
N 6	@ Baltimore Colts	L	24	38	57,808	BMS	B.Starr	
N 13	Dallas Cowboys (GB)	W	41	7	32,294	CiS	B.Starr	51
N 20	Los Angeles Rams (Milw)	L	31	33	35,763	CoS	B.Starr	47
N 24	@ Detroit Lions	L	10	23	51,123	BrS	B.Starr	48
D 4	@ Chicago Bears	W	41	13	46,406	WF	B.Starr	
D 10	@ San Francisco 49ers	W	13	0	53,612	KS	B.Starr	49
D 17	@ Los Angeles Rams	W	35	21	53,445	LAC	B.Starr	72
			332	209	496,970			

Home: 4-2 (204,421) Away: 4-2 (292,549)

NFL Championship

D 26	@ Philadelphia Eagles	L	13	17	67,325	FrF	B.Starr	35
------	-----------------------	---	----	----	--------	-----	---------	----

Scoring	TD	Ru	Pa	RE	PAT	FG	S	PTS
Hornung	15	13	2	0	41/41	15/28	0	176
Taylor	11	11	0	0	0	0	0	66
*Moore	5	4	1	0	0	0	0	30
McGee	4	0	4	0	0	0	0	24
Dowler	2	0	2	0	0	0	0	12
Davis	1	0	0	1	0	0	0	6
McHan	1	1	0	0	0	0	0	6
Nitschke	1	0	0	1	0	0	0	6
*Winslow	1	0	0	1	0	0	0	6
Packers	41	29	9	3	41/41	15/28	0	332
Opponents	26	7	19	0	24/25	9/13	1	209

Field Goals

	1-19	20-29	30-39	40-49	50+
Hornung	3/7	5/6	4/9	3/5	0/1
Packers	3/7	5/6	4/9	3/5	0/1
Opponents	4/5	2/2	2/4	1/1	0/1

Hornung: (ON, ON)(ON)(37N, 47G, 32G)
 (35G, 35G, 45G, 17G, 50N, 40N)(32B, 21G)
 (18N, 21G, 21G)(12G, 37B, 22N)(12G)(21G, 41G)
 (30N, 38G, 23G)(41N, 32N)

Opponents: (ON, 16G)(14G, 20G, 48G)(0)(33N)(0)
 (31G)(0)(23G, 17G, 31G, 9G)(53N)(0)(35N)

Interceptions	No	Yds	Av	Long	TD
Whittenton	6	101	16.8	52	0
Currie	4	75	18.8	33	0
Nitschke	3	90	30.0	43	1
Gremminger	3	52	17.3	21	0
Tunnell	3	22	7.3	22	0
Forester	2	18	9.0	15	0
Symank	1	0	0.0	0	0
Packers	22	358	16.3	52	1
Opponents	13	185	14.2	44	0

Punting	No	Yds	Avg	TB	In	Lg	B
McGee	31	1291	41.6	1	-	58	1
Dowler	18	729	40.5	2	-	61	2
Packers	49	2020	41.2	3	-	61	3
Opponents	66	2600	36.2	2	-	59	3

Punt Returns	Ret	FC	Yds	Avg	Long	TD
*Wood	16	0	106	6.6	33	0
Carpenter	9	0	59	6.6	12	0
Forester	1	0	7	7.0	7	0
Packers	26	0	172	6.6	33	0
Opponents	22	0	144	6.5	25	0

Kickoff Returns	No	Yds	Avg	Long	TD
Carpenter	12	249	20.8	29	0
*Moore	12	397	33.1	84	0
Symank	4	103	25.8	32	0
Hickman	3	54	18.0	27	0
Nitschke	2	33	16.5	17	0
Meilinger	1	0	0.0	0	0
Temp	1	16	16.0	16	0
Packers	35	852	24.3	84	0
Opponents	57	1158	20.3	42	0

* — rookie

	GB	Opp				
Total First Downs	237	199				
Rushing	135	74				
Passing	86	110				
Penalty	16	15				
Total Net Yards	4025	3442				
Avg. Per Game	335.4	286.8				
Total Plays	742	715				
Avg. Per Play	5.4	4.8				
Net Yards Rushing	2150	1285				
Avg. Per Game	179.2	107.1				
Total Rushes	463	350				
Net Yards Passing	1875	2157				
Avg. Per Game	156.3	179.8				
Yds. Lost Att. to Pass	118	275				
Gross Yards	1993	2432				
Att./Completions	279/137	365/192				
Completion Pct	49.1	52.6				
Had Intercepted	13	22				
Punts/Average	49/41.2	66/39.4				
Net Punting Avg.	49/37.1	66/36.2				
Penalties/Yards	64/578	61/636				
Fumbles/Ball Lost	18/12	23/15				
Touchdowns	41	26				
Rushing	29	7				
Passing	9	19				
Returns	3	0				
By Quarter	Q1	Q2	Q3	Q4	OT	Pts
Packers	47	98	69	118	0	332
Opponents	40	53	34	82	0	209

	Rushing	No	Yds	Avg	Long	TD
Taylor	230	1101	4.8	32	11	
Hornung	160	671	4.2	37	13	
*Moore	45	237	5.3	59	4	
McHan	8	67	8.4	35	1	
Carpenter	1	24	24.0	24	0	
Hickman	7	22	3.1	4	0	
Starr	7	12	1.7	13	0	
McGee	2	11	5.5	16	0	
Dowler	1	8	8.0	8	0	
*Winslow	2	-3	-1.5	3	0	
Packers	463	2150	4.6	59	29	
Opponents	350	1285	3.7	35	7	

Western Conf.	W	L	T	Pct	Pts	OP
Green Bay	8	4	0	.667	332	209
Detroit	7	5	0	.583	239	212
San Francisco	7	5	0	.583	208	205
Baltimore	6	6	1	.500	288	234
Chicago	5	6	1	.455	194	299
L.A. Rams	4	7	1	.364	265	297
Dal. Cowboys	0	11	1	.000	177	369

	Receiving	No	Yds	Avg	Long	TD
McGee	38	787	20.7	57	4	
Dowler	30	505	16.8	91	2	
Hornung	28	257	9.2	33	2	
Taylor	15	121	8.1	27	0	
Knafelc	14	164	11.7	23	0	
*Moore	5	40	8.0	12	1	
R.Kramer	4	55	13.8	18	0	
Meilinger	2	43	21.5	23	0	
Carpenter	1	21	21.0	21	0	
Packers	137	1993	14.5	91	9	
Opponents	192	2432	12.7	59	19	

	Passing	Att	Cmp	Yds	Cmp%	Yds/Att	TD	TD%	Int	Int%	LG	Sck	Yds	RtnG
Starr	172	98	1358	57.0	7.90	4	2.3	8	4.7	91	78	70.8		
McHan	91	33	517	36.3	5.68	3	3.3	5	5.5	47	33	44.1		
Hornung	16	6	118	37.5	7.38	2	12.5	0	0.0	40	7	103.6		
Packers	279	137	1993	49.1	7.14	9	3.2	13	4.7	91	118	64.1		
Opponents	365	192	2432	52.6	6.66	19	5.2	22	6.0	59	275	65.9		

Primary Starters

LE	M. McGee	DE	W. Davis
LT	B. Skoronski		B. Quinlan
LG	F. Thurston	DT	D. Hanner
C	J. Ringo		H. Jordan
RG	J. Kramer	LB	D. Currie
RT	F. Gregg		R. Nitschke
RE	G. Knafelc		B. Forester
QB	B. Starr	DB	H. Gremminger
HB	P. Hornung		J. Symank
HB	B. Dowler		E. Tunnell
FB	J. Taylor		J. Whittenton

1961

11-3-0, .786, FIRST, WESTERN CONFERENCE

Head Coach: Vince Lombardi

	GB	Opp	Attend	Site	Starting QB	Temp	
S 17	Detroit Lions (Milw.)	L 13	17	44,307	CoS	B.Starr	72
S 24	San Francisco 49ers (GB)	W 30	10	38,669	CiS	B.Starr	52
O 1	Chicago Bears (GB)	W 24	0	38,669	CiS	B.Starr	45
O 8	Baltimore Colts (GB)	W 45	7	38,669	CiS	B.Starr	72
O 15	@ Cleveland Browns	W 49	17	75,042	CMS	B.Starr	43
O 22	@ Minnesota Vikings	W 33	7	42,007	Met	B.Starr	53
O 29	Minnesota Vikings (Milw.)	W 28	10	44,112	CoS	B.Starr	64
N 5	@ Baltimore Colts	L 21	45	57,641	BMS	B.Starr	
N 12	@ Chicago Bears	W 31	28	49,711	WF	B.Starr	39
N 19	Los Angeles Rams (GB)	W 35	17	38,669	CiS	B.Starr	31
N 23	@ Detroit Lions	W 17	9	55,662	TgS	B.Starr	44
D 3	New York Giants (Milw.)	W 20	17	47,012	CoS	B.Starr	42
D 10	@ San Francisco 49ers	L 21	22	55,722	KS	B.Starr	50
D 17	@ Los Angeles Rams	W 24	17	49,169	LAC	B.Starr	68
	391	223		675,061			

Home: 6-1 (290,107) Away: 5-2 (384,954)

NFL Championship

D 31	New York Giants (GB)	W 37	0	39,029	CiS	B.Starr	20
------	----------------------	------	---	--------	-----	---------	----

	GB	Opp				
Total First Downs	274	245				
Rushing	142	101				
Passing	115	126				
Penalty	17	18				
Total Net Yards	4714	4051				
Avg. Per Game	336.7	289.4				
Total Plays	780	826				
Avg. Per Play	6.0	4.9				
Net Yards Rushing	2350	1694				
Avg. Per Game	167.9	121.0				
Total Rushes	474	412				
Net Yards Passing	2364	2357				
Avg. Per Game	168.9	168.4				
Yds. Lost Att. to Pass	138	273				
Gross Yards	2502	2630				
Att./Completions	306/177	414/218				
Completion Pct.	57.8	52.7				
Had Intercepted	16	29				
Punts/Average	51/43.0	49/37.8				
Net Punting Avg.	51/33.0	49/29.7				
Penalties/Yards	66/647	52/609				
Fumbles/Ball Lost	18/10	30/17				
Touchdowns	49	26				
Rushing	27	12				
Passing	18	13				
Returns	4	1				
By Quarter	Q1 Q2 Q3 Q4 OT Pts					
Packers	100	123	44	124	0	391
Opponents	45	81	39	58	0	223

	Rushing	No	Yds	Avg	Long	TD
Taylor		243	1307	5.4	53	15
Hornung		127	597	4.7	54	8
Moore		61	302	5.0	69	1
*Pitts		23	75	3.3	17	1
Starr		12	56	4.7	21	1
R.Kramer		5	13	2.6	10	0
Carpenter		1	5	5.0	5	0
Roach		2	-5	-2.5	1	1
Packers	474	2350	5.0	69	27	
Opponents	412	1694	4.1	55	12	

Western Conf.	W	L	T	Pct	Pts	QP
Green Bay	11	3	0	.786	391	223
Detroit	8	5	1	.615	270	258
Baltimore	8	6	0	.571	302	307
Chicago	8	6	0	.571	326	302
San Francisco	7	6	1	.538	346	272
Los Angeles	4	10	0	.286	263	333
Minnesota	3	11	0	.214	285	407

	Receiving	No	Yds	Avg	Long	TD
McGee		51	883	17.3	53	7
Dowler		36	633	17.6	78	3
R.Kramer		35	559	16.0	53	4
Taylor		25	175	7.0	18	1
Hornung		15	145	9.7	34	2
Moore		8	41	5.1	11	1
Knafelc		3	32	10.7	13	0
Carpenter		3	29	9.7	16	0
*Pitts		1	5	5.0	5	0
Packers	177	2502	14.1	78	18	
Opponents	218	2630	12.1	51	13	

* — rookie

Scoring	TD	Ru	Pa	RT	PAT	FG	S	PTS
Hornung	10	8	2	0	41/41	15/22	0	146
Taylor	16	15	1	0			0	96
McGee	7	0	7	0			0	42
R.Kramer	4	0	4	0			0	24
Dowler	3	0	3	0			0	18
Moore	2	1	1	0			0	12
Wood	2	0	0	2			0	12
Agajanian	0	0	0	0	8/8	1/2	0	11
Currie	1	0	0	1			0	6
*Titts	1	0	0	0			0	6
Roach	1	1	0	0			0	6
Starr	1	1	0	0			0	6
Whitton	1	0	0	1			0	6
Packers	49	27	18	4	49/49	16/24	0	391
Opponents	26	12	13	1	26/26	13/21	0	223

Field Goals	1-19	20-29	30-39	40-49	50+	
Hornung	8/9	3/4	2/4	1/1	1/4	
Agajanian	0/0	1/1	0/1	0/0	0/0	
Packers	8/9	4/5	2/5	1/1	1/4	
Opponents	7/7	2/3	1/3	3/7	0/1	
Hornung	(55N,15G,26G)	(13G,43G,15G,8N)	(37G)(38G)(21N)(13G,18G,13G,16G)	(52B)	(51G,51B)	(36N,9G)(23G,25G)(34N)
Agajanian	(0)0000000(35B)(0)0(28G)					
Opponents	(44G,52B)(46G)(0)(27G,42N)(42N)	(13G)(12G)(33N)(48N,27G)(13G,34G,28N,16G)	(41G,34N)(10G,14G)(44B,17G)			

Interceptions	No	Yds	Avg	Long	TD
Symank	5	99	19.8	41	0
Whitton	5	98	19.6	41	1
Gremminger	5	54	10.8	41	0
Wood	5	52	10.4	21	0
Currie	5	59	19.7	21	1
Nitschke	2	41	20.5	27	0
Forester	2	33	16.5	33	0
*Adlerley	1	9	9.0	9	0
Hanner	1	1	1.0	1	0
Packers	29	446	15.4	41	2
Opponents	16	238	14.9	63	0

Punting	No	Yds	Avg	TB	In	Lg	B
Dowler	38	1674	44.1	10	-	75	0
McGee	13	520	40.0	0	-	51	0
Packers	51	2194	43.0	10	-	75	0
Opponents	49	1851	29.7	2	-	61	0

Punt Returns	Ret	FC	Yds	Avg	Long	TD
Wood	14	11	225	16.1	72	2
Carpenter	6	5	130	21.7	48	0
Packers	20	16	355	17.8	72	2
Opponents	25	4	313	12.5	90	1

Kickoff Returns	No	Yds	Avg	Long	TD
*Adlerley	18	478	26.6	61	0
Moore	15	409	27.3	60	0
Symank	4	121	30.3	38	0
Forester	3	55	18.3	20	0
*Pitts	1	14	14.0	14	0
Packers	41	1077	26.3	61	0
Opponents	69	1597	23.1	64	0

Primary Starters

LE	M.McGee	LE	W.Davis
LT	B.Skoronski	LT	D.Hanner
LG	F.Thurston	RT	H.Jordan
C	J.Ringo	RE	B.Quinlan
RG	J.Kramer	LLB	D.Curie
	F.Gregg	MLB	R.Nitschke
RT	F.Gregg	RLB	B.Forester
	N.Masters	LH	H.Gremminger
RE	R.Kramer	RH	J.Whitton
QB	B.Starr	LS	J.Symank
HB	P.Hornung	RS	W.Wood
HB	B.Dowler		
FB	J.Taylor		

Passing	Att	Cmp	Yds	Cmp%	Yds/Att	TD	TD%	Int	Int%	LG	Sck	Yds	Rtng
Starr	295	172	2418	58.3	8.20	16	5.4	16	5.4	78	138	80.3	
Hornung	5	3	42	60.0	8.40	1	20.0	0	0.0	20	0	126.7	
Roach	4	0	0	0.0	0.00	0	0.0	0	0.0	0	0	39.6	
Moore	2	2	42	100.0	21.00	1	50.0	0	0.0	22	0	158.3	
Packers	306	177	2502	57.8	8.18	18	5.9	16	5.2	78	138	82.2	
Opponents	414	218	2630	52.7	6.35	13	3.1	29	7.0	51	273	53.7	

13-1-0, .929, FIRST, WESTERN CONFERENCE 1962

Head Coach: Vince Lombardi		GB	Opp	Attend	Site	Starting QB	Temp
S 16	Minnesota Vikings (GB)	W 34	7	38,669	CIS	B.Starr	74
S 23	St. Louis Cardinals (Milw)	W 17	0	44,885	CoS	B.Starr	61
S 30	Chicago Bears (GB)	W 49	0	38,669	CIS	B.Starr	70
O 7	Detroit Lions (GB)	W 9	7	38,669	CIS	B.Starr	58
O 14	@ Minnesota Vikings	W 48	21	41,475	Met	B.Starr	75
O 21	San Francisco 49ers (Milw)	W 31	13	46,010	CoS	B.Starr	55
O 28	@ Baltimore Colts	W 17	6	57,966	BMS	B.Starr	
N 4	@ Chicago Bears	W 38	7	48,753	WF	B.Starr	30
N 11	@ Philadelphia Eagles	W 49	0	60,671	FFB	B.Starr	53
N 18	Baltimore Colts (GB)	W 17	13	38,669	CIS	B.Starr	36
N 22	@ Detroit Lions	L 14	26	57,598	TgS	B.Starr	32
D 2	Los Angeles Rams (Milw)	W 41	10	46,833	CoS	B.Starr	57
D 9	@ San Francisco 49ers	W 31	21	53,769	KS	B.Starr	60
D 16	@ Los Angeles Rams	W 20	17	60,353	LAC	B.Starr	70

415 148 672,989

Home: 7-0 (292,404) Away: 6-1 (380,585)

NFL Championship

D 30	@ New York Giants	W 16	7	64,892	YS	B.Starr	17
------	-------------------	------	---	--------	----	---------	----

	GB	Opp				
Total First Downs	281	191				
Rushing	145	88				
Passing	120	94				
Penalty	16	9				
Total Net Yards	4791	3277				
Avg. Per Game	342.2	234.1				
Total Plays	829	759				
Avg. Per Play	5.8	4.3				
Net Yards Rushing	2460	1531				
Avg. Per Game	175.7	109.4				
Total Rushes	518	404				
Net Yards Passing	2331	1746				
Avg. Per Game	166.5	124.7				
Yds. Lost Att. to Pass	290	338				
Gross Yards	2621	2084				
Att./Completions	311/187	355/187				
Completion Pct.	60.1	52.7				
Had Intercepted	13	31				
Punts/Average	50/40.9	58/43.2				
Net Punting Avg.	50/36.1	58/37.2				
Penalties/Yards	59/617	54/611				
Fumbles/Ball Lost	29/15	28/19				
Touchdowns	53	17				
Rushing	36	4				
Passing	14	10				
Returns	3	3				
By Quarter	Q1	Q2	Q3	Q4	OT	Pts
Packers	71	115	93	136	0	415
Opponents	26	71	16	35	0	148

	Rushing	No	Yds	Avg	Long	TD
Taylor	272	1474	5.4	51	19	
Moore	112	377	3.4	32t	7	
Hornung	57	219	3.8	37t	5	
*Gros	29	155	5.3	26	2	
Pitts	22	110	5.0	26t	2	
Starr	21	72	3.4	18	1	
McGee	3	52	17.3	36	0	
Roach	1	5	5.0	5	0	
R.Kramer	1	-4	-4.0	-4	0	
Packers	518	2460	4.7	51	36	
Opponents	404	1531	3.8	40	4	

	W	L	T	Pct	Pts	DP
Western Conf.	13	1	0	.929	415	148
Green Bay	13	0	0	.786	315	177
Detroit	11	3	0	.643	321	287
Chicago	9	5	0	.500	293	288
Baltimore	7	7	0	.429	282	331
San Francisco	6	8	0	.154	254	410
Minnesota	2	11	1	.077	220	334
Los Angeles	1	12	1			

	Receiving	No	Yds	Avg	Long	TD
McGee	49	820	16.7	64	3	
Dowler	49	724	14.8	41	2	
R.Kramer	37	555	15.0	54t	7	
Taylor	22	106	4.8	24	0	
Moore	11	100	9.1	34	0	
Hornung	9	168	18.7	83t	2	
Carpenter	7	104	14.9	22	0	
Pitts	3	44	14.7	29	0	
Packers	187	2621	14.0	83t	14	
Opponents	187	2084	11.1	63	10	

* — rookie

Scoring	TD	Ru	Pa	Rt	PAT	FG	S	Pts
Taylor	19	19	0	0	0	0	114	
Hornung	7	5	2	0	14/14	6/10	0	74
J.Kramer	0	0	0	0	38/39	9/11	0	65
R.Kramer	7	7	0	0	0	0	42	
Moore	7	7	0	0	0	0	42	
McGee	3	0	0	0	0	0	18	
Adderley	2	0	0	2	0	0	12	
Dowler	2	0	0	2	0	0	12	
*Gros	2	2	0	0	0	0	12	
Pitts	2	2	0	0	0	0	12	
Davis	1	0	0	1	0	0	6	
Starr	1	1	0	0	0	0	6	
Packers	53	36	14	3	52/53	15/21	0	415
Opponents	17	4	10	3	17/17	9/23	1	148

Field Goals	1-19	20-29	30-39	40-49	50+
J.Kramer	3/3	3/3	3/4	0/1	0/0
Hornung	4/5	1/2	0/1	1/2	0/0
Packers	7/8	4/5	3/5	1/3	0/0
Opponents	3/4	0/2	4/9	2/8	0/0

Interceptions	No	Yds	Avg	Long	TD
Wood	9	132	14.7	37	0
Adderley	7	132	18.9	50t	1
Gremminger	5	88	17.6	35	0
Nitschke	4	56	14.0	28	0
Whitenton	3	40	13.3	36	0
Quinlan	1	4	4.0	4	0
Hanner	1	0	0.0	0	0
Jordan	1	0	0.0	0	0
Packers	31	452	14.6	50t	1
Opponents	13	122	9.4	35	1

Punting	No	Yds	Avg	TB	In	Lg	B
Dowler	36	1550	43.1	2	-	75	0
McGee	14	496	35.4	1	-	56	0
Packers	50	2046	40.9	3	-	75	0
Opponents	58	2506	43.2	3	-	80	0

Punt Returns	Ret	FG	Yds	Avg	Long	TD
Wood	23	9	273	11.9	65	0
Pitts	7	3	17	2.4	7	0
Kostelnik	1	0	0.0	0	0	0
Packers	31	12	290	9.4	65	0
Opponents	20	6	183	9.2	85t	1

Kickoff Returns	No	Yds	Avg	Long	TD
Adderley	15	418	27.9	103t	1
Moore	13	284	21.8	28	0
*Gros	1	7	7.0	7	0
Nitschke	1	7	7.0	7	0
Packers	30	716	23.9	103t	1
Opponents	76	1524	20.1	47	0

Primary Starters					
LE	M.McGee	LE	W.Davis		
LT	B.Skoronski	LT	D.Hanner		
LG	F.Thurston	RT	H.Jordan		
C	J.Ringo	RE	B.Quinlan		
RG	J.Kramer	LLB	D.Currie		
RT	F.Gregg	MLB	R.Nitschke		
RE	R.Kramer	LB	B.Forester		
QB	B.Starr	RH	H.Adderley		
HB	P.Hornung	RH	J.Whitenton		
HB	B.Dowler	LS	H.Gremminger		
FB	J.Taylor	RS	W.Wood		

Passing	Att	Cmp	Yds	Cmp%	Yds/Att	TD	TD%	Int	Int%	LG	SeK	Yds	Rtng
Starr	285	178	2438	62.5	8.55	12	4.2	9	3.2	83t	286	90.7	
Roach	12	3	33	25.0	2.75	0	0.0	0	0.0	18	4	39.6	
Hornung	6	4	80	66.7	13.33	0	0.0	2	33.3	41	0	70.1	
Moore	5	2	70	40.0	14.00	2	40.0	1	20.0	45t	0	87.5	
Pitts	2	0	0	0.0	0.00	0	0.0	0	0.0	0	0	39.6	
McGee	1	0	0	0.0	0.00	0	0.0	1	100.0	0	0	0.0	
Packers	311	187	2621	60.1	8.43	14	4.5	13	4.2	83t	290	84.9	
Opponents	355	187	2084	52.7	5.87	10	2.8	31	8.7	63	338	43.4	

COMMUNITY

ADMIN. & COACHES

VETERANS

DRAFT & FREE AGENTS

2023 REVIEW

1962

LAMBEAU FIELD

MISC.

1963 11-2-1, .846, SECOND, WESTERN CONFERENCE

Head Coach:		Vince Lombardi					
GB	Opp	Attend	Site	Starting QB	Temp		
S 15	Chicago Bears (GB)	L 3	10	42,327	CIS	B.Starr	70
S 22	Detroit Lions (Milw)	W 31	10	45,912	CoS	B.Starr	58
S 29	Baltimore Colts (GB)	W 31	20	42,327	CIS	B.Starr	56
O 6	Los Angeles Rams (GB)	W 42	10	42,327	CIS	B.Starr	84
O 13	@ Minnesota Vikings	W 37	28	42,567	Met	B.Starr	75
O 20	@ St. Louis Cardinals	W 30	7	32,224	BuS	B.Starr	85
O 27	@ Baltimore Colts	W 34	20	60,065	BMS	J.Roach	
N 3	Pittsburgh Steelers (Milw)	W 33	14	46,293	CoS	J.Roach	57
N 10	Minnesota Vikings (GB)	W 28	7	42,327	CIS	J.Roach	50
N 17	@ Chicago Bears	L 7	26	49,166	WF	J.Roach	67
N 24	San Francisco 49ers (Milw)	W 28	10	45,905	CoS	B.Starr	39
N 28	@ Detroit Lions	T 13	13	54,016	TgS	B.Starr	50
D 7	@ Los Angeles Rams	W 31	14	52,357	LAC	B.Starr	82
D 14	@ San Francisco 49ers	W 21	17	31,031	KS	B.Starr	45

369 206 628,844
Home: 6-1 (307,418) **Away:** 5-1-1 (321,426)

Playoff Bowl
 *J 5 Cleveland Browns (@ Miami) ... W 40 23 54,921

	GB	Opp	Rushing	No	Yds	Avg	Long	TD
Total First Downs	258	193	Taylor	248	1018	4.1	40t	9
Rushing	114	92	Moore	132	658	5.0	77t	6
Passing	126	87	Pitts	54	212	3.9	34t	5
Penalty	18	14	Gros.	48	203	4.2	19t	2
Total Net Yards	4781	3599	Starr	13	116	8.9	20	0
Avg. Per Game	341.5	257.1	Roach	3	31	10.3	22	0
Total Plays	869	845	Carpenter	2	8	4.0	5	0
Avg. Per Play	5.5	4.3	Mestnik	1	4	4.0	4	0
Net Yards Rushing	2248	1586	Norton	2	0	0.0	4	0
Avg. Per Game	160.6	113.3	Bratkowski	1	-2	-2.0	-2	0
Total Rushes	504	428	Packers	504	2248	4.5	77t	22
Net Yards Passing	2533	2013	Opponents	428	1586	3.7	52t	11
Avg. Per Game	180.9	143.8						
Sacked/Yards Lost	20/178	39/327						
Gross Yards	2711	2340						
Att./Completions	345/179	378/180						
Completion Pct.	51.9	47.6						
Had Intercepted	21	22						
Punts/Average	51/44.7	59/43.4						
Net Punting Avg.	51/39.2	59/38.1						
Penalties/Yards	53/517	59/568						
Fumbles/Ball Lost	30/20	31/21						
Touchdowns	46	23						
Rushing	22	11						
Passing	22	9						
Returns	2	3						

	GB	Opp	Rushing	No	Yds	Avg	Long	TD
By Quarter	Q1	Q2	Q3	Q4	OT	Pts		
Packers	66	97	92	114	0	369		
Opponents	47	47	44	68	0	206		

Western Conf.	W	L	T	Pct	Pts	QP
Chicago	11	1	2	.917	301	144
Green Bay	11	2	1	.846	369	206
Baltimore	8	6	0	.571	316	285
Detroit	5	8	1	.385	326	265
Minnesota	5	8	1	.385	309	390
Los Angeles	5	9	0	.357	210	350
San Francisco	2	12	0	.143	198	391

Receiving	No	Yds	Avg	Long	TD
Dowler	53	901	17.0	53t	6
McGee	39	749	19.2	64	6
R.Kramer	32	537	16.8	49	4
Moore	23	237	10.3	45t	2
Taylor	13	68	5.2	27t	1
Pitts	9	54	6.0	21	1
*Fleming	7	132	18.9	33	2
Gros.	1	19	19.0	19	0
Carpenter	1	12	12.0	12	0
Jeter	1	2	2.0	2	0
Packers	179	2711	15.1	64	22
Opponents	180	2340	13.0	62	9

* — rookie

Scoring	TD	Ru	Pa	Ret	PAT	Fg	S	Pts
J.Kramer	0	0	0	0	43/46	16/34	0	91
Taylor	10	9	1	0	0	0	0	60
Moore	8	6	2	0	0	0	0	48
Dowler	6	0	6	0	0	0	0	36
McGee	6	0	6	0	0	0	0	36
Pitts	6	5	1	0	0	0	0	36
R.Kramer	4	0	4	0	0	0	0	24
*Fleming	2	0	2	0	0	0	0	12
Gros	2	2	0	0	0	0	0	12
Adderley	1	0	0	1	0	0	0	6
Gremminger	1	0	0	1	0	0	0	6
Davis	0	0	0	0	0	0	1	2
Packers	46	22	22	2	43/46	16/34	1	369
Opponents	23	11	9	3	23/23	15/33	0	206

Field Goals	1-19	20-29	30-39	40-49	50+
J.Kramer	2/6	4/9	6/11	4/8	0/0
Packers	2/6	4/9	6/11	4/8	0/0
Opponents	2/5	2/4	7/9	3/10	1/5

J.Kramer: (41G)(24G,0N)(42N,42G,28N)(42N,34N,28N)(20G,15G,31G)(39G,26G,34G,31N)(34N,38N,46G,37G)(23G,36G,12G,37G)(12B)(25N)(48N,10N)(0N,40G,22N)(42N,39N,25N)
Opponents: (32G,27N)(36G)(43N,9G,52G)(33G)(28N,10B)(42N)(0B,45G,33G)(40N)(36N,50N,47N)(29G,46G,19N,19G,35N)(35G,49N)(32G)(42N,27G,37G,52N,40N)(52N,50N,44G)

Interceptions	No	Yds	Avg	Long	TD
Adderley	5	86	17.2	39	0
Wood	5	67	13.4	22	0
Whittenton	4	90	22.5	33	0
Gremminger	3	25	8.3	16	0
Nitschke	2	8	4.0	5	0
Currie	1	23	23.0	23	0
Forester	1	13	13.0	13	0
Hanner	1	0	0.0	0	0
Packers	22	312	14.2	39	0
Opponents	21	297	14.1	47t	1

Punting	No	Yds	Avg	TB	In	Lg	B
Norton	51	2279	44.7	3	-	61	0
Packers	51	2279	44.7	3	-	61	0
Opponents	59	2558	43.4	4	-	68	0

Punt Returns	Ret	FC	Yds	Avg	Long	TD
Wood	19	9	169	8.9	41	0
Pitts	7	7	60	8.6	20	0
Packers	26	16	229	8.8	41	0
Opponents	29	10	220	7.6	32	0

Kickoff Returns	No	Yds	Avg	Long	TD
Adderley	20	597	29.9	98t	1
Gros.	17	430	25.3	51	0
Carpenter	5	75	15.0	24	0
*Fleming	1	0	0.0	0	0
J.Kramer	1	0	0.0	0	0
Mestnik	1	0	0.0	0	0
Wood	1	20	20.0	20	0
Packers	46	1122	24.4	98t	1
Opponents	69	1331	19.3	93	0

Primary Starters

LE	M.McGee	LE	W.Davis
LT	B.Skoronski	LT	D.Hanner
LG	F.Thurston	RT	H.Jordan
C	J.Ringo	RE	*L.Aldridge
RG	J.Kramer	LLB	D.Curie
RT	F.Gregg	MLB	R.Nitschke
RE	R.Kramer	RLB	B.Forester
QB	B.Starr	LH	H.Adderley
HB	T.Moore	RH	J.Whittenton
HB	B.Dowler	LS	H.Gremminger
FB	J.Taylor	RS	W.Wood

Passing	Att	Cmp	Yds	Cmp%	Yds/Att	TD	TD%	Int	Int%	Lg	Sck/Yds	Rtng
Starr	244	132	1855	54.1	7.60	15	6.1	10	4.1	53t	11/109	82.3
Bratkowski	11	4	96	36.4	8.73	1	9.1	3	27.3	64	0/0	59.5
Roach	84	38	620	45.2	7.38	4	4.8	8	9.5	45t	7/53	46.8
Moore	4	3	99	75.0	24.75	1	25.0	0	0.0	49	1/6	156.3
Pitts	2	2	41	100.0	20.50	1	50.0	0	0.0	21t	0/0	158.3
Taylor	0	0	0	0.0	0.00	0	0.0	0	0.0	0	1/10	0.0
Packers	345	179	2711	51.9	7.86	22	6.4	21	6.1	64	20/178	74.0
Opponents	378	180	2340	47.6	6.19	9	2.4	22	5.8	62	39/327	51.2

COMMUNITY
 ADMIN. & COACHES
 VETERANS
 DRAFT & FREE AGENTS
 REVIEW
 2023
 1963
 LAMBEAU FIELD
 MISC.

8-5-1, .615, SECOND (TIE), WESTERN CONFERENCE 1964

Head Coach:		Vince Lombardi	GB	Opp	Attend	Site	Starting QB	Temp
S 13	Chicago Bears (GB)	W	23	12	42,327	CiS	B.Starr	64
S 20	Baltimore Colts (GB)	L	20	21	42,327	CiS	B.Starr	68
S 28	@ Detroit Lions	W	14	10	59,203	TgS	B.Starr	
O 4	Minnesota Vikings (GB)	L	23	24	42,327	CiS	B.Starr	52
O 11	San Francisco 49ers (Milw)	W	24	14	47,380	CoS	B.Starr	43
O 18	@ Baltimore Colts	L	21	24	60,213	BMS	B.Starr	
O 25	Los Angeles Rams (Milw)	L	17	27	47,617	CoS	B.Starr	75
N 1	@ Minnesota Vikings	W	42	13	44,278	Met	B.Starr	58
N 8	Detroit Lions (GB)	W	30	7	42,327	CiS	B.Starr	50
N 15	@ San Francisco 49ers	L	14	24	38,483	KS	B.Starr	50
N 22	Cleveland Browns (Milw)	W	28	21	48,065	CoS	B.Starr	25
N 29	@ Dallas Cowboys	W	45	21	44,975	CB	B.Starr	64
D 5	@ Chicago Bears	W	17	3	43,636	WF	B.Starr	28
D 13	@ Los Angeles Rams	T	24	24	40,735	LAC	B.Starr	62
			342	245	643,893			
Home:		4-3 (312,370)	Away:		4-2-1 (331,523)			
Playoff Bowl								
*J 3	St. Louis Cardinals (@ Miami)	L	17	24	56,218			

	GB	Opp	Rushing	No	Yds	Avg	Long	TD
Total First Downs	250	197	Taylor	235	1169	5.0	84t	12
Rushing	133	95	Hornung	103	415	4.0	40	5
Passing	106	91	Moore	102	371	3.6	35	2
Penalty	11	11	Starr	24	165	6.9	28	3
Total Net Yards	4381	3179	Pitts	27	127	4.7	27	1
Avg. Per Game	312.9	227.1	Norton	1	24	24.0	24	0
Total Plays	863	780	*Crutcher	1	5	5.0	5	0
Avg. Per Play	5.1	4.1	Bratkowski	2	0	0.0	0	0
Net Yards Rushing	2276	1532	Packers	495	2276	4.6	84t	23
Avg. Per Game	162.6	109.4	Opponents	417	1532	3.7	53t	15
Total Rushes	495	417						
Net Yards Passing	2105	1647						
Avg. Per Game	150.4	117.6						
Sacked/Yards Lost	47/369	45/333						
Gross Yards	2474	1980						
Att./Completions	321/186	318/173						
Completion Pct.	57.9	54.4						
Had Intercepted	6	16						
Punts/Average	56/42.2	72/43.5						
Net Punting Avg.	56/33.0	72/36.2						
Penalties/Yards	50/576	56/521						
Fumbles/Ball Lost	25/17	34/25						
Touchdowns	44	30						
Rushing	23	15						
Passing	16	11						
Returns	5	4						

Western Conf.	W	L	T	Pct	Pts	OP
Baltimore	12	2	0	.857	428	225
Green Bay	8	5	1	.615	342	245
Minnesota	8	5	1	.615	355	296
Detroit	7	5	2	.583	280	260
Los Angeles	5	7	2	.417	283	339
Chicago	5	9	0	.357	260	379
San Francisco	4	10	0	.286	236	330

Receiving	No	Yds	Avg	Long	TD
Dowler	45	623	13.8	50t	5
Taylor	38	354	9.3	35t	3
R.Kramer	34	551	16.2	55	0
McGee	31	592	19.1	55	6
Moore	17	140	8.2	33t	2
Hornung	9	98	10.9	40	0
Pitts	6	38	6.3	22	0
Fleming	4	36	9.0	10	0
Jeter	1	23	23.0	23	0
*Long	1	19	19.0	19	0
Packers	186	2474	13.3	73	16
Opponents	173	1980	11.4	95t	11

* — rookie

Scoring	TD	Ru	Pa	Pt	PAT	FG	S	PTS
Hornung	5	5	0	0	41/43	12/38	0	107
Taylor	15	12	3	0				0
McGee	7	0	6	1				0
Dowler	5	0	5	0				0
Moore	4	2	2	0				0
Starr	3	3	0	0				0
Pitts	2	1	0	1				0
Wood	1	0	0	1	1/1	0/1	0	7
Aldridge	1	0	0	1				0
Jordan	1	0	0	1				0
Packers	44	23	16	5	42/44	12/39	0	342
Opponents	30	15	11	4	29/30	12/23	0	245

Field Goals	1-19	20-29	30-39	40-49	50+
Hornung	3/7	5/9	1/10	2/11	1/1
Wood	0/0	0/0	0/1	0/0	0/0
Packers	3/7	5/9	1/11	2/11	1/1
Opponents	2/2	2/3	3/4	5/10	0/4

Hornung: (42N,52G,29G,29B,20G)(32N,46N)
 (20G)(15N,36B,21G)(46N,43N,17N,33N,46B)
 (21N,12G,36B)(45N)(40G,19G,41N,34G)
 (43N,38N,34B,17N)(37N)(25G,29N)
 (38N,9G,33N)(28B,43N,13N,40G)
Wood: 0(00)(32N)0(00)0(00)0

Opponents: (8G,36G)(46N,45N)(45G,53N)
 (27G)(49N)(54N,40G,21N,47N)(37G,43G)
 (44N,16G,43G)(54N,49G)(52N)(36N,31G)
 (27G)

Interceptions	No	Yds	Avg	Long	TD
Adderley	4	56	14.0	35	0
Wood	3	73	24.3	42t	1
Nitschke	2	36	18.0	29	0
Currie	2	11	5.5	10	0
Caffey	1	44	44.0	44	0
*Brown	1	30	30.0	30	0
Gremminger	1	13	13.0	13	0
*Hart	1	0	0.0	0	0
Whittenton	1	0	0.0	0	0
Packers	16	263	16.4	44	1
Opponents	6	58	9.7	23	0

Punting	No	Yds	Avg	TB	In	Lg	B
Norton	56	2365	42.2	6	-	61	0
Packers	56	2365	42.2	6	-	61	0
Opponents	72	3131	43.5	4	-	66	0

Punt Returns	Ret	FC	Yds	Avg	Long	TD
Wood	19	11	252	13.3	64	0
Pitts	15	7	191	12.7	65t	1
Packers	34	18	443	13.0	65t	1
Opponents	31	9	397	12.8	70t	2

Kickoff Returns	No	Yds	Avg	Long	TD
Adderley	19	508	26.7	43	0
Moore	16	431	26.9	55	0
*Brown	7	167	23.9	34	0
*Crutcher	2	54	27.0	37	0
Caffey	1	0	0.0	0	0
Packers	45	1160	25.8	55	0
Opponents	60	1320	22.0	53	0

Primary Starters

LE	M.McGee	LE	W.Davis
LT	N.Masters	LT	R.Kostelnik
LG	F.Thurston		D.Hanner
C	B.Skoronski	RE	H.Jordan
	*K.Bowman	RT	L.Aldridge
RG	D.Grimm	LLB	D.Curie
RT	F.Gregg	MLB	R.Nitschke
RE	R.Kramer	RLB	L.Caffey
QB	B.Starr	LH	H.Adderley
HB	P.Hornung	RH	J.Whittenton
HB	B.Dowler	LS	*T.Brown
FB	J.Taylor	RS	W.Wood

Passing	Att	Cmp	Yds	Cmp%	Yds/Att	TD	INT	LG	Sck/Yds	Rtng
Starr	272	163	2144	59.9	7.88	15	5.5	4	1.5	73
Bratkowski	36	19	277	52.8	7.69	1	2.8	1	2.8	33t
Hornung	10	3	25	30.0	2.50	0	0.0	1	10.0	10
Moore	3	1	28	33.3	9.33	0	0.0	0	0.0	28
Packers	321	186	2474	57.9	7.71	16	5.0	6	1.9	73
Opponents	318	173	1980	54.4	6.23	11	3.5	16	5.0	95t

1965 10-3-1, .769, FIRST (TIE), WESTERN CONFERENCE

Head Coach:	Vince Lombardi	GB	Opp	Attend	Site	Starting QB	Temp	
S 19	@ Pittsburgh Steelers	W	41	9	38,383	PS	B.Starr	90
S 26	Baltimore Colts (Milw)	W	20	17	48,130	CoS	B.Starr	43
O 3	Chicago Bears (GB)	W	23	14	50,852	LF	B.Starr	53
O 10	San Francisco 49ers (GB)	W	27	10	50,852	LF	B.Starr	60
O 17	@ Detroit Lions	W	31	21	56,712	TgS	B.Starr	56
O 24	Dallas Cowboys (Milw)	W	13	3	48,311	CoS	B.Starr	41
O 31	@ Chicago Bears	L	10	31	45,664	WF	B.Starr	59
N 7	Detroit Lions (GB)	L	7	12	50,852	LF	B.Starr	44
N 14	Los Angeles Rams (Milw)	W	6	3	48,485	CoS	B.Starr	33
N 21	@ Minnesota Vikings	W	38	13	47,426	Met	B.Starr	37
N 28	@ Los Angeles Rams	L	10	21	39,733	LAC	B.Starr	70
D 5	Minnesota Vikings (GB)	W	24	19	50,852	LF	B.Starr	40
D 12	@ Baltimore Colts	W	42	27	60,238	BMS	B.Starr	27
D 19	@ San Francisco 49ers	T	24	24	45,710	KS	B.Starr	50
			316	224	682,200			

Home: 6-1 (348,334) Away: 4-2-1 (333,866)

Western Conference Championship
 D 26 Baltimore Colts (GB) + W 13 10 50,484 LF B.Starr 32

NFL Championship
 J 2 Cleveland Browns (GB) W 23 12 50,777 LF B.Starr 33

+ — sudden death

	GB	Opp
Total First Downs	201	240
Rushing	85	115
Passing	103	111
Penalty	13	14
Total Net Yards	3601	3969
Avg. Per Game	257.2	283.5
Total Plays	781	907
Avg. Per Play	4.6	4.4
Net Yards Rushing	1488	1988
Avg. Per Game	106.3	142.0
Total Rushes	432	480
Net Yards Passing	2113	1981
Avg. Per Game	150.9	141.5
Sacked/Yards Lost	43/395	44/335
Gross Yards	2508	2316
Att./Completions	306/166	383/187
Completion Pct	54.2	48.8
Had Intercepted	14	27
Punts/Average	74/42.9	60/42.1
Net Punting Avg.	74/35.5	60/39.3
Penalties/Yards	48/529	67/677
Fumbles/Ball Lost	18/12	37/23
Touchdowns	38	22
Rushing	14	10
Passing	19	11
Returns	5	1

By Quarter	Q1	Q2	Q3	Q4	OT	Pts
Packers	65	66	82	103	0	316
Opponents	40	85	37	62	0	224

	GB	Opp	Rushing	No	Yds	Avg	Long	TD
Taylor	207	734	3.5	35	4			
Hornung	89	299	3.4	17	5			
Starr	18	169	9.4	38	1			
Moore	51	124	2.4	13	0			
Pitts	54	122	2.3	12	4			
Chandler	1	27	27.0	27	0			
*Coffey	3	12	4.0	10	0			
*Jacobs	3	5	1.7	2	0			
Bratkowski	4	-1	-0.3	1	0			
*Claridge	2	-3	-1.5	1	0			
Packers	432	1488	3.4	38	14			
Opponents	480	1988	4.1	43	10			

Western Conf.	W	L	T	Pct	Pts	OP
Green Bay	10	3	1	.769	316	224
Baltimore	10	3	1	.769	389	284
Chicago	9	5	0	.643	409	275
San Francisco	7	6	1	.538	421	402
Minnesota	7	7	0	.500	383	403
Detroit	6	7	1	.462	257	295
Los Angeles	4	10	0	.286	269	328

Receiving	No	Yds	Avg	Long	TD
Dowler	44	610	13.9	47t	4
Dale	20	382	19.1	77t	2
Taylor	20	207	10.4	41	0
Hornung	19	336	17.7	65t	3
Fleming	14	141	10.1	31t	2
Long	13	304	23.4	62t	4
Pitts	11	182	16.5	80t	1
McGee	10	154	15.4	37t	1
Anderson	8	105	13.1	27t	1
Moore	7	87	12.4	31t	1
Packers	166	2508	15.1	80t	19
Opponents	187	2316	12.4	65t	11

* — rookie

Scoring	TD	Ru	Pa	Rt	PAT	FG	\$	Pts
Chandler	0	0	0	0	37/38	17/26	0	88
Hornung	8	5	3	0	0	0	0	48
Pitts	5	4	1	0	0	0	0	30
Dowler	4	0	4	0	0	0	0	24
Long	4	0	4	0	0	0	0	24
Taylor	4	4	0	0	0	0	0	24
Adderley	3	0	0	3	0	0	0	18
Dale	2	0	2	0	0	0	0	12
Fleming	2	0	2	0	0	0	0	12
Anderson	1	0	1	0	0	0	0	6
Caffey	1	0	0	1	0	0	0	6
Hart	1	0	0	1	0	0	0	6
McGee	1	0	1	0	0	0	0	6
Moore	1	0	1	0	0	0	0	6
Starr	1	1	0	0	0	0	0	6
Packers	38	14	19	5	37/38	17/26	0	316
Opponents	22	10	11	1	22/22	22/33	0	224

Field Goals 1-19 20-29 30-39 40-49 50+
 Chandler 7/9 4/5 2/3 4/8 0/1
 Packers 7/9 4/5 2/3 4/8 0/1
 Opponents 2/4 9/10 6/7 4/8 1/4

Chandler: (33N,9G,19G)(43N,19G,41G)
 (16G)(18G,24G)(49G)(44G,22G)(45N,43G)
 (0N,0N,22G,7G)(36G)(14G,45N)(25G,27N)
 (50N,41N,31G)

Opponents: (21G,34G,32G)(26G,46N,38N)
 (129N,52N,39G)(50N)(20G)(46N,24G)(13G)
 (0N,0N,35G)(34G,27G)(26G,49G,43G,42N,41G)
 (25G,36G,53G,59N,23G)(14G,45G,49N)(21G)

Interceptions	No	Yds	Avg	Long	TD
Adderley	6	175	29.2	44t	3
Wood	6	65	10.8	28	0
Hart	4	29	7.3	24	0
Robinson	3	141	47.0	87	0
Brown	3	42	14.0	27	0
Caffey	1	42	42.0	42t	1
Davis	1	21	21.0	21	0
Jeter	1	21	21.0	21	0
Nitschke	1	21	21.0	21	0
Crutcher	1	4	4.0	4	0
Packers	27	561	20.8	87	4
Opponents	14	209	14.9	36t	1

Punting	No	Yds	Avg	TB	In	Lg	B
Chandler	74	3176	42.9	13	-	90	0
Packers	74	3176	42.9	13	-	90	0
Opponents	60	2523	42.1	5	-	63	0

Punt Returns	Ret	FC	Yds	Avg	Long	TD
Wood	13	10	38	2.9	14	0
Pitts	8	6	27	3.4	12	0
Adderley	1	0	0	0.0	0	0
Brown	0	1	0	0.0	0	0
Packers	22	17	65	3.0	14	0
Opponents	36	11	290	8.1	62	0

Kickoff Returns	No	Yds	Avg	Long	TD
Pitts	20	396	19.8	29	0
Moore	15	361	24.1	52	0
Adderley	10	221	22.1	33	0
Crutcher	3	53	17.7	21	0
*Coffey	1	9	9.0	9	0
Grimm	1	0	0.0	0	0
Packers	50	1040	20.8	52	0
Opponents	52	1216	23.4	68	0

Primary Starters

LE	B.Dowler	LE	W.Davis
LT	B.Skoronski	LT	R.Kostelnik
LG	F.Gregg	RT	H.Jordan
C	K.Bowman	RE	L.Aldridge
RG	J.Kramer	LLB	D.Robinson
RT	S.Wright	MLB	R.Nitschke
RE	M.Fleming	RLB	L.Caffey
FL	C.Dale	LH	H.Adderley
QB	B.Starr	RH	D.Hart
HB	P.Hornung	LS	W.Wood
FB	J.Taylor	RS	T.Brown

Passing	Att	Cmp	Yds	Cmp%	Yds/Att	TD	TD%	Int	Int%	Lg	Sck/Yds	Rtng
Starr	251	140	2055	55.8	8.19	16	6.4	9	3.6	77t	34/303	89.0
Bratkowski	48	21	348	43.8	7.25	3	6.3	4	8.3	80t	8/79	54.9
Hornung	2	1	19	50.0	9.50	0	0.0	1	50.0	19	1/13	43.8
Moore	2	2	22	100.0	11.00	0	0.0	0	0.0	13	0/0	112.5
Pitts	2	1	51	50.0	25.50	0	0.0	0	0.0	51	0/0	95.8
*Claridge	1	1	13	100.0	13.00	0	0.0	0	0.0	13	0/0	118.8
Packers	306	166	2508	54.2	8.20	19	6.2	14	4.6	80t	43/395	83.1
Opponents	383	187	2316	48.8	6.05	11	2.9	27	7.0	65t	44/335	48.2

12-2-0, .857, FIRST, WESTERN CONFERENCE 1966

Head Coach: Vince Lombardi		GB	Opp	Attend	Site	Starting QB	Temp
S 10	Baltimore Colts (Milw)	W	24	3	48,650	CoS	B.Starr 63
S 18	@ Cleveland Browns	W	21	20	83,943	CMS	B.Starr 72
S 25	Los Angeles Rams (GB)	W	24	13	50,861	LF	B.Starr 58
O 2	Detroit Lions (GB)	W	23	14	50,861	LF	B.Starr 56
O 9	@ San Francisco 49ers	L	20	21	39,290	KS	B.Starr 82
O 16	@ Chicago Bears	W	17	0	48,573	WF	B.Starr 47
O 23	Atlanta Falcons (Milw)	W	56	3	48,623	CoS	B.Starr 55
O 30	@ Detroit Lions	W	31	7	56,954	TgS	B.Starr 44
N 6	Minnesota Vikings (GB)	L	17	20	50,861	LF	B.Starr 45
N 20	Chicago Bears (GB)	W	13	6	50,861	LF	B.Starr 34
N 27	@ Minnesota Vikings	W	28	16	47,426	Met	B.Starr 33
D 4	San Francisco 49ers (Milw)	W	20	7	48,725	CoS	B.Starr 27
D 10	@ Baltimore Colts	W	14	10	60,238	BMS	B.Starr
D 18	@ Los Angeles Rams	W	27	23	72,416	LAC	Z.Bratkowski 72
			335	163	758,282		

Home: 6-1 (349,442) Away: 6-1 (408,840)

NFL Championship

J 1 @ Dallas Cowboys W 34 27 74,152 CB B.Starr 52

AFL-NFL World Championship (Super Bowl I)

J 15 Kansas City Chiefs @ L.A. W 35 10 61,946 LAC B.Starr 72

	GB	Opp	Rushing	No	Yds	Avg	Long	TD
Total First Downs	231	211	Taylor	204	705	3.5	19	4
Rushing	98	90	Pitts.	115	393	3.4	20	7
Passing	115	106	Hornung	.76	200	2.6	9	2
Penalty	18	15	*Grabowski	.29	127	4.4	36	1
Total Net Yards	4275	3603	Starr	.21	104	5.0	21	2
Avg. Per Game	305.4	257.4	*D.Anderson	.25	104	4.2	15	2
Total Plays	824	883	Chandler	.1	33	33.0	33	0
Avg. Per Play	5.2	4.1	Bratkowski	.4	7	1.8	4	0
Net Yards Rushing	1673	1644	Packers	475	1673	3.5	36	18
Avg. Per Game	119.5	117.4	Opponents	446	1644	3.7	38	9
Total Rushes	475	446						
Net Yards Passing	2602	1959						
Avg. Per Game	185.9	139.9						
Sacked/Yards Lost	31/229	47/357						
Gross Yards	2831	2316						
Att./Completions	318/193	390/202						
Completion Pct.	60.7	51.8						
Had Intercepted	5	28						
Punts/Average	62/41.0	69/41.3						
Net Punting Avg.	62/36.6	69/36.7						
Penalties/Yards	57/544	67/745						
Fumbles/Ball Lost	23/19	26/14						
Touchdowns	43	17						
Rushing	18	9						
Passing	18	7						
Returns	7	1						

By Quarter	Q1	Q2	Q3	Q4	OT	Pts
Packers	62	110	61	102	0	335
Opponents	13	66	23	61	0	163

Western Conf.	W	L	T	Pct	Pts	OP
Green Bay	12	2	0	.857	335	163
Baltimore	9	5	0	.643	314	226
Los Angeles	8	6	0	.571	289	212
San Francisco	6	6	2	.500	320	325
Chicago	5	7	2	.471	234	272
Detroit	4	9	1	.308	206	317
Minnesota	4	9	1	.308	292	304

Receiving	No	Yds	Avg	Long	TD
Taylor	41	331	8.1	21	2
Dale	37	876	23.7	83t	7
Fleming	31	361	11.6	53t	2
Dowler	29	392	13.5	40	0
Pitts.	26	460	17.7	80t	3
Hornung	14	192	13.7	44t	3
McGee	4	91	22.8	39	1
*Grabowski	4	13	3.3	7	0
Long	3	68	22.7	42	0
*D.Anderson	2	33	16.5	22	0
B.Anderson	2	14	7.0	8	0
Packers	193	2831	14.7	83t	18
Opponents	202	2316	11.5	65t	7

* — rookie

Scoring	TD	Ru	Pa	Pt	PAT	FG	S	PTS
Chandler	0	0	0	0	41/43	12/28	0	77
Pitts	10	7	3	0	0	0	0	60
Dale	7	0	7	0	0	0	0	42
Taylor	6	4	2	0	0	0	0	36
Hornung	5	2	3	0	0	0	0	30
*D.Anderson	3	2	0	1	0	0	0	18
Fleming	2	0	2	0	0	0	0	12
Jeter	2	0	0	2	0	0	0	12
Starr	2	2	0	0	0	0	0	12
Adderley	1	0	0	1	0	0	0	6
Caffey	1	0	0	1	0	0	0	6
*Grabowski	1	1	0	0	0	0	0	6
Hart	1	0	0	1	0	0	0	6
McGee	1	0	1	0	0	0	0	6
Wood	1	0	0	1	0	0	0	6
Packers	43	18	7	41/43	12/28	0	335	
Opponents	17	9	7	16/17	15/27	0	163	

Field Goals	1-19	20-29	30-39	40-49	50+
Chandler	6/7	2/4	2/9	2/7	0/1
Packers	6/7	2/4	2/9	2/7	0/1
Opponents	3/3	4/4	5/9	3/11	0/0

Chandler: (15B,15G)(34N)(45B,14G)
 (14G,43N,22G,31G)(18G,22G,26N,39N)
 (30G,47N,29N)(38N)(40G)(11G,53N)(39N,37N)
 (36N)(46N,47N,30N)(10G,47G)
Opponents: (26G)(42G,46G)(13G,35G,40N,48N)
 (49N)(41N)(36N)(41G)(41N)(31G,16G(0)
 (27G,34N,30G,22G)(37B,45N)
 (45N,26G,47N,37N)(36G,30G,17G)

Interceptions	No	Yds	Avg	Long	TD
Jeter	5	142	28.4	75t	2
Robinson	5	60	12.0	23	0
Adderley	4	125	31.3	68t	1
T.Brown	4	21	5.3	15	0
Caffey	3	62	20.7	52t	1
Wood	3	38	12.7	20t	1
Nitschke	2	44	22.0	23	0
Hart	1	40	40.0	40t	1
Crutcher	1	15	15.0	15t	0
Packers	28	547	19.5	75t	6
Opponents	5	75	15.0	44	0

Punting	No	Yds	Avg	TB	In	Lg	B
Chandler	60	2452	40.9	5	5	58	0
*D.Anderson	2	89	44.5	0	0	49	0
Packers	62	2541	41.0	5	5	58	0
Opponents	69	2850	41.3	5	5	58	0

Punt Returns	Ret	EC	Yds	Avg	Long	TD
Wood	22	9	82	3.7	13	0
Pitts	7	4	9	1.3	6	0
*D.Anderson	6	1	124	20.7	77t	1
T.Brown	2	1	0	0.0	0	0
Packers	37	15	215	5.8	77t	1
Opponents	30	15	171	5.7	29	0

Kickoff Returns	No	Yds	Avg	Long	TD
*D.Anderson	23	533	23.2	61	0
Adderley	14	320	22.9	65	0
*Vandersea	3	50	16.7	21	0
Pitts	1	0	0.0	0	0
Wood	1	0	0.0	0	0
Packers	42	903	21.5	65	0
Opponents	52	1213	23.3	51	0

Primary Starters

LE	M.Fleming	LE	W.Davis
LT	B.Skoronski	RT	R.Kostelnik
LG	F.Thurston	LT	H.Jordan
C	B.Curry	RE	L.Aldridge
RG	J.Kramer	LLB	D.Robinson
RT	F.Gregg	MLB	R.Nitschke
RE	C.Dale	RLB	L.Caffey
FL	B.Dowler	LH	H.Adderley
QB	B.Starr	RH	B.Jeter
HB	P.Hornung	LS	W.Wood
	E.Pitts	RS	T.Brown
FB	J.Taylor		

Passing	Att	Cmp	Yds	Cmp%	Yds/Att	TD	TD%	Int	Int%	LG	Sck/Yds	Rtng
Starr	251	156	2257	62.2	8.99	14	5.6	3	1.2	83t	26/183	105.0
Bratkowski	.64	36	569	56.3	8.89	4	6.3	2	3.1	74	5/46	93.8
Pitts	.2	0	0	0.0	0.0	0	0.0	0	0.0	0	0/0	39.6
Hornung	.1	1	5	100.0	5.00	0	0.0	0	0.0	5	0/0	87.5
Packers	318	193	2831	60.7	8.90	18	5.7	5	1.6	83t	31/229	102.1
Opponents	390	202	2316	51.8	5.94	7	1.8	28	7.2	65t	47/357	46.1

COMMUNITY

ADMIN. & COACHES

VETERANS

DRAFT & FREE AGENTS

2023 REVIEW

1966

LAMBEAU FIELD

MISC.

1967 9-4-1, .692, FIRST, NFL CENTRAL

Head Coach:	Vince Lombardi	GB	Opp	Attend	Site	Starting QB	Temp
S 17	Detroit Lions (GB)	T	17	50,861	LF	B.Starr	78
S 24	Chicago Bears (GB)	W	13	50,861	LF	B.Starr	58
O 1	Atlanta Falcons (Milw)	W	23	0	49,467	CoS	B.Starr
O 8	@ Detroit Lions	W	27	17	57,877	TgS	Z.Bratkowski
O 15	Minnesota Vikings (Milw)	L	7	10	49,601	CoS	Z.Bratkowski
O 22	@ New York Giants	W	48	21	62,585	YS	B.Starr
O 30	@ St. Louis Cardinals	W	31	23	49,792	BuS	B.Starr
N 5	@ Baltimore Colts	L	10	13	60,238	BMS	B.Starr
N 12	Cleveland Browns (Milw)	W	55	7	50,074	CoS	B.Starr
N 19	San Francisco 49ers (GB)	W	13	0	50,861	LF	B.Starr
N 26	@ Chicago Bears	W	17	13	47,513	WF	B.Starr
D 3	@ Minnesota Vikings	W	30	27	47,693	Met	B.Starr
D 9	@ Los Angeles Rams	L	24	27	76,637	LAC	B.Starr
D 17	Pittsburgh Steelers (GB)	L	17	24	50,861	LF	B.Starr
		332	209	754,921			

Home: 4-2-1 (352,586) Away: 5-2 (402,335)

Western Conference Championship

D 23	Los Angeles Rams (Milw)	W	28	7	49,861	CoS	B.Starr	20
------	-------------------------	---	----	---	--------	-----	---------	----

NFL Championship

D 31	Dallas Cowboys (GB)	W	21	17	50,861	LF	B.Starr	-13
------	---------------------	---	----	----	--------	----	---------	-----

AFL-NFL World Championship (Super Bowl II)

J 14	Oakland Raiders @ Miami	W	33	14	75,546	OB	B.Starr	68
------	-------------------------	---	----	----	--------	----	---------	----

	GB	Opp	Rushing	No	Yds	Avg	Long	TD
Total First Downs	243	183	Grabowski	120	466	3.9	24	2
Rushing	115	98	Wilson	103	453	4.4	40	2
Passing	112	78	Anderson	97	402	4.1	40	6
Penalty	16	7	Pitts.	77	247	3.2	30	6
Total Net Yards	4279	3300	*Williams	35	188	5.4	37	1
Avg. Per Game	305.6	235.7	Starr	21	90	4.3	23	0
Total Plays	846	809	Mercein	14	56	4.0	15	1
Avg. Per Play	5.1	4.1	Dale	1	9	9.0	9	0
Net Yards Rushing	1915	1923	Bratkowski	5	6	1.2	4	0
Avg. Per Game	136.8	137.4	Horn	1	-2	-2.0	-2	0
Total Rushes	474	443	Packers	474	1915	4.0	48	18
Net Yards Passing	2364	1377	Opponents	443	1923	4.3	59t	7
Avg. Per Game	168.9	98.4						
Sacked/Yards Lost	41/394	29/267						
Gross Yards	2758	1644						
Att./Completions	331/182	337/155						
Completion Pct.	55.0	46.0						
Had Intercepted	27	26						
Punts/Average	66/36.5	75/41.6						
Net Punting Avg.	66/35.9	75/38.4						
Penalties/Yards	48/541	55/482						
Fumbles/Ball Lost	19/10	23/14						
Touchdowns	39	24						
Rushing	18	7						
Passing	15	13						
Returns	6	4						

By Quarter	Q1	Q2	Q3	Q4	OT	Pts
Packers	76	93	53	110	0	332
Opponents	40	69	30	70	0	209

Primary Starters

LE	B.Dowler	RE	L.Aldridge
LT	B.Skoronski	LE	W.Davis
LG	G.Gillingham	RT	H.Jordan
C	K.Bowman	LT	R.Kostelnik
	*B.Hyland	RLB	L.Caffey
RG	J.Kramer	LLB	D.Robinson
RT	F.Gregg	MLB	R.Nitschke
RE	M.Fleming	LH	H.Adderley
FL	C.Dale	RH	B.Jeter
QB	B.Starr	LS	T.Brown
RB	E.Pitts	RS	W.Wood
	D.Anderson		
FB	J.Grabowski		
	B.Wilson		

Scoring	TD	Ru	Pa	Rt	PAT	FG	S	PTS
Chandler	0	0	0	0	39/39	19/29	0	96
Anderson	9	6	3	0	0	0	0	54
Pitts	6	6	0	0	0	0	0	36
*Williams	6	1	1	4	0	0	0	36
Dale	5	0	5	0	0	0	0	30
Dowler	4	0	4	0	0	0	0	24
Grabowski	3	2	1	0	0	0	0	18
Wilson	2	2	0	0	0	0	0	12
Adderley	1	0	0	1	0	0	0	6
Fleming	1	0	1	0	0	0	0	6
Mercein	1	1	0	0	0	0	0	6
Nitschke	1	0	0	1	0	0	0	6
Davis	0	0	0	0	0	0	1	2
Packers	39	18	15	6	39/39	19/29	1	332
Opponents	24	7	13	4	23/24	14/28	0	209

Field Goals	1-19	20-29	30-39	40-49	50+
Chandler	2/2	6/8	7/8	4/11	0/0
Packers	2/2	6/8	7/8	4/11	0/0
Opponents	6/6	6/6	1/6	1/8	0/2
Chandler:	(28G)(20G,46G)(25N,45B,46N,46N)				
	(32G,16G)(34N)(21G,36G)(43G)(42N,49G)				
	(24G,30G)(40N,41G,26G)(38G,42N,27B)				
	(30G,34G,19G)(41N,32G)(25G)				
Opponents:	(45B,37N,47G)(49N,22G)				
	(47N,52N)(38G)(12G)(40N)(39N,12G,22G,8G)				
	(57B,32N)(38N,34N,43N)(10G,15G)(24G,27G)				
	(46B,23G,16G)(41N,27G)				
Interceptions	No	Yds	Avg	Long	TD
Jeter	8	78	9.8	25	0
Wood	4	60	15.0	25	0
Adderley	4	16	4.0	12t	1
Robinson	4	16	4.0	12	0
Nitschke	3	35	11.7	20t	1
Caffey	2	28	14.0	24	0
T.Brown	1	51	51.0	51	0
Packers	26	284	10.9	51	2
Opponents	27	370	13.7	37	3

Punting	No	Yds	Avg	TB	In	Lg	B
Anderson	65	2378	36.6	1	-	63	1
Chandler	1	31	31.0	0	-	31	0
Packers	66	2409	36.5	1	-	63	1
Opponents	75	3119	41.6	4	-	78	0

Punt Returns	Ret	FC	Yds	Avg	Long	TD
Wood	12	6	3	0.3	8	0
Anderson	9	3	98	10.9	43	0
T.Brown	9	1	40	4.4	12	0
Pitts	9	3	16	1.8	10	0
Packers	39	13	157	4.0	43	0
Opponents	13	27	22	1.7	10	0

Kickoff Returns	No	Yds	Avg	Long	TD
*Williams	18	739	41.1	104t	4
Anderson	11	226	20.5	30	0
Adderley	10	207	20.7	37	0
Crutcher	3	48	16.0	23	0
A.Brown	1	13	13.0	13	0
Hart	1	8	8.0	8	0
Robinson	1	0	0.0	0	0
Wood	1	0	0.0	0	0
Packers	46	1241	27.0	104t	4
Opponents	59	1276	21.6	50	0

* — rookie

Passing	Att	Cmp	Yds	Cmp%	Yds/Att	TD	TD%	Int	Int%	LG	Sck/Yds	Ring
Starr	210	115	1823	54.8	8.68	9	4.3	17	8.1	84	34/322	64.4
Bratkowski	94	53	724	56.4	7.70	5	5.3	9	9.6	86t	6/64	59.3
*Horn	24	12	171	50.0	7.13	1	4.2	1	4.2	29t	1/8	70.0
Anderson	2	1	19	50.0	9.50	0	0.0	0	0.0	19	0/0	83.3
Pitts	1	1	21	100.0	21.00	0	0.0	0	0.0	21	0/0	118.8
Packers	331	182	2758	55.0	8.33	15	4.5	27	8.2	86t	41/394	63.7
Opponents	337	155	1644	46.0	4.88	13	3.9	26	7.7	49t	29/267	41.5

6-7-1, .462, THIRD, NFL CENTRAL 1968

Head Coach:	Phil Bengtson	GB	Opp	Attend	Site	Starting QB	Temp	
S 15	Philadelphia Eagles (GB)	W	30	13	50,861	LF	B.Starr	80
S 22	Minnesota Vikings (Milw)	L	13	26	49,346	CoS	B.Starr	75
S 29	Detroit Lions (GB)	L	17	23	50,861	LF	B.Starr	65
O 6	@ Atlanta Falcons	W	38	7	58,850	FCS	B.Starr	60
O 13	Los Angeles Rams (Milw)	L	14	16	49,646	CoS	Z.Bratkowski	74
O 20	@ Detroit Lions	T	14	14	57,302	TgS	Z.Bratkowski	58
O 28	@ Dallas Cowboys	W	28	17	74,604	CB	B.Starr	60
N 3	Chicago Bears (GB)	L	10	13	50,861	LF	B.Starr	50
N 10	@ Minnesota Vikings	L	10	14	47,644	Met	B.Starr	36
N 17	New Orleans Saints (Milw)	W	29	7	49,644	CoS	B.Starr	41
N 24	@ Washington Redskins	W	27	7	50,621	RFK	Z.Bratkowski	63
D 1	@ San Francisco 49ers	L	20	27	47,218	KS	B.Starr	
D 7	Baltimore Colts (GB)	L	3	16	50,861	LF	Z.Bratkowski	28
D 15	@ Chicago Bears	W	28	27	46,435	WF	Z.Bratkowski	27
			281	227	734,754			
Home: 2-5 (352,080)		Away: 4-2-1 (382,674)						

	GB	Opp	Rushing	No	Yds	Avg	Long	TD
Total First Downs	240	213	Anderson	170	761	4.5	42	5
Rushing	96	105	Grabowski	135	518	3.8	25	3
Passing	130	92	Pitts	72	264	3.7	14	2
Penalty	14	16	Williams	33	63	1.9	9	0
Total Net Yards	4024	3596	Starr	11	62	5.6	15	1
Avg. Per Game	287.4	256.9	Mercein	17	49	2.9	8	1
Total Plays	809	831	Bratowski	8	24	3.0	13	0
Avg. Per Play	5.0	4.3	James	1	15	15.0	15	0
Net Yards Rushing	1749	1800	Horn	3	-7	-2.3	1	0
Avg. Per Game	124.9	128.6	Packers	450	1749	3.9	42	12
Total Rushes	450	476	Opponents	476	1800	3.8	63	11
Net Yards Passing	2275	1796						
Avg. Per Game	162.5	128.3						
Sacked/Yards Lost	41/376	28/235						
Gross Yards	2651	2031						
Att./Completions	318/188	327/157						
Completion Pct.	59.1	48.0						
Had Intercepted	15	17						
Punts/Average	59/40.0	77/39.6						
Net Punting Avg.	59/37.8	77/34.9						
Penalties/Yards	64/653	60/541						
Fumbles/Ball Lost	31/18	28/17						
Touchdowns	35	25						
Rushing	12	11						
Passing	21	14						
Returns	2	0						
By Quarter	Q1	Q2	Q3	Q4	OT	Pts		
Packers	68	61	95	57	0	281		
Opponents	55	69	40	63	0	227		

NFL Central	W	L	T	Pct	Pts	QP
Minnesota	8	6	0	.571	282	242
Chicago	7	0	0	.500	250	333
Green Bay	6	7	1	.462	281	227
Detroit	4	8	2	.333	207	241

	Receiving	No	Yds	Avg	Long	TD
Dowler	45	668	14.8	72t	6	
Dale	42	818	19.5	63t	8	
Anderson	25	333	13.3	47t	1	
Fleming	25	278	11.1	32t	3	
Grabowski	18	210	11.7	67t	1	
Pitts	17	142	8.4	19	0	
James	8	148	18.5	24	2	
Williams	5	48	9.6	17	0	
Mercein	3	6	2.0	9	0	
Packers	188	2651	14.1	72t	21	
Opponents	157	2031	12.9	60t	14	

* — rookie

Scoring	TD	Ru	Pa	Rt	PAT	FG	S	PTS
Dale	8	0	8	0				48
Anderson	6	5	1	0				36
Dowler	6	0	6	0				36
Mercer	0	0	0	0	12/14	7/12	0	33
Grabowski	4	3	1	0				24
Kramer	0	0	0	0	9/10	4/9	0	21
Mercein	1	1	0	0	7/7	2/5	0	19
Fleming	3	0	3	0				18
T.Brown	2	0	2	0				12
James	2	0	2	0				12
Pitts	2	2	0	0				12
Starr	1	1	0	0				6
*Mann	0	0	0	0	4/4	0/3	0	4
Packers	35	12	2	2	32/35	13/29	0	281
Opponents	25	11	14	0	24/25	17/26	1	227

Field Goals	1-19	20-29	30-39	40-49	50+
Mercer	0/0	2/4	2/3	3/5	0/0
Kramer	1/1	1/3	2/3	0/1	0/1
Mercein	1/1	1/2	0/0	0/2	0/0
*Mann	0/0	0/1	0/1	0/1	0/0
Packers	2/2	4/10	4/7	3/9	0/1
Opponents	7/8	6/7	3/4	1/7	0/0
Mercer:	0(000000)	(24N,32G)	(30B,35G)		
	(27B,29G,27G)	(44G,44G)	(45G)	(41N,44B)	
Kramer:	(17G,22G,35G)	(6)21N,52N,38G)			
	(20N,34N,41N)	0(0000000000)			
Mercein:	0(0)(45N,21G)	(0)(40N)	(22N,19G)		
	0(00000)				
Mann:	0(00000)	(37N)	(29N,44N)	0(00000)	
Opponents:	(27G,17G)	(49N,29G)	(40N,30G)		
	(19N,22G,26G,27G)	(0)(16G,47N)			
	(29B,10G,43G)	(34N)	(0)(42N,46N,37G,13G)		
	(47N,37G,15G,15G)	(14G,26G)			

Interceptions	No	Yds	Avg	Long	TD
T.Brown	4	66	16.5	25	0
Jeter	3	35	11.7	29	0
Adderley	3	27	9.0	17	0
Wood	2	54	27.0	35	0
Nitschke	2	20	10.0	11	0
Robinson	2	18	9.0	18	0
Hart	1	24	24.0	24	0
Packers	17	244	14.4	35	0
Opponents	15	150	10.0	36	0

Punting	No	Yds	Avg	TD	In	Lg	B
Anderson	59	2359	40.0	3	-	65	0
Packers	59	2359	40.0	3	-	65	0
Opponents	77	3049	39.6	6	-	62	0

Punt Returns	Ret	FC	Yds	Avg	Long	TD
Wood	26	11	126	4.8	16	0
T.Brown	16	5	111	6.9	52t	1
Pitts	1	1	1	1.0	1	0
Packers	43	17	238	5.5	52t	1
Opponents	19	20	66	3.5	16	0

Kickoff Returns	No	Yds	Avg	Long	TD
Williams	28	599	21.4	60	0
Adderley	14	331	23.6	50	0
Pitts	2	40	20.0	27	0
Robinson	2	29	14.5	19	0
Vandersea	1	8	8.0	8	0
*Winkler	1	0	0.0	0	0
Packers	48	1007	21.0	60	0
Opponents	56	1211	21.6	46	0

Primary Starters			
E	B.Dowler	LE	W.Davis
LT	B.Skoronski	LT	R.Kostelnik
LG	G.Gillingham	RT	H.Jordan
C	K.Bowman	RE	L.Aldridge
RG	J.Kramer	LLB	D.Robinson
RT	F.Gregg	MLB	R.Nitschke
TE	M.Fleming	RLB	L.Caffey
FL	C.Date	LCB	H.Adderley
QB	B.Starr	RCB	B.Jeter
HB	D.Anderson	SS	T.Brown
HB	J.Grabowski	FS	W.Wood

Passing	Att	Cmp	Yds	Cmp%	Yds/Att	TD	TD%	Int	Int%	Lg	Sck/Yds	Rtg
Starr	171	109	1617	63.7	9.46	15	8.8	8	4.7	63t	29/261	104.3
Bratowski	126	68	835	54.0	6.63	3	2.4	7	5.6	72t	11/107	59.5
Horn	16	10	187	62.5	11.69	2	12.5	0	0.0	67t	1/8	142.4
Anderson	3	1	12	33.3	4.00	1	33.3	0	0.0	12t	0/0	86.1
*Stevens	2	0	0	0.0	0.00	0	0.0	0	0.0	0	0/0	39.6
Packers	318	188	2651	59.1	8.34	21	6.6	15	4.7	72t	41/376	88.4
Opponents	327	157	2031	48.0	6.21	14	4.3	17	5.2	60t	28/235	60.6

COMMUNITY

ADMIN. & COACHES

VETERANS

DRAFT & FREE AGENTS

2023 REVIEW

1968

LAMBEAU FIELD

MISC.

1969 8-6-0, .571, THIRD, NFL CENTRAL

Head Coach:	Phil Bengtson	GB	Opp	Attend	Site	Starting QB	Temp	
S 21	Chicago Bears (GB)	W	17	0	50,861	LF	B.Starr	68
S 28	San Francisco 49ers (Milw.)	W	14	7	48,184	CoS	B.Starr	60
O 5	@ Minnesota Vikings	L	7	19	60,740	Met	B.Starr	58
O 12	@ Detroit Lions	W	28	17	58,384	TgS	B.Starr	54
O 19	@ Los Angeles Rams	L	21	34	78,947	LAC	B.Starr	70
O 26	Atlanta Falcons (GB)	W	28	10	50,861	LF	B.Starr	43
N 2	@ Pittsburgh Steelers	W	38	34	46,403	PS	D.Horn	58
N 9	@ Baltimore Colts	L	6	14	60,238	BMS	B.Starr	54
N 16	Minnesota Vikings (Milw.)	L	7	9	48,321	CoS	B.Starr	41
N 23	Detroit Lions (GB)	L	10	16	50,861	LF	B.Starr	35
N 30	New York Giants (Milw.)	W	20	10	48,156	CoS	D.Horn	49
D 7	@ Cleveland Browns	L	7	20	82,137	CMS	D.Horn	35
D 14	@ Chicago Bears	W	21	3	45,216	WF	D.Horn	36
D 21	St. Louis Cardinals (GB)	W	45	28	50,861	LF	D.Horn	22
		269	221	780,170				

Home: 5-2 (348,105) Away: 3-4 (432,065)

	GB	Opp	Rushing	No	Yds	Avg	Long	TD
Total First Downs	242	224	T.Williams	129	536	4.2	391	4
Rushing	95	103	*Hampton	80	365	4.6	53	4
Passing	122	107	Anderson	87	288	3.3	161	1
Penalty	25	14	Grabowski	73	261	3.6	22	1
Total Net Yards	4068	3827	Pitts.	35	134	3.8	13	0
Avg. Per Game	290.6	273.4	Starr	7	60	8.6	18	0
Total Plays	785	881	*P.Williams	18	55	3.1	13	0
Avg. Per Play	5.2	4.3	Horn	3	-7	-2.3	21	1
Net Yards Rushing	1692	1982	Packers	432	1692	3.9	53	11
Avg. Per Game	120.9	141.6	Opponents	485	1982	4.1	52	7
Total Rushes	432	485						

	GB	Opp	Rushing	No	Yds	Avg	Long	TD
Net Yards Passing	2376	1845						
Avg. Per Game	169.7	131.8						
Sacked/Yards Lost	34/302	36/288						
Gross Yards	2678	2133						
Att./Completions	319/182	360/177						
Completion Pct.	57.1	49.2						
Had Intercepted	17	19						
Punts/Average	59/40.1	72/39.7						
Net Punting Avg.	59/38.3	72/33.7						
Penalties/Yards	63/602	65/733						
Fumbles/Ball Lost	31/21	23/7						
Touchdowns	36	23						
Rushing	11	7						
Passing	20	13						
Returns	5	3						

By Quarter	Q1	Q2	Q3	Q4	OT	Pts
Packers	48	72	59	90	0	269
Opponents	53	87	55	26	0	221

	GB	Opp	Rushing	No	Yds	Avg	Long	TD
Net Yards Rushing	1692	1982						
Avg. Per Game	120.9	141.6						
Total Rushes	432	485						

NFL Central	W	L	T	Pct	Pts	OP
Minnesota	12	2	0	.857	379	133
Detroit	9	4	1	.692	259	188
Green Bay	8	6	0	.571	269	221
Chicago	1	13	0	.071	210	339

	GB	Opp	Receiving	No	Yds	Avg	Long	TD
Dale	45	879	19.5	48	6			
Dowler	31	477	15.4	45	4			
T.Williams	27	275	10.2	60	3			
Fleming	18	226	12.6	23	2			
*Hampton	15	216	14.4	50	2			
Anderson	14	308	22.0	51	1			
Grabowski	12	98	8.2	25	1			
Pitts.	9	47	5.2	211	1			
*Spilis	7	89	12.7	16	0			
*P.Williams	4	63	15.8	24	0			
Packers	182	2678	14.7	60t	20			
Opponents	177	2133	12.1	80t	13			

*— rookie

Scoring	TD	Ru	Pa	Ret	PAT	FG	S	Pts
T.Williams	9	4	3	2		0		54
*Hampton	7	4	2	1		0		42
Mercer	0	0	0	0	23/23	5/17	0	38
Dale	6	0	0	0		0		36
Dowler	4	0	4	0		0		24
Lusteg	0	0	0	0	12/12	1/5	0	15
Anderson	2	1	1	0		0		12
Fleming	2	0	2	0		0		12
Grabowski	2	1	1	0		0		12
Adderley	1	0	0	1		0		6
Hart	1	0	0	1		0		6
Horn	1	1	0	0		0		6
Pitts	1	0	1	0		0		6
Packers	36	11	20	5	35/35	6/22	0	269
Opponents	23	7	13	3	23/23	20/34	0	221

Field Goals	1-19	20-29	30-39	40-49	50+
Mercer	2/2	1/3	1/7	1/5	0/0
Lusteg	0/0	1/1	0/1	0/2	0/1
Packers	2/2	2/4	1/8	1/7	0/1
Opponents	4/4	8/10	6/9	2/10	0/1
Mercer:	(40N,34N,32G)(27N)(42N)(36N,35B)				
	(32B)(15G)(45B,35B,14G,48G)(22N,42B)				
	(31N,27G)(000)				
Lusteg:	000000000(47N)(34N,42N,51B)(28G)				
Opponents:	(50N)(42N,46N,33N,34N)				
	(46N,33G,27G,41G,32G)(24G)(47N,24G,21G)				
	(30N,42N,34G)(26N,49B,19G,32G)(41N)				
	(10G,12G,20G)(43N,23G,21G,31G)(14G)				
	(20G,45G)(28N,34G)(0)				

Interceptions	No	Yds	Avg	Long	TD
Adderley	5	169	33.8	80t	1
Hart	3	156	52.0	85t	1
Wood	3	40	13.3	21	0
Jeter	3	30	10.0	30	0
Nitschke	2	32	16.0	20	0
Caffey	2	1	0.5	1	0
Davis	1	0	0.0	0	0
Packers	19	428	22.5	85t	2
Opponents	17	256	15.1	44	1

Punting	No	Yds	Avg	TB	In	Lg	B
Anderson	58	2329	40.2	2	-	58	0
Dowler	1	34	34.0	0	-	34	0
Packers	59	2363	40.1	2	-	58	0
Opponents	72	2855	39.7	7	-	66	0

Punt Returns	Ret	FC	Yds	Avg	Long	TD
Pitts.	16	8	60	3.8	10	0
T.Williams	8	3	189	23.6	83t	1
Wood	8	6	38	4.8	13	0
Packers	32	17	287	9.0	83t	1
Opponents	18	25	62	3.4	15	0

Kickoff Returns	No	Yds	Avg	Long	TD
*Hampton	22	582	26.5	87t	1
T.Williams	21	517	24.6	96t	1
Robinson	3	31	10.3	15	0
Gillingham	1	13	13.0	13	0
Hyland	1	0	0.0	0	0
Pitts.	1	22	22.0	22	0
*P.Williams	1	0	0.0	0	0
Packers	50	1165	23.3	96t	2
Opponents	51	1078	21.1	100t	1

Primary Starters

WR	B.Dowler	LE	W.Davis
LT	F.Peay	LT	*R.Moore
LG	B.Lueck	RT	H.Jordan
C	K.Bowman		B.Brown
RG	G.Gillingham	RE	L.Aldridge
RT	F.Gregg	LLB	D.Robinson
TE	M.Fleming	MLB	R.Nitschke
QB	B.Starr	RLB	L.Caffey
	D.Horn	LCB	H.Adderley
WR	C.Dale	RCB	B.Jeter
HB	D.Anderson	SS	D.Hart
	J.Grabowski	FS	W.Wood
HB	T.Williams		

Passing	Att	Cmp	Yds	Cmp%	Yds/Att	TD	TD%	Int	Int%	LG	Sck/Yds	Rtng
Horn	168	89	1505	53.0	8.96	11	6.5	11	6.5	60t	10/85	78.1
Starr	148	92	1161	62.2	7.84	9	6.1	6	4.1	51	24/217	89.9
Stevens	3	1	12	33.3	4.00	0	0.0	0	0.0	12	0/0	46.5
Packers	319	182	2678	57.1	8.39	20	6.3	17	5.3	60t	34/302	83.3
Opponents	360	177	2133	49.2	5.93	13	3.6	19	5.3	80t	36/288	87.8

COMMUNITY
ADMIN. & COACHES
VETERANS
DRAFT & FREE AGENTS
2024 REVIEW
1969
LAMBEAU FIELD
MISC.

6-8-0, .429, THIRD, NFC CENTRAL 1970

Head Coach:	Phil Bengtson	GB	Opp	Attend	Site	Starting QB	Temp	
S 20	Detroit Lions (GB)	L	0	40	56,263	LF	B.Starr	79
S 27	Atlanta Falcons (GB)	W	27	24	56,263	LF	B.Starr	55
O 4	Minnesota Vikings (Milw)	W	13	10	47,967	CoS	B.Starr	59
O 12	@ San Diego Chargers	W	22	20	53,064	SDS	B.Starr	68
O 18	Los Angeles Rams (GB)	L	21	31	56,263	LF	B.Starr	59
O 25	Philadelphia Eagles (Milw)	W	30	17	48,022	CoS	B.Starr	60
N 1	@ San Francisco 49ers	L	10	26	59,335	KS	B.Starr	68
N 9	Baltimore Colts (Milw)	L	10	13	48,063	CoS	D.Horn	52
N 15	Chicago Bears (GB)	W	20	19	56,263	LF	B.Starr	30
N 22	@ Minnesota Vikings	L	3	10	47,900	Met	B.Starr	16
N 26	@ Dallas Cowboys	L	3	16	67,182	CB	B.Starr	77
D 6	@ Pittsburgh Steelers	W	20	12	46,418	TRS	B.Starr	20
D 13	@ Chicago Bears	L	17	35	44,957	WF	B.Starr	32
D 20	@ Detroit Lions	L	0	20	57,387	TgS	B.Starr	27
			196	293	745,347			

Home: 4-3 (369,104) Away: 2-5 (376,243)

Scoring	TD	Ru	Pa	Ret	PAT	FG	S	PIS
Livingston	0	0	0	0	19/21	15/28	0	64
Anderson	5	5	0	0	0	0	0	30
Hilton	4	0	4	0	0	0	0	24
Clancy	2	0	2	0	0	0	0	12
Dale	2	0	2	0	0	0	0	12
*McGeorge	2	0	2	0	0	0	0	12
T.Williams	2	1	1	0	0	0	0	12
Grabowski	1	1	0	0	0	0	0	6
Hampton	1	0	0	1	0	0	0	6
Hart	1	0	0	1	0	0	0	6
*Krause	1	0	0	1	0	0	0	6
Starr	1	1	0	0	0	0	0	6
Packers	22	8	11	3	19/21	15/28	0	196
Opponents	30	14	13	3	29/29	28/42	0	293

Field Goals	1-19	20-29	30-39	40-49	50+
Livingston	5/6	6/11	3/7	1/4	0/0
Packers	5/6	6/11	3/7	1/4	0/0
Opponents	10/11	7/9	5/6	5/14	1/2
Livingston:	/(44B)(28G,33G)				
	(29N,49N,16G,27G,14G)(28N)(44B,22G,32G,25G)				
	(29B,9G)(39N,31B,20G)(17G,49G)				
	(25N,12N,31N,26G)(19G)(36N)(32G)(25B)				
Opponents:	(47N,22G,14G,43G,47G)				
	(47N,46N,49B,19G)(49N,24G)(47N,16G,39G)				
	(29N,36G)(19B,15G)(12G,24G,41G,36G)				
	(30N,42G,29G)(43N,23G,38G,13G,31G)				
	(29N,25G)(21G,12G,15G)(15G,45G)(44N)				
	(43N,51B,50G,16G)				

	GB	Opp	Rushing	No	Yds	Avg	Long	TD
Total First Downs	194	202	Anderson	222	853	3.8	54	5
Rushing	69	88	T.Williams	74	276	3.7	37	1
Passing	110	102	Grabowski	67	210	3.1	17	1
Penalty	15	12	Hampton	48	115	2.4	14	0
Third Downs	65/206	59/193	Starr	12	62	5.2	15	1
Efficiency	31.6	30.6	P.Williams	17	44	2.6	4	0
Fourth Downs	0/2	2/4	*Krause	2	13	6.5	12	0
Efficiency	0.0	50.0	Dale	2	9	4.5	8	0
Total Net Yards	3409	4055	*Patrick	2	5	2.5	3	0
Avg. Per Game	243.5	289.6	Horn	5	4	0.8	4	0
Total Plays	847	854	*McGeorge	1	3	3.0	3	0
Avg. Per Play	4.0	4.7	Livingston	1	1	1.0	1	0
Net Yards Rushing	1595	1829	Packers	453	1595	3.5	54	8
Avg. Per Game	113.9	130.6	Opponents	453	1829	4.0	76	14
Total Rushes	453	453						
Net Yards Passing	1814	2226						
Avg. Per Game	129.6	159.0						
Sacked/Yards Lost	43/382	32/270						
Gross Yards	2196	2496						
Att./Completions	351/177	369/177						
Completion Pct.	50.4	48.0						
Had Intercepted	24	20						
Punts/Average	87/40.2	71/40.1						
Net Punting Avg.	87/35.0	71/35.9						
Penalties/Yards	76/691	63/686						
Fumbles/Ball Lost	34/17	29/17						
Touchdowns	22	30						
Rushing	8	14						
Passing	11	13						
Returns	3	3						

By Quarter	Q1	Q2	Q3	Q4	OT	Pts
Packers	51	47	29	69	0	196
Opponents	47	49	73	124	0	293

NFC Central	W	L	T	Pct	Pts	OP
Minnesota	12	2	0	.857	335	143
Detroit	10	4	0	.714	347	202
Green Bay	6	8	0	.429	196	293
Chicago	6	8	0	.429	256	261

Receiving	No	Yds	Avg	Long	TD
Dale	49	814	16.6	89t	2
Anderson	36	414	11.5	34	0
Hilton	25	350	14.0	65t	4
Grabowski	19	83	4.4	19	0
Clancy	16	244	15.3	33t	2
T.Williams	12	127	10.6	55t	1
Hampton	7	23	3.3	12	0
Spilis	6	76	12.7	18	0
P.Williams	3	11	3.7	6	0
*McGeorge	2	32	16.0	16t	2
*Krause	2	22	11.0	11	0
Packers	177	2196	12.4	89t	11
Opponents	177	2496	14.1	87t	13

* — rookie

Interceptions	No	Yds	Avg	Long	TD
Wood	7	110	15.7	24	0
Hart	3	114	38.0	76t	1
*Ellis	3	69	23.0	60	0
Jeter	3	27	9.0	18	0
Carr	2	45	22.5	28	0
Robinson	2	33	16.5	20	0
Packers	20	398	19.9	76t	1
Opponents	24	421	17.5	70	3

Punting	No	Yds	Avg	TB	In	LG	B
Anderson	81	3302	40.8	6	6	62	0
Livingston	6	199	33.2	0	6	52	0
Packers	87	3501	40.2	6	6	62	0
Opponents	71	2845	40.1	10	6	65	0

Punt Returns	Ret	FC	Yds	Avg	Long	TD
Wood	11	18	58	5.3	12	0
*Ellis	7	0	27	3.9	8	0
T.Williams	4	2	20	5.0	11	0
Harden	2	0	-7	-3.5	0	0
S.Williams	1	0	0	0.0	0	0
Packers	25	20	98	3.9	12	0
Opponents	40	11	338	8.5	65	0

Kickoff Returns	No	Yds	Avg	Long	TD
*Ellis	22	451	20.5	48	0
*Krause	18	513	28.5	100t	1
T.Williams	10	203	20.3	28	0
Hampton	6	188	31.3	101t	1
*M.P.McCoy	3	22	7.3	10	0
Gregg	2	21	10.5	16	0
Himes	1	4	4.0	4	0
P.Williams	1	20	20.0	20	0
Packers	63	1422	22.6	101t	2
Opponents	36	888	24.7	82	0

Primary Starters

WR	C.Dale	LE	B.Brown
LT	F.Peay	CB	C.Williams
LG	B.Lueck	LT	B.Brown
	M.Walker		R.Moore
C	K.Bowman	RT	*M.P.McCoy
RG	G.Gillingham	RE	L.Aldridge
RT	D.Himes	LLB	*J.Carter
	J.Hilton		D.Robinson
WR	J.Clancy	MLB	R.Nitschke
	T.Williams	RLB	F.Carr
QB	B.Starr	LCB	*K.Ellis
RB	D.Anderson	RCB	B.Jeter
HB	J.Grabowski	SS	D.Hart
		FS	W.Wood

Passing	Att	Cmp	Yds	Cmp%	Yds/Att	TD	TD%	Int	Int%	LG	Sck/Yds	RtnG
Starr	255	140	1645	54.9	6.45	8	3.1	13	5.1	65t	29/252	63.9
Horn	76	28	428	36.8	5.63	5	2.6	10	13.2	89t	6/59	25.4
*Patrick	14	6	59	42.9	4.21	0	0.0	1	7.1	16	6/55	25.6
Norton	5	3	64	60.0	12.80	1	20.0	0	0.0	29t	2/16	143.8
Anderson	1	0	0	0.0	0.00	0	0.0	0	0.0	0	0/0	39.6
Packers	351	177	2196	50.4	6.26	11	3.1	24	6.8	89t	43/382	52.1
Opponents	369	177	2496	48.0	6.76	13	3.5	20	5.4	87t	32/270	59.4

1971 4-8-2, .333, FOURTH, NFC CENTRAL

Head Coach:	GB	Opp	Attend	Site	Starting QB	Temp
S 19 New York Giants (GB)	L	40	42	56,263	LF	Z.Bratkowski 53
S 26 Denver Broncos (Milw)	W	34	13	47,957	CoS	S.Hunter 59
O 3 Cincinnati Bengals (GB)	W	20	17	56,263	LF	S.Hunter 68
O 10 @ Detroit Lions	L	28	31	54,418	TgS	S.Hunter 56
O 17 Minnesota Vikings (GB)	L	13	24	56,263	LF	S.Hunter 67
O 24 @ Los Angeles Rams	L	13	30	75,351	LAC	S.Hunter 61
N 1 Detroit Lions (Milw)	T	14	14	47,961	CoS	S.Hunter 49
N 7 @ Chicago Bears	W	17	14	55,049	SF	S.Hunter 31
N 14 @ Minnesota Vikings	L	0	3	49,478	Met	S.Hunter 49
N 22 @ Atlanta Falcons	L	21	28	58,850	FCS	S.Hunter 39
N 28 New Orleans Saints (Milw)	L	21	29	48,035	CoS	B.Starr 32
D 5 @ St. Louis Cardinals	T	16	16	50,443	BusS	B.Starr 44
D 12 Chicago Bears (GB)	W	31	10	56,263	LF	S.Hunter 23
D 19 @ Miami Dolphins	L	6	27	76,812	OB	B.Starr 75
		274	298	789,712		

Home: 3-3-1 (369,005) Away: 1-5-1 (420,707)

	GB	Opp
Total First Downs	208	230
Rushing	115	104
Passing	87	110
Penalty	6	16
Third Downs	66/178	75/187
Efficiency	37.1	40.1
Fourth Downs	0/0	1/1
Efficiency	0.0	100.0
Total Net Yards	3914	4008
Avg. Per Game	279.6	286.3
Total Plays	772	861
Avg. Per Play	5.1	4.7
Net Yards Rushing	2229	1707
Avg. Per Game	159.2	121.9
Total Rushes	500	489
Net Yards Passing	1685	2301
Avg. Per Game	120.4	164.4
Sacked/Yards Lost	18/157	19/168
Gross Yards	1842	2469
Att./Completions	254/121	353/186
Completion Pct.	47.6	52.7
Had Intercepted	24	16
Punts/Average	56/40.0	61/40.1
Net Punting Avg.	56/34.4	61/35.6
Penalties/Yards	61/568	60/514
Fumbles/Ball Lost	29/20	33/16
Touchdowns	33	34
Rushing	18	7
Passing	12	21
Returns	3	6

By Quarter	Q1	Q2	Q3	Q4	OT	Pts
Packers	41	85	64	84	0	274
Opponents	57	72	78	91	0	298

Rushing	No	Yds	Avg	Long	TD
*Brockington	216	1105	5.1	52t	4
Anderson	186	757	4.1	31	5
Hampton	67	307	4.6	41	3
*Hunter	21	50	2.4	16	4
Starr	3	11	3.7	9	1
P.Williams	3	4	1.3	3	0
Bratkowski	1	1	1.0	11	1
Krause	3	-6	-2.0	2	0
Packers	500	2229	4.5	52t	18
Opponents	489	1707	3.5	42	7

NFC Central	W	L	T	Pct	Pts	OP
Minnesota	11	3	0	.786	245	139
Detroit	7	6	1	.538	341	286
Chicago	6	8	0	.429	185	276
Green Bay	4	8	2	.333	274	298

Receiving	No	Yds	Avg	Long	TD
Dale	31	598	19.3	77t	4
McGeorge	27	463	17.1	50	4
Anderson	26	306	11.8	39	1
Spilis	14	281	20.1	39	1
*Brockington	14	98	7.0	29	1
*Davis	6	59	9.8	20	0
Hampton	3	37	12.3	19t	1
Packers	121	1842	15.2	77t	12
Opponents	186	2469	13.3	81t	21

Kickoff Returns	No	Yds	Avg	Long	TD
Hampton	46	1314	28.6	90t	1
Krause	5	101	20.2	29	0
Pitts	2	41	20.5	22	0
P.Williams	2	41	20.5	21	0
Carter	1	5	5.0	5	0
*Davis	1	22	22.0	22	0
Ellis	1	22	22.0	22	0
Packers	58	1546	26.7	90t	1
Opponents	56	1248	22.3	82	0

* — rookie

Primary Starters

WR	C.Dale	LE	C.Williams
LT	F.Puey	LT	M.P.McCoy
LG	B.Lueck	RT	B.Brown
C	K.Bowman	RE	L.Aldridge
RG	G.Gillingham	LLB	D.Robinson
RT	D.Himes	MLB	J.Carter
TE	R.McGeorge	RLB	F.Carr
WR	J.Spilis	LCB	K.Ellis
QB	*S.Hunter	RCB	A.Matthews
HB	*J.Brockington	SS	D.Hart
HB	D.Anderson		A.Randolph
	FS		W.Wood

Passing	Att	Cmp	Yds	Cmp%	Yds/Att	TD	TD%	Int	Int%	LG	Sck/Yds	Rtng
*Hunter	163	75	1210	46.0	7.42	7	4.3	17	10.4	77t	11/81	46.1
Starr	45	24	286	53.3	6.36	0	0.0	3	6.7	31	6/64	45.2
Bratkowski	37	19	298	51.4	8.05	4	10.8	3	8.1	50	1/12	80.7
Patrick	1	1	39	20.0	7.80	0	0.0	1	20.0	39	0/0	20.0
Anderson	4	2	9	50.0	2.25	1	25.0	0	0.0	5	0/0	95.8
Packers	254	121	1842	47.6	7.25	12	4.7	24	9.4	77t	18/157	48.4
Opponents	353	186	2469	52.7	6.99	21	5.9	16	4.5	81t	19/168	76.1

COMMUNITY

ADMIN. & COACHES

VETERANS

DRAFT & FREE AGENTS

2023 REVIEW

1971

LAMBEAU FIELD

MISC.

10-4-0, .714, FIRST, NFC CENTRAL 1972

Head Coach:	Dan Devine	GB	Opp	Attend	Site	Starting QB	Temp
S 17	@ Cleveland Browns	W	26	10	75,771	CMS	S.Hunter 81
S 24	Oakland Raiders (GB)	L	14	20	56,263	LF	S.Hunter 69
O 1	Dallas Cowboys (Milw)	W	16	13	47,103	CoS	S.Hunter 60
O 8	Chicago Bears (GB)	W	20	17	56,263	LF	S.Hunter 55
O 16	@ Detroit Lions	W	24	23	54,418	TgS	S.Hunter 55
O 22	Atlanta Falcons (Milw)	L	9	10	47,967	CoS	S.Hunter 50
O 29	Minnesota Vikings (GB)	L	13	27	56,263	LF	S.Hunter 39
N 5	San Francisco 49ers (Milw)	W	34	24	47,897	CoS	S.Hunter 50
N 12	@ Chicago Bears	W	23	17	55,701	SF	S.Hunter 45
N 19	@ Houston Oilers	W	23	10	41,752	AD	S.Hunter dome
N 26	@ Washington Redskins	L	16	21	53,039	RFK	S.Hunter 56
D 3	Detroit Lions (GB)	W	33	7	56,263	LF	S.Hunter 10
D 10	@ Minnesota Vikings	W	23	7	49,784	Met	S.Hunter 0
D 17	@ New Orleans Saints	W	30	20	65,881	TuS	S.Hunter 39
			304		226		764,365

Home: 4-3 (368,019) Away: 6-1 (396,346)

NFC Divisional Playoff

D 24	@ Washington Redskins	L	3	16	53,140	RFK	S.Hunter 56
------	-----------------------	---	---	----	--------	-----	-------------

	GB	Opp	Rushing	No	Yds	Avg	Long	TD
Total First Downs	195	209	Brockington	274	1027	3.7	30t	8
Rushing	109	85	Lane	177	821	4.6	41	3
Passing	72	109	P.Williams	33	139	4.2	14	0
Penalty	14	15	*Hudson	15	62	4.1	17	0
Third Downs	67/199	71/180	Kopay	10	39	3.9	20	0
Efficiency	33.7	39.4	Hunter	22	37	1.7	15	5
Fourth Downs	5/5	1/3	*Glass	2	13	6.5	13	0
Efficiency	100.0	33.3	Davis	2	0	0.0	7	0
Total Net Yards	3539	3474	*Tagge	8	-3	-0.4	2	1
Avg. Per Game	252.8	248.1	Staggers	1	-8	-8.0	-8	0
Total Plays	798	812	Packers	544	2127	3.9	41	17
Avg. Per Play	4.4	4.3	Opponents	443	1517	3.4	26	14
Net Yards Rushing	2127	1517						
Avg. Per Game	151.9	108.4						
Total Rushes	544	443						
Net Yards Passing	1412	1957						
Avg. Per Game	100.9	139.8						
Sacked/Yards Lost	17/124	29/252						
Gross Yards	1536	2209						
Att./Completions	237/101	340/174						
Completion Pct.	42.6	51.2						
Had Intercepted	9	17						
Punts/Average	65/41.8	66/41.4						
Net Punting Yards	65/35.5	66/34.4						
Penalties/Yards	63/610	50/446						
Fumbles/Ball Lost	22/10	35/19						
Touchdowns	29	26						
Rushing	17	14						
Passing	7	7						
Returns	5	5						

By Quarter	Q1	Q2	Q3	Q4	OT	Pts
Packers	80	95	63	66	0	304
Opponents	37	68	49	72	0	226

NFC Central	W	L	T	Pct	Pts	OP
Green Bay	10	4	0	.714	304	226
Detroit	8	5	1	.607	339	290
Minnesota	7	7	0	.500	301	252
Chicago	4	9	1	.321	225	275

Receiving	No	Yds	Avg	Long	TD
Lane	26	285	11.0	49	0
Brockington	19	243	12.8	48t	1
Dale	16	317	19.8	48	1
*Glass	15	261	17.4	31	1
Staggers	8	123	15.4	48t	1
Davis	4	119	29.8	68t	1
Garrett	4	66	16.5	21	0
McGeorge	4	50	12.5	23t	2
Kopay	3	19	6.3	9	0
Nitschke	1	34	34.0	34	0
Lammons	1	19	19.0	19	0
Packers	101	1536	15.2	68t	7
Opponents	174	2209	12.7	62t	7

* — rookie

Scoring	TD	Ru	Pa	Rt	PAT	FG	S	Pts
*Marcol	0	0	0	0	29/29	33/48	0	128
Brockington	9	8	1	0	0	0	0	54
Hunter	5	5	0	0	0	0	0	30
Lane	3	3	0	0	0	0	0	18
Ellis	2	0	0	2	0	0	0	12
McGeorge	2	0	2	0	0	0	0	12
Staggers	2	0	1	1	0	0	0	12
*Buchanan	1	0	0	1	0	0	0	6
Dale	1	0	1	0	0	0	0	6
Davis	1	0	1	0	0	0	0	6
*Glass	1	0	1	0	0	0	0	6
*Tagge	1	1	0	0	0	0	0	6
C.Williams	1	0	0	1	0	0	0	6
Brown	0	0	0	0	0	0	1	2
Packers	29	17	7	5	29/29	33/48	1	304
Opponents	26	14	7	5	25/25	15/27	0	226

Field Goals	1-19	20-29	30-39	40-49	50+
*Marcol	3/4	7/8	13/17	8/16	2/3
Packers	3/4	7/8	13/17	8/16	2/3
Opponents	5/5	3/3	2/4	3/11	2/4

Marcol: (42B,51N,41G,19G,49G,17G)(0)
 (16N,27B,41N,44G,26G,22G)(26G,34N,37G)
 (36N,34G)(44G,32G,35G,39N)(43N,41G,34G)
 (35G,40G)(51G,21G,21G)(0)(33B,51G,37G,39G)
 (41B,42N,24G,42G,26G,36G)
Opponents: (21G)(43N,43G,14G)(46G,9G)
 (12G,51N,48N)(46G,12G,45G,51G)
 (24G,38N,47N)(22G,32G)(40N,50G)
 (45N,38G)(36N,13G)(51N)(0)(40N)(49B)

Interceptions	No	Yds	Avg	Long	TD
Ellis	4	106	26.5	40	1
*Buchanan	4	62	15.5	26	0
Hill	4	37	9.3	21	0
Robinson	2	10	5.0	7	0
Matthews	2	8	4.0	8	0
Carter	1	0	0.0	0	0
Packers	17	223	13.1	40	1
Opponents	9	69	7.7	32t	2

Punting	No	Yds	Avg	TB	In	Lg	B
Widby	65	2714	41.8	9	-	64	2
Packers	65	2714	41.8	9	-	64	2
Opponents	66	2742	41.4	5	-	61	0

Punt Returns	Ret	FC	Yds	Avg	Long	TD
Ellis	14	1	215	15.4	80t	1
Staggers	9	20	148	16.4	85t	1
*Glass	1	0	1	1.0	1	0
*Hudson	1	2	0	0.0	0	0
Packers	25	23	364	14.6	85t	2
Opponents	32	6	225	7.0	33	0

Kickoff Returns	No	Yds	Avg	Long	TD
Thomas	21	572	27.2	89	0
*Hudson	11	247	22.5	55	0
Staggers	11	260	23.6	39	0
Ellis	1	10	10.0	10	0
Garrett	1	0	0.0	0	0
Kroll	1	23	23.0	23	0
Robinson	1	20	20.0	20	0
P.Williams	1	9	9.0	9	0
*Wortman	1	0	0.0	0	0
Packers	49	1141	23.3	89	0
Opponents	46	932	20.3	37	0

Primary Starters		
WR	*L.Glass	C.Williams
LT	B.Hayhoe	M.P.McCoy
LG	B.Lueck	B.Brown
C	K.Bowman	A.Roche
RT	D.Snider	D.Robinson
RG	M.Himes	MLB
TE	L.Garrett	RLB
QB	C.Dale	LCB
WR	S.Hunter	RCB
HB	J.Brockington	SS
HB	M.Lane	FS

Passing	Att	Cmp	Yds	Cmp%	Yds/Att	TD	TD%	Int	Int%	LG	Sck/Yds	Rtng
Hunter	199	86	1252	43.2	6.29	6	3.0	9	4.5	49	13/86	55.5
*Tagge	29	10	154	34.5	5.31	0	0.0	0	0.0	31	3/27	52.9
Patrick	4	1	9	25.0	2.25	0	0.0	0	0.0	9	1/11	39.6
Lane	2	2	19	100.0	9.50	0	0.0	0	0.0	10	0/0	106.3
Widby	2	2	102	100.0	51.00	1	50.0	0	0.0	68t	0/0	158.3
Staggers	1	0	0	0.0	0.00	0	0.0	0	0.0	0	0/0	39.6
Packers	237	101	1536	42.6	6.48	7	3.0	9	3.8	68t	17/124	58.6
Opponents	340	174	2209	51.2	6.50	7	2.1	17	5.0	62t	29/252	57.8

1973 5-7-2, .429, THIRD, NFC CENTRAL

Head Coach:	GB	Opp	Attend	Site	Starting QB	Temp
S 17 New York Jets (Milw)	W	23	7 47,124	CoS	S.Hunter	51
S 23 Detroit Lions (GB)	T	13	13 55,495	LF	S.Hunter	55
S 30 @ Minnesota Vikings	L	3	11 48,176	Met	J.Del Gaizo	59
O 7 @ New York Giants (New Haven, Conn.)	W	16	14 70,050	YB	J.Del Gaizo	62
O 14 Kansas City Chiefs (Milw)	T	10	10 46,583	CoS	S.Hunter	69
O 21 @ Los Angeles Rams	T	7	24 80,558	LAC	S.Hunter	86
O 28 @ Detroit Lions	L	0	34 43,616	TgS	J.Del Gaizo	52
N 4 Chicago Bears (GB)	L	17	31 56,267	LF	S.Hunter	37
N 11 St. Louis Cardinals (GB)	W	25	21 52,922	LF	S.Hunter	39
N 18 @ New England Patriots	L	24	33 60,525	ScS	J.Tagge	48
N 26 @ San Francisco 49ers	L	6	20 49,244	CP	J.Tagge	51
D 2 New Orleans Saints (Milw)	W	30	10 46,092	CoS	J.Tagge	50
D 8 Minnesota Vikings (GB)	L	7	31 53,830	LF	J.Tagge	31
D 16 @ Chicago Bears	W	21	0 29,157	SF	J.Tagge	26
		202	259	739,639		
Home: 3-2-2 (358,313)						
Away: 2-5 (381,326)						

Scoring	TD	Ru	Pa	Pat	FG	S	Pts
Marcol	0	0	0	19/20	21/35	0	82
Staggers	4	1	3	0	0	0	24
Brockington	3	3	0	0	0	0	18
Lane	2	1	1	0	0	0	12
*B.Smith	2	0	2	0	0	0	12
Tagge	2	2	0	0	0	0	12
Carter	1	0	0	1	0	0	6
Ellis	1	0	0	1	0	0	6
Goodman	1	1	0	0	0	0	6
Hunter	1	1	0	0	0	0	6
Matthews	1	0	0	1	0	0	6
McGeorge	1	0	1	0	0	0	6
P.Williams	1	1	0	0	0	0	6
Packers	20	10	7	3	19/20	21/35	0
Opponents	28	13	14	1	28/28	19/27	3

Field Goals	1-19	20-29	30-39	40-49	50+
Marcol	7/7	4/6	8/12	2/7	0/3
Packers	7/7	4/6	8/12	2/7	0/3
Opponents	7/7	6/8	4/4	2/7	0/1
Marcol: (9G, 37G, 10G)(46N, 32N, 30G, 24G)					
(24B, 44B, 46G)(45N)(25G)(12G, 32G, 24G, 9G)					
(20N, 33G)(35G, 15G)(46N, 14G, 39G, 33G)					
(42B, 55N)(32N)					
Opponents: (41N)(42N, 15G, 38G)(22G, 13G, 14G)					
(1)(36G)(49N, 44G, 40G)(29N, 32G, 30G)(45N, 10G)					
(1)(19G, 21G, 26G, 18G)(25G, 22G)(25B, 22G)					
(45N, 15G)(54N)					

Interceptions	No	Yds	Avg	Long	TD
Ellis	3	53	17.7	47	1
Hill	3	53	17.7	20	0
Carter	3	44	14.7	42	1
Matthews	2	58	29.0	58	1
*MacLeod	2	8	4.0	8	0
Hefner	1	3	3.0	3	0
*Toner	1	1	1.0	1	0
Packers	15	220	14.7	58	3
Opponents	17	256	15.1	46	1

Punting	No	Yds	Avg	TB	In	Lg	B
Widby	56	2414	43.1	2	-	60	0
Staroba	12	373	31.1	2	-	49	0
Packers	68	2787	41.0	4	-	60	0
Opponents	67	2605	38.9	5	-	58	1

Punt Returns	Ret	FC	Yds	Avg	Long	TD
Staggers	19	12	90	4.7	26	0
Ellis	11	7	47	4.3	23	0
Packers	30	19	137	4.6	26	0
Opponents	41	13	300	7.3	72	0

Kickoff Returns	No	Yds	Avg	Long	TD
Thomas	23	527	22.9	34	0
Ellis	12	319	26.6	84	0
Krause	11	244	22.2	30	0
A.Brown	3	26	8.7	12	0
Lane	2	31	15.5	29	0
Highsmith	1	18	18.0	18	0
P.Williams	1	24	24.0	24	0
Packers	53	1189	22.4	84	0
Opponents	40	817	20.4	45	0

* — rookie

	GB	Opp	Rushing	No	Yds	Avg	Long	TD
Total First Downs	187	230	Brockington	265	1144	4.3	53	3
Rushing	98	114	Lane	170	528	3.1	20	1
Passing	72	101	Goodman	18	88	4.9	19	1
Penalty	17	15	P.Williams	32	87	2.7	9	1
Third Downs	60/192	69/189	Tagge	15	62	4.1	41	2
Efficiency	31.3	36.5	Staggers	4	33	8.3	20	1
Fourth Downs	0/2	2/3	Staroba	1	11	11.0	11	0
Efficiency	0.0	66.7	Krause	1	8	8.0	8	0
Total Net Yards	3256	3821	Highsmith	7	7	1.0	4	0
Avg. Per Game	232.6	272.9	*B.Smith	1	5	5.0	5	0
Total Plays	809	858	Hunter	8	3	0.4	6	1
Avg. Per Play	4.0	4.5	Del Gaizo	4	1	0.3	3	0
Net Yards Rushing	1973	1999	Gordon	1	-4	-4.0	-4	0
Avg. Per Game	140.9	142.8	Packers	527	1973	3.7	53	10
Total Rushes	527	506	Opponents	506	1999	4.0	50	13
Net Yards Passing	1283	1822						
Avg. Per Game	91.6	130.1						
Sacked/Yards Lost	27/220	25/228						
Gross Yards	1503	2050						
Att./Completions	255/119	327/180						
Completion Pct.	46.7	55.0						
Had Intercepted	17	15						
Punts/Average	68/41.0	67/38.9						
Net Punting Avg.	68/35.4	67/35.3						
Penalties/Yards	68/655	54/483						
Fumbles/Ball Lost	23/12	34/18						
Touchdowns	20	28						
Rushing	10	13						
Passing	7	14						
Returns	3	1						

NFC Central	W	L	T	Pct	Pts	OP
Minnesota	12	2	0	.857	296	168
Detroit	6	7	1	.464	271	247
Green Bay	5	7	2	.429	202	259
Chicago	3	11	0	.214	195	334

Receiving	No	Yds	Avg	Long	TD
Lane	27	255	9.4	30	1
Staggers	25	412	16.5	50	3
McGeorge	16	260	16.3	44	1
Brockington	16	128	8.0	37	0
*B.Smith	15	233	15.5	24	2
Glass	11	119	10.8	23	0
P.Williams	5	44	8.8	14	0
Goodman	2	19	9.5	12	0
Staroba	1	23	23.0	23	0
Donohoe	1	10	10.0	10	0
Packers	119	1503	12.6	50	7
Opponents	180	2050	11.4	63	14

Primary Starters

WR	J.Staggers	LE	C.Williams
LT	M.Snider	LT	M.P.McCoy
	B.Hayhoe	RT	B.Brown
LG	B.Lueck	RE	A.Roche
C	K.Bowman	LLB	*T.MacLeod
RG	G.Gillingham		*T.Toner
RT	D.Himes	MLB	J.Carter
TE	R.McGeorge	RLB	F.Carr
WR	*B.Smith	LGB	P.Smith
	L.Glass		W.Buchanon
QB	S.Hunter	RCB	K.Ellis
	J.Tagge	SS	A.Matthews
HB	J.Brockington	FS	J.Hill
HB	M.Lane		

Passing	Att	Cmp	Yds	Cmp%	Yds/Att	TD	TD%	Int	Int%	LG	Sck/Yds	Rtg
Tagge	106	56	720	52.8	6.79	2	1.9	7	6.6	50	9/54	53.2
Hunter	84	35	442	41.7	5.26	2	2.4	4	4.8	30	10/89	46.8
Del Gaizo	27	318	43.5	5.13	2	3.2	6	9.7	28	8/77	30.9	
Lane	2	23	50.0	11.50	1	50.0	0	0.0	23	0/0	131.3	
Brockington	1	0	0.0	0.00	0	0.0	0	0.0	0	0/0	39.6	
Packers	255	119	1503	46.7	5.89	7	2.7	17	6.7	50	27/220	46.9
Opponents	327	180	2050	55.0	6.27	14	4.3	15	4.6	63	25/228	69.2

COMMUNITY
 ADMIN. & COACHES
 VETERANS
 DRAFT & FREE AGENTS
 REVIEW
 1973
 LAMBEAU FIELD
 MISC.

6-8-0, .429, THIRD, NFC CENTRAL 1974

Head Coach:	Dan Devine		GB	Opp	Attend	Site	Starting QB	Temp
S 15	Minnesota Vikings (GB)	L	17	32	56,267	LF	J.Tagge	62
S 22	@ Baltimore Colts	W	20	13	41,252	BMS	J.Tagge	68
S 29	Detroit Lions (Milw)	W	21	19	47,292	CoS	J.Tagge	53
O 6	Buffalo Bills (GB)	L	7	27	56,267	LF	J.Tagge	47
O 13	Los Angeles Rams (Milw)	W	17	6	47,499	CoS	J.Tagge	51
O 21	@ Chicago Bears	L	9	10	50,623	FS	J.Tagge	50
O 27	@ Detroit Lions	L	17	19	51,775	TgS	J.Concannon	63
N 3	Washington Redskins (GB)	L	6	17	56,267	LF	J.Concannon	42
N 10	Chicago Bears (Milw)	W	20	3	46,567	CoS	J.Hadl	49
N 17	@ Minnesota Vikings	W	19	7	47,924	Met	J.Hadl	49
N 24	San Diego Chargers (GB)	W	34	0	56,267	LF	J.Hadl	36
D 1	@ Philadelphia Eagles	L	14	36	42,030	VS	J.Hadl	41
D 8	@ San Francisco 49ers	L	6	7	47,475	CP	J.Hadl	54
D 15	@ Atlanta Falcons	L	3	10	10,020	FCS	J.Hadl	40
				210	206	657,525		
Home: 4-3 (366,426)		Away: 2-5 (291,099)						

Scoring	TD	RU	PA	RT	PAT	FG	S	PTS
Marcol	0	0	0	0	19/19	25/39	0	94
Lane	6	3	3	0			0	36
Brockington	5	5	0	0			0	30
*Odom	3	1	1	1			0	18
Concannon	1	1	0	0			0	6
Ellis	1	0	0	1			0	6
Barr.Smith	1	0	1	0			0	6
Staggers	1	0	0	1			0	6
*Torkelson	1	0	1	0			0	6
Hendricks	0	0	0	0			1	2
Packers	19	10	5	4	19/19	25/39	1	210
Opponents	23	15	3	17/23	17/26	0	206	

Field Goals	1-19	20-29	30-39	40-49	50+
Marcol	3/3	7/7	8/12	6/12	1/5
Packers	3/3	7/7	8/12	6/12	1/5
Opponents	0/0	6/10	4/5	5/11	0/0
Marcol: (19G,50N)(52G,39G)					
(51N,35G,36G,41G,45N,22G)(49N)(32G)					
(34G,33G,36G)(39N,49G)(29G,34N,46G)					
(45G,24G)(43N,28G,42N,31G,19G,18G)					
(22G,27G,47N)(52B)(43G,29G,46N)					
(37B,51B,37N,43G)					
Opponents: (20G,21G)(37G,23G,47N)					
(37G,26G,41G,28G,47N)(48N)(28G,28G)					
(23G)(34G,27B,41G)(40G)(44G,20N,36N)					
(46N)(39G)(44N,42B)(47G)					

	GB	Opp
Total First Downs	214	218
Rushing	87	93
Passing	108	106
Penalty	19	19
Third Downs	48/160	58/163
Efficiency	30.0	35.6
Fourth Downs	0/0	0/0
Efficiency	0.0	0.0
Total Net Yards	3607	3641
Avg. Per Game	257.6	260.1
Total Plays	884	876
Avg. Per Play	4.1	4.2
Net Yards Rushing	1571	1641
Avg. Per Game	112.2	117.2
Total Rushes	482	465
Net Yards Passing	2036	2000
Avg. Per Game	145.4	142.9
Sacked/Yards Lost	17/126	28/254
Gross Yards	2162	2254
Att./Completions	385/187	383/188
Completion Pct.	48.6	49.1
Had Intercepted	21	23
Punts/Average	69/38.4	84/36.6
Net Punting Avg.	69/31.5	84/30.0
Penalties/Yards	55/536	88/715
Fumbles/Ball Lost	25/16	19/12
Touchdowns	19	23
Rushing	10	10
Passing	5	10
Returns	4	3

By Quarter	Q1	Q2	Q3	Q4	OT	Pts
Packers	12	78	59	61	0	210
Opponents	48	61	40	57	0	206

	GB	Opp	Rushing	No	Yds	Avg	Long	TD
Total First Downs	214	218	Brockington	266	883	3.3	33	5
Rushing	87	93	Lane	137	362	2.6	20	3
Passing	108	106	Goodman	20	101	5.1	47	0
Penalty	19	19	*Odom	6	66	11.0	28	1
Third Downs	48/160	58/163	*Torkelson	13	60	4.6	21	0
Efficiency	30.0	35.6	Tagge	18	58	3.2	12	0
Fourth Downs	0/0	0/0	*Barr.Smith	9	19	2.1	4	0
Efficiency	0.0	0.0	Walker	1	18	18.0	18	0
Total Net Yards	3607	3641	Concannon	3	7	2.3	6	1
Avg. Per Game	257.6	260.1	Leigh	1	0	0.0	0	0
Total Plays	884	876	Hadl	8	-3	-0.4	6	0
Avg. Per Play	4.1	4.2	Packers	482	1571	3.3	47	10
Net Yards Rushing	1571	1641	Opponents	465	1641	3.5	27	10
Avg. Per Game	112.2	117.2						
Total Rushes	482	465						

NFC Central	W	L	T	Pct	Pts	DP
Minnesota	10	4	0	.714	310	195
Detroit	7	7	0	.500	256	270
Green Bay	6	8	0	.429	210	206
Chicago	4	10	0	.286	152	279

	GB	Opp	Receiving	No	Yds	Avg	Long	TD
Total First Downs	214	218	Brockington	43	314	7.3	29	0
Rushing	87	93	Lane	34	315	9.3	68	3
Passing	108	106	Staggers	32	450	14.1	63	0
Penalty	19	19	McGeorge	30	440	14.7	51	0
Third Downs	48/160	58/163	Barr.Smith	20	294	14.7	27	1
Efficiency	30.0	35.6	*Odom	15	249	16.6	57	1
Fourth Downs	0/0	0/0	*Payne	5	63	12.6	18	0
Efficiency	0.0	0.0	Goodman	5	19	3.8	12	0
Total Net Yards	3607	3641	*Torkelson	2	10	5.0	8	0
Avg. Per Game	257.6	260.1	Donohoe	1	8	8.0	8	0
Total Plays	884	876	Packers	187	2162	11.6	68	5
Avg. Per Play	4.1	4.2	Opponents	188	2254	12.0	57	10

Interceptions	No	Yds	Avg	Long	TD
Hendricks	5	74	14.8	44	0
Buchanan	4	10	2.5	8	0
Ellis	3	56	18.7	38	1
Matthews	3	41	13.7	32	0
Hill	2	47	23.5	24	0
Hall	2	22	11.0	19	0
Williams	1	23	23.0	23	0
McCoy	1	5	5.0	5	0
Carr	1	0	0.0	0	0
Carter	1	0	0.0	0	0
Packers	23	278	12.1	44	1
Opponents	21	289	13.8	45	1

Punting	No	Yds	Avg	TB	In	Lq	B
*Walker	69	2648	38.4	6	-	58	0
Packers	69	2648	38.4	6	-	58	0
Opponents	84	3046	36.6	7	-	53	2

Punt Returns	Ret	FC	Yds	Avg	Long	TD
Staggers	22	6	222	10.1	68	1
*Odom	15	2	191	12.7	95	1
Ellis	3	0	3	1.0	9	0
Hefner	1	0	0	0.0	0	0
*Torkelson	1	0	0	0.0	0	0
Packers	42	8	416	9.9	95	2
Opponents	48	2	356	7.4	26	0

Kickoff Returns	No	Yds	Avg	Long	TD
*Odom	31	713	23.0	52	0
Leigh	9	201	22.3	30	0
Goodman	4	49	12.3	20	0
Okoniewski	2	11	5.5	11	0
Krause	1	6	6.0	6	0
*Torkelson	1	20	20.0	20	0
Van Valkenberg	1	22	22.0	22	0
Packers	49	1022	20.9	52	0
Opponents	55	1156	21.0	43	0

* - rookie

Primary Starters			
WR	J.Staggers	LE	C.Williams
LT	K.Schuh	RT	M.P.McCoy
	K.Wortman	LT	S.Okoniewski
LG	B.Lueck	DE	D.Pureifery
C	L.McCarren	RE	A.Roche
RG	G.Gillingham	LLB	T.Hendricks
RT	D.Himes	MLB	J.Carter
TE	R.McGeorge	RLB	F.Carr
WR	Barr.Smith	LCB	W.Buchanan
QB	J.Tagge	RCB	K.Ellis
	J.Hadl	SS	A.Matthews
HB	J.Brockington	FS	J.Hill
HB	M.Lane		

Passing	Att	Cmp	Yds	Cmp%	Yds/Att	TD%	Int%	Lg	Sck/Yds	Rtg		
Hadl	184	89	1072	48.4	5.83	3	1.6	8	4.3	68	9/70	54.0
Tagge	146	70	709	47.9	4.86	1	0.7	10	6.8	30	5/35	36.0
Concannon	54	28	381	51.9	7.06	1	1.9	3	5.6	56	3/21	57.7
Lane	1	0	0	0.0	0.00	0	0.0	0	0.0	0	0/0	39.6
Packers	385	187	2162	48.6	5.62	5	1.3	21	5.5	68	17/126	47.6
Opponents	383	188	2254	49.1	5.89	10	2.6	23	6.0	57	28/254	51.2

COMMUNITY
 ADMIN. & CLERICALS
 VETERANS
 DRAFT & FREE AGENTS
 2023 REVIEW
 1974
 LAMBAU FIELD
 MISC.

1975 4-10-0, .286, THIRD (TIE), NFC CENTRAL

Head Coach:	GB	Opp	Attend	Site	Starting QB	Temp	
S 21 Detroit Lions (Milw)	L	16	30	52,613	CoS	J.Hadl	51
S 29 @ Denver Broncos	L	13	23	52,621	MHS	J.Hadl	64
O 5 Miami Dolphins (GB)	L	7	31	56,267	LF	J.Hadl	65
O 12 @ New Orleans Saints	L	19	20	51,371	LSD	J.Hadl	dome
O 19 @ Dallas Cowboys	W	19	17	64,189	TxS	J.Hadl	71
O 26 Pittsburgh Steelers (Milw)	L	13	16	52,815	CoS	J.Hadl	57
N 2 Minnesota Vikings (GB)	L	17	28	56,267	LF	J.Hadl	52
N 9 @ Chicago Bears	L	14	27	48,738	SF	D.Milan	62
N 16 @ Detroit Lions	L	13	17	76,946	PSD	J.Hadl	dome
N 23 New York Giants (Milw)	W	40	14	50,150	CoS	J.Hadl	35
N 30 Chicago Bears (GB)	W	28	7	56,267	LF	J.Hadl	29
D 7 @ Minnesota Vikings	L	3	24	46,147	Met	J.Hadl	32
D 14 @ Los Angeles Rams	L	5	22	66,496	LAC	J.Hadl	61
D 21 Atlanta Falcons (GB)	W	22	13	56,267	LF	J.Hadl	12
		226	285	787,154			

Home: 3-4 (381,646) Away: 1-6 (406,508)

	GB	Opp				
Total First Downs	211	260				
Rushing	84	132				
Passing	112	112				
Penalty	15	16				
Third Downs	58/202	86/219				
Efficiency	28.7	39.3				
Fourth Downs	1/1	3/6				
Efficiency	100.0	50.0				
Total Net Yards	3619	4511				
Avg. Per Game	258.5	322.2				
Total Plays	867	981				
Avg. Per Play	4.2	4.6				
Net Yards Rushing	1547	2339				
Avg. Per Game	110.5	167.1				
Total Rushes	431	580				
Net Yards Passing	2072	2172				
Avg. Per Game	148.0	155.1				
Sacked/Yards Lost	42/328	32/302				
Gross Yards	2400	2474				
Att./Completions	394/212	369/192				
Completion Pct.	53.8	52.0				
Had Intercepted	22	14				
Punts/Average	95/35.8	70/39.7				
Net Punting Avg.	95/32.2	70/32.9				
Penalties/Yards	72/606	72/544				
Fumbles/Ball Lost	31/16	44/27				
Touchdowns	27	32				
Rushing	14	14				
Passing	11	13				
Returns	2	5				
By Quarter	Q1	Q2	Q3	Q4	OT	Pts
Packers	53	64	40	69	0	226
Opponents	64	77	79	65	0	285

	W	L	T	Pct	Pts	DP
NFC Central						
Minnesota	12	2	0	.857	377	180
Detroit	7	7	0	.500	245	262
Chicago	4	10	0	.286	191	379
Green Bay	4	10	0	.286	226	285

	No	Yds	Avg	Long	TD
Receiving					
Payne	58	766	13.2	54	0
*Harrell	34	261	7.7	361	2
Brockington	33	242	7.3	21	1
McGeorge	32	458	14.3	43	1
Bart.Smith	16	140	8.8	33	1
Odum	15	299	19.9	56	4
Barr.Smith	6	77	12.8	20	1
Torkelson	6	37	6.2	12	0
Wells	6	11	1.8	4	0
Tinker	4	84	21.0	351	1
Askson	2	25	12.5	18	0
Packers	212	2400	11.3	56	11
Opponents	192	2474	12.9	581	13

Primary Starters

WR	S.Odom	LE	C.Williams
	K.Payne	LT	M.P.McCoy
LT	E.McMillan	RT	D.Pureifory
LG	B.VanDyke	RE	A.Roche
C	L.McCarren	LLB	T.Toner
RG	P.Matson		G.Weaver
	K.Wortman	MLB	J.Carter
RT	D.Himes	RLB	F.Carr
TE	R.McGeorge	LCB	P.Smith
WR	B.Smith	RCB	K.Ellis
QB	J.Hadl	SS	A.Matthews
HB	J.Brockington	FS	*J.Gray
HB	*W.Harrell		

Scoring	TD	Ru	Pa	Rt	PAT	FG	S	Pts
*Danelo	0	0	0	0	20/23	11/16	0	53
Brockington	8	7	1	0	0	0	0	48
Odum	5	0	4	1	0	0	0	30
Bart.Smith	5	4	1	0	0	0	0	30
*Harrell	3	1	2	0	0	0	0	18
Torkelson	2	2	0	0	0	0	0	12
McCoy	1	0	1	0	0	0	0	6
McGeorge	1	0	1	0	0	0	0	6
Barr.Smith	1	0	1	0	0	0	0	6
Tinker	1	0	1	0	0	0	0	6
Pureifory	0	0	0	0	2/4	0/0	1	4
Marcol	0	0	0	0	0/0	1/1	0	3
Toner	0	0	0	0	0	0	0	2
Packers	27	14	11	2	22/27	12/17	3	226
Opponents	32	14	13	5	30/32	21/31	0	285

Field Goals	1-19	20-29	30-39	40-49	50+
*Danelo	1/1	6/7	2/3	2/5	0/0
Marcol	0/0	1/1	0/0	0/0	0/0
Packers	1/1	7/8	2/3	2/5	0/0
Opponents	3/3	6/7	9/13	3/6	0/2

Danelo: (0)(42N)(45G)(24G,29G)(0)(23G) (28G,35N)(28G,42N)(0)(22G)(48G,44N) (34G,30G,19G,24N)
Marcol: (21G)(0)(0)(0)(0)(0)(0)(0)(0)
Opponents: (28G,18G,47G)(35G,39G,32G) (31G)(46N,44N,36G,20G)(50N,24G) (19G,19G,50N,29G)(47N)(34G,25N,48G) (30N,28G,23G)(0)(37G)(40G,35N,39G,38G) (37N,35N)

Interceptions	No	Yds	Avg	Long	TD
P.Smith	6	97	16.2	61	0
Carr	3	28	9.3	21	0
Matthews	2	42	21.0	40	0
*Gray	1	7	7.0	7	0
Ellis	1	0	0.0	0	0
Toner	1	0	0.0	0	0
Packers	14	174	12.4	61	0
Opponents	22	388	17.6	76	2

Punting	No	Yds	Avg	TB	In	Lg	B
Beverly	66	2482	37.6	4	-	55	0
*Broussard	29	922	31.8	2	-	51	3
Packers	95	3404	35.8	6	-	55	3
Opponents	70	2776	39.7	14	-	67	1

Punt Returns	Ret	FC	Yds	Avg	Long	TD
*Harrell	21	5	136	6.5	25	0
Ellis	6	2	27	4.5	12	0
*Gray	1	0	27	27.0	27	0
Hall	1	0	0	0.0	0	0
Odum	1	0	0	0.0	0	0
Packers	30	7	190	6.3	27	0
Opponents	45	14	221	4.9	31	0

Kickoff Returns	No	Yds	Avg	Long	TD
Odum	42	1034	24.6	93t	1
*Luke	6	91	15.2	21	0
Torkelson	5	89	17.8	22	0
Bart.Smith	4	53	13.3	18	0
*Harrell	3	78	26.0	39	0
Bain	1	10	10.0	10	0
McGeorge	1	17	17.0	17	0
Wells	1	26	26.0	26	0
Packers	63	1398	22.2	93t	1
Opponents	49	1020	20.8	94t	1

Passing	Att	Cmp	Yds	Cmp%	Yds/Att	TD	Int%	Int	In%	Lg	Sck/Yds	Rtng
Hadl	353	191	2095	54.1	5.93	6	17	21	5.9	54	35/284	52.8
Milan	32	15	181	46.9	5.66	1	3.1	1	3.1	56	7/44	62.1
*Harrell	5	3	61	60.0	12.20	3	60.0	0	0.0	24	0/0	142.5
*Brown	4	3	63	75.0	15.75	1	25.0	0	0.0	27	0/0	156.3
Packers	394	212	2400	53.8	6.09	11	2.8	22	5.6	56	42/328	58.3
Opponents	369	192	2474	52.0	6.70	13	3.5	14	3.8	58t	32/302	69.3

* — rookie

COMMUNITY
ADMIN. & COACHES
VETERANS
DRAFT & FREE AGENTS
REVIEW
2023
1975

LAMBEAU FIELD

MISC.

5-9-0, .357, FOURTH, NFC CENTRAL 1976

Head Coach:	Bart Starr	GB	Opp	Attend	Site	Starting QB	Temp
S 12	San Francisco 49ers (GB)	L	14	26	54,628	LF	L.Dickey 83
S 19	@ St. Louis Cardinals	L	0	29	48,842	BuS	B.Dickey 85
S 26	@ Cincinnati Bengals	L	7	28	44,103	RvS	L.Dickey 65
O 3	Detroit Lions (GB)	W	24	14	55,041	LF	L.Dickey 72
O 10	Seattle Seahawks (Milw)	W	27	20	54,983	CoS	L.Dickey 55
O 17	Philadelphia Eagles (GB)	W	28	13	55,398	LF	L.Dickey 42
O 24	@ Oakland Raiders	L	14	18	52,232	OC	L.Dickey 62
O 31	@ Detroit Lions	L	6	27	74,992	PSD	L.Dickey dome
N 7	New Orleans Saints (Milw)	W	32	27	52,936	CoS	L.Dickey 31
N 14	@ Chicago Bears	L	13	24	52,907	SF	L.Dickey 34
N 21	Minnesota Vikings (Milw)	L	10	17	53,104	CoS	C.Brown 33
N 28	Chicago Bears (GB)	L	10	16	56,267	LF	C.Brown 6
D 5	@ Minnesota Vikings	L	9	20	43,700	Met	C.Brown 20
D 12	@ Atlanta Falcons	W	24	20	23,436	FCS	R.Johnson 55
			218	299	722,569		

Home: 4-3 (382,357) Away: 1-6 (340,212)

Scoring	TD	Ru	Pa	Ret	PAT	FG	S	PTS
Marcol	0	0	0	0	24/27	10/19	0	54
B.Smith	5	5	0	0			0	30
Harrell	4	3	1	0			0	24
Payne	4	0	4	0			0	24
Brockington	2	2	0	0			0	12
Odom	2	2	0	0			0	12
Torkelson	2	2	0	0			0	12
Askson	1	0	1	0			0	6
Carr	1	0	1	0			0	6
Dickey	1	1	0	0			0	6
Gray	1	0	1	0			0	6
Johnson	1	1	0	0			0	6
McGeorge	1	0	1	0			0	6
O.Smith	1	0	1	0			0	6
Taylor	1	1	0	0			0	6
Packers	27	15	10	2	24/27	10/19	1	218
Opponents	34	17	13	4	29/33	22/33	0	299

	GB	Opp	Rushing	No	Yds	Avg	Long	TD
Total First Downs	210	262	Harrell	130	435	3.3	56	3
Rushing	99	132	Brockington	117	406	3.5	29	2
Passing	94	107	B.Smith	97	355	3.7	16	5
Penalty	17	23	Torkelson	88	289	3.3	15	2
Third Downs	79/223	77/212	Odom	4	78	19.5	28	0
Efficiency	35.4	36.3	Brown	12	49	4.1	21	0
Fourth Downs	1/2	1/1	Taylor	14	47	3.4	17	1
Efficiency	50.0	100.0	Johnson	5	25	5.0	11	1
Total Net Yards	3452	4123	Dickey	11	19	1.7	12	1
Avg. Per Game	246.6	294.5	Osborn	6	16	2.7	6	0
Total Plays	883	943	Zimmerman	1	3	3.0	3	0
Avg. Per Play	3.9	4.4	Packers	485	1722	3.6	56	15
Net Yards Rushing	1722	2288	Opponents	546	2288	4.2	59	17
Avg. Per Game	123.0	163.4						
Total Rushes	485	546						
Net Yards Passing	1730	1835						
Avg. Per Game	123.6	131.1						
Sacked/Yards Lost	41/375	43/357						
Gross Yards	2105	2192						
Att./Completions	357/164	354/196						
Completion Pct.	45.9	55.4						
Had Intercepted	22	11						
Punts/Average	84/36.6	77/38.5						
Net Punting Avg.	84/32.2	77/31.5						
Penalties/Yards	87/811	104/914						
Fumbles/Ball Lost	37/23	27/15						
Touchdowns	27	34						
Rushing	15	17						
Passing	10	13						
Returns	2	4						

NFC Central	W	L	T	Pct	Pts	OP
Minnesota	11	2	1	.821	305	176
Chicago	7	7	0	.500	253	216
Detroit	6	8	0	.429	262	220
Green Bay	5	9	0	.357	218	299

Receiving	No	Yds	Avg	Long	TD
Payne	33	467	14.2	57	4
McGeorge	24	278	11.6	28	1
Odom	23	456	19.8	66	2
O.Smith	20	364	18.2	47	1
Torkelson	19	140	7.4	31	0
Harrell	17	201	11.8	69	1
B.Smith	11	88	8.0	35	0
Brockington	11	49	4.5	20	0
Hall	2	21	10.5	18	0
Taylor	1	18	18.0	18	0
Zimmerman	1	13	13.0	13	0
*Jackson	1	8	8.0	8	0
Askson	1	2	2.0	2	0
Packers	164	2105	12.8	69	10
Opponents	196	2192	11.2	88	13

Field Goals	1-19	20-29	30-39	40-49	50+
Marcol	1/1	3/3	4/8	2/5	0/2
Packers	1/1	3/3	4/8	2/5	0/2
Opponents	1/1	6/7	8/11	7/13	0/1
Marcol:	(30N)(0)(35G,40N)(0)(53B)(39G,37G)				
	(38G,32N)(37N,19G,27G)(23G)(45G,40N,31N)				
	(50N,24G)(48N,40G)				
Opponents:	(35N)(28G,41G,32G,30G,47N,26G)				
	(40N,45B,50N,38B)(22B)(48G,44G,46B)				
	(26G,26G)(0)(34G,43N,39G)(30G,32G)				
	(46G)(41G,49B,33B)(40G,22G,25G)(34G,30G)				
	(19G,44G)				

Interceptions	No	Yds	Avg	Long	TD
Gray	4	101	25.3	67	1
Luke	2	30	15.0	15	0
Buchanon	2	28	14.0	22	0
Toner	1	28	28.0	28	0
Carr	1	10	10.0	10	1
P.Smith	1	0	0.0	0	0
Packers	11	197	17.9	67	2
Opponents	22	362	16.5	67	2

Punting	No	Yds	Avg	TB	In	Lg	B
Beverly	83	3074	37.0	5	17	60	1
Packers	84	3074	36.6	5	17	60	1
Opponents	77	2966	38.5	12	12	57	0

Punt Returns	Ret	FC	Yds	Avg	Long	TD
Gray	37	7	307	8.3	27	0
Harrell	3	1	-7	-2.3	1	0
Packers	40	8	300	7.5	27	0
Opponents	48	10	268	5.6	19	0

Kickoff Returns	No	Yds	Avg	Long	TD
Odom	29	610	21.0	88	0
*M.C.McCoy	18	457	25.4	65	0
Torkelson	6	123	20.5	29	0
Hyland	3	31	10.3	11	0
Osborn	3	19	6.3	10	0
Taylor	3	59	19.7	23	0
Gray	1	23	23.0	23	0
O.Smith	1	12	12.0	12	0
*Wagner	1	27	27.0	27	0
Packers	65	1361	20.9	88	0
Opponents	44	784	17.8	59	0

Primary Starters

WR	S.Odom	LE	C.Williams
LT	*M.Koncar	LT	M.P.McCoy
LG	B.Van Dyke	RT	D.Pureifory
C	L.McCarren		A.Roller
RG	G.Gillingham	RE	D.Roche
RT	D.Himes	LLB	G.Weaver
TE	R.McGeorge	MLB	D.Hansen
WR	K.Payne	RLB	F.Carr
QB	L.Dickey	LCB	W.Buchanon
HB	J.Brockington	RCB	P.Smith
HB	E.Torkelson	SS	S.Luke
		FS	J.Gray

Passing	Att	Cmp	Yds	Cmp%	Yds/Att	TD	TD%	Int	Int%	LG	Sck/Yds	Ring
Dickey	243	115	1465	47.3	6.03	7	2.9	14	5.8	69	28/279	52.2
Brown	74	26	333	35.1	4.50	2	2.7	6	8.1	47	10/66	25.3
Johnson	35	21	249	60.0	7.11	0	0.0	1	2.9	45	2/23	69.8
Harrell	4	1	40	25.0	10.00	1	25.0	1	25.0	40	1/7	68.8
Beverly	1	1	18	100.0	18.00	0	0.0	0	0.0	18	0/0	118.8
Packers	357	164	2105	45.9	5.90	10	2.8	22	6.2	69	41/375	48.6
Opponents	354	196	2192	55.4	6.19	13	3.7	11	3.1	88	43/357	73.3

* — rookie

COMMUNITY
 ADMIN. & COACHES
 VETERANS
 DRAFT & FREE AGENTS
 2023 REVIEW
 1976
 LAMBEAU FIELD
 MISC.

1977 4-10-0, .286, FOURTH, NFC CENTRAL

Head Coach:	GB	Opp	Attend	Site	Starting QB	Temp
S 18 @ New Orleans Saints	W	24	20	56,250	LSD	L.Dickey dome
S 25 Houston Oilers (GB)	L	10	16	55,071	LF	L.Dickey 71
O 2 @ Minnesota Vikings	L	7	19	47,143	Met	L.Dickey 57
O 9 Cincinnati Bengals (Milw)	L	7	17	53,653	CoS	L.Dickey 49
O 16 @ Detroit Lions	L	6	10	78,452	PSD	L.Dickey dome
O 23 @ Tampa Bay Buccaneers	W	13	0	47,635	TaS	L.Dickey 80
O 30 Chicago Bears (GB)	L	0	26	56,002	LF	L.Dickey 52
N 6 @ Kansas City Chiefs	L	10	20	62,687	ArS	L.Dickey 58
N 13 Los Angeles Rams (Milw)	L	6	24	52,948	CoS	L.Dickey 40
N 21 @ Washington Redskins	L	9	10	51,498	RFK	D.Whitehurst 56
N 27 Minnesota Vikings (GB)	L	6	13	56,267	LF	D.Whitehurst 26
D 4 Detroit Lions (GB)	W	10	9	56,267	LF	D.Whitehurst 10
D 11 @ Chicago Bears	L	10	21	33,557	SF	D.Whitehurst 10
D 18 San Francisco 49ers (Milw)	W	16	14	44,902	CoS	D.Whitehurst 40
		134	219	752,332		

Home: 2-5 (375,110) Away: 2-5 (377,222)

	GB	Opp				
Total First Downs	195	261				
Rushing	81	140				
Passing	91	105				
Penalty	23	16				
Third Downs	66/209	89/211				
Efficiency	31.6	42.2				
Fourth Downs	0/0	0/0				
Efficiency	0.0	0.0				
Total Net Yards	3212	4033				
Avg. Per Game	229.4	288.1				
Total Plays	828	938				
Avg. Per Play	3.9	4.3				
Net Yards Rushing	1464	2314				
Avg. Per Game	104.6	165.3				
Total Rushes	469	582				
Net Yards Passing	1748	1719				
Avg. Per Game	124.9	122.8				
Sacked/Yards Lost	32/265	37/323				
Gross Yards	2013	2042				
Att./Completions	327/164	319/186				
Completion Pct.	50.2	58.3				
Had Intercepted	21	13				
Punts/Average	86/39.4	76/36.5				
Net Punting Avg.	86/33.7	76/31.0				
Penalties/Yards	82/690	101/799				
Fumbles/Ball Lost	24/9	27/11				
Touchdowns	14	27				
Rushing	5	16				
Passing	6	10				
Returns	3	1				
By Quarter	Q1	Q2	Q3	Q4	OT	Pts
Packers	53	49	22	10	0	134
Opponents	44	76	21	78	0	219

Primary Starters

WR	S.Odom	LE	*M.Butler
LT	M.Koncar	LT	D.Roller
LG	S.Knutson	RT	D.Purefory
	D.Havig	RE	R.Barber
C	L.McCarren	LLB	T.Toner
RG	M.Jackson		G.Weaver
RT	D.Himes	MLB	J.Carter
TE	R.McGeorge	RLB	F.Carr
WR	O.Smith	LCB	W.Buchanan
QB	L.Dickey	RCB	M.C.McCoy
	*D.Whitehurst	SS	S.Luke
RB	E.Torkelson	FS	J.Gray
FB	Ba.Smith		

	GB	Opp	Rushing	No	Yds	Avg	Long	TD
Total First Downs	195	261	Ba.Smith	166	554	3.3	11	2
Rushing	81	140	Torkelson	103	309	3.0	29	1
Passing	91	105	*Simpson	60	204	3.4	40	0
Penalty	23	16	Harrell	60	140	2.3	9	1
Third Downs	66/209	89/211	*Middleton	35	97	2.8	16	0
Efficiency	31.6	42.2	*Whitehurst	14	55	3.9	19	1
Fourth Downs	0/0	0/0	*Culbreath	12	53	4.4	18	0
Efficiency	0.0	0.0	Brockington	11	25	2.3	8	0
Total Net Yards	3212	4033	Dickey	5	24	4.8	10	0
Avg. Per Game	229.4	288.1	Odum	1	6	6.0	6	0
Total Plays	828	938	Beverly	2	-3	-1.5	0	0
Avg. Per Play	3.9	4.3	Packers	469	1464	3.1	40	5
Net Yards Rushing	1464	2314	Opponents	582	2314	4.0	58	16
Avg. Per Game	104.6	165.3						
Total Rushes	469	582						

NFC Central	W	L	T	Pct	Pts	DP
Minnesota	9	5	0	.643	231	227
Chicago	9	5	0	.643	255	253
Detroit	6	8	0	.429	183	252
Green Bay	4	10	0	.286	134	219
Tampa Bay	2	12	0	.143	103	223

	GB	Opp	Receiving	No	Yds	Avg	Long	TD
Total First Downs	195	261	Ba.Smith	37	340	9.2	42	1
Rushing	81	140	Odum	27	549	20.3	95t	3
Passing	91	105	O.Smith	22	357	16.2	41	0
Penalty	23	16	Harrell	19	194	10.2	48	0
Third Downs	66/209	89/211	McGeorge	17	142	8.4	18	1
Efficiency	31.6	42.2	Torkelson	11	107	9.7	14	0
Fourth Downs	0/0	0/0	Vataha	10	109	10.9	20	0
Efficiency	0.0	0.0	Payne	7	99	14.1	45	1
Total Net Yards	3212	4033	*Simpson	5	19	3.8	14	0
Avg. Per Game	229.4	288.1	Askson	2	51	25.5	34	0
Total Plays	828	938	Thompson	2	12	6.0	14	0
Avg. Per Play	3.9	4.3	*Culbreath	2	6	3.0	5	0
Net Yards Rushing	1464	2314	Brockington	2	1	0.5	6	0
Avg. Per Game	104.6	165.3	*Middleton	1	27	27.0	27	0
Total Rushes	469	582	Packers	164	2013	12.3	95t	6
Net Yards Passing	1748	1719	Opponents	186	2042	11.0	59t	10
Avg. Per Game	124.9	122.8						
Sacked/Yards Lost	32/265	37/323						
Gross Yards	2013	2042						
Att./Completions	327/164	319/186						
Completion Pct.	50.2	58.3						
Had Intercepted	21	13						

	GB	Opp	Punting	No	Yds	Avg	TD	Int	LG	B
Total First Downs	195	261	Beverly	85	3391	39.9	9	16	59	1
Rushing	81	140	Packers	86	3391	39.4	9	16	59	1
Passing	91	105	Opponents	76	2776	36.5	5	17	57	2
Penalty	23	16								
Third Downs	66/209	89/211								
Efficiency	31.6	42.2								
Fourth Downs	0/0	0/0								
Efficiency	0.0	0.0								
Total Net Yards	3212	4033								
Avg. Per Game	229.4	288.1								
Total Plays	828	938								
Avg. Per Play	3.9	4.3								
Net Yards Rushing	1464	2314								
Avg. Per Game	104.6	165.3								
Total Rushes	469	582								
Net Yards Passing	1748	1719								
Avg. Per Game	124.9	122.8								
Sacked/Yards Lost	32/265	37/323								
Gross Yards	2013	2042								
Att./Completions	327/164	319/186								
Completion Pct.	50.2	58.3								
Had Intercepted	21	13								

Scoring	TD	Ru	Pa	Rt	PAT	FG	S	Pts
Marcol	0	0	0	0	11/14	13/21	0	50
Odum	3	0	3	0	0	0	0	18
Ba.Smith	3	2	1	0	0	0	0	18
Harrell	2	1	0	1	0	0	0	12
Buchanan	1	0	0	1	0	0	0	6
McGeorge	1	0	1	0	0	0	0	6
*Middleton	1	0	0	1	0	0	0	6
Payne	1	0	1	0	0	0	0	6
Torkelson	1	1	0	0	0	0	0	6
*Whitehurst	1	1	0	0	0	0	0	6
Packers	14	5	6	3	11/14	13/21	0	134
Opponents	27	16	10	2	22/26	11/23	1	219

Field Goals	1-19	20-29	30-39	40-49	50+
Marcol	2/2	2/3	4/8	5/6	0/2
Packers	2/2	2/3	4/8	5/6	0/2
Opponents	0/0	5/8	5/7	1/7	0/1
Marcol:	(19G)(34G)(53N)(36N)(21G,32G)				
	(31N,40G,44G)(50N,31G)(39N)(40G,42G,44G)(37G)(19G)(24G,45N,31N,28N)				
Opponents:	(1)(42N,32G)(1)(36N,32G)				
	(23G,44B,29N,35N,29N)(51N)(47G,20G)				
	(23G,22G)(48N,32G,41N)(35G,47B)(21G,31G)(44N)(29N)				

	GB	Opp	Interceptions	No	Yds	Avg	Long	TD
Total First Downs	195	261	Luke	4	9	2.3	7	0
Rushing	81	140	McCoy	4	2	0.5	2	0
Passing	91	105	Buchanan	2	41	20.5	29t	1
Penalty	23	16	Carr	1	15	15.0	15	0
Third Downs	66/209	89/211	Gray	1	12	12.0	12	0
Efficiency	31.6	42.2	Toner	1	10	10.0	10	0
Fourth Downs	0/0	0/0	Packers	13	89	6.8	29t	1
Efficiency	0.0	0.0	Opponents	21	349	16.6	95t	1
Total Net Yards	3212	4033						
Avg. Per Game	229.4	288.1						
Total Plays	828	938						
Avg. Per Play	3.9	4.3						
Net Yards Rushing	1464	2314						
Avg. Per Game	104.6	165.3						
Total Rushes	469	582						
Net Yards Passing	1748	1719						
Avg. Per Game	124.9	122.8						
Sacked/Yards Lost	32/265	37/323						
Gross Y								

8-7-1, .531, SECOND, NFC CENTRAL 1978

Head Coach: Bart Starr		GB	Opp	Attend	Site	Starting QB	Temp
S 3	@ Detroit Lions	W 13	7	51,187	PSD	D.Whitehurst	85
S 10	New Orleans Saints (Milw)	W 28	17	54,336	CoS	D.Whitehurst	85
S 17	Oakland Raiders (GB)	L 3	28	55,903	LF	D.Whitehurst	65
S 24	@ San Diego Chargers	W 24	3	42,755	SDS	D.Whitehurst	102
O 1	Detroit Lions (Milw)	W 35	14	54,601	CoS	D.Whitehurst	62
O 8	Chicago Bears (GB)	W 24	14	56,267	LF	D.Whitehurst	48
O 15	Seattle Seahawks (Milw)	W 45	28	52,712	CoS	D.Whitehurst	42
O 22	@ Minnesota Vikings	L 7	21	47,411	Met	D.Whitehurst	46
O 29	Tampa Bay Buccaneers (GB)	W 9	7	55,108	LF	D.Whitehurst	50
N 5	@ Philadelphia Eagles	L 3	10	64,214	VS	D.Whitehurst	64
N 12	Dallas Cowboys (Milw)	L 14	42	55,256	CoS	D.Whitehurst	42
N 19	@ Denver Broncos	L 3	16	74,965	MHS	D.Whitehurst	35
N 26	Minnesota Vikings (GB)	+T 10	10	51,737	LF	D.Whitehurst	30
D 3	@ Tampa Bay Buccaneers	W 17	7	67,574	TS	D.Whitehurst	83
D 10	@ Chicago Bears	L 0	14	34,306	SF	D.Whitehurst	15
D 17	@ Los Angeles Rams	L 14	31	42,500	LAC	D.Whitehurst	58
		249	269	861,012			
Home: 5-2-1 (435,920)		Away: 3-5 (425,092)		+ — overtime			

Scoring	TD	Ru	Pa	Rt	PAT	FG	S	PTS
Middleton	12	11	1	0		0	72	0
Marcol	0	0	0	0	30/30	11/19	0	63
*Lofton	6	0	6	0		0	36	0
Smith	4	4	0	0		0	24	0
Odom	2	0	1	1		0	12	0
Thompson	2	0	2	0		0	12	0
Buchanan	1	0	0	1		0	6	0
*Landers	1	0	0	1		0	6	0
Luke	1	0	0	1		0	6	0
McGeorge	1	0	1	0		0	6	0
Whitehurst	1	1	0	0		0	6	0
Packers	31	16	11	4	30/30	11/19	0	249
Opponents	36	19	16	1	36/36	5/18	1	269

Field Goals	1-19	20-29	30-39	40-49	50+
Marcol	2/2	3/5	2/5	4/6	0/1
Packers	2/2	3/5	2/5	4/6	0/1
Opponents	1/1	2/4	1/6	1/7	0/0

Marcol: (41G,23G)(51N)(34G)(28N,37G)
 (41N)(41G)(22G)(38N,48G)(42G,32N)(19G,35N,27N)(19G,40N)(27G)(0)

Opponents: (37G,42N)(26N)(43G)(44N)(45N)(35N)(47N,35N)(27G,38N)(33N)(19G,32N,21N)(40N)(41N)(24G)

Interceptions	No	Yds	Avg	Long	TD
Buchanan	9	93	10.3	77t	1
*Anderson	5	27	5.4	12	0
Gray	3	66	22.0	66	0
McCoy	3	34	11.3	23	0
*Hood	3	18	6.0	18	0
Luke	2	91	45.5	63t	1
*Hunt	1	10	10.0	10	0
Barzilauskas	1	5	5.0	5	0
Packers	27	344	12.7	77t	2
Opponents	18	262	14.6	44t	1

Punting	No	Yds	Avg	TB	In	Lg	B
Beverly	106	3759	35.5	9	20	57	0
Packers	106	3759	35.5	9	20	57	0
Opponents	90	3411	37.9	7	23	61	1

Punt Returns	Ret	FC	Yds	Avg	Long	TD
Odom	33	7	298	9.0	48	0
Gray	11	6	95	8.6	22	0
*Sampson	1	0	0	0.0	0	0
Tullis	1	0	0	0.0	0	0
Packers	46	13	393	8.5	48	0
Opponents	51	22	286	5.6	16	0

Kickoff Returns	No	Yds	Avg	Long	TD
Odom	25	677	27.1	95t	1
Thompson	6	124	20.7	31	0
Wagner	6	84	14.0	17	0
Culbreath	4	58	14.5	20	0
*Hood	3	74	24.7	26	0
Gueno	1	9	9.0	9	0
E.Johnson	1	14	14.0	14	0
*Landers	1	0	0.0	0	0
*Lofton	1	0	0.0	0	0
McGeorge	1	0	0.0	0	0
Middleton	1	22	22.0	22	0
*Sampson	1	23	23.0	23	0
Smith	1	0	0.0	0	0
Packers	52	1085	20.9	95t	1
Opponents	52	1015	19.5	32	0

	GB	Opp	Rushing	No	Yds	Avg	Long	TD
Total First Downs	226	302	Middleton	284	1116	3.9	76t	11
Rushing	105	137	Smith	154	567	3.7	33	4
Passing	101	143	Culbreath	30	92	3.1	15	0
Penalty	20	22	Whitehurst	28	67	2.4	18	1
Third Downs	66/226	102/269	Simpson	27	58	2.1	11	0
Efficiency	29.2	37.9	*Landers	7	40	5.7	10	0
Fourth Downs	0/0	0/0	B.Douglass	4	27	6.8	17	0
Efficiency	0.0	0.0	Thompson	4	25	6.3	13	0
Possession Avg.	28:02	31:58	Torkelson	6	18	3.0	6	0
Total Net Yards	4107	4963	*Lofton	3	13	4.3	15	0
Avg. Per Game	256.7	310.2	Beverly	1	0	0.0	0	0
Total Plays	944	1131	*Sproul	2	0	0.0	0	0
Avg. Per Play	4.4	4.4	Packers	550	2023	3.7	76t	16
Net Yards Rushing	2023	2439	Opponents	620	2439	3.9	33t	19
Avg. Per Game	126.4	152.4						
Total Rushes	550	620						
Net Yards Passing	2084	2524						
Avg. Per Game	130.3	157.8						
Sacked/Yards Lost	37/274	48/386						
Gross Yards	2358	2910						
Att./Completions	357/180	463/254						
Completion Pct.	50.4	54.9						
Had Intercepted	18	27						
Punts/Average	106/35.5	90/37.9						
Net Punting Avg.	106/31.1	90/32.0						
Penalties/Yards	99/776	116/949						
Fumbles/Ball Lost	35/24	40/20						
Touchdowns	31	36						
Rushing	16	19						
Passing	11	16						
Returns	4	1						

By Quarter	Q1	Q2	Q3	Q4	OT	Pts
Packers	77	58	66	48	0	249
Opponents	20	84	83	82	0	269

NFC Central	W	L	T	Pct	Pts	QP
Minnesota	8	7	1	.531	294	306
Green Bay	8	7	1	.531	249	269
Detroit	7	9	0	.438	290	300
Chicago	7	9	0	.438	253	274
Tampa Bay	5	11	0	.313	241	259

Receiving	No	Yds	Avg	Long	TD
*Lofton	46	818	17.8	58t	6
Smith	37	256	6.9	24	0
Middleton	34	332	9.8	50	1
Thompson	26	527	20.3	57	2
McGeorge	23	247	10.7	25	1
Culbreath	7	78	11.1	19	0
Odom	4	60	15.0	18t	1
Torkelson	2	36	18.0	31	0
Simpson	1	4	4.0	4	0
Packers	180	2358	13.1	58t	11
Opponents	254	2910	11.5	53	16

* — rookie

Primary Starters

WR	*J.Lofton	LE	M.Butler
LT	T.Stokes	LT	D.Roller
LG	D.Gofourth	RT	C.Barzilauskas
C	L.McCarren	RE	E.Johnson
RG	M.Jackson	LLB	G.Weaver
RT	G.Koch	MLB	*M.Hunt
TE	R.McGeorge	RLB	*J.Anderson
WR	A.Thompson	LCB	W.Buchanan
QB	D.Whitehurst	RCB	M.C.McCoy
RB	T.Middleton	SS	S.Luke
FB	B.Smith	FS	J.Gray

Passing	Att	Cmp	Yds	Cmp%	Yds/Att	TD	TD%	Int	Int%	LG	Sck/Yds	Rtng
Whitehurst	328	168	2093	51.2	6.38	10	3.0	17	5.2	58t	35/258	59.9
*Sproul	13	5	87	38.5	6.69	0	0.0	0	0.0	25	1/7	62.0
B.Douglass	12	5	90	41.7	7.50	1	8.3	1	8.3	30	1/9	61.1
Beverly	2	2	88	100.0	44.00	0	0.0	0	0.0	57	0/0	118.8
Lofton	2	0	0	0.0	0.00	0	0.0	0	0.0	0	0/0	39.6
Packers	357	180	2358	50.4	6.61	11	3.1	18	5.0	58t	37/274	60.9
Opponents	463	254	2910	54.9	6.29	16	3.5	27	5.8	53	48/386	61.2

COMMUNITY

ADMIN. & COACHES

VETERANS

DRAFT & FREE AGENTS

2023 REVIEW

1978

LAMBEAU FIELD

MISC.

1979 5-11-0, .313, FOURTH, NFC CENTRAL

Head Coach:	Bart Starr	GB	Opp	Attend	Site	Starting QB	Temp
S 2 @ Chicago Bears	L 3	6	56,515	SF	D.Whitehurst	77	
S 9 New Orleans Saints (Milw)	W 28	19	53,184	CoS	D.Whitehurst	66	
S 16 Tampa Bay Buccaneers (GB)	L 10	21	55,498	LF	D.Whitehurst	72	
S 23 @ Minnesota Vikings	+L 21	27	46,524	Met	D.Whitehurst	60	
O 1 New England Patriots (GB)	W 27	14	52,842	LF	D.Whitehurst	54	
O 7 @ Atlanta Falcons	L 7	25	56,184	FGS	D.Whitehurst	70	
O 14 Detroit Lions (Milw)	W 24	16	53,930	CoS	D.Whitehurst	56	
O 21 @ Tampa Bay Buccaneers	L 3	21	67,186	TaS	D.Whitehurst	83	
N 28 @ Miami Dolphins	L 7	27	47,741	OB	D.Whitehurst	79	
N 4 New York Jets (GB)	L 22	27	54,201	LF	D.Whitehurst	44	
N 11 Minnesota Vikings (Milw)	W 19	7	52,706	CoS	D.Whitehurst	33	
N 18 @ Buffalo Bills	L 12	19	39,679	RIS	D.Whitehurst	47	
N 25 Philadelphia Eagles (GB)	L 10	21	50,023	LF	D.Whitehurst	40	
D 2 @ Washington Redskins	L 21	38	51,682	RFK	L.Dickey	42	
D 9 Chicago Bears (GB)	L 14	15	54,207	LF	L.Dickey	35	
D 15 @ Detroit Lions	W 18	13	57,376	PSD	L.Dickey	dome	
		246	316	849,478			

Home: 4-4 (426,591) Away: 1-7 (422,887) + — overtime

	GB	Opp
Total First Downs	279	327
Rushing	121	162
Passing	133	146
Penalty	25	19
Third Downs	85/224	114/248
Efficiency	37.9	46.0
Fourth Downs	0/0	0/0
Efficiency	0.0	0.0
Possession Avg.	27:50	32:10
Total Net Yards	4542	5647
Avg. Per Game	283.9	352.9
Total Plays	974	1114
Avg. Per Play	4.7	5.1
Net Yards Rushing	1861	2885
Avg. Per Game	116.3	180.3
Total Rushes	483	639
Net Yards Passing	2681	2762
Avg. Per Game	167.6	172.6
Sacked/Yards Lost	47/376	35/279
Gross Yards	3057	3041
Att./Completions	444/240	440/249
Completion Pct.	54.1	56.6
Had Intercepted	22	18
Punts/Average	69/40.4	64/39.3
Net Punting Avg.	69/34.8	64/34.3
Penalties/Yards	93/681	106/912
Fumbles/Ball Lost	37/22	30/14
Touchdowns	31	37
Rushing	14	14
Passing	15	21
Returns	2	2

By Quarter	Q1	Q2	Q3	Q4	OT	Pts
Packers	35	99	64	48	0	246
Opponents	61	90	68	91	6	316

Primary Starters

WR	J.Lofton	LE	M.Buttler
LT	M.Koncar	LT	E.Edwards
LG	D.Gofourth		T.Jones
C	L.McCarren	RT	*C.Johnson
RG	L.Harris	RE	E.Johnson
RT	G.Koch		R.Barber
TE	P.Coffman	LLB	G.Weaver
WR	A.Thompson	MLB	*R.Wingo
QB	D.Whitehurst	RLB	M.Douglass
RB	T.Middleton	LOB	E.Hood
FB	E.Torkelson	RCB	M.C.McCoy
	B.Smith	FS	J.Gray
		SS	S.Luke

	GB	Opp	Rushing	No	Yds	Avg	Long	TD
Total First Downs	279	327	Middleton	131	495	3.8	28	2
Rushing	121	162	Torkelson	98	401	4.1	15	3
Passing	133	146	*Atkins	42	239	5.7	60	1
Penalty	25	19	Simpson	66	235	3.6	22	1
Third Downs	85/224	114/248	Smith	57	201	3.5	23	3
Efficiency	37.9	46.0	Patton	37	134	3.6	14	0
Fourth Downs	0/0	0/0	Whitehurst	18	73	4.1	17	4
Efficiency	0.0	0.0	Landers	17	41	2.4	14	0
Possession Avg.	27:50	32:10	*Ivery	3	24	8.0	11	0
Total Net Yards	4542	5647	Wagner	1	16	16.0	16	0
Avg. Per Game	283.9	352.9	Dickey	5	13	2.6	8	0
Total Plays	974	1114	Culbreath	5	8	1.6	6	0
Avg. Per Play	4.7	5.1	Lofton	1	-1	-1.0	-1	0
Net Yards Rushing	1861	2885	A.Thompson	2	-18	-9.0	-7	0
Avg. Per Game	116.3	180.3	Packers	483	1861	3.9	60	14
Total Rushes	483	639	Opponents	639	2885	4.5	80	14

NFC Central	W	L	T	Pct	Pts	OP
Tampa Bay	10	6	0	.625	273	237
Chicago	10	6	0	.625	306	249
Minnesota	7	9	0	.438	259	337
Green Bay	5	11	0	.313	246	316
Detroit	2	14	0	.125	219	365

	No	Yds	Avg	Long	TD
Receiving					
Coffman	56	711	12.7	78T	4
Lofton	54	968	17.9	52	4
A.Thompson	25	395	15.8	50	3
Smith	19	155	8.2	22	1
Torkelson	19	139	7.3	14	0
Middleton	18	155	8.6	29	1
Simpson	11	46	4.2	10	0
Tullis	10	173	17.3	52T	1
*Atkins	10	89	8.9	19	0
*Cassidy	6	102	17.0	23	0
Patton	6	41	6.8	9	0
Landers	5	60	12.0	55T	1
Gueno	1	23	23.0	23	0
Packers	240	3057	12.7	78T	15
Opponents	249	3041	12.2	50T	21

* — rookie

	Yds	Cmp	Att	Cmp%	Yds/Att	TD	TD%	Int	Int%	Lg	Sck/Yds	Rtg
Whitehurst	322	179	2247	55.6	6.98	10	3.1	18	5.6	78T	32/256	64.5
Dickey	119	60	787	50.4	6.61	5	4.2	4	3.4	52T	15/120	71.7
Beverly	2	1	23	50.0	11.50	0	0.0	0	0.0	23	0/0	91.7
Lofton	1	0	0	0.0	0.00	0	0.0	0	0.0	0	0/0	39.6
Packers	444	240	3057	54.1	6.89	15	3.4	22	5.0	78T	47/376	66.4
Opponents	440	249	3041	56.6	6.91	21	4.8	18	4.1	50T	35/279	76.9

Scoring	TD	Ru	Pa	Rt	PAT	FG	S	Pts
Birney	0	0	0	0	7/10	7/9	0	28
Marcol	0	0	0	0	16/18	4/10	0	28
Coffman	4	0	4	0	0	0	0	24
Lofton	4	0	4	0	0	0	0	24
Smith	4	3	1	0	0	0	0	24
A.Thompson	4	0	3	1	0	0	0	24
Whitehurst	4	4	0	0	0	0	0	24
Middleton	3	2	1	0	0	0	0	18
Torkelson	3	3	0	0	0	0	0	18
*Atkins	1	1	0	0	0	0	0	6
Butler	1	0	0	1	0	0	0	6
Landers	1	0	1	0	0	0	0	6
Simpson	1	1	0	0	0	0	0	6
Tullis	1	0	1	0	0	0	0	6
Anderson	0	0	0	0	1/2	1/1	0	4
Packers	31	14	15	2	24/30	12/20	0	246
Opponents	37	14	21	2	32/35	20/33	1	316

Field Goals	1-19	20-29	30-39	40-49	50+
Marcol	0/0	1/2	2/5	1/3	0/0
Birney	0/0	3/3	2/2	2/3	0/1
Anderson	0/0	0/0	1/1	0/0	0/0
Packers	0/0	4/5	5/8	3/6	0/1
Opponents	1/2	6/8	10/13	3/10	0/0
Marcol	(32N,28G)	(38G,0)	(38N,27N)	(46N,32G)	(32N,42G,46N)
Birney	(0000000000)	(25G,32G)	(33G)	(0)	(52N)
Anderson	(00000000)	(39G)	(000000)	(0)	(0)
Opponents	(44N,25G,19G)	(23G,27G,19N)	(32N,42N,47N)	(43N)	(42N)
	(23G,48G,42G,27N)	(33G)	(46N,26G,36G)	(32N,24G,39G)	(0)
	(41N,37G,34G,31G,32G)	(0)	(33G)	(0)	(34G,33G,33N,28N,44G)

Interceptions	No	Yds	Avg	Long	TD
Gray	5	66	13.2	35	0
Douglass	3	73	24.3	46	0
McCoy	3	60	20.0	38	0
*Wingo	2	13	6.5	13	0
Hood	2	8	4.0	6	0
Hunt	1	13	13.0	13	0
Luke	1	10	10.0	10	0
*C.Johnson	1	0	0.0	0	0
Packers	18	243	13.5	46	0
Opponents	22	247	11.2	66T	2

Punting	No	Yds	Avg	TB	In	Lg	B
Beverly	69	2785	40.4	4	11	65	0
Packers	69	2785	40.4	4	11	65	0
Opponents	64	2516	39.3	9	21	68	0

Punt Returns	Ret	FC	Yds	Avg	Long	TD
Odom	15	5	80	5.3	19	0
Gray	13	8	61	4.7	18	0
Packers	28	13	141	5.0	19	0
Opponents	43	7	305	7.1	19	0

Kickoff Returns	No	Yds	Avg	Long	TD
Odom	29	622	21.4	31	0
A.Thompson	15	346	23.1	100T	1
McCoy	11	248	22.5	41	0
Sampson	3	45	15.0	21	0
S.Johnson	1	16	16.0	16	0
Wagner	1	8	8.0	8	0
*Wellman	1	10	10.0	10	0
Packers	61	1295	21.2	100T	1
Opponents	50	999	20.0	69	0

COMMUNITY

ADMIN. & COACHES

VETERANS

DRAFT & FREE AGENTS

REVIEW

2023 1979

5-10-1, .344, FIFTH, NFC CENTRAL 1980

Head Coach:	Bart Starr	GB	Opp	Attend	Site	Starting QB	Temp	
S 7	Chicago Bears (GB)	+W	12	6	54,381	LF	L.Dickey	70
S 14	Detroit Lions (Milw)	L	7	29	53,099	CoS	L.Dickey	59
S 21	@ Los Angeles Rams	L	21	51	63,850	AnS	L.Dickey	78
S 28	Dallas Cowboys (Milw)	L	7	28	54,776	CoS	L.Dickey	57
O 5	Cincinnati Bengals (GB)	W	14	9	55,006	LF	L.Dickey	48
O 12	@ Tampa Bay Buccaneers	+T	14	14	64,854	TaS	L.Dickey	81
O 19	@ Cleveland Browns	L	21	26	75,548	CMS	L.Dickey	51
O 26	Minnesota Vikings (GB)	W	16	3	56,191	LF	L.Dickey	36
N 2	@ Pittsburgh Steelers	L	20	22	52,165	TRS	L.Dickey	44
N 9	San Francisco 49ers (Milw)	W	23	16	54,475	CoS	L.Dickey	52
N 16	@ New York Giants	L	21	27	76,609	GS	L.Dickey	43
N 23	@ Minnesota Vikings	W	25	13	47,234	Met	L.Dickey	35
N 30	Tampa Bay Buccaneers (Milw)	L	17	20	54,225	CoS	L.Dickey	42
D 7	@ Chicago Bears	L	7	61	57,176	SF	L.Dickey	57
D 14	Houston Oilers (GB)	L	3	22	53,201	LF	L.Dickey	20
D 21	@ Detroit Lions	L	3	24	75,111	PSD	L.Dickey	dome
			231	371	947,901			
Home: 4-4 (435,354)		Away: 1-6-1 (512,547)				+ — overtime		

	GB	Opp
Total First Downs	307	316
Rushing	119	136
Passing	164	166
Penalty	24	14
Third Downs	91/235	102/237
Efficiency	38.7	43.0
Fourth Downs	0/0	0/0
Efficiency	0.0	0.0
Possession Avg.	30:17	29:43
Total Net Yards	5097	5782
Avg. Per Game	318.6	361.4
Total Plays	1047	1059
Avg. Per Play	4.9	5.5
Net Yards Rushing	1806	2399
Avg. Per Game	112.9	149.9
Total Rushes	493	565
Net Yards Passing	3291	3383
Avg. Per Game	205.7	211.4
Sacked/Yards Lost	43/360	34/234
Gross Yards	3651	3617
Att./Completions	511/289	460/259
Completion Pct.	56.6	56.3
Had Intercepted	29	13
Punts/Average	87/38.2	83/39.1
Net Punting Avg.	87/32.7	83/32.9
Penalties/Yards	84/697	109/872
Fumbles/Ball Lost	36/12	27/14
Touchdowns	29	43
Rushing	13	19
Passing	15	19
Returns	1	5

By Quarter	Q1	Q2	Q3	Q4	OT	Pts
Packers	21	91	33	80	6	231
Opponents	64	135	65	107	0	371

Primary Starters			
WR	J.Lofton	LE	M.Butler
LT	T.Stokes	NT	C.Johnson
LG	D.Goufour	RE	E.Johnson
C	L.McCarren	LOLB	J.Anderson
RG	L.Harris		J.Gueno
RT	G.Koch	LILB	E.O'Neil
TE	P.Coffman		K.Allerman
WR	A.Thompson	RILB	E.O'Neil (4)
QB	L.Dickey		K.Allerman (3)
RB	E.Ivery		M.Hunt (3)
FB	*G.Ellis	ROLB	M.Douglass
		LCB	E.Hood
		RCB	M.C.McCoy
		SS	S.Luke
		FS	J.Gray

	Rushing	No	Yds	Avg	Long	TD
Ivery	202	831	4.1	38t	3	
Ellis	126	545	4.3	22	5	
Atkins	67	216	3.2	16	1	
Middleton	56	155	2.8	15	2	
Beverly	6	21	3.5	11	0	
Huckleby	6	11	1.8	9	1	
Dickey	19	11	0.6	7t	1	
V.Anderson	4	5	1.3	4	0	
A.Thompson	5	5	1.0	16	0	
Coffman	1	3	3.0	3	0	
Smith	1	3	3.0	3	0	
Packers	493	1806	3.7	38t	13	
Opponents	565	2399	4.2	48	19	

NFC Central	W	L	T	Pct	Pts	OP
Minnesota	9	7	0	.563	317	308
Detroit	9	7	0	.563	334	272
Chicago	7	9	0	.438	304	264
Tampa Bay	5	10	1	.344	271	341
Green Bay	5	10	1	.344	231	371

Receiving	No	Yds	Avg	Long	TD
Lofton	71	1226	17.3	47	4
Ivery	50	481	9.6	46t	1
*Ellis	48	496	10.3	69t	3
Coffman	42	496	11.8	25	3
A.Thompson	40	609	15.2	55	2
Middleton	13	59	4.5	17	0
Atkins	7	47	6.7	16	1
Cassidy	5	109	21.8	43	0
*Nixon	4	78	19.5	32	0
Larson	4	37	9.3	21	1
Huckleby	3	11	3.7	8	0
V.Anderson	2	2	1.0	2	0
Packers	289	3651	12.6	69t	15
Opponents	259	3617	14.0	87t	19

* — rookie

Scoring	TD	Ru	Pa	Rt	PAT	FG	S	PTS
*Ellis	8	5	3	0	0	0	0	48
Birney	0	0	0	0	14/18	6/12	0	32
Ivery	4	3	1	0	0	0	0	24
Lofton	4	0	4	0	0	0	0	24
Marcol	1	0	0	1	7/7	2/3	0	19
Coffman	3	0	3	0	0	0	0	18
Atkins	2	1	1	0	0	0	0	12
Middleton	2	2	0	0	0	0	0	12
Stenerud	0	0	0	0	3/3	3/5	0	12
A.Thompson	2	0	2	0	0	0	0	12
Dickey	1	1	0	0	0	0	0	6
Huckleby	1	1	0	0	0	0	0	6
Larson	1	0	1	0	0	0	0	6
Packers	29	13	15	1	24/28	11/20	0	231
Opponents	43	19	19	5	36/42	25/27	1	371

Field Goals	1-19	20-29	30-39	40-49	50+
Birney	0/0	1/2	4/6	0/2	1/2
Stenerud	0/0	1/1	1/1	1/3	0/0
Marcol	0/0	0/0	0/1	2/2	0/0
Packers	0/0	2/3	5/8	3/7	1/2
Opponents	1/1	10/10	7/7	7/9	0/0

Birney: (0)000(47N,24N,36N)(36G)(50G,39G,32G)(53N,42N)(24G,30N,33G)(000)

Marcol: (41G,46G,35B)(0000)

Stenerud: (000000000000)(40G,45N)(47B)(28G)(33G)

Opponents: (42G,34G)(32G,39G,43G,42G,23G)(29G)(0)20G,34G,31G)(0)40G,42G)(44N,47G)(27G,18G)(24G)(24G,32G)(22G,23G)(39G,44N,20G)(0)(27G)(41G)

Interceptions	No	Yds	Avg	Long	TD
Gray	5	54	10.8	21	0
Turner	2	13	6.5	13	0
*Jolly	2	2	1.0	2	0
Rudzinski	1	14	14.0	14	0
Luke	1	9	9.0	9	0
Hood	1	0	0.0	0	0
McCoy	1	0	0.0	0	0
Packers	13	92	7.1	21	0
Opponents	29	483	16.7	99t	4

Punting	No	Yds	Avg	TB	In	Lg	B
Beverly	86	3294	38.3	6	18	55	0
Marcol	1	33	33.0	1	0	33	0
Packers	87	3327	38.2	7	18	55	0
Opponents	83	3247	39.1	11	23	61	1

Kickoff Returns	No	Yds	Avg	Long	TD
*Lee	30	589	19.6	35	0
A.Thompson	15	283	18.9	57	0
McCoy	14	261	18.6	32	0
*Nixon	6	160	26.7	54	0
Gray	5	63	12.6	18	0
Huckleby	3	59	19.7	21	0
Packers	73	1415	19.4	57	0
Opponents	52	902	17.3	59	0

Passing	Att	Cmp	Yds	Cmp%	Yds/Att	TD	TD%	Int	Int%	LG	Sck/Yds	Rtng
Dickey	478	278	3529	58.2	7.38	15	3.1	25	5.2	69t	37/314	70.0
Whitehurst	15	5	55	33.3	3.67	0	0.0	1	6.7	24	3/19	17.4
Troup	12	4	48	33.3	4.00	0	0.0	3	25.0	24	2/20	6.9
Pisarkiewicz	5	2	19	40.0	3.80	0	0.0	0	0.0	16	1/7	51.3
Beverly	1	0	0	0.0	0.00	0	0.0	0	0.0	0	0/0	39.6
Packers	511	289	3651	56.6	7.14	15	2.9	29	5.7	69t	43/360	65.1
Opponents	460	259	3617	56.3	7.86	19	4.1	13	2.8	87t	34/234	83.8

COMMUNITY

ADMIN. & COACHES

VETERANS

DRAFT & FREE AGENTS

2023 REVIEW

1980

LAMBAU FIELD

MISC.

1981 8-8-0, .500, THIRD, NFC CENTRAL

Head Coach:	GB	Opp	Attend	Site	Starting QB	Temp	
S 6 @ Chicago Bears	W	16	9	62,411	SF	L.Dickey	74
S 13 Atlanta Falcons (GB)	L	17	31	55,382	LF	L.Dickey	70
S 20 @ Los Angeles Rams	L	23	35	61,286	AnS	L.Dickey	89
S 27 Minnesota Vikings (Milw.)	L	13	30	55,012	CoS	L.Dickey	60
O 4 @ New York Giants	W	27	14	73,684	GS	L.Dickey	55
O 11 Tampa Bay Buccaneers (GB)	L	10	21	55,264	LF	L.Dickey	56
O 18 San Francisco 49ers (Milw.)	L	3	13	50,171	CoS	L.Dickey	40
O 25 @ Detroit Lions	L	27	31	76,063	PSD	L.Dickey	dome
N 1 Seattle Seahawks (GB)	W	34	24	49,467	LF	D.Whitehurst	56
N 8 New York Giants (Milw.)	W	26	24	54,138	CoS	L.Dickey	53
N 15 Chicago Bears (GB)	W	21	17	55,338	LF	D.Whitehurst	53
N 22 @ Tampa Bay Buccaneers	L	3	37	63,251	TaS	D.Whitehurst	63
N 29 @ Minnesota Vikings	W	35	23	46,025	Met	L.Dickey	33
D 6 Detroit Lions (GB)	W	31	17	54,481	LF	L.Dickey	40
D 13 @ New Orleans Saints	W	35	7	45,518	LSD	L.Dickey	dome
D 20 @ New York Jets	L	3	28	56,340	ShS	L.Dickey	26

Home: 4-4 (429,253) Away: 4-4 (484,578)

324	361	913,831
-----	-----	---------

	GB	Opp
Total First Downs	308	326
Rushing	104	140
Passing	174	168
Penalty	30	18
Third Downs	72/210	103/230
Efficiency	34.3	44.8
Fourth Downs	0/1	2/2
Efficiency	0.0	100.0
Possession Avg.	29:23	30:37
Total Net Yards	4859	5185
Avg. Per Game	303.7	324.1
Total Plays	1044	1087
Avg. Per Play	4.7	4.8
Net Yards Rushing	1670	2098
Avg. Per Game	104.4	131.1
Total Rushes	478	546
Net Yards Passing	3189	3087
Avg. Per Game	199.3	192.9
Sacked/Yards Lost	52/387	36/266
Gross Yards	3576	3353
Att./Completions	514/286	505/284
Completion Pct.	55.6	56.2
Had Intercepted	24	30
Punts/Average	84/39.6	69/39.7
Net Punting Avg.	84/31.4	69/33.8
Penalties/Yards	84/687	108/907
Fumbles/Ball Lost	31/17	42/24
Touchdowns	37	45
Rushing	11	21
Passing	24	18
Returns	2	6

By Quarter	Q1	Q2	Q3	Q4	OT	Pts
Packers	89	108	64	63	0	324
Opponents	51	127	81	102	0	361

Primary Starters

WR	J.Lofton	LE	M.Butler
LT	M.Koncar	NT	T.Jones
LG	D.Gofourth	RE	C.Merrill
C	L.McCarren	LOLB	J.Anderson
RG	L.Harris	LILB	R.Wingo
RT	G.Koch	RILB	G.Cumby
TE	P.Coffman	ROLB	M.Douglass
WR	J.Jefferson	LCB	M.Lee
QB	L.Dickey	RCB	M.C.McCoy
RB	H.Huckleby	SS	J.Gray
FB	G.Ellis		M.Murphy
		FS	M.Harvey

Scoring	TD	Ru	Pa	Rt	PAT	Fg	S	Pts
Stenerud	0	0	0	0	35/36	22/24	0	101
Huckleby	8	5	3	0	0	0	0	48
Lofton	8	0	8	0	0	0	0	48
Ellis	7	4	3	0	0	0	0	42
Coffman	4	0	4	0	0	0	0	24
Jefferson	4	0	4	0	0	0	0	24
Hood	1	0	0	1	0	0	0	6
Ivery	1	1	0	0	0	0	0	6
Lee	1	0	0	1	0	0	0	6
Middleton	1	0	1	0	0	0	0	6
Swanke	1	0	1	0	0	0	0	6
Whitehurst	1	1	0	0	0	0	0	6
Wingo	0	0	0	0	1/1	0	0	1
Packers	37	11	24	2	36/37	22/24	0	324
Opponents	45	21	18	6	43/45	16/24	0	361

Field Goals 1-19 20-29 30-39 40-49 50+

Stenerud	2/2	7/8	9/9	2/3	2/2
Packers	2/2	7/8	9/9	2/3	2/2
Opponents	0/0	4/4	9/12	1/5	2/3

Stenerud: (33G)(44G)(19G,23G,44G)
(24G,46N,27G)(50G,35G)(34G)(26G,28N)
(27G,39G)(19G,36G)(32G,28G,35G,23G)(0)(53G)
(0)(36G)(0)(31G)
Opponents: (25G)(32G,42N)(0)(34G,30G,25G,34N)
(0)(41N)(26G,32G)(37G,50N,49N)(54G)(33G)(36G)
(47G,33G,51G)(22G)(38G,31N)(0)(33N,40N)

Interceptions	No	Yds	Avg	Long	TD
Harvey	6	217	36.2	53	0
Lee	6	50	8.3	25	0
Hood	3	59	19.7	41	1
Murphy	3	57	19.0	50	0
Cumby	3	22	7.3	17	0
Douglass	3	20	6.7	13	0
Anderson	3	12	4.0	8	0
McCoy	2	20	10.0	16	0
Wingo	1	38	38.0	38	0
Packers	30	495	16.5	53	1
Opponents	24	475	19.8	81	3

Punting	No	Yds	Avg	TD	In	Ln	B	2
*Stachowicz	82	3330	40.6	9	16	72	2	0
Packers	84	3330	39.6	9	16	72	2	0
Opponents	69	2738	39.7	5	14	58	2	0

Receiving	No	Yds	Avg	Long	TD
Lofton	71	1294	18.2	75t	8
Ellis	65	499	7.7	46t	3
Coffman	55	687	12.5	29	4
Jefferson	39	632	16.2	41	4
Huckleby	27	221	8.2	39t	3
Middleton	12	86	7.2	27	1
Jensen	5	49	9.8	16	0
*G.Lewis	3	31	10.3	15	0
Au.Thompson	2	30	15.0	25	0
Nixon	2	27	13.5	19	0
Ivery	2	10	5.0	8	0
Cassidy	1	6	6.0	6	0
Atkins	1	2	2.0	2	0
Swanke	1	2	2.0	2t	1
Packers	286	3576	12.5	75t	24
Opponents	284	3353	11.8	50t	18

Punt Returns	Ret	FC	Yds	Avg	Long	TD
Lee	20	1	187	9.4	94t	1
Nixon	15	4	118	7.9	17	0
Cassidy	2	4	0	0.0	0	0
*Whitaker	2	0	1	0.5	1	0
Gray	1	1	0	0.0	0	0
Packers	40	10	306	7.7	94t	1
Opponents	50	4	511	10.2	56	0

Kickoff Returns	No	Yds	Avg	Long	TD
Lee	14	270	19.3	31	0
Nixon	12	222	18.5	25	0
McCoy	11	221	20.1	36	0
Huckleby	7	134	19.1	27	0
Middleton	6	100	16.7	30	0
Coffman	3	77	25.7	52	0
Gray	2	24	12.0	19	0
*Braggs	1	0	0.0	0	0
Jefferson	1	3	3.0	3	0
Jensen	1	15	15.0	15	0
Packers	58	1066	18.4	52	0
Opponents	70	1183	16.9	42	0

Passing	Att	Cmp	Yds	Cmp%	Yds/Att	TD	TD%	Int	Int%	LG	Sck/Yds	Rtng
Dickey	354	204	2593	57.6	7.32	17	4.8	15	4.2	75t	40/298	79.0
Whitehurst	128	66	792	51.6	6.19	7	5.5	5	3.9	46t	10/78	72.8
*Campbell	30	15	168	50.0	5.60	0	0.0	4	13.3	27	2/11	27.5
Ellis	2	1	23	50.0	11.50	0	0.0	0	0.0	23	0/0	91.7
Packers	514	286	3576	55.6	6.96	24	4.7	24	4.7	75t	52/387	73.5
Opponents	505	284	3353	56.2	6.64	18	3.6	30	5.9	50t	36/266	63.7

* — rookie

COMMUNITY
ADMIN. & COACHES
VETERANS
DRAFT & FREE AGENTS
REVIEW
1981

LAMBEAU FIELD
MISC.

Head Coach: Bart Starr		GB	Opp	Attend	Site	Starting QB	Temp
S 12	Los Angeles Rams (Milw)	W	35	23	53,694	CoS	L.Dickey 75
S 20	@ New York Giants	W	27	19	68,405	GS	L.Dickey 57
N 21	Minnesota Vikings (Milw)	W	26	7	44,681	CoS	L.Dickey 45
N 28	@ New York Jets	L	13	15	53,872	ShS	L.Dickey
D 5	Buffalo Bills (Milw)	W	33	21	46,655	CoS	L.Dickey 43
D 12	Detroit Lions (GB)	L	10	30	51,875	LF	L.Dickey 10
D 19	@ Baltimore Colts	+T	20	20	25,920	BMS	L.Dickey 37
D 26	@ Atlanta Falcons	W	38	7	50,245	FCS	L.Dickey 67
J 2	@ Detroit Lions	L	24	27	64,377	PSD	L.Dickey dome
		226	169	459,724			

Home: 3-1 (196,905) Away: 2-2-1 (262,819) + — overtime

Games Lost to Strike: S 26 Miami Dolphins (GB), O 3 Philadelphia Eagles (Milw), O 10 @ Chicago Bears, O 17 Tampa Bay Buccaneers (GB), O 24 @ Minnesota Vikings, O 31 Chicago Bears (GB), N 7 @ Tampa Bay Buccaneers

NFC First-Round Playoff
J 8 St. Louis Cardinals (GB) W 41 16 54,282 LF L.Dickey 20

NFC Second-Round Playoff
J 16 @ Dallas Cowboys L 26 37 63,972 TxS L.Dickey 54

Scoring	TD	RU	PA	RT	PAT	FG	S	PTS
Stenerud	0	0	0	0	25/27	13/18	0	64
Ivery	10	9	1	0				60
Lofton	5	1	4	0				30
*Rodgers	3	1	0	2				18
Coffman	2	0	2	0				12
*Epps	2	0	2	0				12
Thompson	2	0	2	0				12
Ellis	1	1	0	0				6
Harvey	1	0	0	1				6
Jensen	1	0	1	0				6
Packers	27	12	12	3	25/27	13/18	0	226
Opponents	19	9	1	17/19	12/18	1	169	

Field Goals 1-19 20-29 30-39 40-49 50+
Stenerud 1/1 4/5 5/5 3/6 0/1
Packers 1/1 4/5 5/5 3/6 0/1
Opponents ... 0/0 8/9 2/3 2/5 0/1

Stenerud: ()(488,376,226)(186,326)
(50N)(33G,25G,22N,31G,42G)(43N,31G)
(40G,25G,47N)(22G)(48G)
Opponents: (32G,29G,28G,51N)(37G)(1)
(42B,25G)(26B,32N)(27G,27G,25G,44B)
(23G,40G,44B)(49G,28G)

Interceptions	No	Yds	Avg	Long	TD
Anderson	3	22	7.3	9	0
Douglass	2	55	27.5	30	0
Harvey	2	32	16.0	17	0
Lee	1	40	40.0	40	0
Gray	1	21	21.0	21	0
Cumby	1	4	4.0	4	0
Hood	1	0	0.0	0	0
Wingo	1	0	0.0	0	0
Packers	12	174	14.5	40	0
Opponents	15	146	9.7	36	0

Punting	No	Yds	Avg	TB	In	Lq	B
Stachowicz	42	1687	40.2	2	7	53	0
Packers	42	1687	40.2	2	7	53	0
Opponents	46	1925	41.8	4	11	55	0

Punt Returns	Ret	FC	Yds	Avg	Long	TD
*Epps	20	5	150	7.5	35	0
Gray	6	1	48	8.0	15	0
Packers	26	6	198	7.6	35	0
Opponents	27	3	286	10.6	58	0

Kickoff Returns	No	Yds	Avg	Long	TD
*Rodgers	20	436	21.8	76	0
Huckleby	5	89	17.8	26	0
Clark	4	75	18.8	30	0
Gray	2	29	14.5	25	0
*Meade	2	31	15.5	17	0
C.Lewis	1	4	4.0	4	0
Packers	34	664	19.5	76	0
Opponents	45	875	19.4	96t	1

Sacks: Johnson 5.5, C.Merrill 4, Douglass 3, Sacks 3, Butler 2, Harvey 1, Wingo 1, Anderson 0.5, Packers 20, Opponents 32

	GB	Opp	Rushing	No	Yds	Avg	Long	TD
Total First Downs	175	164	Ivery	127	453	3.6	32	9
Rushing	59	58	Ellis	62	228	3.7	29	1
Passing	97	96	*Rodgers	46	175	3.8	13	1
Penalty	19	10	Lofton	4	101	25.3	83t	1
Third Downs	50/121	53/138	*Meade	14	42	3.0	19	0
Efficiency	41.3	38.4	Jensen	9	28	3.1	10	0
Fourth Downs	1/3	3/12	Huckleby	4	19	4.8	7	0
Efficiency	33.3	25.0	Dickey	13	19	1.5	11	0
Possession Avg.	29:41	30:19	Jefferson	2	16	8.0	11	0
Total Net Yards	2910	2707	Stachowicz	2	0	0.0	0	0
Avg. Per Game	323.3	300.8	Packers	283	1081	3.8	83t	12
Total Plays	582	622	Opponents	275	932	3.4	36	9
Avg. Per Play	5.0	4.4						
Net Yards Rushing	1081	932						
Avg. Per Game	120.1	103.6						
Total Rushes	283	275						
Net Yards Passing	1829	1775						
Avg. Per Game	203.2	197.2						
Sacked/Yards Lost	32/239	20/175						
Gross Yards	2068	1950						
Att./Completions	267/143	327/177						
Completion Pct.	53.6	54.1						
Had Intercepted	15	12						
Punts/Average	42/40.2	46/41.8						
Net Punting Avg.	42/32.4	46/35.8						
Penalties/Yards	42/343	72/629						
Fumbles/Ball Lost	20/11	26/11						
Touchdowns	27	19						
Rushing	12	9						
Passing	12	9						
Returns	3	1						

By Quarter	Q1	Q2	Q3	Q4	OT	Pts
Packers	26	65	64	71	0	226
Opponents	59	46	29	35	0	169

National Conf.	W	L	T	Pct	Pts	QP
Washington	8	1	0	.889	190	128
Dallas	6	3	0	.667	226	145
Green Bay	5	3	1	.611	226	169
Minnesota	5	4	0	.556	187	198
Atlanta	5	4	0	.556	183	199
St. Louis	5	4	0	.556	135	170
Tampa Bay	5	4	0	.556	158	178
Detroit	4	5	0	.444	181	176
New Orleans	4	5	0	.444	129	160
N.Y. Giants	4	5	0	.444	164	160
San Francisco	3	6	0	.333	209	206
Chicago	3	6	0	.333	141	174
Philadelphia	3	6	0	.333	191	195
L.A. Rams	2	7	0	.222	200	250

Receiving	No	Yds	Avg	Long	TD
Lofton	35	696	19.9	80t	4
Jefferson	27	452	16.7	50	0
Coffman	23	287	12.5	42	2
Ellis	18	140	7.8	20	0
Ivery	16	186	11.6	62	1
*Epps	10	226	22.6	50	2
*Rodgers	3	23	7.7	16	0
G.Lewis	3	21	7.0	12	0
Jensen	3	18	6.0	11	1
*Meade	3	-5	-1.7	-1	0
Thompson	2	24	12.0	23t	2
Packers	143	2068	14.5	80t	12
Opponents	177	1950	11.0	44	9

Passing	Att	Cmp	Yds	Cmp%	Yds/Att	TD	TD%	Int	Int%	LG	Sck/Yds	Rtng
Dickey	218	124	1790	56.9	8.21	12	5.5	14	6.4	80t	25/196	75.3
Whitehurst	47	18	235	38.3	5.00	0	0.0	1	2.1	22	7/43	46.0
Ivery	1	0	0	0.0	0.00	0	0.0	0	0.0	0	0/0	39.6
Lofton	1	1	43	100.0	43.00	0	0.0	0	0.0	43	0/0	118.8
Packers	267	143	2068	53.6	7.75	12	4.5	15	5.6	80t	32/239	70.6
Opponents	327	177	1950	54.1	5.96	9	2.8	12	3.7	44	20/175	65.9

Primary Starters

WR	J.Lofton	LE	M.Butler
LT	K.Swanke	RE	T.Jones
LG	D.Gofourth	NT	E.Johnson
C	L.McCarren	LOLB	J.Anderson
RG	L.Harris	LILB	R.Scott
TE	G.Koch	R.Wingo	R.Dickey
RT	P.Coffman	RILB	G.Cumby
WR	J.Jefferson	ROLB	M.Douglass
QB	L.Dickey	LCB	M.Lee
RB	E.Ivery	RCB	M.C.McCoy
FB	G.Ellis	SS	J.Gray
		FS	M.Harvey

* — rookie

COMMUNITY
 ADMIN. & COACHES
 VETERANS
 DRAFT & FREE AGENTS
 1982
 LAMBEAU FIELD
 MISC.

1983 8-8-0, .500, SECOND, NFC CENTRAL

Head Coach:	Bart Starr	GB	Opp	Attend	Site	Starting QB	Temp
S 4	@ Houston Oilers	+W 41	38	44,073	AD	L.Dickey	dome
S 11	Pittsburgh Steelers (GB)	L 21	25	55,154	LF	L.Dickey	68
S 18	Los Angeles Rams (Milw)	W 27	24	54,037	CoS	L.Dickey	78
S 26	@ New York Giants	L 3	27	75,308	GS	L.Dickey	62
O 2	Tampa Bay Buccaneers (GB)	W 55	14	54,272	LF	L.Dickey	71
O 9	@ Detroit Lions	L 14	38	67,738	PSD	L.Dickey	dome
O 17	Washington Redskins (GB)	W 48	47	55,255	LF	L.Dickey	42
O 23	Minnesota Vikings (GB)	+L 17	20	55,236	LF	L.Dickey	47
O 30	@ Cincinnati Bengals	L 14	34	53,349	RvS	L.Dickey	56
N 6	Cleveland Browns (Milw)	W 35	21	54,089	CoS	L.Dickey	43
N 13	@ Minnesota Vikings	W 29	21	60,113	MD	L.Dickey	dome
N 20	Detroit Lions (Milw)	+L 20	23	50,050	CoS	L.Dickey	46
N 27	@ Atlanta Falcons	+L 41	47	35,688	FCS	L.Dickey	55
D 4	Chicago Bears (GB)	W 31	28	51,147	LF	L.Dickey	28
D 12	@ Tampa Bay Buccaneers	+W 12	9	50,763	TaS	L.Dickey	57
D 18	@ Chicago Bears	L 21	23	35,807	SF	L.Dickey	3
			429	439	852,079		

Home: 5-3 (429,240) Away: 3-5 (422,839) + — overtime

	GB	Opp				
Total First Downs	340	366				
Rushing	99	171				
Passing	214	187				
Penalty	27	8				
Third Downs	72/189	111/239				
Efficiency	38.1	46.4				
Fourth Downs	2/8	5/10				
Efficiency	25.0	50.0				
Possession Avg.	27:01	32:59				
Total Net Yards	6172	6403				
Avg. Per Game	385.8	400.2				
Total Plays	1007	1156				
Avg. Per Play	6.1	5.5				
Net Yards Rushing	1807	2641				
Avg. Per Game	112.9	165.1				
Total Rushes	439	597				
Net Yards Passing	4365	3762				
Avg. Per Game	272.8	235.1				
Sacked/Yards Lost	42/323	41/271				
Gross Yards	4688	4033				
Att./Completions	526/311	518/300				
Completion Pct.	59.1	57.9				
Had Intercepted	32	19				
Punts/Average	70/41.0	78/39.1				
Net Punting Avg.	70/33.5	78/32.9				
Penalties/Yards	80/648	110/965				
Fumbles/Ball Lost	37/18	32/12				
Touchdowns	52	55				
Rushing	15	28				
Passing	33	20				
Returns	4	7				
By Quarter	Q1	Q2	Q3	Q4	OT	Pts
Packers	120	147	44	112	6	429
Opponents	74	105	109	139	12	439

	Rushing	No	Yds	Avg	Long	TD
Ellis	141	696	4.9	71	4	
Ivery	86	340	4.0	21	2	
*Clark	71	328	4.6	42	0	
Meade	55	201	3.7	15	1	
Huckleby	50	182	3.6	20	4	
Lofton	9	36	4.0	13	0	
G.Lewis	4	16	4.0	11	1	
Dickey	21	12	0.6	4	3	
Whitehurst	2	-4	-2.0	0	0	
Packers	439	1807	4.1	71	15	
Opponents	597	2641	4.4	43	28	

NFC Central	W	L	T	Pct	Pts	QP
Detroit	9	7	0	.563	347	286
Green Bay	8	8	0	.500	429	439
Chicago	8	8	0	.500	311	301
Minnesota	8	8	0	.500	316	348
Tampa Bay	2	14	0	.125	241	380

	Receiving	No	Yds	Avg	Long	TD
Lofton	58	1300	22.4	74t	8	
Jefferson	57	830	14.6	36	7	
Coffman	54	814	15.1	74	11	
Ellis	52	603	11.6	56	2	
Epps	18	313	17.4	45	0	
*Clark	18	279	15.5	75t	1	
Ivery	16	139	8.7	17	2	
Meade	16	110	6.9	31t	2	
G.Lewis	11	204	18.5	49	1	
Huckleby	10	87	8.7	14	0	
Kitson	1	9	9.0	9	0	
Packers	311	4688	15.1	75t	33	
Opponents	300	4033	13.4	87t	20	

Sacks: E.Johnson 14.5, Braggs 5.5, Douglass 5.5, Anderson 4.5, C.Johnson 3.5, Boyd 2, Cumbly 2, C.Lewis 2, Turner 1, Spears 0.5, Packers 41, Opponents 42

* — rookie

Primary Starters

WR	J.Lofton	LE	B.Braggs
LT	K.Swanke	NT	C.Johnson
LG	*D.Drechsler	RE	R.Turner
C	L.McCarran	RE	E.Johnson
RG	T.Huffman	LOLB	J.Anderson
	S.Kitson	LILB	R.Wingo
RT	G.Koch		R.Scott
TE	P.Coffman	RILB	G.Cumbly
WR	J.Jefferson	ROLB	M.Douglass
QB	L.Dickey	LCB	M.Lee
RB	G.Ellis	RCB	M.C.McCoy
	E.Ivery		*T.Lewis
FB	M.Meade	SS	J.Gray
	G.Ellis	FS	M.Murphy
			M.Harvey

Scoring	TD	Ru	Pa	Rt	PAT	FG	S	Pts
Stenerud	0	0	0	0	52/52	21/26	0	116
Coffman	11	0	11	0	0	0	0	65
Lofton	8	0	8	0	0	0	0	48
Jefferson	7	0	7	0	0	0	0	42
Ellis	6	4	2	0	0	0	0	36
Huckleby	4	4	0	0	0	0	0	24
Dickey	3	3	0	0	0	0	0	18
Ivery	3	2	1	0	0	0	0	18
Meade	3	1	2	0	0	0	0	18
Douglass	2	0	0	2	0	0	0	12
G.Lewis	2	1	1	0	0	0	0	12
Anderson	1	0	1	0	0	0	0	6
*Clark	1	0	1	0	0	0	0	6
Epps	1	0	1	0	0	0	0	6
Boyd	0	0	0	0	0	0	1	2
Packers	52	15	33	4	52/52	21/26	1	429
Opponents	55	28	20	7	50/53	19/29	1	439

Field Goals	1-19	20-29	30-39	40-49	50+
Stenerud	2/2	6/6	7/9	6/9	0/0
Packers	2/2	6/6	7/9	6/9	0/0
Opponents	0/0	6/7	8/15	4/5	1/2
Stenerud:	(46G, 42G)(38G, 36G)(20G, 37N)				
	(19G, 27G)(47G, 20G)(47B, 48G)(0)				
	(46G, 40G)(36G, 34G, 40N)(23G, 33G)				
	(37N, 45N, 19G)(35G, 32G, 23G, 23G)				
Opponents:	(49G, 59N)(31B, 30G, 44B)				
	(31G, 26B)(56G, 32G)(29G)				
	(42G, 28G, 31G, 28G, 32N)(44G, 37N, 32G)(0)(31N)				
	(31G, 30G, 33N, 37G)(44G, 22G)(0)(22G, 35N)(38N, 22G)				

Interceptions	No	Yds	Avg	Long	TD
*T.Lewis	5	111	22.2	46	0
Anderson	5	54	10.8	27	1
Lee	4	23	5.8	15	0
Gray	2	5	2.5	5	0
Laughlin	1	22	22.0	22	0
Scott	1	12	12.0	12	0
Jolly	1	0	0.0	0	0
Packers	19	227	11.9	46	1
Opponents	32	337	10.5	56	4

Punting	No	Yds	Avg	TB	In	Lg	B
*Scribner	69	2869	41.6	7	11	70	1
Packers	70	2869	41.0	7	11	70	1
Opponents	78	3052	39.1	8	19	59	0

Punt Returns	Ret	FC	Yds	Avg	Long	TD
Epps	36	13	324	9.0	90t	1
Gray	2	0	9	4.5	5	0
Hood	1	0	0	0.0	0	0
Lee	1	0	-4	-4.0	-4	0
C.Lewis	1	0	0	0.0	0	0
Packers	41	13	329	8.0	90t	1
Opponents	43	8	384	8.9	59t	1

Kickoff Returns	No	Yds	Avg	Long	TD
Huckleby	41	757	18.5	57	0
*T.Lewis	20	358	17.9	30	0
Gray	11	178	16.2	26	0
*Winters	3	28	9.3	12	0
*Drechsler	1	1	1.0	1	0
Ivery	1	17	17.0	17	0
Kitson	1	0	0.0	0	0
Lee	1	0	0.0	0	0
Packers	79	1339	16.9	57	0
Opponents	78	1429	18.3	41	0

Passing	Att	Cmp	Yds	Cmp%	Yds/Att	TD%	Int%	LG	Sck/Yds	Rtg		
Dickey	484	289	4458	59.7	9.21	32	6.6	29	6.0	40/307	87.3	
Whitehurst	35	18	149	51.4	4.26	0	0.0	2	5.7	19	2/16	38.9
Ellis	5	2	31	40.0	6.20	1	20.0	20	0	0/0	61.3	
Ivery	2	2	50	100.0	25.00	0	0.0	0	0	35	0/0	118.8
Packers	526	311	4688	59.1	8.91	33	6.3	32	6.1	75t	42/323	84.1
Opponents	518	300	4033	57.9	7.79	20	3.9	19	3.7	87t	41/271	80.4

COMMUNITY
ADMIN. & COACHES
VETERANS
DRAFT & FREE AGENTS
REVIEW
2023
1983

LAMBEAU FIELD
MISC.

8-8-0, .500, SECOND, NFC CENTRAL 1984

Head Coach:	Forrest Gregg	GB	Opp	Attend	Site	Starting QB	Temp	
S 2	St. Louis Cardinals (GB)	W	24	23	53,738	LF	L.Dickey	65
S 9	@ Los Angeles Raiders	L	7	28	46,269	LA	L.Dickey	85
S 16	Chicago Bears (GB)	L	7	9	55,942	LF	L.Dickey	61
S 23	@ Dallas Cowboys	L	6	20	64,222	Txs	L.Dickey	87
S 30	@ Tampa Bay Buccaneers	L	27	30	47,487	TaS	L.Dickey	79
O 7	San Diego Chargers (GB)	L	28	34	54,045	LF	L.Dickey	64
O 15	@ Denver Broncos	L	14	17	62,546	MHS	L.Dickey	29
O 21	Seattle Seahawks (Milw)	L	24	30	52,286	CoS	L.Dickey	46
O 28	Detroit Lions (GB)	W	41	9	54,289	LF	L.Dickey	41
N 4	@ New Orleans Saints	W	23	13	57,426	LSD	L.Dickey	dome
N 11	Minnesota Vikings (Milw)	W	45	17	52,931	CoS	L.Dickey	33
N 18	Los Angeles Rams (Milw)	W	31	6	52,031	CoS	L.Dickey	31
N 22	@ Detroit Lions	L	28	31	63,698	PSD	L.Dickey	dome
D 2	Tampa Bay Buccaneers (GB)	L	27	14	46,800	LF	L.Dickey	33
D 9	@ Chicago Bears	W	20	14	59,374	SF	R.Wright	38
D 16	@ Minnesota Vikings	W	38	14	51,197	MD	L.Dickey	dome
			390	309	874,281			
Home: 5-3 (422,062)		Away: 3-5 (452,219)				+ — overtime		

Scoring	TD	Ru	Pa	Ret	PAT	FG	S	PIS
*Del Greco	0	0	0	0	34/34	9/12	0	61
Coffman	9	0	0	0	0	0	0	54
Ivery	7	6	1	0	0	0	0	42
Lofton	7	0	7	0	0	0	0	42
Clark	6	4	2	0	0	0	0	36
Ellis	6	4	2	0	0	0	0	36
*West	5	1	4	0	0	0	0	30
Garcia	0	0	0	0	14/15	3/9	0	23
Dickey	3	3	0	0	0	0	0	18
Epps	3	0	3	0	0	0	0	18
Brown	1	0	0	1	0	0	0	6
Crouse	1	0	1	0	0	0	0	6
T.Lewis	1	0	0	1	0	0	0	6
Moore	1	0	1	0	0	0	0	6
Rodgers	1	0	0	1	0	0	0	6
Packers	51	18	30	3	48/49	12/21	0	390
Opponents	34	14	16	4	33/34	24/31	0	309

Field Goals	1-19	20-29	30-39	40-49	50+
*Del Greco	0/0	2/2	3/4	4/5	0/1
Garcia	0/0	0/2	1/3	1/3	1/1
Packers	0/0	2/4	4/7	5/8	1/2
Opponents	1/1	3/4	9/10	10/12	1/4
Del Greco	(0)(0)(0)(0)(0)(42G)(45G,34G)				
	(41G,34G,41G)(24G)(21G,54N,36N)(0)				
	(46N)(30G)				
Garcia	(29B,38G)(0)(47N)(37N)(41G,51G,49N)				
	(0)(29N,30N)(0)(0)(0)(0)(0)				
Opponents	(48G,45N)(0)(18G,49G,28G)				
	(32G,42G)(46G,49G,50N,48G)				
	(58N,25N,31G,39G)(30G)(29G,39G,45G)				
	(46G,37G,41G)(35G,46G)(39G,46N)(21G,50G)				
	(54N,32G)(31N)(0)				

	GB	Opp	Rushing	No	Yds	Avg	Long	TD
Total First Downs	315	323	Ellis	123	581	4.7	50	4
Rushing	120	136	Ivery	99	552	5.6	49	6
Passing	168	166	Clark	87	375	4.3	43t	4
Penalty	27	21	Crouse	53	169	3.2	14	0
Third Downs	75/205	89/243	Huckleby	35	145	4.1	23	0
Efficiency	36.6	36.6	Rodgers	25	94	3.8	15	0
Fourth Downs	4/13	12/19	Lofton	10	82	8.2	26	0
Efficiency	30.8	63.2	*Wright	8	11	1.4	5	0
Possession Avg.	26.49	33:11	Dickey	6	0	0.3	9	3
Total Net Yards	5449	5291	*West	2	2.0	2t	1	0
Avg. Per Game	340.6	330.7	Campbell	2	2	1.0	5	0
Total Plays	1009	1140	Packers	461	2019	4.4	50	18
Avg. Per Play	5.4	4.6	Opponents	545	2145	3.9	39	14
Net Yards Rushing	2019	2145						
Avg. Per Game	126.2	134.1						
Total Rushes	461	545						
Net Yards Passing	3430	3146						
Avg. Per Game	214.4	196.6						
Sacked/Yards Lost	42/310	44/324						
Gross Yards	3740	3470						
Att./Completions	506/281	551/315						
Completion Pct.	55.5	57.2						
Had Intercepted	30	27						
Punts/Average	85/42.3	89/40.9						
Net Punting Avg.	85/35.2	89/36.1						
Penalties/Yards	110/915	145/1129						
Fumbles/Ball Lost	17/7	33/15						
Touchdowns	51	34						
Rushing	18	14						
Passing	30	16						
Returns	3	4						
By Quarter	Q1	Q2	Q3	Q4	OT	Pts		
Packers	79	121	108	82	0	390		
Opponents	72	88	65	81	3	309		

	W	L	T	Pct	Pts	OP
NFC Central						
Chicago	10	6	0	.625	325	248
Green Bay	8	8	0	.500	390	309
Tampa Bay	6	10	0	.375	335	380
Detroit	4	11	1	.281	283	408
Minnesota	3	13	0	.188	276	484

	No	Yds	Avg	Long	TD
Receiving					
Lofton	62	1361	22.0	79t	7
Coffman	43	562	13.1	44t	9
Ellis	36	312	8.7	22	2
Clark	29	234	8.1	20	2
Epps	26	235	16.7	56	3
Jefferson	26	339	13.0	33	0
Ivery	19	141	7.4	18	1
Crouse	9	93	10.3	25	1
Huckleby	8	65	8.1	13	0
*West	6	54	9.0	29t	4
Rodgers	5	56	11.2	22	0
Childs	4	32	8.0	17	0
G.Lewis	4	29	7.3	15	0
Cassidy	2	16	8.0	10	0
*Taylor	1	8	8.0	8	0
Moore	1	3	3.0	3t	1
Packers	281	3740	13.3	79t	30
Opponents	315	3470	11.0	50	16

Sacks: Douglass 9, Johnson 7, Brown 5, T.Jones 4, Anderson 3.5, *Carreker 3, Martin 3, Scott 3, Cumby 2.5, Murphy 2, *Humphrey 1, Neill 1, Packers 44, Opponents 42

* — rookie

Interceptions	No	Yds	Avg	Long	TD
*Flynn	9	106	11.8	31	0
T.Lewis	7	151	21.6	99t	1
Lee	3	33	11.0	14	0
Anderson	3	24	8.0	22	0
Hood	1	8	8.0	8	0
Cumby	1	7	7.0	7	0
Brown	1	5	5.0	5t	1
Murphy	1	4	4.0	8	0
McLeod	1	0	0.0	0	0
Packers	27	338	12.5	99t	2
Opponents	30	317	10.6	53t	2

Punting	No	Yds	Avg	TD	In	Lg	B
Scribner	85	3596	42.3	12	18	61	0
Packers	85	3596	42.3	12	18	61	0
Opponents	89	3643	40.9	4	13	63	0

Punt Returns	Ret	FC	Yds	Avg	Long	TD
Epps	29	10	199	6.9	39	0
*Flynn	15	4	128	8.5	20	0
Hayes	4	0	24	6.0	10	0
Murphy	0	2	0	0.0	0	0
Packers	48	16	351	7.3	39	0
Opponents	46	5	368	8.0	22	0

Kickoff Returns	No	Yds	Avg	Long	TD
Rodgers	39	843	21.6	97t	1
Huckleby	14	261	18.6	54	0
Humphrey	12	232	19.3	47	0
*D.Jones	1	19	19.0	19	0
Prather	1	7	7.0	7	0
Packers	67	1362	20.3	97t	1
Opponents	73	1171	16.0	51	0

Primary Starters

WR	J.Lofton	LE	*A.Carreker
LT	K.Swanke	NT	T.Jones
LG	T.Huffman	RE	*D.Humphrey
C	L.McCarren	LOLB	J.Anderson
RG	R.Hallstrom	LILB	R.Scott
RT	G.Koch	RILB	G.Cumby
TE	P.Coffman	ROLB	M.Douglass
WR	J.Jefferson	RCB	M.Lee
QB	L.Dickey	RCB	T.Lewis
RB	E.Ivery	SS	M.Murphy
	G.Ellis	FS	*T.Flynn
FB	J.Clark		
	G.Ellis		

Passing	Att	Cmp	Yds	Cmp%	Yds/Att	TD	TD%	Int	Int%	LG	Sck/Yds	RtnG
*Dickey	401	237	3195	59.1	7.97	25	6.2	19	4.7	79t	32/244	85.6
Wright	62	27	310	43.5	5.00	2	3.2	6	9.7	56	4/17	30.4
Campbell	38	16	218	42.1	5.74	3	7.9	5	13.2	43t	5/46	47.8
Ellis	4	1	17	25.0	4.25	0	0.0	0	0.0	17	1/3	44.8
Scribner	1	0	0	0.0	0.00	0	0.0	0	0.0	0	0/0	39.6
Packers	506	281	3740	55.5	7.39	30	5.9	30	5.9	79t	42/310	74.2
Opponents	551	315	3470	57.2	6.30	16	2.9	27	4.9	50	44/324	65.2

ADMIN. & COACHES

VETERANS

DRAFT & FREE AGENTS

2023 REVIEW

1984

LAMBAU FIELD

MISC.

1985 8-8-0, .500, SECOND, NFC CENTRAL

Head Coach:	Forrest Gregg	GB	Opp	Attend	Site	Starting QB	Temp	
S 8	@ New England Patriots	L	20	26	49,488	SuS	L.Dickey	86
S 15	New York Giants (GB)	W	23	20	56,149	LF	L.Dickey	70
S 22	New York Jets (Milw)	L	3	24	53,667	CoS	L.Dickey	72
S 29	@ St. Louis Cardinals	L	28	43	48,598	BuS	R.Wright	66
O 6	Detroit Lions (GB)	W	43	10	59,914	LF	L.Dickey	50
O 13	Minnesota Vikings (Milw)	W	20	17	54,674	CoS	L.Dickey	58
O 21	@ Chicago Bears	L	7	23	65,095	SF	L.Dickey	53
O 27	@ Indianapolis Colts	L	10	37	59,708	HD	L.Dickey	dome
N 3	Chicago Bears (GB)	L	10	16	55,343	LF	J.Zorn	44
N 10	@ Minnesota Vikings	W	27	17	59,970	MD	J.Zorn	dome
N 17	New Orleans Saints (Milw)	W	38	14	52,104	CoS	L.Dickey	41
N 24	@ Los Angeles Rams	L	17	34	52,710	AnS	L.Dickey	60
D 1	Tampa Bay Buccaneers (GB)	W	21	0	19,856	LF	L.Dickey	30
D 8	Miami Dolphins (GB)	L	24	34	52,671	LF	J.Zorn	23
D 15	@ Detroit Lions	W	26	23	49,379	PSD	J.Zorn	dome
D 22	@ Tampa Bay Buccaneers	W	20	17	33,992	TaS	J.Zorn	55
			337	355	819,318			
Home: 5-3 (400,378)		Away: 3-5 (418,940)						

	GB	Opp				
Total First Downs	318	310				
Rushing	114	111				
Passing	172	178				
Penalty	32	21				
Third Downs	66/200	80/213				
Efficiency	33.0	37.6				
Fourth Downs	6/12	6/15				
Efficiency	50.0	40.0				
Possession Avg.	28:59	31:01				
Total Net Yards	5371	5173				
Avg. Per Game	335.7	323.3				
Total Plays	1033	1051				
Avg. Per Play	5.2	4.9				
Net Yards Rushing	2208	2047				
Avg. Per Game	138.0	127.9				
Total Rushes	470	494				
Net Yards Passing	3163	3126				
Avg. Per Game	197.7	195.4				
Sacked/Yards Lost	50/389	48/383				
Gross Yards	3552	3509				
Att./Completions	513/267	509/295				
Completion Pct.	52.0	58.0				
Had Intercepted	27	15				
Punts/Average	82/39.8	77/42.7				
Net Punting Avg.	82/32.8	77/35.3				
Penalties/Yards	101/798	102/797				
Fumbles/Ball Lost	39/18	44/25				
Touchdowns	40	43				
Rushing	16	17				
Passing	21	22				
Returns	3	4				
By Quarter	Q1	Q2	Q3	Q4	OT	Pts
Packers	50	82	89	116	0	337
Opponents	68	109	66	112	0	355

	Rushing	No	Yds	Avg	Long	TD
Ivory	132	636	4.8	34	2	
Clark	147	633	4.3	80	5	
Ellis	104	571	5.5	39t	5	
*Ellerson	32	205	6.4	37t	2	
Epps	5	103	20.6	34	1	
Huckleby	8	41	5.1	15	0	
Lofton	4	14	3.5	21	0	
Zorn	10	9	0.9	8	0	
Wright	8	8	1.0	8	0	
Prather	1	0	0.0	0	0	
West	1	0	0.0	0	0	
Dickey	18	-12	-0.7	3	1	
Packers	470	2208	4.7	80	16	
Opponents	494	2047	4.1	65t	17	

NFC Central	W	L	T	Pct	Pts	OP
Chicago	15	1	0	.938	456	198
Green Bay	8	8	0	.500	337	355
Minnesota	7	9	0	.438	346	359
Detroit	7	9	0	.438	307	366
Tampa Bay	2	14	0	.125	294	448

	Receiving	No	Yds	Avg	Long	TD
Lofton	69	1153	16.7	56t	4	
Coffman	49	666	13.6	32	6	
Epps	44	683	15.5	63	3	
Ivory	28	270	9.6	24	2	
Clark	24	252	10.5	55t	2	
Ellis	24	206	8.6	35	0	
Dennard	13	182	14.0	34	2	
West	8	95	11.9	30	1	
Huckleby	5	27	5.4	8	0	
*Ellerson	2	15	7.5	11	0	
Moore	1	3	3.0	3t	1	
Packers	267	3552	13.3	63	21	
Opponents	295	3509	11.9	61t	22	

Sacks: Johnson 9.5, Carreker 9, Anderson 6, Murphy 4, Brown 3, Martin 3, *Noble 3, Scott 3, Butler 2, Humphrey 2, Prather 2, Douglass 1.5, Packers 48, Opponents 50

* — rookie

	Passing	Att	Cmp	Yds	Cmp%	Yds/Att	TD	TD%	Int	Int%	LG	Sck/Yds	Rtg
Dickey	314	172	2206	54.8	7.03	15	4.8	17	5.4	63	30/226	70.4	
Zorn	123	56	794	45.5	6.46	4	3.3	6	4.9	56t	11/89	57.4	
Wright	74	39	552	52.7	7.46	2	2.7	4	5.4	38	8/67	63.6	
Ellis	1	0	0	0.0	0.00	0	0.0	0	0.0	0	0/0	39.6	
Ivory	1	0	0	0.0	0.00	0	0.0	0	0.0	0	1/7	39.6	
Packers	513	267	3552	52.0	6.92	21	4.1	27	5.3	63	50/389	66.0	
Opponents	509	295	3509	58.0	6.89	22	4.3	15	2.9	61t	48/383	81.2	

Primary Starters			
WR	J.Lofton	LE	A.Carreker
LT	K.Swanke	R.Brown	
LG	K.Uecker	NT	C.Martin
	*R.Moran		D.Humphrey
C	M.Cannon	RE	E.Johnson
RG	R.Hallstrom	LOLB	J.Anderson
RT	G.Koch	LILB	R.Scott
TE	P.Coffman	RILB	*B.Noble
WR	P.Epps	ROLB	M.Douglass
QB	L.Dickey	LCB	M.Lee
	J.Zorn	RCB	T.Lewis
RB	G.Ellis	SS	M.Murphy
	E.Ivory	FS	T.Flynn
FB	J.Clark		

Scoring	TD	Ru	Pa	Rt	PAT	FG	S	PTS
Del Greco	0	0	0	0	38/40	19/26	0	95
Clark	7	5	2	0	0	0	0	42
Coffman	6	0	6	0	0	0	0	36
Ellis	5	5	0	0	0	0	0	30
Epps	4	1	3	0	0	0	0	24
Ivory	4	2	2	0	0	0	0	24
Lofton	4	0	4	0	0	0	0	24
Dennard	2	0	2	0	0	0	0	12
*Ellerson	2	2	0	0	0	0	0	12
Dickey	1	1	0	0	0	0	0	6
Douglass	1	0	1	0	0	0	0	6
T.Lewis	1	0	1	0	0	0	0	6
Moore	1	0	1	0	0	0	0	6
Murphy	1	0	1	0	0	0	0	6
West	1	0	1	0	0	0	0	6
Brown	0	0	0	0	0	0	0	1
Packers	40	16	21	3	38/40	19/26	1	337
Opponents	43	17	22	4	41/43	16/31	4	355

Field Goals	1-19	20-29	30-39	40-49	50+
Del Greco	0/0	10/12	4/4	5/9	0/1
Packers	0/0	10/12	4/4	5/9	0/1
Opponents	2/2	8/11	4/7	1/8	1/3
Del Greco: (40N)(40G)(39G)(33G,21G)					
(45G,22G)(42B)(29G)(40G)(52N,46G,28G)(27G)					
(38G)(25B,24N)(22G,42N)(38G,29G,25G,27G)					
(47N,24G,40G)					
Opponents: (34G)(23G,52G,47N)(50N,25G)					
(27N,22G,36G)(22G,27N,24N)(47N,18G)					
((24G,26G,47N,22G,44B)(51N,24G))					
(40N,43G,31N,32G)(33N)(30B)(19G)					
(33G,41N,48N)					

Interceptions	No	Yds	Avg	Long	TD
T.Lewis	4	4	1.0	4	0
Douglass	2	126	63.0	80t	1
Murphy	2	50	25.0	50t	1
Scott	2	50	25.0	30	0
Anderson	2	2	1.0	2	0
Lee	1	23	23.0	23	0
Flynn	1	7	7.0	7	0
Cade	1	0	0.0	0	0
Packers	15	262	17.5	80t	2
Opponents	27	326	12.1	67	1

Punting	No	Yds	Avg	TB	LG	B
Prokop	56	2210	39.5	6	9	66
Bracken	26	1052	40.5	2	1	54
Packers	82	3262	39.8	8	10	66
Opponents	77	3290	42.7	10	24	68
Punt Returns	Ret	FC	Yds	Avg	Long	TD
Epps	15	3	146	9.7	46	0
*Stanley	14	3	179	12.8	27	0
Flynn	7	4	41	5.9	13	0
Hayes	1	0	0	0.0	0	0
Murphy	1	0	4	4.0	4	0
Packers	38	10	370	9.7	46	0
Opponents	46	10	411	8.9	47	0

Kickoff Returns	No	Yds	Avg	Long	TD
*Ellerson	29	521	18.0	32	0
Ellis	13	247	19.0	40	0
Epps	12	279	23.3	48	0
*Stanley	9	212	23.6	36	0
Anderson	1	14	14.0	14	0
Flynn	1	20	20.0	20	0
Jones	1	11	11.0	11	0
*Stills	1	14	14.0	14	0
Packers	67	1318	19.7	48	0
Opponents	71	1570	22.1	98t	2

COMMUNITY
ADMIN. & COACHES
VETERANS
DRAFT & FREE AGENTS
REVIEW
2023
1985

LAMBEAU FIELD
MISC.

4-12-0, .250, FOURTH, NFC CENTRAL 1986

Head Coach: Forrest Gregg		GB	Opp	Attend	Site	Starting QB	Temp
S 7	Houston Oilers (GB)	L 3	31	54,065	LF	R.Wright	58
S 14	@ New Orleans Saints	L 10	24	46,383	LSF	R.Wright	dome
S 22	Chicago Bears (GB)	L 12	25	55,527	LF	R.Wright	65
S 28	@ Minnesota Vikings	L 7	42	60,478	MD	R.Wright	dome
O 5	Cincinnati Bengals (Milw)	L 28	34	51,230	CoS	R.Wright	60
O 12	Detroit Lions (GB)	L 14	21	52,290	LF	R.Wright	45
O 19	@ Cleveland Browns	W 17	14	76,438	CMS	R.Wright	53
O 26	San Francisco 49ers (Milw)	L 17	31	50,557	CoS	R.Wright	53
N 2	@ Pittsburgh Steelers	L 3	27	52,831	TRS	R.Wright	48
N 9	Washington Redskins (GB)	L 7	16	47,728	LF	R.Wright	27
N 16	Tampa Bay Buccaneers (Milw)	W 31	7	48,271	CoS	R.Wright	41
N 23	@ Chicago Bears	L 10	12	59,291	SF	R.Wright	44
N 27	@ Detroit Lions	W 44	40	61,199	PSD	R.Wright	dome
D 7	Minnesota Vikings (GB)	L 6	32	47,637	LF	R.Wright	32
D 14	@ Tampa Bay Buccaneers	W 21	7	30,099	TaS	R.Wright	74
D 20	@ New York Giants	L 24	55	71,351	GS	R.Wright	40
		254	418	865,375			
Home: 1-7 (407,305)		Away: 3-5 (458,070)					

Scoring	TD	Ru	Pa	Ret	PAT	FG	S	PTS
Del Greco	0	0	0	0	29/29	17/27	0	80
Carruth	4	2	2	0			0	24
Epps	4	0	4	0			0	24
Lofton	4	0	4	0			0	24
Ellerson	3	3	0	0			0	18
Stanley	3	0	2	1			0	18
Ellis	2	2	0	0			0	12
M.Lewis	2	0	2	0			0	12
*Davis	1	0	1	0			0	6
Ivery	1	0	1	0			0	6
Ross	1	0	1	0			0	6
Simmons	1	0	1	0			0	6
Stills	1	0	0	1			0	6
West	1	0	1	0			0	6
Wright	1	1	0	0			0	6
Packers	29	8	18	3	29/29	17/27	0	254
Opponents	52	16	5	4	48/52	18/25	2	418

	GB	Opp
Total First Downs	286	313
Rushing	96	135
Passing	172	151
Penalty	18	27
Third Downs	79/222	94/217
Efficiency	35.6	43.3
Fourth Downs	13/25	7/14
Efficiency	52.0	50.0
Possession Avg.	28:54	31:06
Total Net Yards	5061	5015
Avg. Per Game	316.3	313.4
Total Plays	1026	1041
Avg. Per Play	4.9	4.8
Net Yards Rushing	1614	2095
Avg. Per Game	100.9	130.9
Total Rushes	424	565
Net Yards Passing	3447	2920
Avg. Per Game	215.4	182.5
Sacked/Yards Lost	37/261	28/222
Gross Yards	3708	3142
Att./Completions	565/305	448/267
Completion Pct.	54.0	59.6
Had Intercepted	27	20

	GB	Opp
Punts/Average	75/37.7	70/39.6
Net Punting Avg.	75/32.2	70/31.3
Penalties/Yards	128/949	79/657
Fumbles/Ball Lost	35/18	32/12
Touchdowns	29	52
Rushing	8	16
Passing	18	31
Returns	3	5

By Quarter	Q1	Q2	Q3	Q4	OT	Pts
Packers	57	80	65	52	0	254
Opponents	124	106	78	110	0	418

	Rushing	No	Yds	Avg	Long	TD
*Davis	.114	519	4.6	50	0	0
Ellis	.84	345	4.1	24	2	2
Carruth	.81	308	3.8	42	2	2
Ellerson	.90	287	3.2	18	3	0
Clark	.18	41	2.3	9	0	0
Wright	.18	41	2.3	18	1	0
Ivery	.4	25	6.3	15	0	0
Stanley	.1	19	19.0	19	0	0
Epps	.4	18	4.5	20	0	0
Fusina	.7	11	1.6	6	0	0
Ferragamo	.1	0	0.0	0	0	0
Renner	.1	0	0.0	0	0	0
Swanke	.1	0	0.0	0	0	0
Packers	.424	1614	3.8	50	8	16
Opponents	.565	2095	3.7	41t	16	16

NFC Central	W	L	T	Pct	Pts	OP
Chicago	14	2	0	.875	352	187
Minnesota	9	7	0	.563	398	273
Detroit	5	11	0	.313	277	326
Green Bay	4	12	0	.250	254	418
Tampa Bay	2	14	0	.125	239	473

	Receiving	No	Yds	Avg	Long	TD
Lofton	.64	840	13.1	36	4	4
Epps	.49	612	12.5	53t	4	2
Stanley	.35	723	20.7	62	2	2
Ivery	.31	385	12.4	42	1	1
Ellis	.24	258	10.8	29	0	0
Carruth	.24	134	5.6	19	2	1
*Davis	.21	142	6.8	18	2	1
Ross	.17	143	8.4	16	1	1
West	.15	199	13.3	46t	1	0
Ellerson	.12	130	10.8	32	0	0
Clark	.6	41	6.8	12	0	0
*Moffitt	.4	87	21.8	34	0	0
M.Lewis	.2	7	3.5	4t	2	2
Franz	.1	7	7.0	7	0	0
Packers	.305	3708	12.2	62	18	18
Opponents	.267	3142	11.8	84	31	31

Sacks: *Harris 8, Greenwood 3, Johnson 3, Carreker 2.5, Brown 2, Noble 2, Leopold 1.5, Cade 1, Greene 1, Martin 1, Scott 1, Thomas 1, *Watts 1, Packers 28, Opponents 37

— rookie

Field Goals	1-19	20-29	30-39	40-49	50+
Del Greco	0/0	8/8	4/6	3/9	2/4
Packers	0/0	8/8	4/6	3/9	2/4
Opponents	1/1	7/8	6/8	3/5	1/3

Del Greco:	(26G, 40N)(50G)
(22G, 46G, 45G, 50G, 52N)(0)(0)(24G)(57N, 42N, 22G)	
(34G, 43N)(37N, 40N)(27G, 49B)(33N, 22G)	
(34G, 48G, 24G, 46N)(39G, 20G)(0)(34G)	
Opponents: (20G)(20G)(34G, 52G, 27G)	
(25B)(48N)(30N)(0)(35N, 27G)(25G, 40G, 56N)	
(30G)(50B)(46N, 32G)(44G, 30G, 32G, 19G)	
(28G, 31G)(0)(46G, 26G)	

Interceptions	No	Yds	Avg	Long	TD
Lee	.9	33	3.7	11	0
Cade	.4	26	6.5	18	0
Greene	.2	0	0.0	0	0
Stills	.1	58	58.0	58t	1
Leopold	.1	21	21.0	21	0
*Watts	.1	6	6.0	6	0
Anderson	.1	3	3.0	3	0
Flynn	.1	0	0.0	0	0
Packers	.20	147	7.4	58t	1
Opponents	.27	357	13.2	88t	3

Punting	No	Yds	Avg	TB	In	Lg	B
Bracken	.55	2203	40.1	5	6	63	2
Renner	.15	622	41.5	1	2	50	3
Packers	.75	2825	37.7	6	8	63	5
Opponents	.70	2769	39.6	13	16	61	2

Punt Returns	Ret	FC	Yds	Avg	Long	TD
Stanley	.33	7	316	9.6	83t	1
Packers	.33	7	316	9.6	83t	1
Opponents	.44	5	287	6.5	17	0

Kickoff Returns	No	Yds	Avg	Long	TD
Stanley	.28	559	20.0	55	0
*Davis	.12	231	19.3	35	0
*Watts	.12	239	19.9	40	0
Stills	.10	209	20.9	38	0
Ellerson	.7	154	22.0	57	0
Carruth	.4	40	10.0	20	0
*Berry	.1	16	16.0	16	0
Epps	.1	21	21.0	21	0
Noble	.1	1	1.0	1	0
Packers	.62	1470	19.3	57	0
Opponents	.62	1181	19.0	64	0

Passing	Att	Cmp	Yds	Cmp%	Yds/Att	TD	TD%	Int	Int%	LG	Sck/Yds	Rtg
Wright	.492	263	3247	53.5	6.60	17	3.5	23	4.7	62	33/243	66.2
Ferragamo	.40	23	283	57.5	7.08	1	2.5	3	7.5	50	1/15	56.6
Fusina	.32	19	178	59.4	5.56	0	0.0	1	3.1	42	1/3	61.7
Lofton	.1	0	0	0.0	0.00	0	0.0	0	0.0	0	0/0	39.6
Packers	.565	305	3708	54.0	6.56	18	3.2	27	4.8	62	37/261	65.1
Opponents	.448	267	3142	59.6	7.01	31	6.9	20	4.5	84	28/222	65.4

Primary Starters

WR	J.Lofton	LE	A.Carreker
LT	K.Ruettgers	NT	C.Martin
LG	*T.Neville	D.Humphrey	
C	K.Swanke	RE	R.Brown
	M.Cannon	LOLB	*T.Harris
RG	R.Hallstrom	J.Anderson	
RT	A.Veingrad	LILB	R.Scott
TE	D.Ross	RILB	J.Dorsey
	E.West	B.Noble	
WR	P.Epps	ROLB	B.Noble
QB	R.Wright	B.Leopold	
RB	G.Ellerson (6)	LCB	M.Lee
	*K.Davis (6)	RCB	M.Cade
	G.Ellis (4)	SS	T.Greene
FB	P.Carruth	FS	K.Stills
			T.Flynn

ADMIN. & COACHES
 VETERANS
 DRAFT & FREE AGENTS
 1986
 LAMBEAU FIELD
 MISC.

1987 5-9-1, .367, THIRD, NFC CENTRAL

Head Coach:	Forrest Gregg	GB	Opp	Attend	Site	Starting QB	Temp	
S 13	Los Angeles Raiders (GB)	L	0	20	54,983	LF	R.Wright	65
S 20	Denver Broncos (Milw)	T	17	17	50,624	CoS	D.Majkowski	58
O 4	@ Minnesota Vikings	*W	23	16	13,911	MD	A.Risher	dome
O 11	Detroit Lions (GB)	*+L	16	19	35,779	LF	A.Risher	45
O 18	Philadelphia Eagles (GB)	*+W	16	10	35,842	LF	A.Risher	52
O 25	@ Detroit Lions	W	34	33	27,278	PSD	D.Majkowski	dome
N 1	Tampa Bay Buccaneers (Milw)	L	17	23	50,308	CoS	D.Majkowski	52
N 8	Chicago Bears (GB)	L	24	26	53,320	LF	R.Wright	41
N 15	@ Seattle Seahawks	L	13	24	60,963	KD	R.Wright	dome
N 22	@ Kansas City Chiefs	W	23	3	34,611	ArS	D.Majkowski	56
N 29	@ Chicago Bears	L	10	23	61,638	SF	R.Wright	42
D 6	San Francisco 49ers (GB)	L	12	23	51,118	LF	R.Wright	33
D 13	Minnesota Vikings (Milw)	W	16	10	47,059	CoS	R.Wright	33
D 19	@ New York Giants	L	10	20	51,013	GS	R.Wright	34
D 27	@ New Orleans Saints	L	24	33	68,364	LSD	D.Majkowski	dome
				255	300	696,811		

Home: 2-5-1 (379,033) Away: 3-4 (317,778)* — replacement game; + — overtime
Game Lost to Strike: S 27 @ Tampa Bay Buccaneers

	GB	Opp				
Total First Downs	248	296				
Rushing	97	118				
Passing	133	152				
Penalty	18	26				
Third Downs	68/217	86/220				
Efficiency	31.3	39.1				
Fourth Downs	2/8	10/14				
Efficiency	25.0	71.4				
Possession Avg.	29:02	30:58				
Total Net Yards	4482	4923				
Avg. Per Game	298.8	328.2				
Total Plays	964	1024				
Avg. Per Play	4.6	4.8				
Net Yards Rushing	1801	1920				
Avg. Per Game	120.1	128.0				
Total Rushes	464	521				
Net Yards Passing	2681	3003				
Avg. Per Game	178.7	200.2				
Sacked/Yards Lost	45/296	34/197				
Gross Yards	2977	3200				
Att./Completions	455/234	469/279				
Completion Pct.	51.4	59.5				
Had Intercepted	17	18				
Punts/Average	93/39.3	77/40.1				
Net Punting Avg.	93/33.5	77/34.0				
Penalties/Yards	135/1103	104/852				
Fumbles/Ball Lost	35/18	42/24				
Touchdowns	28	31				
Rushing	13	15				
Passing	15	14				
Returns	0	2				
By Quarter	Q1	Q2	Q3	Q4	OT	Pts
Packers	80	75	42	52	6	255
Opponents	40	98	71	88	3	300

NFC Central	W	L	T	Pct	Pts	OP
Chicago	11	4	0	.733	356	282
Minnesota	8	7	0	.533	336	335
Green Bay	5	9	1	.367	255	300
Tampa Bay	4	11	0	.267	286	360
Detroit	4	11	0	.267	269	384

Primary Starters					
WR	P.Epps	LE	A.Carreker		
LT	K.Ruettgers	NT	J.Boyersker		
LG	R.Moran		D.Caldwell		
C	M.Cannon	RE	R.Brown		
RG	R.Hallstrom	LOLB	J.Anderson		
RT	K.Uecker	LILB	B.Noble		
	S.Collier	RILB	*J.Holland		
TE	E.West	ROLB	T.Harris		
WR	W.Stanley	LCB	M.Lee		
QB	R.Wright	RCB	D.Brown		
	*D.Majkowski	SS	M.Murphy		
RB	K.Davis	FS	K.Stills		
FB	J.Clark				

Sacks: Harris 7, J.Anderson 4, Carreker 4, R.Brown 3, Boyersker 2, *Drost 2, E.Johnson 2, Murphy 2, Browner 1, *Holland 1, K.Johnson 1, Jordan 1, Martin 1, J.Morris 1, Noble 1, *Caldwell 0.5, *Sullivan 0.5, Packers 34, Opponents 45

	Rushing	No	Yds	Avg	Long	TD
Davis	109	413	3.8	39t	3	5
*Fullwood	84	274	3.3	18	5	5
Willhite	53	251	4.7	61	0	0
Clark	56	211	3.8	57	0	0
Carruth	64	192	3.0	23	3	3
*Majkowski	15	127	8.5	33	0	0
Wright	13	70	5.4	27	0	0
Risher	11	64	5.8	15	1	1
Stanley	4	38	9.5	24	0	0
Hargrove	11	38	3.5	7	0	0
Parker	8	33	4.1	17	0	0
Weigel	10	26	2.6	7	0	0
*Sterling	5	20	4.0	9	0	0
Thomas	5	19	3.8	5	0	0
*La.Morris	8	18	2.3	10	0	0
Cook	2	3	1.5	2	0	0
*Scott	1	2	2.0	2	0	0
*Le.Morris	2	2	1.0	4	0	0
Epps	1	0	0.0	0	0	0
Hunter	1	0	0.0	0	0	0
*Neal	1	0	0.0	0	0	0
Packers	464	1801	3.9	61	13	15
Opponents	521	1920	3.7	57t	17	13

	Receiving	No	Yds	Avg	Long	TD
Stanley	38	672	17.7	70t	3	3
*Neal	36	420	11.7	38	3	0
Epps	34	516	15.2	40	2	2
Clark	22	119	5.4	19	1	1
West	19	261	13.7	40	1	1
*Le.Morris	16	259	16.2	46t	1	0
Davis	14	110	7.9	35	0	0
*Paskett	12	188	15.7	47t	1	0
Carruth	10	78	7.8	19	1	0
*Scott	8	79	9.9	16	0	0
Summers	7	83	11.9	17	1	1
Willhite	6	37	6.2	12	0	0
Parker	3	22	7.3	13	0	0
Thomas	2	52	26.0	30t	1	0
*Harden	2	29	14.5	15	0	0
*Fullwood	2	11	5.5	12	0	0
Redick	1	18	18.0	18	0	0
Weigel	1	17	17.0	17	0	0
Hargrove	1	6	6.0	6	0	0
Packers	234	2977	12.7	70t	15	15
Opponents	279	3200	11.5	63t	14	17

	Punt Returns	FC	Yds	Avg	Long	TD
Stanley	28	4	173	6.2	48	0
*Scott	2	7	11.8	36	0	0
*Le.Morris	1	0	1.0	1	0	0
Packers	35	6	245	7.0	48	0
Opponents	54	8	422	7.8	37	0

Scoring	TD	Ru	Pa	Rt	PAT	FG	S	Pts
Zendejas	0	0	0	0	13/15	16/19	0	61
*Fullwood	5	0	0	0			0	30
Del Greco	0	0	0	0	11/11	5/10	0	26
Carruth	4	3	1	0			0	24
Davis	3	3	0	0			0	18
*Neal	3	0	3	0			0	18
Stanley	3	0	3	0			0	18
Eggs	2	0	2	0			0	12
Clark	1	0	1	0			0	6
Hargrove	1	0	1	0			0	6
*Le.Morris	1	0	1	0			0	6
*Paskett	1	0	1	0			0	6
Risher	1	0	1	0			0	6
Summers	1	0	1	0			0	6
Thomas	1	0	1	0			0	6
West	1	0	1	0			0	6
Packers	28	13	15	0	24/26	21/29	0	255
Opponents	31	15	14	2	29/30	27/36	2	300

Field Goals	1-19	20-29	30-39	40-49	50+
Zendejas	0/0	3/3	6/7	7/8	0/1
Del Greco	0/0	1/2	2/4	2/4	0/0
Packers	0/0	4/5	8/11	9/12	0/1
Opponents	0/0	11/11	8/9	5/13	3/3

Zendejas:	0	(35G,43G,34G)(39G,28G,45G)
(42G,0)(31G,48G)(40G)(42N,32G,50B,37B)		
(30G,45G)(47G)(26G)(24G)		
Del Greco: (1)(32G,47N)(0)(22G,37N,45G)(47N,36G)		
(39B,26N,47G)(0)(0)(0)(0)		
Opponents: (47N,40G,27G)(38G,40N)(41N)		
(23G,32G,42N,27G,31G)(44G)(23G,45N)		
(48G,36G,46G)(47N,48N,27G,29G,24G,52G)(24G)		
(34G,49N)(21G,27G,52G)(25G)(35N,34G)(0)		
(31G,52G,48G,32G)		

Interceptions	No	Yds	Avg	Long	TD
J.Morris	3	135	45.0	73	0
D.Brown	3	16	5.3	11	0
J.Anderson	2	22	11.0	13	0
*Holland	2	4	2.0	4	0
Mansfield	1	14	14.0	14	0
Greene	1	11	11.0	11	0
Noble	1	10	10.0	10	0
Carreker	1	6	6.0	6	0
K.Johnson	1	2	2.0	2	0
*Harrison	1	0	0.0	0	0
Lee	1	0	0.0	0	0
Melka	1	0	0.0	0	0
Packers	18	220	12.2	73	0
Opponents	17	115	6.8	35	1

Punting	No	Yds	Avg	TB	In	Lg	B
Bracken	72	2947	40.9	5	13	65	1
Renner	20	712	35.6	1	4	49	0
Packers	93	3659	39.3	6	17	65	1
Opponents	77	3084	40.1	11	22	71	0

Kickoff Returns	No	Yds	Avg	Long	TD
*Fullwood	24	510	21.3	46	0
Cook	10	147	14.7	38	0
*Le.Morris	6	104	17.3	28	0
*Harden	4	72	18.0	20	0
*Neal	4	44	11.0	18	0
Stanley	3	47	15.7	29	0
*Jefferson	2	30	15.0	18	0
*Scott	2	32	16.0	23	0
Carruth	1	8	8.0	8	0
Cherry	1	0	0.0	0	0
*Sterling	1	0	0.0	0	0
Weish					

4-12-0, .250, FIFTH, NFC CENTRAL 1988

Head Coach: Lindy Infante		GB	Opp	Attend	Site	Starting QB	Temp
S 4	Los Angeles Rams (GB)	L	7	34	53,769	LF	R.Wright 70
S 11	Tampa Bay Buccaneers (GB)	L	10	13	52,584	LF	R.Wright 75
S 18	@ Miami Dolphins	L	17	24	54,409	JRS	R.Wright 87
S 25	Chicago Bears (GB)	L	6	24	56,492	LF	R.Wright 70
O 2	@ Tampa Bay Buccaneers	L	24	27	40,003	TaS	R.Wright 85
O 9	New England Patriots (Milw)	W	45	3	51,932	CoS	D.Majkowski 56
O 16	@ Minnesota Vikings	W	34	14	59,053	MD	D.Majkowski dome
O 23	Washington Redskins (Milw)	L	17	20	51,767	CoS	D.Majkowski 46
O 30	@ Buffalo Bills	L	0	28	79,176	RiS	D.Majkowski 40
N 6	@ Atlanta Falcons	L	0	20	29,952	FCS	D.Majkowski 54
N 13	Indianapolis Colts (GB)	L	13	20	53,492	LF	D.Majkowski 39
N 20	Detroit Lions (Milw)	L	9	19	44,327	CoS	D.Majkowski 38
N 27	@ Chicago Bears	L	0	16	62,026	SD	D.Majkowski 39
D 4	@ Detroit Lions	L	14	30	28,124	PF	R.Wright dome
D 11	Minnesota Vikings (GB)	W	18	6	48,892	LF	R.Wright 14
D 18	@ Phoenix Cardinals	W	26	17	44,586	Sdv	D.Majkowski 62
			240	315	810,584		
Home: 2-6 (413,255)		Away: 2-6 (397,329)					

	GB	Opp	Rushing	No	Yds	Avg	Long	TD
Total First Downs	280	281	Fullwood	101	483	4.8	33t	7
Rushing	78	130	Majkowski	47	225	4.8	24	1
Passing	175	136	*Woodside	83	195	2.3	10	3
Penalty	27	15	Mason	48	194	4.0	17	0
Third Downs	77/215	76/215	Davis	39	121	3.1	27	1
Efficiency	35.8	35.3	Carruth	49	114	2.3	14	0
Fourth Downs	7/14	8/16	Wright	8	43	5.4	19	2
Efficiency	50.0	50.0	Matthews	3	3	1.0	4	0
Possession Avg.	29:16	30:44	*Collins	2	2	1.0	2	0
Total Net Yards	4664	4843	Stanley	1	1	1.0	1	0
Avg. Per Game	291.5	302.7	*Sharpe	4	-2	-0.5	5	0
Total Plays	1018	1018	Packers	385	1379	3.6	33t	14
Avg. Per Play	4.6	4.8	Opponents	514	2110	4.1	80t	17
Net Yards Rushing	1379	2110						
Avg. Per Game	86.2	131.9						
Total Rushes	385	514						
Net Yards Passing	3285	2733						
Avg. Per Game	205.3	170.8						
Sacked/Yards Lost	51/324	30/216						
Gross Yards	3609	2949						
Att./Completions	582/319	474/256						
Completion Pct.	54.8	54.0						
Had Intercepted	24	20						
Punts/Average	86/38.2	76/37.6						
Net Punting Avg.	86/31.8	76/33.6						
Penalties/Yards	94/785	112/903						
Fumbles/Ball Lost	44/26	33/21						
Touchdowns	29	34						
Rushing	14	17						
Passing	13	12						
Returns	2	5						

By Quarter	Q1	Q2	Q3	Q4	OT	Pts
Packers	58	58	47	77	0	240
Opponents	78	131	38	68	0	315

Sacks: Harris 13.5, Winter 5, *Patterson 4, R.Brown 1.5, Anderson 1, Dent 1, Greene 1, Stephen 1, Stills 1, Boyarsky 0.5, Noble 0.5, Packers 30, Opponents 51

Primary Starters		
WR	*S.Sharpe	A.Carreker
	P.Kemp	B.Winter
LT	K.Ruettgers	B.Nelson
LG	R.Moran	R.Brown
C	M.Cannon	J.Anderson
RG	R.Hallstrom	B.Noble
RT	K.Uecker	J.Holland
TE	E.West	J.Holland
WR	*S.Sharpe	J.Dorsey
	W.Stanley	T.Harris
QB	D.Majkowski	M.Lee
	R.Wright	D.Brown
RB	*K.Woodside	SS
	K.Davis	M.Murphy
FB	B.Fullwood	K.Stills
	P.Carruth	

Scoring	TD	Ru	Pa	Rt	PAT	FG	S	Pts
Fullwood	8	7	1	0			0	48
Zendejas	0	0	0	0	17/19	9/16	0	44
*Woodside	5	3	2	0			0	30
West	3	0	3	0			0	18
Matthews	2	0	2	0			0	12
Wright	2	2	0	0			0	12
Dawson	0	0	0	0	1/2	3/5	0	10
Harris	1	0	0	0			2	10
Davis	1	1	0	0			0	6
Didier	1	0	1	0			0	6
D.Dorsey	0	0	0	0	3/4	1/3	0	6
Hackett	1	0	1	0			0	6
Majkowski	1	1	0	0			0	6
Mason	1	0	1	0			0	6
Pitts	1	0	1	0			0	6
Scott	1	0	1	0			0	6
*Sharpe	1	0	1	0			0	6
Burrow	0	0	0	0	2/4	0/1	0	2
Packers	29	14	3	2	23/29	13/25	2	240
Opponents	34	17	12	5	34/34	25/35	1	315

Field Goals	1-19	20-29	30-39	40-49	50+
Zendejas	0/0	2/3	4/5	2/6	1/2
D.Dorsey	0/0	1/1	0/0	0/2	0/0
Dawson	0/0	2/2	1/2	0/1	0/0
Burrow	0/0	0/0	0/0	0/1	0/0
Packers	0/0	5/6	5/7	2/10	1/2
Opponents	1/1	12/13	6/7	4/7	2/6

Zendejas: (1)(50G,48B,52N)(36G)(0)(44G,32N,43N)
 (25G,43N)(37G,22G,36G,45G)(34G,46N,24N)(0)
 0000000
D.Dorsey: 000000000000(48N,43N)(0)(20G)(0)
Dawson: 00000000(45N)(22G,20G)(36N,32G)0000

NFC Central	W	L	T	Pct	Pts	OP
Chicago	12	4	0	.750	312	215
Minnesota	11	5	0	.688	406	233
Tampa Bay	5	11	0	.313	261	350
Detroit	4	12	0	.250	220	313
Green Bay	4	12	0	.250	240	315

Receiving	No	Yds	Avg	Long	TD
*Sharpe	55	791	14.4	51	1
Kemp	48	620	12.9	36	0
*Woodside	39	352	9.0	49t	2
West	30	276	9.2	35	3
Stanley	28	436	15.6	56	0
Carruth	24	211	8.8	31	0
Scott	20	275	13.8	41	1
Fullwood	20	128	6.4	30t	1
Matthews	15	167	11.1	25	2
Epps	11	99	9.0	25	0
Davis	11	81	7.4	11	0
Mason	8	84	10.5	39	1
Didier	5	37	7.4	15	1
*Boltin	2	33	16.5	18	0
Collins	2	17	8.5	9	0
Hackett	1	2	2.0	2t	1
Packers	319	3609	11.3	56	13
Opponents	256	2949	11.5	46t	12

Punt Returns	Ret	FC	Yds	Avg	Long	TD
Stanley	12	3	52	4.3	15	0
Pitts	9	6	93	10.3	63t	1
*Sharpe	9	7	48	5.3	14	0
Jefferson	5	2	15	3.0	9	0
Packers	35	18	208	5.9	63t	1
Opponents	39	14	314	8.1	46	0

Passing	Att	Cmp	Yds	Cmp%	Yds/Att	TD	TD%	Int	Int%	LG	Sck/Yds	Rtg
Majkowski	336	178	2119	53.0	6.31	9	2.7	11	3.3	56	31/176	67.8
Wright	244	141	1490	57.8	6.11	4	1.6	13	5.3	51	20/148	58.9
Carruth	2	0	0	0.0	0.0	0	0.0	0	0.0	0	0/0	39.6
Packers	582	319	3609	54.8	6.20	13	2.2	24	4.1	56	51/324	63.9
Opponents	474	256	2949	54.0	6.22	12	2.5	20	4.2	46t	30/216	63.9

Punting	No	Yds	Avg	TB	In	Lg	B
Bracken	85	3827	38.7	12	20	62	1
Packers	86	3287	38.2	12	20	62	1
Opponents	76	2859	37.6	5	22	69	1

Interceptions	No	Yds	Avg	Long	TD
Murphy	5	19	3.8	9	0
*Cecil	4	56	14.0	33	0
Lee	3	37	12.3	27	0
Stills	3	29	9.7	17	0
D.Brown	3	27	9.0	15	0
Pitts	2	56	28.0	31	0
Packers	20	224	11.2	33	0
Opponents	24	386	16.1	90t	4

Kickoff Returns	No	Yds	Avg	Long	TD
Fullwood	21	421	20.0	31	0
*Woodside	19	343	18.1	29	0
Scott	12	207	17.3	27	0
Jefferson	4	116	29.0	46	0
Stanley	2	39	19.5	22	0
Hackett	1	9	9.0	9	0
*Hill	1	1	1.0	1	0
Pitts	1	17	17.0	17	0
*Sharpe	1	17	17.0	17	0
Stills	1	4	4.0	4	0
Winter	1	7	7.0	7	0
Packers	64	1181	18.5	46	0
Opponents	49	966	19.7	37	0

* - rookie

COMMUNITY
 ADMIN. & COACHES
 VETERANS
 DRAFT & FREE AGENTS
 2023 REVIEW
 1988

LAMBEAU FIELD
 MISC.

1989 10-6-0, .625, SECOND, NFC CENTRAL

Head Coach:	Lindy Infante	GB	Opp	Attend	Site	Starting QB	Temp
S 10	Tampa Bay Buccaneers (GB)	L	21	56,650	LF	D.Majkowski	66
S 17	New Orleans Saints (GB)	W	35	54,809	LF	D.Majkowski	71
S 24	@ Los Angeles Rams	L	38	41,577,01	AnS	D.Majkowski	86
O 1	Atlanta Falcons (Milw)	W	23	21,54,647	CoS	D.Majkowski	70
O 8	Dallas Cowboys (GB)	W	31	13,56,656	LF	D.Majkowski	47
O 15	@ Minnesota Vikings	L	14	26,62,075	MD	D.Majkowski	dome
O 22	@ Miami Dolphins	L	20	23,56,624	JRS	D.Majkowski	78
O 29	Detroit Lions (Milw)	+W	23	20,53,731	CoS	D.Majkowski	67
N 5	Chicago Bears (GB)	W	14	13,56,556	LF	D.Majkowski	53
N 12	@ Detroit Lions	L	22	31,44,324	PSD	D.Majkowski	dome
N 19	@ San Francisco 49ers	W	21	17,62,219	CP	D.Majkowski	78
N 26	Minnesota Vikings (Milw)	W	20	19,55,592	CoS	D.Majkowski	41
D 3	@ Tampa Bay Buccaneers	W	17	16,58,120	TaS	D.Majkowski	60
D 10	Kansas City Chiefs (GB)	L	3	21,56,694	LF	D.Majkowski	23
D 17	@ Chicago Bears	W	40	28,44,781	SF	D.Majkowski	10
D 24	@ Dallas Cowboys	W	20	10,41,265	TxS	D.Majkowski	35
			362	356	872,444		
Home: 6-2 (445,335)		Away: 4-4 (427,109)				+ — overtime	

	GB	Opp	Rushing	No	Yds	Avg	Long	TD
Total First Downs	342	307	Fullwood	204	821	4.0	38	5
Rushing	114	116	Majkowski	75	358	4.8	20	5
Passing	207	179	Woodside	46	273	5.9	68t	1
Penalty	21	12	Haddix	44	135	3.1	10	0
Third Downs	93/204	86/191	Fontenot	17	69	4.1	19	1
Efficiency	45.6	45.0	Kemp	5	43	8.6	14	0
Fourth Downs	8/12	5/6	Sharpe	2	25	12.5	26	0
Efficiency	66.7	83.3	*Workman	4	8	2.0	3	1
Possession Avg.	30:21	29:39	Packers	397	1732	4.4	68t	13
Total Net Yards	5780	5347	Opponents	460	2008	4.4	73	15
Avg. Per Game	361.3	334.2						
Total Plays	1045	970						
Avg. Per Play	5.5	5.5						
Net Yards Rushing	1732	2008						
Avg. Per Game	108.3	125.5						
Total Rushes	397	460						
Net Yards Passing	4048	3339						
Avg. Per Game	253.0	208.7						
Sacked/Yards Lost	48/277	34/214						
Gross Yards	4325	3553						
Att./Completions	600/354	476/302						
Completion Pct.	59.0	63.4						
Had Intercepted	20	25						
Punts/Average	66/40.6	65/40.7						
Net Punting Avg.	66/31.0	65/35.9						
Penalties/Yards	81/666	105/851						
Fumbles/Ball Lost	35/13	28/15						
Touchdowns	42	41						
Rushing	13	15						
Passing	27	22						
Returns	2	4						

NFC Central	W	L	T	Pct	Pts	QP
Minnesota	10	6	0	.625	351	275
Green Bay	10	6	0	.625	362	356
Detroit	7	9	0	.438	312	364
Chicago	6	10	0	.375	358	377
Tampa Bay	5	11	0	.313	320	419

Receiving	No	Yds	Avg	Long	TD
Sharpe	90	1423	15.8	79t	12
Woodside	59	527	8.9	33	0
Kemp	48	611	12.7	39	2
Fontenot	40	372	9.3	38t	3
*Query	23	350	15.2	45	2
West	22	269	12.2	31	5
Fullwood	19	214	11.3	67	0
Matthews	18	200	11.1	25	0
Haddix	15	111	7.4	23	1
Bland	11	164	14.9	46t	1
Didier	7	71	10.1	24	1
Spagnola	2	13	6.5	14	0
Packers	354	4325	12.2	79t	27
Opponents	302	3553	11.8	61	22

Sacks: Harris 19.5, R.Brown 3, Greene 2, Noble 2, Winter 2, Hall 1, Murphy 1, Nelson 1, Stephen 1, Weddington 1, Patterson 0.5, Packers 34, Opponents 48

Primary Starters

WR	P.Kemp	LE	B.Winter
LT	K.Ruettgers	R.Brown	
LG	R.Moran	NT	B.Nelson
C	B.Bush	RE	R.Brown
RG	R.Hallstrom		S.Patterson
RT	A.Veingrad	LOLB	J.Anderson
TE	E.West	LILB	B.Noble
WR	S.Sharpe	RILB	J.Holland
QB	D.Majkowski	ROLB	T.Harris
RB	K.Woodside	LCB	M.Lee
FB	B.Fullwood		V.Jakes
		RCB	D.Brown
		SS	M.Murphy
		FS	K.Stills

Passing	Att	Cmp	Yds	Cmp%	Yds/Att	TD	TD%	Int	Int%	LG	Sck/Yds	Rtg
Majkowski	599	353	4318	58.9	7.21	27	4.5	20	3.3	79t	47/268	82.3
*Dilweg	1	1	7	100.0	7.00	0	0.0	0	0.0	7	0/0	95.8
Fontenot	0	0	0	0.0	0.00	0	0.0	0	0.0	0	1/9	0.0
Packers	600	354	4325	59.0	7.21	27	4.5	20	3.3	79t	48/277	82.4
Opponents	476	302	3553	63.4	7.46	22	4.6	25	5.3	61	34/214	79.6

Scoring	TD	Ru	Pa	Pat	PAT	FG	S	Pts
*Jacke	0	0	0	0	42/42	22/28	0	108
Sharpe	13	0	12	1	0	0	0	78
Fullwood	5	5	0	0	0	0	0	30
Majkowski	5	5	0	0	0	0	0	30
West	5	0	0	0	0	0	0	30
Fontenot	4	1	3	0	0	0	0	24
Bland	2	0	1	1	0	0	0	12
Kemp	2	0	2	0	0	0	0	12
*Query	2	0	2	0	0	0	0	12
Didier	1	0	1	0	0	0	0	6
Haddix	1	0	1	0	0	0	0	6
Woodside	1	1	0	0	0	0	0	6
*Workman	1	1	0	0	0	0	0	6
Packers	42	13	27	2	42/42	22/28	1	362
Opponents	41	15	22	4	39/41	23/30	1	356

Field Goals	1-19	20-29	30-39	40-49	50+
*Jacke	1/1	9/9	4/6	7/9	1/3
Packers	1/1	9/9	4/6	7/9	1/3
Opponents	2/2	4/4	8/10	8/12	1/2
Jacke	(0)(43G)(35G,52G,22G)(26G,46N,37B)				
	(0)(44G,21G)(49G,21G,50N,38G)				
	(34G,52N,40G)(38N)(36G,40N,42G)(47G)(25G)				
	(19G,44G,23G,21G)(28G,24G)				
Opponents:	(52G)(38G,32G)(39G,45G)				
	(46N)(51N,28G,47B)(36G,21G,33G)				
	(42G,34N,46G)(25G,37G)(45G)(45N,44G)				
	(19G,34G,27G,19G)(49G,49N,40G,36G)(34N)				
	(41G)				

Interceptions	No	Yds	Avg	Long	TD
D.Brown	6	12	2.0	12	0
Murphy	3	31	10.3	20	0
Stills	3	20	6.7	12	0
Stephen	2	16	8.0	8	0
Lee	2	10	5.0	10	0
Noble	2	10	5.0	10	0
Dent	1	53	53.0	53	0
Pitts	1	37	37.0	37	0
Holland	1	26	26.0	26	0
Cecil	1	16	16.0	16	0
Anderson	1	1	1.0	1	0
Greene	1	0	0.0	0	0
Jakes	1	0	0.0	0	0
Packers	25	232	9.3	53	0
Opponents	20	321	16.1	81t	2

Punting	No	Yds	Avg	TB	In	LG	B
Bracken	66	2682	40.6	11	17	63	0
Packers	66	2682	40.6	11	17	63	0
Opponents	65	2644	40.7	1	17	55	0

Punt Returns	Ret	FC	Yds	Avg	Long	TD
*Query	30	7	247	8.2	15	0
Sutton	5	1	42	8.4	17	0
Pitts	0	1	0	0.0	0	0
Packers	35	9	289	8.3	17	0
Opponents	30	11	416	13.9	74	0

Kickoff Returns	No	Yds	Avg	Long	TD
*Workman	33	547	16.6	46	0
Bland	13	256	19.7	37	0
Fullwood	11	243	22.1	35	0
*Query	6	125	20.8	28	0
Fontenot	2	30	15.0	20	0
Woodside	2	38	19.0	23	0
Didier	1	0	0.0	0	0
*Mandarch	1	0	0.0	0	0
Packers	69	1239	18.0	46	0
Opponents	63	1389	22.0	90	0

COMMUNITY
ADMIN. & COACHES
VETERANS
DRAFT & FREE AGENTS
REVIEW
1989

LAMBEAU FIELD
MISC.

6-10-0, .375, FOURTH, NFC CENTRAL 1990

Head Coach: Lindy Infante		GB	Opp	Attend	Site	Starting QB	Temp	
S 9	Los Angeles Rams (GB)	W	36	57,685	LF	A.Dilweg	79	
S 16	Chicago Bears (GB)	L	13	58,938	LF	A.Dilweg	57	
S 23	Kansas City Chiefs (GB)	L	3	58,817	LF	D.Majkowski	52	
S 30	@ Detroit Lions	W	24	64,509	PSD	D.Majkowski	dome	
O 7	@ Chicago Bears	L	13	59,929	SF	D.Majkowski	55	
O 14	@ Tampa Bay Buccaneers	L	14	26	67,472	TaS	D.Majkowski	88
O 28	Minnesota Vikings (Milw.)	W	24	10	55,125	CoS	D.Majkowski	46
N 4	San Francisco 49ers (GB)	L	20	24	58,835	LF	D.Majkowski	42
N 11	@ Los Angeles Raiders	W	29	16	50,855	LAC	D.Majkowski	87
N 18	@ Phoenix Cardinals	W	24	21	46,878	SDv	D.Majkowski	82
N 25	Tampa Bay Buccaneers (Milw.)	W	20	10	53,677	CoS	A.Dilweg	40
D 2	@ Minnesota Vikings	L	7	23	62,058	MD	A.Dilweg	dome
D 9	Seattle Seahawks (Milw.)	L	14	20	52,015	CoS	A.Dilweg	45
D 16	@ Philadelphia Eagles	L	0	31	65,627	VS	A.Dilweg	49
D 22	Detroit Lions (GB)	L	17	24	46,700	LF	B.Kiel	2
D 30	@ Denver Broncos	L	13	22	46,943	MHS	A.Dilweg	38
			271	347	906,063			
Home: 3-5 (441,792)		Away: 3-5 (464,271)						

Scoring	Td	Ru	Pa	Rt	PAT	FG	S	PTS
Jacke	0	0	0	0	28/29	23/30	0	97
Sharpe	6	0	0	0	0	0	0	36
West	5	0	5	0	0	0	0	30
Query	3	0	2	1	0	0	0	18
Haddix	2	0	2	0	0	0	0	12
Kemp	2	0	2	0	0	0	0	12
*Thompson	2	0	1	0	1	0	0	12
Fontenot	1	0	1	0	0	0	0	6
Fullwood	1	1	0	0	0	0	0	6
Greene	1	0	0	1	0	0	0	6
Kiel	1	1	0	0	0	0	0	6
Majkowski	1	1	0	0	0	0	0	6
Patterson	1	0	0	1	0	0	0	6
Weathers	1	0	1	0	0	0	0	6
Woodside	1	1	0	0	0	0	0	6
Workman	1	0	1	0	0	0	0	6
Packers	29	5	20	4	28/29	23/30	0	271
Opponents	40	16	20	4	39/40	22/34	1	347

	GB	Opp	Rushing	No	Yds	Avg	Long	TD
Total First Downs	276	286	Haddix	98	311	3.2	13	0
Rushing	72	113	*Thompson	76	264	3.5	37	1
Passing	183	160	Majkowski	29	186	6.4	24	1
Penalty	21	13	Woodside	46	182	4.0	21	1
Third Downs	76/196	85/210	Fullwood	44	124	2.8	16	1
Efficiency	38.8	40.5	Dilweg	21	114	5.4	22	0
Fourth Downs	5/12	3/9	Fontenot	17	76	4.5	18	0
Efficiency	41.7	33.3	Workman	8	51	6.4	31	0
Possession Avg.	29:34	30:26	Query	3	39	13.0	18	0
Total Net Yards	4675	5442	Sharpe	2	14	7.0	10	0
Avg. Per Game	292.2	340.1	Kiel	5	9	1.8	4	1
Total Plays	953	981	Kemp	1	-1	-1.0	-1	0
Avg. Per Play	4.9	5.5	Packers	350	1369	3.9	37	5
Net Yards Rushing	1369	2059	Opponents	475	2059	4.3	52	16
Avg. Per Game	85.6	128.7						
Total Rushes	350	475						
Net Yards Passing	3306	3383						
Avg. Per Game	206.6	211.4						
Sacked/Yards Lost	62/390	27/172						
Gross Yards	3696	3555						
Att./Completions	541/302	479/256						
Completion Pct.	55.8	53.4						
Had Intercepted	21	16						
Punts/Average	65/37.4	69/39.1						
Net Punting Avg.	65/32.7	69/31.7						
Penalties/Yards	84/669	109/854						
Fumbles/Ball Lost	37/22	26/14						
Touchdowns	29	40						
Rushing	5	16						
Passing	20	20						
Returns	4	4						

NFC Central	W	L	T	Pct	Pts	OP
Chicago	11	5	0	.688	348	280
Tampa Bay	6	10	0	.375	264	367
Detroit	6	10	0	.375	373	413
Green Bay	6	10	0	.375	271	347
Minnesota	6	10	0	.375	351	326

Receiving	No	Yds	Avg	Long	TD
Sharpe	67	1105	16.5	76T	6
Kemp	44	527	12.0	29	2
Query	34	458	13.5	47T	2
Weathers	33	390	11.8	29	1
Fontenot	31	293	9.5	59	1
West	27	356	13.2	50	5
Woodside	24	184	7.7	25	0
Haddix	13	94	7.2	28	2
*J.Harris	12	157	13.1	26	0
*Wilson	7	84	12.0	18	0
Workman	4	30	7.5	9	1
Fullwood	3	17	5.7	10	0
*Thompson	3	1	0.3	1	0
Packers	302	3696	12.2	76T	20
Opponents	256	3555	13.9	74	20

By Quarter	Q1	Q2	Q3	Q4	OT	Pts
Packers	36	76	57	102	0	271
Opponents	64	103	88	92	0	347

Sacks: T.Harris 7, Brock 4, Patterson 4, *Bennett 3, Brown 3, Dent 1, Holmes 1, Murphy 1, Nelson 1, Noble 1, Stephen 1, Packers 27, Opponents 62

* — rookie

Primary Starters

WR	P.Kemp	LE	M.Brock
LT	K.Ruettgers	NT	B.Nelson
LG	B.Ard	RE	R.Brown
C	J.Campen	LOLB	S.Stephen
RG	K.Uecker	LILB	B.Noble
RT	T.Mandich	RILB	J.Holland
TE	E.West	ROLB	T.Harris
WR	S.Sharpe	LCB	M.Lee
QB	D.Majkowski	RCB	J.Holmes
	A.Dilweg	SS	M.Murphy
RB	K.Woodside	FS	C.Cecil
FB	M.Haddix		T.Greene

Passing	Att	Cmp	Yds	Cmp%	Yds/Att	TD	TD%	Int	Int%	LG	Sck/Yds	Rtg
Majkowski	264	150	1925	56.8	7.29	10	3.8	12	4.5	76T	32/178	73.5
Dilweg	192	101	1267	52.6	6.60	8	4.2	7	3.6	59	22/150	72.1
Kiel	85	51	504	60.0	5.93	2	2.4	2	2.4	22	8/62	74.8
Packers	541	302	3696	55.8	6.83	20	3.7	21	3.9	76T	62/390	73.2
Opponents	479	256	3555	53.4	7.42	20	4.2	16	3.3	74	27/172	77.5

Field Goals	1-19	20-29	30-39	40-49	50+
Jacke	0/0	9/9	10/13	2/4	2/4
Packers	0/0	9/9	10/13	2/4	2/4
Opponents	0/0	9/10	8/12	3/7	2/5
Jacke:	(26G,53G,40G)(37G,37G)(46G)				
Jacke:	(49N,34G)(38G,27G)(51N)(35G)(30G,37G)				
Opponents:	(39G,51G,32G,23G,20G)(21G)(53N,25G,25G)(0)				
Opponents:	(37N)(47N)(33N,32N,25G)(37G,24G)				
Opponents:	(41N,41G)(41G)(20G)				
Opponents:	(34N,50N,51N,44N)(50G,32N,51G)				
Opponents:	(24G,32G,39G,32G)(20G,42N)(30N,22G)(24G)				
Opponents:	(58N)(33G)(29G,32G,41G)(37G,22G)(34G,22N)				
Opponents:	(41N,22G)(22G,31G)				

Interceptions	No	Yds	Avg	Long	TD
*Butler	3	42	14.0	28	0
Holmes	3	39	13.0	24	0
Murphy	3	6	2.0	4	0
Stephen	2	26	13.0	26	0
Holland	1	32	32.0	32	0
Patterson	1	9	9.0	9T	1
Cecil	1	0	0.0	0	0
Lee	1	0	0.0	0	0
Pitts	1	0	0.0	0	0
Packers	16	154	9.6	32	1
Opponents	21	293	14.0	47	2

Punting	No	Yds	Avg	TB	In	Lg	B
Bracken	64	2431	38.0	2	17	59	1
Packers	65	2431	37.4	2	17	59	1
Opponents	69	2698	39.1	10	16	61	2

Punt Returns	Ret	FC	Yds	Avg	Long	TD
Query	32	7	308	9.6	25	0
Pitts	0	2	0	0.0	0	0
Packers	32	9	308	9.6	25	0
Opponents	30	13	266	7.8	30	0

Kickoff Returns	No	Yds	Avg	Long	TD
*Wilson	35	798	22.8	36	0
Workman	14	210	15.0	26	0
Bland	7	104	14.9	24	0
Fontenot	3	88	29.3	50	0
*Thompson	3	103	34.3	76T	1
West	1	0	0.0	0	0
Packers	63	1303	20.7	76T	1
Opponents	56	1125	20.1	87	0

1991 4-12-0, .250, FOURTH, NFC CENTRAL

Head Coach:	Lindy Infante	GB	Opp	Attend	Site	Starting QB	Temp	
S 1	Philadelphia Eagles (GB)	L	3	20	58,991	LF	D.Majkowski 71	
S 8	@ Detroit Lions	L	14	23	43,132	PSD	D.Majkowski dome	
S 15	Tampa Bay Buccaneers (GB)	W	15	13	58,114	LF	D.Majkowski 77	
S 22	@ Miami Dolphins	L	13	16	56,583	JRS	D.Majkowski 86	
S 29	@ Los Angeles Rams	L	21	23	54,736	AnS	D.Majkowski 81	
O 6	Dallas Cowboys (Milw)	L	17	20	53,695	CoS	B.Kiel 47	
O 17	Chicago Bears (GB)	L	0	10	58,435	LF	D.Majkowski 65	
O 27	@ Tampa Bay Buccaneers	W	27	0	40,275	TaS	D.Majkowski 88	
N 3	@ New York Jets	+L	16	19	67,435	GS	D.Majkowski 54	
N 10	Buffalo Bills (Milw)	L	24	34	52,175	CoS	M.Tomczak 40	
N 17	Minnesota Vikings (GB)	L	21	35	57,614	LF	M.Tomczak 46	
N 24	Indianapolis Colts (Milw)	W	14	10	42,132	CoS	M.Tomczak 29	
D 1	@ Atlanta Falcons	L	31	35	43,270	FCS	M.Tomczak 64	
D 8	@ Chicago Bears	L	13	27	62,353	SF	M.Tomczak 57	
D 15	Detroit Lions (GB)	L	17	21	43,881	LF	M.Tomczak 10	
D 21	@ Minnesota Vikings	W	27	7	52,860	MD	M.Tomczak dome	
			273	313	845,681			
Home:	2-6 (425,037)	Away:	2-6 (420,644)					+ — overtime

	GB	Opp	Rushing	No	Yds	Avg	Long	TD
Total First Downs	259	298	Thompson	141	471	3.3	40t	1
Rushing	88	99	Woodside	84	326	3.9	29	1
Passing	150	177	Workman	71	237	3.3	30t	7
Penalty	21	22	Majkowski	25	108	4.3	15	2
Third Downs	77/220	85/220	Rice	30	100	3.3	21	0
Efficiency	37.2	38.6	Tomczak	17	93	5.5	48	1
Fourth Downs	8/14	10/19	Kiel	4	46	11.5	26	0
Efficiency	57.1	52.6	Sharpe	4	4	1.0	12	0
Possession Avg.	28:15	31:45	Wilson	3	3	1.0	5	0
Total Net Yards	4332	4812	Harris	1	1	1.0	1	0
Avg. Per Game	270.8	300.8	McJulien	1	0	0.0	0	0
Total Plays	940	1033	Packers	381	1389	3.6	48	12
Avg. Per Play	4.6	4.7	Opponents	457	1546	3.4	27	10
Net Yards Rushing	1389	1546						
Avg. Per Game	86.8	96.6						
Total Rushes	381	457						
Net Yards Passing	2943	3266						
Avg. Per Game	183.9	204.1						
Sacked/Yards Lost	45/270	45/307						
Gross Yards	3213	3573						
Att./Completions	514/272	531/305						
Completion Pct.	52.9	57.4						
Had Intercepted	19	15						
Punts/Average	86/40.4	76/42.1						
Net Punting Avg.	86/34.4	76/34.5						
Penalties/Yards	98/834	106/777						
Fumbles/Ball Lost	41/17	31/14						
Touchdowns	31	35						
Rushing	12	10						
Passing	17	20						
Returns	2	5						

	GB	Opp	Rushing	No	Yds	Avg	Long	TD
Total Net Yards	4332	4812						
Avg. Per Game	270.8	300.8						
Total Plays	940	1033						
Avg. Per Play	4.6	4.7						
Net Yards Rushing	1389	1546						
Avg. Per Game	86.8	96.6						
Total Rushes	381	457						
Net Yards Passing	2943	3266						
Avg. Per Game	183.9	204.1						
Sacked/Yards Lost	45/270	45/307						
Gross Yards	3213	3573						
Att./Completions	514/272	531/305						
Completion Pct.	52.9	57.4						
Had Intercepted	19	15						
Punts/Average	86/40.4	76/42.1						
Net Punting Avg.	86/34.4	76/34.5						
Penalties/Yards	98/834	106/777						
Fumbles/Ball Lost	41/17	31/14						
Touchdowns	31	35						
Rushing	12	10						
Passing	17	20						
Returns	2	5						

	Q1	Q2	Q3	Q4	OT	Pts
Packers	68	78	55	72	0	273
Opponents	47	102	49	112	3	313

Primary Starters

WR	P.Kemp	LE	M.Brock
LT	L.Cheek	NT	*E.Tualo
	K.Ruettgers	RE	R.Brown
LG	R.Moran	LOLB	S.Stephen
C	J.Campen	LILB	B.Noble
RG	R.Hallstrom	RILB	J.Holland
RT	T.Mandarich	ROLB	T.Bennett
TE	E.West	LCB	J.Holmes
	J.Harris	RCB	L.Butler
WR	S.Sharpe	SS	M.Murphy
QB	D.Majkowski	FS	C.Cecil
	M.Tomczak		
RB	K.Woodside		
FB	D.Thompson		

Scoring	TD	Ru	Pa	Rt	PAT	FG	S	Pts
Jacke	0	0	0	0	31/31	18/24	0	85
Workman	11	7	4	0			0	66
Sharpe	4	0	4	0			0	24
Harris	3	0	3	0			0	18
West	3	0	3	0			0	18
Kemp	2	0	2	0			0	12
Majkowski	2	2	0	0			0	12
Wilson	2	0	1	0			0	12
Noble	1	0	1	0			0	6
Thompson	1	1	0	0			0	6
Tomczak	1	1	0	0			0	6
Woodside	1	1	0	0			0	6
Paup	0	0	0	0			1	2
Packers	31	12	17	2	31/31	18/24	1	273
Opponents	35	10	5	34/35	23/31	0	0	313

Field Goals	1-19	20-29	30-39	40-49	50+
Jacke	0/0	9/9	4/5	4/9	1/1
Packers	0/0	9/9	4/5	4/9	1/1
Opponents	0/0	7/7	12/12	3/8	1/4

Jacke:	(21G)	(48N)	(24G, 31N, 22G)	(28G, 34G)	(42G)	(0)	(34G, 45G, 42N)	(53G, 41G, 34G, 42N)	(25G)	(0)
Opponents:	(37G, 40G)	(50N, 41G, 27G, 36G)	(31G, 22G)	(43G, 52G, 31G)	(30G, 32G, 28G)	(40N, 23G, 39G)	(22G, 46N)	(30G, 39G, 47N, 22G, 37G)	(38G, 21G)	(50N)
								(35G, 40N)	(0)	(49N, 50N)

Interceptions	No	Yds	Avg	Long	TD
Cecil	3	76	25.3	32	0
Murphy	3	27	9.0	16	0
Butler	3	6	2.0	6	0
*V.Clark	2	42	21.0	22	0
Brown	1	37	37.0	37	0
Stephen	1	23	23.0	23	0
*Tualo	1	23	23.0	23	0
Holmes	1	0	0.0	0	0
Packers	15	234	15.6	37	0
Opponents	19	185	9.7	65t	1

Punting	No	Yds	Avg	TB	In	Lg	B
McJulien	86	3473	40.4	7	22	62	0
Packers	86	3473	40.4	7	22	62	0
Opponents	76	3199	42.1	9	19	61	0

Punt Returns	Ret	FC	Yds	Avg	Long	TD
Sikahema	26	4	239	9.2	62	0
Query	14	3	157	11.2	28	0
Workman	1	0	0	0.0	0	0
Packers	41	7	396	9.7	62	0
Opponents	35	24	375	10.7	78t	1

Kickoff Returns	No	Yds	Avg	Long	TD
Wilson	23	522	22.7	82t	1
Sikahema	15	325	21.7	35	0
Workman	8	139	17.4	26	0
Thompson	7	127	18.1	30	0
Rice	3	36	12.0	15	0
*Webb	2	40	20.0	23	0
*Davey	1	8	8.0	8	0
*Dean	1	0	0.0	0	0
Packers	60	1197	20.0	82t	1
Opponents	46	942	20.5	56	0

Sacks:	Bennett	13	Paup	7.5	Archambeau	4.5	Brown	4	*Tualo	3.5	Brock	2.5	Noble	2.5	Dent	1.5	Patterson	1.5	Stephen	1.5	Mitchell	1	Murphy	1	Packers	45	Opponents	45
Passing	Tomczak	238	128	1490	53.8	6.26	11	4.6	9	3.8	75t	13/105	72.6															
	Majkowski	226	115	1362	50.9	6.03	3	1.3	8	3.5	39	30/152	59.3															
	Kiel	50	29	361	58.0	7.22	3	6.0	2	4.0	35	2/13	83.8															
Packers	514	272	3213	52.9	6.25	17	3.3	19	37	75t	45/270	67.9																
Opponents	531	305	3573	57.4	6.73	20	3.8	15	2.8	87t	45/307	78.8																

* — rookie

COMMUNITY
ADMIN. & COACHES
VETERANS
DRAFT & FREE AGENTS
2023 REVIEW
1991

LAMBEAU FIELD
MISC.

9-7-0, .563, SECOND, NFC CENTRAL 1992

Head Coach:	Mike Holmgren	GB	Opp	Attend	Site	Starting QB	Temp
S 6	Minnesota Vikings (GB)	L	20	23	58,617	LF	D.Majkowski 70
S 13	@ Tampa Bay Buccaneers	L	3	31	50,051	TaS	D.Majkowski 90
S 20	Cincinnati Bengals (GB)	W	24	23	57,272	LF	D.Majkowski 70
S 27	Pittsburgh Steelers (GB)	W	17	3	58,724	LF	B.Favre 64
O 4	@ Atlanta Falcons	L	10	24	63,769	GD	B.Favre dome
O 18	@ Cleveland Browns	L	6	17	69,268	CMS	B.Favre 40
O 25	Chicago Bears (GB)	L	10	30	59,435	LF	B.Favre 53
N 1	@ Detroit Lions	W	27	13	60,594	PSD	B.Favre dome
N 8	@ New York Giants	L	7	27	72,038	GB	B.Favre 41
N 15	Philadelphia Eagles (Milw)	W	27	24	62,689	CoS	B.Favre 28
N 22	@ Chicago Bears	W	17	3	56,170	SF	B.Favre 43
N 29	Tampa Bay Buccaneers (Milw)	W	19	14	52,347	CoS	B.Favre 32
D 6	Detroit Lions (Milw)	W	38	10	49,469	CoS	B.Favre 26
D 13	@ Houston Oilers	W	16	14	57,285	AD	B.Favre dome
D 20	Los Angeles Rams (GB)	W	28	13	57,796	LF	B.Favre 8
D 27	@ Minnesota Vikings	L	7	27	61,461	MD	B.Favre dome
			276	296	936,985		

Home: 6-2 (446,349) Away: 3-5 (490,636) + — overtime

Scoring	TD	Ru	Pa	Rt	PAT	FG	\$	PTS
Jacke	0	0	0	0	30/30	22/29	0	96
Sharpe	13	0	13	0			0	78
Sydney	3	2	1	0			0	18
Thompson	3	2	1	0			0	18
*Buckley	2	0	2	0			0	12
J.Harris	2	0	2	0			0	12
Workman	2	2	0	0			0	12
Beach	1	0	1	0			0	6
T.Bennett	1	0	1	0			0	6
*Brooks	1	0	1	0			0	6
Favre	1	1	0	0			0	6
Taylor	1	0	1	0			0	6
Packers	30	7	20	3	30/30	22/29	0	276
Opponents	32	12	16	4	32/32	24/27	0	296

Field Goals	1-19	20-29	30-39	40-49	50+
Jacke	0/0	5/7	9/10	6/9	2/3
Packers	0/0	5/7	9/10	6/9	2/3
Opponents	2/2	5/6	11/11	5/7	1/1

	GB	Opp
Total First Downs	291	277
Rushing	101	89
Passing	171	170
Penalty	19	18
Third Downs	91/214	71/189
Efficiency	42.5	37.6
Fourth Downs	6/11	7/16
Efficiency	54.5	43.8
Possession Avg.	32:30	27:30
Total Net Yards	4785	5098
Avg. Per Game	299.1	318.6
Total Plays	990	923
Avg. Per Play	4.8	5.5
Net Yards Rushing	1555	1821
Avg. Per Game	97.2	113.8
Total Rushes	420	406
Net Yards Passing	3230	3277
Avg. Per Game	201.9	204.8
Sacked/Yards Lost	43/268	34/219
Gross Yards	3498	3496
Att./Completions	527/340	483/277
Completion Pct.	64.5	57.3
Had Intercepted	15	15
Punts/Average	68/38.4	68/33.3
Net Punting Avg.	68/32.9	68/43.9
Penalties/Yards	88/749	98/830
Fumbles/Ball Lost	41/21	32/19
Touchdowns	30	32
Rushing	7	12
Passing	20	16
Returns	3	4

	W	L	T	Pct	Pts	OP
NFC Central	11	5	0	.688	374	249
Green Bay	9	7	0	.563	276	296
Tampa Bay	5	11	0	.313	267	365
Chicago	5	11	0	.313	295	361
Detroit	5	11	0	.313	273	332

	No	Yds	Avg	Long	TD
Receiving	108	1461	13.5	76	13
Sharpe	55	595	10.8	40	2
J.Harris	49	384	7.8	20	1
Sydney	47	290	6.2	21	0
Workman	17	122	7.2	20	1
Beach	13	152	11.7	27	0
Lewis	13	129	9.9	43	1
Thompson	13	93	7.2	22	0
*E.Bennett	12	126	10.5	18	1
*Brooks	6	60	10.0	15	0
McGee	4	30	7.5	10	0
West	2	63	31.5	35	1
Taylor	-1	-7	-7.0	-7	0
Favre	340	3498	10.3	76	20
Packers	277	3496	12.6	75	16

	No	Yds	Avg	Long	TD								
Sacks:	13.5	Paup 6.5	Brock 4	Jurkovic 2	Noble 2	Koonce 1.5	Archambeau 1	Brown 1	Dent 1	Tuolo 1	Holland 0.5	Packers 34	Opponents 43

Interceptions	No	Yds	Avg	Long	TD
Cecil	4	52	13.0	29	0
*Buckley	3	33	11.0	33	1
Holland	3	27	9.0	22	0
Clark	2	70	35.0	43	0
Mitchell	2	40	20.0	35	0
Butler	1	0	0.0	0	0
Packers	15	222	14.8	43	1
Opponents	15	198	13.2	69	1

Punting	No	Yds	Avg	TB	In	Lq	B
McJulien	36	1386	38.5	4	8	67	2
Wagner	30	1222	40.7	5	10	52	0
Packers	68	2608	38.4	9	18	67	2
Opponents	68	2941	43.3	16	14	71	0

Punt Returns	Ret	FC	Yds	Avg	Long	TD
*Buckley	21	5	211	10.0	58	1
*Brooks	11	1	102	9.3	22	0
Cecil	1	0	0	0.0	0	0
Clark	1	0	0	0.0	0	0
Haucek	1	0	2	2.0	2	0
Packers	35	6	315	9.0	58	1
Opponents	26	10	230	8.8	95	1

Kickoff Returns	No	Yds	Avg	Long	TD
*C.Harris	23	485	21.1	50	0
*Brooks	18	338	18.8	30	0
*E.Bennett	5	104	20.8	33	0
Jurkovic	3	39	13.0	14	0
Davey	1	8	8.0	8	0
*McNabb	1	15	15.0	15	0
Sims	1	11	11.0	11	0
West	1	0	0.0	0	0
Workman	1	17	17.0	17	0
Packers	54	1017	18.8	50	0
Opponents	57	901	15.8	48	0

Primary Starters

WR	S.Beach	LE	M.Brock
LT	K.Ruettgers	NT	J.Jurkovic
LG	R.Moran	RE	R.Brown
	F.Winters	LOLB	B.Paup
C	J.Campen		G.Koonce
RG	R.Hallstrom	LILB	B.Noble
RT	T.Robbins	RILB	J.Holland
TE	E.West	ROLB	T.Bennett
	J.Harris	LCB	*T.Buckley
WR	S.Sharpe		L.Billups
QB	B.Favre	RCB	V.Clark
RB	V.Workman		R.Mitchell
	D.Thompson	SS	L.Butler
FB	H.Sydney	FS	C.Cecil

Passing	Att	Cmp	Yds	Cmp%	Yds/Att	TD	TD%	Int	Int%	Lg	Sck/Yds	Rtg
Favre	471	302	3227	64.1	6.85	18	3.8	13	2.8	76	34/208	85.3
Majkowski	55	38	271	69.1	4.93	2	3.6	2	3.6	32	9/60	77.2
McJulien	1	0	0	0.0	0.00	0	0.0	0	0.0	0	0/0	39.6
Packers	527	340	3498	64.5	6.64	20	3.8	15	2.8	76	43/268	84.3
Opponents	483	277	3496	57.3	7.24	16	3.3	15	3.1	75	34/219	78.1

* — rookie

COMMUNITY

ADMIN. & COACHES

VETERANS

DRAFT & FREE AGENTS

2023 REVIEW

1992

LAMBAU FIELD

MISC.

1993 9-7-0, .563, THIRD, NFC CENTRAL

Head Coach:	Mike Holmgren	GB	Opp	Attend	Site	Starting QB	Temp	
S 5	Los Angeles Rams (Milw)	W	36	6	54,648	CoS	B.Favre	68
S 12	Philadelphia Eagles (GB)	W	20	29,061	LF	B.Favre	72	
S 26	@ Minnesota Vikings	L	13	15	61,746	MD	B.Favre	dome
O 3	@ Dallas Cowboys	L	14	36	63,568	TxS	B.Favre	72
O 10	Denver Broncos (GB)	W	30	27	58,943	LF	B.Favre	43
O 24	@ Tampa Bay Buccaneers	W	37	14	47,354	TaS	B.Favre	85
O 31	Chicago Bears (GB)	W	17	3	58,945	LF	B.Favre	39
N 8	@ Kansas City Chiefs	L	16	23	76,742	ArS	B.Favre	46
N 14	@ New Orleans Saints	W	19	17	69,043	LSB	B.Favre	dome
N 21	Detroit Lions (Milw)	W	26	17	55,119	CoS	B.Favre	47
N 28	Tampa Bay Buccaneers (GB)	W	13	10	56,995	LF	B.Favre	29
D 5	@ Chicago Bears	L	17	30	62,236	SF	B.Favre	38
D 12	@ San Diego Chargers	W	20	13	57,930	JMS	B.Favre	67
D 19	Minnesota Vikings (Milw)	L	17	21	54,773	CoS	B.Favre	36
D 26	Los Angeles Raiders (GB)	W	28	0	54,482	LF	B.Favre	0
J 2	@ Detroit Lions	L	20	30	77,510	PSD	B.Favre	dome
			340	282	969,095			
Home: 6-2 (452,966)		Away: 3-5 (516,129)						
NFC Wild Card Playoff								
J 8	@ Detroit Lions	W	28	24	68,479	PSD	B.Favre	dome
NFC Divisional Playoff								
J 16	@ Dallas Cowboys	L	17	27	64,790	TxS	B.Favre	58

	GB	Opp				
Total First Downs	282	261				
Rushing	98	88				
Passing	166	157				
Penalty	18	16				
Third Downs	81/218	70/217				
Efficiency	37.2	32.3				
Fourth Downs	9/16	3/19				
Efficiency	56.3	15.8				
Possession Avg.	30:53	29:07				
Total Net Yards	4750	4482				
Avg. Per Game	296.9	280.1				
Total Plays	1006	999				
Avg. Per Play	4.7	4.5				
Net Yards Rushing	1619	1582				
Avg. Per Game	101.2	98.9				
Total Rushes	448	424				
Net Yards Passing	3131	2900				
Avg. Per Game	195.7	181.3				
Sacked/Yards Lost	30/199	46/301				
Gross Yards	3330	3201				
Att./Completions	528/322	529/290				
Completion Pct.	61.0	54.8				
Had Intercepted	24	18				
Punts/Average	74/42.9	79/40.2				
Net Punting Avg.	74/36.3	79/34.3				
Penalties/Yards	85/734	85/712				
Fumbles/Ball Lost	26/10	33/15				
Touchdowns	35	27				
Rushing	14	6				
Passing	19	16				
Returns	2	5				
By Quarter						
Packers	Q1 97	Q2 95	Q3 77	Q4 71	OT 0	Pts 340
Opponents	29	76	90	87	0	282

Primary Starters			
WR	M.Clayton	FB	E.Bennett
LT	K.Ruettgen	LE	R.White
LG	D.Widell	NT	J.Jurkovic
	F.Winters	RE	M.Brock
C	F.Winters	LOLB	*W.Simmons
RG	H.Galbreath	LILB	G.Koonce
RT	T.Robbins	RILB	J.Holland
	J.Sims	ROLB	B.Paup
TE	E.Harris	LCB	T.Buckley
	E.West	RCB	R.Mitchell
WR	S.Sharpe	SS	L.Butler
QB	B.Favre	FS	*G.Teague
RB	D.Thompson		
	J.Stephens		

Scoring	TD	Ru	Pa	Rt	PAT	FG	S	Pts
Jacke	0	0	0	0	35/35	31/37	0	128
Sharpe	11	0	11	0	0	0	0	66
E.Bennett	10	9	1	0	0	0	0	60
J.Harris	4	0	4	0	0	0	0	24
Clayton	3	0	3	0	0	0	0	18
Thompson	3	0	3	0	0	0	0	18
Brooks	1	0	1	0	0	0	0	6
Butler	1	0	1	0	0	0	0	6
Favre	1	1	0	0	0	0	0	6
Stephens	1	1	0	0	0	0	0	6
Packers	35	14	9	2	35/35	31/37	1	340
Opponents	27	6	16	5	27/27	31/40	0	282
Field Goals								
Jacke	1-19	12/12	6/10	6/7	6/7			
Packers	1-19	12/12	6/10	6/7	6/7			
Opponents	3-3	8/8	10/11	6/8	6/8			
Jacke: (51G,33G)(23G)(49G,20G)(42N)(28G,32G,21G)(50G,44G,24G)(40G)(23G,51G,19G)(38G,21G,44G,36G)(27G,52G,20G,53N,34G)(24G,36G)(36N,26G)(51G,42G,33N)(20G)(37N,30N)(54G,47G)								
Opponents: (31G,32G)(31N,27G,30G)(35G,19G,29G,51G,49N,22G)(33G,19G,19G,50G,48G)(47G,37G)(/)(33G)(23G,47B,34G,40G)(53N,27G)(52N,50G)(30G)(29G,24G,52M,29G)(47G,43G)(51N,54N)(/)(56N,37G,53A,48G)								
Interceptions								
Butler	6	131	21.8	39	0			
Holland	2	41	20.5	30	0			
Buckley	2	31	15.5	31	0			
*Simmons	2	21	10.5	19	0			
*Teague	1	22	22.0	22	0			
Paup	1	8	8.0	8	0			
Prior	1	1	1.0	1	0			
Brock	1	0	0.0	0	0			
*Evans	1	0	0.0	0	0			
Mitchell	1	0	0.0	0	0			
Packers	18	255	14.2	39	0			
Opponents	24	437	18.2	86t	3			
Punting								
Wagner	74	3174	42.9	7	19	60	0	
Packers	74	3174	42.9	7	19	60	0	
Opponents	79	3176	40.2	3	20	58	0	
Punt Returns								
Prior	17	3	194	11.4	24	0		
Brooks	16	4	135	8.4	35	0		
Buckley	11	5	76	6.9	39	0		
*Teague	1	0	-1.0	-1.0	-1	0		
Packers	45	12	404	9.0	39	0		
Opponents	38	12	350	9.2	35	0		
Kickoff Returns								
Brooks	23	611	26.6	95t	1			
C.Harris	16	482	30.1	65	0			
Thompson	9	171	19.0	42	0			
Wilson	9	197	21.9	37	0			
Jurkovic	2	22	11.0	13	0			
Chmura	1	0	0.0	0	0			
Packers	60	1483	24.7	95t	1			
Opponents	70	1407	20.1	68	0			

Receiving	No	Yds	Avg	Long	TD							
Sharpe	112	1274	11.4	54	11							
E.Bennett	59	457	7.7	39t	1							
J.Harris	42	604	14.4	66t	4							
Clayton	32	331	10.3	32	3							
West	25	253	10.1	24	0							
Brooks	20	180	9.0	25	0							
Thompson	18	129	7.2	34	0							
Stephens	5	31	6.2	10	0							
Lewis	2	21	10.5	17	0							
Wilson	2	18	9.0	11	0							
Chmura	2	13	6.5	7	0							
C.Harris	2	11	5.5	6	0							
Morgan	1	8	8.0	8	0							
Packers	322	3330	10.3	66t	19							
Opponents	290	3201	11.0	67t	16							
Sacks: White 13, Paup 11, T.Bennett 6.5, Jurkovic 5.5, Koonce 3, Brock 2, Holland 2, Butler 1, Patterson 1, *Simmons 1, Packers 46, Opponents 30												
* — rookie												
Passing												
Favre	Att 522	Cmp 318	Yds 3303	Cmp% 60.9	Yds/Att 6.33	TD 19	TD% 3.6	Int 24	Int% 4.6	LG 66t	Sck/Yds 30/199	Rtg 72.2
Detmer	5	3	26	60.0	5.20	0	0.0	0	0.0	25	0/0	73.8
Sharpe	1	1	1	100.0	1.00	0	0.0	0	0.0	1	0/0	79.8
Packers	528	322	3330	61.0	6.31	19	3.6	24	4.5	66t	30/199	72.2
Opponents	529	290	3201	54.8	6.05	16	3.0	18	3.4	67t	46/301	68.9

COMMUNITY
ADMIN. & COACHES
VETERANS
DRAFT & FREE AGENTS
REVIEW
2023
1993
LAMBEAU FIELD
MISC.

Head Coach:	Mike Holmgren	GB	Opp	Attend	Site	Starting QB	Temp	
S 4	Minnesota Vikings (GB)	W	16	10	59,487	LF	B.Favre	65
S 11	Miami Dolphins (Milw)	L	14	24	55,011	CoS	B.Favre	78
S 18	@ Philadelphia Eagles	L	7	13	63,922	VS	B.Favre	70
S 25	Tampa Bay Buccaneers (GB)	W	30	3	63,551	LF	B.Favre	66
O 2	@ New England Patriots	L	16	17	57,522	FS	B.Favre	60
O 9	Los Angeles Rams (GB)	W	24	17	58,911	LF	B.Favre	47
O 20	@ Minnesota Vikings	L	10	13	63,041	MD	B.Favre	dome
O 31	@ Chicago Bears	W	33	6	47,381	SF	B.Favre	42
N 6	Detroit Lions (Milw)	W	38	30	54,995	CoS	B.Favre	49
N 13	New York Jets (GB)	W	17	10	58,307	LF	B.Favre	51
N 20	@ Buffalo Bills	L	20	29	79,029	RiS	B.Favre	54
N 24	@ Dallas Cowboys	L	31	42	64,597	TxS	B.Favre	65
D 4	@ Detroit Lions	L	31	34	76,338	PSD	B.Favre	dome
D 11	Chicago Bears (GB)	W	40	3	57,927	LF	B.Favre	33
D 18	Atlanta Falcons (Milw)	W	21	17	54,885	CoS	B.Favre	33
D 24	@ Tampa Bay Buccaneers	W	34	19	65,076	TaS	B.Favre	63
			382	287	974,980			

Home: 7-1 (458,074) Away: 2-6 (516,906) + — overtime

NFC Wild Card Playoff
 D 31 Detroit Lions (GB) W 16 12 58,125 LF B.Favre 33

NFC Divisional Playoff
 J 8 @ Dallas Cowboys L 9 35 64,745 TxS B.Favre 55

	GB	Opp	Rushing	No	Yds	Avg	Long	TD	
Total First Downs	314	281	Bennett	178	623	3.5	39t	5	
Rushing	88	82	Cobb	153	579	3.8	30	3	
Passing	205	182	Favre	42	202	4.8	36t	2	
Penalty	21	17	*L.Johnson	26	99	3.8	43	0	
Third Downs	97/225	79/222	Sharpe	3	15	5.0	8	0	
Efficiency	43.1	35.6	*Levens	5	15	3.0	5	0	
Fourth Downs	6/14	9/18	Brunell	6	7	1.2	5t	1	
Efficiency	42.9	50.0	Jordan	1	5	5.0	5	0	
Possession Avg.	30:56	29:04	Brooks	1	0	0.0	0	0	
Total Net Yards	5316	4764	Thompson	2	-2	-1.0	2	0	
Avg. Per Game	332.3	297.8	Packers	417	1543	3.7	43	11	
Total Plays	1059	1023	Opponents	381	1363	3.6	63	9	
Avg. Per Play	5.0	4.7							
Net Yards Rushing	1543	1363							
Avg. Per Game	96.4	85.2							
Total Rushes	417	381							
Net Yards Passing	3773	3401							
Avg. Per Game	235.8	212.6							
Sacked/Yards Lost	33/204	37/276							
Gross Yards	3977	3677							
Att./Completions	609/375	605/337							
Completion Pct.	61.6	55.7							
Had Intercepted	14	21							
Punts/Average	81/41.4	88/39.7							
Net Punting Avg.	81/35.5	88/33.8							
Penalties/Yards	85/760	82/675							
Fumbles/Ball Lost	25/8	32/12							
Touchdowns	47	32							
Rushing	11	9							
Passing	33	20							
Returns	3	3							
By Quarter									
	Q1	Q2	Q3	Q4	OT	Pts			
Packers	89	129	92	72	0	382			
Opponents	40	96	65	83	3	287			

NFC Central	W	L	T	Pct	Pts	DP
Green Bay	10	6	0	.625	356	314
Minnesota	9	7	0	.563	382	287
Detroit	9	7	0	.563	357	342
Chicago	9	7	0	.563	271	307
Tampa Bay	6	10	0	.375	251	351

Receiving	No	Yds	Avg	Long	TD
Sharpe	94	1119	11.9	49	18
Bennett	78	546	7.0	40	4
Brooks	58	648	11.2	35	4
Cobb	35	299	8.5	37t	1
West	31	377	12.2	26	2
Morgan	28	397	14.2	47t	4
Chmura	14	165	11.8	27	0
*L.Johnson	13	168	12.9	33	0
Lewis	7	108	15.4	38	0
R.Johnson	7	79	11.3	24	0
*Wilner	5	31	6.2	9	0
*Mickens	4	31	7.8	11	0
*Levens	1	9	9.0	9	0
Packers	375	3977	10.6	49	33
Opponents	337	3677	10.9	68	20

Sacks: Jones 10.5, White 8, Paul 7.5, Gi.Brown 3, McMichael 2.5, Davey 1.5, Butler 1, Evans 1, Koonce 1, *Wilkins 1, Packers 37, Opponents 33

* — rookie

Scoring	TD	Ru	Pa	Rt	PAT	FG	S	PTS
Sharpe	18	0	18	0				108
Jacke	0	0	0	0	41/43	19/26	0	98
Bennett	9	5	4	0				54
Brooks	6	0	4	2				36
Cobb	4	3	1	0				24
Morgan	4	0	4	0				24
West	2	0	2	0				14
Favre	2	2	0	0				12
Brunell	1	1	0	0				6
Paup	1	0	0	1				6
Packers	47	11	33	3	41/43	19/26	0	382
Opponents	32	9	20	3	24/24	21/25	1	287

2-Pt. Conversions: West, Packers 1-4, Opponents 3-8

Field Goals	1-19	20-29	30-39	40-49	50+
Jacke	1/1	11/11	4/6	2/5	1/3
Packers	1/1	11/11	4/6	2/5	1/3
Opponents	0/0	11/12	7/8	2/3	1/2

Jacke: (25G,39G,49G)(46N)(1)(21G,20G,22G)(27G)(25G,49N)(50G)(30B)(30G)(51N,46G)(1)(28G)(42N,24G)(39G,24G,20G,29G)(51N,37N)(38G,18G)

Opponents: (28G)(48G)(26G,26G)(24G)(48N,32N,33G)(37G)(29G,27G)(1)(51N)(20G)(38G,51G,25N)(41G,37G,35G)(27G,34G)(25G)(20G)(38G,27G)

Interceptions	No	Yds	Avg	Long	TD
Buckley	5	38	7.6	26	0
Butler	3	68	22.7	51	0
Paup	3	47	15.7	30	1
Teague	3	33	11.0	16	0
Willis	2	20	10.0	17	0
*McGill	2	16	8.0	16	0
Strickland	1	7	7.0	7	0
K.Johnson	1	3	3.0	3	0
Evans	1	0	0.0	0	0
Packers	21	232	11.0	51	1
Opponents	14	193	13.8	36	0

Punting	No	Yds	Avg	TB	In	Lg	B
Hentrich	81	3351	41.4	10	24	70	0
Packers	81	3351	41.4	10	24	70	0
Opponents	88	3491	39.7	5	21	60	0

Punt Returns	Ret	FC	Yds	Avg	Long	TD
Brooks	40	13	352	8.8	85t	1
Prior	8	4	62	7.8	16	0
Jordan	1	1	0	0.0	0	0
Packers	49	18	414	8.4	85t	1
Opponents	36	10	272	7.6	25	0

Kickoff Returns	No	Yds	Avg	Long	TD
Harris	29	618	21.3	59	0
Brooks	9	260	28.9	96t	1
Jordan	5	115	23.0	33	0
Jurkovic	4	57	14.3	16	0
Thompson	4	67	16.8	19	0
*Levens	2	31	15.5	16	0
M.Wilson	2	14	7.0	14	0
Davey	1	6	6.0	6	0
Packers	56	1168	20.9	96t	1
Opponents	75	1380	18.4	91t	1

Primary Starters

WR	R.Brooks	FB	E.Bennett
LT	K.Ruettgers	LE	R.White
LG	G.McIntyre	NT	J.Jurkovic
	F.Winters	DT	S.McMichael
C	F.Winters	RE	S.Jones
	J.Dukes	LOLB	B.Paup
RT	H.Galbreath	MLB	F.Strickland
RG	J.Sims	ROLB	G.Koonce
TE	E.West	LCB	T.Buckley
	M.Chmura	RCB	D.Evans
WR	S.Sharpe	SS	L.Butler
QB	B.Favre	FS	G.Teague
RB	R.Cobb		

Passing	Att	Cmp	Yds	Cmp%	Yds/Att	TD	TD%	Int	Int%	LG	Sck/Yds	Rtg
Favre	582	363	3882	62.4	6.67	33	5.7	14	2.4	49	31/188	90.7
Brunell	27	12	95	44.4	3.52	0	0.0	0	0.0	25	2/16	53.8
Packers	609	375	3977	61.6	6.53	33	5.4	14	2.3	49	33/204	89.1
Opponents	605	337	3677	55.7	6.08	20	3.3	21	3.5	68	37/276	70.4

ADMIN. & CLERICALS
 VETERANS
 DRAFT & FREE AGENTS
 2023 REVIEW
 1994
 LAMBEAU FIELD
 MISC.

13-3-0, .813, FIRST, NFC CENTRAL 1996

Head Coach: Mike Holmgren		GB	Opp	Attend	Site	Starting QB	Temp	
S 1	@ Tampa Bay Buccaneers	W	34	3	54,102	HS	B.Favre	86
S 9	Philadelphia Eagles	W	39	13	60,666	LF	B.Favre	65
S 15	San Diego Chargers	W	42	10	60,584	LF	B.Favre	65
S 22	@ Minnesota Vikings	L	21	30	64,168	MD	B.Favre	dome
S 29	@ Seattle Seahawks	W	31	10	59,973	KB	B.Favre	dome
O 6	@ Chicago Bears	W	37	6	65,480	SF	B.Favre	68
O 14	San Francisco 49ers	W	23	20	60,716	LF	B.Favre	44
O 27	Tampa Bay Buccaneers	W	13	7	60,627	LF	B.Favre	56
N 3	Detroit Lions	W	28	18	60,695	LF	B.Favre	43
N 10	@ Kansas City Chiefs	L	20	27	79,281	ArS	B.Favre	30
N 18	@ Dallas Cowboys	L	6	21	65,032	TxS	B.Favre	55
N 24	@ St. Louis Rams	W	24	9	61,499	TWD	B.Favre	dome
D 1	Chicago Bears	W	28	17	59,682	LF	B.Favre	29
D 8	Denver Broncos	W	41	6	60,712	LF	B.Favre	31
D 15	@ Detroit Lions	W	31	3	73,214	PSD	B.Favre	dome
D 22	Minnesota Vikings	W	38	10	59,306	LF	B.Favre	31
			456	210	1,005,737			

Home: 8-0 (482,988) Away: 5-3 (522,749) + — overtime

NFC Divisional Playoff
J 4 San Francisco 49ers W 35 14 60,787 LF B.Favre 34

NFC Championship
J 12 Carolina Panthers W 30 13 60,216 LF B.Favre 3

Super Bowl XXXI
J 26 New England Patriots (@ N.O.) W 35 21 72,301 LSD B.Favre dome

	GB	Opp
Total First Downs	338	248
Rushing	118	74
Passing	197	151
Penalty	23	23
Third Downs	97/219	74/226
Efficiency	44.3	32.7
Fourth Downs	5/11	14/22
Efficiency	45.5	63.6
Possession Avg.	31:53	28:07
Total Net Yards	5535	4156
Avg. Per Game	345.9	259.8
Total Plays	1053	981
Avg. Per Play	5.3	4.2
Net Yards Rushing	1838	1416
Avg. Per Game	114.9	88.5
Total Rushes	465	400
Net Yards Passing	3697	2740
Avg. Per Game	231.1	171.3
Sacked/Yards Lost	40/241	37/202
Gross Yards	3938	2942
Att./Completions	548/328	544/283
Completion Pct.	59.9	52.0
Had Intercepted	13	26
Punts/Average	68/42.4	90/43.1
Net Punting Avg.	68/36.3	90/32.5
Penalties/Yards	92/714	107/797
Fumbles/Ball Lost	33/11	25/13
Touchdowns	56	19
Rushing	9	7
Passing	39	12
Returns	8	0

By Quarter

Q1	Q2	Q3	Q4	OT	Pts
Packers	76	125	136	116	3
Opponents	32	96	25	57	0

Primary Starters

WR	A.Freeman	FB	W.Henderson
LT	*J.Michels	LE	R.White
	Ga.Brown	NT	Gi.Brown
LG	A.Taylor	DT	S.Dotson
C	F.Winters	RE	S.Jones
RG	A.Timmerman	LOLB	W.Simmons
RT	E.Dotson	MLB	G.Koonce
TE	M.Chmura	ROLB	B.Williams
	K.Jackson	LCB	C.Newsome
WR	R.Brooks	RCB	D.Evans
	D.Beebe	SS	L.Butler
QB	B.Favre	FS	E.Robinson
RB	E.Bennett		

	GB	Opp	Rushing	No	Yds	Avg	Long	TD
Bennett	222	899	4.0	23	2	5		
Levens	121	566	4.7	24	2	5		
Favre	49	136	2.8	23	2	2		
Henderson	39	130	3.3	14	0	0		
Jervey	26	106	4.1	12	0	0		
R.Brooks	4	2	0.5	6	0	0		
McMahon	4	-1	-0.3	2	0	0		
Packers	465	1838	4.0	24	9	7		
Opponents	400	1416	3.5	37	7	9		

	W	L	T	Pct	Pts	DP
NFC Central	13	3	0	.813	456	210
Green Bay	9	7	0	.563	298	315
Minnesota	7	9	0	.438	283	305
Chicago	6	10	0	.375	221	293
Tampa Bay	5	11	0	.313	302	368

	Receiving	No	Yds	Avg	Long	TD
Freeman	56	933	16.7	51	9	
Jackson	40	505	12.6	51	10	
Beebe	39	699	17.9	80	4	
Levens	31	226	7.3	49	5	
Bennett	31	176	5.7	25	1	
Chmura	28	370	13.2	29	0	
Henderson	27	203	7.5	27	1	
R.Brooks	23	344	15.0	38	4	
Mickens	18	161	8.9	19	2	
Rison	13	135	10.4	22	1	
Howard	13	95	7.3	12	0	
*Mayes	6	46	7.7	12	2	
Thomason	3	45	15.0	24	0	
Packers	328	3938	12.0	80	39	
Opponents	283	2942	10.4	69	12	

Sacks: White 8.5, Butler 6.5, S.Dotson 5.5, S.Jones 5, Evans 3, Wilkins 3, Simmons 2.5, Gi.Brown 1, *McKenzie 1, Clavelle 0.5, B.Williams 0.5, Packers 37, Opponents 40

— rookie

	Passing	Att	Cmp	Yds	Cmp%	Yds/Att	TD	TD%	Int	Int%	Lg	Sck/Yds	Rtng
Favre	543	325	389	59.9	7.18	39	7.2	13	2.4	80	40/241	95.8	
McMahon	4	3	39	75.0	9.75	0	0.0	0	0.0	24	4/0	105.2	
Henrich	1	0	0	0.0	0.0	0	0.0	0	0.0	0	0/0	39.6	
Packers	548	328	3938	59.9	7.19	39	7.1	13	2.4	80	40/241	95.7	
Opponents	544	283	2942	52.0	5.41	12	2.2	26	4.8	69	37/202	55.4	

Scoring	TD	RU	Pa	Rt	PAT	FG	S	Pts
Jacke	0	0	0	0	51/53	21/27	0	114
Jackson	10	0	10	0	0	0	0	60
Levens	10	5	5	0	0	0	0	60
Freeman	9	0	9	0	0	0	0	54
Beebe	6	0	4	2	0	0	0	36
R.Brooks	4	0	4	0	0	0	0	24
Bennett	3	2	1	0	0	0	0	22
Howard	3	0	0	3	0	0	0	18
Favre	2	2	0	0	0	0	0	12
*Mayes	2	0	2	0	0	0	0	12
Mickens	2	0	2	0	0	0	0	12
Butler	1	0	1	0	0	0	0	6
Evans	1	0	1	0	0	0	0	6
Henderson	1	0	1	0	0	0	0	6
Koonce	1	0	1	0	0	0	0	6
Rison	1	0	1	0	0	0	0	6
Packers	56	9	39	8	51/53	21/27	1	456
Opponents	19	7	12	0	17/17	25/27	1	210

2-Pt. Conversions: Bennett 2, Packers 2-3, Opponents 1-2

Field Goals 1-19 20-29 30-39 40-49 50+

Jacke	0/0	6/6	9/11	5/9	1/1
Packers	0/0	6/6	9/11	5/9	1/1
Opponents	0/0	4/5	9/9	12/13	0/0

Jacke: (23G,40G,46N)(29G,44G,38G)
(48N)(36G,38N)(32G)(30G,25G,35G,31G,53G)
(40G,48G,46N)(24G,49G)(32N)(37G)(46N)
(33G,22G)(20G)(35G)
Opponents: (48G)(43G,46N)(34G,44G,33G)
(44G)(40G,41G)(48G,28G)(27N)(48G)(26G,22G)
(45G,37G,42G,45G,35G,39G,28G)(1)(34G)
(40G,39G)(39G)(34G)

	Interceptions	No	Yds	Avg	Long	TD
E.Robinson	6	107	17.8	39	0	
Butler	5	149	29.8	90	1	
Evans	5	102	20.4	63	1	
Koonce	3	84	28.0	75	1	
Newsome	2	22	11.0	20	0	
White	1	46	46.0	46	0	
Prior	1	7	7.0	7	0	
Dowden	1	5	5.0	5	0	
Hollingshead	1	2	2.0	2	0	
Simmons	1	0	0.0	0	0	
Packers	26	524	20.2	90	3	
Opponents	13	98	7.5	41	0	

	Punting	No	Yds	Avg	TB	In	Lg	B
Henrich	68	2886	42.4	9	28	65	0	
Packers	68	2886	42.4	9	28	65	0	
Opponents	90	3876	43.1	4	15	63	1	

	Punt Returns	Ret	FC	Yds	Avg	Long	TD
Howard	58	16	875	15.1	92	3	
Prior	0	1	0	0.0	0	0	
Packers	58	17	875	15.1	92	3	
Opponents	29	15	237	8.2	26	0	

	Kickoff Returns	No	Yds	Avg	Long	TD
Howard	22	460	20.9	40	0	
Beebe	15	403	26.9	90	1	
Levens	5	84	16.8	29	0	
Henderson	2	38	19.0	23	0	
Freeman	1	16	16.0	16	0	
Jervey	1	17	17.0	17	0	
Thomason	1	20	20.0	20	0	
Packers	47	1038	22.1	90	1	
Opponents	76	1649	21.7	45	0	

ADMIN. & COACHES

VETERANS

DRAFT & FREE AGENTS

2023 REVIEW

1996

LAMBEAU FIELD

MISC.

11-5-0, .688, SECOND, NFC CENTRAL 1998

Head Coach:	Mike Holmgren	GB	Opp	Attend	Site	Starting QB	Temp
S 6	Detroit Lions	W	38	19	60,102	LF	B.Favre 81
S 13	Tampa Bay Buccaneers	W	23	15	60,124	LF	B.Favre 75
S 20	@ Cincinnati Bengals	W	13	6	56,346	CF	B.Favre 81
S 27	@ Carolina Panthers	W	37	30	69,723	ES	B.Favre 83
O 5	Minnesota Vikings	L	24	37	59,849	LF	B.Favre 58
O 15	@ Detroit Lions	L	20	27	77,932	PSD	B.Favre dome
O 25	Baltimore Ravens	W	28	10	59,860	LF	B.Favre 56
N 1	San Francisco 49ers	W	36	22	59,794	LF	B.Favre 50
N 9	@ Pittsburgh Steelers	L	20	27	60,507	TRS	B.Favre 50
N 15	@ New York Giants	W	37	3	76,272	GS	B.Favre 59
N 22	@ Minnesota Vikings	L	14	28	64,471	MD	B.Favre dome
N 29	Philadelphia Eagles	W	24	16	59,862	LF	B.Favre 60
D 7	@ Tampa Bay Buccaneers	L	22	24	65,497	RJS	B.Favre 72
D 13	Chicago Bears	W	26	20	59,813	LF	B.Favre 42
D 20	Tennessee Oilers	W	30	22	59,888	LF	B.Favre 29
D 27	@ Chicago Bears	W	16	13	58,393	SF	B.Favre 39
			408	319	1,008,433		

Home: 7-1 (479,292) Away: 4-4 (529,141)

NFC Wild Card Playoff

J 3	@ San Francisco 49ers	L	27	30	66,506	3CP	B.Favre 61
-----	-----------------------	---	----	----	--------	-----	------------

Scoring	TD	Ru	Pa	Rt	PAT	FG	S	PTS
Longwell	0	0	0	0	41/43	29/33	0	128
Freeman	14	0	14	0	0	0	0	86
T.Davis	7	0	7	0	0	0	0	42
Chmura	4	0	4	0	0	0	0	24
Brooks	3	0	3	0	0	0	0	18
Henderson	3	2	1	0	0	0	0	18
Mayes	3	0	3	0	0	0	0	18
Preston	3	0	0	3	0	0	0	18
McKenzie	2	0	0	2	0	0	0	12
Butler	1	0	0	1	0	0	0	6
Favre	1	1	0	0	0	0	0	6
R.Harris	1	1	0	0	0	0	0	6
Holmes	1	1	0	0	0	0	0	6
Jervey	1	1	0	0	0	0	0	6
Levens	1	1	0	0	0	0	0	6
Schroeder	1	0	1	0	0	0	0	6

Packers 46 7 33 6 41/43 29/33 1 408
Opponents 36 7 23 6 28/30 23/27 0 319
2-Pt. Conversions: Freeman, Packers 1-3, Opponents 3-6

	GB	Opp
Total First Downs	329	246
Rushing	93	67
Passing	210	166
Penalty	26	13
Third Downs	99/218	92/233
Efficiency	45.4	39.5
Fourth Downs	5/13	5/17
Efficiency	38.5	29.4
Possession Avg.	31:37	28:23
Total Net Yards	5636	4507
Avg. Per Game	352.3	281.7
Total Plays	1061	980
Avg. Per Play	5.3	4.6
Net Yards Rushing	1526	1442
Avg. Per Game	95.4	90.1
Total Rushes	447	390
Net Yards Passing	4110	3065
Avg. Per Game	256.9	191.6
Sacked/Yards Lost	39/230	50/336
Gross Yards	4340	3401
Att./Completions	575/361	540/296
Completion Pct.	62.8	54.8
Had Intercepted	23	13
Punts/Average	65/42.9	90/43.6
Net Punting Yrd.	65/37.1	90/37.2
Penalties/Yards	88/681	94/828
Fumbles/Ball Lost	27/11	20/10
Touchdowns	46	36
Rushing	7	7
Passing	33	23
Returns	6	6

	GB	Opp				
By Quarter	Q1	Q2	Q3	Q4	OT	Pts
Packers	107	89	73	139	0	408
Opponents	70	100	57	92	0	319

	Rushing	No	Yds	Avg	Long	TD
Holmes	93	386	4.2	13	1	
Levens	115	378	3.3	50	1	
Jervey	83	325	3.9	16	1	
R.Harris	79	228	2.9	14	1	
Favre	40	133	3.3	35	1	
Henderson	23	70	3.0	9	2	
Freeman	3	5	1.7	10	0	
Blair	2	3	1.5	2	0	
Brooks	1	2	2.0	2	0	
Pederson	8	-4	-0.5	1	0	
Packers	447	1526	3.4	50	7	
Opponents	390	1442	3.7	73t	7	

NFC Central	W	L	T	Pct	Pts	OP
Minnesota	15	1	0	.938	556	296
Green Bay	11	5	0	.688	408	319
Tampa Bay	8	8	0	.500	314	295
Detroit	5	11	0	.313	306	378
Chicago	4	12	0	.250	276	368

	Receiving	No	Yds	Avg	Long	TD
Freeman	84	1424	17.0	84t	14	
Chmura	47	554	11.8	25t	4	
Henderson	37	241	6.5	15	1	
Schroeder	31	452	14.6	46	1	
Brooks	31	420	13.5	30t	3	
Mayes	30	394	13.1	33t	3	
Levens	27	162	6.0	17	0	
Holmes	19	179	9.4	24	0	
T.Davis	18	250	13.9	60t	7	
R.Harris	10	68	6.8	12	0	
Thomason	9	89	9.9	22	0	
Jervey	9	33	3.7	11	0	
*Bradford	3	27	9.0	18	0	
Preston	2	23	11.5	13	0	
Blair	2	13	6.5	10	0	
Copeland	2	11	5.5	12	0	
Packers	361	4340	12.0	84t	33	
Opponents	296	3401	11.5	68t	23	

Sacks: White 16, *Holliday 8, McKenzie 8, Butler 4, Booker 3, S.Dotson 3, B.Harris 2, B.Williams 2, Koonce 1, Lyon 1, Terrell 1, *Waddy 1, Packers 50, Opponents 39

* — rookie

Field Goals	1-19	20-29	30-39	40-49	50+
Longwell	1/1	6/6	13/15	9/10	0/1
Packers	1/1	6/6	13/15	9/10	0/1
Opponents	2/2	8/8	6/7	6/9	1/1
Longwell:	(32G)(38G,27G,20G)(30G,35G)				
(41G)(40G)(28G,40G)(26G,45G)					
(51N,42G,37G)(39N,39G,24G,31G,48N)(0)(33G)					
(33G,36G,35G)(33G,43G,40G,24G)(38G,40G,40G)					
(39N,18G)					
Opponents:	(47G,43G)(0)(37G,19G)(42G,42G,56G)				
(33G,25G,19G)(25G,36G)(38G,45N)(20G,47N)					
(45G,21G)(24G)(33G,29G)(34G)(38N,46G)(0)					
(29G,48N,21G)					

Interceptions	No	Yds	Avg	Long	TD
T.Williams	5	40	8.0	15	0
Butler	3	3	1.0	3	0
McKenzie	1	33	33.0	33t	1
Newsome	1	26	26.0	26	0
Terrell	1	9	9.0	9	0
Prior	1	0	0.0	0	0
R.Smith	1	0	0.0	0	0
Packers	13	111	8.5	33t	1
Opponents	23	312	13.6	58t	3

Punting	No	Yds	Avg	TB	In	Lg	B
Landeta	65	2788	42.9	7	30	72	0
Packers	65	2788	42.9	7	30	72	0
Opponents	90	3920	43.6	8	17	62	0

Punt Returns	Ret	FC	Yds	Avg	Long	TD
Preston	44	17	398	9.0	71t	1
Schroeder	2	0	5	2.5	3	0
Mayes	1	0	9	9.0	9	0
Prior	1	4	0	0.0	0	0
Packers	48	21	412	8.6	71t	1
Opponents	27	14	237	8.8	95t	1

Kickoff Returns	No	Yds	Avg	Long	TD
Preston	57	1497	26.3	101t	2
*Bradford	2	33	16.5	24	0
McKenzie	1	17	17.0	17	0
Packers	60	1547	25.8	101t	2
Opponents	74	1807	24.4	101t	2

Primary Starters

WR	A.Freeman	FB	W.Henderson
LT	R.Verba	LE	R.White
LG	M.Rivera	NT	G.Brown
C	F.Winters	DT	S.Dotson
RG	A.Timmerman	RE	*V.Holliday
RT	E.Dotson	LOLB	G.Koonce
TE	M.Chmura	MLB	B.Harris
WR	R.Brooks	ROLB	B.Williams
QB	B.Favre	LCB	C.Newsome
RB	T.Jervey (5)	RCB	T.Williams
	D.Levens (4)	SS	L.Butler
	D.Holmes (4)	FS	D.Sharper
	R.Harris (3)		

Passing	Att	Cmp	Yds	Cmp%	Yds/Att	TD	TD%	Int	Int%	LG	Sck/Yds	Rtng
Favre	551	347	4212	63.0	7.64	31	5.6	23	4.2	84t	33/223	87.8
Pederson	24	14	128	58.3	5.33	2	8.3	0	0.0	29	17/100.7	
Packers	575	361	4340	62.8	7.55	33	5.7	23	4.0	84t	39/230	88.3
Opponents	540	296	3401	54.8	6.30	23	4.3	13	2.4	68t	50/336	78.2

COMMUNITY
 ADMIN. & COACHES
 VETERANS
 DRAFT & FREE AGENTS
 2023 REVIEW
 1998
 LAMBEAU FIELD
 MISC.

1999 8-8-0, .500, FOURTH, NFC CENTRAL

Head Coach: Ray Rhodes		GB	Opp	Attend	Site	Starting QB	Temp	
S 12	Oakland Raiders	W	28	24	59,872	LF	B.Favre	67
S 19	@ Detroit Lions	L	15	23	76,202	PSD	B.Favre	dome
S 26	Minnesota Vikings	W	23	20	59,868	LF	B.Favre	82
O 10	Tampa Bay Buccaneers	W	26	23	59,868	LF	B.Favre	58
O 17	@ Denver Broncos	L	10	31	73,352	MHS	B.Favre	45
O 24	@ San Diego Chargers	W	31	3	68,274	QS	B.Favre	78
N 1	Seattle Seahawks	L	7	27	59,869	LF	B.Favre	47
N 7	Chicago Bears	L	13	14	59,867	LF	B.Favre	51
N 14	@ Dallas Cowboys	L	13	27	64,634	TxS	B.Favre	86
N 21	Detroit Lions	W	26	17	59,869	LF	B.Favre	46
N 29	@ San Francisco 49ers	W	20	3	68,304	3CP	B.Favre	58
D 5	@ Chicago Bears	W	35	19	66,944	SF	B.Favre	42
D 12	Carolina Panthers	L	31	33	59,869	LF	B.Favre	35
D 20	@ Minnesota Vikings	L	20	24	64,203	MD	B.Favre	dome
D 26	@ Tampa Bay Buccaneers	L	10	29	65,273	RJS	B.Favre	58
J 2	Arizona Cardinals	W	49	24	59,818	LF	B.Favre	32
			357	341	1,026,086			
Home: 5-3 (478,900)		Away: 3-5 (547,186)						

	GB	Opp
Total First Downs	314	304
Rushing	87	103
Passing	196	177
Penalty	31	24
Third Downs	77/209	87/223
Efficiency	36.8	39.0
Fourth Downs	2/9	8/20
Efficiency	22.2	40.0
Possession Avg.	29:13	30:47
Total Net Yards	5419	5309
Avg. Per Game	338.7	331.8
Total Plays	1027	1040
Avg. Per Play	5.3	5.1
Net Yards Rushing	1519	1804
Avg. Per Game	94.9	112.8
Total Rushes	386	472
Net Yards Passing	3900	3505
Avg. Per Game	243.8	219.1
Sacked/Yards Lost	36/322	30/185
Gross Yards	4132	3690
Att./Completions	605/344	538/304
Completion Pct.	56.9	56.5
Had Intercepted	23	26
Punts/Average	80/39.1	69/42.8
Net Punting Avg.	80/34.0	69/36.8
Penalties/Yards	100/808	99/993
Fumbles/Ball Lost	28/13	36/15
Touchdowns	40	39
Rushing	13	16
Passing	23	20
Returns	4	3

By Quarter	Q1	Q2	Q3	Q4	OT	Pts
Packers	44	123	73	117	0	357
Opponents	54	95	93	99	0	341

Primary Starters

WR	B.Schroeder	LE	V.Booker
LT	R.Verba	NT	G.Brown
	M.Wahle	DT	S.Dotson
LG	R.McKenzie	RE	V.Holliday
	M.Wahle	LOLB	G.Koonce
C	F.Winters	MLB	B.Harris
RG	M.Rivera	ROLB	B.Williams
RT	E.Dotson	J.Waddy	
TE	T.Davis	LCB	*M.McKenzie
WR	A.Freeman	RCB	T.Williams
QB	B.Favre	SS	L.Butler
RB	D.Levens	FS	D.Sharper
FB	W.Henderson		

Scoring	TD	Ru	Pa	Rt	PAT	FG	S	Pts
Longwell	0	0	0	0	38/38	25/30	0	113
Levens	10	9	1	0				60
Freeman	6	0	6	0				36
Bradford	5	0	5	0				30
Schroeder	5	0	5	0				32
Henderson	3	2	1	0				18
T.Davis	2	0	2	0				12
K.McKenzie	2	0	2	0				12
*Parker	2	2	0	0				12
Thomason	2	0	2	0				12
*Driver	1	0	1	0				6
*Edwards	1	0	1	0				6
*Mitchell	1	0	1	0				6
Packers	40	13	24	3	38/38	25/30	1	357
Opponents	39	16	20	3	35/35	24/31	0	341

Field Goals	1-19	20-29	30-39	40-49	50+
Longwell	0/0	8/9	8/9	8/10	1/2
Packers	0/0	8/9	8/9	8/10	1/2
Opponents	1/1	9/10	6/7	8/11	0/2
Longwell:	((45G,24G)(28G,35G,34G)				
	(42G,49G,38G,43G,45N)(50G)(46G)(50B)				
	(37G,26G,28B)(38G,44B,31G)(23G,33G,45G,31G)				
	(30N,23G,22G)((40G)(26G,22G)(46G))				
Opponents:	(47N,41G,48N)(48G)(34G,22G)				
	(41G,36G,36G)(20G,53N)(28G)(19G,29G)(34N)				
	(22N,44G,47G)(46G)(35G)(24G,23G,51N)				
	(20G,37G)(42G)(49G,28G,33G)(23G,47N)				

NFC Central	W	L	T	Pct	Pts	DP
Tampa Bay	11	5	0	.688	270	235
Minnesota	10	6	0	.625	399	335
Detroit	8	8	0	.500	322	323
Green Bay	8	8	0	.500	357	341
Chicago	6	10	0	.375	272	341

Receiving	No	Yds	Avg	Long	TD
Freeman	74	1074	14.5	51	6
Schroeder	74	1051	14.2	51	5
Levens	71	573	8.1	53	1
Bradford	37	637	17.2	74	5
Henderson	30	203	6.8	22	1
T.Davis	20	204	10.2	33	2
Thomason	14	140	10.0	22	0
*Mitchell	6	48	8.0	20	2
Chmura	5	55	11.0	16	0
*Parker	4	15	3.8	7	0
Hall	3	33	11.0	13	0
*Driver	3	31	10.3	12	1
Jordan	2	54	27.0	43	0
Crawford	1	14	14.0	14	0
Packers	344	4132	12.0	74	23
Opponents	304	3690	12.1	88	20

Sacks: K.McKenzie 8, Holliday 6, Booker 3.5, S.Dotson 2.5, Lyon 2, B.Williams 2, Butler 1, Sharper 1, *Vinson 1, Waddy 1, *Hunt 0.5, Smith 0.5, Packers 30, Opponents 36

* — rookie

Passing	Att	Cmp	Yds	Cmp%	Yds/Att	TD	TD%	Int	Int%	LG	Sck/Yds	Rtng
Favre	595	341	4091	57.3	6.88	22	3.7	23	3.9	74	35/223	74.7
Hasselbeck	10	3	41	30.0	4.10	1	10.0	0	0.0	19	1/9	77.5
Packers	605	344	4132	56.9	6.83	23	3.8	23	3.8	74	36/232	74.8
Opponents	538	304	3690	56.5	6.86	20	3.7	26	4.8	88	30/185	70.0

Interceptions	No	Yds	Avg	Long	TD
*M.McKenzie	6	4	0.7	4	0
*Edwards	4	26	6.5	26	1
T.Williams	4	12	3.0	12	0
Sharper	3	12	4.0	9	0
B.Williams	2	60	30.0	60	0
*Vinson	2	21	10.5	21	0
Butler	2	0	0.0	0	0
Smith	1	2	2.0	2	0
Lyon	1	0	0.0	0	0
Nelson	1	0	0.0	0	0
Packers	26	137	5.3	60	1
Opponents	23	338	14.7	95	2

Punting	No	Yds	Avg	TB	In	Ln	B
Aguiar	75	2954	39.4	4	20	64	0
*Hanson	4	157	39.3	0	0	44	0
Longwell	1	19	19.0	0	1	19	0
Packers	80	3130	39.1	4	21	64	0
Opponents	69	2954	42.8	10	26	65	0

Punt Returns	Ret	FC	Yds	Avg	Long	TD
Howard	12	7	93	7.8	20	0
*Edwards	10	4	90	9.0	45	0
Jordan	5	2	29	5.8	13	0
*Mitchell	2	0	0	0.0	0	0
Packers	29	13	212	7.3	45	0
Opponents	39	24	333	8.5	41	0

Kickoff Returns	No	Yds	Avg	Long	TD
*Mitchell	21	464	22.1	88	1
Howard	19	364	19.2	31	0
*Parker	15	268	17.9	40	0
Jordan	6	95	15.8	22	0
Henderson	2	23	11.5	16	0
R.McKenzie	1	13	13.0	13	0
Schroeder	1	10	10.0	10	0
Sharper	1	4	4.0	4	0
Packers	66	1241	18.8	88	1
Opponents	72	1565	21.7	91	0

COMMUNITY

ADMIN. & COACHES

VETERANS

DRAFT & FREE AGENTS

REVIEW

2023

1999

LAMBEAU FIELD

MISC.

9-7-0, .563, THIRD, NFC CENTRAL 2000

Head Coach:	Mike Sherman	GB	Opp	Attend	Site	Starting QB	Temp	
S 3	New York Jets	L	16	20	59,870	LF	B.Favre	77
S 10	@ Buffalo Bills	L	18	27	72,722	RWS	B.Favre	81
S 17	Philadelphia Eagles	W	6	3	59,869	LF	B.Favre	67
S 24	@ Arizona Cardinals	W	29	3	69,568	Sdv	B.Favre	87
O 1	Chicago Bears	L	24	27	59,869	LF	B.Favre	72
O 8	@ Detroit Lions	L	24	31	77,549	PSD	B.Favre	dome
O 15	@ San Francisco 49ers	W	31	28	59,870	LF	B.Favre	54
O 29	@ Miami Dolphins	L	20	28	73,740	PPS	B.Favre	81
N 6	Minnesota Vikings	+W	26	20	59,854	LF	B.Favre	50
N 12	@ Tampa Bay Buccaneers	L	15	20	65,621	RJS	B.Favre	75
N 19	Indianapolis Colts	W	26	24	59,869	LF	B.Favre	27
N 27	@ Carolina Panthers	L	14	31	73,295	ES	B.Favre	46
D 3	@ Chicago Bears	W	28	6	66,944	SF	B.Favre	33
D 10	Detroit Lions	W	26	13	59,854	LF	B.Favre	25
D 17	@ Minnesota Vikings	W	33	28	64,183	MD	B.Favre	dome
D 24	Tampa Bay Buccaneers	+W	17	14	59,692	LF	B.Favre	15
		353		323		1,042,369		
Home: 6-2 (478,747)		Away: 3-5 (563,622)				+ — overtime		

Scoring	TD	Ru	Pa	RT	PAT	FG	S	PTS
Longwell	0	0	0	0	32/32	33/38	0	131
Green	13	10	3	0			0	78
Freeman	9	0	9	0			0	54
Schroeder	4	0	4	0			0	24
Levens	3	3	0	0			0	18
T.Davis	2	0	2	0			0	14
Driver	1	0	1	0			0	6
*Franks	1	0	1	0			0	6
Henderson	1	0	1	0			0	6
Rossum	1	0	1	0			0	6
T.Williams	1	0	1	0			0	6
Maryland	0	0	0	0			1	2
Packers	36	13	21	2	32/32	33/38	1	353
Opponents	37	7	28	2	36/36	21/25	0	323

2-Pt. Conversions: T.Davis, Driver, Packers 2-3, Opponents 1-1

Field Goals	1-19	20-29	30-39	40-49	50+
Longwell	0/0	7/8	10/10	13/15	3/5
Packers	0/0	7/8	10/10	13/15	3/5
Opponents	1/1	4/4	8/8	6/9	2/3

Longwell: (45G, 42G, 42G)(24G)
 (42G)(44G, 51G, 31G)(35G)(51G, 53N, 48G)
 (24G, 31G)(52G, 53N, 42G, 45G)(42G, 28B)(0)
 (22G, 27G, 45N, 26G, 45G)(34G, 35G, 43G, 36G)(22G)
Opponents: (52N, 23G, 48N, 39G)(45G, 20G)
 (43G)(31G)(19G, 42N, 47G)(30G)(0)(30G, 48G)
 (54G, 51G)(38G)(26G)(32G, 46G)(26G, 36G)(0)
 (38G, 43G, 40N)

	GB	Opp
Total First Downs	315	284
Rushing	88	84
Passing	197	186
Penalty	30	14
Third Downs	85/218	82/224
Efficiency	39.0	36.6
Fourth Downs	7/12	7/11
Efficiency	58.3	63.6
Possession Avg.	30:46	29:14
Total Net Yards	5321	5069
Avg. Per Game	332.6	316.8
Total Plays	1038	1012
Avg. Per Play	5.1	5.0
Net Yards Rushing	1643	1618
Avg. Per Game	102.7	101.1
Total Rushes	404	417
Net Yards Passing	3678	3451
Avg. Per Game	229.9	215.7
Sacked/Yards Lost	34/238	38/244
Gross Yards	3916	3695
Att./Comp.	600/348	557/307
Completion Pct.	58.0	55.1
Had Intercepted	16	21
Punts/Average	79/38.4	94/41.4
Net Avg.	79/34.3	94/34.6
Penalties/Yards	88/685	101/992
Fumbles/Ball Lost	30/17	16/7
Touchdowns	36	37
Rushing	13	7
Passing	21	28
Returns	2	2

By Quarter	Q1	Q2	Q3	Q4	OT	Pts
Packers	59	101	83	101	9	353
Opponents	51	91	82	99	0	323

	Rushing	No	Yds	Avg	Long	TD
Green	263	1175	4.5	39T	10	
Levens	77	224	2.9	17	3	
Favre	27	108	4.0	18	0	
Parker	18	85	4.7	24	0	
Henderson	2	16	8.0	12	0	
Rossum	1	16	16.0	16	0	
Schroeder	2	11	5.5	12	0	
Mitchell	2	8	4.0	4	0	
Freeman	2	5	2.5	3	0	
Driver	1	4	4.0	4	0	
*Goodman	3	-2	-7	3	0	
Wuerffel	2	-2	-1.0	-1	0	
Hasselbeck	4	-5	-1.3	-1	0	
Packers	404	1643	4.1	39T	13	
Opponents	417	1618	3.9	52	7	

NFC Central	W	L	T	Pct	Pts	DP
Minnesota	11	5	0	.688	397	371
Tampa Bay	10	6	0	.625	388	269
Green Bay	9	7	0	.563	353	323
Detroit	9	7	0	.563	307	307
Chicago	5	11	0	.313	216	355

	Receiving	No	Yds	Avg	Long	TD
Green	73	559	7.7	31	3	
Schroeder	65	999	15.4	55T	4	
Freeman	62	912	14.7	67T	9	
Henderson	35	234	6.7	25	1	
*Franks	34	363	10.7	27T	1	
Driver	21	322	15.3	49	1	
T.Davis	19	177	9.3	41	2	
Levens	16	146	9.1	37	0	
*Lee	10	134	13.4	38	0	
Parker	9	50	5.6	10	0	
Wetright	3	20	6.7	9	0	
*Goodman	1	0	0.0	0	0	
Packers	348	3916	11.3	67T	21	
Opponents	307	3695	12.0	78T	28	

Sacks: Thierry 6.5, S.Dotson 6, Holiday 5, Hunt 5, Bowens 3.5, Butler 2, Harris 2, Wayne 2, *Gbaja-Biamila 1.5, Lyon 1, Sharper 1, McGarrahan 0.5, B.Williams 0.5, K.Williams 0.5, Packers 38, Opponents 34

* — rookie

Primary Starters

WR	B.Schroeder	LE	V.Holiday
LT	*C.Clifton		C.Hunt
	M.Wahle	NT	R.Maryland
LG	R.Verba	DT	S.Dotson
C	F.Winters		C.Hunt
RG	M.Rivera	RE	J.Thierry
RT	*M.Tauscher	SLB	*N.Diggs
TE	*B.Franks	MLB	B.Harris
	T.Davis	WLB	N.Wayne
WR	A.Freeman	LCB	M.McKenzie
QB	B.Favre		T.McBride
RB	A.Green	RCB	T.Williams
	D.Levens	SS	L.Butler
FB	W.Henderson	FS	D.Sharper

	Passing	Att	Cmp	Yds	Cmp%	Yds/Att	TD	TD%	Int	Int%	LG	Sck/Yds	Rtng
Favre	580	338	3812	58.3	6.57	20	3.4	16	2.8	67T	33/236	78.0	
Hasselbeck	19	10	104	52.6	5.47	1	5.3	0	0.0	27T	1/2	86.3	
Green	1	0	0	0.0	0.0	0	0.0	0	0.0	0	0/0	39.6	
Packers	600	348	3916	58.0	6.53	21	3.5	16	2.7	67T	34/238	78.2	
Opponents	557	307	3695	55.1	6.63	28	5.0	21	3.8	78T	38/244	76.7	

COMMUNITY
 ADMIN. & COACHES
 VETERANS
 DRAFT & FREE AGENTS
 2023 REVIEW
 2000
 LAMBAU FIELD
 MISC.

2001 12-4-0, .750, SECOND, NFC CENTRAL

Head Coach:	Mike Sherman	GB	Opp	Attend	Site	Starting QB	Temp	
S 9	Detroit Lions	W	28	6	59,523	LF	B.Favre	60
S 24	Washington Redskins	W	37	0	59,771	LF	B.Favre	46
S 30	@ Carolina Panthers	W	28	7	73,120	ES	B.Favre	64
O 7	@ Tampa Bay Buccaneers	L	10	14	65,510	RJS	B.Favre	80
O 14	Baltimore Ravens	W	31	23	59,866	LF	B.Favre	54
O 21	@ Minnesota Vikings	L	13	35	64,165	MD	B.Favre	dome
N 4	Tampa Bay Buccaneers	W	21	20	59,861	LF	B.Favre	52
N 11	@ Chicago Bears	W	20	12	66,944	SF	B.Favre	48
N 18	Atlanta Falcons	L	20	23	59,849	LF	B.Favre	59
N 22	@ Detroit Lions	W	29	27	77,730	PSD	B.Favre	dome
D 3	@ Jacksonville Jaguars	W	28	21	66,908	AS	B.Favre	56
D 9	Chicago Bears	W	17	7	59,869	LF	B.Favre	33
D 16	@ Tennessee Titans	L	20	26	68,804	AC	B.Favre	62
D 23	Cleveland Browns	W	30	7	59,824	LF	B.Favre	24
D 30	Minnesota Vikings	W	24	13	59,870	LF	B.Favre	19
J 6	@ New York Giants	W	34	25	78,601	GS	B.Favre	37
			390	266	1,040,215			
Home: 7-1 (478,433)		Away: 5-3 (561,782)						
NFC Wild Card Playoff								
J 13	San Francisco 49ers	W	25	15	59,825	LF	B.Favre	28
NFC Divisional Playoff								
J 20	@ St. Louis Rams	L	17	45	66,338	DAC	B.Favre	dome

	GB	Opp
Total First Downs	282	278
Rushing	72	83
Passing	187	176
Penalty	23	19
Third Downs	72/197	93/328
Efficiency	36.5	39.1
Fourth Downs	3/6	9/22
Efficiency	50.0	40.9
Possession Avg.	29:32	30:28
Total Net Yards	5463	4937
Avg. Per Game	341.4	308.6
Total Plays	942	1041
Avg. Per Play	5.8	4.7

Net Yards Rushing	1693	1769
Avg. Per Game	105.8	110.6
Total Rushes	410	406
Net Yards Passing	3770	3168
Avg. Per Game	235.6	198.0
Sacked/Yards Lost	22/151	52/337
Gross Yards	3921	3505
Att./Completions	510/314	583/341
Completion Pct.	61.6	58.5
Had Intercepted	15	20
Punts/Average	82/42.5	86/42.4
Net Punting Avg.	82/36.5	86/37.4
Penalties/Yards	80/633	104/921
Fumbles/Ball Lost	28/12	36/19
Touchdowns	47	28
Rushing	11	10
Passing	32	14
Returns	4	4

By Quarter	Q1	Q2	Q3	Q4	OT	Pts
Packers	89	90	111	100	0	390
Opponents	37	106	34	89	0	266

Primary Starters

WR	B.Schroeder	LE	V.Holliday
LT	C.Clifton	NT	G.Brown
LG	M.Wahle		J.Flanigan
C	M.Flanigan	DT	S.Dotson
RG	M.Rivera	RE	J.Thierry
RT	M.Tauscher	SLB	N.Diggs
TE	B.Franks	MLB	B.Harris
WR	A.Freeman	WLB	N.Wayne
QB	B.Favre	LCB	M.McKenzie
RB	A.Green	SS	T.Williams
FB	W.Henderson	RS	L.Butler
			*B.Jue
			D.Sharper

	GB	Opp	Rushing	No	Yds	Avg	Long	TD
Green				304	1387	4.6	83t	9
Levens				44	165	3.8	40	0
Favre				38	56	1.5	14	1
Driver				3	38	12.7	31t	1
Mealey				11	37	3.4	9	0
Henderson				6	11	1.8	4	0
Schroeder				1	6	6.0	6	0
Goodman				1	-1	-1.0	-1	0
Pederson				1	-1	-1.0	-1	0
Freeman				1	-5	-5.0	-5	0
Packers	410	1693	4.4	61	11			
Opponents	406	1769	4.4	61	10			

NFC Central	W	L	T	Pct	Pts	OP
Chicago	13	3	0	.813	338	203
Green Bay	12	4	0	.750	390	266
Tampa Bay	9	7	0	.562	324	280
Minnesota	5	11	0	.313	290	390
Detroit	2	14	0	.125	270	424

	GB	Opp	Receiving	No	Yds	Avg	Long	TD
Green				62	594	9.6	42	2
Schroeder				53	918	17.3	67t	9
Freeman				52	818	15.7	63	6
Franks				36	322	8.9	31	9
Bradford				31	526	17.0	56	2
Levens				24	159	6.6	19	1
Henderson				21	193	9.2	26	0
Driver				13	167	12.8	37	1
*Martin				13	144	11.1	31	1
Lee				3	32	10.7	23	1
T.Davis				3	14	4.7	7	0
Mealey				2	31	15.5	19	0
Collins				1	3	3.0	3	0
Packers	314	3921	12.5	67t	32			
Opponents	341	3505	10.3	47t	14			

Sacks: Gbaja-Biamila 13.5, Holliday 7, Wayne 5.5, Flanigan 4.5, S.Dotson 3.5, Thierry 3.5, Harris 2.5, Diggs 2, Lyon 2, McBride 2, *Reynolds 2, Sharper 2, Butler 1, Packers 52, Opponents 22

* — rookie

	GB	Opp	Passing	Att	Cmp	Yds	Cmp%	Yds/Att	TD	TD%	Int	Int%	LG	Sck/Yds	Rtg
Favre				510	314	3921	61.6	7.69	32	6.3	15	2.9	67t	22/151	94.1
Packers	510	314	3921	61.6	7.69	32	6.3	15	2.9	67t	22/151	94.1			
Opponents	583	341	3505	58.5	6.01	14	2.4	20	3.4	47t	52/337	69.6			

Scoring	TD	Ru	Pa	Rt	PAT	Fg	S	Pts
Longwell	0	0	0	0	44/45	20/31	0	104
Green	11	9	2	0	0	0	0	66
Franks	9	0	9	0	0	0	0	54
Schroeder	9	0	9	0	0	0	0	54
Freeman	6	0	6	0	0	0	0	38
Bradford	2	0	2	0	0	0	0	12
Driver	2	1	1	0	0	0	0	12
Favre	1	1	0	0	0	0	0	6
Lee	1	0	1	0	0	0	0	6
Levens	1	0	1	0	0	0	0	6
*Martin	1	0	1	0	0	0	0	6
McKenzie	1	0	1	0	0	0	0	6
Mealey	1	0	1	0	0	0	0	6
Rossum	1	0	1	0	0	0	0	6
T.Williams	1	0	1	0	0	0	0	6
Thierry	0	0	0	0	0	0	0	1
Packers	47	11	32	4	44/45	20/31	1	390
Opponents	28	10	14	4	20/20	22/28	1	266

2-Pt. Conversions: Freeman, Packers 1-2, Opponents 5-8

Field Goals	1-19	20-29	30-39	40-49	50+
Longwell	0/0	3/4	9/10	7/14	1/3
Packers	0/0	3/4	9/10	7/14	1/3
Opponents	0/0	4/5	10/11	7/9	1/3

Longwell: (48N)(28G,32G,30G)(42G,46G,37N) (35G)(33G,47N)(51N,42N)(41N,40G,31G) (39G,45G)(46G,39G)(52N,29B)(41N,27G) (33G,54G)(39G,45N)(24G)(45N,44G,43G)

Opponents: (49G,39G)(0)(53N)(28G)(42G,36G) (33G,49G)(37G,47G,38G,41G)(26G,39G,32G) (33G,54G)(34G,30G,42N)(23N)(44N,24G)(0) (39N,44G,42G)(27G,55N)

Interceptions	No	Yds	Avg	Long	TD
Sharper	6	78	13.0	23	0
T.Williams	4	117	29.3	69t	1
Wayne	3	55	18.3	35	0
McKenzie	2	38	19.0	38t	1
*Jue	2	35	17.5	35	0
Harris	2	12	6.0	8	0
Thibodeaux	1	9	9.0	9	0
Packers	20	344	17.2	69t	2
Opponents	15	252	16.8	98t	2

Punting	No	Yds	Avg	TB	In	Lg	B
Bidwell	82	3485	42.5	10	21	68	0
Packers	82	3485	42.5	10	21	68	0
Opponents	86	3644	42.4	9	33	70	0

Punt Returns	Ret	FC	Yds	Avg	Long	TD
Freeman	17	7	114	6.7	29	0
Rossum	11	8	109	9.9	55t	1
Lee	3	0	6	2.0	6	0
*Ferguson	1	2	4	4.0	4	0
Sharper	1	3	18.0	18	0	0
Packers	33	20	251	7.6	55t	1
Opponents	34	19	288	8.5	37	0

Kickoff Returns	No	Yds	Avg	Long	TD
Rossum	23	431	18.7	27	0
Levens	14	362	25.9	53	0
Henderson	6	62	10.3	14	0
Mealey	4	63	15.8	24	0
*Ferguson	2	32	16.0	16	0
Freeman	2	28	14.0	24	0
Akins	1	0	0.0	0	0
Flanigan	1	9	9.0	9	0
Goodman	1	21	21.0	21	0
Packers	54	1008	18.7	53	0
Opponents	76	1520	20.0	43	0

ADMIN. & COACHES
VETERANS
DRAFT & FREE AGENTS
REVIEW
2023
2001
LAMBEAU FIELD
MISC.

2003 10-6-0, .625, FIRST, NFC NORTH

Head Coach: Mike Sherman

	GB	Opp	Attend	Site	Starting QB	Temp
S 7 Minnesota Vikings	L 25	30	70,505	LF	B.Favre	71
S 14 Detroit Lions	W 31	6	70,244	LF	B.Favre	63
S 21 @ Arizona Cardinals	L 13	20	58,784	SDv	B.Favre	102
S 29 @ Chicago Bears	W 38	23	61,500	SF	B.Favre	58
O 5 Seattle Seahawks	W 35	13	70,365	LF	B.Favre	48
O 12 Kansas City Chiefs	+L 34	40	70,407	LF	B.Favre	60
O 19 @ St. Louis Rams	L 24	34	66,201	EJD	B.Favre	dome
N 2 @ Minnesota Vikings	W 30	27	64,482	MD	B.Favre	dome
N 10 Philadelphia Eagles	L 14	17	70,291	LF	B.Favre	39
N 16 @ Tampa Bay Buccaneers	W 20	13	65,614	RJS	B.Favre	80
N 23 San Francisco 49ers	W 20	10	70,250	LF	B.Favre	38
N 27 @ Detroit Lions	L 14	22	62,123	FdF	B.Favre	dome
D 7 Chicago Bears	W 34	21	70,458	LF	B.Favre	35
D 14 @ San Diego Chargers	W 38	21	64,978	QS	B.Favre	61
D 22 @ Oakland Raiders	W 41	7	62,298	NAC	B.Favre	54
D 28 Denver Broncos	W 31	3	70,299	LF	B.Favre	45
		442	307	1,068,799		

Home: 5-3 (562,819) **Away:** 5-3 (505,980)

NFC Wild Card Playoff

J 4 Seattle Seahawks+W 33 27 71,457 LF B.Favre 20

NFC Divisional Playoff

J 11 @ Philadelphia Eagles+L 17 20 67,707 LFF B.Favre 25

	GB	Opp
Total First Downs	315	288
Rushing	127	91
Passing	166	172
Penalty	22	25
Third Downs	85/207	85/228
Efficiency	41.1	37.3
Fourth Downs	4/7	4/17
Efficiency	57.1	23.5
Possession Avg.	30:52	29:08
Total Net Yards	5798	5101
Avg. Per Game	362.4	318.8
Total Plays	999	1036
Avg. Per Play	5.8	4.9

	GB	Opp
Net Yards Rushing	2558	1701
Avg. Per Game	159.9	106.3
Total Rushes	507	413
Net Yards Passing	3240	3400
Avg. Per Game	202.5	212.5
Sacked/Yards Lost	19/137	34/200
Gross Yards	3377	3600
Att./Completions	473/310	589/326
Completion Pct.	65.5	55.3
Had Intercepted	21	21
Punts/Average	71/41.3	83/41.0
Net Punting Avg.	71/34.6	83/35.0
Penalties/Yards	88/699	97/767
Fumbles/Ball Lost	19/11	21/11
Touchdowns	53	31
Rushing	18	10
Passing	32	18
Returns	3	3
By Quarter	Q1 Q2 Q3 Q4 OT Pts	
Packers	103 138 69 132 0	442
Opponents	86 64 49 102 6	307

	Rushing	No	Yds	Avg	Long	TD
Green	355	1883	5.3	98T	15	
Davenport	77	420	5.5	76T	2	
Fisher	40	200	5.0	19	1	
Driver	5	51	10.2	45	0	
Favre	18	15	0.8	7	0	
Luchey	1	3	3.0	3	0	
J.Walker	2	1	0.5	1	0	
Nall	2	-2	-1.0	-1	0	
Pederson	6	-5	-0.8	0	0	
Ferguson	1	-8	-8.0	-8	0	
Packers	507	2558	5.0	98T	18	
Opponents	413	1701	4.1	67T	10	

NFC North	W	L	T	Pct	Pts	QP
Green Bay	10	6	0	.625	442	307
Minnesota	9	7	0	.562	416	353
Chicago	7	9	0	.438	283	346
Detroit	5	11	0	.312	270	379

	Receiving	No	Yds	Avg	Long	TD
Driver	52	621	11.9	41	2	
Green	50	367	7.3	27	5	
J.Walker	41	716	17.5	66T	9	
Ferguson	38	520	13.7	47	4	
Franks	30	241	8.0	24	4	
Henderson	24	214	8.9	22	3	
Fisher	21	206	9.8	32	2	
Walls	20	222	11.1	36	1	
Freeman	14	141	10.1	15	0	
Martin	13	79	6.1	14	2	
Davenport	6	38	6.3	12	0	
Luchey	1	12	12.0	12	0	
Packers	310	3377	10.9	66T	32	
Opponents	326	3600	11.0	68T	18	

Sacks: Gbaja-Biamila 10, Hunt 4, G.Jackson 2.5, Nwokorie 2.5, *Barnett 2, Kampann 2, Sharper 2, Jue 1.5, Smith 1.5, Diggs 1, Edwards 1, Hawthorne 1, Marshall 1, Navies 1, Packers 34, Opponents 19

* — rookie

	Passing	Att	Cmp	Yds	Cmp%	Yds/Att	TD	TD%	Int	Int%	LG	Sck/Yds	Rtng
Favre	471	308	336T	65.4	7.14	32	6.8	21	4.5	66T	19/137	90.4	
Pederson	2	2	16	100.0	8.00	0	0	0.0	0.0	14	0/0	100.0	
Packers	473	310	3377	65.5	7.14	32	6.8	21	4.4	66T	19/137	90.5	
Opponents	589	326	3600	55.3	6.11	18	3.1	21	3.6	68T	34/200	69.0	

Scoring	TD	Ru	Pa	Rt	PAT	FG	S	PTS
Green	20	15	5	0	0	0	120	
Longwell	0	0	0	0	51/51	23/26	0	120
J.Walker	9	0	9	0	0	0	54	
Franks	4	0	4	0	0	0	28	
Ferguson	4	0	4	0	0	0	24	
Fisher	3	1	2	0	0	0	18	
Henderson	3	0	3	0	0	0	18	
Davenport	2	2	0	0	0	0	12	
Driver	2	0	2	0	0	0	12	
Martin	2	0	2	0	0	0	12	
Harris	1	0	0	1	0	0	6	
McKenzie	1	0	0	1	0	0	6	
Walls	1	0	1	0	0	0	6	
Wilkins	1	0	1	0	0	0	6	
Packers	53	18	32	3	51/51	23/26	0	442
Opponents	31	10	18	3	29/29	30/33	0	307

2-Point Conversions: Franks 2, Packers 2-2, Opponents 1-1

Field Goals	1-19	20-29	30-39	40-49	50+
Longwell	0/0	5/5	11/11	6/9	1/1
Packers	0/0	5/5	11/11	6/9	1/1
Opponents	0/0	10/11	10/10	8/10	2/2

Longwell: (27G)(46G)(40G,40G)(34G)(0)(50G,41G) (33G)(21G,43G,27G)(45N)(31G,33G) (38G,49N,37G)(0)(24G,38G,35G,45G) (32G)(31G,27G)(33G,40N)

Opponents: (22G,46G,34G)(22G,52G)(21G,37G) (31G,38G,41G)(27G,58G)(34G,31G,48G) (39G,43G)(47G,37G)(47N,21G)(24G,47G) (28N,24G)(42G,28G,49G,46G,32G)(0)(20G,26G) (0)(31G)

Interceptions	No	Yds	Avg	Long	TD
Sharper	5	78	15.6	50	0
McKenzie	4	98	24.5	90T	1
Harris	3	89	29.7	56T	1
*Barnett	3	21	7.0	14	0
Diggs	2	13	6.5	13	0
Hawthorne	2	8	4.0	8	0
Edwards	1	5	5.0	5	0
Anderson	1	3	3.0	3	0
Packers	21	315	15.0	90T	2
Opponents	21	429	20.4	79T	2

Punting	No	Yds	Avg	TB	In	Lg	B
Bidwell	69	2875	41.7	7	16	60	0
Longwell	2	58	29.0	1	1	30	0
Packers	71	2933	41.3	8	17	60	0
Opponents	83	3399	41.0	11	23	62	1

Punt Returns	Ret	FC	Yds	Avg	Long	TD
Chatman	33	18	277	8.4	33	0
Harris	1	0	0	0.0	0	0
Wilkins	1	0	0	0.0	0	0
Packers	35	18	277	7.9	33	0
Opponents	32	15	316	9.9	32	0

Kickoff Returns	No	Yds	Avg	Long	TD
Chatman	36	804	22.3	46	0
Davenport	16	505	31.6	60	0
Ferguson	7	148	21.1	31	0
Henderson	3	33	11.0	15	0
Luchey	2	21	10.5	12	0
Packers	64	1511	23.6	60	0
Opponents	82	1707	20.8	88T	1

Primary Starters

WR	R.Ferguson	LE	A.Kampman
LT	C.Clifton		J.Johnson
LG	M.Wahle	NT	G.Brown
C	M.Flanagan	DT	C.Hunt
RG	M.Rivera	RE	K.Gbaja-Biamila
RT	M.Tauscher	SLB	H.Navies
TE	B.Franks	MLB	*N.Barnett
WR	D.Driver	WLB	N.Diggs
QB	B.Favre	LCB	M.McKenzie
RB	A.Green	RCB	A.Harris
FB	W.Henderson	SS	A.Edwards
		FS	M.Anderson
			D.Sharper

COMMUNITY

ADMIN. & COACHES

VETERANS

DRAFT & FREE AGENTS

REVIEW

2003

LAMBEAU FIELD

MISC.

2005 4-12-0, .250, FOURTH, NFC NORTH

Head Coach:	Mike Sherman	GB	Opp	Attend	Site	Starting QB	Temp	
S 11	@ Detroit Lions	L	3	17	61,877	FdF	B.Favre	dome
S 18	Cleveland Browns	L	24	26	70,400	LF	B.Favre	76
S 25	Tampa Bay Buccaneers	L	16	17	70,518	LF	B.Favre	65
O 3	@ Carolina Panthers	L	29	32	73,657	BAS	B.Favre	75
O 9	New Orleans Saints	W	52	3	70,580	LF	B.Favre	52
O 23	@ Minnesota Vikings	L	20	23	64,278	MD	B.Favre	dome
O 30	@ Cincinnati Bengals	L	14	21	65,940	PBS	B.Favre	58
N 6	Pittsburgh Steelers	L	10	20	70,607	LF	B.Favre	49
N 13	@ Atlanta Falcons	W	33	25	71,001	GD	B.Favre	dome
N 21	Minnesota Vikings	L	17	20	70,610	LF	B.Favre	36
N 27	@ Philadelphia Eagles	L	14	19	67,665	LFF	B.Favre	50
D 4	@ Chicago Bears	L	7	19	62,177	SF	B.Favre	26
D 11	Detroit Lions	+W	16	13	70,019	LF	B.Favre	14
D 19	@ Baltimore Ravens	L	3	48	70,604	MTS	B.Favre	29
D 25	Chicago Bears	L	17	24	69,757	LF	B.Favre	34
J 1	Seattle Seahawks	W	23	17	69,928	LF	B.Favre	34
			298	344	1,099,618			

Home: 3-5 (562,419) Away: 1-7 (537,199) + — overtime

Scoring	TD	Ru	Pa	Rt	PAT	FG	S	PTS
Longwell	0	0	0	0	30/31	20/27	0	90
*Gado	7	6	1	0				42
Chatman	5	0	4	1				30
Driver	5	0	5	0				30
Ferguson	3	0	3	0				20
Martin	3	0	3	0				20
Davenport	2	2	0	0				12
Fisher	2	1	1	0				12
*Herron	2	0	0	0				12
D.Lee	2	0	2	0				12
Barnett	1	0	0	1				6
Franks	1	0	1	0				6
Harris	1	0	0	1				6
Packers	34	11	20	3	30/31	20/27	0	298
Opponents	37	10	22	5	33/35	29/34	0	344

2-Point Conversions: Martin, Ferguson, Packers 2-3, Opponents 1-2

Field Goals	1-19	20-29	30-39	40-49	50+
Longwell	0/0	7/7	6/10	3/5	4/5
Packers	0/0	7/7	6/10	3/5	4/5
Opponents	1/1	11/11	10/10	6/10	1/2
Longwell:	(50G)(34G)(42N,32G)(0)(26G)	(53G,53G,42N,39G)(0)(40G,31N)	(46G,23G,53G,51G)(46G)(0)(36G,38B,39G,28G)	(27G)(38N,39N,26G)(26G,32G,28G)	Opponents: (21G)(21G,39G)(42G)(32G,38G)
	(32G,43N,43N)(27G,22G,56G)(0)	(32G,24G,51B)(37G)(49N,24G,27G)	(44G,38G,37G,33G)(21G,40G,25G,35G,43N)	(19G,23G)(23G,40G)(45G)(44G)	

Interceptions	No	Yds	Avg	Long	TD
Harris	3	30	10.0	22t	1
Carroll	2	38	19.0	38	0
Roman	2	18	9.0	12	0
Barnett	1	95	95.0	95t	1
R.Thomas	1	24	24.0	24	0
*Collins	1	0	0.0	0	0
Packers	10	205	20.5	95t	2
Opponents	30	370	12.3	95	3

Punting	No	Yds	Avg	TB	In	Lg	B
Sander	64	2508	39.2	2	11	53	0
Finn	6	218	36.3	0	0	42	0
Packers	70	2726	38.9	2	11	53	0
Opponents	85	3597	42.3	4	29	63	0

Punt Returns	Ret	FC	Yds	Avg	Long	TD
Chatman	45	18	381	8.5	85t	1
Packers	45	18	381	8.5	85t	1
Opponents	49	12	339	6.9	49	0

Kickoff Returns	No	Yds	Avg	Long	TD
Carroll	19	390	20.5	57	0
R.Lee	15	319	21.3	35	0
Davenport	10	189	18.9	27	0
Thurman	8	136	17.0	23	0
Chatman	5	91	18.2	33	0
*Murphy	5	91	18.2	29	0
Jones	4	80	20.0	25	0
Leach	3	39	13.0	20	0
Ferguson	2	44	22.0	22	0
Henderson	2	20	10.0	10	0
C.Williams	1	14	14.0	14	0
Peterson	1	5	5.0	5	0
Packers	75	1418	18.9	57	0
Opponents	65	1404	21.6	73	0

	GB	Opp	Rushing	No	Yds	Avg	Long	TD
Total First Downs	318	280	*Gado	143	582	4.1	64t	6
Rushing	76	107	Green	77	255	3.3	13	0
Passing	206	143	Fisher	60	173	2.9	17	1
Penalty	36	30	*Herron	45	121	2.7	17	2
Third Downs	91/221	74/206	Davenport	30	105	3.5	24	2
Efficiency	41.2	35.9	Favre	18	62	3.4	20	0
Fourth Downs	9/19	3/8	Chatman	8	34	4.3	11	0
Efficiency	47.4	37.5	R.Lee	11	16	1.5	4	0
Possession Avg.	30:48	29:12	Driver	2	13	6.5	9	0
Total Net Yards	5118	4690	*Rodgers	2	7	3.5	8	0
Avg. Per Game	319.9	293.1	Henderson	1	-5	-5.0	-5	0
Total Plays	1051	969	Sander	1	-11	-11.0	-11	0
Avg. Per Play	4.9	4.8	Packers	398	1352	3.4	64t	11
Net Yards Rushing	1352	2010	Opponents	504	2010	4.0	43	10
Avg. Per Game	84.5	125.6						
Total Rushes	398	504						
Net Yards Passing	3766	2680						
Avg. Per Game	235.4	167.5						
Sacked/Yards Lost	27/198	35/196						
Gross Yards	3964	2876						
Att./Completions	626/383	430/252						
Completion Pct.	61.2	58.6						
Had Intercepted	30	10						
Punts/Average	70/38.9	85/42.3						
Net Punting Avg.	70/33.5	85/36.9						
Penalties/Yards	119/918	98/975						
Fumbles/Ball Lost	31/15	33/11						
Touchdowns	34	37						
Rushing	11	10						
Passing	20	22						
Returns	3	5						

By Quarter	Q1	Q2	Q3	Q4	OT	Pts
Packers	77	100	36	82	3	298
Opponents	88	100	59	97	0	344

Primary Starters

WR	R.Ferguson	LE	A.Kampman
LT	C.Clifton	LT	G.Jackson
LG	A.Klemm	RT	C.Jenkins
	S.Wells	RE	K.Gbaja-Biamila
C	M.Flanagan	SLB	P.Lenon
RG	*W.Whitticker		N.Diggs
RT	M.Tauscher	MLB	N.Barnett
TE	B.Franks	WLB	R.Thomas
	D.Martin		P.Lenon
QB	D.Driver	LCB	A.Carroll
WR	B.Favre	RCB	A.Harris
RB	A.Green (5)	SS	M.Roman
	*S.Gado (5)	FS	*N.Collins
	T.Fisher (4)		
FB	W.Henderson		
	V.Leach		

NFC North	W	L	T	Pct	Pts	OP
Chicago	11	5	0	.688	260	202
Minnesota	9	7	0	.532	306	344
Detroit	5	11	0	.312	254	345
Green Bay	4	12	0	.250	298	344

Receiving	No	Yds	Avg	Long	TD
Driver	86	1221	14.2	59	5
Chatman	49	549	11.2	25	4
Fisher	48	347	7.2	15	1
D.Lee	33	294	8.9	27	2
Henderson	30	264	8.8	32	0
Ferguson	27	366	13.6	51	3
Martin	27	224	8.3	21t	3
Franks	25	207	8.3	24	1
Green	19	147	7.7	20	0
*Gado	10	77	7.7	30	1
Thurman	7	92	13.1	33	0
*Murphy	5	36	7.2	12	0
Leach	5	19	3.8	9	0
Gardner	4	67	16.8	33	0
Walker	4	27	6.8	9	0
Davenport	2	3	1.5	2	0
W.Williams	1	19	19.0	19	0
R.Lee	1	5	5.0	5	0
Packers	383	3964	10.3	59	20
Opponents	252	2876	11.4	80	22

Sacks: Gbaja-Biamila 8, Kampman 6.5, Harris 3, Jenkins 3, Peterson 3, Cole 2, *Poppinga 2, C.Williams 2, Lenon 1.5, Barnett 1, Jackson 1, *Montgomery 1, Packers 35, Opponents 27

Passing	Att	Cmp	Yds	Cmp%	Yds/Att	TD	TD%	Int	Int%	LG	Sck/Yds	Rtng
Favre	607	372	3881	61.3	6.39	20	3.3	29	4.8	59	24/170	70.9
*Rodgers	16	9	65	56.3	4.06	0	0.0	1	6.3	16	3/28	39.8
Fisher	1	1	14	100.0	14.00	0	0.0	0	0.0	14	0/0	118.8
*Gado	1	0	0	0.0	0.00	0	0.0	0	0.0	0	0/0	39.6
Sander	1	1	4	100.0	4.00	0	0.0	0	0.0	4	0/0	83.3
Packers	626	383	3964	61.2	6.33	20	3.2	30	4.8	59	27/198	70.7
Opponents	430	252	2876	58.6	6.69	22	5.1	10	2.3	80t	35/196	86.2

* — rookie

COMMUNITY
 ADMIN. & COACHES
 VETERANS
 DRAFT & FREE AGENTS
 REVIEW
 2023
 2005
 LAMBEAU FIELD
 MISC.

2007 13-3-0, .813, FIRST, NFC NORTH

Head Coach:	Mike McCarthy	GB	Opp	Attend	Site	Starting QB	Temp
S 9 Philadelphia Eagles	W	16	13	70,598	LF	B.Favre	62
S 16 @ New York Giants	W	35	13	78,701	GS	B.Favre	64
S 23 San Diego Chargers	W	31	24	70,733	LF	B.Favre	73
S 30 @ Minnesota Vikings	W	23	16	63,779	MD	B.Favre	dome
O 7 Chicago Bears	L	20	27	70,904	LF	B.Favre	79
O 14 Washington Redskins	W	17	14	70,761	LF	B.Favre	46
O 29 @ Denver Broncos	+W	19	13	77,160	IF	B.Favre	67
N 4 @ Kansas City Chiefs	W	33	22	78,988	ArS	B.Favre	61
N 11 Minnesota Vikings	W	34	0	70,945	LF	B.Favre	49
N 18 Carolina Panthers	W	31	17	70,805	LF	B.Favre	42
N 22 @ Detroit Lions	W	37	26	63,257	FdF	B.Favre	dome
N 29 @ Dallas Cowboys	L	27	37	64,167	TxS	B.Favre	56
D 9 Oakland Raiders	W	38	7	70,828	LF	B.Favre	18
D 16 @ St. Louis Rams	W	33	14	66,008	EJD	B.Favre	dome
D 23 @ Chicago Bears	L	7	35	62,272	SF	B.Favre	16
D 30 Detroit Lions	W	34	13	70,869	LF	B.Favre	20
		435	291	1,121,075			

Home: 7-1 (566,743) Away: 6-2 (554,332) + — overtime

NFC Divisional Playoff
 J 12 Seattle Seahawks W 42 20 72,168 LF B.Favre 31

NFC Championship
 J 20 New York Giants +L 20 23 72,740 LF B.Favre -1

	GB	Opp
Total First Downs	307	297
Rushing	.69	.77
Passing	.210	.176
Penalty	.28	.44
Third Downs	86/202	69/209
Efficiency	.426	.330
Fourth Downs	5/11	9/24
Efficiency	.455	.375
Possession Avg.	30:19	29:41
Total Net Yards	5931	5013
Avg. Per Game	.370	.313
Total Plays	.985	.994
Avg. Per Play	.60	.50

Net Yards Rushing	1597	1647
Avg. Per Game	99.8	102.9
Total Rushes	.388	.424
Net Yards Passing	4334	3164
Avg. Per Game	270.9	201.4
Sacked/Yards Lost	19/127	36/218
Gross Yards	.4461	.3584
Att./Completions	.578/383	534/295
Completion Pct.	.663	.552
Had Intercepted	.15	.19
Punts/Average	.62/43.0	80/42.5
Net Punting Avg.	.62/37.6	80/33.8
Penalties/Yards	113/1006	118/908
Fumbles/Ball Lost	25/9	17/9
Touchdowns	.49	.31
Rushing	.13	.06
Passing	.30	.23
Returns	.06	.02
By Quarter	Q1 Q2 Q3 Q4 OT Pts	
Packers	86 128 112 103	6 435
Opponents	56 102 57 76	0 291

Primary Starters

WR	G.Jennings	LE	A.Kampman
LT	C.Clifton	LT	R.Pickett
LG	D.Colleged	RT	C.Williams
C	S.Wells	J.Jolly	
RG	J.Spitz	RE	C.Jenkins
	J.Coston	SLB	B.Poppinga
RT	M.Tauscher	MLB	N.Barnett
TE	D.Lee	WLB	A.Hawk
WR	D.Driver	LCB	C.Woodson
QB	B.Favre	RCB	A.Harris
RB	R.Grant	SS	A.Bigby
FB	*K.Hall	FS	N.Collins

	Rushing	No	Yds	Avg	Long	TD
Grant	.188	956	5.1	66T	8	
*Jackson	.75	267	3.6	46	1	
*Wynn	.50	203	4.1	44	4	
Morency	.29	108	3.7	15	0	
Rodgers	.7	29	4.1	13	0	
Favre	.29	12	0.4	21	0	
Ryan	.2	7	3.5	7	0	
Nall	.5	6	1.2	8	0	
Robinson	.1	5	5.0	5	0	
Driver	.2	4	2.0	5	0	
Packers	388	1597	4.1	66T	13	
Opponents	424	1647	3.9	55	6	

NFC North	W	L	T	Pct	Pts	QP
Green Bay	13	3	0	.813	435	291
Minnesota	8	8	0	.500	365	311
Detroit	7	9	0	.438	346	444
Chicago	7	9	0	.438	334	348

	Receiving	No	Yds	Avg	Long	TD
Driver	.82	1048	12.8	47	2	
Jennings	.53	920	17.4	82T	12	
Lee	.48	575	12.0	60	6	
*Jones	.47	676	14.4	79T	2	
Morency	.30	199	6.6	18	0	
Grant	.30	145	4.8	21	0	
Robinson	.21	241	11.5	43	1	
Franks	.18	132	7.3	24	3	
Martin	.16	242	15.1	36	4	
*Jackson	.16	130	8.1	16	0	
*Wynn	.09	73	8.1	18	0	
*Hall	.08	49	6.1	10	0	
Krause	.02	11	5.5	6	0	
Kuhn	.02	7	3.5	5	0	
Bodiford	.1	13	13.0	13	0	
Packers	383	4461	11.6	82T	30	
Opponents	295	3584	12.1	50	23	

Sacks: Kampman 12, Gbaja-Biamila 9.5, C.Williams 7, Barnett 3.5, Hawk 1, Jenkins 1, Jolly 1, Pickett 1, Packers 36, Opponents 19

* — rookie

	Passing	Att	Cmp	Yds	Cmp%	Yds/Att	TD	TD%	Int	Int%	LG	Sck/Yds	Rtng
Favre	.535	356	4155	66.5	7.7	28	15	28	82T	15/93	95.7		
Rodgers	.28	20	218	71.4	7.9	1	3.6	0	0.0	43	3/24	106.0	
Nall	.15	7	88	46.7	5.87	1	6.7	0	0.0	32T	1/10	87.6	
Packers	578	383	4461	66.3	7.72	30	6.2	15	2.6	82T	19/127	95.9	
Opponents	534	295	3584	55.2	6.71	23	4.3	19	3.6	50	36/218	75.6	

Scoring	TD	Ru	Pa	Rt	PAT	FG	S	PTS
*Crosby	0	0	0	0	48/48	31/39	0	141
Jennings	12	0	12	0	0	0	0	72
Grant	8	8	0	0	0	0	0	48
Lee	6	0	6	0	0	0	0	36
Martin	4	0	4	0	0	0	0	24
*Wynn	4	4	0	0	0	0	0	24
Franks	3	0	3	0	0	0	0	18
Blackmon	2	0	2	0	0	0	0	12
Driver	2	0	2	0	0	0	0	12
*Jones	2	0	2	0	0	0	0	12
Woodson	2	0	2	0	0	0	0	12
*Jackson	1	1	0	0	0	0	0	6
Robinson	1	0	1	0	0	0	0	6
White	1	0	1	0	0	0	0	6
T.Williams	1	0	1	0	0	0	0	6
Packers	49	13	30	6	48/48	31/39	0	435
Opponents	31	6	23	2	29/29	24/27	0	291

2-Point Conversions: Packers 0-0, Opponents 2-2

Field Goals	1-19	20-29	30-39	40-49	50+
*Crosby	.1/1	8/8	10/11	9/14	3/5
Packers	1/1	8/8	10/11	9/14	3/5
Opponents	0/0	4/4	8/9	10/12	2/2
*Crosby:	(53G,37G,42G)(42N)(28G)				
	(28G,44G,33G)(37G,37G)(46N,37G,38N)				
	(19G,26G)(48G,36G,52N,32G,45G)				
	(39G,24G)(49B,49N,47G)(20G,20G,26G)				
	(47G,52G)(43N,44G,52N)(44G,50G,25G,46G)				
	(33G,35G)				
Opponents:	(33G,47G)(34N,48G,32G)(44G)				
	(44G,35G,48G)(44G,36G)(45G,21G)(0)(26G)				
	(47G,41G,45G,52G)(26G,51G,25G)(44N)(48N)				
	(31G,35G)(35G,38G)				

Interceptions	No	Yds	Avg	Long	TD
Bigby	.5	50	10.0	22	0
Woodson	.4	48	12.0	46T	1
Barnett	.2	40	20.0	38	0
*Rouse	.2	37	18.5	34	0
Harris	.2	17	8.5	17	0
T.Williams	.1	22	22.0	22	0
Hawk	.1	10	10.0	10	0
C.Williams	.1	9	9.0	9	0
Poppinga	.1	0	0.0	0	0
Packers	19	233	12.3	46T	1
Opponents	15	166	11.1	85T	1

Punting	No	Yds	Avg	TB	In	Lg	B
Ryan	.60	2664	44.4	11	18	72	2
Packers	62	2664	43.0	11	18	72	2
Opponents	80	3397	42.5	10	26	61	0

Punt Returns	Ret	FC	Yds	Avg	Long	TD
Woodson	.33	5	268	8.1	34	0
Blackmon	.8	0	106	13.3	57T	1
T.Williams	.6	0	118	19.7	94T	1
Bush	.1	0	0	0.0	0	0
Packers	.48	5	492	10.3	94T	2
Opponents	.19	14	113	5.9	26	0

Kickoff Returns	No	Yds	Avg	Long	TD
T.Williams	.30	684	22.8	65	0
Robinson	.25	596	23.8	67	0
Bodiford	.2	41	20.5	22	0
Blackmon	.1	3	3.0	3	0
Driver	.1	4	4.0	4	0
Martin	.1	6	6.0	6	0
Montgomery	.1	0	0.0	0	0
*Wynn	.1	15	15.0	15	0
Packers	.62	1349	21.8	67	0
Opponents	.77	1610	20.9	74	0

COMMUNITY
ADMIN. & COACHES
VETERANS
DRAFT & FREE AGENTS
2023
REVIEW
2007
LAMBEAU FIELD
MISC.

6-10-0, .375, THIRD, NFC NORTH 2008

Head Coach: Mike McCarthy		GB	Opp	Attend	Site	Starting QB	Temp	
S 8	Minnesota Vikings	W	24	19	71,004	LF	A.Rodgers	58
S 14	@ Detroit Lions	W	48	25	60,285	FdF	A.Rodgers	dome
S 21	Dallas Cowboys	L	16	27	71,113	LF	A.Rodgers	64
S 28	@ Tampa Bay Buccaneers	L	21	30	64,122	RJ	A.Rodgers	81
O 5	Atlanta Falcons	L	24	27	70,610	LF	A.Rodgers	60
O 12	@ Seattle Seahawks	W	27	17	68,302	QF	A.Rodgers	56
O 19	Indianapolis Colts	W	34	14	70,110	LF	A.Rodgers	60
N 2	@ Tennessee Titans	L	16	19	69,143	LPF	A.Rodgers	69
N 9	@ Minnesota Vikings	L	27	28	63,845	MD	A.Rodgers	dome
N 16	Chicago Bears	W	37	3	71,040	LF	A.Rodgers	33
N 24	@ New Orleans Saints	L	29	51	70,668	LSd	A.Rodgers	dome
N 30	Carolina Panthers	L	31	35	70,297	LF	A.Rodgers	37
D 7	Houston Texans	L	21	24	70,245	LF	A.Rodgers	3
D 14	@ Jacksonville Jaguars	L	16	20	65,457	JM	A.Rodgers	67
D 22	@ Chicago Bears	L	17	20	62,151	SF	A.Rodgers	2
D 28	Detroit Lions	W	31	21	70,141	LF	A.Rodgers	22
			419	380	1,089,433			
Home: 4-4 (565,460)		Away: 2-6 (523,973)		+ — overtime				

Scoring	TD	Ru	Pa	Rt	PAT	FG	S	PTS
Crosby	0	0	0	0	46/46	27/34	0	127
Jennings	9	0	9	0			0	56
Driver	5	0	5	0			0	30
Grant	5	4	1	0			0	30
D.Lee	5	0	5	0			0	30
Rodgers	4	4	0	0			0	24
Collins	3	0	3	0			0	18
Kuhn	3	1	2	0			0	18
Blackmon	2	0	2	0			0	12
*Nelson	2	0	2	0			0	12
Woodson	2	0	2	0			0	12
Martin	1	0	1	0			0	8
*Finley	1	0	1	0			0	6
Hall	1	0	1	0			0	6
Hunter	1	0	1	0			0	6
Jackson	1	0	1	0			0	6
Jones	1	0	1	0			0	6
Rouse	1	0	1	0			0	6
Wynn	1	1	0	0			0	6
Packers	48	11	28	9	46/46	27/34	0	419
Opponents	43	20	22	1	39/39	25/30	3	380

	GB	Opp				
Total First Downs	299	295				
Rushing	99	121				
Passing	182	141				
Penalty	18	33				
Third Downs	.99/224	80/210				
Efficiency	44.2	38.1				
Fourth Downs	.8/18	17/23				
Efficiency	44.4	73.9				
Possession Avg.	31.20	28.40				
Total Net Yards	5618	5349				
Avg. Per Game	351.1	334.3				
Total Plays	1012	1003				
Avg. Per Play	5.6	5.3				
Net Yards Rushing	1805	2105				
Avg. Per Game	112.8	131.6				
Total Rushes	437	458				
Net Yards Passing	3813	3244				
Avg. Per Game	238.3	202.8				
Sacked/Yards Lost	34/231	27/140				
Gross Yards	4044	3384				
Att./Completions	541/343	518/287				
Completion Pct.	63.4	55.4				
Had Intercepted	13	22				
Punts/Average	65/41.4	76/44.3				
Net Punting Avg.	65/35.7	76/37.4				
Penalties/Yards	110/984	89/721				
Fumbles/Ball Lost	25/8	20/6				
Touchdowns	48	43				
Rushing	11	20				
Passing	28	22				
Returns	9	1				
By Quarter	Q1	Q2	Q3	Q4	OT	PTS
Packers	61	133	75	150	0	419
Opponents	65	103	71	135	6	380

	Rushing	No	Yds	Avg	Long	TD
Grant	312	1203	3.9	57	4	4
Jackson	45	248	5.5	32	1	4
Rodgers	56	207	3.7	21	4	4
Wynn	8	110	13.8	73t	1	1
*Lumpkin	1	19	19.0	19	0	0
Kuhn	8	10	1.3	3	1	1
Driver	2	4	2.0	6	0	0
*Flynn	4	4	1.0	6	0	0
Frost	1	0	0.0	0	0	0
Packers	437	1805	4.1	73t	11	11
Opponents	458	2105	4.6	60t	20	20

NFC North	W	L	T	Pct	Pts	OP
Minnesota	10	6	0	.625	379	333
Chicago	9	7	0	.563	375	350
Green Bay	6	10	0	.375	419	380
Detroit	0	16	0	.000	268	517

	Receiving	No	Yds	Avg	Long	TD
Jennings	80	1292	16.2	63	9	9
Driver	74	1012	13.7	71t	5	5
D.Lee	39	303	7.8	26	5	5
*Nelson	33	366	11.1	29t	2	2
Jackson	30	185	6.2	18	0	0
Jones	20	274	13.7	46	1	1
Grant	18	116	6.4	17t	1	1
Martin	15	149	9.9	17	1	1
Humphrey	11	162	14.7	37	0	0
Hall	7	38	5.4	11	1	1
*Finley	6	74	12.3	35	1	1
Kuhn	4	21	5.3	13	2	2
Wynn	3	30	10.0	16	0	0
*Lumpkin	3	22	7.3	12	0	0
Packers	343	4044	11.8	71t	28	28
Opponents	287	3384	11.8	70t	22	22

Sacks: Kampman 9.5, Hawk 3, Woodson 3, Jenkins 2.5, Montgomery 2.5, Hunter 2, Pickett 1.5, Bishop 1, Chillar 1, Cole 0.5, Gbaja-Biamila 0.5, Packers 27, Opponents 34

Field Goals	1-19	20-29	30-39	40-49	50+
Crosby	1/1	8/8	10/13	5/6	3/6
Packers	1/1	8/8	10/13	5/6	3/6
Opponents	0/0	6/6	10/10	6/10	3/4

Crosby: (42G, 33B)(25G, 39G)(36G, 38G, 33G)(1)
 (53N, 50G)(29G, 51G)(31G, 36N, 29G)(23G, 25G, 38G)
 (47G, 40G, 52N)(53G, 33G, 45G)(32G, 44G, 19G)(1)
 (22G, 23G, 38G)(46N, 28G, 38B)(69N, 36G)
Opponents: (37G, 27G)(38G, 49G, 53G)(25G, 39G)
 (23G, 36G, 24G)(42G, 41G)(50G)(45B)
 (31G, 25G, 22G, 47N, 41G)(54G, 47N)(33G)(30G)(1)
 (30G, 41N, 41G, 40G)(51N)(31G, 38G)(1)

Interceptions	No	Yds	Avg	Long	TD
Collins	7	295	42.1	62t	3
Woodson	7	169	24.1	62t	2
Williams	5	78	15.6	39	0
Rodgers	2	136	68.0	99t	1
Bigby	1	7	7.0	7	0
Packers	22	685	31.1	99t	6
Opponents	13	70	5.4	42	0

Punting	No	Yds	Avg	TB	In	Lg	B
Frost	48	2021	42.1	5	8	65	0
Kapinos	17	667	39.2	1	7	55	0
Packers	65	2688	41.4	6	15	65	0
Opponents	76	3364	44.3	6	25	65	0

Punt Returns	Ret	FC	Yds	Avg	Long	TD
Blackmon	36	11	398	11.1	76t	2
Bush	1	0	0	0.0	0	0
Packers	37	11	398	10.8	76t	2
Opponents	39	9	249	7.5	24	0

Kickoff Returns	No	Yds	Avg	Long	TD
Blackmon	55	1157	21.0	45	0
*Nelson	11	208	18.9	45	0
Barbre	1	17	17.0	17	0
Hunter	1	7	7.0	7	0
Woodson	1	-2	-2.0	-2	0
Packers	69	1387	20.1	45	0
Opponents	72	1687	23.4	70	0

Primary Starters

WR	G. Jennings	LE	A. Kampman
LT	C. Clifton	LT	R. Pickett
LG	D. Colledge	RT	J. Jolly
C	S. Wells	RE	M. Montgomery
RG	J. Spitz	SLB	B. Poppinga
RT	M. Tauscher	MLB	N. Barnett
TE	D. Lee	WLB	A. Hawk
WR	D. Driver	LCB	C. Woodson
QB	A. Rodgers	RCB	A. Harris
RB	R. Grant	SS	A. Bigby
FB	K. Hall		A. Rouse
		FS	N. Collins

Passing	Att	Cmp	Yds	Cmp%	Yds/Att	TD	TD%	Int	Int%	LG	Sck/Yds	Rtng
Rodgers	536	341	4038	63.6	7.53	28	5.2	13	2.4	71t	34/231	93.8
*Flynn	5	2	6	40.0	1.20	0	0.0	0	0.0	3	0/0	47.9
Packers	541	343	4044	63.4	7.48	28	5.2	13	2.4	71t	34/231	93.3
Opponents	518	287	3384	55.4	6.53	22	4.2	22	4.2	70t	27/140	71.9

COMMUNITY
 ADMIN. & COACHES
 VETERANS
 DRAFT & FREE AGENTS
 2008
 MISC.
 LAMBEAU FIELD

2009 11-5-0, .688, SECOND, NFC NORTH

Head Coach: Mike McCarthy		GB	Opp	Attend	Site	Starting QB	Temp	
S 13	Chicago Bears	W	21	15	70,920	LF	A.Rodgers	76
S 20	Cincinnati Bengals	L	24	31	70,678	LF	A.Rodgers	68
S 27	@ St. Louis Rams	W	36	17	60,234	EJD	A.Rodgers	dome
O 5	@ Minnesota Vikings	L	23	30	63,846	MD	A.Rodgers	dome
O 18	Detroit Lions	W	26	0	70,801	LF	A.Rodgers	46
O 25	@ Cleveland Browns	W	31	3	69,797	CBS	A.Rodgers	50
N 1	Minnesota Vikings	L	26	38	71,213	LF	A.Rodgers	48
N 8	@ Tampa Bay Buccaneers	L	28	38	62,994	RJS	A.Rodgers	82
N 15	Dallas Cowboys	W	17	7	70,894	LF	A.Rodgers	47
N 22	San Francisco 49ers	W	30	24	70,445	LF	A.Rodgers	53
N 26	@ Detroit Lions	W	34	12	57,383	FdF	A.Rodgers	dome
D 7	Baltimore Ravens	W	27	14	70,286	LF	A.Rodgers	21
D 13	@ Chicago Bears	W	21	14	62,214	SF	A.Rodgers	38
D 20	@ Pittsburgh Steelers	L	36	37	57,452	HF	A.Rodgers	30
D 27	Seattle Seahawks	W	48	10	70,429	LF	A.Rodgers	18
J 3	@ Arizona Cardinals	W	33	7	67,597	UPS	A.Rodgers	dome
		461	297	1,067,183				

Home: 6-2 (565,666) Away: 5-3 (501,517) + — overtime

NFC Wild Card Playoff

J 10	@ Arizona Cardinals	+L	45	51	61,926	UPS	A.Rodgers	dome
------	---------------------	----	----	----	--------	-----	-----------	------

	GB	Opp
Total First Downs	335	272
Rushing	102	68
Passing	201	168
Penalty	32	36
Third Downs	103/219	76/211
Efficiency	47.0	36.0
Fourth Downs	3/9	10/25
Efficiency	33.3	40.0
Possession Avg.	33:03	26:57
Total Net Yards	6065	4551
Avg. Per Game	379.1	284.4
Total Plays	1042	948
Avg. Per Play	5.8	4.8
Net Yards Rushing	1885	1333
Avg. Per Game	117.8	83.3
Total Rushes	438	371
Net Yards Passing	4180	3218
Avg. Per Game	261.3	201.1
Sacked/Yards Lost	51/312	37/232
Gross Yards	4492	3450
Att./Completions	553/357	540/294
Completion Pct.	64.6	54.4
Had Intercepted	8	30
Punts/Average	67/43.1	74/45.0
Net Punting Avg.	67/34.1	74/40.2
Penalties/Yards	118/1057	107/914
Fumbles/Ball Lost	20/8	24/10
Touchdowns	54	36
Rushing	20	5
Passing	30	29
Returns	4	2

By Quarter	Q1	Q2	Q3	Q4	OT	Pts
Packers	115	154	58	134	0	461
Opponents	52	84	65	96	0	297

Primary Starters

WR	D.Driver	LDE	J.Jolly
LT	C.Clifton	NT	R.Pickett
LG	D.Collage	RDE	C.Jenkins
C	S.Wells	LOLB	A.Kampman
RG	J.Sitton		*B.Jones
RT	M.Tauscher	BLB	A.Hawk
	A.Barbre	MLB	N.Barnett
TE	D.Lee	ROLB	*C.Matthews
	J.Finley	LCB	C.Woodson
WR	G.Jennings	RCB	A.Harris
QB	A.Rodgers		T.Williams
RB	R.Grant	SS	A.Bigby
FB	J.Kuhn	FS	N.Collins

	Rushing	No	Yds	Avg	Long	TD
Grant	282	1253	4.4	62T	11	
Rodgers	58	316	5.4	35	5	
Green	41	160	3.9	26	1	
Jackson	37	111	3.0	9	2	
Wynn	6	19	3.2	6	0	
Kuhn	8	18	2.3	5	1	
Driver	1	13	13.0	13	0	
Flynn	5	-5	-1.0	-1	0	
Packers	438	1885	4.3	62T	20	
Opponents	371	1333	3.6	42	5	

NFC North	W	L	T	Pct	Pts	OP
Minnesota	12	4	0	.750	470	312
Green Bay	11	5	0	.688	461	297
Chicago	7	9	0	.438	327	375
Detroit	2	14	0	.125	262	494

	Receiving	No	Yds	Avg	Long	TD
Driver	70	1061	15.2	71T	6	
Jennings	68	1113	16.4	83T	4	
Finley	55	676	12.3	62T	5	
D.Lee	37	260	7.0	71	1	
J.Jones	32	440	13.8	74T	5	
Grant	25	197	7.9	27	0	
Nelson	22	320	14.5	51	2	
Jackson	21	187	8.9	17	1	
Havner	7	112	16.0	45T	4	
Kuhn	7	47	6.7	14	2	
Hall	5	41	8.2	13	0	
Green	3	18	6.0	12	0	
D.Wynn	2	19	9.5	11	0	
*Johnson	2	4	2.0	4	0	
Tauscher	1	-3	-3.0	-3	0	
Packers	357	4492	12.6	83T	30	
Opponents	294	3450	11.7	68	29	

Sacks: *Matthews 10, Jenkins 4.5, Barnett 4, *B.Jones 4, Kampman 3.5, Chillar 2, Woodson 2, Collins 1, Harris 1, Hawk 1, Jolly 1, Poppinga 1, *Raji 1, Williams 1, Packers 37, Opponents 51

* — rookie

	Passing	Att	Cmp	Yds	Cmp%	Yds/Att	TD	TD%	Int	Int%	Lg	Sck/Yds	Rtnq
Rodgers	541	350	4434	64.7	8.20	30	5.5	7	1.3	83T	50/306	103.2	
Flynn	12	7	58	58.3	4.83	0	0.0	1	8.3	17	1/6	36.1	
Packers	553	357	4492	64.6	8.12	30	5.4	8	1.4	83T	51/312	101.8	
Opponents	540	294	3450	54.4	6.39	29	5.4	30	5.6	68	37/232	68.8	

Scoring	TD	Ru	Pa	Rt	PAT	FG	S	Pts
Crosby	0	0	0	0	48/49	27/36	0	129
Grant	11	11	0	0	0	0	0	66
Driver	6	0	6	0	0	0	0	36
Finley	5	0	5	0	0	0	0	30
J.Jones	5	0	5	0	0	0	0	30
Rodgers	5	5	0	0	0	0	0	30
Jennings	4	0	4	0	0	0	0	28
Havner	4	0	4	0	0	0	0	24
Jackson	3	2	1	0	0	0	0	20
Kuhn	3	1	2	0	0	0	0	18
Woodson	3	0	3	0	0	0	0	18
Nelson	2	0	2	0	0	0	0	12
Green	1	1	0	0	0	0	0	6
D.Lee	1	0	1	0	0	0	0	6
*Matthews	1	0	0	1	0	0	0	6
Packers	54	20	34	4	48/49	27/36	1	461
Opponents	36	5	29	2	34/34	13/17	3	297

2-Point Conversions: Jennings 2, Jackson, Packers 3-5, Opponents 1-2

Field Goals	1-19	20-29	30-39	40-49	50+
Crosby	1/1	13/13	7/9	4/7	2/6
Packers	1/1	13/13	7/9	4/7	2/6
Opponents	0/0	4/4	3/4	5/7	1/2

Crosby: (49N,52G,39G)(55N,45G)(48G,38G,25G)(31G)(46G,28G,31G,26G)(55N,18G)(37G,26G,51N)(52N,48G)(23G,27G,27G)(43N,20G,25G)(28G,38N,32G)(33G,26G,42N)(34N)(29G,52G)(26G)

Opponents: (47G,21G)(40G)(48B,53G)(1)(22G)(41G)(45N,38G)(38N)(46G)(54N,22G)(0)(37G,34G,43G)(28G)(0)

Interceptions	No	Yds	Avg	Long	TD
Woodson	9	179	19.9	45T	3
Collins	6	110	18.3	31	0
Williams	4	94	23.5	67	0
Bigby	4	14	3.5	14	0
Hawk	2	42	21.0	29	0
Harris	2	29	14.5	29	0
Jenkins	1	4	4.0	4	0
Bush	1	3	3.0	3	0
Jolly	1	2	2.0	2	0
Packers	30	477	15.9	67	3
Opponents	8	171	21.4	80	1

Punting	No	Yds	Avg	TB	In	Lg	B
Kapinos	66	2891	43.8	10	15	58	1
Packers	67	2891	43.1	10	15	58	1
Opponents	74	3329	45.0	6	31	64	0

Punt Returns	Ret	FC	Yds	Avg	Long	TD
Nelson	17	6	90	5.3	14	0
Williams	13	5	135	10.4	45	0
Blackmon	3	1	11	3.7	6	0
Woodson	1	0	0	0.0	0	0
Packers	34	12	236	6.9	45	0
Opponents	40	7	403	10.1	60	0

Kickoff Returns	No	Yds	Avg	Long	TD
Nelson	25	635	25.4	54	0
Blackmon	10	233	23.3	28	0
Green	9	196	21.8	37	0
Havner	2	26	13.0	16	0
Jackson	2	36	18.0	23	0
Williams	2	26	13.0	24	0
Woodson	2	30	15.0	18	0
Bishop	1	6	6.0	6	0
*Dietrich-Smith	1	5	5.0	5	0
Packers	54	1193	22.1	54	0
Opponents	80	1824	22.8	83	0

COMMUNITY
 ADMIN. & COACHES
 VETERANS
 DRAFT & FREE AGENTS
 REVIEW
 2023
 2009
 LAMBEAU FIELD
 MISC.

10-6-0, .625, SECOND, NFC NORTH 2010

Head Coach:	Mike McCarthy	GB	Opp	Attend	Site	Starting QB	Temp
S 12	@ Philadelphia Eagles	W	27	20	69,144	LFF	A.Rodgers 69
S 19	Buffalo Bills	W	34	7	70,741	LF	A.Rodgers 58
S 27	@ Chicago Bears	L	17	20	62,179	SF	A.Rodgers 56
O 3	Detroit Lions	W	28	26	70,729	LF	A.Rodgers 72
O 10	@ Washington Redskins	+L	13	16	87,760	FxF	A.Rodgers 72
O 17	Miami Dolphins	+L	20	23	70,815	LF	A.Rodgers 57
O 24	Minnesota Vikings	W	28	24	71,107	LF	A.Rodgers 58
O 31	@ New York Jets	W	9	0	78,484	NMS	A.Rodgers 57
N 7	Dallas Cowboys	W	45	7	70,913	LF	A.Rodgers 43
N 21	@ Minnesota Vikings	W	31	3	64,120	MD	A.Rodgers dome
N 28	@ Atlanta Falcons	L	17	20	68,204	GD	A.Rodgers dome
D 5	San Francisco 49ers	W	34	16	70,575	LF	A.Rodgers 26
D 12	@ Detroit Lions	L	3	7	57,659	FdF	A.Rodgers dome
D 19	@ New England Patriots	L	27	31	68,756	GIS	M.Flynn 32
D 26	New York Giants	W	45	17	70,649	LF	A.Rodgers 25
J 2	Chicago Bears	W	10	3	70,833	LF	A.Rodgers 19
			388	240	1,122,668		

Home: 7-1 (566,362) Away: 3-5 (556,306) + — overtime

NFC Wild Card Playoff
 J 9 @ Philadelphia Eagles W 21 16 69,144 LFF A.Rodgers 30

NFC Divisional Playoff
 J 15 @ Atlanta Falcons W 48 21 69,210 GD A.Rodgers dome

NFC Championship
 J 23 @ Chicago Bears W 21 14 62,377 SF A.Rodgers 20

Super Bowl XLV
 F 6 Pittsburgh Steelers (@ No. Tex.) W 31 25 91,060 CS A.Rodgers dome

	GB	Opp	Rushing	No	Yds	Avg	Long	TD
Total First Downs	312	270	Jackson	190	703	3.7	71	3
Rushing	88	82	Rodgers	64	356	5.6	27	4
Passing	204	163	Kuhn	84	281	3.3	18	4
Penalty	20	25	*Starks	29	101	3.5	16	0
Third Downs	85/205	77/213	*Nance	36	95	2.6	11	0
Efficiency	41.5	36.2	Grant	8	45	5.6	18	0
Fourth Downs	5/13	6/20	Flynn	9	26	2.9	12	0
Efficiency	38.5	30.0	Jennings	1	-1	-1.0	-1	0
Possession Avg.	31:36	28:24	Packers	421	1606	3.8	71	11
Total Net Yards	5730	4945	Opponents	395	1838	4.7	40	6
Avg. Per Game	358.1	309.1						

NFC North	W	L	T	Pct	Pts	DP
Chicago	11	5	0	.688	334	286
Green Bay	10	6	0	.625	388	240
Detroit	6	10	0	.375	362	369
Minnesota	6	10	0	.375	281	348

	GB	Opp	Receiving	No	Yds	Avg	Long	TD
Jennings	76	1265	16.6	86	12			
Driver	51	565	11.1	61	4			
Jones	50	679	13.6	66	5			
Nelson	45	582	12.9	80	2			
Jackson	43	342	8.0	37	1			
Finley	21	301	14.3	34	1			
*Quarless	21	238	11.3	23	1			
Kuhn	15	97	6.5	12	2			
D.Lee	11	73	6.6	17	3			
Swain	6	72	12.0	31	0			
Crabtree	4	61	15.3	33	0			
*Nance	3	30	10.0	14	0			
Johnson	3	26	8.7	11	0			
*Starks	2	15	7.5	12	0			
Hall	1	9	9.0	9	0			
Packers	352	4355	12.4	86	31			
Opponents	296	3440	11.6	85	16			

Primary Starters

WR	D.Driver	LDE	R.Pickett
LT	C.Clifton	NT	B.Raji
LG	D.Colledge	RDE	C.Jenkins
C	S.Wells	LOB	C.Matthews
RG	J.Sitton	BLB	A.Hawk
RT	*B.Bulaga	MLB	D.Bishop
	M.Tauscher		N.Barnett
TE	D.Lee	ROLB	*F.Zombo
	J.Finley		B.Jones
WR	G.Jennings	LCB	C.Woodson
QB	A.Rodgers	RCB	T.Williams
RB	B.Jackson	SS	C.Peprah
FB	K.Hall		*M.Burnett
	O.Johnson	FS	N.Collins

Sacks: Matthews 13.5, Jenkins 7, Raji 6.5, Zombo 4, Bishop 3, Walden 3, Woodson 2, Wynn 1.5, Chillar 1, Neal 1, Pickett 1, Poppinga 1, Williams 1, Wilson 1, Hawk 0.5, Packers 47, Opponents 38

Passing	Att	Cmp	Yds	Cmp%	Yds/Att	TD	TD%	Int	Int%	LG	Sck/Yds	Rtng
Rodgers	475	312	3922	65.7	8.26	28	5.9	11	2.3	86	31/193	101.2
Flynn	66	40	433	60.6	6.56	3	4.5	2	3.0	66	7/38	82.4
Packers	541	352	4355	65.1	8.05	31	5.7	13	2.4	86	38/231	98.9
Opponents	527	296	3440	56.2	6.53	16	3.0	24	4.6	85	47/333	67.2

Scoring	TD	Ru	Pa	Rt	PAT	FG	S	PTS
Crosby	0	0	0	0	46/46	22/28	0	112
Jennings	12	0	12	0	0	0	0	72
Kuhn	6	4	2	0	0	0	0	36
Jones	5	0	5	0	0	0	0	30
Driver	4	0	4	0	0	0	0	24
Jackson	4	3	1	0	0	0	0	24
Rodgers	4	4	0	0	0	0	0	24
D.Lee	3	0	3	0	0	0	0	18
Nelson	2	0	2	0	0	0	0	12
Bishop	1	0	0	1	0	0	0	6
Collins	1	0	0	1	0	0	0	6
Finley	1	0	0	1	0	0	0	6
Matthews	1	0	0	1	0	0	0	6
*Quarless	1	0	0	1	0	0	0	6
Woodson	1	0	0	1	0	0	0	6
Packers	46	11	31	4	46/46	22/28	0	388
Opponents	24	6	16	2	24/24	24/29	0	240

Field Goals 1-19 20-29 30-39 40-49 50+
 Crosby 1/1 7/8 4/5 8/10 2/4
Packers 1/1 7/8 4/5 8/10 2/4
Opponents 1/1 8/8 6/7 7/9 2/4

Crosby: (49G,56G)(44G,24G)(38G,37B)
 (1)(52G,36G,48N,53N)(46G,26G)(1)
 (20G,45N,41G,40G)(54B,26G)(42G)(22G)
 (29N,43G,24G)(42G)(31G,19G)(31G)(23G)
Opponents: (45G,24G)(1)(49N,25G,19G)
 (55N,39G,52G,49G,24G)(26G,51N,45G,33G)
 (53G,41G,44G)(28G)(37N)(1)(24G)(38G,47G)
 (44G,26G,23G)(48N)(38G)(38G)(30G)

Interceptions	No	Yds	Avg	Long	TD
Williams	6	87	14.5	64	0
Collins	4	34	8.5	24	0
Hawk	3	31	10.3	21	0
Woodson	2	48	24.0	48	1
Peprah	2	0	0.0	0	0
*Shields	2	0	0.0	0	0
Matthews	1	62	62.0	62	1
Bishop	1	32	32.0	32	1
Martin	1	15	15.0	15	0
Chillar	1	9	9.0	9	0
*Burnett	1	0	0.0	0	0
Packers	24	318	13.3	64	3
Opponents	13	148	11.4	42	1

Punting	No	Yds	Avg	TB	In	LG	B
Masthay	71	3114	43.9	5	25	62	0
Packers	71	3114	43.9	5	25	62	0
Opponents	78	3498	44.8	6	24	65	0

Punt Returns	Ret	FC	Yds	Avg	Long	TD
Williams	41	19	326	8.0	52	0
*Shields	0	0	-1	0.0	-1	0
Packers	41	19	325	7.9	52	0
Opponents	31	18	341	11.0	62	1

Kickoff Returns	No	Yds	Avg	Long	TD
Nelson	22	496	22.5	51	0
*Shields	21	452	21.5	49	0
P.Lee	13	265	20.4	30	0
*Starks	2	25	12.5	17	0
Kuhn	1	8	8.0	8	0
Wilhelm	1	3	3.0	3	0
Driver	1	0	0.0	0	0
Simpkins	1	0	0.0	0	0
Packers	62	1249	20.1	51	0
Opponents	76	1658	21.8	71	0

* — rookie

COMMUNITY
 ADMIN. & COACHES
 VETERANS
 DRAFT & FREE AGENTS
 2023 REVIEW
 2010
 LAMBEAU FIELD
 MISC.

2011 15-1-0, .938, FIRST, NFC NORTH

Head Coach:	Mike McCarthy	GB	Opp	Attend	Site	Starting QB	Temp	
S 8	New Orleans Saints	W	42	34	70,555	LF	A.Rodgers	68
S 18	@ Carolina Panthers	W	30	23	73,167	BAS	A.Rodgers	64
S 25	@ Chicago Bears	W	27	17	62,339	SF	A.Rodgers	61
O 2	Denver Broncos	W	49	23	70,529	LF	A.Rodgers	67
O 9	@ Atlanta Falcons	W	25	14	69,576	GD	A.Rodgers	dome
O 16	St. Louis Rams	W	24	3	70,604	LF	A.Rodgers	57
O 23	@ Minnesota Vikings	W	33	27	63,946	MD	A.Rodgers	dome
N 6	@ San Diego Chargers	W	45	38	68,908	OS	A.Rodgers	53
N 14	Minnesota Vikings	W	45	7	70,519	LF	A.Rodgers	47
N 20	Tampa Bay Buccaneers	W	35	26	70,498	LF	A.Rodgers	32
N 24	@ Detroit Lions	W	27	15	66,263	FdF	A.Rodgers	dome
D 4	@ New York Giants	W	38	35	80,634	MLS	A.Rodgers	52
D 11	Oakland Raiders	W	46	16	70,524	LF	A.Rodgers	43
D 18	@ Kansas City Chiefs	L	14	19	74,093	ArS	A.Rodgers	50
D 25	Chicago Bears	W	35	21	70,574	LF	A.Rodgers	37
J 1	Detroit Lions	W	45	41	70,294	LF	M.Flynn	31
			560	359	1,123,023			

Home: 8-0 (564,097) Away: 7-1 (558,926)

NFC Divisional Playoff

J 15	New York Giants	L	20	37	72,080	LF	A.Rodgers	31
------	-----------------	---	----	----	--------	----	-----------	----

	GB	Opp	Rushing	No	Yds	Avg	Long	TD
Total First Downs	353	358	Starks	133	578	4.3	40	1
Rushing	89	96	Grant	134	559	4.2	47	2
Passing	230	246	Rodgers	60	257	4.3	25	3
Penalty	34	16	Kuhn	30	78	2.6	12	4
Third Downs	91/189	83/195	*Saine	18	69	3.8	10	0
Efficiency	48.1	42.6	*A.Green	3	11	3.7	8	0
Fourth Downs	4/8	4/16	Masthay	1	6	6.0	6	0
Efficiency	50.0	25.0	*Cobb	2	5	2.5	4	0
Possession Avg.	30:29	29:31	Raji	1	1	1.0	1	1
Total Net Yards	6482	6585	Flynn	13	-6	-0.5	3	1
Avg. Per Game	405.1	411.6	Packers	395	1558	3.9	47	12
Total Plays	988	1049	Opponents	383	1789	4.7	54	10
Avg. Per Play	6.6	6.3						

	GB	Opp	Net Yards Rushing	1588	1789				
Avg. Per Game	97.4	111.8	Green Bay	15	1	0	.938	560	359
Total Rushes	395	383	Detroit	10	6	0	.625	474	387
Net Yards Passing	4924	4796	Chicago	8	8	0	.500	353	341
Avg. Per Game	307.8	299.8	Minnesota	3	13	0	.188	340	449
Sacked/Yards Lost	41/237	29/192							
Gross Yards	5161	4988							
Att./Completions	552/376	637/390							
Completion Pct.	68.1	61.2							
Had Intercepted	8	31							
Punts/Average	55/45.6	58/43.0							
Net Punting Avg.	55/38.6	58/37.2							
Penalties/Yards	76/591	122/948							
Fumbles/Ball Lost	15/6	19/7							
Touchdowns	70	41							
Rushing	12	10							
Passing	51	29							
Returns	7	2							

By Quarter	Q1	Q2	Q3	Q4	OT	Pts
Packers	132	154	150	124	0	560
Opponents	66	97	66	130	0	359

Primary Starters

WR	D.Driver	LDE	R.Pickett
LT	M.Newhouse	NT	B.Raji
	C.Clifton	RDE	H.Green
LG	T.Lang		J.Wynn
C	S.Wells	LOLB	C.Matthews
RG	J.Sitton	BLB	A.Hawk
RT	B.Bulaga	MLB	D.Bishop
TE	J.Finley	ROLB	E.Walden
WR	G.Jennings	LCB	C.Woodson
QB	A.Rodgers	RCB	T.Williams
RB	R.Grant	SS	C.Peprah
FB	J.Kuhn	FS	M.Burnett

Scoring	TD	Ru	Pa	Rt	PAT	FG	S	PTS
Crosby	0	0	0	0	68/69	24/28	0	140
Nelson	15	0	15	0			0	90
G.Jennings	9	0	9	0			0	54
Finley	8	0	8	0			0	48
J.Jones	7	0	7	0			0	42
Driver	6	0	6	0			0	36
Kuhn	6	4	2	0			0	36
*Cobb	3	0	1	2			0	18
Grant	3	2	1	0			0	18
Rodgers	3	3	0	0			0	18
Crabtree	1	0	1	0			0	6
Flynn	1	1	0	0			0	6
Matthews	1	0	0	1			0	6
Peprah	1	0	0	1			0	6
Raji	1	1	0	0			0	6
Starks	1	1	0	0			0	6
*R.Taylor	1	0	1	0			0	6
Walden	1	0	0	1			0	6
T.Williams	1	0	0	1			0	6
Woodson	1	0	0	1			0	6
Packers	70	12	51	7	68/69	24/28	0	560
Opponents	41	10	29	2	35/35	22/27	2	359

2-Point Conversions:	Packers	0-1	Opponents	4-6	
Field Goals	1-19	20-29	30-39	40-49	50+
Crosby	1/1	4/5	14/14	3/5	2/3
Packers	1/1	4/5	14/14	3/5	2/3
Opponents	1/1	6/6	10/11	2/5	3/4
Crosby	0	0	0	0	0
(32G,35G,56G,30G)(32G)(39G,45G,24G,58G)					
(47G)(25G)(29N)(35G,32G)(43N,31G)					
(34G,38G,49G,33G)(54N)(22G,47N)					
Opponents:	(30G,38G)(20G,33G,21G)(25G)(27G)				
(0)(47N,36G)(52G,46G)(52G)(52N)(23G,32G)(47N)					
(38G,50G)(0)(19G,32G,46G,20G)(49N,35G,30G)					
(30G,39N)					

Interceptions	No	Yds	Avg	Long	TD
Woodson	7	63	9.0	30	1
Peprah	5	147	29.4	76	1
T.Williams	4	92	23.0	43	1
Shields	4	68	17.0	60	0
Matthews	3	47	15.7	38	1
Burnett	3	0	0.0	0	0
Bush	2	39	19.5	35	0
Francois	2	1	0.5	1	0
*Smith	1	11	11.0	11	0
Packers	31	468	15.1	76	4
Opponents	8	63	7.9	30	0

Punt Returns	No	Yds	Avg	Long	TD	
Masthay	55	2506	45.6	4	23	7
Packers	55	2506	45.6	4	23	7
Opponents	58	2492	43.0	2	18	7

Kickoff Returns	No	Yds	Avg	Long	TD
*Cobb	34	941	27.7	108	1
Driver	2	5	2.5	5	0
*Saine	2	40	20.0	20	0
Crabtree	1	11	11.0	11	0
Lee	1	-1	-1.0	-1	0
Woodson	1	9	9.0	9	0
Packers	41	1005	24.5	108	1
Opponents	59	1378	23.4	57	0

Sacks: Matthews 6, Bishop 5, Raji 3, Walden 3, Wynn 3, Woodson 2, Bush 1.5, Hawk 1.5, Burnett 1, B.Jones 1, *So'oto 1, Zombo 1, Packers 29, Opponents 41

* — rookie

Passing	Att	Cmp	Yds	Cmp%	Yds/Att	TD	TD%	Int	Int%	LG	Sck/Yds	Rtnq
Rodgers	502	343	4643	68.3	9.25	45	9.0	6	1.2	93t	36/219	122.5
Flynn	49	33	518	67.3	10.57	6	12.2	2	4.1	80t	5/18	124.8
*Cobb	1	0	0	0.0	0.00	0	0.0	0	0.0	---	0/0	39.6
Packers	552	376	5161	68.1	9.35	51	9.2	8	1.4	93t	41/237	122.6
Opponents	637	390	4988	61.2	7.83	29	4.6	31	4.9	72	29/192	80.6

COMMUNITY

ADMIN. & COACHES

VETERANS

DRAFT & FREE AGENTS

REVIEW

2011

LAMBEAU FIELD

MISC.

2013 8-7-1, .531, FIRST, NFC NORTH

Head Coach:	Mike McCarthy	GB	Opp	Attend	Site	Starting QB	Temp
S 8	@ San Francisco 49ers	L 28	34	69,732	CP	A.Rodgers	69
S 15	Washington Redskins	W 38	20	78,020	LF	A.Rodgers	56
S 22	@ Cincinnati Bengals	L 30	34	64,633	PBS	A.Rodgers	63
O 6	Detroit Lions	W 22	9	78,200	LF	A.Rodgers	59
O 13	@ Baltimore Ravens	W 19	17	71,319	MTS	A.Rodgers	61
O 20	Cleveland Browns	W 31	13	77,804	LF	A.Rodgers	46
O 27	@ Minnesota Vikings	W 44	31	64,134	MD	A.Rodgers	46
N 4	Chicago Bears	L 20	27	78,122	LF	A.Rodgers	49
N 10	Philadelphia Eagles	L 13	27	78,011	LF	S.Wallace	45
N 17	@ New York Giants	L 13	27	79,114	MLS	S.Tolzien	59
N 24	Minnesota Vikings	+T 26	26	77,971	LF	S.Tolzien	19
N 28	@ Detroit Lions	L 10	40	64,334	FdF	M.Flynn	46
D 8	Atlanta Falcons	W 22	21	77,550	LF	M.Flynn	9
D 15	@ Dallas Cowboys	W 37	36	91,054	ATS	M.Flynn	23
D 22	Pittsburgh Steelers	L 31	38	77,999	LF	M.Flynn	46
D 29	@ Chicago Bears	W 33	28	62,708	SF	A.Rodgers	26
				428	1,191,205		
Home: 4-3-1 (623,577) Away: 4-4 (567,628) + — overtime							
NFC Wild Card Playoff							
J 5	San Francisco 49ers	L 20	23	77,525	LF	A.Rodgers	5

Scoring	TD	Ru	Pa	Rt	PAT	FG	S	PTS
Crosby	0	0	0	0	42/42	33/37	0	141
*Lacy	11	11	0	0	0	0	0	66
Nelson	8	0	0	0	0	0	0	48
Boykin	4	0	3	1	0	0	0	24
Cobb	4	0	4	0	0	0	0	24
Starks	4	3	1	0	0	0	0	24
Finley	3	0	3	0	0	0	0	18
J.Jones	3	0	3	0	0	0	0	18
Quarless	2	0	2	0	0	0	0	12
Bostick	1	0	1	0	0	0	0	6
Burnett	1	0	1	0	0	0	0	6
*Franklin	1	1	0	0	0	0	0	6
*Hyde	1	0	0	1	0	0	0	6
Jennings	1	0	0	1	0	0	0	6
Kuhn	1	1	0	0	0	0	0	6
Tolzien	1	1	0	0	0	0	0	6
Packers	46	17	25	4	42/42	33/37	0	417
Opponents	51	16	30	5	48/49	24/30	1	428
2-Pt Conversions: Packers 0-4, Opponents 0-2								

Field Goals	1-19	20-29	30-39	40-49	50+
Crosby	1/1	13/13	8/8	6/8	5/7
Packers	1/1	13/13	8/8	6/8	5/7
Opponents	0/0	9/9	5/7	7/8	3/6
Crosby: (1)(28G)(41G,19G,26G)					
(26G,52G,31G,42G,45G)(45G,44N,31G,50G,31G)					
(26G,52N)(30G,20G,45G)(30G,23G)					
(53N,42N,26G,35G)(24G,57G)(27G,20G)(54G)					
(40G,33G,25G)(57G)(22G)(33G,27G)					
Opponents: (48N,27G,33G)(50N)(52N)(53G)					
(23G)(46G,44G)(36G)(24G,27G)(39N,25G,41G)					
(40G,28G)(36G,47G,29G,35G)(27G,31N)(52N)					
(47G,23G,43G,50G,50G)(31G)					

Interceptions	No	Yds	AvG	Long	TD
Shields	4	3	0.8	7	0
Williams	3	10	3.3	10	0
House	1	11	11.0	11	0
Hawk	1	7	7.0	7	0
Neal	1	5	5.0	5	0
Bush	1	0	0.0	0	0
Packers	11	36	3.3	11	0
Opponents	16	279	17.4	76	3

Punting	No	Yds	AvG	In	Lg	B
Masthay	64	2854	44.6	5	22	62
Packers	64	2854	44.6	5	22	62
Opponents	70	2994	42.8	8	25	61

Punt Returns	Ret	FC	Yds	AvG	Long	TD
*Hyde	24	14	296	12.3	93t	1
Cobb	3	5	23	7.7	16	0
Ross	2	2	20	10.0	11	0
Kuhn	1	0	0	0.0	0	0
Packers	30	21	339	11.3	93t	1
Opponents	20	19	261	13.1	49	0

Kickoff Returns	No	Yds	AvG	Long	TD
*Hyde	22	531	24.1	70	0
Ross	6	75	12.5	21	0
*Franklin	4	82	20.5	26	0
Kuhn	2	40	20.0	21	0
*Banjo	1	12	12.0	12	0
Bell	1	22	22.0	22	0
Cobb	1	10	10.0	10	0
*Hill	1	19	19.0	19	0
*Stoneburner	1	0	0.0	0	0
Packers	39	791	20.3	70	0
Opponents	61	1577	25.9	109t	1

NFC North	W	L	T	Pct	Pts	QP
Green Bay	8	7	1	.531	417	428
Chicago	8	8	0	.500	445	478
Detroit	7	9	0	.438	395	376
Minnesota	5	10	1	.344	391	480

Receiving	No	Yds	AvG	Long	TD
Nelson	85	1314	15.5	76t	8
J.Jones	59	817	13.8	83t	3
Boykin	49	681	13.9	52	3
*Lacy	35	257	7.3	34	0
Quarless	32	312	9.8	22	2
Cobb	31	433	14.0	48t	4
Finley	25	300	12.0	52	3
Kuhn	13	81	6.2	20	0
Starks	10	89	8.9	23	1
*White	9	66	7.3	15	0
Bostick	7	120	17.1	26	1
R.Taylor	6	30	5.0	8	0
*Franklin	4	30	7.5	10	0
Ross	1	8	8.0	8	0
Packers	366	4538	12.4	83t	25
Opponents	332	4194	12.6	67	30

Sacks: Matthews 7.5, Daniels 6.5, Hawk 5, Neal 5, Perry 4, *D.Jones 3.5, B.Jones 3, Williams 2.5, Lattimore 2, House 1, *Hyde 1, Jennings 1, Joly 1, *Mulumba 1, Packers 44, Opponents 45

Primary Starters

WR	J.Nelson	LDE	B.Raji
LT	*D.Bakhtiari	NT	R.Pickett
LG	J.Sitton	RDE	J.Joly
C	E.Dietrich-Smith	LOLB	M.Neal
RG	T.Lang	N.Perry	
RT	D.Barclay	BLB	A.Hawk
TE	J.Finley	MLB	B.Jones
	A.Quarless	ROLB	C.Matthews
WR	J.Jones	LCB	T.Williams
	J.Boykin	RCB	S.Shields
QB	A.Rodgers	SS	M.Burnett
RB	*Lacy	FS	M.Jennings
FB	J.Kuhn		

Passing	Att	Cmp	Yds	Cmp%	Yds/Att	TD	TD%	Int	Int%	LG	Sck/Yds	Rtng
Rodgers	290	193	2536	66.6	8.74	17	5.9	6	2.1	83t	21/117	104.9
Flynn	166	102	1146	61.4	6.90	7	4.2	4	2.4	56	17/102	86.1
Tolzien	90	55	717	61.1	7.97	1	1.1	5	5.6	52	1/26	66.8
Wallace	24	16	139	66.7	5.79	0	0.0	1	4.2	17	4/25	64.4
Packers	570	366	4538	64.2	7.96	25	4.4	16	2.8	83t	45/270	91.7
Opponents	539	332	4194	61.6	7.78	30	5.6	11	2.0	67	44/238	95.9

* — rookie

COMMUNITY

ADMIN. & COACHES

VETERANS

DRAFT & FREE AGENTS

2023 REVIEW

2013

LAMBEAU FIELD

MISC.

Head Coach:	Mike McCarthy	GB	Opp	Attend	Site	Starting QB	Temp	
S 4	@ Seattle Seahawks	L	16	36	68,424	CIF	A.Rodgers	73
S 14	New York Jets	W	31	24	78,041	LF	A.Rodgers	61
S 21	@ Detroit Lions	L	7	19	62,418	FdF	A.Rodgers	dome
S 28	@ Chicago Bears	W	38	17	61,736	SF	A.Rodgers	70
O 2	Minnesota Vikings	W	42	10	78,054	LF	A.Rodgers	62
O 12	@ Miami Dolphins	W	27	24	70,875	SLS	A.Rodgers	86
O 19	Carolina Panthers	W	38	17	78,106	LF	A.Rodgers	48
O 26	@ New Orleans Saints	L	23	44	73,146	MBD	A.Rodgers	dome
N 9	Chicago Bears	W	55	14	78,292	LF	A.Rodgers	34
N 16	Philadelphia Eagles	W	53	20	78,270	LF	A.Rodgers	28
N 23	@ Minnesota Vikings	W	24	21	52,386	TBS	A.Rodgers	49
N 30	New England Patriots	W	26	21	78,431	LF	A.Rodgers	28
D 8	Atlanta Falcons	W	43	37	77,512	LF	A.Rodgers	33
D 14	@ Buffalo Bills	L	13	21	70,214	RWS	A.Rodgers	38
D 21	@ Tampa Bay Buccaneers	W	20	3	64,247	RJS	A.Rodgers	75
D 28	Detroit Lions	W	30	20	78,408	LF	A.Rodgers	27

Home: 8-0 (625,114) Away: 4-4 (523,446) + — overtime

NFC Divisional Playoff

J 11 Dallas Cowboys W 26 21 79,704 LF A.Rodgers 24

NFC Championship

J 18 @ Seattle Seahawks +L 22 28 68,538 CIF A.Rodgers 52

	GB	Opp
Total First Downs	356	339
Rushing	104	116
Passing	222	196
Penalty	30	27
Third Downs	93/197	83/206
Efficiency	47.2	40.3
Fourth Downs	4/10	15/28
Efficiency	40.0	53.6
Possession Avg.	30:32	29:28
Total Net Yards	6178	5542
Avg. Per Game	386.1	346.4
Total Plays	1001	1054
Avg. Per Play	6.2	5.3
Net Yards Rushing	1917	1919
Avg. Per Game	119.8	119.9
Total Rushes	435	449
Net Yards Passing	4261	3623
Avg. Per Game	266.3	226.4
Sacked/Yards Lost	30/186	41/261
Gross Yards	4447	3884
Att./Completions	536/349	564/333
Completion Pct.	65.1	59.0
Had Intercepted	6	18
Punts/Average	51/42.3	62/43.4
Net Punting Avg.	51/37.0	62/36.7
Penalties/Yards	92/775	104/945
Fumbles/Ball Lost	19/7	20/9
Touchdowns	58	40
Rushing	14	11
Passing	38	26
Returns	6	3

By Quarter	Q1	Q2	Q3	Q4	OT	Pts
Packers	151	159	84	92	0	486
Opponents	58	88	69	133	0	348

Primary Starters

WR	J.Nelson	LDE	J.Boyd
LT	D.Bakhtiari	NT	L.Guion
LG	J.Sitton	RDE	M.Daniels
C	*C.Linsley	LOLB	J.Peppers
RG	T.Lang	BLB	A.Hawk
RT	B.Bulaga	MLB	S.Barrington
TE	A.Quarless	ROLB	C.Matthews
	*R.Rodgers		N.Perry
WR	R.Cobb	LCB	T.Williams
	*D.Adams	RCB	S.Shields
QB	A.Rodgers	SS	M.Burnett
RB	E.Lacy	FS	*H.Clinton-Dix
FB	J.Kuhn		M.Hyde

	Rushing	No	Yds	Avg	Long	TD
Lacy	246	1139	4.6	44t	9
Starks	85	333	3.9	41	2
A.Rodgers	43	269	6.3	19	2
Kuhn	24	85	3.5	11	1
Harris	16	64	4.0	12	0
Cobb	11	37	3.4	12	0
Flynn	10	-10	-1.0	-1	0
Packers	435	1917	4.4	44t	14
Opponents	449	1919	4.3	40	11

NFC North	W	L	T	Pct	Pts	OP
Green Bay	12	4	0	.750	486	348
Detroit	11	5	0	.688	321	282
Minnesota	7	9	0	.438	325	343
Chicago	5	11	0	.313	319	442

	Receiving	No	Yds	Avg	Long	TD
Nelson	98	1519	15.5	80t	13
Cobb	91	1287	14.1	70t	12
Lacy	42	427	10.2	67	4
*Adams	38	446	11.7	45	3
Quarless	29	323	11.1	34	3
*R.Rodgers	20	225	11.3	43	2
Starks	18	140	7.8	28	0
Kuhn	4	23	5.8	9	0
Boykin	3	23	7.7	11	0
*Janis	2	16	8.0	9	0
Bostick	2	3	1.5	2	1
Harris	1	11	11.0	11	0
Dorsey	1	4	4.0	4	0
Packers	349	4447	12.7	80t	38
Opponents	333	3884	11.7	79	26

Sacks: Matthews 11, Peppers 7, Daniels 5.5, Neal 4.5, Guion 3.5, Perry 3, Burnett 1.5, D.Jones 1.5, Barrington 1, *Clinton-Dix 1, Hyde 1, Hawk 0.5, Packers 41, Opponents 30

* — rookie

Scoring	TD	Ru	Pa	Ret	PAT	FG	S	PTS
Crosby	0	0	0	0	53/55	27/33	0	134
Lacy	13	9	4	0	0	0	0	78
Nelson	13	0	13	0	0	0	0	78
Cobb	12	0	12	0	0	0	0	74
*Adams	3	0	3	0	0	0	0	18
Quarless	3	0	3	0	0	0	0	18
Hayward	2	0	0	2	0	0	0	12
Hyde	2	0	0	2	0	0	0	12
Peppers	2	0	0	2	0	0	0	12
A.Rodgers	2	2	0	0	0	0	0	12
*R.Rodgers	2	2	0	0	0	0	0	12
Starks	2	2	0	0	0	0	0	12
Bostick	1	0	1	0	0	0	0	6
Kuhn	1	1	0	0	0	0	0	6
Packers	58	14	38	6	53/55	27/33	1	486
Opponents	40	11	26	3	37/37	21/24	3	348

Field Goals 1-19 20-29 30-39 40-49 50+
 Crosby 0/0 7/7 11/12 5/7 4/7
 Packers 0/0 7/7 11/12 5/7 4/7
 Opponents 0/0 5/5 9/9 3/5 4/5

Crosby: (23G)(31G,20G,55G)(0)(53G,38B)(0)(43G,30G)(34G)(31G,49G,27G)(20G,52G)(27G,33G,50N)(48G)(32G,35G,33G,40N,28G),(38G,33G,53G)(45G,53B,34G)(48N,42G,25G)(52B)
Opponents: (35G,20G)(52G)(30G,41N)(23G)(26G)(48G)(33G)(31G,29G,37G)(33G,33G)(0)(39G,51G)(47N)(53B,50G)(27G,51G,35G,48G)(43G)(0)

	Interceptions	No	Yds	Avg	Long	TD
Hayward	3	113	37.7	82t	1
Williams	2	2	0.7	2	0
Peppers	2	101	50.5	62t	2
Shields	2	62	31.0	62	0
Hyde	2	9	4.5	9	0
Matthews	1	40	40.0	40	0
Burnett	1	32	32.0	32	0
D.Jones	1	18	18.0	18	0
Lattimore	1	10	10.0	10	0
*Clinton-Dix	1	9	9.0	9	0
House	1	0	0.0	0	0
Packers	18	396	22.0	82t	3
Opponents	6	80	13.3	28	0

	Punting	No	Yds	Avg	TB	In	Lg	B
Mathay	49	2159	44.1	4	14	63	2
Packers	51	2159	42.3	4	14	63	2
Opponents	62	2691	43.4	4	19	67	0

	Punt Returns	Ret	FC	Yds	Avg	Long	TD
Cobb	14	9	112	8.0	24	0
Hyde	14	3	221	15.8	75t	2
*Clinton-Dix	1	0	0	0.0	0	0
Packers	29	12	333	11.5	75t	2
Opponents	22	10	191	8.7	75t	1

	Kickoff Returns	No	Yds	Avg	Long	TD
Harris	22	456	20.7	41	0
Hyde	4	96	24.0	28	0
Boykin	1	3	3.0	3	0
Cobb	1	0	0.0	0	0
Nelson	1	0	0.0	0	0
Packers	29	555	19.1	41	0
Opponents	58	1421	24.5	101t	1

	Passing	Att	Cmp	Yds	Cmp%	Yds/Att	TD	TD%	Int	Int%	Lg	Sck/Yds	Rtg
A.Rodgers	520	341	4381	65.6	8.43	38	7.3	5	1.0	80t	28/174	112.2
Flynn	16	8	66	50.0	4.13	0	0.0	1	6.3	14	2/12	34.9
Packers	536	349	4447	65.1	8.30	38	7.1	6	1.1	80t	30/186	109.9
Opponents	564	333	3884	59.0	6.89	26	4.6	18	3.2	79	41/261	82.0

ADMIN. & COACHES
 VETERANS
 DRAFT & FREE AGENTS
 2023 REVIEW
 2014
 LAMBEAU FIELD
 MISC.

2015 10-6-0, .625, SECOND, NFC NORTH

Head Coach: Mike McCarthy

	GB	Opp	Attend	Site	Starting QB	Temp	
S 13 @ Chicago Bears	W	31	23	62,442	SF	A.Rodgers	68
S 20 Seattle Seahawks	W	27	17	78,433	LF	A.Rodgers	62
S 28 Kansas City Chiefs	W	38	28	78,214	LF	A.Rodgers	67
O 4 @ San Francisco 49ers	W	17	3	70,799	LS	A.Rodgers	74
O 11 St. Louis Rams	W	24	10	78,432	LF	A.Rodgers	67
O 18 San Diego Chargers	W	27	20	78,434	LF	A.Rodgers	54
N 1 @ Denver Broncos	L	10	29	77,075	SAF	A.Rodgers	61
N 8 @ Carolina Panthers	L	29	37	74,461	BAS	A.Rodgers	57
N 15 Detroit Lions	L	16	18	78,526	LF	A.Rodgers	55
N 22 @ Minnesota Vikings	W	30	13	52,529	TBS	A.Rodgers	30
N 26 Chicago Bears	L	13	17	78,488	LF	A.Rodgers	39
D 3 @ Detroit Lions	W	27	23	63,207	FdF	A.Rodgers	dome
D 13 Dallas Cowboys	W	28	7	78,369	LF	A.Rodgers	53
D 20 @ Oakland Raiders	W	30	20	55,087	OCC	A.Rodgers	54
D 27 @ Arizona Cardinals	L	8	38	64,878	UPS	A.Rodgers	dome
J 3 Minnesota Vikings	L	13	20	78,412	LF	A.Rodgers	24
		368		1,147,786			

Home: 5-3 (627,308) Away: 5-3 (520,478)

NFC Wild Card Playoff

J 10 @ Washington Redskins	W	35	18	81,367	FxF	A.Rodgers	61
----------------------------	---	----	----	--------	-----	-----------	----

NFC Divisional Playoff

J 16 @ Arizona Cardinals	+L	20	26	65,089	UPS	A.Rodgers	dome
--------------------------	----	----	----	--------	-----	-----------	------

	GB	Opp	Rushing	No	Yds	Avg	Pts	TD
Total First Downs	317	300	Lacy	187	758	4.1	29	3
Rushing	100	96	Starks	148	601	4.1	65	2
Passing	173	183	A.Rodgers	58	344	5.9	18	1
Penalty	44	21	Cobb	13	50	3.8	12	0
Third Downs	70/208	79/220	Kuhn	9	28	3.1	5	2
Efficiency	33.7	35.9	*Crockett	9	21	2.3	12	0
Fourth Downs	11/21	10/21	*Harris	4	19	4.8	16	0
Efficiency	52.4	47.6	*Montgomery	3	14	4.7	9	0
Possession Avg.	30:08	29:52	R.Rodgers	1	11	11.0	11	0
Total Net Yards	5353	5547	Matshay	1	7	7.0	7	0
Avg. Per Game	334.6	346.7	Tolzien	3	-3	-1.0	0	0
Total Plays	1056	1014	Packers	436	1850	4.2	65	8
Avg. Per Play	5.1	5.5	Opponents	420	1905	4.5	55	13

	GB	Opp	Rushing	No	Yds	Avg	Pts	TD				
Net Yards Rushing	1850	1905	Avg. Per Game	115.6	119.1	Total Rushes	436	420				
Avg. Per Game	115.6	119.1	Net Yards Passing	3503	3642	Avg. Per Game	218.9	227.6				
Avg. Per Game	218.9	227.6	Sacked/Yards Lost	47/322	43/256	Gross Yards	3825	3898				
Sacked/Yards Lost	47/322	43/256	Att./Completions	573/348	551/321	Completion Pct.	60.7	58.3				
Gross Yards	3825	3898	Had Intercepted	8	16	Punts/Average	81/43.9	82/43.4				
Att./Completions	573/348	551/321	Net Punting Avg.	81/40.3	82/40.2	Penalties/Yards	105/906	120/1107				
Completion Pct.	60.7	58.3	Fumbles/Ball Lost	24/9	19/6	Touchdowns	42	36				
Had Intercepted	8	16	Rushing	8	13	Passing	31	20				
Punts/Average	81/43.9	82/43.4	Returns	3	3	By Quarter	Q1	Q2	Q3	Q4	OT	Pts
Net Punting Avg.	81/40.3	82/40.2				Packers	106	56	86	120	0	368
Penalties/Yards	105/906	120/1107				Opponents	45	121	106	51	0	323
Fumbles/Ball Lost	24/9	19/6										
Touchdowns	42	36										

WR	R.Cobb	DT	M.Daniels
LT	D.Bakhtiari	NT	M.Raji
LG	J.Sittion	LOLB	M.Neal
C	C.Linsley	BLB	N.Palmer
RG	T.Lang	MLB	C.Matthews
RT	B.Buluga	ROLB	J.Peppers
TE	R.Rodgers	LCB	D.Randall
WR	J.Jones	RCB	S.Shields
TE	D.Adams	CB	C.Hayward
QB	A.Rodgers	SS	M.Burnett
RB	E.Lacy	FS	H.Clinton-Dix
FB	J.Kuhn		

Scoring	TD	Ru	Pa	Rt	PAT	FG	S	PTS
Crosby	0	0	0	0	36/36	24/28	0	108
J.Jones	8	0	8	0	0	0	0	52
R.Rodgers	8	0	8	0	0	0	0	50
Cobb	7	0	6	1	0	0	0	42
Lacy	5	3	2	0	0	0	0	30
Starks	5	2	3	0	0	0	0	30
Kuhn	2	2	0	0	0	0	0	12
*Montgomery	2	0	2	0	0	0	0	12
Adams	1	0	1	0	0	0	0	8
Perillo	1	0	1	0	0	0	0	6
*Randall	1	0	0	1	0	0	0	6
A.Rodgers	1	1	0	0	0	0	0	6
*Rollins	1	0	0	1	0	0	0	6
Packers	42	8	31	3	36/36	24/28	0	368
Opponents	36	13	20	3	31/34	24/28	1	323

Field Goals	1-19	20-29	30-39	40-49	50+
Crosby	1/1	7/7	4/4	8/11	4/5
Packers	1/1	7/7	4/4	8/11	4/5
Opponents	1/1	6/6	7/7	5/6	5/8
Crosby:	(37G)(54G,18G,44G,21G)(44G)(44N,31G)(35G)(23G,28G)(56G)(0)(44G,52N)(42G,47G,40G,42G,52G)(22G,50G)(41N)(0)(24G,21G,33G,49B)(0)(28G,43G)				
Opponents:	(28G,50G,44G)(54G)(0)(33G)(42G,50B,53N,63N)(36G,32G)(50G,24G)(20G,49G,43N,22G)(49G,51G)(0)(21G)(51G,34G,42G)(0)(23G,30G)(19G)(39G,32G)				

Interceptions	No	Yds	Avg	Long	TD
*Randall	3	47	15.7	43	1
Hyde	3	36	12.0	34	0
Shields	3	15	5.0	15	0
*Rollins	2	48	24.0	45	1
Clinton-Dix	2	2	1.0	2	0
Matthews	1	42	42.0	42	0
Daniels	1	6	6.0	6	0
Elliott	1	2	2.0	2	0
Packers	16	198	12.4	45	2
Opponents	8	55	6.9	29	0

Punting	No	Yds	Avg	TB	In	Lg	B
Matshay	81	3557	43.9	6	18	62	0
Packers	81	3557	43.9	6	18	62	0
Opponents	82	3560	43.4	5	30	61	0

Punt Returns	Ret	FC	Yds	Avg	Long	TD
Hyde	27	18	157	5.8	16	0
Cobb	4	4	10	2.5	10	0
Abbrederis	0	1	0	--	--	0
Packers	31	23	167	5.4	16	0
Opponents	41	14	174	4.2	23	0

Kickoff Returns	No	Yds	Avg	Long	TD
Janis	14	406	29.0	70	0
Hyde	8	187	23.4	30	0
*Montgomery	7	218	31.1	46	0
Abbrederis	2	52	26.0	30	0
Kuhn	2	9	4.5	9	0
D.Jones	1	9	9.0	9	0
*Ripkowski	1	0	0.0	0	0
Tretter	1	0	0.0	0	0
Packers	36	881	24.5	70	0
Opponents	37	988	26.7	104	0

NFC North	W	L	T	Pct	Pts	OP
Minnesota	11	5	0	.688	365	302
Green Bay	10	6	0	.625	358	323
Detroit	7	9	0	.438	368	400
Chicago	6	10	0	.375	335	397

Receiving	No	Yds	Avg	Long	TD
Cobb	79	829	10.5	53	6
R.Rodgers	58	510	8.8	61	8
J.Jones	50	890	17.8	65	8
Adams	50	483	9.7	40	3
Starks	43	392	9.1	30	3
Lacy	20	188	9.4	28	2
*Montgomery	15	136	9.1	31	2
Perillo	11	102	9.3	24	1
Abbrederis	9	111	12.3	32	0
Kuhn	6	56	9.3	19	0
Quarless	4	31	7.8	13	0
Janis	2	79	39.5	46	0
*Ripkowski	1	18	18.0	18	0
Packers	348	3825	11.0	65	31
Opponents	321	3898	12.1	68	20

Sacks: Peppers 10.5, Matthews 6.5, Daniels 4, Neal 4, Perry 3.5, Clinton-Dix 3, Elliott 3, D.Jones 3, Hyde 1, Palmer 1, Pannel 1, Rollins 1, Thomas 1, Raji 0.5, Packers 43, Opponents 47

* -- rookie

Passing	Att	Cmp	Yds	Cmp%	Yds/Att	TD	TD%	Int	Int%	LG	Sck/Yds	Rtng
A.Rodgers	572	347	3821	60.7	6.68	31	5.4	8	1.4	65	46/314	92.7
Tozlien	1	1	4	100.0	4.00	0	0.0	0	0.0	4	1/8	83.3
Packers	573	348	3825	60.7	6.68	31	5.4	8	1.4	65	47/322	92.7
Opponents	551	321	3898	58.3	7.07	20	3.6	16	2.9	68	43/256	80.1

Head Coach:	Mike McCarthy	GB	Opp	Attend	Site	Starting QB	Temp	
S 11	@ Jacksonville Jaguars	W	27	63,179	EBF	A.Rodgers	90	
S 18	@ Minnesota Vikings	L	14	66,813	USF	A.Rodgers	dome	
S 25	Detroit Lions	W	34	78,411	LF	A.Rodgers	72	
O 9	New York Giants	W	23	78,401	LF	A.Rodgers	49	
O 16	Dallas Cowboys	L	16	30	78,481	LF	A.Rodgers	69
O 20	Chicago Bears	W	26	10	78,217	LF	A.Rodgers	47
O 30	@ Atlanta Falcons	L	32	33	70,165	GD	A.Rodgers	dome
N 6	Indianapolis Colts	L	26	31	78,437	LF	A.Rodgers	68
N 13	@ Tennessee Titans	L	25	47	69,116	NS	A.Rodgers	56
N 20	@ Washington Redskins	L	24	42	77,137	FxP	A.Rodgers	38
N 28	@ Philadelphia Eagles	W	27	13	69,596	LFF	A.Rodgers	47
D 4	Houston Texans	W	21	13	77,867	LF	A.Rodgers	32
D 11	Seattle Seahawks	W	38	10	78,057	LF	A.Rodgers	26
D 18	@ Chicago Bears	W	30	27	61,137	SF	A.Rodgers	11
D 24	Minnesota Vikings	W	38	25	77,856	LF	A.Rodgers	37
J 1	@ Detroit Lions	W	31	24	66,345	FdF	A.Rodgers	dome
			432	388	1,169,018			

Home: 6-2 (625,530) Away: 4-4 (543,488)

NFC Wild Card Playoff
 J 8 New York Giants W 38 13 77,549 LF A.Rodgers 14

NFC Divisional Playoff
 J 15 @ Dallas Cowboys W 34 31 93,396 ATS A.Rodgers dome

NFC Championship
 J 22 @ Atlanta Falcons L 21 44 71,127 GD A.Rodgers dome

Scoring	TD	Ru	Pa	Pat	PAT	FG	S	PTS
Crosby	0	0	0	4/4/47	26/30	0	0	82
Nelson	14	0	14	0	0	0	0	124
Adams	12	0	12	0	0	0	0	74
A.Rodgers	4	4	0	0	0	0	0	26
Cobb	4	0	4	0	0	0	0	24
Montgomery	3	3	0	0	0	0	0	18
Ripkowski	3	2	1	0	0	0	0	18
*Allison	2	0	2	0	0	0	0	12
Janis	2	1	1	0	0	0	0	12
R.Rodgers	2	0	2	0	0	0	0	12
Starks	2	0	2	0	0	0	0	12
Cook	1	0	1	0	0	0	0	6
*T.Davis	1	0	1	0	0	0	0	6
Michael	1	1	0	0	0	0	0	6
Packers	51	11	40	44/47	26/30	0	0	432
Opponents	45	11	32	37/40	27/29	0	0	388

Field Goals 1-19 20-29 30-39 40-49 50+
 Crosby: 1/1 6/6 13/15 5/6 1/2
Packers 1/1 6/6 13/15 5/6 1/2
Opponents 0/0 9/9 6/7 7/8 5/5
Crosby: (25G,20G)(/36G,46G)(44G,33G,25G)
 (37G,43G,34G)(32G,40G,31B)(29G)(34G,48N,27G)
 (29G,38G)(36G,36N)(33G,32G)(/51N,38G)
 (34G,18G,32G)(48G,53G)

Opponents: (26G,39G,50G)(46G)(42G,43N,50G)
 (47G,41G,30G)(44G,22G,32G)(39G)(36G,40G)
 (28G)(51G,23G)(37G)(48G,50G)(/128G)(26G,22G)
 (22G,26G)(39N,54G)

Interceptions	No	Yds	Avg	Long	TD
Clinton-Dix	5	75	15.0	27	0
Randall	3	91	30.3	44	0
Hyde	3	11	3.7	11	0
Burnett	2	19	9.5	19	0
Thomas	1	9	9.0	9	0
*Martinez	1	4	4.0	4	0
Perry	1	0	0.0	0	0
Rollins	1	0	0.0	0	0
Packers	17	209	12.3	44	0
Opponents	8	85	10.6	33	0

Punting	No	Yds	Avg	TB	In	Lg	B
Schum	56	2420	43.2	4	19	65	0
Packers	56	2420	43.2	4	19	65	0
Opponents	59	2525	42.8	1	24	67	0

Punt Returns	Ret	FC	Yds	Avg	Long	TD
Hyde	11	6	64	5.8	19	0
*T.Davis	9	11	115	12.8	55	0
Cobb	4	4	54	13.5	23	0
*Evans	1	0	0	0.0	0	0
Randall	1	0	2	2.0	2	0
Packers	26	21	235	9.0	55	0
Opponents	16	18	151	9.4	20	0

Kickoff Returns	No	Yds	Avg	Long	TD
Montgomery	18	366	20.3	40	0
Janis	6	119	19.8	28	0
*T.Davis	3	64	21.3	26	0
Michael	3	64	21.3	30	0
K.Davis	1	18	18.0	18	0
R.Rodgers	1	0	0.0	0	0
Packers	32	631	19.7	40	0
Opponents	41	1080	26.3	99t	1

* - rookie

	GB	Opp	Rushing	No	Yds	Avg	Long	TD					
Total First Downs	349	329	Montgomery	77	457	5.9	61	3					
Rushing	91	80	A.Rodgers	67	369	5.5	23	4					
Passing	222	227	Lacy	71	360	5.1	31	0					
Penalty	36	22	Ripkowski	34	150	4.4	15	2					
Third Downs	98/210	82/199	Starks	63	145	2.3	11	0					
Efficiency	46.7	41.2	Michael	31	114	3.7	42t	1					
Fourth Downs	7/17	12/18	Janis	2	38	19.0	19t	1					
Efficiency	41.2	66.7	Cobb	10	33	3.3	14	0					
Possession Avg.	31:14	28:46	*Jackson	10	32	3.2	7	0					
Total Net Yards	5900	5823	K.Davis	5	5	1.0	4	0					
Avg. Per Game	368.8	363.9	*Kerridge	1	0	0.0	0	0					
Total Plays	1029	987	Hundley	3	-2	-0.7	0	0					
Avg. Per Play	5.7	5.9	Packers	374	1701	4.5	61	11					
Net Yards Rushing	1701	1515	Opponents	376	1515	4.0	75t	11					
Avg. Per Game	106.3	94.7	NFC North					W	L	T	Pct	Pts	OP
Total Rushes	374	376	Green Bay	.10	6	0	.625	432	388				
Net Yards Passing	4199	4308	Detroit	.9	7	0	.563	346	358				
Avg. Per Game	262.4	269.3	Minnesota	.8	8	0	.500	327	307				
Sacked/Yards Lost	35/246	40/295	Chicago	.3	13	0	.188	279	399				
Gross Yards	4445	4603	Receiving					No	Yds	Avg	Long	TD	
Att./Completions	620/403	571/370	Nelson	97	1257	13.0	60	14					
Completion Pct.	65.0	64.8	Adams	75	997	13.3	66t	12					
Had Intercepted	8	17	Cobb	60	610	10.2	47	4					
Punts/Average	56/43.2	59/42.8	Montgomery	44	348	7.9	24	0					
Net Punting Yards	39.1	38.5	Cook	30	377	12.6	47	1					
Penalties/Yards	100/827	109/964	R.Rodgers	30	271	9.0	22	2					
Fumbles/Ball Lost	2/19	13/8	Starks	19	134	7.1	31t	2					
Touchdowns	51	45	*Allison	12	202	16.8	39	2					
Rushing	11	11	Janis	11	93	8.5	25	1					
Passing	40	32	Ripkowski	9	46	5.1	9	1					
Returns	0	2	Perillo	4	35	8.8	13	0					
By Quarter					Q1	Q2	Q3	Q4	OT	Pts			
Packers	93	145	59	135	0	432							
Opponents	82	122	62	122	0	388							

Primary Starters

WR	J.Nelson	DT	M.Daniels
LT	D.Bakhtiari	NT	L.Guion
LG	L.Taylor	LOLB	J.Peppers
C	C.Linsley	RCB	N.Perry
RG	T.Lang	ILB	J.Ryan
RT	B.Bulaga	ILB	*B.Martinez
TE	J.Cook		J.Thomas
	R.Rodgers	ROLB	C.Matthews
WR	R.Cobb	LCB	D.Randall
	D.Adams	RCB	L.Gunter
QB	A.Rodgers	CB	M.Hyde
RB	T.Montgomery	SS	M.Burnett
FB	A.Ripkowski	FS	H.Clinton-Dix

	GB	Opp	Rushing	No	Yds	Avg	Long	TD
Passing	610	401	4428	65.7	7.26	40	6.6	7
A.Rodgers	610	401	4428	65.7	7.26	40	6.6	7
Hundley	10	2	17	20.0	1.70	0	0.0	1
Packers	620	403	4445	65.0	7.17	40	6.5	8
Opponents	571	370	4603	64.8	8.06	32	5.6	17

Sacks: Perry 11, Peppers 7.5, Matthews 5, Daniels 4, Burnett 3, *Fackrell 2, *Lowry 2, Elliott 1, Hyde 1, Jones 1, *Martinez 1, Clinton-Dix 0.5, Packers 40, Opponents 35

Passing	Att	Cmp	Yds	Cmp%	Yds/Att	TD	TD%	Int	Int%	LG	Sck/Yds	Rtg
A.Rodgers	610	401	4428	65.7	7.26	40	6.6	7	1.1	66t	35/246	104.2
Hundley	10	2	17	20.0	1.70	0	0.0	1	10.0	9	0/0	0.0
Packers	620	403	4445	65.0	7.17	40	6.5	8	1.3	66t	35/246	102.3
Opponents	571	370	4603	64.8	8.06	32	5.6	17	3.0	73t	40/295	95.9

COMMUNITY
 ADMIN. & COACHES
 VETERANS
 DRAFT & FREE AGENTS
 2023 REVIEW
 2016
 LAMBEAU FIELD
 MISC.

2017 7-9-0, .438, THIRD, NFC NORTH

Head Coach:	Mike McCarthy	GB	Opp	Attend	Site	Starting QB	Temp	
S 10	Seattle Seahawks	W	17	9	78,381	LF	A.Rodgers	71
S 17	@ Atlanta Falcons	L	23	34	70,826	MBS	A.Rodgers	78
S 24	Cincinnati Bengals	+W	27	24	78,323	LF	A.Rodgers	89
S 28	Chicago Bears	W	35	14	78,362	LF	A.Rodgers	65
O 8	@ Dallas Cowboys	W	35	31	93,329	ATS	A.Rodgers	dome
O 15	@ Minnesota Vikings	L	10	23	66,848	USS	A.Rodgers	dome
O 22	New Orleans Saints	L	17	26	78,380	LF	B.Hundley	52
N 6	Detroit Lions	L	17	30	77,575	LF	B.Hundley	35
N 12	@ Chicago Bears	W	23	16	61,285	SF	B.Hundley	39
N 19	Baltimore Ravens	L	0	23	77,945	LF	B.Hundley	28
N 26	@ Pittsburgh Steelers	L	28	31	62,147	HF	B.Hundley	38
D 3	Tampa Bay Buccaneers	+W	26	20	77,684	LF	B.Hundley	42
D 10	@ Cleveland Browns	+W	27	21	67,431	FES	B.Hundley	29
D 17	@ Carolina Panthers	L	24	31	74,447	BAS	A.Rodgers	51
D 23	Minnesota Vikings	L	0	16	78,092	LF	B.Hundley	10
D 31	@ Detroit Lions	L	11	35	62,501	FdF	B.Hundley	dome
		320		384		1,183,556		
Home: 4-4 (624,742)		Away: 3-5 (558,814)						+ — overtime

	GB	Opp				
Total First Downs	307	331				
Rushing	99	95				
Passing	176	211				
Penalty	32	25				
Third Downs	83/211	89/208				
Efficiency	39.3	42.8				
Fourth Downs	15/28	8/10				
Efficiency	53.6	80.0				
Possession Avg.	28:47	31:13				
Total Net Yards	4891	5582				
Avg. Per Game	305.7	348.9				
Total Plays	999	1014				
Avg. Per Play	4.9	5.5				
Net Yards Rushing	1724	1793				
Avg. Per Game	107.8	112.1				
Total Rushes	386	464				
Net Yards Passing	3167	3789				
Avg. Per Game	197.9	236.8				
Sacked/Yards Lost	51/365	37/252				
Gross Yards	3532	4041				
Att./Completions	562/352	513/348				
Completion Pct.	62.6	67.8				
Had Intercepted	18	11				
Punts/Average	71/44.4	67/43.0				
Net Punting Avg.	41.6	38.1				
Penalties/Yards	96/789	94/832				
Fumbles/Ball Lost	14/7	20/11				
Touchdowns	40	42				
Rushing	13	10				
Passing	25	30				
Returns	2	2				
By Quarter	Q1	Q2	Q3	Q4	OT	Pts
Packers	78	61	47	119	15	320
Opponents	71	130	73	110	0	384

	Rushing	No	Yds	Avg	Long	TD
*Williams	153	556	3.6	25	4	
*A.Jones	81	448	5.5	46	4	
Montgomery	71	273	3.8	37	3	
Hundley	36	270	7.5	24	2	
A.Rodgers	24	126	5.3	18	0	
Cobb	9	17	1.9	10	0	
Davis	2	13	6.5	9	0	
Ripkowski	5	13	2.6	4	0	
Whitehead	1	7	7.0	7	0	
*Mays	4	1	0.3	2	0	
Packers	386	1724	4.5	46	13	
Opponents	464	1793	3.9	37	10	

NFC North	W	L	T	Pct	Pts	OP
Minnesota	13	3	0	.813	382	252
Detroit	9	7	0	.563	410	376
Green Bay	7	9	0	.438	320	384
Chicago	5	11	0	.313	264	320

	Receiving	No	Yds	Avg	Long	TD
D.Adams	74	885	12.0	55	10	
Cobb	66	653	9.9	46	4	
Nelson	53	482	9.1	58	2	
*Williams	25	262	10.5	54	2	
Bennett	24	233	9.7	33	0	
Allison	23	253	11.0	72	0	
Montgomery	23	173	7.5	23	1	
Kendricks	18	203	11.3	51	1	
R.Rodgers	12	160	13.3	36	1	
*A.Jones	9	22	2.4	9	0	
Ripkowski	7	39	5.6	12	0	
Davis	5	70	14.0	29	0	
*M.Clark	4	41	10.3	19	0	
*Mays	3	0	0.0	1	0	
*Byrd	2	31	15.5	29	0	
Janis	2	12	6.0	12	0	
Hundley	1	10	10.0	10	0	
Kerridge	1	3	3.0	3	0	
Packers	352	3532	10.0	72	25	
Opponents	348	4041	11.6	71	30	

Sacks: Matthews 7.5, Perry 7, Daniels 5, K.Clark 4.5, Fackrell 3, *J.Jones 2, Lowry 2, Brooks 1.5, Gilbert 1, House 1, Martinez 1, Ryan 1, J.Thomas 0.5, Packers 37, Opponents 51

* — rookie

	Passing	Att	Cmp	Yds	Cmp%	Yds/Att	TD	TD%	Int	Int%	LG	Sck/Yds	Rtg
Hundley	316	192	1836	60.8	5.81	9	2.8	12	3.8	55	29/197	70.6	
A.Rodgers	238	154	1675	64.7	7.04	16	6.7	6	2.5	72	22/168	97.2	
Callahan	7	5	11	71.4	1.57	0	0.0	0	0.0	9	0/0	74.1	
Cobb	1	1	10	100.0	10.00	0	0.0	0	0.0	10	0/0	108.3	
Packers	562	352	3532	62.6	6.28	25	4.4	18	3.2	72	51/365	81.9	
Opponents	513	348	4041	67.8	7.88	30	5.8	11	2.1	71	37/252	102.0	

Scoring	TD	Ru	Pa	Rt	PAT	FG	S	Pts
Crosby	0	0	0	0	33/35	15/19	0	78
D.Adams	10	0	10	0				60
Nelson	6	0	6	0				36
*Williams	6	4	2	0				36
Cobb	4	0	4	0				26
*A.Jones	4	4	0	0				24
Montgomery	4	3	1	0				24
Hundley	2	2	0	0				12
Kendricks	1	0	1	0				6
Lowry	1	0	0	1				6
Randall	1	0	0	1				6
R.Rodgers	1	0	1	0				6
Packers	40	13	25	23/35	15/19	0	320	
Opponents	42	10	30	23/40	30/33	0	384	
2-Pt Conversions: Cobb, Packers 1-3, Opponents 2-2								

Field Goals	1-19	20-29	30-39	40-49	50+
Crosby	0/0	8/8	2/4	4/4	1/3
Packers	0/0	8/8	2/4	4/4	1/3
Opponents	1/1	6/6	10/10	9/11	4/5

Crosby: (40G)(28G)(28G,27G)(22G)(26G)
 (59N,46G)(38B,35G)(40G,24G,50G,35N)(57N)
 (37G,22G)(28G)(41G)
Opponents: (33G,21G,41G)(51G,53G)
 (48N,46G)(47N)(43G)(36G,34G,53G)(28G,44G)
 (55N,44G,19G,31G)(45G,44G,49G)(32G,39G,23G)
 (53G)(36G,30G)(33G)(49G,20G,27G)(28G,30G)

Interceptions	No	Yds	Avg	Long	TD
Randall	4	35	8.8	21	1
Clinton-Dix	3	5	1.7	3	0
Brice	1	11	11.0	11	0
Martinez	1	3	3.0	3	0
House	1	0	0.0	0	0
*J.Jones	1	0	0.0	0	0
Packers	11	54	4.9	21	1
Opponents	18	195	10.8	75	1

Punting	No	Yds	Avg	TB	In	Lg	B
Vogel	71	3155	44.4	2	19	62	0
Packers	71	3155	44.4	2	19	62	0
Opponents	67	2884	43.0	2	35	59	0

Punt Returns	Ret	FC	Yds	Avg	Long	TD
Davis	24	22	289	12.0	65	0
Allison	1	0	0	0.0	0	0
*Brown	1	0	0	0.0	0	0
Whitehead	1	0	0	0.0	0	0
Packers	27	22	289	10.7	65	0
Opponents	29	24	164	5.7	28	0

Kickoff Returns	No	Yds	Avg	Long	TD
Davis	31	707	22.8	34	0
Janis	3	43	14.3	17	0
Fackrell	1	11	11.0	11	0
Packers	35	761	21.7	34	0
Opponents	30	665	22.2	43	0

Primary Starters			
WR	J.Nelson	DT	M.Daniels
LT	D.Bakhtiari	NT	K.Clark
LG	L.Taylor	DE	D.Lowry
C	C.Linsley	LOLB	C.Matthews
RG	J.Evans	ILB	J.Ryan
RT	B.Bulaga	ILB	B.Martinez
TE	L.Kendricks	ROLB	N.Perry
WR	R.Cobb	LCB	D.House
WR	D.Adams	RCB	D.Randall
QB	B.Hundley		*K.King
	A.Rodgers	SS	M.Burnett
RB	J.Williams	FS	H.Clinton-Dix

COMMUNITY
 ADMIN. & COACHES
 VETERANS
 DRAFT & FREE AGENTS
 REVIEW
 2023
 2017

LAMBEAU FIELD
 MISC.

6-9-1, .406, THIRD, NFC NORTH 2018

Head Coach:	Mike McCarthy #	GB	Opp	Attend	Site	Starting QB	Temp
S 9	Chicago Bears.....	W 24	23	78,282	LF	A.Rodgers	62
S 16	Minnesota Vikings.....	+T 29	29	78,461	LF	A.Rodgers	80
S 23	@ Washington Redskins.....	L 17	31	59,827	FxF	A.Rodgers	62
S 30	Buffalo Bills.....	W 22	0	78,312	LF	A.Rodgers	49
O 7	@ Detroit Lions.....	L 23	31	63,405	FD	A.Rodgers	dome
O 15	San Francisco 49ers.....	W 33	30	77,642	LF	A.Rodgers	37
O 28	@ Los Angeles Rams.....	L 27	29	75,822	LAC	A.Rodgers	82
N 4	@ New England Patriots.....	L 17	31	65,878	GIS	A.Rodgers	40
N 11	Miami Dolphins.....	W 31	12	78,076	LF	A.Rodgers	33
N 15	@ Seattle Seahawks.....	L 24	27	69,007	CIF	A.Rodgers	54
N 25	@ Minnesota Vikings.....	L 17	24	66,872	USS	A.Rodgers	dome
D 2	Arizona Cardinals.....	L 17	20	77,234	LF	A.Rodgers	34
D 9	Atlanta Falcons.....	W 34	20	77,329	LF	A.Rodgers	25
D 16	@ Chicago Bears.....	L 17	24	62,372	SF	A.Rodgers	45
D 23	@ New York Jets.....	+W 44	38	77,982	MLS	A.Rodgers	43
D 30	Detroit Lions.....	L 0	31	77,341	LF	A.Rodgers	26
			376	400	1,163,842		

Home: 5-2-1 (622,677) Away: 1-7 (541,165) + - overtime

— Joe Philbin served as interim head coach for last four games of season

Scoring	TD	Ru	Pa	Rt	PAT	FG	S	PTS
Crosby	0	0	0	0	34/36	30/37	0	124
D.Adams	13	0	13	0	0	0	0	80
A.Jones	9	8	1	0	0	0	0	54
J.Williams	3	3	0	0	0	0	0	20
Rodgers	2	2	0	0	0	0	0	14
Allison	2	0	2	0	0	0	0	12
Cobb	2	0	2	0	0	0	0	12
Graham	2	0	2	0	0	0	0	12
*Valdes-Scantling	2	0	2	0	0	0	0	12
Breeland	1	0	0	1	0	0	0	6
*J.Jackson	1	0	0	1	0	0	0	6
Kendricks	1	0	1	0	0	0	0	6
Kumerow	1	0	1	0	0	0	0	6
Montgomery	1	1	0	0	0	0	0	6
Tonyan	1	0	1	0	0	0	0	6
Packers	41	14	25	2	34/36	30/37	1	400
Opponents	47	15	30	2	43/44	23/31	1	400

2-Pt Conversions: D.Adams, Rodgers, J.Williams, Packers 3-4, Opponents 2-3

Field Goals

Field Goals	1-19	20-29	30-39	40-49	50+
Crosby.....	0/0	4/4	10/11	11/15	5/7
Packers.....	0/0	4/4	10/11	11/15	5/7
Opponents.....	0/0	4/4	9/10	10/14	0/3

Interceptions

Interceptions	No	Yds	Avg	Long	TD
Clinton-Dix.....	3	25	8.3	24	0
Breeland.....	2	48	24.0	26	1
*Alexander.....	1	27	27.0	27	0
King.....	1	0	0.0	0	0
Packers.....	7	100	14.3	27	1
Opponents.....	4	51	12.8	27	1

Punting

Punting	No	Yds	Avg	TB	In	Lg	B
*Scott.....	71	3176	44.7	9	19	67	1
Packers.....	72	3176	44.1	9	19	67	1
Opponents.....	72	3258	45.3	2	28	64	1

Punt Returns

Punt Returns	Ret	FC	Yds	Avg	Long	TD
T.Williams.....	12	10	83	6.9	23	0
Cobb.....	7	6	46	6.6	17	0
*Alexander.....	4	1	25	6.3	24	0
Davis.....	4	1	44	11.0	15	0
*J.Jackson.....	2	1	0	0.0	0	0
King.....	1	0	0	0.0	0	0
Packers.....	30	19	198	6.6	24	0
Opponents.....	20	27	206	10.3	44	0

Kickoff Returns

Kickoff Returns	No	Yds	Avg	Long	TD
Montgomery.....	10	210	21.0	27	0
Breeland.....	8	173	21.6	38	0
*Moore.....	4	102	25.5	37	0
J.Williams.....	4	95	23.8	30	0
Patrick.....	2	23	11.5	15	0
Davis.....	2	20	20.0	20	0
*Valdes-Scantling.....	1	21	21.0	21	0
Packers.....	30	644	21.5	38	0
Opponents.....	40	1022	25.6	99	1

	GB	Opp	Rushing	No	Yds	Avg	Long	TD
Total First Downs	332	331	A.Jones.....	133	728	5.5	67	8
Rushing.....	98	100	J.Williams.....	121	464	3.8	20	3
Passing.....	208	199	Rodgers.....	43	269	6.3	23	2
Penalty.....	26	32	Montgomery.....	26	105	4.0	16	1
Third Downs	75/204	79/212	Kizer.....	5	39	7.8	12	0
Efficiency.....	36.8	37.3	*Valdes-Scantling.....	2	29	14.5	21	0
Fourth Downs	10/20	12/18	*Greene.....	1	26	26.0	26	0
Efficiency.....	50.0	66.7	*St. Brown.....	1	5	5.0	5	0
Possession Avg.	29.38	30.22	Bibbs.....	1	2	2.0	2	0
Total Net Yards	5905	5670	Packers	333	1667	5.0	67	14
Avg. Per Game.....	369.1	354.4	Opponents	446	1918	4.3	41	15
Total Plays.....	1026	1017	NFC North					
Avg. Per Play.....	5.8	5.6	W	L	T	Pct	Pts	OP
Net Yards Rushing	1667	1918	Chicago.....	12	4	0.750	421	283
Avg. Per Game.....	104.2	119.9	Minnesota.....	8	7	1.531	360	341
Total Rushes.....	333	446	Green Bay	6	9	1.406	376	400
Net Yards Passing	4238	3752	Detroit.....	6	10	0.375	324	360
Avg. Per Game.....	264.9	234.5	Receiving					
Sacked/Yards Lost.....	53/391	44/322	No	Yds	Avg	Long	TD	
Gross Yards.....	4629	4074	D.Adams.....	111	1386	12.5	57	13
Att./Completions.....	640/392	527/336	Graham.....	55	636	11.6	54	2
Completion Pct.....	61.3	63.8	*Valdes-Scantling.....	38	581	15.3	60	2
Had Intercepted.....	4	7	Cobb.....	38	383	10.1	75	2
Punts/Average	72/44.1	72/45.3	J.Williams.....	27	210	7.8	26	0
Net Punting Avg.....	38.8	41.9	A.Jones.....	26	206	7.9	24	1
Penalties/Yards	108/937	97/972	*St. Brown.....	21	328	15.6	54	0
Fumbles/Ball Lost	22/11	18/8	Allison.....	20	303	15.2	64	2
Touchdowns	41	47	Kendricks.....	19	170	8.9	22	1
Rushing.....	14	15	Montgomery.....	15	170	11.3	43	0
Passing.....	25	30	Kumerow.....	8	103	12.9	49	1
Returns.....	2	2	Tonyan.....	4	77	19.3	54	1
			Lewis.....	3	39	13.0	30	0
			Bibbs.....	3	13	4.3	5	0
			*Moore.....	2	15	7.5	10	0
			*Lazard.....	1	7	7.0	7	0
			Vitale.....	1	2	2.0	2	0
			Packers	392	4629	11.8	75	25
			Opponents	336	4074	12.1	75	30

By Quarter	Q1	Q2	Q3	Q4	OT	Pts
Packers	75	107	92	96	6	376
Opponents	104	131	61	104	0	400

Primary Starters

WR	D.Adams	DE	D.Lowry
LT	D.Bakhtiari	NT	K.Clark
LG	L.Taylor	DE	M.Daniels
C	C.Linsley	OLB	C.Matthews
RG	B.Bell	ILB	B.Martinez
RT	B.Bulaga	ILB	A.Morrison
TE	J.Graham	OLB	N.Perry
WR	R.Cobb	K	Fackrell
QB	*M.Valdes-Scantling	CB	*J.Alexander
WR	A.Rodgers	CB	*J.Jackson
RB	A.Jones	S	K.Brice
	J.Williams	S	T.Williams

Sacks: Fackrell 10.5, Clark 6, Martinez 5, Matthews 3.5, Lowry 3, Gilbert 2.5, Daniels 2, M.Adams 1.5, Perry 1.5, Brice 1, Clinton-Dix 1, *Greene 1, J.Jones 1, Morrison 1, Whitehead 1, *Alexander 0.5, Packers 44, Opponents 53

Passing	Att	Cmp	Yds	Cmp%	Yds/Att	TD%	Int	Int%	LG	Sck/Yds	Rtng	
Rodgers.....	597	372	4442	62.3	7.44	25	4.2	2	0.3	751	49/353	97.6
Kizer.....	42	20	187	47.6	4.45	0	0.0	2	4.8	29	4/38	40.6
*Scott.....	1	0	0	0.0	0.00	0	0.0	0	0.0	---	0/0	39.5
Packers	640	392	4629	61.3	7.23	25	3.9	4	0.6	751	53/391	93.7
Opponents	527	336	4074	63.8	7.73	30	5.7	7	1.3	751	44/322	100.9

* — rookie

COMMUNITY

ADMIN. & COACHES

VETERANS

DRAFT & FREE AGENTS

2023 REVIEW

2018

LAMBAU FIELD

MISC.

2019 13-3-0, .813, FIRST, NFC NORTH

Head Coach: Matt LaFleur

	GB	Opp	Attend	Site	Starting QB	Temp
S 5 @ Chicago Bears	W 10	3	62,435	SF	A.Rodgers	65
S 15 Minnesota Vikings	W 21	16	78,416	LF	A.Rodgers	72
S 22 Denver Broncos	W 27	16	78,078	LF	A.Rodgers	69
S 26 Philadelphia Eagles	L 27	34	77,509	LF	A.Rodgers	60
O 6 @ Dallas Cowboys	W 34	24	93,024	ATS	A.Rodgers	dome
O 14 Detroit Lions	W 23	22	76,947	LF	A.Rodgers	43
O 20 Oakland Raiders	W 42	24	78,160	LF	A.Rodgers	55
O 27 @ Kansas City Chiefs	W 31	24	73,558	ArS	A.Rodgers	54
N 3 @ Los Angeles Chargers	L 11	26	25,435	DSP	A.Rodgers	79
N 10 Carolina Panthers	W 24	16	78,090	LF	A.Rodgers	34
N 24 @ San Francisco 49ers	L 8	37	71,500	LS	A.Rodgers	63
D 1 @ New York Giants	W 31	13	75,950	MLS	A.Rodgers	32
D 8 Washington Redskins	W 20	15	77,296	LF	A.Rodgers	37
D 15 Chicago Bears	W 21	13	78,266	LF	A.Rodgers	11
D 23 @ Minnesota Vikings	W 23	10	67,157	USS	A.Rodgers	dome
D 29 @ Detroit Lions	W 23	20	62,840	FdF	A.Rodgers	dome
		376	313	1,154,661		

Home: 7-1 (622,762) Away: 6-2 (531,899)

NFC Divisional Playoff

J 12 Seattle Seahawks	W 28	23	78,998	LF	A.Rodgers	23
-----------------------	------	----	--------	----	-----------	----

NFC Championship

J 19 @ San Francisco 49ers	L 20	37	72,211	LS	A.Rodgers	58
----------------------------	------	----	--------	----	-----------	----

	GB	Opp	Rushing	No	Yds	Avg	Long	TD	
Total First Downs	320	310	Jones	236	1084	4.6	56t	16	
Rushing	90	99	J.Williams	107	460	4.3	45	1	
Passing	190	191	Rodgers	46	183	4.0	17	1	
Penalty	40	20	Lazard	1	21	21.0	21	0	
Third Downs	73/203	75/197	Carson	6	14	2.3	7	0	
Efficiency	36.0	38.1	*D.Williams	5	11	2.2	5	0	
Fourth Downs	7/14	8/18	Ervin	1	10	10.0	10	0	
Efficiency	50.0	44.4	Valdes-Scantling	2	9	4.5	9	0	
Possession Avg.	31:28	28:33	Allison	1	7	7.0	7	0	
Total Net Yards	5528	5642	Vitale	1	3	3.0	3	0	
Avg. Per Game	345.5	352.6	Boyle	5	-7	-1.4	0	0	
Total Plays	1020	998	Packers	411	1795	4.4	56t	18	
Avg. Per Play	5.4	5.7	Opponents	411	1921	4.7	75t	15	
Net Yards Rushing	1795	1921							
Avg. Per Game	112.2	120.1							
Total Rushes	411	411							
Net Yards Passing	3733	3721							
Avg. Per Game	233.3	232.6							
Sacked/Yards Lost	36/284	41/295							
Gross Yards	4017	4016							
Att./Completions	573/356	546/326							
Completion Pct.	62.1	59.7							
Had Intercepted	4	17							
Punts/Average	77/44.0	67/44.3							
Net Punting Avg.	39.9	41.9							
Penalties/Yards	100/774	97/968							
Fumbles/Ball Lost	15/9	19/8							
Touchdowns	44	34							
Rushing	18	15							
Passing	26	19							
Returns	0	0							

	GB	Opp	Rushing	No	Yds	Avg	Long	TD
By Quarter	Q1	Q2	Q3	Q4	OT	Pts		
Packers	108	83	101	84	0	376		
Opponents	56	116	64	77	0	313		

Primary Starters

WR	D.Adams	DE	D.Lowry
LT	D.Bakhtiari	NT	K.Clark
LG	*E.Jenkins	DE	T.Lancaster
C	C.Linsley	OLB	P.Smith
RG	B.Turner	ILB	B.Martinez
RT	B.Bulaga	ILB	B.Goodson
TE	J.Graham	OLB	Z.Smith
TE	M.Lewis	CB	J.Alexander
WR	M.Valdes-Scantling	CB	K.King
QB	A.Rodgers	S	A.Amos
RB	A.Jones	S	*D.Savage

Scoring	TD	Ru	Pa	Rt	PAT	FG	S	PTS
Jones	19	16	3	0	0	0	114	
Crosby	0	0	0	0	40/41	22/24	0	106
J.Williams	6	1	5	0	0	0	36	
D.Adams	5	0	5	0	0	0	32	
Graham	3	0	3	0	0	0	18	
Lazard	3	0	3	0	0	0	18	
Allison	2	0	2	0	0	0	14	
Valdes-Scantling	2	0	2	0	0	0	12	
Rodgers	1	0	0	0	0	0	8	
Kumerow	1	0	1	0	0	0	6	
Lewis	1	0	1	0	0	0	6	
Tonyan	1	0	1	0	0	0	6	
Packers	44	18	26	40/41	22/24	0	376	
Opponents	34	15	19	0	28/31	27/32	0	313

Field Goals	1-19	20-29	30-39	40-49	50+
Crosby	1/1	2/2	11/11	7/8	1/2
Packers	1/1	2/2	11/11	7/8	1/2
Opponents	0/0	9/9	6/7	7/9	5/7

Crosby: (39G)(42G,41G,45N)(30G,31G)
(20G,38G)(37G,48G,23G)(35G)(54G)(47G)(0)(47G)
(32G,33G)(42G,33G,19G)(32G,51N,40G,33G)

Opponents: (38G)(47N,31G)(30G)(54N,36G,32N)(26G,22G,41G,51G,54G)(45G)
(50N,28G)(29G,40G,34G,43G,44N)(50G)
(29G,27G,48G)(27G,45G)(52G)(30G,27G)(23G)
(42G,56G)

Interceptions	No	Yds	Avg	Long	TD
King	5	54	10.8	39	0
Alexander	2	37	18.5	37	0
*Savage	2	37	18.5	28	0
Amos	2	12	6.0	9	0
Tr.Williams	2	-4	-2.0	0	0
Martinez	1	22	22.0	22	0
Lowry	1	7	7.0	7	0
Sullivan	1	7	7.0	7	0
P.Smith	1	5	5.0	5	0
Packers	17	177	10.4	39	0
Opponents	4	87	21.8	55	0

Punting	No	Yds	Avg	TB	In	Lq	B
Scott	77	3386	44.0	4	29	66	0
Packers	77	3386	44.0	4	29	66	0
Opponents	67	2968	44.3	3	26	59	0

Punt Returns	Ret	FC	Yds	Avg	Long	TD
Ervin	11	10	106	9.6	18	0
T.Smith	4	3	0	0.0	3	0
Davis	3	7	1	0.3	1	0
*Shepherd	2	11	-9	-4.5	0	0
Packers	20	31	98	4.9	18	0
Opponents	26	25	233	9.0	32	0

Kickoff Returns	No	Yds	Avg	Long	TD
T.Smith	13	303	23.3	36	0
*Shepherd	9	147	16.3	21	0
Ervin	6	160	26.7	45	0
Sullivan	3	48	16.0	19	0
J.Williams	1	9	9.0	9	0
Packers	32	667	20.8	45	0
Opponents	29	702	24.2	67	0

NFC North	W	L	T	Pct	Pts	OP
Green Bay	13	3	0	.813	376	313
Minnesota	10	6	0	.625	391	303
Chicago	8	8	0	.500	264	298
Detroit	3	12	1	.219	320	423

Receiving	No	Yds	Avg	Long	TD
D.Adams	83	997	12.0	58	5
Jones	49	474	9.7	67t	3
J.Williams	39	253	6.5	17	5
Graham	38	447	11.8	48	3
Lazard	35	477	13.6	43	3
Allison	34	287	8.4	31	2
Valdes-Scantling	26	452	17.4	74t	2
Lewis	15	156	10.4	25	1
Kumerow	12	219	18.3	49	1
Tonyan	10	100	10.0	28	1
Vitale	7	97	13.9	27	0
Carson	4	18	4.5	8	0
Ervin	2	11	5.5	6	0
Davis	1	28	28.0	28	0
*Shepherd	1	1	1.0	1	0
Packers	356	4017	11.3	74t	26
Opponents	326	4016	12.3	66	19

Sacks: Z.Smith 13.5, P.Smith 12, Clark 6, Martinez 3, *Gary 2, Lancaster 1.5, Amos 1, Fackrell 1, King 1, Packers 41, Opponents 36

* - rookie

Passing	Att	Cmp	Yds	Cmp%	Yds/Att	TD	TD%	Int	Int%	LG	Sck/Yds	Rtng
Rodgers	569	353	4002	62.0	7.03	26	4.6	4	0.7	74t	36/284	95.4
Boyle	4	3	15	75.0	3.75	0	0.0	0	0.0	7	0/0	80.2
Packers	573	356	4017	62.1	7.01	26	4.5	4	0.7	74t	36/284	95.3
Opponents	546	326	4016	59.7	7.36	19	3.5	17	3.1	66	41/295	81.1

COMMUNITY
ADMIN. & COACHES
VETERANS
DRAFT & FREE AGENTS
REVIEW
2023
2019
LAMBEAU FIELD
MISC.

13-3-0, .813, FIRST, NFC NORTH 2020

Head Coach:	Matt LaFleur	GB	Opp	Attend	Site	Starting QB	Temp
S 13	@ Minnesota Vikings	W	43	34	0	USS	A.Rodgers dome
S 20	Detroit Lions	W	42	21	0	LF	A.Rodgers 66
S 27	@ New Orleans Saints	W	37	30	748	MBD	A.Rodgers dome
O 5	Atlanta Falcons	W	30	16	0	LF	A.Rodgers 53
O 18	@ Tampa Bay Buccaneers	L	10	38	15,540	RJS	A.Rodgers 88
O 25	@ Houston Texans	W	35	20	12,618	NRG	A.Rodgers dome
N 1	Minnesota Vikings	L	22	28	0	LF	A.Rodgers 34
N 5	@ San Francisco 49ers	W	34	17	0	LS	A.Rodgers 78
N 15	Jacksonville Jaguars	W	24	20	0	LF	A.Rodgers 38
N 22	@ Indianapolis Colts	+L	31	34	12,495	LOS	A.Rodgers dome
N 29	Chicago Bears	W	41	25	0	LF	A.Rodgers 37
D 6	Philadelphia Eagles	W	30	16	0	LF	A.Rodgers 34
D 13	@ Detroit Lions	W	31	24	0	FdF	A.Rodgers dome
D 19	Carolina Panthers	W	24	16	0	LF	A.Rodgers 33
D 27	Tennessee Titans	W	40	14	0	LF	A.Rodgers 28
J 3	@ Chicago Bears	W	35	16	0	SF	A.Rodgers 32
			509	369	41,401		

Home: 7-1 (0) Away: 6-2 (41,401) + - overtime

NFC Divisional Playoff

J 16 Los Angeles Rams W 32 18 7,439 LF A.Rodgers 35

NFC Championship

J 24 Tampa Bay Buccaneers L 26 31 7,772 LF A.Rodgers 29

Scoring	TD	Ru	Pa	Pat	PAT	FG	S	PTS
D.Adams	18	0	18	0	0	0	0	108
Crosby	0	0	0	59/63	16/16	0	0	0
Jones	11	9	2	0	0	0	0	66
Tonyan	11	0	11	0	0	0	0	66
Valdes-Scantling	6	0	6	0	0	0	0	36
J.Williams	3	2	1	0	0	0	0	22
Lazard	3	0	3	0	0	0	0	18
Lewis	3	0	3	0	0	0	0	18
Rodgers	3	3	0	0	0	0	0	18
*Dillon	2	2	0	0	0	0	0	12
*Dafney	1	0	1	0	0	0	0	6
P.Smith	1	0	0	1	0	0	0	6
St. Brown	1	0	1	0	0	0	0	6
Sternberger	1	0	1	0	0	0	0	6
Sullivan	1	0	0	1	0	0	0	6
M.Taylor	1	0	1	0	0	0	0	6
Alexander	0	0	0	0	0	0	0	0
Packers	66	16	48	2	59/63	16/16	1	509
Opponents	42	16	23	3	35/37	24/27	0	369

2-Pt Conversions: J.Williams 2, Packers 2-3, Opponents 5-5

Field Goals

1-19	20-29	30-39	40-49	50+
Crosby	1/1	1/1	5/5	5/5
Packers	1/1	1/1	5/5	5/5
Opponents	0/0	7/7	12/12	2/3

Crosby: (31G,43G)(43G,35G)(52G,33G,49G)(48G)(39G)(0)(19G,53G)(39G)(26G)(0)(40G)(57G)(51G)(0)

Opponents: (35G)(57N)(45G,35G,34G)(23G)(50G)(41N,38G,29G)(0)(22G)(52G,31G)(50N,37G,32G,43G,39G)(27G)(52G)(32G)(36G,22G,33G)(0)(30G,27G,20G)

Interceptions

No	Yds	Avg	Long	TD
Savage	4	13	3.3	9
Amos	2	47	23.5	24
Kirksey	2	18	9.0	10
Greene	1	17	17.0	17
Sullivan	1	7	7.0	7
Alexander	1	-4	-4.0	-4
Packers	11	98	8.9	24
Opponents	5	73	14.6	37

Punting

No	Yds	Avg	TB	In	Lg	B
J.Scott	46	2092	45.5	3	15	62
Packers	47	2092	44.5	3	15	62
Opponents	56	2506	44.8	5	21	67

Punt Returns

Ret	FC	Yds	Avg	Long	TD
Ervin	5	7	20	4.0	11
Austin	3	3	14	4.7	7
Jackson	2	0	13	6.5	7
Shepherd	1	8	6	6.0	6
Sullivan	0	0	0	0.0	0
Packers	11	19	53	4.8	11
Opponents	17	10	291	17.1	91t

Kickoff Returns

No	Yds	Avg	Long	TD
Shepherd	11	227	20.6	30
Ervin	10	196	19.6	34
M.Taylor	9	167	18.6	24
Lovett	1	5	5.0	5
Sternberger	1	8	8.0	8
J.Williams	1	20	20.0	0
Packers	33	623	18.9	34
Opponents	45	1088	24.2	71

* - rookie

	GB	Opp	Rushing	No	Yds	Avg	Long	TD					
Total First Downs	358	332	Jones	201	1104	5.5	77t	9					
Rushing	114	119	J.Williams	119	505	4.2	25	2					
Passing	216	184	*Dillon	46	242	5.3	30t	2					
Penalty	28	29	Rodgers	38	149	3.9	14	3					
Third Downs	89/180	73/185	Ervin	13	67	5.2	21	0					
Efficiency	49.4	39.5	Lazard	2	17	8.5	19	0					
Fourth Downs	13/21	14/24	Valdes-Scantling	4	13	3.3	9	0					
Efficiency	61.9	58.3	M.Taylor	1	9	9.0	9	0					
Possession Avg.	32:29	27:31	D.Williams	2	8	4.0	5	0					
Total Net Yards	6224	5344	St. Brown	1	7	7.0	7	0					
Avg. Per Game	389.0	334.0	Lovett	3	6	2.0	4	0					
Total Plays	990	974	Boyle	13	-9	-0.7	0	0					
Avg. Per Play	6.3	5.5	Packers	443	2118	4.8	77t	16					
Net Yards Rushing	2118	1805	Opponents	397	1805	4.5	57	16					
Avg. Per Game	132.4	112.8	NFC North					W	L	T	Pct	Pts	OP
Total Rushes	443	397	Green Bay	13	3	0	.813	509	369				
Net Yards Passing	4106	3539	Chicago	8	8	0	500	372	370				
Avg. Per Game	256.6	221.2	Minnesota	7	9	0	438	430	475				
Sacked/Yards Lost	21/193	41/254	Detroit	5	11	0	313	333	519				
Gross Yards	4299	3793	Receiving					No	Yds	Avg	Long	TD	
Att./Completion	526/372	536/346	D.Adams	115	1374	11.9	56t	18					
Completion Pct.	70.7	64.6	Tonyan	52	586	11.3	45	11					
Had Intercepted	5	11	Jones	47	355	7.6	30	2					
Punts/Average	47/44.5	56/44.8	Valdes-Scantling	33	690	20.9	78t	6					
Net Punting Avg.	37.0	42.0	Lazard	33	451	13.7	72	3					
Penalties/Yards	84/684	79/734	J.Williams	31	236	7.6	29	1					
Fumbles/Ball Lost	11/6	15/7	Sternberger	12	114	9.5	27	1					
Touchdowns	66	42	Ervin	11	84	7.6	24	0					
Rushing	16	16	Lewis	10	107	10.7	36	3					
Passing	48	23	St. Brown	7	117	16.7	24	1					
Returns	2	3	M.Taylor	5	66	13.2	26	1					
By Quarter	Q1	Q2	Q3	Q4	OT	Pts							
Packers	80	219	103	107	0	509							
Opponents	71	92	82	121	3	369							

Primary Starters

WR	D.Adams	DE	D.Lowry
LT	D.Bakhtiari	NT	K.Clark
LG	E.Jenkins	DE	K.Keke
C	C.Linsley	OLB	P.Smith
RG	L.Patrick	ILB	C.Kirksey
RT	B.Turner	ILB	*K.Barnes
TE	M.Lewis	OLB	Z.Smith
	R.Tonyan	CB	J.Alexander
WR	M.Valdes-Scantling	CB	K.King
WR	A.Lazard	S	A.Amos
QB	A.Rodgers	S	D.Savage
RB	A.Jones	S	

Sacks: Z.Smith 12.5, Gary 5, Keke 4, P.Smith 4, Lowry 3, Amos 2, Clark 2, Kirksey 2, Greene 1.5, Alexander 1, Barnes 1, Martin 1, Savage 1, V.Scott 1, Packers 41, Opponents 21

Passing	Att	Cmp	Yds	Cmp%	Yds/Att	TD	TD%	Int	Int%	LG	Sck/Yds	Rtg
Rodgers	526	372	4299	70.7	8.2	48	9.1	5	1.0	78t	20/182	121.5
Boyle	0	0	---	---	0	---	0	---	---	---	1/11	---
Packers	526	372	4299	70.7	8.2	48	9.1	5	1.0	78t	21/193	121.5
Opponents	536	346	3793	64.6	7.1	23	4.3	11	2.1	53	41/254	91.1

COMMUNITY

ADMIN. & COACHES

VETERANS

DRAFT & FREE AGENTS

2023 REVIEW

2020

LAMBEAU FIELD

MISC.

2021 13-4-0, .765, FIRST, NFC NORTH

Head Coach: Matt LaFleur

	GB	Opp	Attend	Site	Starting QB	Temp	
S 12 @ New Orleans Saints	L	3	38	35,242	TBF	Aa.Rodgers	73
S 20 Detroit Lions	W	35	17	77,240	LF	Aa.Rodgers	83
S 26 @ San Francisco 49ers	W	30	28	69,853	LS	Aa.Rodgers	69
O 3 Pittsburgh Steelers	W	27	17	78,281	LF	Aa.Rodgers	67
O 10 @ Cincinnati Bengals	+W	25	22	64,195	PBS	Aa.Rodgers	80
O 17 @ Chicago Bears	W	24	14	62,332	SF	Aa.Rodgers	62
O 24 Washington Football Team	W	24	10	78,219	LF	Aa.Rodgers	50
O 28 @ Arizona Cardinals	W	24	21	63,966	SFS	Aa.Rodgers	86
N 7 @ Kansas City Chiefs	L	7	13	73,476	ArS	J.Love	72
N 14 Seattle Seahawks	W	17	0	78,235	LF	Aa.Rodgers	35
N 21 @ Minnesota Vikings	L	31	34	66,959	USS	Aa.Rodgers	dome
N 28 Los Angeles Rams	W	36	28	77,948	LF	Aa.Rodgers	37
D 12 Chicago Bears	W	45	30	78,273	LF	Aa.Rodgers	37
D 19 @ Baltimore Ravens	W	31	30	70,815	MTS	Aa.Rodgers	43
D 25 Cleveland Browns	W	24	22	77,901	LF	Aa.Rodgers	35
J 2 Minnesota Vikings	W	37	10	77,832	LF	Aa.Rodgers	11
J 9 @ Detroit Lions	L	30	37	56,735	FdF	Aa.Rodgers	dome
		450	371	1,187,232			+ - overtime

Home: 8-0 (623,929) **Away:** 5-4 (563,303)

NFC Divisional Playoff

J 22 San Francisco 49ers	L	10	13	79,132	LF	Aa.Rodgers	14
--------------------------	---	----	----	--------	----	------------	----

	GB	Opp	Rushing	No	Yds	Avg	Long	TD
Total First Downs	375	337	Dillon	187	803	4.3	36	5
Rushing	109	120	Jones	171	799	4.7	57	4
Passing	235	194	Aa.Rodgers	33	101	3.1	18	3
Penalty	31	23	P.Taylor	23	89	3.9	12	1
Third Downs	88/202	87/203	Lazard	3	32	10.7	14	0
Efficiency	43.6	42.9	Love	12	27	2.3	10	0
Fourth Downs	13/22	15/33	Hill	10	24	2.4	8	0
Efficiency	59.1	45.1	St. Brown	3	14	4.7	13	0
Fourth Downs	13/22	15/33	Am.Rodgers	1	11	11.0	11	0
Efficiency	59.1	45.1	Cobb	1	1	1.0	1	0
Possession Avg.	32:43	27:17	Benkert	2	-1	-0.5	0	0
Total Net Yards	6215	5579	Packers	446	1900	4.3	57	13
Avg. Per Game	365.6	328.2	Opponents	395	1855	4.7	38	13
Total Plays	1072	1037						
Avg. Per Play	5.8	5.4						
Net Yards Rushing	1900	1855						
Avg. Per Game	111.8	109.1						
Total Rushes	446	395						
Net Yards Passing	4315	3724						
Avg. Per Game	253.8	219.1						
Sacked/Yards Lost	33/211	39/297						
Gross Yards	4526	4021						
Att./Completions	593/402	603/379						
Completion Pct.	67.8	62.9						
Had Intercepted	7	18						
Punts/Average	53/46.5	57/46.5						
Net Punting Avg.	40.0	41.9						
Penalties/Yards	69/678	88/718						
Fumbles/Ball Lost	18/6	19/8						
Touchdowns	54	45						
Rushing	13	13						
Passing	39	31						
Returns	2	1						

	NFC North	W	L	T	Pct	Pts	OP
Green Bay	13	4	0	0	.765	450	371
Minnesota	8	9	0	0	.471	425	426
Chicago	6	11	0	0	.353	311	407
Detroit	3	13	1	0	.206	325	467

	Receiving	No	Yds	Avg	Long	TD
Adams	123	1553	12.6	59	11	
Jones	52	391	7.5	26	6	
Lazard	40	513	12.8	42	8	
Dillon	34	313	9.2	50	2	
Cobb	28	375	13.4	54	5	
Valdes-Scantling	26	430	16.5	75t	3	
Deguarra	25	245	9.8	62	2	
Lewis	23	214	9.3	23	0	
Tonyan	18	204	11.3	33	2	
St. Brown	9	98	10.9	26	0	
Winfree	8	58	7.3	12	0	
*Am.Rodgers	4	45	11.3	19	0	
T.Davis	4	35	8.8	22	0	
Dafney	2	34	17.0	26	0	
M.Taylor	2	14	7.0	7	0	
P.Taylor	2	3	1.5	3	0	
Hill	1	5	5.0	5	0	
Aa.Rodgers	1	-4	-4.0	-4	0	
Packers	402	4526	11.3	75t	39	
Opponents	379	4021	10.6	79t	31	

	By Quarter	Q1	Q2	Q3	Q4	OT	Pts
Packers	51	172	111	113	3	450	
Opponents	84	121	48	118	0	371	

Primary Starters

WR	D.Adams	DE	D.Lowry
LT	E.Jenkins	NT	K.Clark
LG	J.Runyan	OLB	P.Smith
C	L.Patrick	ILB	K.Barnes
RG	*R.Newman	ILB	D.Campbell
RT	B.Turner	OLB	R.Gary
TE	M.Lewis	CB	*E.Stokes
WR	A.Lazard	CB	R.Douglas
WR	M.Valdes-Scantling	CB	C.Sullivan
QB	Aa.Rodgers	S	A.Amos
RB	A.Jones	S	D.Savage

Scoring

	TD	Ru	Pa	Rt	PAT	FG	S	PTS
Crosby	0	0	0	0	49/51	25/34	0	124
Adams	11	0	11	0	0	0	0	66
Jones	10	4	6	0	0	0	0	60
Lazard	8	0	8	0	0	0	0	48
Dillon	7	5	2	0	0	0	0	42
Cobb	5	0	5	0	0	0	0	30
Aa.Rodgers	3	3	0	0	0	0	0	18
Valdes-Scantling	3	0	3	0	0	0	0	18
Deguarra	2	0	2	0	0	0	0	12
Douglas	2	0	2	0	0	0	0	12
Tonyan	2	0	2	0	0	0	0	12
P.Taylor	1	1	0	0	0	0	0	6
Love	0	0	0	0	0	0	0	2
Packers	54	13	39	2	49/51	25/34	0	450
Opponents	45	13	31	1	38/40	19/22	0	371

2-Pt Conversions: Love, Packers 1-3, Opponents 3-5

Field Goals

	1-19	20-29	30-39	40-49	50+
Crosby	0/0	9/9	9/13	4/8	3/4
Packers	0/0	9/9	9/13	4/8	3/4
Opponents	0/0	4/4	6/6	5/7	4/5

Crosby: (39G)(54G,38G,51G)(26G,29G)
 (44G,44G,22G,36N,51N,40N,49G)(39G)
 (34B,39G)(21G)(40N,37B)(42N,27G)(54G,32N)
 (45G,28G,29G,42N)(20G)(29G)(32G)(35G,36G,37G)
 (36G)

Opponents: (44G)(43G)(52G)(57N,49N)(1)
 (42B,45G)(24G,55G)(51G,29G)(36G,39G)
 (23G,44G,43G)(38G)(37G)(51G)(34G,36G,27G)

	Interceptions	No	Yds	Avg	Long	TD
Douglas	5	105	21.0	55t	2	
Sullivan	3	14	4.7	13	0	
Campbell	2	15	7.5	13	0	
Amos	2	0	0.0	0	0	
Savage	2	0	0.0	0	0	
Alexander	1	30	30.0	30	0	
Black	1	0	0.0	0	0	
King	1	0	0.0	0	0	
*Stokes	1	0	0.0	0	0	
Packers	18	164	9.1	55t	2	
Opponents	7	154	22.0	53	0	

	Punting	No	Yds	Avg	TB	In	Lg	B
Bojorquez	53	2467	46.5	4	18	82	0	
Packers	53	2467	46.5	4	18	82	0	
Opponents	57	2648	46.5	3	25	67	0	

	Punt Returns	Ret	FC	Yds	Avg	Long	TD
*Am.Rodgers	20	8	166	8.3	23	0	
Moore	3	1	33	11.0	21	0	
Cobb	1	0	0	0.0	0	0	
M.Taylor	1	0	0	0.0	0	0	
Sullivan	0	1	0	0.0	0	0	
Packers	25	10	199	8.0	23	0	
Opponents	21	12	268	12.8	97t	1	

	Kickoff Returns	No	Yds	Avg	Long	TD
*Am.Rodgers	11	199	18.1	27	0	
*Hill	10	199	19.9	41	0	
M.Taylor	5	97	19.4	32	0	
Jones	2	19	9.5	10	0	
Garvin	1	0	0.0	0	0	
St. Brown	1	17	17.0	17	0	
Packers	30	531	17.7	41	0	
Opponents	50	1283	25.7	68	0	

Sacks: Gary 9.5, P.Smith 9, Lowry 5, Clark 4, Keke 2.5, Campbell 2, Garvin 1.5, Barnes 1, Galeai 1, Mercilus 1, *Slaton 1, Burks 0.5, Packers 39, Opponents 33

* - rookie

	Passing	Att	Cmp	Yds	Cmp%	Yds/Att	TD	TD%	Int	Int%	LG	Sck/Yds	Rtg
Aa.Rodgers	531	366	4115	68.9	7.7	37	7.0	4	0.8	75t	30/188	111.9	
Love	62	36	411	58.1	6.6	2	3.2	3	4.8	62t	3/23	68.7	
Packers	593	402	4526	67.8	7.6	39	6.6	7	1.2	75t	33/211	107.4	
Opponents	603	379	4021	62.9	6.7	31	5.1	18	3.0	79t	39/297	86.9	

Head Coach:	Matt LaFleur	GB	Opp	Attend	Site	Starting QB	Temp
S 11	@ Minnesota Vikings	L	23	7	66,959	USS	Aa.Rodgers dome
S 18	Chicago Bears	W	27	10	78,350	LF	Aa.Rodgers 73
S 25	@ Tampa Bay Buccaneers	W	14	12	69,197	RJS	Aa.Rodgers 88
O 2	New England Patriots	+W	27	24	78,317	LF	Aa.Rodgers 66
O 9	New York Giants	L	22	27	61,024	THS	Aa.Rodgers 64
O 16	New York Jets	L	10	27	78,343	LF	Aa.Rodgers 49
O 23	@ Washington Commanders	L	21	23	60,427	FxF	Aa.Rodgers 62
O 30	@ Buffalo Bills	L	17	27	70,863	HmS	Aa.Rodgers 50
N 6	@ Detroit Lions	L	9	15	63,379	FdF	Aa.Rodgers dome
N 13	Dallas Cowboys	+W	31	28	78,433	LF	Aa.Rodgers 33
N 17	Tennessee Titans	L	17	27	77,506	LF	Aa.Rodgers 26
N 27	@ Philadelphia Eagles	L	33	40	69,879	FFF	Aa.Rodgers 61
D 4	@ Chicago Bears	W	28	19	61,233	SF	Aa.Rodgers 34
D 19	Los Angeles Rams	W	24	12	77,269	LF	Aa.Rodgers 15
D 25	@ Miami Dolphins	W	26	20	66,328	HRS	Aa.Rodgers 46
J 1	Minnesota Vikings	W	41	17	78,190	LF	Aa.Rodgers 40
J 8	Detroit Lions	L	16	20	78,191	LF	Aa.Rodgers 21
		386	355	1,213,888			

Home: 5-4 (685,623) Away: 3-5 (528,265) + - overtime

Scoring	TD	Ru	Pa	Pat	PAT	FG	S	PTS
Crosby	0	0	0	0	37/39	25/29	0	112
*Watson	9	2	7	0	0	0	0	54
A.Jones	7	2	5	0	0	0	0	44
Dillon	7	7	0	0	0	0	0	42
Lazard	6	0	6	0	0	0	0	36
*Doubs	3	0	3	0	0	0	0	18
Lewis	2	0	2	0	0	0	0	14
Tonyan	2	0	2	0	0	0	0	12
Campbell	1	0	0	1	0	0	0	6
Cobb	1	0	0	1	0	0	0	6
Nixon	1	1	0	0	0	0	0	6
Aa.Rodgers	1	0	1	0	0	0	0	6
Savage	1	0	0	1	0	0	0	6
*Toure	1	0	1	0	0	0	0	6
Deguara	0	0	0	0	0	0	1	2
Packers	42	12	27	3	37/39	25/29	1	370
Opponents	42	18	22	2	36/40	27/34	0	371

2-PT Conversions: Lewis, A.Jones, Packers 2-3, Opponents 1-2

Field Goals 1-19 20-29 30-39 40-49 50+

Crosby	0/0	10/10	8/8	6/7	1/4
Packers	0/0	10/10	8/8	6/7	1/4
Opponents	1/1	6/6	10/10	7/12	3/5

Crosby: (140G,28G)(38G,31G)(46G,48G)
(47B,29G)(38G,55N)(25G)(54N,28G)(39G)
(29G,33G)(24G,32G)(34G)(36G,46G,28G,26G)
(26G,56G)(22G,49G,48G,53N)
Opponents: (28G,56G,29G)(44G)(45G,45G)(37G)
(48G,37G)(32G,53N,29G)(40G,22G,47N,31G,19G)
(42G,38G)(0)(31G,54G)(40G,28G,40B)(33G,55G)
(46G,34G,48N)(21G,46N,50N)(37G,46WL,33G)

Interceptions No Yds Avg Long TD

Alexander	5	59	11.8	29	0
Douglas	4	26	6.5	22	0
R.Ford	3	87	29.0	34	0
Campbell	2	77	38.5	63t	1
Savage	1	75	75.0	75t	1
Amos	1	26	26.0	26	0
Nixon	1	1	1.0	1	0
Packers	17	351	20.6	75t	2
Opponents	12	94	7.8	40t	1

Punting No Yds Avg TB In Lg B

O'Donnell	52	2313	44.5	1	24	72	2
Packers	54	2313	42.8	1	24	72	2
Opponents	60	2779	46.3	2	19	68	0

Punt Returns Ret FC Yds Avg Long TD

Am.Rodgers	20	15	139	7.0	20	0
Nixon	11	0	140	12.7	24	0
Cobb	4	1	37	9.3	15	0
Packers	35	16	316	9.0	29	0
Opponents	20	18	190	9.5	24	0

Kickoff Returns No Yds Avg Long TD

Nixon	35	1009	28.8	105t	1
Am.Rodgers	6	122	20.3	34	0
*Doubs	2	39	19.5	21	0
*Watson	2	35	17.5	18	0
Ballentine	1	0	0.0	0	0
Deguara	1	0	0.0	0	0
Packers	47	1205	25.6	105t	1
Opponents	61	1415	23.2	42	0

	W	L	T	Pct	Pts	OP
NFC North						
Minnesota	13	4	0	.765	424	427
Detroit	9	8	0	.529	453	427
Green Bay	8	9	0	.471	370	371
Chicago	3	14	0	.176	326	463

Receiving No Yds Avg Long TD

Lazard	60	788	13.1	47	6
A.Jones	59	395	6.7	30	5
Tonyan	53	470	8.9	24	2
*Doubs	42	425	10.1	26	3
*Watson	41	611	14.9	63t	7
Cobb	34	417	12.3	40	1
Dillon	28	206	7.4	17	0
Watkins	13	206	15.8	55	0
Deguara	13	114	8.8	25	0
Lewis	6	66	11.0	31	2
*Toure	5	82	16.4	37t	1
Am.Rodgers	4	50	12.5	22	0
Davis	4	26	6.5	23	0
Taylor	1	17	17.0	17	0
Winfree	1	17	17.0	17	0
Packers	364	3890	10.7	63t	27
Opponents	314	3553	11.3	84t	22

Sacks: Smith 8.5, Gary 6, Clark 4, *Enagbare 3, Hollins 2.5, Reed 2.5, *Walker 1.5, *Wyatt 1.5, Amos 1, Barnes 1, Douglas 1, Wilson 1, Lowry 0.5, Packers 34, Opponents 32

* - rookie

Primary Starters

WR	A.Lazard	DE	D.Lowry
LT	D.Bakhtiari	NT	K.Clark
LG	E.Jenkins	DE	J.Reed
C	J.Myers	OLB	P.Smith
RG	J.Runyan	ILB	D.Campbell
RT	Y.Nijman	ILB	*Q.Walker
TE	M.Lewis	OLB	R.Gary
	R.Tonyan	CB	J.Alexander
WR	*C.Watson	CB	R.Douglas
WR	*R.Doubs	S	A.Amos
QB	Aa.Rodgers	S	D.Savage
RB	A.Jones	S	

Passing Att Cmp Yds Cmp% Yds/Att TD TD% Int Int% LG Sck/Yds Rtg

Aa.Rodgers	542	350	3695	64.6	6.8	26	4.8	12	2.2	58t	32/258	91.1
Love	21	14	195	66.7	9.3	1	4.8	0	0.0	63t	0/0	112.2
Packers	563	364	3890	64.7	6.9	27	4.8	12	2.1	63t	32/258	91.9
Opponents	478	314	3553	65.7	7.4	22	4.6	17	3.6	84t	34/204	88.3

2023 9-8-0, .529, SECOND, NFC NORTH

Head Coach:	Matt LaFleur	GB	Opp	Attend	Site	Starting QB	Temp	
S 10	@ Chicago Bears	W	38	20	62,456	SF	J.Love	75
S 17	@ Atlanta Falcons	L	24	25	69,251	MBS	J.Love	dome
S 24	New Orleans Saints	W	18	17	78,043	LF	J.Love	68
S 28	Detroit Lions	L	20	34	78,052	LF	J.Love	64
O 9	@ Las Vegas Raiders	L	13	17	62,572	AgS	J.Love	dome
O 22	@ Denver Broncos	L	17	19	76,880	EmF	J.Love	72
O 29	Minnesota Vikings	L	10	24	78,113	LF	J.Love	39
N 5	Los Angeles Rams	W	20	3	77,409	LF	J.Love	51
N 12	@ Pittsburgh Steelers	L	19	23	67,617	AcS	J.Love	50
N 19	Los Angeles Chargers	W	23	20	77,432	LF	J.Love	45
N 23	@ Detroit Lions	W	29	22	66,476	FdF	J.Love	dome
D 3	Kansas City Chiefs	W	27	19	78,124	LF	J.Love	31
D 11	@ New York Giants	L	22	24	76,637	MLS	J.Love	39
D 17	Tampa Bay Buccaneers	L	20	34	77,275	LF	J.Love	42
D 24	@ Carolina Panthers	W	33	30	70,875	BAS	J.Love	67
D 31	@ Minnesota Vikings	W	33	10	67,003	USF	J.Love	dome
J 7	Chicago Bears	W	17	9	78,188	LF	J.Love	34
			383	350	1,242,403			

Home: 5-3 (622,636) Away: 4-5 (619,767)

NFC Wild Card Playoff

J 14	@ Dallas Cowboys	W	48	32	93,799	ATS	J.Love	dome
------	------------------	---	----	----	--------	-----	--------	------

NFC Divisional Playoff

J 20	@ San Francisco 49ers	L	21	24	71,824	LS	J.Love	59
------	-----------------------	---	----	----	--------	----	--------	----

	GB	Opp	Rushing	No	Yds	Avg	Long	TD	
Total First Downs	338	340	A.Jones	142	656	4.6	39	2	
Rushing	101	120	Dillon	178	613	3.4	40	2	
Passing	211	189	Love	50	247	4.9	37	4	
Penalty	26	31	Taylor	32	141	4.4	24	0	
Third Downs	105/223	92/224	*Reed	11	119	10.8	32	2	
Efficiency	47.1	41.1	*Em.Wilson	14	85	6.1	31	0	
Fourth Downs	12/24	14/30	Melton	3	21	7.0	12	0	
Efficiency	50.0	46.7	Nixon	1	11	11.0	11	0	
Possession Avg.	29:43	30:17	Watson	4	11	2.8	13	0	
Total Net Yards	5873	5696	Robinson	1	2	2.0	2	0	
Avg. Per Game	345.5	335.1	*Wicks	1	1	1.0	1	0	
Total Plays	1052	1061	Drake	1	0	0.0	0	0	
Avg. Per Play	5.6	5.4	*Clifford	3	-2	-0.7	0	0	
Net Yards Rushing	1905	2181	Packers	441	1905	4.3	40	10	
Avg. Per Game	112.1	128.3	Opponents	493	2181	4.4	40	15	
Total Rushes	441	493	NFC North						
Net Yards Passing	3968	3515	W	L	T	Pct	Pts	OP	
Avg. Per Game	233.4	206.8	Detroit	12	5	0	.706	461	395
Sacked/Yards Lost	30/242	45/288	Green Bay	9	8	0	.529	383	350
Gross Yards	4210	3803	Minnesota	7	10	0	.412	344	362
Att./Completions	581/374	523/342	Chicago	7	10	0	.412	360	379
Completion Pct.	64.4	65.4	Receiving						
Had Intercepted	11	7	*Reed	64	793	12.4	59	8	
Punts/Average	57/46.2	56/46.3	Doubs	59	674	11.4	36	8	
Net Punting Avg.	39.7	42.2	*Wicks	39	581	14.9	35	4	
Penalties/Yards	105/856	95/907	*Musgrave	34	352	10.4	37	1	
Fumbles/Ball Lost	23/7	15/11	*Kraft	31	355	11.5	43	2	
Touchdowns	44	37	A.Jones	30	233	7.8	51	1	
Rushing	10	15	Watson	28	422	15.1	77	5	
Passing	32	21	Dillon	22	223	10.1	35	0	
Returns	2	1	Melton	16	218	13.6	37	1	
			*Heath	15	125	8.3	16	1	
By Quarter	Q1	Q2	Q3	Q4	OT	Pts	PKs		
Packers	78	91	115	99	0	383	0	320	
Opponents	65	104	86	95	0	350	0	320	

Primary Starters

WR	*J.Reed	DE	K.Clark
LT	R.Walker	NT	T.Slaton
LG	E.Jenkins	DE	D.Wyatt
RG	J.Myers	OLB	P.Smith
C	J.Runyan	ILB	D.Campbell
TE	Z.Tom	ILB	Q.Walker
RT	*L.Musgrave	OLB	R.Gary
	*T.Kraft	CB	J.Alexander
WR	R.Doubs	CB	*C.Valentine
WR	C.Watson	CB	K.Nixon
QB	J.Love	S	D.Savage
RB	A.Jones	S	J.Owens

Scoring	TD	Ru	Pa	Ret	PAT	FG	S	PTS
*Carlson	0	0	0	0	34/39	27/33	0	115
*Reed	10	2	8	0				62
Doubs	8	0	8	0				48
Watson	5	0	5	0				30
Love	4	4	0	0				24
*Wicks	4	0	4	0				24
A.Jones	3	2	1	0				18
Dillon	2	2	0	0				12
*Kraft	2	0	2	0				12
*Heath	1	0	1	0				6
Melton	1	0	1	0				6
*Musgrave	1	0	1	0				6
Owens	1	0	1	0				6
*Sims	1	0	1	0				6
Q.Walker	1	0	1	0				6
Toure	0	0	0	0				2
Packers	44	10	32	2	34/39	27/33	0	383
Opponents	37	15	21	1	27/31	31/38	0	350

2-Pt Conversions: Reed, Toure, Packers 2-5, Opponents 4-6

Field Goals	1-19	20-29	30-39	40-49	50+
*Carlson	0/0	6/6	14/14	4/8	3/5
Packers	0/0	6/6	14/14	4/8	3/5
Opponents	0/0	9/9	13/13	4/9	5/7
*Carlson:	(52G)(33G)(38G)(34G,50G)(37G,22G)(43N,29G)(30G)(48N,26G,34G)(31G,28G)(52N,28G)(43G,63N)(40G,48G)(36G,32G,45N,48G)(36G,33G)(53G,32G)(34G,37G)(41N,25G)				
Opponents:	(47G,29G)(24G,33G,39G,25G)(25G,46N)(33G,37G)(26G,53B,52N)(32G,29G,35G,52G)(42N,25G,44B)(52G,49N)(42G,49G,35G)(25G,26G)(34G,34G)(48N,37G)(39G,46G)(52G)(54G)(50G,39G,35G)				
Interceptions					
	No	Yds	Avg	Long	TD
R.Ford	2	30	15.0	21	0
Q.Walker	1	37	37.0	37	1
Nixon	1	2	2.0	2	0
*Johnson Jr.	1	1	1.0	1	0
Ballentine	1	0	0.0	0	0
Douglas	1	-2	-2.0	-2	0
Packers	7	68	9.7	37	1
Opponents	11	202	18.4	43	0

Punting	No	Yds	Avg	TB	In	Lg	B
Whelan	57	2634	46.2	5	18	68	0
Packers	57	2634	46.2	5	18	68	0
Opponents	56	2591	46.3	2	24	68	0

Punt Returns	Ret	FC	Yds	Avg	Long	TD
Nixon	14	1	95	6.8	34	0
*Reed	11	14	94	8.5	35	0
Toure	1	0	0	0.0	0	0
Packers	26	15	189	7.3	35	0
Opponents	23	22	270	11.7	76	1

Kickoff Returns	No	Yds	Avg	Long	TD
Nixon	30	782	26.1	51	0
*Heath	1	1	1.0	1	0
Packers	31	783	25.3	51	0
Opponents	40	950	23.8	47	0

Sacks: Gary 9, Smith 8, Clark 7.5, Wyatt 5.5, *Brooks 4, *Van Ness 4, Q.Walker 2.5, Enagbare 2, Owens 1, McDuffie 0.5, Nixon 0.5, *Wooden 0.5, Packers 45, Opponents 30

* - rookie

Passing	Att	Cmp	Yds	Cmp%	Yds/Att	TD	Int	Int%	LG	Sck/Yds	Rtg	
Love	579	372	4159	64.2	7.2	32	5.5	11	1.9	77	30/242	96.1
*Clifford	1	1	37	100.0	37.0	0	0	0	0	37	0/0	118.8
*Wicks	1	1	14	100.0	14.0	0	0	0	0	14	0/0	118.8
Packers	581	374	4210	64.4	7.3	32	5.5	11	1.9	77	30/242	96.4
Opponents	523	342	3803	65.4	7.3	21	4.0	7	1.3	52	45/288	94.7

COMMUNITY
ADMIN. & COACHES
VETERANS
DRAFT & FREE AGENTS
REVIEW
2023
2023

LAMBEAU FIELD

MISC.

Table with 4 main sections: OVERALL, HOME, GREEN BAY, MILWAUKEE, and AWAY. Each section has columns for Year, W, L, T, and Pct. Totals are shown at the bottom of each section.

* includes one neutral-site victory

includes two neutral-site victories

ALL-TIME VS. NFC CENTRAL

Table with 8 columns: Year, W-L-T, Home, Road, Chi, Det, Min, TB. Lists all-time records against NFC Central teams from 1970 to 2021.

first-place finishes in bold

FOR THE RECORD

Founded as a town team in 1919, with Woodrow Wilson in the White House, the Green Bay Packers own a 799-598-38 regular-season record in their 103 NFL seasons (1921-2023) — a .572 winning percentage.

The Packers are 361-175-15 (672) in Green Bay and were 105-61-3 (.631) in Milwaukee for an overall regular-season home mark of 466-237-18 (.661).

On the road, Green Bay stands 333-361-20 (.480), a mark that includes two neutral-site contests.

Over their 105 years of existence, the Packers have played a total of 1,933 games. The overall breakdown:

Summary table showing All-Time Regular Season, Playoffs, Preseason, Other Non-League Games, and Independent games with W, L, T, and Pct.

BY DECADE, REGULAR SEASON

Table with 6 columns: Overall, Pct, Home, Pct, Away, Pct. Shows regular season performance by decade from 1921 to 2023.

Note: From 1921-71, tie games were not included in winning percentage.

LARGEST MARGINS

... of Victory

- List of 12 largest victories with points scored and opponent names, including 53 points vs Atlanta in 1966 and 49 points vs Chicago Bears in 1962.

... of Defeat

- List of 11 largest defeats with points allowed and opponent names, including 56 points vs Baltimore Colts in 1958 and 54 points vs Chicago Bears in 1980.

THIRTEEN TIMES WORLD CHAMPIONS

The Green Bay Packers have won more championships – 13 – than any other team in National Football League history.

- They won their first three by league standing (1929, 1930 and 1931), and 10 since the NFL's playoff system was established in 1933 (1936, 1939, 1944, 1961, 1962, 1965, 1966, 1967, 1996 and 2010).
- Green Bay also is the only NFL team to win three straight titles, having done it twice (1929-31 and 1965-67).
- In addition, the Packers won the first two Super Bowls (vs. Kansas City in 1966, 35-10, and vs. Oakland in 1967, 33-14), as well as Super Bowls in 1996 vs. New England (35-21) and in 2010 vs. Pittsburgh (31-25).
- Since the league implemented a playoff system in 1933, the Packers have played in the NFL's deciding game 13 times (10 NFL title appearances from 1936-67, three Super Bowls after the 1970 merger). Only the Giants (19) have played for more titles.



GREEN BAY'S 13 NFL CHAMPIONSHIP SEASONS

Most World Championships

- 13 Green Bay Packers**
- 9 Chicago Bears
8 New York Giants
6 New England Patriots
Pittsburgh Steelers
- 5 Dallas Cowboys
San Francisco 49ers
Washington Commanders
- 4 Cleveland Browns
Detroit Lions
Indianapolis/Baltimore Colts
Kansas City Chiefs
Philadelphia Eagles

Year	Head Coach	Regular Season		–Title Game–		Site
		Record	Pct	Opponent	Final (League Standing)	
1929	Curly Lambeau	12-0-1	1.000			
1930	Curly Lambeau	10-3-1	.769			
1931	Curly Lambeau	12-2-0	.857			
1936	Curly Lambeau	10-1-1	.909	Boston Redskins	21-6	New York
1939	Curly Lambeau	9-2-0	.818	New York Giants	27-0	Milwaukee
1944	Curly Lambeau	8-2-0	.800	New York Giants	14-7	New York
1961	Vince Lombardi	11-3-0	.786	New York Giants	37-0	Green Bay
1962	Vince Lombardi	13-1-0	.929	New York Giants	16-7	New York
1965	Vince Lombardi	10-3-1	.769	Cleveland Browns	23-12	Green Bay
1966	Vince Lombardi	12-2-0	.857	Dallas Cowboys	34-27	Dallas
				Kansas City Chiefs ¹	35-10	Los Angeles
1967	Vince Lombardi	9-4-1	.692	Dallas Cowboys	21-17	Green Bay
				Oakland Raiders ²	33-14	Miami
1996	Mike Holmgren	13-3-0	.813	New England Patriots ³	35-21	New Orleans
2010	Mike McCarthy	10-6-0	.625	Pittsburgh Steelers ⁴	31-25	Arlington, TX

¹ – Super Bowl I

² – Super Bowl II


³ – Super Bowl XXXI

⁴ – Super Bowl XLV

GREEN BAY'S FIVE SUPER BOWL APPEARANCES

Game	Date	AFL/AFC Champion	Result	MVP	Site	Attend
Super Bowl I	Jan. 15, 1967	Kansas City Chiefs	W, 35-10	Bart Starr	Los Angeles Memorial Coliseum	61,946
Super Bowl II	Jan. 14, 1968	Oakland Raiders	W, 33-14	Bart Starr	Miami Orange Bowl	75,546
Super Bowl XXXI	Jan. 26, 1997	New England Patriots	W, 35-21	Desmond Howard	Louisiana Superdome, New Orleans	72,301
Super Bowl XXXII	Jan. 25, 1998	Denver Broncos	L, 31-24	Terrell Davis	Qualcomm Stadium, San Diego	68,912
Super Bowl XLV	Feb. 6, 2011	Pittsburgh Steelers	W, 31-25	Aaron Rodgers	Cowboys Stadium, Arlington	91,060

► See the Super Bowl ring history for the Green Bay Packers on page 459



SUPER BOWL I

GREEN BAY 35, KANSAS CITY 10

Los Angeles Memorial Coliseum, Sunday, Jan. 15, 1967; Attendance: 61,946; Time: 2:37; Weather: 72° F; sunny, hazy

The Packers launched the Super Bowl series by whipping Kansas City's AFL champions, 35-10, behind Bart Starr, Max McGee and a key interception by All-Pro safety Willie Wood.

Vince Lombardi's repeating NFL champions broke open the game with three second-half touchdowns. Wood set up the first, returning an interception 50 yards to the Chiefs' 5, with the Packers up only 14-10. Len Dawson's pass was intended for Kansas City tight end Fred Arbanas.

McGee, replacing Boyd Dowler (injured on the Packers' first series), after having caught only four passes all season, snared seven from Starr for 138 yards and two touchdowns. Elijah Pitts ran for two other scores, one on a 5-yard run in the third quarter, the other on a 1-yard bolt in the final period.

The Chiefs' lone touchdown came on a 7-yard pass from Dawson to Curtis McClinton.

Starr, the Super Bowl's first MVP, completed 16 of 23 passes for 250 yards and two TDs. The aging McGee caught both scores, 37 yards in the first quarter and a 13-yard catch in the decisive third period.

The Packers collected \$15,000 per man and the Chiefs \$7,500 apiece – the largest single-game shares in the history of team sports at the time. The game was not a sellout; more than 30,000 seats remained empty.



Max McGee

Kansas City Chiefs

Offense		Defense	
LE 88	C.Burford	LE 75	J.Mays
LT 77	J.Tyrer	LT 58	A.Rice
LG 71	E.Budde	RT 86	B.Buchanan
C 66	W.Frazier	RE 85	C.Hurston
RG 64	C.Merz	LLB 78	B.Bell
RT 73	D.Hill	MLB 69	S.Headrick
RE 84	F.Arbanas	RLB 55	E.Holub
QB 16	L.Dawson	LC 24	F.Williamson
HB 21	M.Garrett	RC 22	W.Mitchell
FB 32	C.McClinton	LS 20	B.Hunt
FL 89	O.Taylor	RS 42	J.Robinson

Green Bay Packers

Offense		Defense	
LE 84	C.Dale	LE 87	W.Davis
LT 76	B.Skoronski	LT 77	R.Kostelnik
LG 63	F.Thurston	RT 74	H.Jordan
C 50	B.Curry	RE 82	L.Aldridge
RG 64	J.Kramer	LLB 89	D.Robinson
RT 75	F.Gregg	MLB 66	R.Nitschke
RE 81	M.Fleming	RLB 60	L.Caffey
QB 15	B.Starr	LC 26	H.Adderley
HB 22	E.Pitts	RC 21	B.Jeter
FB 31	J.Taylor	LS 40	T.Brown
SE 86	B.Dowler	RS 24	W.Wood

Referee: Norm Schachter (NFL)

	1	2	3	4	Total
Kansas City	0	10	0	0	10
Green Bay	7	7	14	7	35

FIELD GOALS (made () & missed)

M.Mercer (31) 40WR

Sacks: Chiefs: B.Buchanan 1, E.Holub 1, B.Bell 0.5, J.Mays 0.5. Packers: W.Davis 2, H.Jordan 1.5, B.Brown 1, R.Nitschke 1, R.Kostelnik 0.5.

Packers Tackle Leaders: L.Caffey 7 (5-2), R.Nitschke 6 (5-1), L.Aldridge 6 (4-2), H.Jordan 6 (4-2), B.Jeter 4 (3-1), D.Robinson 3 (3-0), R.Kostelnik 3 (2-1), W.Wood 3 (2-1).

Team	Qtr	Time	Play Description (Extra Point) (Drive Info)	KC	GB
Packers	1	6:04	M.McGee 37 yd. pass from B.Starr (D.Chandler kick) (6-80, 3:06)	0	7
Chiefs	2	10:40	C.McClinton 7 yd. pass from L.Dawson (M.Mercer kick) (6-66, 3:44)	7	7
Packers	2	4:37	J.Taylor 14 yd. run (D.Chandler kick) (13-73, 6:03)	7	14
Chiefs	2	0:54	M.Mercer 31 yd. Field Goal (8-50, 3:43)	10	14
Packers	3	12:33	E.Pitts 5 yd. run (D.Chandler kick) (1-5, 0:09)	10	21
Packers	3	0:51	M.McGee 13 yd. pass from B.Starr (D.Chandler kick) (10-56, 5:25)	10	28
Packers	4	6:35	E.Pitts 1 yd. run (D.Chandler kick) (8-80, 4:13)	10	35

Kansas City Chiefs

Rushing	Att	Yd	Avg	Lg	TD
L.Dawson	3	24	8.0	15	0
M.Garrett	6	17	2.8	9	0
C.McClinton	6	16	2.7	6	0
P.Beathard	1	14	14.0	14	0
B.Coan	3	1	0.3	3	0
Total	19	72	3.8	15	0

Passing	Att	Cm	Yds	TD	Lg	Int
L.Dawson	27	16	211	1	31	1
P.Beathard	5	1	17	0	17	0
Total	32	17	228	1	31	1

Receiving	No	Yd	Avg	Lg	TD
C.Burford	4	67	16.8	27	0
O.Taylor	4	57	14.3	31	0
M.Garrett	3	28	9.3	17	0
C.McClinton	2	34	17.0	27	1
F.Arbanas	2	30	15.0	18	0
R.Carolan	1	7	7.0	7	0
B.Coan	1	5	5.0	5	0
Total	17	228	13.4	31	1

Intercept.	No	Yd	Avg	Lg	TD
W.Mitchell	1	0	0.0	0	0
Total	1	0	0.0	0	0

P>Returns	No	Yd	Avg	FC	Lg	TD
M.Garrett	2	17	8.5	0	9	0
E.Thomas	1	2	1.0	0	2	0
Total	3	19	6.3	0	9	0

K>Returns	No	Yd	Avg	Lg	TD
B.Coan	4	87	21.8	31	0
M.Garrett	2	43	21.5	23	0
Total	6	130	21.7	31	0

Green Bay Packers

Rushing	Att	Yd	Avg	Lg	TD
J.Taylor	17	56	3.3	14	1
E.Pitts	11	45	4.1	12	2
D.Anderson	4	30	7.5	13	0
J.Grabowski	2	2	1.0	2	0
Total	34	133	3.9	14	3

Passing	Att	Cm	Yds	TD	Lg	Int
B.Starr	23	16	250	2	37	1
Z.Brzkowski	1	0	0	0	0	0
Total	24	16	250	2	37	1

Receiving	No	Yd	Avg	Lg	TD
M.McGee	7	138	19.7	37	2
C.Dale	4	59	14.8	25	0
E.Pitts	2	32	16.0	22	0
M.Fleming	2	22	11.0	11	0
J.Taylor	1	-1	-1.0	-1	0
Total	16	250	15.6	37	2

Intercept.	No	Yd	Avg	Lg	TD
W.Wood	1	50	50.0	50	0
Total	1	50	50.0	50	0

P>Returns	No	Yd	Avg	FC	Lg	TD
D.Anderson	3	25	8.3	0	15	0
W.Wood	1	-2	-2.0	1	-2	0
Total	4	23	5.8	1	15	0

K>Returns	No	Yd	Avg	Lg	TD
H.Adderley	2	40	20.0	20	0
D.Anderson	1	25	25.0	25	0
Total	3	65	21.7	25	0

	Chiefs	Packers
TOTAL FIRST DOWNS	17	21
By Rushing	4	10
By Passing	12	11
By Penalty	1	0
THIRD-DOWN EFFICIENCY	3-13-23%	11-15-73%
FOURTH-DOWN EFFICIENCY	0-0-0%	0-0-0%
TOTAL NET YARDS	239	361
Total Offensive Plays	57	61
Average gain per offensive play	4.2	5.9
NET YARDS RUSHING	72	133
Total Rushing Plays	19	34
Average gain per rushing play	3.8	3.9
NET YARDS PASSING	167	228
Times thrown-yards lost att. to pass	6-61	3-22
Gross yards passing	228	250
PASS ATT-COMP-INT	32-17-1	24-16-1
Average gain per pass play	4.4	8.4
PUNTS Number and Average	7-45.3	4-43.3
TOTAL RETURN YARDS (not inc. kickoffs)	19	73
No. and Yards Punt Returns	3-19	4-23
No. and Yards Kickoff Returns	6-130	3-65
No. and Yards Interception Returns	1-0	1-50
PENALTIES Number and Yards	4-26	4-40
FUMBLES Number and Lost	1-0	1-0
EXTRA POINTS Made-Attempts	1-1	5-5
FIELD GOALS Made-Attempts	1-2	0-0
RED-ZONE EFFICIENCY	1-1-100%	4-4-100%
GOAL-TO-GO EFFICIENCY	1-1-100%	2-2-100%
SAFETIES	0	0
FINAL SCORE	10	35
TIME OF POSSESSION	28:35	31:25

SUPER BOWL II

GREEN BAY 33, OAKLAND 14

Miami Orange Bowl, Sunday, Jan. 14, 1968; Attendance: 75,546; Time: 2:34; Weather: 68° F; PC, 52% humidity, wind W 14 mph

Accounting a third straight NFL championship two weeks earlier, the Packers embellished that record-tying parlay by winning a second consecutive Super Bowl. This time, they dispatched the AFL champion Raiders, 33-14, in a game that drew the first \$3 million gate in football history.

Bart Starr again was the game's most valuable player as he completed 13 of 24 passes for 202 yards and one touchdown and directed a Packers attack that was in control all the way after building a 16-7 halftime lead.

Don Chandler kicked four field goals (39, 20, 43 and 31 yards), and All-Pro cornerback Herb Adderley returned an interception of a Daryle Lamonica pass 60 yards for a touchdown.

Leading 3-0 at the quarter, the Packers got three Chandler field goals and a 62-yard scoring pass from Starr to split end Boyd Dowler before halftime. They then left the Raiders behind with a 10-point third period, Donny Anderson scoring on a 2-yard run and Chandler with his final field goal.

The game ended Vince Lombardi's nine-year reign as Packers coach. He won six Western Conference championships, five NFL titles and two Super Bowls, a record then unprecedented in pro football history.



Bart Starr

Green Bay Packers

Offense		Defense	
LE	86 B.Dowler	LE	87 W.Davis
LT	76 B.Skoronski	LT	77 R.Kostelnik
LG	68 G.Gillingham	RT	74 H.Jordan
C	57 K.Bowman	RE	82 L.Aldridge
RG	64 J.Kramer	LLB	89 D.Robinson
RT	75 F.Gregg	MLB	66 R.Nitschke
RE	81 M.Fleming	RLB	60 L.Caffey
QB	15 B.Starr	LC	26 H.Adderley
HB	44 D.Anderson	RC	21 B.Jeter
FB	36 B.Wilson	LS	40 T.Brown
SE	84 C.Dale	RS	24 W.Wood

Oakland Raiders

Offense		Defense	
LE	89 B.Miller	LE	77 L.Sassiter
LT	76 B.Svihus	LT	53 D.Birdwell
LG	63 G.Upshaw	RT	74 T.Keating
C	00 J.Otto	RE	83 B.Davidson
RG	65 W.Hawkins	LLB	42 B.Laskey
RT	79 H.Schuh	MLB	55 D.Conners
RE	33 B.Cannon	RLB	34 G.Otto
QB	3 D.Lamonica	LC	77 K.McCloughan
HB	40 P.Banaszak	RC	24 W.Brown
FB	35 H.Dixon	LS	20 W.Powers
FL	25 F.Biletnikoff	RS	29 H.Williams

Referee: Jack Vest

	1	2	3	4	Total
Green Bay	3	13	10	7	33
Oakland	0	7	0	7	14

FIELD GOALS (made () & missed)	
D.Chandler (39) (20) (43) (31)	G.Blanda 47

Packers

Team	Qtr	Time	Play Description (Extra Point) (Drive Info)	GB	Oak
Packers	1	9:53	D.Chandler 39 yd. Field Goal (10-34, 4:01)	3	0
Packers	2	11:52	D.Chandler 20 yd. Field Goal (17-84, 8:40)	6	0
Packers	2	10:50	B.Dowler 62 yd. pass from B.Starr (D.Chandler kick) (1-62, 0:11)	13	0
Raiders	2	6:15	B.Miller 23 yd. pass from D.Lamonica (G.Blanda kick) (9-78, 4:20)	13	7
Packers	2	0:01	D.Chandler 43 yd. Field Goal (4-9, 0:19)	16	7
Packers	3	5:54	D.Anderson 2 yd. run (D.Chandler kick) (11-82, 4:41)	23	7
Packers	3	0:02	D.Chandler 31 yd. Field Goal (9-37, 4:47)	26	7
Packers	4	11:03	H.Adderley 60 yd. interception return (D.Chandler kick)	33	7
Raiders	4	9:13	B.Miller 23 yd. pass from D.Lamonica (G.Blanda kick) (4-74, 1:35)	33	14

GB Oak

Sacks: Packers: W.Davis 3. Raiders:

T.Keating 2, D.Birdwell 1, B.Davidson 1.

Packers Tackle Leaders: R.Nitschke 9 (5-4), W.Davis 7 (7-0), W.Wood 7 (5-2), 6 (4-2), H.Adderley 5 (4-1), B.Jeter 4 (2-2), T.Crutchler 3 (2-1), H.Jordan 3 (2-1).

	Packers	Raiders
TOTAL FIRST DOWNS	19	16
By Rushing	11	5
By Passing	7	10
By Penalty	1	1
THIRD-DOWN EFFICIENCY	5-16-31%	3-11-27%
FOURTH-DOWN EFFICIENCY	1-1-100%	0-0-0%
TOTAL NET YARDS	325	291
Total Offensive Plays	69	57
Average gain per offensive play	4.7	5.1
NET YARDS RUSHING	163	105
Total Rushing Plays	41	20
Average gain per rushing play	4.0	5.2
NET YARDS PASSING	162	186
Times thrown-yards lost att. to pass	4-40	3-22
Gross yards passing	202	208
PASS ATT-COMP-INT	24-13-0	34-15-1
Average gain per pass play	5.8	5.6
PUNTS Number and Average	6-39.0	6-44.0
TOTAL RETURN YARDS (not inc. kickoffs)	95	12
No. and Yards Punt Returns	3-35	2-12
No. and Yards Kickoff Returns	3-49	7-127
No. and Yards Interception Returns	1-60	0-0
PENALTIES Number and Yards	1-12	4-31
FUMBLES Number and Lost	0-0	3-2
EXTRA POINTS Made-Attempts	3-3	2-2
FIELD GOALS Made-Attempts	4-4	0-1
RED-ZONE EFFICIENCY	1-2-50%	0-0-0%
GOAL-TO-GO EFFICIENCY	1-1-100%	0-0-0%
SAFETIES	0	0
FINAL SCORE	33	14
TIME OF POSSESSION	35:54	24:06

Green Bay Packers

Rushing	Att	Yd	Avg	Lg	TD	
B.Wilson	17	65	3.8	13	0	
D.Anderson	14	48	3.4	8	1	
T.Williams	8	36	4.5	18	0	
B.Starr	1	14	14.0	14	0	
C.Mercein	1	0	0.0	0	0	
Total	41	163	4.0	18	1	
Passing	Att	Cm	Yds	TD	Lg	Int
B.Starr	24	13	202	1	62	0
Total	24	13	202	1	62	0
Receiving	No	Yd	Avg	Lg	TD	
C.Dale	4	43	10.8	17	0	
M.Fleming	4	35	8.8	11	0	
B.Dowler	2	71	35.5	62	1	
D.Anderson	2	18	9.0	12	0	
M.McGee	1	35	35.0	35	0	
Total	13	202	15.5	62	1	
Intercept.	No	Yd	Avg	Lg	TD	
H.Adderley	1	60	60.0	60	1	
Total	1	60	60.0	60	1	
P>Returns	No	Yd	Avg	FC	Lg	TD
W.Wood	3	35	11.7	0	31	0
Total	3	35	11.7	0	31	0
K>Returns	No	Yd	Avg	Lg	TD	
H.Adderley	1	24	24.0	24	0	
T.Williams	1	18	18.0	18	0	
T.Crutchler	1	7	7.0	7	0	
Total	3	49	16.3	24	0	

Oakland Raiders

Rushing	Att	Yd	Avg	Lg	TD	
H.Dixon	12	52	4.3	14	0	
L.Todd	2	37	18.5	32	0	
P.Banaszak	6	16	2.7	5	0	
Total	20	105	5.2	32	0	
Passing	Att	Cm	Yds	TD	Lg	Int
D.Lamonica	34	15	208	2	41	0
Total	34	15	208	2	41	0
Receiving	No	Yd	Avg	Lg	TD	
B.Miller	5	84	16.8	23	2	
P.Banaszak	4	69	17.3	41	0	
B.Cannon	2	25	12.5	15	0	
F.Biletnikoff	2	10	5.0	6	0	
W.Wells	1	17	17.0	17	0	
H.Dixon	1	3	3.0	3	0	
Total	15	208	13.9	41	2	
Intercept.	No	Yd	Avg	Lg	TD	
R.Bird	1	12	12.0	12	0	
W.Wells	1	0	0.0	0	0	
Total	2	12	6.0	12	0	
P>Returns	No	Yd	Avg	FC	Lg	TD
R.Bird	1	12	12.0	12	0	
W.Wells	1	0	0.0	0	0	
Total	2	12	6.0	12	0	
K>Returns	No	Yd	Avg	Lg	TD	
L.Todd	3	63	21.0	23	0	
D.Grayson	3	61	20.3	25	0	
W.Hawkins	1	3	3.0	3	0	
Total	7	127	18.1	25	0	

SUPER BOWL XXXI

GREEN BAY 35, NEW ENGLAND 21

Louisiana Superdome, New Orleans, La., Sunday, Jan. 26, 1997; Attendance: 72,301; Time: 3:21; Weather: (indoors)



Using several momentum-turning big plays, the Packers held off resilient New England to capture their first world championship in 29 years. For Green Bay, the victory also marked its league-high 12th NFL championship as well as its third Super Bowl triumph.

The Packers jumped to an early 10-0 lead. Brett Favre, sensing a Patriots blitz, audibled on Green Bay's second play from scrimmage, hitting late-season pickup Andre Rison on a wide-open post pattern for a 54-yard touchdown pass. On the ensuing New England possession, Doug Evans intercepted Drew Bledsoe at the Patriots' 28, which led to a 37-yard field goal by Chris Jacke.

New England then was able to turn the tide in its favor, however, as Bledsoe took his club on two long drives for touchdowns. The first, which covered 79 yards and culminated in a short pass to Keith Byars, was aided by two long throws to Pats running backs and a 26-yard pass-interference penalty. The second, starting at the New England 43, was spurred by a leaping, 44-yard reception by rookie Terry Glenn. When Ben Coates caught a 4-yard TD pass from Bledsoe, the Patriots momentarily had their only lead of the game and had completed the highest-scoring first quarter in Super Bowl history.

Green Bay rebounded to retake the lead when Favre, seeing Patriots' strong safety Lawyer Milloy at the line of scrimmage in tight coverage on Antonio Freeman, watched Freeman elude Milloy's "bump" and lofted a perfect aerial to Freeman along the right sideline. Freeman, able to outrun New England's late-arriving free safety, covered 81 yards for the longest reception in Super Bowl history at that time. After another Jacke field goal, Favre took advantage of a Mike Prior interception and escorted his troops on a nine-play, 74-yard march just before halftime that ended when, on a bootleg left, he lunged the ball over the goal line as he was rolling out of bounds.

Taking a 27-14 edge out of the locker room at halftime, Green Bay maintained that lead

until late in the third quarter, when the Patriots' Curtis Martin made a magnificent 18-yard run up the middle of the Packers' defense to pull New England to within six points at 27-21.

That margin was short-lived, though, as Desmond Howard returned the ensuing kickoff 99 yards for a back-breaking touchdown (the longest kick return in Super Bowl history at the time), bursting through the center of the Packers' well-blocked wedge, then juking kicker Adam Vinatieri to bolt free. Howard, who had 244 total return yards in the game including key punt runbacks of 32 and 34 yards, was voted the game's most valuable player, becoming the first special teams player to be so honored. A subsequent, successful two-point conversion, where Favre found Mark Chmura along the back of the end zone, gave the Green and Gold an insurmountable two-touchdown lead.

The top-ranked Green Bay defense, which had four interceptions of Bledsoe, was led by Reggie White, who sacked the New England quarterback a Super Bowl-record three times, including twice in a row on the possession immediately following Howard's scoring return.

Favre, playing less than an hour from his hometown of Kilm, Miss., completed 14 of 27 passes for 246 yards and two touchdowns without an interception, while his counterpart, Bledsoe, threw for 253 yards and two scores on 25-of-48 passing.



New England Patriots

Offense			Defense		
WR	84	S.Jefferson	LE	92	F.Collins
LT	78	B.Armstrong	LT	97	M.Wheeler
LG	76	W.Roberts	RT	75	P.Sagapolutele
C	64	D.Wohlabaugh	RE	55	W.McGinest
RG	71	T.Rucci	LLB	53	C.Slade
RT	68	M.Lane	MLB	52	T.Johnson
TE	87	B.Coates	RLB	59	T.Collins
WR	88	T.Glenn	LCB	24	T.Law
QB	11	D.Bledsoe	RCB	45	O.Smith
RB	28	C.Martin	SS	36	L.Milloy
FB	41	K.Byars	FS	32	W.Clay

Green Bay Packers

Offense			Defense		
WR	86	A.Freeman	LE	92	R.White
LT	64	B.Wilkerson	DT	71	S.Dotson
LG	73	A.Taylor	NT	93	Gi.Brown
C	52	F.Winters	RE	96	S.Jones
RG	63	A.Timmerman	LLB	59	W.Simmons
RT	72	E.Dotson	MLB	54	R.Cox
TE	89	M.Chmura	LB	51	B.Williams
WR	84	A.Rison	LCB	21	C.Newsome
QB	4	B.Favre	RCB	33	D.Evans
RB	34	E.Bennett	SS	36	L.Butler
FB	30	W.Henderson	FS	41	E.Robinson

Referee: Gerald Austin (34)

FIELD GOALS (made () & missed)

	1	2	3	4	Total
New England	0	0	7	0	— 21
Green Bay	10	17	8	0	— 35

C.Jacke (37) (31) 47WR

Team	Qtr	Time	Play Description (Extra Point) (Drive Info)	NE	GB
Packers	1	11:28	A.Rison 54 yd. pass from B.Favre (C.Jacke kick) (2-55, 0:51)	0	7
Packers	1	8:42	C.Jacke 37 yd. Field Goal (4-9, 1:58)	0	10
Patriots	1	6:35	K.Byars 1 yd. pass from D.Bledsoe (A.Vinatieri kick) (6-79, 2:07)	7	10
Patriots	1	2:33	B.Coates 4 yd. pass from D.Bledsoe (A.Vinatieri kick) (4-57, 2:11)	14	10
Packers	2	14:04	A.Freeman 81 yd. pass from B.Favre (C.Jacke kick) (1-81, 0:10)	14	17
Packers	2	8:15	C.Jacke 31 yd. Field Goal (8-33, 2:58)	14	20
Packers	2	1:11	B.Favre 2 yd. run (C.Jacke kick) (9-74, 5:59)	14	27
Patriots	3	3:27	C.Martin 18 yd. run (A.Vinatieri kick) (7-53, 3:25)	21	27
Packers	3	3:10	D.Howard 99 yd. kickoff return (M.Chmura-B.Favre pass)	21	35



continued on next page

New England Patriots						Green Bay Packers							
Rushing	Att	Yd	Avg	Lg	TD	Rushing	Att	Yd	Avg	Lg	TD		
C.Martin	11	42	3.8	18	1	D.Levens	14	61	4.4	12	0		
D.Bledsoe	1	1	1.0	1	0	E.Bennett	17	40	2.4	10	0		
D.Meggett	1	0	0.0	0	0	B.Favre	4	12	3.0	12	1		
						W.Henderson	1	2	2.0	2	0		
Total	13	43	3.3	18	1	Total	36	115	3.2	12	1		
Passing	Att	Cm	Yds	TD	Lg	Passing	Att	Cm	Yds	TD	Lg		
D.Bledsoe	48	25	253	2	44	B.Favre	27	14	246	2	81t		
Total	48	25	253	2	44	Total	27	14	246	2	81t		
Receiving	No	Yd	Avg	Lg	TD	Receiving	No	Yd	Avg	Lg	TD		
B.Coates	6	67	11.2	19	1	A.Freeman	3	105	35.0	81t	1		
T.Glenn	4	62	15.5	44	0	D.Levens	3	23	7.7	14	0		
K.Byars	4	42	10.5	32	1	A.Rison	2	77	38.5	54t	1		
S.Jefferson	3	34	11.3	14	0	W.Henderson	2	14	7.0	8	0		
C.Martin	3	28	9.3	20	0	M.Chmura	2	13	6.5	8	0		
D.Meggett	3	8	2.7	5	0	K.Jackson	1	10	10.0	10	0		
V.Brisby	2	12	6.0	7	0	E.Bennett	1	4	4.0	4	0		
Total	25	253	10.1	44	2	Total	14	246	17.6	81t	2		
Intercept.	No	Yd	Avg	Lg	TD	Intercept.	No	Yd	Avg	Lg	TD		
						B.Williams	1	16	16.0	16	0		
						M.Prior	1	8	8.0	8	0		
						D.Evans	1	0	0.0	0	0		
						C.Newsome	1	0	0.0	0	0		
						Total	4	24	6.0	16	0		
P>Returns	No	Yd	Avg	FC	Lg	TD	P>Returns	No	Yd	Avg	FC	Lg	TD
D.Meggett	4	30	7.5	2	20	0	D.Howard	6	90	15.0	1	34	0
(downed)	1	0	0.0	0	0	0	(out/bnds)	1	0	0.0	0	0	
Total	4	30	7.5	2	20	0	Total	6	90	15.0	1	34	0
K>Returns	No	Yd	Avg	Lg	TD	K>Returns	No	Yd	Avg	Lg	TD		
D.Meggett	5	117	23.4	26	0	D.Howard	4	154	38.5	99t	1		
H.Graham	1	18	18.0	18	0								
(t'back)	1	0	0.0	0	0								
Total	6	135	22.5	26	0	Total	4	154	38.5	99t	1		

	Patriots	Packers
TOTAL FIRST DOWNS	16	16
By Rushing	3	8
By Passing	12	6
By Penalty	1	2
THIRD-DOWN EFFICIENCY	4-14-29%	3-15-20%
FOURTH-DOWN EFFICIENCY	0-2-0%	0-1-0%
TOTAL NET YARDS	257	323
Total Offensive Plays	66	68
Average gain per offensive play	3.9	4.8
NET YARDS RUSHING	43	115
Total Rushing Plays	13	36
Average gain per rushing play	3.3	3.2
NET YARDS PASSING	214	208
Times thrown-yards lost att. to pass	5-39	5-38
Gross yards passing	253	246
PASS ATT-COMP-INT	48-25-4	27-14-0
Average gain per pass play	4.0	6.5
PUNTS Number and Average	8-45.1	7-42.7
TOTAL RETURN YARDS (not inc. kickoffs)	30	114
No. and Yards Punt Returns	4-30	6-90
No. and Yards Kickoff Returns	6-135	4-154
No. and Yards Interception Returns	0-0	4-24
PENALTIES Number and Yards	2-22	3-41
FUMBLES Number and Lost	0-0	0-0
EXTRA POINTS Made-Attempts	3-3	4-4
Kicking Made-Attempts	3-3	3-3
Passing Made-Attempts	0-0	1-1
FIELD GOALS Made-Attempts	0-0	2-3
RED-ZONE EFFICIENCY	3-3-100%	1-3-33%
GOAL-TO-GO EFFICIENCY	2-2-100%	1-1-100%
SAFETIES	0	0
FINAL SCORE	21	35
TIME OF POSSESSION	25:45	34:15



Sacks: Patriots: T.Bruschi 2, F.Collins 1, W.McGinest 1, O.Smith 1.
Packers: R.White 3, L.Butler 1, S.Dotson 1.

Packers Tackle Leaders: E.Robinson 9 (6-3), L.Butler 7 (7-0), C.Newsome 6 (3-3), B.Williams 5 (4-1), G.Brown 5 (3-2), S.Dotson 4 (3-1), W.Simmons 4 (3-1), D.Evans 4 (2-2), R.Cox 4 (1-3), S.Jones 3 (3-0), R.White 3 (3-0), G.Wilkins 1 (1-0), M.Prior 1 (0-1), T.Williams 1 (0-1).

"This trophy ... this is it. It was named after Vince Lombardi. You play in Green Bay. As important as it is to any other team and any other player, it means more to us.

"Back in July, we set our goals. And I'm so proud of you. You made every single goal. You earned it, you worked for it.

"And before we came out for the second half, what did you do? You locked arms. Do it right now, men. Do it right now.

"To the coaches, players, organization, trainers, equipment people, *everybody*, this trophy is for you, men. *Everybody*. *Everybody*. *Everybody* had a say in it, everyone got it done. I'm proud of you."

— Head Coach Mike Holmgren,
Packers postgame locker room, Jan. 26, 1997

SUPER BOWL XXXII

DENVER 31, GREEN BAY 24

Qualcomm Stadium, San Diego, Calif., Sunday, Jan. 25, 1998; Attendance: 68,912; Time: 3:25; Weather: 67° F; sunny



Behind a dominating rushing performance by San Diego native Terrell Davis, four-time Super Bowl loser Denver garnered its first-ever victory in the NFL's title game to dethrone the reigning champion Packers in what some called "the best Super Bowl ever." In the process, the Broncos also ended a 13-game Super Bowl winning streak by the National Football Conference representative and sent Green Bay to its initial Super Bowl defeat after three triumphs.

Davis, named the game's most valuable player, averaged 5.2 yards per carry as he rushed for 157 yards and three touchdowns, including the final, decisive score with less than two minutes remaining.

After the opening possession — a 76-yard scoring sequence by Green Bay — it appeared (falsely) that the game might turn into just another rout by the NFC against an over-matched AFC opponent. The Packers easily traversed the field, capping the drive with an arching, 22-yard touchdown pass from Brett Favre to Antonio Freeman at the back of the end zone, Freeman tap-dancing to get his feet down, and Green Bay had a 7-0 lead less than five minutes into the contest.

But the Broncos stormed back, scoring the first three times they had the ball to commandeer a 17-7 advantage. After Davis went over a yard out from Denver's initial points, the Broncos forced a pair of turnovers in Green Bay territory. First, Favre was intercepted when he prematurely unloaded a pass for Robert Brooks while under a heavy blitz, a miscue which resulted in a 1-yard touchdown run by Broncos quarterback John Elway on a bootleg to the right. Then, after Favre fumbled when hit by Denver safety Steve Atwater on another blitz, the Broncos tacked on a long field goal by Jason Elam.

Green Bay mounted an impressive, 95-yard touchdown drive to consume the latter half of the second quarter and pull to within 17-14.

Favre lofted a perfect aerial to tight end Mark Chmura in the back right corner of the end zone just 12 seconds before halftime, a pass which narrowly skirted the fingertips of a leaping defender.

Davis, who had missed the entire second quarter after experiencing migraine-headache symptoms, fumbled on the first play from scrimmage of the second half, an error which turned into a game-tying Ryan Longwell field goal only minutes later.

The Broncos went ahead again late in the third period, when Davis scored his second touchdown of the game to culminate a 92-yard, seven-plus-minute drive. And when, on the ensuing kickoff, Freeman fumbled at his own 22, things looked dire for Green Bay as it stared at a potential two-touchdown deficit heading into the final quarter. But when the Broncos went for the jugular on their first play, free safety Eugene Robinson intercepted Elway in the end zone.

Favre completed three passes to Freeman on the ensuing Green Bay possession, including a 13-yard crossing route for the receiver's second touchdown, which knotted the score at 24 with 13½ minutes remaining. Freeman made nine receptions (for 126 yards) on the day to equal the club's all-time playoff record.

After the Packers failed to take advantage of one fourth-quarter drive which neared midfield, Denver ran the ball down their throat for the game's winning touchdown, a drive which covered 49 yards in only five plays — four on the ground. Davis strolled into the end zone untouched up the middle for a 31-24 lead with just 105 ticks of the clock left.

Still facing the relentless blitzing which had characterized the play of the Denver defense throughout the game, from his own 30-yard line Favre moved the Packers 39 yards down the field on four straight passes to Dorsey Levens to reach the Broncos' 31 with 42 seconds remaining.

But when his next three throws fell incomplete, including a fourth-down pass intended for Chmura which was knocked down by linebacker John Mobley, the game was Denver's, giving Elway a long-awaited Super Bowl victory after he personally had endured three losses. In the process, the Broncos became just the second wild-card team to capture a Super Bowl.



continued on next page



Green Bay Packers

Offense			Defense		
WR	86	A.Freeman	LE	92	R.White
LT	78	R.Verba	DT	71	S.Dotson
LG	73	R.Taylor	NT	93	G.Brown
C	52	F.Winters	RE	98	G.Wilkins
RG	63	A.Timmerman	LLB	54	S.Joyner
RT	72	E.Dotson	MLB	55	B.Harris
TE	89	M.Chmura	LLB	51	B.Williams
WR	87	R.Brooks	LCB	37	T.Williams
QB	4	B.Favre	RCB	33	D.Evans
RB	25	D.Levens	SS	36	L.Butler
FB	30	W.Henderson	FS	41	E.Robinson

Denver Broncos

Offense			Defense		
WR	80	R.Smith	LE	90	N.Smith
LT	65	G.Zimmerman	LT	94	K.Traylor
LG	69	M.Schlereth	RT	98	M.Tanuvasa
C	66	T.Nalen	RE	91	A.Williams
RG	75	B.Habib	WLB	51	J.Mobley
RT	77	T.Jones	MLB	57	A.Aldridge
TE	84	S.Sharpe	SLB	53	B.Romanowski
WR	87	E.McCaffrey	LCB	39	R.Crockett
QB	7	J.Elway	RCB	23	D.Gordon
RB	30	T.Davis	SS	34	T.Braxton
FB	29	H.Griffith	FS	27	S.Atwater

Referee: Ed Hochuli (85)

	1	2	3	4	Total
Green Bay	7	7	3	7	— 24
Denver	7	10	7	7	— 31

FIELD GOALS (made () & missed)		
R.Longwell	(27)	J.Elam (51)

Team	Qtr	Time	Play Description (Extra Point) (Drive Info)	GB Den
Packers	1	10:58	A.Freeman 22 yd. pass from B.Favre (R.Longwell kick) (8-76, 4:02)	7 0
Broncos	1	5:39	T.Davis 1 yd. run (J.Elam kick) (10-58, 5:19)	7 7
Broncos	2	14:55	J.Elway 1 yd. run (J.Elam kick) (8-45, 4:54)	7 14
Broncos	2	12:21	J.Elam 51 yd. Field Goal (4-0, 1:02)	7 17
Packers	2	0:12	M.Chmura 6 yd. pass from B.Favre (R.Longwell kick) (17-95, 7:26)	14 17
Packers	3	11:59	R.Longwell 27 yd. Field Goal (7-17, 2:42)	17 17
Broncos	3	0:34	T.Davis 1 yd. run (J.Elam kick) (13-92, 7:12)	17 24
Packers	4	13:32	A.Freeman 13 yd. pass from B.Favre (R.Longwell kick) (4-85, 1:39)	24 24
Broncos	4	1:45	T.Davis 1 yd. run (J.Elam kick) (5-49, 1:42)	24 31



continued on next page

PACKERS SUPER BOWLS
COMMUNITY
ADMIN. & COACHES
VETERANS
DRAFT & FREE AGENTS
REVIEW
SUPER BOWLS
LAMBEAU FIELD
MISC.

Favre, while not turning in his usual MVP-like performance, completed 25 of 42 passes for 256 yards and three touchdowns with one interception. Elway, who did not complete a pass to one of his wide receivers until late in the third quarter, threw for 123 yards on 12-of-22 passing while being intercepted once.



Green Bay Packers					Denver Broncos								
Rushing	Att	Yd	Avg	Lg	TD	Rushing	Att	Yd	Avg	Lg	TD		
D.Levens	19	90	4.7	16	0	T.Davis	30	157	5.2	27	3		
R.Brooks	1	5	5.0	5	0	J.Elway	5	17	3.4	10	1		
						V.Hebron	3	3	1.0	2	0		
						H.Griffith	1	2	2.0	2	0		
Total	20	95	4.8	16	0	Total	39	179	4.6	27	4		
Passing	Att	Cm	Yds	TD	Lg	In	Passing	Att	Cm	Yds	TD	Lg	In
B.Favre	42	25	256	3	27	1	J.Elway	22	12	123	0	36	1
Total	42	25	256	3	27	1	Total	22	12	123	0	36	1
Receiving	No	Yd	Avg	Lg	TD	Receiving	No	Yd	Avg	Lg	TD		
A.Freeman	9	126	14.0	27	2	S.Sharpe	5	38	7.6	12	0		
D.Levens	6	56	9.3	22	0	E.McCaffrey	2	45	22.5	36	0		
M.Chmura	4	43	10.8	21	0	T.Davis	2	8	4.0	4	0		
R.Brooks	3	16	5.3	10	0	H.Griffith	1	23	23.0	23	0		
W.Henderson	2	9	4.5	7	0	V.Hebron	1	5	5.0	5	0		
T.Mickens	1	6	6.0	6	0	D.Carswell	1	4	4.0	4	0		
Total	25	256	10.2	27	3	Total	12	123	10.3	36	0		
Intercept.	No	Yd	Avg	Lg	TD	Intercept.	No	Yd	Avg	Lg	TD		
E.Robinson	1	17	17.0	17	0	T.Braxton	1	0	0.0	0	0		
Total	1	17	17.0	17	0	Total	1	0	0.0	0	0		
P>Returns	No	Yd	Avg	FC	Lg	TD	P>Returns	No	Yd	Avg	FC	Lg	TD
R.Brooks	0	0	0.0	1	0	0	D.Gordon	0	0	0.0	2	0	0
(downed)	3	0	0.0	0	0	0	T.Braxton	1	0	0.0	1	0	0
Total	0	0	0.0	1	0	0	(downed)	1	0	0.0	0	0	0
							Total	0	0	0.0	3	0	0
K>Returns	No	Yd	Avg	Lg	TD	K>Returns	No	Yd	Avg	Lg	TD		
A.Freeman	6	104	17.3	22	0	V.Hebron	4	79	19.8	32	0		
Total	6	104	17.3	22	0	K.Burns	1	16	16.0	16	0		
						Total	5	95	19.0	32	0		

	Packers	Broncos
TOTAL FIRST DOWNS	21	21
By Rushing	4	14
By Passing	14	5
By Penalty	3	2
THIRD-DOWN EFFICIENCY	5-14-36%	5-10-50%
FOURTH-DOWN EFFICIENCY	0-1-0%	0-0-0%
TOTAL NET YARDS	350	302
Total Offensive Plays	63	61
Average gain per offensive play	5.6	5.0
NET YARDS RUSHING	95	179
Total Rushing Plays	20	39
Average gain per rushing play	4.8	4.6
NET YARDS PASSING	255	123
Times thrown-yards lost att. to pass	1-1	0-0
Gross yards passing	256	123
PASS ATT-COMP-INT	42-25-1	22-12-1
Average gain per pass play	5.9	5.6
PUNTS Number and Average	4-35.5	4-36.5
TOTAL RETURN YARDS (not inc. kickoffs)	17	0
No. and Yards Punt Returns	0-0	0-0
No. and Yards Kickoff Returns	6-104	5-95
No. and Yards Interception Returns	1-17	1-0
PENALTIES Number and Yards	9-59	7-65
FUMBLES Number and Lost	2-2	1-1
EXTRA POINTS Made-Attempts	3-3	4-4
FIELD GOALS Made-Attempts	1-1	1-1
RED-ZONE EFFICIENCY	2-3-67%	4-4-100%
GOAL-TO-GO EFFICIENCY	1-1-100%	4-4-100%
SAFETIES	0	0
FINAL SCORE	24	31
TIME OF POSSESSION	27:35	32:25



Sacks: Packers: none. Broncos: Atwater 1.

Packers Tackle Leaders: L.Butler 9 (7-2), E.Robinson 8 (6-2), B.Harris 7 (6-1), S.Dotson 6 (6-0), T.Williams 6 (6-0), B.Williams 5 (5-0), G.Brown 4 (3-1), S.Joyner 3 (3-0), D.Evans 3 (2-1), R.White 1 (1-0).

PLAYERS WHO HAVE PLAYED IN TWO SUPER BOWLS FOR PACKERS

H.Adderley	I, II	E.Dotson	XXXI, XXXII	T.Jervey	XXXI, XXXII	B.Skoronski	I, II
L.Aldridge	I, II	S.Dotson	XXXI, XXXII	B.Jeter	I, II	B.Starr	I, II
D.Anderson	I, II	B.Dowler	I, II	H.Jordan	I, II	A.Taylor	XXXI, XXXII
K.Bowman	I, II	D.Evans	XXXI, XXXII	R.Kostelnik	I, II	J.Thomason	XXXI, XXXII
Z.Bratkowski	I, II	B.Favre	XXXI, XXXII	J.Kramer	I, II	F.Thurston	I, II
B.Brown	I, II	M.Fleming	I, II	D.Levens	XXXI, XXXII	A.Timmerman	XXXI, XXXII
Gi.Brown	XXXI, XXXII	A.Freeman	XXXI, XXXII	B.Long	I, II	J.Weatherwax	I, II
T.Brown	I, II	G.Gillingham	I, II	M.McGee	I, II	R.White	XXXI, XXXII
L.Butler	XXXI, XXXII	F.Gregg	I, II	K.McKenzie	XXXI, XXXII	B.Wilkerson	XXXI, XXXII
L.Caffey	I, II	B.Harris	XXXI, XXXII	T.Mickens	XXXI, XXXII	G.Wilkins	XXXI, XXXII
D.Chandler	I, II	D.Hart	I, II	R.Mullen	XXXI, XXXII	B.Williams	XXXI, XXXII
M.Chmura	XXXI, XXXII	W.Henderson	XXXI, XXXII	R.Nitschke	I, II	Ty.Williams	XXXI, XXXII
T.Crutcher	I, II	C.Henrich	XXXI, XXXII	M.Prior	XXXI, XXXII	F.Winters	XXXI, XXXII
C.Dale	I, II	D.Holland	XXXI, XXXII	D.Robinson	I, II	W.Wood	I, II
W.Davis	I, II	L.Hollingquest	XXXI, XXXII	E.Robinson	XXXI, XXXII		

SUPER BOWL XLV

GREEN BAY 31, PITTSBURGH 25

Cowboys Stadium, Arlington, Texas, Sunday, Feb. 6, 2011; Attendance: 91,060; Time: 3:32; Weather: (indoors)



On the strength of a masterful passing display by quarterback Aaron Rodgers and a series of timely turnovers courtesy of an opportunistic defense, the resilient Packers laid claim to the franchise's fourth Super Bowl title in front of 91,060 fans at majestic Cowboys Stadium in Arlington, Texas. Green Bay became just the second No. 6 seed to win the Super Bowl since the league adopted a 12-team format in 1990, and capped off its string of six consecutive elimination games by again overcoming the loss of key players to injuries, just as it had throughout the 2010 season.

Offensively, the Packers opened the game in a four-wide-receiver set intent on spreading out Pittsburgh's attacking 3-4 defense and keeping its vaunted front seven off balance. After the teams traded punts early on, Rodgers led the Packers on an 80-yard scoring drive on the unit's second possession. The quarterback completed 5 of 6 attempts for 63 yards on the series, perfectly placing a 29-yard touchdown in the hands of receiver Jordy Nelson along the right sideline for the game's opening score.

And it wouldn't be long before the Packers built on their early lead.

On the first play of the Steelers' ensuing possession, defensive lineman Howard Green bull-rushed his way into the Pittsburgh pocket, batting the arm of quarterback Ben Roethlisberger, whose deep pass down the left sideline fell well short and into the arms of converging Packers safety Nick Collins at the Pittsburgh 37. After securing the interception, Collins weaved his way through would-be tacklers and went airborne at the 3, diving into the end zone to give Green Bay a commanding 14-0 lead with 3:20 remaining in the opening quarter.

After surrendering a 33-yard field goal that made the score 14-3, the Packers defense was the beneficiary of a Roethlisberger mistake on Pittsburgh's next possession when cornerback Jarrett Bush jumped in front of a crossing route intended for receiver Mike Wallace and came down with the interception at the Green Bay 47.

Despite receiving news that veteran stalwart receiver Donald Driver would not return to the game due to an ankle injury, Rodgers and the offense wasted little time taking advantage of the extra possession and the field position that accompanied it. They needed only four plays to cross

the goal line, doing so when Rodgers made another of his pinpoint throws, a 21-yard dart to wide receiver Greg Jennings over the deep middle. The quarterback's pass eluded safety Ryan Clark, who had closed tightly on the route, and made the score 21-3.

While the Driver injury was an unquestioned blow to the offense, the defense also suffered a seemingly devastating loss when cornerback Charles Woodson, a playoff captain and the team's leader throughout the postseason, sustained a broken collarbone on the second play of Pittsburgh's final drive of the first half.

Pittsburgh scored its first touchdown of the game five plays after the Woodson injury when Roethlisberger found Hines Ward in the back corner of the end zone from 8 yards out.

The Packers entered the locker room ahead, 21-10, but were forced to regroup in the face of the injuries. Having gone through the painful process of placing 15 players on injured reserve during the regular season, overcoming injuries was a familiar practice for these Packers.

That said, the Steelers built off of the momentum they carried into halftime and came out with a vengeance in the second half. Their first drive ended with an 8-yard touchdown run by Rashard Mendenhall that tightened the score to 21-17.

The Packers, meanwhile, sputtered offensively in the third quarter as Rodgers fell victim to drops and other miscues that inhibited his usual rhythm in the passing game.

With the Steelers driving deeper into Packers territory for the go-ahead score at the start of the fourth quarter, linebacker Clay Matthews made the kind of game-changing play that had defined his young career in Green Bay. On a second-down run to his side, he shot inside of a block by a tight end, and, in concert with defensive end Ryan Pickett, met Mendenhall in the backfield, jarring the ball loose. The fumble was recovered by linebacker Desmond Bishop, and momentum was shifted almost entirely back in the Packers' favor.

Eight plays later, Rodgers found Jennings for an 8-yard touchdown that again made it a two-score game, at 28-17.

Refusing to go quietly, Roethlisberger and the veteran Steelers responded immediately, putting together a seven-play drive of their own that culminated with a 25-yard touchdown pass to Wallace and a successful two-point conversion on an option pitch to wide receiver Antwan Randle El.

Leading by a narrow 28-25 margin, Rodgers and the offense took over with 7:29 remaining, looking to wind the clock down and put the game out

continued on next page



Pittsburgh Steelers

	Offense			Defense		
WR	86	H.Ward	NT	98	C.Hampton	
LT	72	J.Scott	RDE	99	B.Keisel	
LG	68	C.Kemoetau	LOLB	56	L.Woodley	
C	64	D.Legursky	LILB	51	J.Farrior	
RG	73	R.Foster	RILB	94	L.Timmons	
RT	71	F.Adams	ROLB	92	J.Harrison	
TE	83	H.Miller	LCB	20	B.McFadden	
RB	34	R.Mendenhall	FS	25	R.Clark	
QB	85	D.Johnson	SS	43	T.Polamalu	
FB	7	B.Roethlisberger	RCB	24	I.Taylor	
TE	89	M.Spaeth	CB	22	W.Gay	

Referee: Walt Anderson (66)

Green Bay Packers

	Offense			Defense		
WR	85	G.Jennings	LDE	79	R.Pickett	
LT	76	C.Clifton	NT	90	B.Raji	
LG	73	D.Colledge	RDE	95	H.Green	
C	63	S.Wells	DE	98	C.Wilson	
RG	71	J.Sitton	LOLB	52	C.Matthews	
RT	75	B.Bulaga	BLB	50	A.Hawk	
RB	44	J.Starks	MLB	55	D.Bishop	
WR	89	J.Jones	ROLB	58	F.Zombo	
QB	12	A.Rodgers	LCB	21	C.Woodson	
WR	80	D.Driver	FS	36	N.Collins	
WR	87	J.Nelson	RCB	38	T.Williams	

	1	2	3	4	Total
Pittsburgh	0	10	7	8	— 25
Green Bay	14	7	0	10	— 31

FIELD GOALS (made () & missed)	(23)
S.Suisham (33) 52WL	M.Crosby

Team	Qtr	Time	Play Description (Extra Point) (Drive Info)	Pit GB
Packers	1	3:44	J.Nelson 29 yd. pass from A.Rodgers (M.Crosby kick) (9-80, 4:33)	.0 7
Packers	1	3:20	N.Collins 37 yd. interception return (M.Crosby kick)	.0 14
Steelers	2	11:08	S.Suisham 33 yd. Field Goal (13-49, 7:12)	.3 14
Packers	2	2:24	G.Jennings 21 yd. pass from A.Rodgers (M.Crosby kick) (4-53, 2:04)	.3 21
Steelers	2	0:39	H.Ward 8 yd. pass from B.Roethlisberger (S.Suisham kick) (7-77, 1:45)	.10 21
Steelers	3	10:19	R.Mendenhall 8 yd. run (S.Suisham kick) (5-50, 2:20)	.17 21
Packers	4	11:57	G.Jennings 8 yd. pass from A.Rodgers (M.Crosby kick) (8-55, 2:53)	.17 28
Steelers	4	7:34	M.Wallace 25 yd. pass from B.Roethlisberger (A.Randle El run) (7-66, 4:23)	.25 28
Packers	4	2:07	M.Crosby 23 yd. Field Goal (10-70, 5:27)	.25 31

continued on next page



of reach. On third-and-10 from their own 25, Rodgers made one of the most memorable throws in the history of the Super Bowl. The Steelers rushed only three, but even having eight players in coverage wasn't enough to keep Rodgers from connecting with Jennings down the seam for 31 yards, just beyond the fingertips of cornerback Ike Taylor, who had excellent coverage on the play.

The drive resulted in a 23-yard Mason Crosby field goal that extended the lead to 31-25, but also gave Pittsburgh and the dangerous Roethlisberger a chance to drive for the winning score with just under two minutes remaining.

The Packers' defense stood up to the challenge though, and Roethlisberger's fourth-down pass to Wallace was broken up by cornerback Tramon Williams.

After two kneel-downs by Rodgers, confetti showered the field and the Packers were champions of pro football for a record 13th time. League commissioner Roger Goodell and guest presenter Roger Staubach handed the Vince Lombardi Trophy to Packers President/CEO Mark Murphy, General Manager Ted Thompson and Head Coach Mike McCarthy on a celebratory platform at midfield.

Rodgers was awarded game most valuable player honors after completing 24-of-39 attempts for 304 yards and three touchdowns. He became just the fourth quarterback ever to throw for 300 yards and three TDs in a Super Bowl.

	Steelers	Packers
TOTAL FIRST DOWNS	19	15
By Rushing	8	4
By Passing	11	11
By Penalty	0	0
THIRD-DOWN EFFICIENCY	7-13-54%	6-13-46%
FOURTH-DOWN EFFICIENCY	0-1-0%	0-0-0%
TOTAL NET YARDS	387	338
Total Offensive Plays	64	55
Average gain per offensive play	6.0	6.1
NET YARDS RUSHING	126	50
Total Rushing Plays	23	13
Average gain per rushing play	5.5	3.8
NET YARDS PASSING	261	288
Times thrown-yards lost att. to pass	1-2	3-16
Gross yards passing	263	304
PASS ATT-COMP-INT	40-25-2	39-24-0
Average gain per pass play	6.4	6.9
PUNTS Number and Average	3-51.0	6-40.5
TOTAL RETURN YARDS (not inc. kickoffs)	5	38
No. and Yards Punt Returns	4-5	1-0
No. and Yards Kickoff Returns	6-111	3-63
No. and Yards Interception Returns	0-0	2-38
PENALTIES Number and Yards	6-55	7-67
FUMBLES Number and Lost	1-1	1-0
EXTRA POINTS Made-Attempts	3-3	4-4
Kicking Made-Attempts	2-2	4-4
Rushing Made-Attempts	1-1	0-0
FIELD GOALS Made-Attempts	1-2	1-1
RED-ZONE EFFICIENCY	2-3-67%	1-2-50%
GOAL-TO-GO EFFICIENCY	2-2-100%	1-2-50%
SAFETIES	0	0
FINAL SCORE	25	31
TIME OF POSSESSION	33:25	26:35

Packers Tackle Leaders: C.Ceprah 10 (9-1), D.Bishop 8 (6-2), T.Williams 6 (3-3), F.Zombo 5 (5-0), A.Hawk 5 (2-3), N.Collins 4 (4-0), C.Matthews 3 (3-0), J.Bush 3 (2-1), C.Woodson 3 (2-1), R.Pickett 2 (2-0), S.Shields 2 (2-0), P.Lee 1 (1-0).

Pittsburgh Steelers							Green Bay Packers						
Rushing	Att	Yd	Avg	Lg	TD		Rushing	Att	Yd	Avg	Lg	TD	
R.Mendenhall	14	63	4.5	17	1		J.Starks	11	52	4.7	14	0	
B.Roethlisberger	4	31	7.8	18	0		A.Rodgers	2	-2	-1.0	-1	0	
I.Redman	2	19	9.5	16	0								
M.Moore	3	13	4.3	7	0								
Total	23	126	5.5	18	1		Total	13	50	3.8	14	0	
Passing	Att	Cm	Yds	TD	Lg	In	Passing	Att	Cm	Yds	TD	Lg	In
B.Roeth.	40	25	263	2	37	2	A.Rodgers	39	24	304	3	38	0
Total	40	25	263	2	37	2	Total	39	24	304	3	38	0
Receiving	No	Yd	Avg	Lg	TD		Receiving	No	Yd	Avg	Lg	TD	
M.Wallace	9	89	9.9	25	1		J.Nelson	9	140	15.6	38	1	
H.Ward	7	78	11.1	17	1		J.Jones	5	50	10.0	21	0	
A.Randle El	2	50	25.0	37	0		G.Jennings	4	64	16.0	31	2	
E.Sanders	2	17	8.5	13	0		D.Driver	2	28	14.0	24	0	
H.Miller	2	12	6.0	15	0		B.Jackson	1	14	14.0	14	0	
M.Spaeth	1	9	9.0	9	0		A.Quarless	1	5	5.0	5	0	
R.Mendenhall	1	7	7.0	7	0		K.Hall	1	2	2.0	2	0	
A.Brown	1	1	1.0	1	0		T.Crabtree	1	1	1.0	1	0	
Total	25	263	10.5	37	2		Total	24	304	12.7	38	3	
Intercept.	No	Yd	Avg	Lg	TD		Intercept.	No	Yd	Avg	Lg	TD	
							N.Collins	1	37	37.0	37	1	
							J.Bush	1	1	1.0	1	0	
							Total	2	38	19.0	37	1	
P>Returns	No	Yd	Avg	FC	Lg	TD	P>Returns	No	Yd	Avg	FC	Lg	TD
A.Brown	4	5	1.3	0	2	0	T.Williams	1	0	0.0	0	0	0
A.Randle El	0	0	0.0	0	0	0	(downed)	1	0	0.0	0	0	0
(t'back)	1	0	0.0	0	0	0	(t'back)	1	0	0.0	0	0	0
Total	4	5	1.3	1	2	0	Total	1	0	0.0	0	0	0
K>Returns	No	Yd	Avg	Lg	TD		K>Returns	No	Yd	Avg	Lg	TD	
A.Brown	4	88	22.0	38	0		P.Lee	2	44	22.0	28	0	
I.Redman	1	12	12.0	12	0		J.Nelson	1	19	19.0	19	0	
M.Moore	1	11	11.0	11	0		(t'back)	2	0	0.0	0	0	
Total	6	111	18.5	38	0		Total	3	63	21.0	28	0	



Sacks: Steelers: J.Harrison 1, E.Hood 1, L.Woodley 1. Packers: F.Zombo 1.

INTERCEPTION RETURNS A WINNING FORMULA IN THE SUPER BOWL

After Packers safety Nick Collins intercepted Steelers QB Ben Roethlisberger at Pittsburgh's 37-yard line in front of the Steelers' bench late in the first quarter of Super Bowl XLV, he embarked on a return that would significantly turn the momentum in Green Bay's favor. Collins weaved his way through a host of Steelers on his way to the end zone, going aerial at the 3-yard line and across the goal line to put the Packers ahead by a commanding 14-0 margin early in the game.

Green Bay went on to defeat Pittsburgh, 31-25, for what was the fourth Super Bowl title in the illustrious history of the franchise. Collins became the second Packer and 12th overall player in league history to return an interception for a touchdown in the Super Bowl.

Interestingly, in what is a testament to the evolution of the passing game, there were only four interception touchdowns in the first 20 Super Bowls, and after a 14-year drought, there have been 11 in the last 24 world championship contests. Teams who are the beneficiary of such critical plays are 12-1 in the big game. A closer look at the 15 interception returns for touchdowns and the results of those games:

Player	Team	Opp	SB	Ret.	Yds	Result	Player	Team	Opp	SB	Ret.	Yds	Result
Herb Adderley	GB	Oak.	II	60	W, 33-14	Dwight Smith	TB	Oak.	XXXVII	50	W, 48-21		
Willie Brown	Oak.	Min.	XI	75	W, 32-14	Kelvin Hayden	Ind.	ChiB	XLI	56	W, 29-17		
Jack Squirek	LARd	Was.	XXVII	5	W, 38-9	James Harrison	Pit.	Ari.	XLIII	100	W, 27-23		
Reggie Phillips	ChiB	NE	XX	28	W, 46-10	Tracy Porter	NO	Ind.	XLIV	74	W, 31-17		
Duane Starks	BalR	NYG	XXXV	49	W, 34-7	Nick Collins	GB	Pit.	XLV	37	W, 31-25		
Ty Law	NE	SILR	XXXVI	47	W, 20-17	Malcolm Smith	Sea.	Den.	XLVIII	69	W, 43-8		
Dwight Smith	TB	Oak.	XXXVII	44	W, 48-21	Robert Alford	Atl.	NE	LII	82	L, 34-28		
Derrick Brooks	TB	Oak.	XXXVII	44	W, 48-21								

GREEN BAY PACKERS SUPER BOWL RINGS

First played Jan. 15, 1967, at the Los Angeles Coliseum, the Super Bowl was initiated to match the champions of the then-rival American Football League and National Football League. With a dominating defeat of their counterpart, the AFL's Kansas City Chiefs, by a score of 35-10 in Super Bowl I, the Packers laid the foundation for what would become a tradition of Super Bowl success. Just a year later in Super Bowl II, the Packers emerged with an equally impressive 33-14 conquest of the AFL's Oakland Raiders. Twenty-nine years later, Green Bay made its long-awaited return, appearing in Super Bowl XXXI and beating the New England Patriots, 35-21, making the franchise a perfect three-for-three in the renowned title game. Similar to their first tour in the late 1960's, the Packers returned to the championship game the following year, but suffered defeat at the hands of the Denver Broncos in Super Bowl XXXII.

Ending a hiatus that lasted 13 years, the 2010 Packers fought their way to North Texas for a Super Bowl XLV showdown with the Pittsburgh Steelers. The Packers prevailed, 31-25, in that contest, returning the famed Vince Lombardi Trophy to its rightful home in Green Bay.

In commemoration of those triumphs, each time the Packers went through the process of developing and purchasing a unique, customized ring honoring those within the organization who had contributed to the team's ultimate success.



SUPER BOWL I CHAMPIONSHIP RING


Designers: Vince Lombardi, the team's head coach; Bob Skoronski, the team's starting left tackle and at the time a part-time Jostens sales representative during the off-season; and Ken Westland, a representative of the Jostens Corporation

Features: On one side is the NFL logo and shield; above the shield is a ribbon with the scores from the Packers' NFL Championship and Super Bowl victories, the first one reading "Green Bay 34, Dallas 27" in the upper left and the second one "Green Bay 35, Kansas City 10" in the upper right; below the shield is a crown with the three-word inscription "Harmony, Courage, Valor"; on the other side is a ribbon for the person's name, a Green Bay Packers helmet and a football. The top of the ring has "WORLD CHAMPIONS" spanning the upper and "GREEN BAY PACKERS" spanning the lower with the words broken up by a "19" on the left and "66" on the right. Within the white gold insert in the center on the top is a 1.00 point full-cut brilliant diamond. As an interesting anecdote, it is said that the specific nature of the diamond being exactly 1.00 pt. stems from the extremely precise, detail-oriented head coach, Vince Lombardi. Full-cut brilliant diamonds can range in size from .93-1.07 points, but according to those involved with the design, Lombardi demanded that the diamonds all be exactly 1.00 pt. The Packers produced approximately 45 of these rings for players, coaches and select staff members.

SUPER BOWL II CHAMPIONSHIP RING

Designers: Lombardi, Skoronski and Westland

Features: On one side of the ring is a shield that holds within it a Green Bay Packers helmet and two crowns, one



SUPER BOWL XXXI CHAMPIONSHIP RING

Designers: Packers President and CEO Bob Harlan, General Manager Ron Wolf, and Head Coach Mike Holmgren teamed with the organization's seven-member executive committee and worked in concert with Jostens representatives Gary Rotherham, John Scarpellini and Charlie Anderson, a championship ring artist, to develop the idea.

Features: The center-top of the ring boasts a raised "G" on a background of diamonds with the words "World Champions" surrounding the logo. One shank (side) features the word "Packers" over the year "1996" above the word "Tradition," while the other shank includes the recipient's name, the Packers logo on a helmet, the team's 1996-97 record (16-3) and the recipient's number or position with the team. The ring contains 115 diamonds totaling 235 points, or 2.35 karats. In a true testament to the expansion of not only the league's roster limits, but also the front office and board of directors, the team produced 165 of the actual championship rings.

In addition to the rings themselves, Jostens designed several different sketches for the Packers, including a



honoring the 1966 championship and then another for the 1967 championship. Above the shield are banners commemorating all of the titles that had been won under then-head coach Lombardi: 1961, 1962, 1965, 1966 and 1967. Above those banners is a ribbon similar to the one from the previous year, featuring the scores of the Packers' two victorious championship games that closed out the season. The first is "Green Bay 21, Dallas 17," in remembrance of the historic NFL Championship Game known forever as "The Ice Bowl," and the second reads "Green Bay 33, Oakland 14," from Super Bowl II. Below the shield reads the word "Challenge." The other side of the ring features a ribbon with the person's name, and a large crown that has "NFL" inscribed on one side and "AFL" on the other with the crown sitting on top of the globe to signify the world championships. Below the globe is the inscription "Run to Win." The Packers produced approximately 45 of these rings for players, coaches and select staff members.

several different sketches for the Packers, including a women's ring for female staff and coaches' and players' wives. Each married player and coach received a women's ring for his spouse and any single players or coaches received a yellow "G" pendant with 87.5 points of diamonds in it.

SUPER BOWL XLV CHAMPIONSHIP RING

Designers: An organization-led committee featuring Packers President and CEO Mark Murphy, Executive Vice President and General Manager Ted Thompson, and Head Coach Mike McCarthy, along with Vice President of Football Administration Russ Ball and Vice President of Sales and Marketing Tim Connolly. The committee sought input from veteran players and then initiated the process once again with Jostens, producers of all four of the Packers' Super Bowl rings.



Features: As part of a recurring motif evident in several facets of the modern-day Packers franchise, the Super Bowl XLV championship ring matches first-rate quality with a thoughtful tribute to the organization's rich history and tradition. Presented to players, coaches and members of the

organization at a ceremony inside the Lambeau Field Atrium in June 2011, the diamond-studded platinum ring celebrates both the memorable journey and victory in the franchise's fifth Super Bowl appearance, and also some of the historical elements that make the Packers one of the NFL's oldest and most storied teams.

Similar to the XXXI ring, the crest features a raised "G" logo, this time cast in 18-karat yellow gold and set atop a green stone tablet. The theme of paying homage to history is seen front and center as the "G" features 13 diamonds commemorating the team's record 13 world championships. Additionally, the crest is cornered on each end by four marquise-cut diamonds in the shape of footballs, representative of the four Super Bowl wins. Comprising the remaining face of the crest are 92 diamonds, recognizing the 92-year history of the organization.

On one shoulder, the player's last name is emblazoned above a replica engraving of Lambeau Field, beneath which is their jersey number with a circle around it. The encircled number is a tribute to the front of the uniform worn by the 1929 team, winners of the first world championship in franchise history.



The opposite shoulder is topped by the spelled-out "PACKERS" logo above the Vince Lombardi Trophy, named, of course, in honor of the organization's legendary head coach. The coach's name is featured much as it is on the actual trophy, above the NFL shield, along with the letters "XLV."

The inside of the band features two separate inscriptions that make the piece unique.

The first is a listing of scores from the four playoff wins with accompanying logos of the defeated opponents. The first three wins came on the road, as the Packers became just the third team in league history to accomplish the feat and just the second No. 6 seed to win the Super Bowl.



The other inscription commemorates the speech given to the team by veteran cornerback Charles Woodson in the locker room following the NFC Championship Game victory over the Chicago Bears at Soldier Field. In the speech, Woodson, with one finger raised, encouraged his teammates to wholly unify for the coming two weeks that would lead

them into Super Bowl XLV. His speech, and the major themes referenced within it, have been immortalized inside the ring with a large number "1" and the words "Mind, Goal, Purpose and Heart" listed vertically next to the number.

The rings were weighed at a reported 116 grams and feature diamonds totaling 3.35 carats.

WOODSON GIVES "ONE" SPEECH FOR ALL TIME

The 2010 Packers became just the third team in NFL history to win three consecutive road playoff games, earning entry into Super Bowl XLV. A team that placed 15 players on injured reserve during the regular season, they continued to defy the odds throughout the playoffs, en route to becoming just the second No. 6 seed ever to win the Super Bowl.

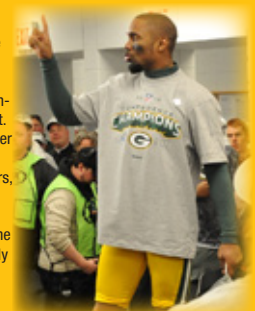
Late in the season and during the playoffs, cornerback Charles Woodson became the team's emotional leader by virtue of his customary excellent performance on the field and his steady guidance off of it. Following the Packers' 21-14 triumph over the Chicago Bears in the NFC Championship Game at Soldier Field, Woodson took to a celebratory platform in the locker room after the team's postgame prayer.

A 13-year veteran who had suffered defeat in Super Bowl XXXVII as a member of the Oakland Raiders, Woodson seized the opportunity to set the agenda for the two weeks that would precede Green Bay's matchup with the Pittsburgh Steelers at Cowboys Stadium in North Texas.

Additionally, Woodson learned before the game that President Barack Obama had said publicly that he would attend the Super Bowl if the Bears were to advance. Knowing that the Super Bowl victor typically travels to the White House following the season, he was able to integrate that theme as well.

What followed is a speech that will forever exist in team lore and was eventually commemorated on the inner band of the team's Super Bowl championship rings:

"I want y'all to think about one thing ... one ... For two weeks, think about one. Let's be one mind, let's be one heartbeat, for one purpose, one goal, for one more game ... one. Let's get it ... And check this, if the President doesn't want to come watch us in the Super Bowl ... Guess what? We'll go see him! Let's get a 'White House' on three ... One-Two-Three [collectively] 'WHITE HOUSE!'"



GREEN BAY'S 63 POSTSEASON GAMES

Overall: 37-26	Home: 20-7 (Green Bay: 18-7; Milwaukee: 2-0)	Away: 12-18	Neutral: 5-1
Date	Playoff	Opponent	Res Score Attend
Dec. 13, 1936	1936 NFL Championship	Boston Redskins (@ New York)	W 21-6 29,545
Dec. 11, 1938	1938 NFL Championship	at New York Giants	L 17-23 48,120
Dec. 10, 1939	1939 NFL Championship	New York Giants (@ Milwaukee)	W 27-0 32,279
Dec. 14, 1941	1941 Western Division Playoff	at Chicago Bears	L 14-33 43,425
Dec. 17, 1944	1944 NFL Championship	at New York Giants	W 14-37 46,016
Dec. 26, 1960	1960 NFL Championship	at Philadelphia Eagles	L 13-17 67,325
Dec. 31, 1961	1961 NFL Championship	New York Giants	W 37-0 39,029
Dec. 30, 1962	1962 NFL Championship	at New York Giants	W 16-7 64,892
Dec. 26, 1965	1965 Western Conf. Championship	Baltimore Colts	W 13-10 (ot) 50,484
Jan. 2, 1966	1965 NFL Championship	Cleveland Browns	W 23-12 50,777
Jan. 1, 1967	1966 NFL Championship	at Dallas Cowboys	W 34-27 74,152
Jan. 15, 1967	Super Bowl I (AFL-NFL World Champ.)	Kansas City Chiefs (@ Los Angeles)	W 35-10 61,946
Dec. 23, 1967	1967 Western Conf. Championship	Los Angeles Rams (@ Milwaukee)	W 28-7 49,861
Dec. 31, 1967	1967 NFL Championship	Dallas Cowboys	W 21-17 50,861
Jan. 14, 1968	Super Bowl II (AFL-NFL World Champ.)	Oakland Raiders (@ Miami)	W 33-14 75,546
Dec. 24, 1972	1972 NFC Divisional Playoff	at Washington Redskins	L 3-16 53,140
Jan. 8, 1983	1982 NFC First-Round Playoff	St. Louis Cardinals	W 41-16 54,282
Jan. 16, 1983	1982 NFC Second-Round Playoff	at Dallas Cowboys	L 26-37 63,972
Jan. 8, 1994	1993 NFC Wild Card Playoff	at Detroit Lions	W 28-24 68,479
Jan. 16, 1994	1993 NFC Divisional Playoff	at Dallas Cowboys	L 17-27 64,790
Dec. 31, 1994	1994 NFC Wild Card Playoff	Detroit Lions	W 16-12 58,125
Jan. 8, 1995	1994 NFC Divisional Playoff	at Dallas Cowboys	L 9-35 64,745
Dec. 31, 1995	1995 NFC Wild Card Playoff	Atlanta Falcons	W 37-20 60,453
Jan. 6, 1996	1995 NFC Divisional Playoff	at San Francisco 49ers	W 27-17 69,311
Jan. 14, 1996	1995 NFC Championship	at Dallas Cowboys	L 27-38 65,135
Jan. 4, 1997	1996 NFC Divisional Playoff	San Francisco 49ers	W 35-14 60,787
Jan. 12, 1997	1996 NFC Championship	Carolina Panthers	W 30-13 60,216
Jan. 26, 1997	Super Bowl XXXI ('96 season)	New England Patriots (@ New Orleans)	W 35-21 72,031
Jan. 4, 1998	1997 NFC Divisional Playoff	Tampa Bay Buccaneers	W 21-7 60,327
Jan. 11, 1998	1997 NFC Championship	at San Francisco 49ers	W 23-10 68,987
Jan. 25, 1998	Super Bowl XXII ('97 season)	Denver Broncos (@ San Diego)	L 24-31 68,912
Jan. 3, 1999	1998 NFC Wild Card Playoff	at San Francisco 49ers	L 27-30 66,506
Jan. 13, 2002	2001 NFC Wild Card Playoff	San Francisco 49ers	W 25-15 59,825
Jan. 20, 2002	2001 NFC Divisional Playoff	at St. Louis Rams	L 17-45 66,338
Jan. 4, 2003	2002 NFC Wild Card Playoff	Atlanta Falcons	L 7-27 65,358
Jan. 4, 2004	2003 NFC Wild Card Playoff	Seattle Seahawks	W 33-27 (ot) 71,457
Jan. 11, 2004	2003 NFC Divisional Playoff	at Philadelphia Eagles	L 17-20 (ot) 67,707
Jan. 9, 2005	2004 NFC Wild Card Playoff	Minnesota Vikings	L 17-31 71,075
Jan. 12, 2008	2007 NFC Divisional Playoff	Seattle Seahawks	W 42-20 72,168
Jan. 20, 2008	2007 NFC Championship	New York Giants	L 20-23 (ot) 72,740
Jan. 10, 2010	2009 NFC Wild Card Playoff	at Arizona Cardinals	L 45-51 (ot) 61,926
Jan. 9, 2011	2010 NFC Wild Card Playoff	at Philadelphia Eagles	W 21-16 69,144
Jan. 15, 2011	2010 NFC Divisional Playoff	at Atlanta Falcons	W 48-21 69,210
Jan. 23, 2011	2010 NFC Championship	at Chicago Bears	W 21-14 62,377
Feb. 6, 2011	Super Bowl XLV ('10 season)	Pittsburgh Steelers (@ North Texas)	W 31-25 91,060
Jan. 15, 2012	2011 NFC Divisional Playoff	New York Giants	L 20-37 72,080
Jan. 5, 2013	2012 NFC Wild Card Playoff	Minnesota Vikings	W 24-10 71,548
Jan. 12, 2013	2012 NFC Divisional Playoff	at San Francisco 49ers	L 31-45 69,732
Jan. 5, 2014	2013 NFC Wild Card Playoff	San Francisco 49ers	L 20-23 77,525
Jan. 11, 2015	2014 NFC Divisional Playoff	Dallas Cowboys	W 26-21 79,704
Jan. 18, 2015	2014 NFC Championship	at Seattle Seahawks	L 22-28 (ot) 68,538
Jan. 10, 2016	2015 NFC Wild Card Playoff	at Washington Redskins	W 35-18 81,367
Jan. 16, 2016	2015 NFC Divisional Playoff	at Arizona Cardinals	L 20-26 (ot) 65,089
Jan. 8, 2017	2016 NFC Wild Card Playoff	New York Giants	W 38-13 77,549
Jan. 15, 2017	2016 NFC Divisional Playoff	at Dallas Cowboys	W 34-31 93,396
Jan. 22, 2017	2016 NFC Championship	at Atlanta Falcons	L 21-44 71,127
Jan. 12, 2020	2019 NFC Divisional Playoff	Seattle Seahawks	W 28-23 78,998
Jan. 19, 2020	2019 NFC Championship	at San Francisco 49ers	L 20-37 72,211
Jan. 16, 2021	2020 NFC Divisional Playoff	Los Angeles Rams	W 32-18 7,439
Jan. 24, 2021	2020 NFC Championship	Tampa Bay Buccaneers	L 26-31 7,772
Jan. 22, 2022	2021 NFC Divisional Playoff	San Francisco 49ers	L 10-13 79,132
Jan. 14, 2024	2023 NFC Wild Card Playoff	at Dallas Cowboys	W 48-32 93,799
Jan. 20, 2024	2023 NFC Divisional Playoff	at San Francisco 49ers	L 21-24 71,824

PACKERS NFL TITLE
GAMES & PLAYOFFS

COMMUNITY

ADMIN. &
COACHES

VETERANS

DRAFT &
FREE AGENTS

2024
REVIEW

PLAYOFF
HISTORY


LAMBEAU
FIELD

MISC.



1936 World Champions

Front (L-R): Tony Paulekas, Tiny Engebretsen, Lon Evans, Ade Schwammel, Champ Seibold, Frank Butler, George Sauer, Cal Clemens, Buckets Goldberg. **Middle Row:** Head Coach Curly Lambeau, Bernie Scherer, Hank Bruder, Lou Gordon, George Svendsen, Walt Kiestling, Johnny Blood, Ernie Smith, Chester Johnston, Assistant Coach Red Smith. **Back Row:** Joe Laws, Arnie Herber, Herm Schneidman, Russ Letlow, Wayland Becker, Paul Miller, Clarke Hinkle, Don Hutson, Milt Gantenbein, Bobby Monnett



PACKERS 21, BOSTON REDSKINS 6

1936 NFL Championship
Dec. 13 at Polo Grounds, New York

Although New York was not represented in the title playoff, the game was played at the Polo Grounds because George Preston Marshall, upset with Boston support, was shifting his franchise to Washington, D.C. In front of 29,545, Don Hutson caught a 48-yard touchdown pass from Arnie Herber in the first three minutes, and the Packers never trailed.

Green Bay's two second-half scores were set up, respectively, by a 52-yard pass from Herber to Johnny "Blood" McNally and when Lon Evans blocked a punt.

Packers	7	0	7	7	—	21
Boston	0	6	0	0	—	6

GB — Hutson 48 pass from Herber (Smith kick)
 Bos — Rentner 2 run (kick failed)
 GB — Gantenbein 8 pass from Herber (Smith kick)
 GB — Monnett 2 run (Engebretsen kick)



N.Y. GIANTS 23, PACKERS 17

1938 NFL Championship
Dec. 11 at Polo Grounds, New York

The Packers overcame an early 9-0 deficit, spanned by two blocked punts deep in their territory, but could not hold off the Giants in the second half. Early in the second quarter, Green Bay began to close in when Arnie Herber capitalized on a Paul "Tiny" Engebretsen interception by lofting a 40-yard touchdown strike to Carl Mulleneaux, cutting the Giants' margin to 9-7.

But the Giants converted a midfield fumble by Packers fullback Eddie Jankowski into a 16-7 lead. Green Bay trimmed the margin to two points before the half, when Clarke Hinkle crashed over from the 6-inch line following a 66-yard Cecil Isbell pass to Wayland Becker.

During the opening minutes of the second half, the Packers took their only lead, when an Engebretsen field goal presented them with a 17-16 edge. The Giants, however, stormed back with a 61-yard scoring drive, capped by a 23-yard pass from Ed Danowski to Hank Soar. Soar fought his way over the goal line from the 2, with Hinkle clinging to one leg, for what proved to be the winning touchdown. A (then) playoff-record 48,120 sat in on the proceedings.

Packers	0	14	3	0	—	17
New York	9	7	7	0	—	23

NY — FG Cuff 14
 NY — Leemans 6 run (kick failed)
 GB — C.Mulleneaux 40 pass from Herber (Engebretsen kick)
 NY — Barnard 21 pass from Danowski (Cuff kick)
 GB — Hinkle 1 run (Engebretsen kick)
 GB — FG Engebretsen 15
 NY — Soar 23 pass from Danowski (Cuff kick)



PACKERS 27, N.Y. GIANTS 0

1939 NFL Championship
Dec. 10 at State Fair Park, Milwaukee

The Packers gained long-awaited national respect with the first shutout in an NFL title game, 27-0. Despite bitter 35-mph winds, both Arnie Herber and Cecil Isbell passed for touchdowns in securing the team's fifth world championship before 32,279 fans.

Green Bay mounted a 7-0 halftime lead, by dint of a Herber scoring strike to Milt Gantenbein, as the Giants missed on three field goal attempts.

The Packers pulled away in the third quarter on a 29-yard field goal by Paul "Tiny" Engebretsen, and a 31-yard TD pass from Isbell to Joe Laws, set up by Laws' 30-yard punt return. The Packers added 10 more points in the fourth quarter on a 42-yard field goal by Ernie Smith and a short scoring run by fullback Eddie Jankowski. Green Bay intercepted the Giants six times and held them to only 164 total yards.

New York	0	0	0	0	—	0
Packers	7	0	10	10	—	27

GB — Gantenbein 7 pass from Herber (Engebretsen kick)
 GB — FG Engebretsen 29
 GB — Laws 31 pass from Isbell (Engebretsen kick)
 GB — FG Smith 42
 GB — Jankowski 1 run (E.Smith kick)



CHICAGO BEARS 33, PACKERS 14

1941 Western Division Playoff
Dec. 14 at Wrigley Field, Chicago

In a playoff contest necessitated when the two teams finished the year 10-1, each having given the other its lone loss, the Packers fell victim to Chicago's offensive trio of George McAfee, Norm Standlee and Hugh Gallarneau in the 16-degree cold at Wrigley Field.

After the Bears fumbled the opening kickoff, Green Bay grabbed an early 7-0 lead on Clarke Hinkle's 1-yard plunge. But Gallarneau's touchdown on an 81-yard punt return narrowed the gap to 7-6, before Chicago exploded for 24 second-quarter points to essentially settle the issue. The Bears rushed for 277 yards, including McAfee's (then) team-record 119 yards. Standlee ran for 79 and added two touchdowns.

The Bears also held Green Bay's prolific end, Don Hutson, to only one catch for 19 yards.

Packers	7	0	7	0	—	14
Chicago	6	24	0	3	—	33

GB — Hinkle 1 run (Hutson kick)
 Chi — Gallarneau 81 punt return (kick blocked)
 Chi — FG Snyder 24
 Chi — Standlee 3 run (Stydahar kick)
 Chi — Standlee 2 run (Stydahar kick)
 Chi — Swisher 9 run (Stydahar kick)
 GB — Van Every 10 pass from Isbell (Hutson kick)
 Chi — FG Snyder 26



PACKERS 14, N.Y. GIANTS 7

1944 NFL Championship
Dec. 17 at Polo Grounds, New York

With peerless pass-catcher Don Hutson employed primarily as a decoy, fullback Ted Fritsch emerged as the offensive hero in the Packers' sixth world title victory.

Fritsch scored both Green Bay touchdowns, a 1-yard run on fourth-and-goal, and a 28-yard pass-and-run collaboration with Irv Comp in the second. Meanwhile, Ward Cuff scored the Giants' touchdown with a 1-yard plunge on the initial play of the fourth quarter, a drive which saw New York advance past its own 35-yard line for the first time in the game. Joe Laws, the Packers' veteran, 34-year-old all-purpose halfback, set a (then) playoff record with three interceptions, and rushed for 74 yards on 13 carries.

Packers	0	14	0	0	—	14
New York	0	0	0	7	—	7

GB — Fritsch 1 run (Hutson kick)
 GB — Fritsch 28 pass from Comp (Hutson kick)
 NY — Cuff 1 run (Strong kick)



PHILADELPHIA 17, PACKERS 13

1960 NFL Championship
Dec. 26 at Franklin Field, Philadelphia

The Packers couldn't hold a 13-10 fourth-quarter lead, yielding a late surge to the Eagles, who scored the deciding points on a 5-yard burst by Ted Dean.

Green Bay had stopped Philadelphia at its own 4 late in the third quarter, then recaptured the lead on a 7-yard TD pass from Bart Starr to Max McGee. But on the ensuing kickoff, Dean's 58-yard return ignited the Eagles, and led to his game-winning touchdown with 5:21 remaining. Green Bay made a last-ditch effort, driving to the Eagles' 22, but on its final play, Philadelphia's Chuck Bednarik stopped Jim Taylor at the 8 as time expired.

The contest marked the Packers' first title game appearance in 16 years. It would also mark Vince Lombardi's only playoff loss.

Packers	3	3	0	7	—	13
Philadelphia	0	10	0	7	—	17

GB — FG Hornung 20
 GB — FG Hornung 23
 Phi — McDonald 35 pass from Van Brocklin (Walston kick)
 Phi — FG Walston 15
 GB — McGee 7 pass from Starr (Hornung kick)
 Phi — Dean 5 run (Walston kick)



PACKERS 37, N.Y. GIANTS 0

1961 NFL Championship
Dec. 31 at *City Stadium, Green Bay*

Paul Hornung, on leave from the Army, tied a (then) playoff record with 19 points, keying the Packers' rout of the Giants in the first title game ever played in Green Bay.

A (then) team-record 39,029 watched the Green and Gold erupt for 24 points in the second quarter. In all, the Packers scored seven times against the NFL's top defensive team, amassing four touchdowns and three field goals. The defense, meanwhile, proved a devastating complement, intercepting four passes and recovering one fumble, while limiting New York to six first downs and 130 total yards.

Two interceptions, by Ray Nitschke and Hank Gremminger, set up the team's second and third touchdowns, while the fumble recovery (by Forrest Gregg) led to Hornung's second field goal. Hornung's final FG came after Jesse Whittenton's interception.

^{*}renamed Lambeau Field in 1965

New York	0	0	0	0	—	0
Packers	0	24	10	3	—	37
GB	—	Hornung 6 run (Hornung kick)					
GB	—	Dowler 13 pass from Starr (Hornung kick)					
GB	—	R.Kramer 14 pass from Starr (Hornung kick)					
GB	—	FG Hornung 17					
GB	—	FG Hornung 22					
GB	—	R.Kramer 13 pass from Starr (Hornung kick)					
GB	—	FG Hornung 19					



PACKERS 16, N.Y. GIANTS 7

1962 NFL Championship
Dec. 30 at *Yankee Stadium, New York*

In a raw, cyclonic setting (13-degree temperatures and 40-mile-per-hour winds), the Packers led the entire game, a primitive, hand-to-hand struggle. Ray Nitschke, the game's eventual MVP, proved the principal frustration to New York, seeking redemption for a shutout humiliation in the '61 title game. Early in the contest, Nitschke deflected a Giants pass, triggering an interception that

blunted the drive at the Green Bay 10. The linebacker also recovered two fumbles, one that led to the Packers' only touchdown, and another that set up a 29-yard field goal by Jerry Kramer, whose trio of three-pointers provided the eventual margin.

The Giants' only TD came after blocking a Max McGee punt in the Green Bay end zone, midway through the third quarter.

A battered Jim Taylor, engaged in a fierce battle with New York's Sam Huff, set a franchise playoff record with 31 rushing attempts, good for 85 yards.

Packers	3	7	3	3	—	16
New York	0	0	7	0	—	7
GB	—	FG J.Kramer 26					
GB	—	Taylor 7 run (J.Kramer kick)					
NY	—	Collier blocked punt recovery in end zone (Chandler kick)					
GB	—	FG J.Kramer 29					
GB	—	FG J.Kramer 30					



PACKERS 13, BALTIMORE 10 (OT)

1965 Western Conference Championship
Dec. 26 at *Lambeau Field, Green Bay*

Don Chandler's game-winning field goal, at 13:39 of sudden death, ended the Packers' first-ever overtime game, and their only such playoff contest until 2003. His 25-yard kick sent Green Bay to the NFL Championship Game, after both the Colts and Packers ended the regular season 10-3-1.

Chandler's first field goal, a game-tying 22-yarder with 1:58 left in regulation, remains controversial. Baltimore loyalists, led by coach Don Shula, claimed it sailed wide right. The kick, which flew high above the upright, actually triggered the league to extend the goal posts' height for the following season.

The Colts, playing without starting quarterback Johnny Unitas (knee) and his backup Gary Cuozzo (dislocated shoulder), used half-back Tom Matte as a fill-in. Matte completed only five passes, but did gain 57 yards rushing.

Baltimore held a 10-0 halftime lead, scoring 21 seconds into the

game when linebacker Don Shinnick returned a Bill Anderson fumble 25 yards for a touchdown. Bart Starr, in pursuit, injured his ribs on the play, Green Bay's first from scrimmage.

Zeke Bratkowski replaced Starr for the balance of the afternoon, completing 22 of 39 passes for 248 yards. The Packers moved to within 10-7 in the third quarter when Paul Hornung scored on a 1-yard run, setting the stage for Chandler's heroics.

Baltimore	7	3	0	0	—	10
Packers	0	0	7	3	—	13
Bal	—	Shinnick 25 fumble return (Michaels kick)					
Bal	—	FG Michaels 15					
GB	—	Hornung 1 run (Chandler kick)					
GB	—	FG Chandler 22					
GB	—	FG Chandler 25					



PACKERS 23, CLEVELAND 12

1965 NFL Championship
Jan. 2, 1966, at *Lambeau Field, Green Bay*

After four inches of snow softened the Lambeau surface, the Packers used their running game to rally past Cleveland, and a crowd of 50,777 celebrated the team's third championship in five years.

Paul Hornung (18-105) and Jim Taylor (27-96) amassed 201 yards rushing, helping the

Packers overcome an early 9-7 deficit.

Packers defenders, meanwhile, allowed only 50 yards to Cleveland's Jim Brown, the league's leading rusher with 1,544 yards during the year.

In the third quarter, Bart Starr finally settled the see-saw battle, escorting the Packers on a 90-yard, 11-play drive, ending when Hornung scored on a 13-yard sweep around the Browns' right perimeter. Kickers Don Chandler and Lou Groza booted five total field goals.

Cleveland	9	3	0	0	—	12
Packers	7	6	7	3	—	23
GB	—	Dale 47 pass from Starr (Chandler kick)					
Cle	—	Collins 17 pass from Ryan (kick failed)					
Cle	—	FG Groza 24					
GB	—	FG Chandler 15					
GB	—	FG Chandler 23					
Cle	—	FG Groza 28					
GB	—	Hornung 13 run (Chandler kick)					
GB	—	FG Chandler 29					



PACKERS 34, DALLAS 27

1966 NFL Championship
Jan. 1, 1967, at *Cotton Bowl, Dallas*

Bart Starr, in one of his finest hours, threw four touchdowns, and Tom Brown thwarted a last-minute Cowboys bid, leading Green Bay to its second straight title and fourth in six years.

With 28 seconds left, Brown stunned most of the 74,152 fans when he intercepted Don Meredith's fourth-down pass in the end zone.

The Packers mounted a quick 14-0 lead, after Starr hit Elijah Pitts on a 21-yard touchdown, and rookie Jim Grabowski returned a fumble 18 yards for a score. But an explosive Dallas comeback cut the margin to 21-17 by halftime, and 21-20 after Danny Villanueva's third-quarter field goal. Starr then hit Boyd Dowler and Max McGee with 16- and 28-yard scoring passes, respectively, to provide a cushion against the Cowboys' late surge.

Packers	14	7	7	6	—	34
Dallas	14	3	3	7	—	27
GB	—	Pitts 17 pass from Starr (Chandler kick)					
GB	—	Grabowski 18 fumble return (Chandler kick)					
Dal	—	Reeves 3 run (Villanueva kick)					
Dal	—	Perkins 23 run (Villanueva kick)					
GB	—	Dale 51 pass from Starr (Chandler kick)					
Dal	—	FG Villanueva 11					
Dal	—	FG Villanueva 32					
GB	—	Dowler 16 pass from Starr (Chandler kick)					
GB	—	McGee 28 pass from Starr (kick blocked)					
Dal	—	Clarke 68 pass from Meredith (Villanueva kick)					



PACKERS 28, LOS ANGELES 7

1967 Western Conf. Championship
Dec. 23 at County Stadium, Milwaukee

Travis Williams scored two touchdowns, and the Packers weathered three early turnovers, downing the Rams in the first regularly scheduled conference playoff in NFL history.

After L.A. got on the board first with Roman Gabriel's 29-yard scoring pass to Bernie Casey, the Packers responded with 28 unanswered points, in one of Milwaukee County Stadium's more memorable games.


Williams rushed for 88 yards on 18 carries, while Bart Starr threw for 222 yards with one touchdown and set a (then) team record by completing 73.9 percent of his passes (17 of 23). End Carroll Dale caught Starr's scoring toss, one of six catches for 109 yards. The Packers also sacked Gabriel five times, including 3½ by Henry Jordan.

Green Bay's victory kicked off a trio of postseason wins that included the legendary Ice Bowl NFL championship eight days later, and a second straight Super Bowl victory.

Los Angeles 7 0 0 0 — 7

Packers 0 14 7 7 — 28

- LA — Casey 29 pass from Gabriel (Gossett kick)
- GB — Williams 46 run (Chandler kick)
- GB — Dale 17 pass from Starr (Chandler kick)
- GB — Mercien 6 run (Chandler kick)
- GB — Williams 2 run (Chandler kick)



WASHINGTON 16, PACKERS 3

1972 NFC Divisional Playoff
Dec. 24 at RFK Stadium, Washington, D.C.

Chester Marcol's 17-yard field goal early in the second quarter put the Packers out front, but late in the same period, Billy Kilmer's TD to Roy Jefferson gave Washington a lead they never yielded. Curt Knight kicked three field goals to provide Washington's other points before a crowd of 53,140 fans.

John Brockington, the Packers' 1,000-yard rusher, had to settle for 9 yards on 13 carries as Washington used a five-man defensive line to shut down the running game. Washington's Larry Brown rushed for 101 yards on 25 carries.

Packers 0 3 0 0 — 3

Washington 0 10 0 6 — 16

- GB — FG Marcol 17
- Was — Jefferson 32 pass from Kilmer (Knight kick)
- Was — FG Knight 42
- Was — FG Knight 35
- Was — FG Knight 46



PACKERS 41, ST. LOUIS 16

1982 NFC First-Round Playoff
Jan. 8, 1983, at Lambeau Field, Green Bay

The Packers halted a first-quarter Cardinals drive at the 1, then scored a (then) franchise-record 41 points to open the Super Bowl tournament, following the strike-shortened 1982 season.

Lynn Dickey culminated two long TD drives with passes to John Jefferson and James Lofton. The Packers then capitalized on a pair of St. Louis turnovers, converting each into an Eddie Lee Ivey TD.

Green Bay led 28-9 at half, and 41-9 in the fourth. Dickey (17 of 23, 260 yards, no interceptions) tied a team playoff record with four TD passes. Jefferson (six catches) set a (then) club postseason mark with 148 receiving yards, including a 60-yard TD reception. And, Jan Stenerud kicked a 46-yard field goal, then the longest in team playoff history.

St. Louis 3 6 0 7 — 16

Packers 7 21 10 3 — 41

- StL — FG O'Donoghue 18
- GB — Jefferson 60 pass from Dickey (Stenerud kick)
- GB — Lofton 20 pass from Dickey (Stenerud kick)
- GB — Ivey 2 run (Stenerud kick)
- GB — Ivey 4 pass from Dickey (Stenerud kick)
- StL — Tilley 5 pass from Lomax (kick blocked)
- GB — FG Stenerud 46
- GB — Jefferson 7 pass from Dickey (Stenerud kick)
- GB — FG Stenerud 34
- StL — Shumann 18 pass from Lomax (O'Donoghue kick)

THE ICE BOWL



PACKERS 21, DALLAS 17

1967 NFL Championship
Dec. 31 at Lambeau Field, Green Bay

Bart Starr's game-winning touchdown, a 1-yard dive behind Jerry Kramer and Ken Bowman with 13 seconds remaining, clinched a third straight Green Bay championship and ended the "Ice Bowl."

Starr's score, on third down with no timeouts left, climaxed a 68-yard, 12-play drive which began with 4:50 on the clock. In all, 50,861 watched the coldest game in league annals. Kickoff temperature was 13 below zero and the wind chill was minus 46.

Like the year before, the Packers grabbed an early 14-0 advantage. But this time the Cowboys came back, gaining a 17-14 edge on the first play of the fourth quarter, when Lance Rentzel caught a 50-yard touchdown from halfback Dan Reeves. The contest was later voted the greatest game in pro football history.

Dallas 0 10 0 7 — 17

Packers 7 7 0 7 — 21

- GB — Dowler 8 pass from Starr (Chandler kick)
- GB — Dowler 43 pass from Starr (Chandler kick)
- Dal — Andrie 7 fumble return (Villanueva kick)
- Dal — FG Villanueva 21
- Dal — Rentzel 50 pass from Reeves (Villanueva kick)
- GB — Starr 1 run (Chandler kick)

DID YOU KNOW?

- Even though Super Bowl II had yet to be played, the Packers were anointed as NFL champions following their Ice Bowl victory. In turn, they were recognized as the first three-time champs under the league's playoff system, which had been introduced in 1933. At that point, the NFL and rival American Football League were still operating separately.
- Lambeau Field's underground heating system, Vince Lombardi's pet project, didn't fail due to electrical problems. Moisture built up overnight under a tarp and started turning to ice soon after it was removed. Consequently, the thermostat couldn't be cranked high enough to deal with the severe conditions.



- Quarterback Bart Starr didn't call for a quarterback sneak in the huddle. He called "31 Wedge," which called for the fullback to dive between the center and right guard. Only Starr knew he wasn't going to hand off the ball.
- The UW-La Crosse marching band's halftime show was canceled after 11 members were hospitalized and treated for frostbite following a morning practice.
- Officials couldn't use their whistles to stop play. They froze.



DALLAS 37, PACKERS 26

1982 NFC Second-Round Playoff
Jan. 16, 1983, at Texas Stadium, Irving

Dallas' late 74-yard touchdown drive ended all Green Bay comeback hopes, in front of 63,972 fans.

The Packers pulled to within four, 30-26, when Mark Lee returned a fourth-quarter interception 22 yards for a touchdown. Green Bay in the second half rolled up 363 yards of total offense and outscored Dallas, 19-17. But despite a

(then) team-record 466 overall yards, Green Bay couldn't overcome a slow start and a 20-7 halftime deficit.

Lynn Dickey threw for a (then) team playoff-record 332 yards (19 of 36). Split end James Lofton emerged with 109 yards on five receptions and spiced the Packers' second-half comeback by taking a reverse 71 yards for a TD, matching the NFL's longest postseason run from scrimmage (since broken).

The Cowboys' Dennis Thurman intercepted three passes, returning one 39 yards for a touchdown and another to end the Packers' last-gasp possession in the fourth quarter.

Packers	0	7	6	13	—	26
Dallas	6	14	3	14	—	37

- Dal — FG Septien 50
- Dal — FG Septien 34
- GB — Lofton 6 pass from Dickey (Stenerud kick)
- Dal — Newsome 2 run (Septien kick)
- Dal — Thurman 39 interception return (Septien kick)
- GB — FG Stenerud 30
- GB — FG Stenerud 33
- Dal — FG Septien 24
- GB — Lofton 71 run (kick blocked)
- Dal — Cosbie 7 pass from D.White (Septien kick)
- GB — Lee 22 interception return (Stenerud kick)
- Dal — Newhouse 1 run (Septien kick)



PACKERS 28, DETROIT 24

1993 NFC Wild Card Playoff
Jan. 8, 1994, at Silverdome, Pontiac, Mich.

Brett Favre's 40-yard touchdown pass to Sterling Sharpe in the final minute gave Green Bay one of the most electrifying victories in its rich postseason history.

Favre's pass, a scrambling, across-the-body throw from extreme left to extreme right, found Sharpe wide open in the end zone with 55 seconds remaining. It capped a see-saw battle

with the NFC Central Division champion Lions.

Earlier, rookie safety George Teague returned an Erik Kramer interception 101 yards for a touchdown, longest in NFL playoff annals, giving Green Bay a 21-17 lead. Sharpe (five catches, 101 yards) also made the record book, tying an NFL playoff mark with three touchdown receptions.

The Lions' Barry Sanders, returning from a knee injury, ignited the Silverdome crowd of 68,479 with 169 yards rushing.

Packers	0	7	14	7	—	28
Detroit	3	7	7	7	—	24

- Det — FG Hanson 47
- GB — Sharpe 12 pass from Favre (Jacke kick)
- Det — Perriman 1 pass from Kramer (Hanson kick)
- Det — Jenkins 15 interception return (Hanson kick)
- GB — Sharpe 28 pass from Favre (Jacke kick)
- GB — Teague 101 interception return (Jacke kick)
- Det — D.Moore 5 run (Hanson kick)
- GB — Sharpe 40 pass from Favre (Jacke kick)



DALLAS 27, PACKERS 17

1993 NFC Divisional Playoff
Jan. 16, 1994, at Texas Stadium, Irving

The Cowboys' 17-point second-quarter surge overcame an early Packers lead and gave the eventual Super Bowl champions momentum they would not relinquish.

But the Packers held that momentum in the first quarter. They stopped Bill Bates short on a fourth-down fake punt, and capitalized on great field position to score the game's first points, a

Chris Jacke field goal.

Brett Favre threw for 331 yards and Sterling Sharpe (six receptions, 128 yards) turned in a second straight 100-yard effort. Dallas' Troy

Aikman completed 28 of 37 passes for 302 yards and three touchdowns, while Michael Irvin added nine receptions for 126 yards.

Packers	3	0	7	7	—	17
Dallas	0	17	7	3	—	27

- GB — FG Jacke 30
- Dal — Harper 25 pass from Aikman (Murray kick)
- Dal — FG Murray 41
- Dal — Novacek 6 pass from Aikman (Murray kick)
- Dal — Irvin 19 pass from Aikman (Murray kick)
- GB — Brooks 13 pass from Favre (Jacke kick)
- Dal — FG Murray 38
- GB — Sharpe 29 pass from Favre (Jacke kick)



PACKERS 16, DETROIT 12

1994 NFC Wild Card Playoff
Dec. 31 at Lambeau Field, Green Bay

Spurred by a classic defensive performance, the Packers outlasted Detroit in Green Bay's first home playoff game since 1982. Coordinator Fritz Shurmur held the NFL's leading rusher, Barry Sanders, to a career-low minus-1 yard on 13 attempts, and limited the Lions collectively on the ground to minus-4 yards (a record that still stands today) — erasing a 31-year-old league playoff record.

Brett Favre directed several long drives, including a 76-yard excursion on the game's opening series, capped by a 3-yard touchdown run by Dorsey Levens. Green Bay, who controlled the ball for 37-plus minutes, played turnover-free throughout, entertaining the 58,125 fans. Chris Jacke added three field goals, including a Packers postseason-record 51-yarder.

The Lions pulled to within 13-10 in the fourth quarter, on Dave Krieg's 3-yard touchdown pass to Brett Perriman, and reached the Packers' 11-yard line on their final drive in the game's closing moments. But the Green Bay defense stiffened, recapturing the ball on downs, before Packers punter Craig Henrich took an intentional safety to run out the day's final seven seconds.

Detroit	0	0	3	9	—	12
Packers	7	3	3	3	—	16

- GB — Levens 3 run (Jacke kick)
- Dal — FG Jacke 51
- Det — FG Hanson 38
- GB — FG Jacke 32
- Det — Perriman 3 pass from Krieg (Hanson kick)
- GB — FG Jacke 28
- Det — Safety, Henrich ran out of end zone



DALLAS 35, PACKERS 9

1994 NFC Divisional Playoff
Jan. 8, 1995, at Texas Stadium, Irving

The Packers couldn't overcome a 28-9 halftime deficit, and despite 327 yards of total offense, fell to Dallas' arsenal of offensive superstars in the NFC semifinals.

Trailing only 7-3 in the first quarter, the Packers pinned Dallas deep in its own territory. But Troy Aikman then connected with Alvin Harper on a (then) NFL playoff-record 94-yard touchdown pass. Aikman threw for 337 yards, and three Dallas receivers — Michael Irvin (111), Harper (108) and Jay Novacek (104) — had 100-yard days. Dallas backup Blair Thomas rushed for 70 yards and two scores after replacing Emmitt Smith, who left in the first quarter after aggravating a hamstring injury.

Packers flanker Robert Brooks, moving into the spot usually occupied by an injured Sterling Sharpe, equaled his career best with eight receptions, for a game-high 138 yards.

Packers	3	6	0	0	—	9
Dallas	14	14	0	7	—	35

- Dal — E.Smith 5 run (Boniol kick)
- GB — FG Jacke 50
- Dal — Harper 94 pass from Aikman (Boniol kick)
- Dal — B.Thomas 1 run (Boniol kick)
- GB — Bennett 1 run (pass failed)
- Dal — Galbraith 1 pass from Aikman (Boniol kick)
- Dal — B.Thomas 2 run (Boniol kick)



PACKERS 37, ATLANTA 20

1995 NFC Wild Card Playoff
Dec. 31 at Lambeau Field, Green Bay

Utilizing a balanced offensive attack, including Edgar Bennett's (then) franchise playoff-record 108 rushing yards, Green Bay toppled the Falcons on a foggy, 30-degree afternoon. The Packers had earned their first NFC Central crown in 23 years.

Jeff George's 65-yard touchdown pass to Eric Metcalf gave Atlanta a 7-0 edge three minutes into the game and stunned the crowd of 60,453. But the Packers quickly regained control, scoring two first-quarter TDs.

Green Bay broke open the game midway through the second period, when rookie Antonio Freeman became the first Packers player to return a kick for a postseason touchdown, taking a punt back 76 yards. Then, with less than one minute left in the first half, Mark Chmura caught a 2-yard touchdown from Brett Favre, capping a 14-play, 85-yard drive, extending the lead to 27-10.

Favre's third TD toss — a perfect, lofting spiral to Dorsey Levens with just under eight minutes left — cemented the issue. Favre completed passes to nine receivers, while Bennett averaged 4.5 yards on the ground, with one TD, on 24 attempts.

Atlanta	7	3	0	10	—	20
Packers	14	13	0	10	—	37
Atl	—	Metcalf 65 pass from J.George (Andersen kick)					
GB	—	Bennett 8 run (Jacke kick)					
GB	—	R.Brooks 14 pass from Favre (Jacke kick)					
Atl	—	FG Andersen 31					
GB	—	Freeman 76 punt return (bad snap)					
GB	—	Chmura 2 pass from Favre (Jacke kick)					
Atl	—	Birden 27 pass from J.George (Andersen kick)					
GB	—	Levens 18 pass from Favre (Jacke kick)					
Atl	—	FG Andersen 22					
GB	—	FG Jacke 25					



PACKERS 27, SAN FRANCISCO 17

1995 NFC Divisional Playoff
Jan. 6, 1996, at 3Com Park, San Francisco

Physically menacing the 49ers offense, Green Bay shocked the defending Super Bowl champions and advanced to the NFC Championship for the first time.

The victory, especially sweet for San Francisco native Mike Holmgren, marked the coach's first game against the club that launched his pro coaching career.

After the Niners blocked a field goal to end Green Bay's opening drive, the Packers defense set the tone for the rest of the game. On San Francisco's first play, Wayne Simmons drilled fullback Adam Walker on a screen pass, forcing a fumble that rookie Craig Newsome returned 31 yards for the day's first points. The Packers then mounted 62- and 72-yard scoring drives on their next two possessions; Brett Favre's touchdown passes to Keith Jackson and Mark Chmura, respectively, gave Green Bay a 21-0 second-quarter advantage.

Favre, the NFL's MVP, completed 21 of 28 passes (75 percent), while Jackson, whose two long receptions over the middle set up Packers scores, caught four for 101 yards. Robert Brooks' four catches totaled 103 yards.

The Packers defense forced four turnovers and battered Steve Young all afternoon, with three sacks and countless knockdowns, forcing him to attempt an NFL playoff-record 65 passes in a futile comeback bid. Meanwhile, San Francisco's receiver nonpareil, Jerry Rice, made 11 receptions but had few yards after the catch.

Green Bay posted the only road victory by an NFC team in the divisional playoffs from 1990-99.

Packers	14	7	3	3	—	27
San Francisco	0	3	7	7	—	17
GB	—	Newsome 31 fumble return (Jacke kick)					
GB	—	Jackson 3 pass from Favre (Jacke kick)					
GB	—	Chmura 13 pass from Favre (Jacke kick)					
SF	—	FG Wilkins 21					
SF	—	Young 1 run (Wilkins kick)					
GB	—	FG Jacke 27					
GB	—	FG Jacke 26					
SF	—	Loville 2 run (Wilkins kick)					



DALLAS 38, PACKERS 27

1995 NFC Championship
Jan. 14, 1996, at Texas Stadium, Irving

Green Bay, one win from its first Super Bowl in 28 years, held a fourth-quarter lead before succumbing to the offensive firepower of the eventual league champions.

Emmitt Smith (35-150), behind his massive offensive line, rushed for three touchdowns, ending the Packers' season at Texas Stadium for the third straight year.

After the Packers converted a blocked punt into a field goal, Troy Aikman threw two TD passes to Michael Irvin. Brett Favre answered with two scores of his own — at the time a team postseason-record 73-yard pass to Robert Brooks and a Keith Jackson connection — to vault Green Bay into the lead, 17-14. Dallas added 10 points before halftime, though, to go up 24-17.

Green Bay got the second half's first 10 points, including Favre's 1-yard touchdown pass to Brooks, and held a 27-24 lead at the end of three quarters.

But Smith's talents glistened in the fourth quarter. His two rushing TDs — sandwiched around Larry Brown's drive-killing interception in Dallas territory — gave the Cowboys their third Super Bowl appearance in four years.

Packers	10	7	10	0	—	27
Dallas	14	10	0	14	—	38
GB	—	FG Jacke 46					
Dal	—	Irvin 6 pass from Aikman (Boniol kick)					
Dal	—	Irvin 4 pass from Aikman (Boniol kick)					
GB	—	Brooks 73 pass from Favre (Jacke kick)					
GB	—	Jackson 24 pass from Favre (Jacke kick)					
Dal	—	FG Boniol 34					
Dal	—	E.Smith 1 run (Boniol kick)					
GB	—	FG Jacke 37					
GB	—	Brooks 1 pass from Favre (Jacke kick)					
Dal	—	E.Smith 5 run (Boniol kick)					
Dal	—	E.Smith 16 run (Boniol kick)					



PACKERS 35, SAN FRANCISCO 14

1996 NFC Divisional Playoff
Jan. 4, 1997, at Lambeau Field, Green Bay

Jump-started by their special teams, specifically two punt returns by Desmond Howard, the Packers took the first step toward an eventual berth in Super Bowl XXXI by eliminating the 49ers for a second straight year. With rain since early morning on a cold and dreary day, the field offered less-than-ideal footing, and deteriorated into a quagmire by game's end. Despite the weather, 60,787 spectators (three no-shows) still showed up.

After the 49ers went three-and-out on their first drive, Howard veaved his way through several defenders for a 71-yard touchdown just 2:15 into the game. Then, midway through the first quarter, Howard broke free on a second punt return, traveling 46 yards before San Francisco tripped him up at its own 7. Moments later, Brett Favre hit Andre Rison on a 4-yard touchdown pass to give Green Bay a 14-0 advantage.

After an Edgar Bennett TD, the 49ers converted two Green Bay special-teams miscues into 14 points, bringing the game back within reach. First, a San Francisco punt bounced off Chris Hayes' leg and the 49ers recovered at the Green Bay 26, setting up a Terry Kirby touchdown catch. Then, when the Packers failed to field a short kickoff to open the second half, San Francisco recovered at the Green Bay 4, and, on the next play, Elvis Grbac's naked bootleg trimmed the Packers' lead to 21-14.

To their credit, the Packers stormed back on their next possession, going 72 yards in 12 plays, a drive capped when Antonio Freeman recovered Bennett's fumble in the end zone.

Neither team gained many yards in the sloppy conditions. Green Bay racked up only 210 yards, including a club postseason-low 71 passing. Bennett was the Packers' workhorse, running for 80 yards and two touchdowns on 17 carries. Steve Young's broken ribs, suffered one week earlier, forced him out after two series and San Francisco managed just 196 total yards.

San Francisco 0	7	7	0	—	14
Packers 14	7	7	7	—	35
GB	— Howard 71 punt return (Jacke kick)				
GB	— Rison 4 pass from Favre (Jacke kick)				
GB	— Bennett 2 run (Jacke kick)				
SF	— Kirby 8 pass from Grbac (Wilkins kick)				
SF	— Grbac 4 run (Wilkins kick)				
GB	— Freeman fumble recovery in end zone (Jacke kick)				
GB	— Bennett 11 run (Jacke kick)				

Carolina 7	3	3	0	—	13
Packers 0	17	10	3	—	30
Car	— Griffith 3 pass from Collins (Kasay kick)				
GB	— Levens 29 pass from Favre (Jacke kick)				
Car	— FG Kasay 22				
GB	— Freeman 6 pass from Favre (Jacke kick)				
GB	— FG Jacke 31				
GB	— FG Jacke 32				
Car	— FG Kasay 23				
GB	— Bennett 4 run (Jacke kick)				
GB	— FG Jacke 28				



PACKERS 30, CAROLINA 13

1996 NFC Championship
Jan. 12, 1997, at Lambeau Field, Green Bay

The Packers overcame two early deficits to defeat upstart Carolina and earn a berth to their first Super Bowl in 29 years, largely on the strength of Dorsey Levens' 205 yards of offense. It was the first title game in Green Bay since the legendary 1967 "Ice Bowl."

Not quite 10 minutes into the game, line-backer Sam Mills intercepted Brett Favre deep in Green Bay territory, setting up Kerry Collins' 3-yard TD toss to Howard Griffith.

On the first snap of the second quarter, Levens evened the score, out-jumping Carolina's Eric Davis at the right edge of the end zone on a 29-yard touchdown reception. The previous play, Levens had rushed for 35 yards on third-and-1.

Carolina converted a Favre fumble, near midfield, into a field goal, but the Packers stormed back with 10 points in the final minute of the first half. Favre connected with Antonio Freeman for a touchdown on a 6-yard fade with 48 seconds remaining, capping a 15-play, 71-yard drive. When the Panthers then attempted to move downfield, rookie Tyrone Williams made a diving interception at the Packers' 38, which Chris Jacke turned into a 31-yard field goal 10 seconds before halftime.

Late in the third quarter, Edgar Bennett strolled untouched through the middle on a 4-yard touchdown, giving Green Bay a 27-13 lead. Levens set up the score on the previous play, going 66 yards down the right sideline on a perfectly executed screen.

Green Bay put up 479 net yards, a (then) team playoff record. It churned out 201 rushing yards (99 on Bennett's 25 carries, 88 on only 10 attempts by Levens). Levens also made five receptions for 117 yards, and Favre completed 19 of 29 for 292 yards.

While the weather certainly was cold - 3 degrees with a minus 17 wind chill - the storyline before the game was the field, ravaged against San Francisco the previous week, when rainy conditions turned it into a mud pit. The Packers installed an all-new surface days prior to the game, with sod trucked in from Maryland on more than two dozen semis.

The George S. Halas Trophy, symbolic of the National Football Conference Championship, was presented to President Bob Harlan, General Manager Ron Wolf and Head Coach Mike Holmgren in an on-field ceremony following the game.



PACKERS 21, TAMPA BAY 7

1997 NFC Divisional Playoff
Jan. 4, 1998, at Lambeau Field, Green Bay

In a hard-fought, defensive struggle - much like their two earlier meetings during the regular season - the Packers' offensive superiority overwhelmed the Bucs on a gray day. Dorsey Levens' (then) team playoff-record 112 rushing yards helped Green Bay maintain control.

The Packers foiled three first-half field-goal opportunities. On the first, Bob Kuberski surged up the middle to block Michael Husted's 43-yard attempt. On the second, Keith McKenzie stuffed Tampa Bay's fake field goal for no gain. Then, on the third, Bucs long snapper Dave Moore sailed the ball over holder Steve Walsh's head.

After Kuberski's block, Brett Favre moved 67 yards for the team's first score, a touchdown pass to Mark Chmura. Rookie Ryan Longwell then hit two field goals, the second set up by a Tyrone Williams interception in Bucs territory.

Tampa Bay, making its first playoff appearance in 15 years, got its only points after intercepting Favre and driving 94 yards for a Mike Alstott touchdown. But the Packers kept the Bucs at arm's length when Levens, who had 88 yards after halftime, punched in a short touchdown run early in the fourth quarter and Favre converted a two-point conversion on a quarterback draw.

Warren Sapp forced two fumbles and sacked Favre three times. The two combatants openly jawed throughout the contest in an intriguing sideshow.

Tampa Bay 0	0	7	0	—	7
Packers 7	6	0	8	—	21
GB	— Chmura 3 pass from Favre (Longwell kick)				
GB	— FG Longwell 21				
GB	— FG Longwell 32				
TB	— Alstott 6 run (Husted kick)				
GB	— Levens 2 run (Favre run)				

PACKERS HOME PLAYOFF WEATHER, BY TEMPERATURE

Green Bay ...	Opponent	Game	Result	Kickoff	Conditions
Dec. 31, 1967	Dallas Cowboys	NFL Championship Game	W, 21-17	-13°	-46° wind chill
Jan. 20, 2008	New York Giants	NFC Championship Game	L, 20-23 (ot)	-1°	-23° wind chill
Jan. 12, 1997	Carolina Panthers	NFC Championship Game	W, 30-13	-3°	-17° wind chill
Jan. 5, 2014	San Francisco 49ers	NFC Wild Card Playoff	L, 20-23	5°	-10° wind chill
Jan. 8, 2017	New York Giants	NFC Wild Card Playoff	W, 38-13	14°	4° wind chill
Jan. 22, 2022	San Francisco 49ers	NFC Divisional Playoff	L, 10-13	14°	0° wind chill
Jan. 8, 1983	St. Louis Cardinals	Super Bowl Tourm., First Round	W, 41-16	20°	
Jan. 4, 2004	Seattle Seahawks	NFC Wild Card Playoff	W, 33-27 (ot)	20°	7° wind chill
Dec. 31, 1961	New York Giants	NFL Championship Game	W, 37-0	21°	5° wind chill
Jan. 12, 2020	Seattle Seahawks	NFC Divisional Playoff	W, 28-23	23°	14° wind chill
Jan. 11, 2015	Dallas Cowboys	NFC Divisional Playoff	W, 26-21	26°	
Jan. 9, 2005	Minnesota Vikings	NFC Wild Card Playoff	L, 17-31	26°	
Jan. 4, 1998	Tampa Bay Buccaneers	NFC Divisional Playoff	W, 21-7	28°	patchy, freezing drizzle
Jan. 13, 2002	San Francisco 49ers	NFC Wild Card Playoff	W, 25-15	28°	
Jan. 5, 2013	Minnesota Vikings	NFC Wild Card Playoff	W, 24-10	29°	
Jan. 24, 2021	Tampa Bay Buccaneers	NFC Championship	L, 26-31	29°	20° wind chill
Dec. 31, 1995	Atlanta Falcons	NFC Wild Card Playoff	W, 37-20	30°	light fog
Jan. 4, 2003	Atlanta Falcons	NFC Wild Card Playoff	L, 7-27	31°	light snow throughout game
Jan. 12, 2008	Seattle Seahawks	NFC Divisional Playoff	W, 42-20	31°	heavy snow throughout game
Jan. 15, 2012	New York Giants	NFC Divisional Playoff	L, 20-37	31°	
Dec. 26, 1965	Baltimore Colts	NFL Western Conf. Playoff	W, 13-10 (ot)	32°	
Jan. 2, 1966	Cleveland Browns	NFL Championship Game	W, 23-12	33°	3.5 in. snow removed pregame
Dec. 31, 1994	Detroit Lions	NFC Wild Card Playoff	W, 16-12	33°	
Jan. 4, 1997	San Francisco 49ers	NFC Divisional Playoff	W, 35-14	34°	rain throughout game
Jan. 16, 2021	Los Angeles Rams	NFC Divisional Playoff	W, 32-18	35°	26° wind chill
Milwaukee ...					
Dec. 23, 1967	Los Angeles Rams	NFL Western Conf. Playoff	W, 28-7	20°	0° wind chill
Dec. 10, 1939	New York Giants	NFL Championship Game	W, 27-0	46°	34 mph winds, 21° wind chill



PACKERS 23, SAN FRANCISCO 10
 1997 NFC Championship
 Jan. 11, 1998, at 3Com Park, San Francisco
 Green Bay, in its third straight NFC Championship Game, never allowed the 49ers to get started and advanced to a second consecutive Super Bowl. In the process, the Packers purged San Francisco for a third straight year, the second time at 3Com.
 From the outset, on a rain-swept afternoon, the Packers were able to pick on San Francisco's cornerbacks, moving 76 yards on their first possession.

Early in the second quarter, Eugene Robinson stepped in front of a Steve Young pass and weaved across the field 58 yards to the 49ers' 28. Two plays later, Antonio Freeman caught a short slant from Brett Favre, cut back against the grain and broke several tackles for a 27-yard touchdown and a 10-0 Green Bay lead.

Late in the opening half, the 49ers had to settle for a field goal after three straight incompletions from the Green Bay 10. Then, in the waning seconds, Favre connected with Freeman on a 40-yard bomb, to set up the half's final play, Ryan Longwell's 43-yard field goal, against a difficult wind.

Longwell, who attended nearby Cal one season earlier and had been released by the 49ers just before training camp, added his third field goal midway through the fourth quarter, giving Green Bay a more comfortable 13-point lead.

The Packers' defense, which held San Francisco to just 33 rushing yards on 18 overall carries, sacked Young in the fourth quarter four times, twice by Keith McKenzie. When Green Bay sacked Young on fourth down at his own 11 with just under four minutes remaining, the Packers quickly capitalized, scoring after two Dorsey Levens runs.

Levens broke his own, week-old (then) franchise playoff record with 114 rushing yards – the first 100-yard effort allowed by the 49ers during the '97 season – and again did much of his work in the second half. Freeman totaled 107 yards on four catches, and punter Craig Hentrich helped Green Bay handily win the field-position battle, depositing all five of his punts inside the 49ers' 20.

Following Levens' score, the Niners' Chuck Levy returned the kickoff 95 yards for San Francisco's lone touchdown, with 2:52 left in the game.

On the field after the game, with a smattering of fans remaining, the George S. Halas Trophy, representative of the National Football Conference Championship, was handed over to the rain-soaked trio of President Bob Harlan, General Manager Ron Wolf and Head Coach Mike Holmgren.

Packers	3	10	0	10	—	23
San Francisco	0	3	0	7	—	10
GB	—	FG Longwell 19					
GB	—	Freeman 27 pass from Favre (Longwell kick)					
GB	—	FG Anderson 28					
GB	—	FG Longwell 43					
GB	—	FG Longwell 25					
GB	—	Levens 5 run (Longwell kick)					
SF	—	Levy 95 kickoff return (Anderson kick)					



SAN FRANCISCO 30, PACKERS 27
 1998 NFC Wild Card Playoff
 Jan. 3, 1999, at 3Com Park, San Francisco
 Steve Young's touchdown pass to Terrell Owens, in between four defenders with three seconds remaining, ended the Packers' season. The 49ers ended their five-game Green Bay losing streak, a stretch that covered four years, including elimination from the 1995-97 playoffs. The Packers, in the postseason for a team-record sixth consecutive year, went winless in the playoffs for the first time in the span.

After a critical interception, Brett Favre got the ball at his own 11, trailing, 23-20, with 4:19 left. His 47-yard bomb up the left sideline to rookie Corey Bradford put the Packers in scoring range at the 31. Then, four plays later, Favre saw the 49ers stack eight men at the line, audibled and found Antonio Freeman on a sprint-and-go pattern for a 15-yard TD and a 27-23 lead with 1:56 left.

But Young drove 76 yards in the final two minutes, culminating in his game-winning, 25-yard bullet to Owens, who had dropped several passes. Earlier during the controversial drive, rookie Scott McGarrahan appeared to strip Jerry Rice at the Green Bay 41, and Bernardo Harris recovered, but officials ruled Rice down.

Strong running games bolstered both teams. Garrison Hearst ran for 128 of the 49ers' 178 rushing yards, while Dorsey Levens broke his own (then) team playoff rushing mark with 116 yards. Greg Clark's two TD catches each came after Green Bay turnovers. Favre threw for 292 yards and two touchdowns, both to Freeman.

Two Packers icons – all-time sacks leader and future Hall of Famer Reggie White, and Head Coach Mike Holmgren – saw their Green Bay careers end. Holmgren, 84-42 overall in seven Packers seasons, became the Seahawks' executive VP of football operations/general manager and head coach five days later.

Packers	3	14	0	10	—	27
San Francisco	7	3	10	10	—	30
GB	—	FG Longwell 23					
SF	—	Clark 1 pass from Young (Richey kick)					
GB	—	Freeman 2 pass from Favre (Longwell kick)					
SF	—	FG Richey 34					
GB	—	Levens 2 run (Longwell kick)					
SF	—	Clark 8 pass from Young (Richey kick)					
SF	—	FG Richey 48					
GB	—	FG Longwell 37					
SF	—	FG Richey 40					
GB	—	Freeman 15 pass from Favre (Longwell kick)					
SF	—	Owens 25 pass from Young (Richey kick)					



PACKERS 25, SAN FRANCISCO 15
 2001 NFC Wild Card Playoff
 Jan. 13, 2002, at Lambeau Field, Green Bay
 Brett Favre orchestrated four second-half scoring drives, while Mike McKenzie and Tyrone Williams collaborated on a game-turning fourth-quarter interception as Green Bay ended the 49ers' season, 25-15. The win improved Green Bay's all-time record in home postseason contests to 13-0, including 11-0 at Lambeau Field.

PACKERS HISTORY IN PLAYOFF TIEBREAKERS							
Year	Record	Tied with	At Stake	Winner	Tiebreaker		
2023	9-8-0	NO, SEA	No. 7 seed (final wild card)	GB	Strength of victory (GB 458, SEA 392) Common opponents (GB 3-3, SEA 3-3) Conference record in tied group (GB 7-5, SEA 7-5, NO 6-6)		
2021	13-4-0	TB	No. 1 seed	GB	Conference record (GB 9-3, TB 8-4)		
2019	13-3-0	SF	No. 1 seed	SF	Head-Head (SF regular-season win)		
	13-3-0	NO	No. 2 seed	GB	Conference record (GB 10-2, NO 9-3)		
2014	12-4-0	DalC	No. 2 seed	GB	Conference record (GB 9-3, DalC 8-4)		
2010	10-6-0	NYG, TB	No. 6 seed (final wild card)	GB	Strength of victory (GB 475, NYG 400, TB 344)		
2009	11-5-0	Phi.	No. 5 seed	SF	Common opponents (GB 4-1, Phi. 3-2)		
2007	13-3-0	DalC	No. 1 seed	DalC	Head-Head (DalC regular-season win)		
2006	8-8-0	NYG, Car., StLR	No. 6 seed (final wild card)	NYG	Strength of victory (NYG 422, GB 383) Conf. record in tied group (NYG 7-5, GB 7-5, Car. 6-6, StLR 6-6)		
2002	12-4-0	Phi.	No. 1 seed	Phi.	Conference record (Phi. 11-1, GB 9-3)		
	12-4-0	TB	No. 2 seed	TB	Head-Head (TB regular-season win)		
2001	12-4-0	SF	No. 4 seed (top wild card)	GB	Conference record (GB 9-3, SF 8-4)		
1997	13-3-0	SF	No. 1 seed	SF	Conference record (SF 11-1, GB 10-2)		
1995	11-5-0	SF	No. 2 seed	SF	Conference record (SF 8-4, GB 7-5)		
1994	9-7-0	Det., ChiB, NYG	No. 4 seed (top wild card)	GB	Head-Head in tied group (GB 3-1, Det. 2-2, ChiB 1-3) Conference record (GB 8-4, NYG 6-6)		
1993	9-7-0	Min.	No. 5 seed (No. 2 wild card)	Min.	Head-Head (Min. 2-0 sweep)		
1992	9-7-0	Was.	No. 6 seed (final wild card)	Was.	Conference record (Was. 7-5, GB 6-6)		
1989	10-6-0	Min.	NFC Central Division title	Min.	Division record (Min. 6-2, GB 5-3)		
1978	8-7-1	Min.	NFC Central Division title	Min.	Head-Head (Min. 1-0-1)		

Before the 1970 merger expanded the playoff system, NFL teams tied atop their division were pitted in single games for the right to compete in the league championship. The Packers played two such games, losing to the Bears in 1941 and defeating the Colts in 1965.

2001 NFC Wild Card Playoff, continued

Favre lobbied with coaches at halftime to open up the passing game, then threw for 226 of his 269 yards in the final two quarters, steering Green Bay back from a 7-6 deficit. Led by Favre, Green Bay in the second half produced points on four of its first five possessions. The quarterback engineered marches of 72, 81, 49 and 93 yards, fighting off a 49ers rally that had tied the contest, 15-15, with 12 minutes left in regulation.

McKenzie halted an ominous Niners drive halfway through the fourth quarter. The cornerback batted an underthrown pass like a volleyball into the hands of a nearby Williams at the Packers' 7. McKenzie had broken up another potential Terrell Owens score earlier in the fourth. After the pick, the Packers drove 93 yards to extend their lead on Ahman Green's 9-yard TD run.

Inspired by the return of injured starters Nate Wayne and Gilbert Brown, the Packers also held the league's No. 2 rushing offense to only 71 yards on the ground. Brown recorded his first sack since 1997 on the game's first play from scrimmage. Cletidius Hunt kept the Niners off the scoreboard early when he blocked a Jose Cortez field goal attempt in the second quarter.

San Francisco	0	7	0	8	—	15
Packers	6	0	9	10	—	25

- GB — Freeman 5 pass from Favre (kick blocked)
- SF — Hearst 2 run (Cortez kick)
- GB — FG Longwell 26
- GB — Franks 19 pass from Favre (pass failed)
- SF — Streets 14 pass from Garcia (Streets-Garcia pass)
- GB — FG Longwell 45
- GB — Green 9 run (Longwell kick)



ST. LOUIS 45, PACKERS 17

2001 NFC Divisional Playoff
Jan. 20, 2002, at Dome at America's Center, St. Louis
 St. Louis parlayed eight Green Bay turnovers into 35 points, and ended an outstanding Packers season, 45-17. The Packers suffered the largest margin of defeat in team postseason history.

Brett Favre, in his 16th career postseason game, matched an NFL playoff record with six interceptions. St. Louis returned three INTs for touchdowns, and four of the six picks were tipped either at the line of scrimmage or by the intended receiver. The timing of the first three interceptions combined to put the game out of reach.

Favre's first interception, early in the first quarter, was a read miscommunication with Bill Schroeder, and Aeneas Williams raced 29 yards for the day's first points. Favre answered by marching 65 yards in five plays, getting a great effort from Antonio Freeman on a 22-yard TD pass, to tie the game, 7-7.

But with St. Louis up, 14-7, in the second period, Kim Herring picked off Favre and returned it 45 yards to the Green Bay 4. Two plays later, Kurt Warner hit James Hodgins on a 4-yard pass to extend the Rams' lead.

The third interception, in the third quarter, all but sealed the win. Tommy Polley grabbed a pass deflected by Grant Wistrom and sprinted 34 yards for a TD, creating a 31-10 St. Louis advantage.

Lost in the eight turnovers, which doubled the Packers' previous 2001 season high, was a strong effort by the Green Bay defense, which limited the league's best offense to its lowest yardage in 21 games. The Packers gave up only two big plays — a 38-yard run by Marshall

Faulk late in the first quarter and a 50-yard pass from Warner to Torry Holt. Green Bay also held St. Louis to 13 first downs, its lowest total since the Rams began their offensive explosion in 1999.

The Packers saw a penalty nullify a 95-yard kickoff return, which would have cut the Rams' lead to 21-14 in the second quarter.

Packers	7	3	0	7	—	17
St. Louis	7	17	14	7	—	45

- STL — Williams 29 interception return (Wilkins kick)
- GB — Freeman 22 pass from Favre (Longwell kick)
- STL — Holt 4 pass from Warner (Wilkins kick)
- STL — Hodgins 4 pass from Warner (Wilkins kick)
- GB — FG Longwell 28
- STL — FG Wilkins 7
- STL — Faulk 7 run (Wilkins kick)
- STL — Polley 34 interception return (Wilkins kick)
- STL — Williams 32 interception return (Wilkins kick)
- GB — Freeman 8 pass from Favre (Longwell kick)



ATLANTA 27, PACKERS 7

2002 NFC Wild Card Playoff
Jan. 4, 2003, at Lambeau Field, Green Bay
 Undaunted by the storied stadium where his own coach, Dan Reeves, lost in the "Ice Bowl" 35 years before, Michael Vick led Atlanta to a shocking upset before 65,358.

The Packers, the NFL's only 8-0 home team in 2002, had never lost a home playoff (13-0). Brett Favre was without Pro Bowl back Ahman Green (knee) and top receivers Donald Driver (shoulder) and Terry Glenn (concussion) in a futile second-half comeback attempt.

The NFL North champion Packers, who tied for the league's best record and just one week prior had a shot at the NFC home-field advantage, began their offseason much sooner than expected.

Green Bay, without top defender and Pro Bowl safety Darren Sharper (knee), even got a snowstorm but still couldn't corral any momentum. After a Vick touchdown pass gave the Falcons a quick 7-0 lead, Mark Simoneau beat the Packers' protection and blocked Josh Bidwell's punt near Green Bay's end zone. Artie Ulmer smothered the ball for another Atlanta touchdown. Then, Kevin McCadam pushed Tyrone Williams into Green Bay returner Eric Metcalf, and George Layne recovered the muffed punt. Four plays later, T.J. Duckett's TD made it 21-0. The fervent Falcons also stopped the Packers with a goal-line stand.

Favre, who had two interceptions and a fumble, hit Driver with a 14-yard touchdown on the first drive after halftime, but Driver re-injured his dislocated shoulder on the play. It was the 13th straight playoff game in which Favre threw a touchdown pass, tying Dan Marino's NFL record.

Atlanta	14	10	3	0	—	27
Packers	0	0	7	0	—	7

- Atl — Jefferson 10 pass from Vick (Feely kick)
- Atl — Ulmer 1 return of blocked punt (Feely kick)
- Atl — Duckett 6 run (Feely kick)
- Atl — FG Feely 22
- GB — Driver 14 pass from Favre (Longwell kick)
- Atl — FG Feely 23

ALL-TIME HOME POSTSEASON RECORDS, NFL & AFL TEAMS

Ari/Pho/StL/Chi Cardinals	5	0	1,000	Dallas Cowboys	21	11	656
Det. Lions/Portsmouth Spartans	7	1	875	Pittsburgh Steelers	21	12	636
New England Patriots	23	5	821	St. Louis/L.A. Rams	14	8	636
Jacksonville Jaguars	4	1	800	Minnesota Vikings	14	9	609
Seattle Seahawks	12	3	800	Cleveland Browns	9	6	600
Oakland/L.A./Las Vegas Raiders	19	5	792	Cincinnati Bengals	7	5	583
Denver Broncos	17	5	773	Chicago Bears/Staleys	12	9	571
Buffalo Bills	15	5	750	Kansas City Chiefs/Dallas Texans	12	9	571
San Francisco 49ers	26	9	743	New Orleans Saints	8	6	571
Green Bay Packers	20	7	741	New York Giants	12	9	571
Carolina Panthers	5	2	714	New York Jets	4	3	571
Houston Texans	5	2	714	Tampa Bay Buccaneers	6	5	545
Washington Commanders	13	6	684	Tennessee Titans/Houston Oilers	6	7	462
Miami Dolphins	15	7	682	Baltimore Ravens	4	5	444
Philadelphia Eagles	17	8	680	L.A./San Diego Chargers	6	8	429
Atlanta Falcons	6	3	667	Totals	377	187	.668
Indianapolis/Baltimore Colts	12	6	667				

Does not include neutral-site games; through 2023 playoffs

**PACKERS 33, SEATTLE 27 (OT)**

2003 NFC Wild Card Playoff

Jan. 4, 2004, at Lambeau Field, Green Bay

Al Harris returned an interception 52 yards for an overtime touchdown to lift the Packers past the Seattle Seahawks, 33-27.

Harris scored the first defensive touchdown to win an overtime playoff in NFL history. Once he got to the end zone, his teammates tackled him, setting off a wild celebration. Harris answered with a lap around the stadium.

Seattle had tied it with 51 seconds remaining on Shaun Alexander's third 1-yard touchdown run. Then, Packers kicker Ryan Longwell was short on a 47-yard field goal attempt as regulation time expired. Seattle won the coin toss, and quarterback Matt Hasselbeck told the official, "We want the ball, and we're going to score." The Seahawks got the ball, but punted. After Seattle got the ball back, it was Harris who scored on the game's only turnover.

Favre, as usual, thrived in the cold. He set an NFL record by throwing for a touchdown in a 14th straight playoff game and rallied the Packers to a 27-20 lead.

Early on, the Seahawks — who lost, 35-13, in Green Bay the prior October — shut down Ahman Green, who rushed for 1,883 yards in the regular season. But he came on late, particularly on short-yardage plays. After falling behind, 20-13, Green Bay covered 60 yards in 12 plays. Green converted a fourth-and-1 from the 3 before surging into the end zone to tie it with 10:01 left.

Early in overtime, replay helped the Seahawks when Alex Bannister was ruled to have fumbled. But a video review overturned the call, to cascading boos. The game was even on key calls — and in just about every other way. In the first half, Hasselbeck tried to stop his passing motion and lost the ball at the Green Bay 17. Nick Barnett retrieved it and ran for a touchdown, but Seattle head coach Mike Holmgren challenged the call and won.

Javon Walker's 44-yard reception led to Favre's playoff TD record. Favre's 23-yard laser found Bubba Franks at the goal line as defender Damien Robinson fell down. Favre, who threw for 319 yards, was tied with former Dolphins star Dan Marino for the record of 13 straight games.

Longwell's 27-yarder made it 13-6 at halftime, but Seattle tied it with a 75-yard drive to open the second half. Alexander ran in from the 1 on fourth down after left guard Steve Hutchinson caught a deflected pass on the previous play.

Favre moved into third place in career playoff completions (364) and touchdown passes (31), ahead of John Elway.

Seattle	3	3	14	7	0	—	27
Packers	0	13	0	14	6	—	33
Sea	—	FG J.Brown 30						
GB	—	FG Longwell 31						
Sea	—	FG J.Brown 35						
GB	—	Franks 23 pass from Favre (Longwell kick)						
GB	—	FG Longwell 27						
Sea	—	Alexander 1 run (J.Brown kick)						
Sea	—	Alexander 1 run (J.Brown kick)						
GB	—	Green 1 run (Longwell kick)						
GB	—	Green 1 run (Longwell kick)						
Sea	—	Alexander 1 run (J.Brown kick)						
GB	—	Harris 52 interception return						

**PHILADELPHIA 20, PACKERS 17 (OT)**

2003 NFC Divisional Playoff

Jan. 11, 2004, at Lincoln Financial Field, Phi.

Brian Dawkins' overtime interception set up David Akers' winning field goal, but the Eagles really advanced to the NFC title game thanks to Donovan McNabb.

With the Eagles trailing, 17-14, and 1:12 left in regulation, he breathed life into his team with a 28-yard completion to Freddie Mitchell on a fourth-and-26. That, in turn, led to a 37-yard field goal by Akers that sent the game into overtime. McNabb threw for 248 yards and two TDs, and rushed for 107 yards.

Duce Staley had two big runs — one for 22 on the Eagles' first play of their final regulation drive and another of 11 yards in overtime to help set up the winning field goal. Staley's contribution was especially needed with the Eagles missing all-purpose running back Brian Westbrook, who scored 13 touchdowns in the regular season but sat out with a torn triceps muscle.

The Packers (11-7) had won seven of their last eight, including three straight since Brett Favre's father died just before Christmas. Green Bay became the second NFL team to play consecutive overtime playoff games, joining the 1987 Browns.

The Packers led, 14-7, at halftime, but the Eagles had the momentum after stopping Ahman Green on fourth down from the 1-yard line late in the second quarter.

Green Bay scored twice in the first quarter on passes of 40 and 17 yards from Favre to Robert Ferguson, the first set up by a McNabb fumble. The Eagles countered midway through the second quarter on McNabb's 7-yard TD pass to Staley. It came one play after a 45-yard completion from McNabb to Todd Pinkston. Philadelphia tied it early in the fourth quarter when McNabb scrambled out of trouble and found Pinkston just inside the right pylon from 12 yards out.

Favre's 44-yard pass to Javon Walker set up Ryan Longwell's 21-yard field goal that gave the Packers a 17-14 lead with 10:21 left in the fourth. Favre's 180 yards passing moved him ahead of Dan Marino into third place on the career playoff yardage list.

Green Bay posted eight sacks, a franchise postseason record.

Packers	14	0	0	3	0	—	17
Philadelphia	0	7	0	10	3	—	20
GB	—	Ferguson 40 pass from Favre (Longwell kick)						
GB	—	Ferguson 17 pass from Favre (Longwell kick)						
Phi	—	Staley 7 pass from McNabb (Akers kick)						
Phi	—	Pinkston 12 pass from McNabb (Akers kick)						
GB	—	FG Longwell 21						
Phi	—	FG Akers 37						
Phi	—	FG Akers 31						

**MINNESOTA 31, PACKERS 17**

2004 NFC Wild Card Playoff

Jan. 9, 2005, at Lambeau Field, Green Bay

Randy Moss caught two touchdown passes and the Vikings rolled to a 31-17 upset victory against the stunned Packers. Green Bay had swept the season series, including a last-second victory at the Metrodome two weeks prior to clinch the NFC North crown and home field for this showdown at Lambeau Field.

Daunte Culpepper threw four touchdown passes and the Vikings picked off four Brett Favre passes.

Minnesota scored on its first three possessions, jumping out to a 17-0 lead in averaging two 34-31 losses to the Packers, who entered the playoffs as the NFC's hottest team.

The Packers lost Pro Bowl receiver Javon Walker and left tackle Chad Clifton to injuries, but pulled to 24-17 on Najeh Davenport's 1-yard plunge with 13:37 left. Then, two costly defensive penalties set up Culpepper's 34-yard touchdown toss to Moss, giving the Vikings a 14-point cushion with 10:18 remaining.

On the first series, Culpepper lofted the ball over Nick Barnett and Moe Williams broke a tackle, scampering 68 yards for a touchdown 1:40 into the game. After the Packers went three-and-out, the Vikings made it 14-0 on Moss's 20-yard TD catch. Antoine Winfield's interception on the next possession set up Morten Andersen's 35-yard field goal that made it 17-0.

The Packers pulled to 17-10 on Ryan Longwell's 43-yard field goal and Bubba Franks' 4-yard TD catch, and they caught a huge break when Andersen slipped on a 29-yard field goal attempt.

But Walker, who bruised his shin earlier in the second quarter and didn't play after halftime, changed his deep route and Brian Russell intercepted the pass, leading to a Nate Burleson score.

The Packers drove to the Vikings' 8, but Favre was whistled for an illegal forward pass when he scrambled and flung the ball to Walker in the end zone. Then, Longwell missed a 28-yarder.

Favre surpassed No. 2 Dan Marino and No. 3 John Elway on the all-time postseason completions and pass attempts lists, respectively. He also extended his NFL record with a TD pass in a 16th consecutive playoff game.

Minnesota	17	7	0	7	—	31
Packers	3	7	0	7	—	17
Min	—	M.Williams 68 pass from Culpepper (Andersen kick)					
Min	—	Moss 20 pass from Culpepper (Andersen kick)					
Min	—	FG Andersen 35					
GB	—	FG Longwell 43					
GB	—	Franks 4 pass from Favre (Longwell kick)					
Min	—	Burleson 19 pass from Culpepper (Andersen kick)					
GB	—	Davenport 1 run (Longwell kick)					
Min	—	Moss 34 pass from Culpepper (Andersen kick)					



PACKERS 42, SEATTLE 20

2007 NFC Divisional Playoff

Jan. 12, 2008, at Lambeau Field, Green Bay

In near-whiteout conditions that turned Lambeau into a "Winter Wonderland," the Packers overcame an early 14-0 deficit by scoring touchdowns on six consecutive possessions and easily advanced to their first NFC Championship Game since 1997.

Running back Ryan Grant fumbled twice in the game's first 69 seconds, setting up both of the Seahawks' early scores. But Grant bounced back to rush for 201 yards and three touchdowns, both franchise playoff records, while Brett Favre was an efficient 18 of 23 for 173 yards and three TDs. Favre's 78.26 completion percentage broke his own single-game Green Bay playoff record.

The Packers had erased the early 14-point deficit by the end of the first quarter with scoring drives of 64 and 69 yards, and then took the lead for good early in the second quarter. On the period's opening play, Atari Bigby's big hit on Seattle tight end Marcus Pollard after a short reception jarred the ball loose, and Aaron Kampman recovered at the Seahawks' 18-yard line. Three plays later, Favre found Greg Jennings on a short 2-yard lob pass for the receiver's second TD of the game to make it 21-14.

The defense limited the Seahawks to just two field goals the rest of the way, and by game's end the Packers had amassed huge advantages in total yards (408-200) and time of possession (34:00 to 26:00).

Grant compiled his 201 yards in less than 3½ quarters, coming out of the game for good with 10 minutes left in the contest. He broke off four runs of 24 yards or longer on the day, including a memorable 43-yard scamper down the left sideline when the snowstorm was at its heaviest late in the third quarter.

Seattle 14 3 3 0 — 20

Packers 14 14 7 7 — 42

- Sea — Alexander 1 run (Brown kick)
- Sea — Ingram 11 pass from Hasselbeck (Brown kick)
- GB — Jennings 15 pass from Favre (Crosby kick)
- GB — Grant 1 run (Crosby kick)
- GB — Jennings 2 pass from Favre (Crosby kick)
- Sea — FG Brown 29
- GB — Grant 3 run (Crosby kick)
- GB — Jackson 13 pass from Favre (Crosby kick)
- Sea — FG Brown 27
- GB — Grant 1 run (Crosby kick)



N.Y. GIANTS 23, PACKERS 20 (OT)

2007 NFC Championship

Jan. 20, 2008, at Lambeau Field, Green Bay

On a frigid Sunday evening that featured a game-time temperature of minus 1 and wind chill of minus 23, Lawrence Tynes sent the Giants to the Super Bowl with a 47-yard field goal 2 minutes, 35 seconds into overtime.

The third-coldest contest in NFL championship game history was close throughout, with the Packers overcoming an early 6-0 deficit on a 90-yard touchdown pass from Brett Favre to Donald Driver in the second quarter. It marked the longest play from scrimmage in Green Bay postseason annals.

A 20-yard reception by Driver, whose 141 receiving yards rank as the fifth most in franchise playoff history, set up a Mason Crosby field goal to give the Packers a 10-6 halftime advantage.

The two teams traded touchdowns on three consecutive possessions in the third quarter, with Ahmad Bradshaw's 4-yard scoring run putting the Giants on top, 20-17. Two plays into the fourth quarter, Favre's pass was intercepted by R.W. McQuarters near the goal line, but on the return Ryan Grant stripped the ball from McQuarters right into the hands of Mark Tauscher at the New York 19-yard line. The Packers capitalized with a game-tying field goal with 11:46 left.

The Giants had two chances to win the game in regulation, but Tynes missed field goal tries of 43 and 36 yards, the latter coming as time expired.

The Packers won the toss for overtime, but on the second play of the fifth period Favre's pass for Driver was intercepted by Corey Webster and returned to the Green Bay 34. Four plays later Tynes got a third shot at a game-winner and delivered.

N.Y. Giants	3	3	14	0	3	—	23
Packers	0	10	7	3	0	—	20
NY — FG Tynes 29							
NY — FG Tynes 37							
GB — Driver 90 pass from Favre (Crosby kick)							
GB — FG Crosby 36							
NY — Jacobs 1 run (Tynes kick)							
GB — Lee 12 pass from Favre (Crosby kick)							
NY — Bradshaw 4 run (Tynes kick)							
GB — FG Crosby 37							
NY — FG Tynes 47							



ARIZONA 51, PACKERS 45 (OT)

2009 NFC Wild Card Playoff

Jan. 10, 2010, at Univ. of Phoenix Stadium, Glendale

In the highest-scoring postseason game in NFL history, the Packers fell to the Cardinals when quarterback Aaron Rodgers was sacked by Michael Adams and fumbled the ball into the arms of Karlos Dansby, who returned it 17 yards for the game-winning score just 1 minute, 18 seconds into overtime.

The shootout featured Green Bay playoff records of 493 total yards, 423 yards passing from Rodgers and 159 yards receiving from tight end Jermichael Finley. Rodgers also tied team postseason marks with four TD passes and 28 completions. Arizona's Kurt Warner was even better, though, going 29 of 33 for 379 yards and five TDs.

The Packers turned the ball over on two of their first three plays from scrimmage, and the Cardinals capitalized with two touchdowns. That lead was extended to 31-10 early in the third quarter before Green Bay rallied.

The Packers scored touchdowns on five consecutive second-half possessions to tie the game at 45, and the contest went to overtime when Arizona kicker Neil Rackers pulled a 34-yard field goal attempt wide left with nine seconds left in regulation.

Green Bay won the coin toss and got the ball to start the extra session, but on third-and-6 from their own 24, the Packers turned the ball over for a third and fatal time.

Arizona 17 7 14 7 6 — 51

- Ariz — Hightower 1 run (Rackers kick)
- Ariz — Doucet 15 pass from Warner (Rackers kick)
- Ariz — FG Rackers 23
- GB — Rodgers 1 run (Crosby kick)
- Ariz — Doucet 15 pass from Warner (Rackers kick)
- GB — FG Crosby 20
- Ariz — Fitzgerald 33 pass from Warner (Rackers kick)
- GB — Jennings 6 pass from Rodgers (Crosby kick)
- GB — Nelson 11 pass from Rodgers (Crosby kick)
- Ariz — Fitzgerald 11 pass from Warner (Rackers kick)
- GB — J. Jones 30 pass from Rodgers (Crosby kick)
- GB — Kuhn 1 run (Crosby kick)
- Ariz — Breaston 17 pass from Warner (Rackers kick)
- GB — Hawner 11 pass from Rodgers (Crosby kick)
- Ariz — Dansby 17 fumble return



PACKERS 21, PHILADELPHIA 16

2010 NFC Wild Card Playoff

Jan. 9, 2011, at Lincoln Financial Field, Phi.

Trailing by five and looking at a first-and-10 from the Green Bay 27-yard line with 44 seconds remaining in the game, Eagles quarterback Michael Vick went for it all.

Fortunately for the Packers, Tramon Williams was ready.

Locked in coverage against wide receiver Riley Cooper, the cornerback turned and snatched the ball out of the air in the end zone, sealing the victory for Green Bay, and handing Aaron Rodgers the first postseason win of his career.

The Packers' quarterback connected on 18 of 27 passes for 180 yards and three touchdowns, and was aided by a newfound balance forged by the breakout performance of rookie running back James Starks.

Starks, a sixth-round pick who was beset by injuries and appeared in just three games during the regular season, set a franchise rookie postseason record with 123 yards on 23 carries, repeatedly gashing the Philadelphia defense.

PACKERS NFL TITLE GAMES & PLAYOFFS
 COMMUNITY
 ADMIN. & COACHES
 VETERANS
 DRAFT & FREE AGENTS
 2023 REVIEW
 PLAYOFF HISTORY
 LAMBEAU FIELD
 MISC.

2010 NFC Wild Card Playoff, continued

The Packers' defense, led by Clay Matthews, Charles Woodson and a host of others, executed an aggressive game plan designed to contain the explosive Vick. They held him to just 33 yards rushing, and Philadelphia's 16 points were the fewest surrendered by Green Bay in a road playoff game since the 1997 NFC Championship Game, the last time the franchise won on the road in the postseason.

Packers	7	7	0	—	21
Philadelphia	0	3	7	6	— 16
GB — Crabtree 7 pass from Rodgers (Crosby kick)					
GB — J. Jones 9 pass from Rodgers (Crosby kick)					
Phi — FG Akers 29					
Phi — Avant 24 pass from Vick (Akers kick)					
GB — Jackson 16 pass from Rodgers (Crosby kick)					
Phi — Vick 1 run (pass failed)					

**PACKERS 48, ATLANTA 21**

2010 NFC Divisional Playoff
Jan. 15, 2011, at Georgia Dome, Atlanta

The Atlanta Falcons entered their divisional-round matchup against the Packers with the No. 1 seed in the NFC, home-field advantage throughout the playoffs, and a well-rested, veteran team set to take the field in front of more than 69,000 fans inside the Georgia Dome.

Green Bay entered with Aaron Rodgers, Tramon Williams and the momentum of having won three consecutive elimination games, and that was all the Packers would need to keep their playoff journey alive.

Just six days after clinching the Wild Card win at Philadelphia with a leaping interception in the end zone late in the fourth quarter, Williams outdid himself in Atlanta. He intercepted Pro Bowl quarterback Matt Ryan twice, the second of which was a virtual backbreaker he returned 70 yards for a touchdown as time expired in the first half. The momentum-changing play extended Green Bay's lead to 28-14 and sucked the life out of what had been a charged home crowd.

While Williams stole the show on defense, Rodgers put on one of the greatest individual performances in NFL postseason history. In a display of passing precision seldom seen on such a big stage, he completed 31 of 36 passes for 366 yards and three touchdowns through the air, also adding one on the ground. His ability to escape pressure, extend plays and deliver accurate throws downfield had the offense in rhythm from the opening gun, and had the Falcons defense searching for answers.

Throughout the game, the Packers compromised the identity Atlanta had established during their 13-3 regular season. The Falcons ranked No. 3 in the NFL in both time of possession and turnover margin during the regular season, but possessed the ball for only 21:41 and committed a total of four turnovers. They also boasted the NFC's leading rusher in standout back Michael Turner, but on this night, he was limited to just 39 yards, matching a season low.

Packers	0	28	14	6	—	48
Atlanta	7	7	0	7	—	21
Atl — Turner 12 run (Bryant kick)						
GB — Nelson 6 pass from Rodgers (Crosby kick)						
Atl — Weems 102 kickoff return (Bryant kick)						
GB — Kuhn 1 run (Crosby kick)						
GB — Jones 20 pass from Rodgers (Crosby kick)						
GB — Williams 70 interception return (Crosby kick)						
GB — Rodgers 7 run (Crosby kick)						
GB — Kuhn 7 pass from Rodgers (Crosby kick)						
Atl — White 6 pass from Ryan (Bryant kick)						
GB — FG Crosby 43						
GB — FG Crosby 32						

**PACKERS 21, CHICAGO 14**

2010 NFC Championship
Jan. 23, 2011, at Soldier Field, Chicago

A touchdown-saving tackle by a quarterback, a pair of interceptions by an undrafted rookie, and an interception return for a touchdown by a nose tackle. An improbable script to be sure, but one that played out in the NFC Championship Game at Soldier Field.

In what appeared to be an illustration of him picking up where he had left off the previous week at Atlanta, Aaron Rodgers led a pair of early scoring drives that staked Green Bay to a 14-0 halftime lead.

On the offense's first possession of the second half, Rodgers again led the unit inside the Chicago 10-yard line en route to what would seemingly be an insurmountable three-possession advantage. On third-and-goal, however, the quarterback was uncharacteristically intercepted at the 6 by veteran linebacker Brian Urlacher, who immediately embarked on a long return with most of the offensive players in his wake. Rodgers, the last man to beat, held his angle and dove at Urlacher's legs, tripping him up at the Chicago 45. The tackle ultimately kept the Bears off the scoreboard, as Chicago was forced to punt on the ensuing possession.

The Green Bay defense was once again outstanding in the early going, forcing five punts and an interception on Chicago's six first-half possessions. Rookie cornerback Sam Shields led the way by becoming the first rookie in NFL history to record a sack and an interception in a playoff game, accomplishing the feat on successive Bears possessions to close the first half.

Bears quarterback Jay Cutler was unable to move the ball with any regularity and also suffered a knee injury just before halftime. Following the first drive of the second half, he was replaced because of the injury by backup Todd Collins. The Packers' defense quickly rendered Collins ineffective, and he was benched after two possessions in favor of seldom-used third-stringer Caleb Hanie.

To the surprise of many, Hanie led the Bears on a 67-yard scoring drive at the start of the fourth quarter, tightening Green Bay's lead to 14-7. Two possessions later, Chicago took over at its own 10 and on third-and-5, Hanie was intercepted by nose tackle B.J. Raji, who then lumbered 18 yards for an unlikely albeit memorable touchdown that pushed the score to 21-7.

Refusing to quit, Hanie and the Bears' offense responded quickly, driving 60 yards on four plays, and finishing with a 35-yard touchdown on a catch-and-run by wide receiver Earl Bennett.

After a quick three-and-out by Green Bay, the Bears used 12 plays to get the ball to the Packers' 29-yard line. On a fateful fourth-and-5, Hanie looked deep over the middle but was intercepted by Shields, his second of the game. Green Bay kneeled down to run out the clock and the celebration ensued.

The Packers were presented the Halas Trophy inside the visitors' locker room and were set to begin preparations for the franchise's first Super Bowl appearance in 13 years, Super Bowl XLV at Cowboys Stadium in Arlington, Texas.

Packers	7	7	0	7	—	21
Chicago	0	0	0	14	—	14
GB — Rodgers 1 run (Crosby kick)						
GB — Starks 4 run (Crosby kick)						
Chi — Taylor 1 run (Gould kick)						
GB — Raji 18 interception return (Crosby kick)						
Chi — Bennett 35 pass from Hanie (Gould kick)						

**N.Y. GIANTS 37, PACKERS 20**

2011 NFC Divisional Playoff
Jan. 15, 2012, at Lambeau Field, Green Bay

The Packers had almost forgotten the feeling. After winning six consecutive elimination games to close out the 2010 season as world champions and then storming through the 2011 regular season with a franchise-best 15-1 record, the concept of defeat had become somewhat unfamiliar.

Unfortunately, these Packers picked the wrong day to play their sloppiest game of what had to that point been a fantastic season. Green Bay fell victim to a series of uncharacteristic, costly turnovers and a leaky pass defense that allowed Giants quarterback Eli Manning to throw for 330 yards and three TDs, leading to the

elimination of the top-seeded home team in front of a capacity crowd at Lambeau Field.

The two sides traded field goals on their opening possessions, but Manning found wide receiver Hakeem Nicks for a 66-yard touchdown later in the first quarter to put New York on top, 10-3. It wasn't the last time Nicks would haunt the Packers.

The second of the receiver's first-half touchdowns was a far more crushing blow, one that came on the final play of the second quarter when he hauled in a 37-yard Hail Mary throw from Manning amidst multiple Green Bay defenders in the end zone, giving the Giants a 20-10 halftime lead.

The turnover epidemic that had begun to befall the Packers' offense late in the second quarter continued when quarterback Aaron Rodgers was stripped in the pocket on the opening drive of the second half, his first lost fumble of the season. The Green Bay defense stood tall in the third frame, however, keeping the Giants off the board and allowing a Mason Crosby field goal to pull the Packers to within a touchdown at 20-13 to start the fourth.

But for a team that set a franchise record with just 14 giveaways in the regular season, it was the turnovers that were the ultimate difference in the game. Running back Ryan Grant fumbled following a reception with the Packers driving near midfield, trailing just 23-13 midway through the final quarter.

The Giants would score a touchdown on the very next play, and then again four minutes later, while also recovering an onside kick attempt, thus silencing any chance of a late Green Bay comeback.

N.Y. Giants	10	10	0	17	—	37
Packers	3	7	3	7	—	20

- NY — FG Tynes 31
- GB — FG Crosby 47
- NY — Nicks 66 pass from Manning (Tynes kick)
- GB — Kuhn 8 pass from Rodgers (Crosby kick)
- NY — FG Tynes 23
- NY — Nicks 37 pass from Manning (Tynes kick)
- GB — FG Crosby 35
- NY — FG Tynes 35
- NY — Manningham 4 pass from Manning (Tynes kick)
- GB — Driver 16 pass from Rodgers (Crosby kick)
- NY — Jacobs 14 run (Tynes kick)



PACKERS 24, MINNESOTA 10

2012 NFC Wild Card Playoff
Jan. 5, 2013, at Lambeau Field, Green Bay

Having split their two-game divisional series during the regular season, the border rivals squared off in a Wild Card game just six days after they'd met in a Week 17 finale at Minnesota.

It was in that game that a last-second field goal gave the Vikings the victory, earning them a playoff berth as the NFC's No. 6 seed and a trip to Lambeau Field to face the NFC North champion Packers in the opening round of the single-elimination tournament.

Members of a unit that had surrendered a total of 409 yards to All-Pro running back Adrian Peterson in the teams' two December meetings, Packers defenders vowed during the practice week that the explosive ball-carrier would not torment them again.

And they held true to that promise. Aided by an inactive list that featured Vikings starting quarterback Christian Ponder (who was sidelined by an elbow injury), the defense kept Peterson in check throughout the game, limiting him to just 99 yards on 22 carries (4.5 avg.), his second-lowest rushing total since Week 7 of the regular season.

Offensively for the Packers, Aaron Rodgers led a balanced attack that scored 24 unanswered points after the Vikings opened the game with a field goal on their opening drive.

Fullback John Kuhn scored both rushing and receiving touchdowns to cap drives going into and coming out of halftime, extending the Green Bay lead to 24-3 with 9:25 remaining in the third quarter and making an already uphill climb for the beleaguered Minnesota offense even steeper.

Backup quarterback Joe Webb hadn't attempted a pass during the regular season and was repeatedly pressured by the Packers' attacking front. Linebacker Clay Matthews led the way with two sacks, also forcing and recovering a fumble by Webb late in the third quarter.

Matthews' fumble recovery was part of a three-turnover effort by the Packers, one that also featured an interception by cornerback Sam Shields and the recovery of a muffed punt by linebacker Dezman Moses on special teams.

Webb connected with wide receiver Michael Jenkins for a touchdown with 3:39 remaining in the fourth quarter, but finished the game 11 of 30 passing for 180 yards.

Unfortunately for the Vikings, that wasn't enough to dethrone the division champions on their home field.

Minnesota	3	0	0	7	—	10
Packers	7	10	7	0	—	24

- Min — FG Walsh 33
- GB — Harris 9 run (Crosby kick)
- GB — FG Crosby 23
- GB — Kuhn 3 run (Crosby kick)
- GB — Kuhn 9 pass from Rodgers (Crosby kick)
- Min — Jenkins 50 pass from Webb (Walsh kick)



SAN FRANCISCO 45, PACKERS 31

2012 NFC Divisional Playoff
Jan. 12, 2013, at Candlestick Park, San Francisco

Cornerback Sam Shields raced down the sideline with a 52-yard interception return for a touchdown on the game's opening drive, and it appeared the Packers might be recapturing their divisional playoff magic. It was just two years earlier, in the 2010 postseason, that the Packers marched into Atlanta against the higher-seeded Falcons

and dismantled them on their home field, furthering their momentum en route to the Super Bowl.

But this wasn't 2010, and these were not the Atlanta Falcons. San Francisco quarterback Colin Kaepernick lifted himself off the turf after missing a tackle on Shields, took a deep breath, and went on to deliver a statistically dominating dual-threat performance.

The second-year passer recovered from his early turnover to repeatedly gash the Packers' defense with both his arm and legs during the game. He was particularly deadly carrying the ball, both on scrambles to escape pressure and on read-option plays the 49ers designed to take advantage of his speed and athletic ability.

By game's end, Kaepernick had carried 16 times for 181 yards (11.3 avg.), an NFL record for a quarterback in both the regular and postseasons. Following the early INT, he sharpened his precision throwing the ball and finished the game having completed 17 of 31 attempts for 263 yards and two TDs. Several of his throws went in the direction of wide receiver Michael Crabtree, who finished with nine catches for 119 yards (13.2 avg.) and a pair of second-quarter TDs that capitalized on Green Bay turnovers to help San Francisco recover from the initial deficit.

Despite the miscues, the Packers hung tough throughout the first half, answering the 49ers' offense with two 80-yard touchdown drives of their own. They pulled to within three points entering halftime, and a 31-yard field goal by kicker Mason Crosby tied the game at 24-24 with 8:25 remaining in the third quarter.

But it was at that point that the San Francisco offense went into overdrive. On the third play of the ensuing possession, Kaepernick faked a handoff to the inside and bolted off of the right edge, going untouched down the sideline for a 56-yard score.

The 49ers regained possession just two minutes later and traveled 93 yards for another touchdown, this time cashing in on a 2-yard run by Frank Gore on the opening play of the fourth quarter to extend the lead to 38-24.

All told, the 49ers' offense amassed 579 yards and the Packers were unable to ultimately overcome costly turnovers in the divisional round for the second consecutive year, leading to an early postseason exit for a team that appeared to be getting healthy and peaking at just the right time.

Packers	14	7	3	7	—	31
San Francisco	7	17	7	14	—	45

- GB — Shields 52 interception return (Crosby kick)
- SF — Kaepernick 20 run (Akers kick)
- GB — Harris 18 run (Crosby kick)
- SF — Crabtree 12 pass from Kaepernick (Akers kick)
- SF — Crabtree 20 pass from Kaepernick (Akers kick)
- GB — J.Jones 20 pass from Rodgers (Crosby kick)
- SF — FG Akers 26
- GB — FG Crosby 31
- SF — Kaepernick 56 run (Akers kick)
- SF — Gore 2 run (Akers kick)
- SF — Dixon 2 run (Akers kick)
- GB — G.Jennings 3 pass from Rodgers (Crosby kick)



SAN FRANCISCO 23, PACKERS 20

2013 NFC Wild Card Playoff
Jan. 5, 2014, at Lambeau Field, Green Bay

Nearly an entire calendar year had passed since San Francisco defeated Green Bay in the 2012 playoffs, yet the Packers and 49ers once again found themselves in familiar territory when January rolled around. Unlike the previous season, when the two teams met at Candlestick Park in the divisional round, the

2013 chapter of this rekindled rivalry was played in frigid temperatures at Lambeau Field.

Although the 2013 Packers faced question marks throughout the season due to an unprecedented number of injuries to key players, the team had always been able to rely on one thing — its resiliency. Only a week earlier, quarterback Aaron Rodgers returned from a broken collarbone to lead a game-winning, fourth-quarter touchdown drive against the Chicago Bears to clinch the NFC North, and the newly healthy team seemed to have adopted a never-say-die attitude that it was hoping to retain throughout the postseason.

When fullback John Kuhn plunged into the end zone from 1 yard out to give the Packers a 17-13 lead early in the fourth quarter, it appeared as if the Packers were destined to continue the resilient trend that they had displayed throughout the season.

However, the lead was short-lived, as a series of big plays on San Francisco's ensuing possession quelled the home team's momentum. Following a 37-yard kickoff return by running back LaMichael James, 49ers quarterback Colin Kaepernick triggered memories of the 2012 NFC Divisional playoff contest, dashing around left end on third-and-4 for a gain of 24 yards to the Green Bay 33. After a defensive holding penalty moved the ball to the Green Bay 28, Kaepernick found tight end Vernon Davis down the seam for the go-ahead score.

Trailing 20-17, Rodgers once again drove the Packers deep into 49ers' territory, but the drive stalled at the San Francisco 6 and the Packers were forced to settle for a Mason Crosby field goal that knotted the score at 20-20.

Needing only a field goal to send his team to the divisional round, Kaepernick took the field with just over five minutes remaining in regulation and set his sights on his third straight victory over the Packers. After completing an 11-yard strike to wide receiver Michael Crabtree, Kaepernick took a shotgun snap on second-and-10 from the San Francisco 31 and nearly committed a devastating error. Looking to his left, Kaepernick rifled a pass to receiver Anquan Boldin, who was in the midst of running a short out route to the left sideline. Rookie cornerback Micah Hyde, who had lined up as the nickel corner to cover Boldin in the slot, timed his jump perfectly and leapt in front of Kaepernick's pass, only to have the ball slip through his fingers, providing the 49ers' offense with a second chance.

That was all San Francisco needed, as Kaepernick completed a 17-yarder to Michael Crabtree on the following play and drove his team the rest of the way to set up a game-winning field goal attempt from the Packers' 15. Veteran kicker Phil Dawson drilled the kick as time expired and the Packers' season ended earlier than the Lambeau faithful had hoped.

San Francisco	6	7	0	10	—	23
Packers	0	10	0	10	—	20
SF — FG Dawson	22					
SF — FG Dawson	25					
GB — Nelson	5 pass from Rodgers (Crosby kick)					
SF — Gore	10 run (Dawson kick)					
GB — FG Crosby	34					
GB — Kuhn	1 run (Crosby kick)					
SF — Davis	28 pass from Kaepernick (Dawson kick)					
GB — FG Crosby	24					
SF — FG Dawson	33					



PACKERS 26, DALLAS 12

2014 NFC Divisional Playoff
Jan. 11, 2015, at Lambeau Field, Green Bay

Green Bay earned a bye in the postseason after winning their fourth consecutive NFC North title with a 12-4 record. The Packers finished 8-0 at home during the regular season for the 13th time in franchise history and the second time under Head Coach Mike McCarthy.

The Packers welcomed the longtime NFC rival Dallas Cowboys, who also finished an NFL-best 12-4, to Lambeau Field for the first time in the postseason since the 1967 NFL Championship Game, most commonly known as the "Ice Bowl."

Both teams entered the game after home victories over the Detroit Lions, Green Bay in Week 17 to win the division and Dallas in the Wild Card round. Each team also had a quarterback who overcame injuries during the season and finished in the top two in the NFL in passer rating.

The Packers and Cowboys exchanged touchdowns in the first quarter. Green Bay started it off with a 10-play, 60-yard drive that ended with Aaron Rodgers moving around the pocket on his injured calf to find Andrew Quarless for a score from 4 yards out. Dallas responded on the following drive, giving 62 yards in 12 plays as Tony Romo connected with FB Tyler Clutts for a 1-yard touchdown.

On the next drive, Jeremy Mincey recovered a Rodgers fumble at the Dallas 36-yard line and three plays later Romo found Terrance Williams on a 38-yard touchdown pass to go up, 14-7. After a Packers punt, the Cowboys drove to the Green Bay 27-yard line where they faced a third-and-1. A botched shotgun snap caused Romo to take a 5-yard loss and forced Dallas to attempt a 50-yard field goal that was blocked by Datone Jones and gave the Packers the ball at their own 40-yard line with 29 seconds left in the half. Rodgers completed three passes in four plays to travel 38 yards and set up a 40-yard field goal attempt. Mason Crosby converted it as time expired, cutting Dallas' lead to 14-10 at halftime.

After Green Bay stalled on the opening drive of the second half, the Packers defense came up big. Julius Peppers leaped to force a DeMarco Murray fumble that Jones recovered at the Cowboys' 44-yard line. Fueled by a 29-yard run by Eddie Lacy, the Packers reached the Dallas 12-yard line before settling for a 30-yard field goal to pull within one point. On the ensuing drive, the Cowboys used a mix of pass and run plays to drive 80 yards in six plays, with Murray finishing it off with a 1-yard touchdown run to take a 21-13 lead. Rodgers led the Packers right back down the field, completing four passes, including a 26-yarder to Randall Cobb and a 46-yard touchdown to Davante Adams on third-and-15 to get back within one point.

The Green Bay defense finished the third quarter with a Nick Perry sack of Romo, and then on the first play of the fourth quarter, Perry teamed with Mike Daniels to sack Romo to force a third-and-23 that Dallas did not convert. After a punt, Rodgers stayed hot, driving the Packers 80 yards with seven completed passes that included finding Richard Rodgers for a 13-yard score. After a failed two-point attempt, Green Bay was up, 26-21, with 9:10 left in the fourth quarter.

Following the kickoff, Murray recorded a 30-yard run to the Dallas 48-yard line. The Cowboys continued to the Packers' 32-yard line, where they faced a fourth-and-2 with just under five minutes to play. Romo launched a pass down the left sideline, where Sam Shields was covering Dez Bryant, who leaped to grab the ball on a play that was initially ruled a catch at the 1-yard line. After the Packers challenged, it was ruled incomplete since Bryant did not maintain possession through the ground. Green Bay ran off the remaining 4:06 by converting two third downs with a 26-yard completion to Adams and a 12-yard diving catch by Cobb.

Dallas	7	7	7	0	—	21
Packers	7	3	10	6	—	26
GB — Quarless	4 pass from A.Rodgers (Crosby kick)					
Dal — Clutts	1 pass from Romo (Bailey kick)					
Dal — Williams	38 pass from Romo (Bailey kick)					
GB — FG Crosby	40					
GB — FG Crosby	30					
Dal — Murray	1 run (Bailey kick)					
GB — Adams	46 pass from A.Rodgers (Crosby kick)					
GB — R.Rodgers	13 pass from A.Rodgers (pass failed)					

**SEATTLE 28, PACKERS 22 (OT)**

2014 NFC Championship
Jan. 18, 2015, at CenturyLink Field, Seattle

Green Bay made its second trip of the season to Seattle after opening at the defending Super Bowl champions in Week 1. It marked the Packers' third NFC Championship Game appearance in the past eight years (2007 and 2010).

The Packers opened the game by driving all the way down to the Seahawks' 29-yard line, but the drive stalled, and on third down Richard Sherman intercepted Aaron Rodgers in the end zone. Green Bay's defense would pick their MVP quarterback up by forcing a turnover three plays later when Ha Ha Clinton-Dix intercepted Russell Wilson, giving the offense the ball back at the Seattle 19-yard line. It took the Packers just two plays to go 18 yards, but runs by John Kuhn and Eddie Lacy were stuffed and Mason Crosby connected from 18 yards out to give Green Bay a 3-0 lead. On the ensuing kickoff, Brad Jones forced and Morgan Burnett recovered a fumble by Doug Baldwin at the Seahawks' 23-yard line, but the Packers would once again have to settle for a field goal to take a 6-0 lead after making it down to the 1-yard line.

After a three-and-out by Seattle, the Packers would take over at their own 44-yard line, and a mix of pass and run fueled a seven-play, 56-yard drive that was capped with a Rodgers-to-Randall Cobb 13-yard touchdown. Up 13-0 entering the second quarter, Green Bay's defense again did not let Seattle gain a first down and Micah Hyde returned a Jon Ryan punt 29 yards to the Seattle 33-yard line. It was the third and final time in the game that the Packers would start a drive inside Seattle territory, and just like the previous two, Green Bay would settle for a field goal, this time from 40 yards to take a 16-0 lead with just under 10 minutes to play in the second quarter. The teams combined for three turnovers on the next three drives: an interception by Clinton-Dix that gave Green Bay the ball at their own 32-yard line, an interception by Byron Maxwell that was returned five yards to the Seattle 31-yard line, and an interception by Sam Shields in the end zone. Clinton-Dix became just the third rookie (Joe Laws, Shields) and sixth player in team history to record two interceptions in a postseason game, while Shields registered his fifth career postseason interception, the most in franchise history.

The second half opened with three-and-outs by both teams before Seattle would get on the board for the first time. After driving to the Packers' 19-yard line in 10 plays, the Seahawks faced a fourth-and-10. Seattle punter/holder Ryan took the snap and rolled to his left, where he lofted a pass to Garry Gilliam for a 19-yard touchdown, cutting Green Bay's lead to nine points.

Both teams stalled on drives late in the third quarter and the fourth started with a 32-yard run by James Starks to the Seattle 43-yard line. The Seahawks defense again stood up in their own territory and forced the Packers to settle for a 48-yard field goal to go up, 19-7. Green Bay's defense responded by forcing Seattle to punt from the 50-yard line with seven minutes to play. After a three-and-out, Green Bay punted and the Seahawks took over on their own 46-yard line. On the next play, Burnett intercepted Wilson, returning it 4 yards to the Packers' 43-yard line. Three runs by Lacy did not earn a first down and a 30-yard punt by Tim Masthay left Seattle with the ball at their own 31-yard line with 3:52 to play. The Seahawks used a total of 12 offensive plays and one recovered inside kick to tally 15 points and take a 22-19 lead with 1:25 left in the fourth quarter. Rodgers completed three passes and scrambled for 12 yards to set up Crosby for a 48-yard field goal to tie the game at 22 with 11 seconds left.

Seattle won the toss in overtime and Wilson found Jermaine Kearse for an over-the-shoulder 35-yard touchdown on their opening drive to win by six.

Packers 13 3 0 6 0 — 22

Seattle 0 0 7 15 6 — 28

GB — FG Crosby 18

GB — FG Crosby 19

GB — Cobb 13 pass from A.Rodgers (Crosby kick)

GB — FG Crosby 40

Sea — Gilliam 19 pass from Ryan (Hauschka kick)

GB — FG Crosby 48

Sea — Wilson 1 run (Hauschka kick)

Sea — Lynch 24 run (Wilson-Willson pass)

GB — FG Crosby 48

Sea — Kearse 35 pass from Wilson

**PACKERS 35, WASHINGTON 18**

2015 NFC Wild Card Playoff
Jan. 10, 2016, at FedExField, Landover

Green Bay made the postseason for the 31st time in franchise history and set a record by making its seventh consecutive appearance (2009-15). The Packers traveled to face Washington, which had won its final four regular-season games on the way to an NFC East title. It was the second consecutive year

Green Bay faced the winner of the NFC East division, having defeated the Dallas Cowboys, 26-21, at Lambeau Field in the Wild Card round of the 2014 playoffs.

The game did not start out well for the Packers as they punted on their first drive, saw Aaron Rodgers sacked for a safety by Preston Smith on the second drive and punted on their final two drives of the first quarter. After the safety, Washington started at its own 45-yard line and drove down to have first-and-goal on the Green Bay 1-yard line after a DeSean Jackson touchdown was overturned on replay. The Packers defense stuffed Alfred Morris on first down and tackled him for a loss of a yard on second down. After a delay-of-game penalty on third down, Kirk Cousins threw an incomplete pass on third-and-7, forcing a Dustin Hopkins 25-yard field goal to put Washington up, 5-0.

Washington finished the first quarter and started the second quarter on a seven-play, 64-yard drive that was fueled by two 20-plus-yard receptions by Jordan Reed, including a 24-yard touchdown. After a Hopkins extra point hit the right upright, Washington led, 11-0. Green Bay's offense came alive in the second quarter, scoring on all three drives, including touchdown drives of 75 and 60 yards. A 43-yard Mason Crosby field goal after Mike Neal forced and recovered a fumble on a sack of Cousins at the Green Bay 39-yard line came between a 12-yard Rodgers touchdown pass to Randall Cobb and a 10-yard touchdown connection from Rodgers to Davante Adams, giving Green Bay a 17-11 lead at halftime.

Washington responded on the opening drive of the second half, traveling 73 yards in nine plays with Cousins running in from 3 yards for a touchdown to take an 18-17 lead. The Packers marched back down the field on the ensuing drive. After Green Bay threw the ball on five of the first six plays, it ran the ball on the final five plays, with Eddie Lacy recording a 30-yard run to the Washington 4-yard line and James Starks taking it into the end zone on the next play to go up by six points. The Packers forced a three-and-out on the Redskins' next possession and started a drive that carried over into the fourth quarter. It saw Green Bay mix run and pass to travel 76 yards in 10 plays with Lacy punching it in from 2 yards out and Rodgers finding Jared Abbrederis for the two-point conversion to take a 32-18 lead.

The Packers would hold Washington scoreless on their final four drives, turning them over on downs on all four, in part due to Green Bay recording four of the six sacks it had in the game over that span. The Packers' six sacks tied for the second most in a postseason game in franchise history (since 1963). Neal (2.0) and Nick Perry (2.5) led the pass rush against Washington and became the first duo in team playoff history to both record two-plus sacks in a postseason game.

Crosby would be responsible for the final score of the game, a 29-yard field goal that made it 35-18 with just under five minutes to play. Green Bay's offense was led by the running game as Lacy (63 yards and a touchdown) and Starks (53 yards and a touchdown) became the first Green Bay duo to both record 50-plus rushing yards and a rushing touchdown in a playoff game in franchise history.

Packers 0 17 7 11 — 35

Washington 5 6 7 0 — 18

Was — Safety, A.Rodgers sacked by P.Smith

Was — FG Hopkins 25

Was — Reed 24 pass from Cousins (Hopkins kick failed)

GB — Cobb 12 pass from A.Rodgers (Crosby kick)

GB — FG Crosby 43

GB — Adams 10 pass from A.Rodgers (Crosby kick)

Was — Cousins 3 run (Hopkins kick)

GB — Starks 4 run (Crosby kick)

GB — Lacy 2 run (A.Rodgers-Abbrederis pass)

GB — FG Crosby 29

**ARIZONA 26, PACKERS 20 (OT)**

2015 NFC Divisional Playoff

Jan. 16, 2016, at University of Phoenix Stadium, Glendale

Nearly three weeks after losing at Arizona, 38-8, Green Bay returned to face the Cardinals in the divisional round. It was the first post-season meeting since Arizona got the better of the Packers in a 51-45 overtime thriller at University of Phoenix Stadium in a 2009 Wild Card playoff.

For the second straight week, the Packers found themselves down early after their first two drives were three-and-outs that resulted in punts. Green Bay's defense forced the Cardinals to a three-and-out and a punt on the opening drive of the game, but Arizona found success on its second drive, marching 42 yards in 11 plays with Carson Palmer connecting with Michael Floyd from 8 yards out to take a 7-0 lead.

The Packers' last drive of the first quarter carried over into the second quarter and after 17 plays and 85 yards traveled, Mason Crosby hit a 28-yard field goal to pull within four. The drive proved to be costly as the Packers lost Randall Cobb for the game due to a chest injury he suffered on a diving 51-yard catch that would be nullified due to offsetting penalties. Green Bay would stop Arizona near midfield on the ensuing drive and after a punt, take over at its own 13-yard line. The Packers embarked on another 17-play drive, going 71 yards and once again getting a Crosby field goal, this time from 34 yards out. The Packers' two long drives gave them an 17:26 to 12:34 advantage in time of possession after two quarters, but they trailed, 7-6.

The second half began with each team turning the ball over. Aaron Rodgers was intercepted by Rashad Johnson at the Green Bay 48-yard line, and three plays later, Palmer was picked off by Ha Ha Clinton-Dix at the Green Bay 19-yard line. On the ensuing drive, Eddie Lacy recorded a 61-yard run to the Arizona 8-yard line, the second longest in franchise postseason history behind only James Lofton's 71-yard TD run at Dallas on Jan. 16, 1983. Green Bay would cash in two plays later when Rodgers found Jeff Janis for an 8-yard touchdown to put Green Bay up, 13-7. Arizona responded with a 10-play, 74-yard drive that ended with a Chandler Catanzaro 28-yard field goal to pull the Cardinals within three points.

After Green Bay failed to make a first down on its next drive, Arizona drove down to the 10-yard line, and on the second play of the fourth quarter, Damarious Randall intercepted Palmer in the end zone. After the Packers' ensuing drive stalled at their own 43-yard line, the Cardinals took over at their own 20-yard line following a Tim Masthay punt. Arizona used a mix of pass and run in a 14-play, 80-yard drive that was capped off with a touchdown when a Palmer pass that was intended for Larry Fitzgerald was deflected to Floyd in the end zone, putting Arizona up, 17-13, with 3:44 to play in the game. Green Bay failed to record a first down on four plays, giving the ball back to Arizona on the Packers' 25-yard line with just 2:38 remaining. Following two runs and an incomplete pass, Catanzaro recorded a 36-yard FG to put Arizona up by seven.

With 1:55 left in the game, Green Bay took over at its own 14-yard line. The first three plays of the drive involved two incompletions and a Dwight Freeney sack, leaving the Packers with a fourth-and-20 from their own 4-yard line. With 55 seconds left on the clock, Rodgers found Janis for a 60-yard completion to the Arizona 36-yard line. An illegal-motion penalty and incomplete pass left Green Bay 41 yards away from the end zone with five seconds remaining. On the final play of regulation, Rodgers launched a pass that Janis would leap to catch in the end zone, combining with a Crosby extra point to send the game into overtime.

Arizona won the coin toss, chose to receive, and used two passes from Palmer to Fitzgerald, 75 yards on the first play and 5 yards on the third play of the drive, to score a touchdown and win the game, 26-20.

Packers	0	6	7	7	0	—	20
Arizona	7	0	3	10	6	—	26

Ariz — Floyd 8 pass from Palmer (Catanzaro kick)

GB — FG Crosby 28

GB — FG Crosby 34

GB — Janis 8 pass from A.Rodgers (Crosby kick)

Ariz — FG Catanzaro 28

Ariz — Floyd 9 pass from Palmer (Catanzaro kick)

Ariz — FG Catanzaro 36

GB — Janis 41 pass from A.Rodgers (Crosby kick)

Ariz — Fitzgerald 5 pass from Palmer

**PACKERS 38, N.Y. GIANTS 13**

2016 NFC Wild Card Playoff

Jan. 8, 2017, at Lambeau Field, Green Bay

The Green Bay Packers earned a home postseason game by capturing their fifth division title in the last six seasons and set a franchise record with their eighth consecutive playoff berth.

The Wild Card round brought a rematch with a New York Giants team that Green Bay beat, 23-16, at Lambeau Field in Week 5.

As in the first meeting, the Giants' first two scores were field goals while the Packers' were touchdowns, resulting in a 14-6 advantage for Green Bay entering halftime. It would have been a one-point margin at the half, but Aaron Rodgers found Randall Cobb on a Hail Mary that covered 42 yards to end the second quarter.

The second half began with both teams punting and then the Packers being stopped on third and fourth down from their own 42-yard line when they failed to pick up a yard.

A couple plays later, New York brought the game to 14-13 with a big play of its own, a 41-yard touchown pass from Eli Manning to Tavarres King.

Green Bay responded on the following drive with Rodgers completing a 13-yard pass to Jared Cook, a 20-yard pass to Davante Adams and a 30-yard touchdown to Cobb. The four-play drive traveled 63 yards in 2:23 to put the Packers up by eight points late in the third quarter.

Green Bay's defense responded by forcing a three-and-out, and Micah Hyde returned the ensuing punt 23 yards to the New York 37-yard line. The good field position led to a Mason Crosby field goal from 32 yards and put the Packers up, 24-13, entering the fourth quarter.

The Packers offense helped put the game out of reach, scoring touchdowns on its first two drives of the fourth quarter to make it 38-13.

Green Bay would not give up a point in the fourth quarter while forcing a punt and two turnovers: a forced and recovered fumble by Clay Matthews on a sack of Manning and an interception by Damarious Randall that he returned 78 yards in the final minute of the game.

N.Y. Giants	3	3	7	0	—	13
Packers	0	14	10	14	—	38

NY — FG Gould 26

NY — FG Gould 40

GB — Adams 5 pass from A.Rodgers (Crosby kick)

GB — Cobb 42 pass from A.Rodgers (Crosby kick)

NY — King 41 pass from Manning (Gould kick)

GB — Cobb 30 pass from A.Rodgers (Crosby kick)

GB — FG Crosby 32

GB — Cobb 16 pass from A.Rodgers (Crosby kick)

GB — Ripkowski 1 run (Crosby kick)

**PACKERS 34, DALLAS 31**

2016 NFC Divisional Playoff

Jan. 15, 2017, at AT&T Stadium, Arlington

The Packers faced the Cowboys in the divisional round for the second time in three years, previously beating Dallas, 26-21, at Lambeau Field in the 2014 postseason.

It was Green Bay's first postseason game at Dallas since the 1995 NFC Championship Game, a 38-27 Cowboys victory.

For the second week in a row, the Packers faced a team they played during the regular season. In Week 6, Dallas beat Green Bay, 30-16, at Lambeau Field. The Cowboys got off to a fast start in that matchup, taking a 17-6 lead into the half. In the divisional contest, the Packers got off to a hot start, scoring touchdowns on their first three possessions to go up, 21-3, midway through the second quarter.

Green Bay's last two drives of the first half resulted in punts, while Dallas used a touchdown and a field goal on its final two drives to pull within eight points at halftime.

The Packers answered on the opening drive in the third quarter, going 75 yards in six plays as Aaron Rodgers finished the drive with a 26-yard pass to Jared Cook and then a 3-yard pass to Cook for a touchdown.

On the ensuing drive, the Cowboys marched down to the Green

Bay 19-yard line, but on second-and-1, Micah Hyde jumped a short pass for Cole Beasley, intercepting Dak Prescott and running 18 yards to the 39-yard line.

Dallas returned the favor on the next drive, as Jeff Heath intercepted a deep pass from Rodgers on the Cowboys' 14-yard line and returned it 27 yards to the Dallas 41. The Cowboys' following drive would lead into the fourth quarter and result in a 6-yard touchdown pass from Prescott to Jason Witten to pull Dallas to within eight points.

The Cowboys defense forced a three-and-out on the next drive. After going 59 yards in 10 plays on its previous drive, Dallas marched 80 yards in 11 plays, with Prescott finding Dez Bryant for a 7-yard touchdown and then Prescott running in the two-point conversion to tie the game at 28 with just over four minutes to play.

The teams would go back and forth over the final few minutes. First, Green Bay drove 37 yards in 10 plays and Mason Crosby connected from 56 yards to put the Packers up three with just over a minute and a half on the clock.

Prescott then led Dallas 42 yards in six plays and Dan Bailey tied the game with a 52-yard field goal with 35 seconds left.

With 12 seconds on the clock, Green Bay faced a third-and-20 from its own 32-yard line. Rodgers bought some time, rolled to his left and found Cook, who tiptoed on the sideline to complete a 35-yard play that gave the Packers the ball at the Dallas 32-yard line with three seconds on the clock. Crosby connected from 51 yards at time expired to give the Packers a 34-31 victory.

Packers	7	14	7	6	—	34
Dallas	3	10	0	18	—	31
Dal — FG Bailey 50						
GB — R.Rodgers 34 pass from A.Rodgers (Crosby kick)						
GB — Montgomery 3 run (Crosby kick)						
GB — Montgomery 1 run (Crosby kick)						
Dal — Bryant 40 pass from Prescott (Bailey kick)						
Dal — FG Bailey 33						
GB — Cook 3 pass from A.Rodgers (Crosby kick)						
Dal — Witten 6 pass from Prescott (Bailey kick)						
Dal — Bryant 7 pass from Prescott (Prescott run)						
GB — FG Crosby 56						
Dal — FG Bailey 52						
GB — FG Crosby 51						



PACKERS 28, SEATTLE 23

2019 NFC Divisional Playoff

Jan. 12, 2020, at Lambeau Field, Green Bay

The Green Bay Packers captured the team's first division title since 2016 with a 13-3 regular-season record that also secured them a bye and the No. 2 seed in the NFC. Head Coach Matt LaFleur was the first coach in franchise history to lead his team to the postseason in his first season.

The Packers welcomed a familiar foe to Lambeau Field for the divisional round, facing the Seattle Seahawks for the sixth consecutive season (2014-19) in either the regular and/or postseason.

Green Bay came out strong with a 23-yard run from Aaron Jones on the first offensive play. In all, the Packers drove 75 yards in eight plays with Aaron Rodgers finding Davante Adams for a 20-yard score to take a 7-0 lead.

The next two possessions for each team resulted in punts and then the Seahawks put together a six-play, 32-yard drive to set up a 45-yard field goal from Jason Myers to cut the lead to four points in the final minute of the first quarter.

Green Bay answered with two 1-yard rushing TDs from Jones on its next two drives to go up, 21-3.

First, the Packers went 75 yards in nine plays on a drive that was kick-started with Rodgers completing three consecutive passes, 18- and 15-yarders to Adams and an 8-yarder to Marquez Valdes-Scantling that brought Green Bay from its own 36-yard line to the Seattle 23-yard line. After an illegal block above the waist by Elgton Jenkins sent the Packers back 10 yards, Green Bay used four runs from Jones, as well as two Seattle penalties, to get seven more points.

After a 50-yard field goal attempt from Myers went wide right, the Packers took over on their own 40-yard line. Late-season pickup Tyler Ervin ran 18 yards on Green Bay's first play of a drive that used seven run plays and three pass plays to go 60 yards and put the Packers up 18 heading into halftime.

Both teams would trade scores on the first three possessions of the second half. First, Seattle used 10 plays to go 69 yards and Marshawn Lynch found the end zone from a yard out to cut the Packers' lead to 11 points.

Facing a third-and-six on the ensuing drive, Rodgers connected with Jimmy Graham for 27 yards, and then two plays later Rodgers found Adams for a 40-yard TD and Green Bay was up, 28-10. Adams' two TD receptions gave him six for his career in the postseason as he moved into a tie for No. 2 in team playoff history (WR Greg Jennings) behind only WR Antonio Freeman (10).

The Seahawks would answer with another long drive, going 84 yards in 12 plays with Russell Wilson finding Tyler Lockett for a 7-yard TD and the Green Bay lead was again cut to 11 points.

After a three-and-out by the Packers that went into the fourth quarter, Seattle marched 79 yards in nine plays and Lynch scored again from a yard out to make it 28-23 with just under 10 minutes to play.

Green Bay did not score on its next possession, but did use up almost five minutes of clock before punting to Seattle. The Seahawks had the ball with just under five minutes to play, but couldn't get a drive going and punted after five plays.

The Packers had the ball with a five-point lead and 2:32 left in the game. On third-and-8, Rodgers found Adams for a 32-yard gain. Green Bay faced another long third down, this time needing 9 yards, and Rodgers connected with Graham for a first down and the Packers would go on to run the clock out and win, 28-23.

Adams set a single-game franchise playoff record with 160 receiving yards on eight catches (20.0 avg.) and also became the first player in team history to register 150-plus receiving yards and two-plus TD catches in a postseason game.

Seattle	3	0	14	6	—	23
Packers	7	14	7	0	—	28
GB — D.Adams 20 pass from Rodgers (Crosby kick)						
Sea — FG Myers 45						
GB — Jones 1 run (Crosby kick)						
GB — Jones 1 run (Crosby kick)						
Sea — Lynch 1 run (Myers kick)						
GB — D.Adams 40 pass from Rodgers (Crosby kick)						
Sea — Lockett 7 pass from R.Wilson (Myers kick)						
Sea — Lynch 1 run (pass failed)						



ATLANTA 44, PACKERS 21

2016 NFC Championship

Jan. 22, 2017, at Georgia Dome, Atlanta

The Packers played in their seventh NFC title contest since the 1970 AFL-NFL merger. It was Green Bay's fourth NFC Championship Game appearance in the previous 10 seasons (2007-16), the most in the NFC over that span.

It was the Packers' second trip to Atlanta on the season, having lost, 33-32, back in Week 8.

Unlike the previous two games where Green Bay defeated a team they faced in the regular season, the Packers would come up short.

The Falcons took control of the game right away, scoring three touchdowns and a field goal on five first-half possessions. Green Bay had success moving the football on its first two possessions, but missed a 41-yard field goal and lost a fumble that was recovered by Atlanta in the end zone for a touchback.

A punt and an interception on the next two drives left the Packers trailing, 24-0, at halftime.

A 73-yard touchdown on a short pass from Matt Ryan to Julio Jones on the Falcons' first possession of the second half brought the lead to 31-0. The teams exchanged a couple of touchdowns on the way to a 44-21 Atlanta victory.

Packers	0	0	15	6	—	21
Atlanta	10	14	13	7	—	44
Atl — Sanu 2 pass from Ryan (Bryant kick)						
Atl — FG Bryant 28						
Atl — Ryan 14 run (Bryant kick)						
Atl — Jones 5 pass from Ryan (Bryant kick)						
Atl — Jones 73 pass from Ryan (Bryant kick)						
GB — Adams 2 pass from A.Rodgers (Crosby kick)						
Atl — Freeman 4 pass from Ryan (Bryant kick failed)						
GB — Nelson 3 pass from A.Rodgers (Ripkowski run)						
Atl — Coleman 3 run (Bryant kick)						
GB — Cook 1 pass from A.Rodgers (run failed)						



SAN FRANCISCO 37, PACKERS 20

2019 NFC Championship
Jan. 19, 2020, at Levi's Stadium, Santa Clara

The Packers played in their sixth conference championship on the road since 1970, tied for the third most in the NFL from 1970-2019 (Dallas Cowboys, nine / New England Patriots, seven). LaFleur became the first head coach to reach a conference championship in his first season since Jim Harbaugh led San Francisco to the NFC Championship Game in 2011.

This was just the second time the Packers had been a part of a postseason game featuring two teams that both won 13-plus regular-season games. The other instance was at the 49ers in the 1997 NFC Championship Game when both teams posted 13-3 regular-season records.

Green Bay traveled to play San Francisco for the second time, having previously lost a late-November game, 37-8. Once again the 49ers jumped out to an early lead. After the Packers forced San Francisco to punt on its first possession, the 49ers would score on their final five possessions of the first half (three TDs and two field goals) to hold a 27-0 lead halfway through the game. The first-half surge by San Francisco was fueled by a rushing attack that racked up 185 yards and three TDs on 22 carries (8.4 avg.).

The Packers tried to claw their way back in the second half, scoring TDs on their first three possessions. First, Aaron Rodgers found Aaron Jones from 9 yards out to cap off an 11-play, 75-yard drive, then Jones punched it in from the 1-yard line to finish a 10-play, 75-yard drive and on the third possession, Rodgers connected with Jace Sternberger on an 8-yard strike.

The 49ers had scored on their first possession of the second half, so they had a 34-20 lead and the ball with 8:10 left in the fourth quarter. San Francisco would go 49 yards in 10 plays while using just under five minutes of clock to get three more points as Robbie Gould connected from 42 yards out.

Green Bay's next possession resulted in an interception and the 49ers would run out the clock in their 37-20 win.

Packers	0	0	7	13	—	20
San Francisco	7	20	7	3	—	37
SF — Mostert 36 run (Gould kick)						
SF — FG Gould 54						
SF — Mostert 9 run (Gould kick)						
SF — FG Gould 27						
SF — Mostert 18 run (Gould kick)						
GB — Jones 9 pass from Rodgers (Crosby kick)						
SF — Mostert 22 run (Gould kick)						
GB — Jones 1 run (pass failed)						
GB — Sternberger 8 pass from Rodgers (Crosby kick)						
SF — FG Gould 42						



PACKERS 32, L.A. RAMS 18

2020 NFC Divisional Playoff
Jan. 16, 2021, at Lambeau Field, Green Bay

The Green Bay Packers won back-to-back division titles with a 13-3 regular-season record that also secured them a bye and the No. 1 seed in the NFC. Head Coach Matt LaFleur was just the second NFL head coach since the league went to a divisional format in 1967 to win 13-plus games and a division title in both of his first two seasons, joining George Selbert of the 49ers (1989-90).

Green Bay opened the divisional game by forcing a Rams three-and-out and a punt. The Packers marched 63 yards in 12 plays to set up a Mason Crosby 24-yard field goal.

The Rams responded with an eight-play, 62-yard drive that was highlighted by Jared Goff completing passes of 28 yards to Josh Reynolds and 19 yards to Robert Woods on back-to-back plays. The drive stalled when Preston Smith stopped Cam Akers for a 1-yard gain on third-and-2, resulting in Matt Gay connecting on a 37-yard field goal to tie the game.

The Packers answered, scoring touchdowns on each of their next four drives. Green Bay first went 84 yards in 14 plays, finishing with Aaron Rodgers finding Davante Adams for the 1-yard score. The TD grab gave Adams seven for his career and the No. 2 spot in team history for playoff receiving TDs (Antonio Freeman, 10).

The Packers defense, led by a 7-yard sack by Za'Darius Smith on second down, forced a punt after three plays on the next possession. An unsportsmanlike-conduct penalty on the punt on Nsmiba Webster gave Green Bay the ball at the Rams' 47-yard line. It took the Packers nine plays to travel the rest of the way as Rodgers ran it in from a yard out. A bad snap on the extra point resulted in no kick and a failed attempt, leaving Green Bay with a 16-3 lead.

The Rams' next drive included a couple of nice runs by Akers (10 and 13 yards) and a 21-yard pass from Goff to Reynolds, as they went 75 yards in nine plays with Van Jefferson hauling in a short pass for a 4-yard TD to punt within six points with 29 seconds left in the first half.

After a touchback, Rodgers completed a 21-yard pass to Adams and a 33-yard pass to Robert Tonyan to go from their own 25-yard line to the Rams' 21-yard line. After two incompletions, Crosby was good from 39 yards out and it was 19-10 at the half.

The Packers opened the second half with the ball and for the sixth consecutive drive would finish with points. After a touchback, Aaron Jones went 60 yards to the Rams' 15-yard line. Four plays later, Jones finished the drive that had runs on five of six plays with a 1-yard TD run. A failed two-point conversion attempt left Green Bay up, 25-10.

After punts by both teams on their next possessions, the Rams drew within seven points by driving 79 yards in 11 plays with Akers finishing it off by finding the end zone from 7 yards away on a direct snap. Los Angeles tacked on a hook-and-lateral two-point conversion that saw Goff pass to Jefferson, who tossed it to Akers.

Green Bay got to the Rams' 47-yard line on the next drive, but was forced to punt. After a JK Scott punt pinned the Rams at their own 6-yard line, the Rams gained a first down, but a Kenny Clark sack of Goff led to a third-and-16 that the Rams did not convert, forcing a punt early in the fourth quarter. On the next possession, Rodgers found Allen Lazard for a 58-yard TD to put the Packers up, 32-18, with under seven minutes to play.

The Rams' next drive started at their own 41-yard line after a 38-yard kickoff return from Webster. But it wouldn't go much further as Rashaan Gary sacked Goff for a loss of 4 yards to give Green Bay the ball with just under five minutes to play. It would turn out to be the final drive of the game for the Rams as the Packers, using a mix of run and pass, ran the clock out.

L.A. Rams	3	7	8	0	—	18
Packers	3	16	6	7	—	32
GB — FG Crosby 24						
LAR — FG Gay 37						
GB — D.Adams 1 pass from Rodgers (Crosby kick)						
GB — Rodgers 1 run (pass failed)						
LAR — Jefferson 4 pass from Goff (Gay kick)						
GB — FG Crosby 39						
GB — Jones 1 run (pass failed)						
LAR — Akers 7 run (Goff-Akers pass)						
GB — Lazard 58 pass from Rodgers (Crosby kick)						



TAMPA BAY 31, PACKERS 26

2020 NFC Championship
Jan. 24, 2021, at Lambeau Field, Green Bay

The Packers played in their ninth NFC title contest since the 1970 AFL-NFL merger and their fourth since 2014 (2014, 2016, 2019), the most in the NFC over that span. It marked the first time since 1995-97 that Green Bay appeared in consecutive NFL title games. It was

the third time (1996 and 2007) that Lambeau Field hosted the NFC Championship Game.

On the first drive of the game, Tampa Bay traveled 66 yards in nine plays and converted three third downs, including a 15-yard touchdown pass from Tom Brady to Mike Evans, to take a 7-0 lead.

After the teams exchanged punts, the Packers would tie it up early in the second quarter as Green Bay drove 90 yards in seven plays using a couple of big passes. Aaron Rodgers connected with Allen Lazard for 23 yards and a few plays later found Marquez Valdes-Scantling for a 50-yard TD.

The Buccaneers responded quickly and needed just four plays to cover 73 yards and take a 14-7 lead. On back-to-back snaps, Brady found Chris Godwin for a 52-yard gain and then Leonard Fournette finished the drive with a 20-yard TD run.

On the following possession, the Packers ate up over seven minutes of clock, going 69 yards in 15 plays and adding three points via a Mason Crosby 24-yard field goal.

Tampa Bay was forced to punt, and then on the fourth play of the Packers' next drive, Sean Murphy-Bunting picked off a Rodgers pass to give the Buccaneers the ball on their own 49-yard line with 28 seconds left in the first half. With eight seconds remaining, Brady found a streaking Scotty Miller for a 39-yard TD and Tampa Bay carried a 21-10 lead into the half.

On the first possession of the second half, Jordan Whitehead put a hit on Jones that would end his day and force a fumble that was recovered by Devin White, who returned it 21 yards to the GB 8-yard line. On the next play, Brady connected with Cameron Brate for an 8-yard score and the Buccaneers went up, 28-10.

The Packers would rally to get back in the game. First, Green Bay took eight plays to go 75 yards on a drive that included a 24-yard pass to Valdes-Scantling, a 16-yard pass to Lazard and a TD pass to Robert Tonyan from 8 yards out.

Green Bay's defense responded as Adrian Amos intercepted Brady on the next drive, giving the Packers the ball at their own 32-yard line. The Packers would use the running of Jamaal Williams and rookie AJ Dillon as well as the pass to march down the field, and on the 13th play of the drive, Rodgers and Davante Adams connected for a 2-yard TD. But the two-point conversion failed and the Packers trailed, 28-23, in the final seconds of the third quarter.

Jaire Alexander intercepted Brady on each of the next two possessions, giving the ball to Green Bay at their own 19-yard line and their own 24-yard line, but each ensuing drive was a three-and-out for the Packers and resulted in a punt.

With just over eight minutes to play in the game, the Buccaneers put together an eight-play drive that was capped off by a 46-yard field goal by Ryan Succop to take an eight-point lead with just under five minutes to play.

On the next drive, Green Bay vaulted into Tampa Bay territory with a 29-yard pass to Valdes-Scantling and got down to the 8-yard line before three straight incompletions led to a Crosby field goal from 26 yards out to pull the Packers to within five with 2:09 to play.

The Buccaneers faced a third-and-4 with 1:46 on the clock and a Brady pass sailed incomplete, but defensive pass interference was called on Kevin King to give Tampa Bay a first down. From there, the Buccaneers would move the sticks once more to end it.

Tampa Bay	7	14	7	3	—	31
Packers	0	10	13	3	—	26
TB — Evans 15 pass from Brady (Succop kick)						
GB — Valdes-Scantling 50 pass from Rodgers (Crosby kick)						
TB — Fournette 20 run (Succop kick)						
GB — FG Crosby 24						
TB — Miller 39 pass from Brady (Succop kick)						
TB — Brate 8 pass from Brady (Succop kick)						
GB — Tonyan 8 pass from Rodgers (Crosby kick)						
GB — D.Adams 2 pass from Rodgers (pass failed)						
TB — FG Succop 46						
GB — FG Crosby 26						



SAN FRANCISCO 13, PACKERS 10

2021 NFC Divisional Playoff
Jan. 22, 2022, at Lambeau Field, Green Bay

The Green Bay Packers won their third consecutive division title with a 13-4 regular-season record that also secured them a bye and the No. 1 seed in the NFC for the second straight year. Matt LaFleur became the first NFL head coach to win 13-plus games in three straight seasons.

Green Bay faced San Francisco for the second time, having previously won a late-September road game, 30-28, on a Mason Crosby field goal as time expired. That contest was played in Santa Clara, Calif., with a kickoff temperature of 69 degrees while the kickoff temperature at Lambeau for this playoff contest was 14 degrees with a wind chill of zero.

The Packers started strong, going 69 yards on 10 plays on the opening drive with a mix of run and pass. AJ Dillon finished the drive with a 6-yard run up the middle for a touchdown and Green Bay was up, 7-0.

After forcing a three-and-out on the 49ers' first offensive possession, the Packers used four plays to get to the SF 42-yard line before Fred Warner forced Marcedes Lewis to fumble and it was recovered by Dre Greenlaw. On the second play of the next possession, Rasul Douglas forced a fumble on Brandon Aiyuk that was recovered and returned 21 yards to the 49ers' 40-yard line by Krys Barnes, but the replay official overturned the call on the field, calling the pass incomplete.

Both teams ended the next few drives with punts and then late in the second quarter the 49ers drove down to the Packers' 21, where Adrian Amos intercepted Jimmy Garoppolo at the 4-yard line with just over a minute left in the first half. Aaron Rodgers connected with Aaron Jones for a 75-yard completion to the San Francisco 14 with 26 seconds left. A couple plays later, San Francisco blocked a 39-yard field goal by Crosby to end the half.

The 49ers opened the third quarter with a 45-yard kickoff return to midfield by Deebo Samuel. San Francisco went 39 yards in 10 plays and Robbie Gould connected from 29 yards out to cut the Packers' lead to four points.

After a three-and-out drive by each team, Green Bay finished the third quarter and started the fourth quarter with a 14-play, 57-yard drive that set up a Crosby field goal from 33 yards out to put the Packers up, 10-3.

San Francisco looked to answer, taking eight plays to make it down to the Green Bay 19 with just over six minutes to play, but on fourth-and-1, Elijah Mitchell was dropped for a loss of a yard by Rashan Gary and De'Vondre Campbell. The 49ers defense only allowed the Packers to gain 2 yards on three plays on the ensuing drive, and with just under five minutes to play, Jordan Willis broke through and blocked a Corey Bojorquez punt high in the air. Talanoa Hufanga picked up the loose ball and returned it 6 yards for a touchdown.

With the game tied at 10, the Packers went backwards on their next drive, resulting in a 57-yard Bojorquez punt. The 49ers started the ensuing drive at the Green Bay 39-yard line with 3:20 on the clock. Through a mix of run and pass, San Francisco traveled 44 yards in nine plays and Gould connected from 45 yards out to win the game as time expired.

San Francisco	0	0	3	10	—	13
Packers	7	0	0	3	—	10
GB — Dillon 6 run (Crosby kick)						
SF — FG Gould 29						
GB — FG Crosby 33						
SF — Hufanga 6 blocked punt return (Gould kick)						
SF — FG Gould 45						

PACKERS' NFL TITLE GAMES & PLAYOFFS
COMMUNITY
ADMIN. & COACHES
VETERANS
DRAFT & FREE AGENTS
2023 REVIEW
PLAYOFF HISTORY
LAMBEAU FIELD
MISC.



PACKERS 48, DALLAS 32

2023 NFC Wild Card Playoff
Jan. 14, 2024, at AT&T Stadium, Arlington

The Packers won the final three games of the regular season to make their 36th postseason appearance, tied with the Cowboys for the most in league history.

Green Bay came out firing with a 67-yard drive on 12 plays that resulted in a 3-yard touchdown run by Aaron Jones. After the teams exchanged punts, Jaire Alexander intercepted Dak Prescott to give the Packers the ball at the Dallas 19-yard line. A few plays later, Jones took it in from a yard out for a 14-0 lead.

After another punt by the Cowboys, Jordan Love led the Packers 93 yards in 10 plays, finding Dontayvion Wicks for a TD from 20 yards out and the Packers were up, 20-0. On the next possession, Darnell Savage intercepted a Prescott pass and took it 64 yards for a score and a 27-0 lead.

The Cowboys responded, traveling 55 yards on 12 plays and on the last play of the second quarter, Prescott and Jake Ferguson connected from a yard out for a TD to cut the Packers lead to 20 at the half.

Dallas opened the third quarter with another 12-play drive, but it stalled, resulting in a field goal. Green Bay responded as Love found Romeo Doubs for a 46-yard gain to the Dallas 17 and Jones used runs of 8 and 9 yards on consecutive plays to put the Packers up, 34-10.

The two teams exchanged touchdowns to end the third quarter, a 1-yard run by Tony Pollard for the Cowboys and a 38-yard catch and run by Luke Musgrave to have the Packers up, 41-16, heading into the fourth quarter.

The final 15 minutes began with the Packers on the move, capping an eight-play, 40-yard drive with Love finding Doubs for a 3-yard score to go up, 48-16. The scoring would be completed by two Dallas TDs to make the final a 16-point Green Bay victory. The win ended the Cowboys' 16-game home winning streak.

The Wild Card win at Dallas was the first time in franchise history (regular season or playoffs) that the Packers posted 48-plus points, 400-plus total yards, zero giveaways and zero sacks allowed in a game. Green Bay also became the first NFL team in postseason history to hit those marks in a game and was the youngest team to win a playoff game since the merger (1970).

Love and Texans C.J. Stroud tied for the top passer rating (157.2) in a quarterback's first playoff start (min. 15 pass att.), according to the Elias Sports Bureau.

Packers 7 20 14 7 — 48

Dallas 0 7 9 16 — 32

GB — A.Jones 3 run (Carlson kick)

GB — A.Jones 1 run (Carlson kick)

GB — Wicks 20 pass from Love (Carlson kick failed)

GB — Savage 64 interception return (Carlson kick)

Dal — Ferguson 1 pass from Prescott (Aubrey kick)

Dal — FG Aubrey 34

GB — A.Jones 9 run (Carlson kick)

Dal — Pollard 1 run (Aubrey kick failed)

GB — Musgrave 38 pass from Love (Carlson kick)

GB — Doubs 3 pass from Love (Carlson kick)

Dal — Ferguson 7 pass from Prescott (Dowdle run)

Dal — Ferguson 14 pass from Prescott (Prescott run)



SAN FRANCISCO 24, PACKERS 21

2023 NFC Divisional Playoff
Jan. 20, 2024, at Levi's Stadium, Santa Clara

The Packers and 49ers faced off for the 10th time in the postseason, the most between any two teams in NFL playoff history. It was the fifth meeting between Green Bay and San Francisco in the Divisional Playoffs (1995, 1996, 2012, 2021).

The Packers faced the 49ers in the postseason for the third time in four seasons (2020, 2022). Dating back to the 2014 season, San Francisco was the second opponent the Packers had faced three times in the playoffs (Dallas, 2014, 2016, 2023).

In what was a back-and-forth contest, the Packers struck first, driving 58 yards on 14 plays with an Anders Carlson 29-yard field goal on the opening possession. After a 49ers punt, the Packers put another drive together down to the San Francisco 14-yard line, but got stopped on third and fourth down with 1 yard to gain.

San Francisco responded with a 12-play, 86-yard drive capped off by a 32-yard TD pass from Brock Purdy to George Kittle, taking a 7-3 lead in the second quarter. For the third consecutive possession, the Packers drove down into 49ers territory, but the 10-play, 64-yard drive ended in a 29-yard field goal by Carlson to cut the lead to one point.

The 49ers would drain almost all of the remaining four minutes off the clock, getting to the Green Bay 30-yard line where Colby Wooden blocked a 48-yard field goal attempt by Jake Moody with just five seconds left in the half.

The Packers defense opened the second half with a three-and-out and Love would guide Green Bay 75 yards in nine plays on a drive that ended with Bo Melton hauling in a 19-yard TD pass to give Green Bay a six-point lead.

San Francisco responded on the next drive with Purdy finding Kittle for 32 yards and then Christian McCaffrey running 39 yards for a TD, and the 49ers were back up by one. Keisean Nixon took the ensuing kickoff 73 yards to set the Packers up at the San Francisco 27-yard line and Love would finish the drive off by connecting with Tucker Kraft for a score from 2 yards out. After a successful completion to Jones on the two-point conversion, Green Bay was up, 21-14, late in the third quarter.

After forcing another three-and-out by the 49ers, the Packers moved to their own 48-yard line, but on third-and-11, Dre Greenlaw picked off Love to set up an ensuing drive that resulted in a 52-yard field goal by Moody to open the fourth quarter and cut the Packers' lead to four points.

The two teams exchanged punts and then with Green Bay at its own 10-yard line, Jones ran 53 yards to the 49ers' 37. The drive would stall at the 23 and Carlson would miss a 41-yard field goal. San Francisco responded by driving 69 yards in 12 plays with McCaffrey scoring from 6 yards out to put San Francisco up, 24-21, with 1:11 left in the game. Another interception by Greenlaw would seal the 49ers' victory.

Of the 10 postseason contests between the Packers and 49ers, it was only the fourth game to have been decided by single digits, with all four of those contests having a margin of three points. It was the third three-point game to have come in the last four matchups between the two teams (2013 Wild Card and 2021 Divisional).

Packers 3 3 15 0 — 21

San Francisco 0 7 7 10 — 24

GB — FG Carlson 29

SF — Kittle 32 pass from Purdy (Moody kick)

GB — FG Carlson 29

GB — Melton 19 pass from Love (Carlson kick)

SF — McCaffrey 39 run (Moody kick)

GB — Kraft 2 pass from Love (Love-Jones pass)

SF — FG Moody 52

SF — McCaffrey 6 run (Moody kick)

RUSHING

Most Attempts, Career

163	Edgar Bennett (10 games)
146	Jim Taylor (7 games)
144	Dorsey Levens (14 games)

Most Attempts, Game

31	Jim Taylor, at NYG, Dec. 30, 1962
27	Ryan Grant, vs. Sea., Jan. 12, 2008
	Jim Taylor, vs. CleB, Jan. 2, 1966
	Dorsey Levens, at SF, Jan. 11, 1998
	Dorsey Levens, at SF, Jan. 3, 1999

Most Yards Rushing, Career

647	Dorsey Levens (14 games)
561	Edgar Bennett (10 games)
523	James Starks (10 games)

Most Yards Rushing, Game

201	Ryan Grant, vs. Sea., Jan. 12, 2008 (27 att.)
156	Ahman Green, at Phi., Jan. 11, 2004 (25 att.)
123	James Starks, at Phi., Jan. 9, 2011 (23 att.)
118	Aaron Jones, at DalC, Jan. 14, 2024 (21 att.)
116	Dorsey Levens, at SF, Jan. 3, 1999 (27 att.)

Longest Run From Scrimmage

71	James Lofton, at DalC, Jan. 16, 1983 (TD)
61	Eddie Lacy, at Ari., Jan. 16, 2016
60	Aaron Jones, vs. LARm, Jan. 16, 2021

Most Games, 100 or More Yards Rushing, Career

3	Dorsey Levens (14 games)
2	Aaron Jones (7 games)
1	Paul Hornung (5 games)
	Eddie Lacy (5 games)
	Ryan Grant (6 games)
	Edgar Bennett (7 games)
	Ahman Green (7 games)
	Jim Taylor (7 games)
	James Starks (10 games)

Most Consec. Games, 100 or More Yards Rushing

2	Dorsey Levens (1997)
	Aaron Jones (2023)
1	Eight times (last: Eddie Lacy, 2014)

Most Rushing Touchdowns, Career

7	Aaron Jones (7 games)
5	Edgar Bennett (10 games)
4	Dorsey Levens (14 games)
	John Kuhn (15 games)
3	Paul Hornung (5 games)
	Ryan Grant (6 games)
	Ahman Green (7 games)
	Aaron Rodgers (21 games)

Most Rushing Touchdowns, Game

3	Ryan Grant, vs. Sea., Jan. 12, 2008
	Aaron Jones, at DalC, Jan. 14, 2024
2	Elijah Pitts, vs. KC, Jan. 15, 1967
	Travis Williams, vs. LARm, Dec. 23, 1967
	Edgar Bennett, vs. SF, Jan. 4, 1997
	Ahman Green, vs. Sea., Jan. 4, 2004
	Ty Montgomery, at DalC, Jan. 15, 2017
	Aaron Jones, vs. Sea., Jan. 12, 2020

Most Consecutive Games, Rushing for Touchdowns

3	Aaron Jones (2019-20)
2	Paul Hornung (1965)
	Edgar Bennett (1994-95)
	Edgar Bennett (1996)
	Dorsey Levens (1997)
	DuJuan Harris (2012)

PASSING

Most Passes Completed, Career

501	Aaron Rodgers (22 games)
438	Brett Favre (22 games)
130	Bart Starr (10 games)

Most Passes Completed, Game

33	Aaron Rodgers, vs. TB., Jan. 24, 2021 (48 att.)
31	Aaron Rodgers, at Atl., Jan. 15, 2011 (36 att.)
	Aaron Rodgers, at SF, Jan. 19, 2020 (39 att.)
28	Brett Favre, at DalC, Jan. 16, 1994 (45 att.)
	Aaron Rodgers, at Ari., Jan. 10, 2010 (42 att.)
	Aaron Rodgers, at DalC, Jan. 15, 2017 (43 att.)

Most Passes Attempted, Career

774	Aaron Rodgers (22 games)
721	Brett Favre (22 games)
213	Bart Starr (10 games)

Most Passes Attempted, Game

48	Aaron Rodgers, vs. TB, Jan. 24, 2021 (33 comp.)
46	Aaron Rodgers, vs. NYG, Jan. 15, 2012 (26 comp.)
45	Brett Favre, at DalC, Jan. 16, 1994 (28 comp.)
	Aaron Rodgers, at Atl., Jan. 22, 2017 (27 comp.)
44	Brett Favre, at StLR, Jan. 20, 2002 (26 comp.)
	Aaron Rodgers, at Ari., Jan. 16, 2016 (24 comp.)
	Aaron Rodgers, at DalC, Jan. 15, 2017 (28 comp.)

Most Yards Passing, Career

5,894	Aaron Rodgers (22 games)
5,311	Brett Favre (22 games)
1,753	Bart Starr (10 games)

Most Yards Passing, Game

423	Aaron Rodgers, at Ari., Jan. 10, 2010
366	Aaron Rodgers, at Atl., Jan. 15, 2011
362	Aaron Rodgers, vs. NYG, Jan. 8, 2017
355	Aaron Rodgers, at DalC, Jan. 15, 2017
346	Aaron Rodgers, vs. TB, Jan. 24, 2021

Most Games, 300 or More Yards Passing, Career

8	Aaron Rodgers (22 games)
3	Brett Favre (22 games)
1	Lynn Dickey (2 games)
	Bart Starr (10 games)

Most Consecutive Games, 300 or More Yards Passing

2	Aaron Rodgers, 2016
---	---------------------

Most Touchdown Passes, Career

45	Aaron Rodgers (22 games)
39	Brett Favre (22 games)
15	Bart Starr (10 games)

Most Touchdown Passes, Game

4	Bart Starr, at DalC, Jan. 1, 1967
	Lynn Dickey, vs. StLR, Jan. 8, 1983
	Aaron Rodgers, at Ari., Jan. 10, 2010
	Aaron Rodgers, vs. NYG, Jan. 8, 2017
3	13 times (last: Jordan Love, at DalC, Jan. 14, 2024)

Most Consecutive Games, Touchdown Pass

*18	Brett Favre (1995-98, 2001-04, 2007) (*NFL record now 20)
12	Aaron Rodgers (2010-16)
6	Bart Starr (1965-67)

Most Passes Had Intercepted, Career

28	Brett Favre (22 games)
13	Aaron Rodgers (22 games)
4	Arnie Herber (3 games)
3	Irv Comp (1 game)
	Lynn Dickey (2 games)
	Bart Starr (10 games)

Most Passes Had Intercepted, Game

**6	Brett Favre, at StLR, Jan. 20, 2002 (44 att.)
4	Brett Favre, vs. Min., Jan. 9, 2005 (33 att.)
3	Arnie Herber, vs. NYG, Dec. 10, 1939 (8 att.)
	Irv Comp, at NYG, Dec. 17, 1944 (10 att.)
	Lynn Dickey, at DalC, Jan. 8, 1983 (36 att.)

Longest Pass Completion

90	Brett Favre to Donald Driver, vs. NYG, Jan. 20, 2008 (TD)
81	Brett Favre to Antonio Freeman, vs. NE, Jan. 26, 1997 (TD)
75	Aaron Rodgers to Aaron Jones, vs. SF, Jan. 22, 2022
73	Brett Favre to Robert Brooks, at DalC, Jan. 14, 1996 (TD)
66	Cecil Isbell to Wayland Becker, at NYG, Dec. 11, 1938
66	Brett Favre to Dorsey Levens, vs. Car., Jan. 12, 1997
65	Aaron Rodgers to Davante Adams, at SF, Jan. 19, 2020

Highest Completion Percentage, Career (Min. 50 att.)

67.27%	Jordan Love (37-55)
64.73%	Aaron Rodgers (501-774)
61.03%	Bart Starr (130-213)

Highest Completion Percentage, Game (Min. 20 att.)

86.11%	Aaron Rodgers, at Atl, Jan. 15, 2011 (31-36)
79.49%	Aaron Rodgers, at SF, Jan. 19, 2020 (31-39)
78.26%	Brett Favre, vs. Sea., Jan. 12, 2008 (18-23)
76.19%	Jordan Love, at DalC, Jan. 14, 2024 (16-21)
75.86%	Brett Favre, vs. SF, Jan. 13, 2002 (22-29)

* NFL record ** Shares NFL record

RECEIVING

Most Receptions, Career

72	Davante Adams (11 games)
54	Jordy Nelson (13 games)
50	Greg Jennings (10 games)
49	Donald Driver (15 games)
47	Randall Cobb (11 games)
	Antonio Freeman (14 games)

Most Receptions, Game

9	Edgar Bennett, at DalC, Jan. 16, 1994 (53 yds.)
	Antonings Freeman, vs. Den., Jan. 25, 1998 (126 yds.)
	Jordy Nelson, vs. Pit., Feb. 6, 2011 (140 yds.)
	Davante Adams, at SF, Jan. 19, 2020 (138 yds.)
	Davante Adams, vs. LARm, Jan. 16, 2021 (66 yds.)
	Davante Adams, vs. TB, Jan. 24, 2021 (67 yds.)
	Aaron Jones, vs. SF, Jan. 22, 2022 (129 yds.)
	Davante Adams, vs. SF, Jan. 22, 2022 (90 yds.)
8	(10 times, last: Davante Adams vs. Sea, Jan. 12, 2020, 160 yds.)

Most Consecutive Games, Reception

13	Dorsey Levens (1994-98, 2001)
12	Antonio Freeman (1995-98, 2001)
	Donald Driver (2002-04, 2007, 2009-11)
11	Robert Brooks (1993-95, 1997-98)
	Jordy Nelson (2010-14, 2016)
	Davante Adams (2014-16, 2019-21)
10	Greg Jennings (2007, 2009-12)
	James Jones (2009-13, 2015)

Most Yards Receiving, Career

910	Davante Adams (11 games)
748	Antonio Freeman (14 games)
675	Donald Driver (15 games)

Most Yards Receiving, Game

160	Davante Adams, vs. Sea., Jan. 12, 2020 (8 rec.)
159	Jermichael Finley, at Ari., Jan. 10, 2010 (6 rec.)
151	Romeo Doubs, at DalC, Jan. 14, 2024 (6 rec.)
148	John Jefferson, vs. StLC, Jan. 8, 1983 (6 rec.)
145	Jeff Janis, at Ari., Jan. 16, 2016 (7 rec.)

Most Games, 100 or More Yards Receiving, Career

4	Davante Adams (11 games)
3	Greg Jennings (10 games)
	Robert Brooks (11 games)
	Antonio Freeman (14 games)
2	Sterling Sharpe (2 games)
	Javon Walker (4 games)
	Carroll Dale (8 games)
	Randall Cobb (12 games)

Most Consecutive Games, 100 or More Yards Receiving

2	Sterling Sharpe (1993)
	Robert Brooks (1995)
	Antonio Freeman (1997)
	Javon Walker (2002-03)
	Greg Jennings (2010)
	Davante Adams (2019)

Most Touchdown Receptions, Career

10	Antonio Freeman (14 games)
8	Davante Adams (11 games)
6	Greg Jennings (10 games)
5	Boyd Dowler (10 games)
	Randall Cobb (12 games)
	Jordy Nelson (13 games)

Most Touchdown Receptions, Game

**3	Sterling Sharpe, at Det., Jan. 8, 1994
	Randall Cobb, vs. NYG, Jan. 8, 2017
2	Ron Kramer, at Phi., Dec. 26, 1960
	Max McGee, vs. KC, Jan. 15, 1967
	Boyd Dowler, vs. DalC, Dec. 31, 1967
	John Jefferson, vs. StLC, Jan. 8, 1983
	Robert Brooks, at DalC, Jan. 14, 1996
	Antonio Freeman, vs. Den., Jan. 25, 1998
	Antonio Freeman, at SF, Jan. 3, 1999
	Antonio Freeman, at StLR, Jan. 20, 2002
	Robert Ferguson, at Phi., Jan. 11, 2004
	Greg Jennings, vs. Sea., Jan. 12, 2008
	Greg Jennings, vs. Pit., Feb. 6, 2011
	Jeff Janis, at Ari., Jan. 16, 2016
	Davante Adams, vs. Sea., Jan. 12, 2020

Most Consecutive Games, Touchdown Reception

5	Antonio Freeman (1997-98, 2001)
3	James Jones (2009-10)
2	Carroll Dale (1965-66)
	Max McGee (1966)
	Boyd Dowler (1967)
	James Lofton (1982)
	Sterling Sharpe (1993)
	Mark Chmura (1995)
	Keith Jackson (1995)
	Antonio Freeman (1996)
	John Kuhn (2011-12)
	Randall Cobb (2014-15)
	Jared Cook (2016)
	Davante Adams (2020)

INTERCEPTIONS BY

Most Interceptions By, Career

5	Sam Shields (10 games)
4	Joe Laws (4 games)
	Eugene Robinson (6 games)
	Craig Newsome (7 games)
	Herb Adderley (9 games)
	Tramon Williams (15 games)
3	Jaire Alexander (7 games)
	Ha Ha Clinton-Dix (7 games)
	Tyrone Williams (10 games)
	Mike Prior (14 games)

Most Interceptions By, Game

3	Joe Laws, at NYG, Dec. 17, 1944
2	Charley Brock, vs. NYG, Dec. 10, 1939
	Eugene Robinson, vs. SF, Jan. 4, 1997
	Tramon Williams, at Atl., Jan. 15, 2011
	Sam Shields, at ChiB, Jan. 23, 2011
	Ha Ha Clinton-Dix, at Sea., Jan. 18, 2015
	Jaire Alexander, vs. TB, Jan. 24, 2021

Most Consecutive Games, Interception

3	Craig Newsome (1996)
2	Herb Adderley (1967)
	Terrell Buckley (1993)
	Eugene Robinson (1997)
	Tramon Williams (2010)
	Sam Shields (2012)
	Damarius Randall (2015-16)

Longest Interception Return

*101	George Teague, at Det., Jan. 8, 1994 (TD)
78	Damarius Randall, vs. NYG, Jan. 8, 2017
70	Tramon Williams, at Atl., Jan. 15, 2011 (TD)
64	Darnell Savage, at DalC, Jan. 14, 2024 (TD)
60	Herb Adderley, vs. Oak., Jan. 14, 1968 (TD)

SCORING

Most Points, Career

163	Mason Crosby (31 FG, 70 PAT) (23 games)
73	Chris Jacke (15 FG, 28 PAT) (10 games)
72	Antonio Freeman (12 TD) (14 games)

Most Points, Game

19	Paul Hornung, vs. NYG, Dec. 31, 1961
	(1 TD, 3 FG, 4 PAT)
18	Sterling Sharpe, at Det., Jan. 8, 1994 (3 TD)
	Ryan Grant, vs. Sea., Jan. 12, 2008 (3 TD)
	Randall Cobb, vs. NYG, Jan. 8, 2017 (3 TD)
16	Mason Crosby, vs. Sea., Jan. 18, 2015 (5 FG, 1 PAT)



* NFL record ** Shares NFL record

KICKOFF RETURNS

Most Kickoff Returns, Career

20	Antonio Freeman (14 games)
12	Randall Cobb (12 games)
11	Corey Harris (4 games)

Most Kickoff Returns, Game

7	Del Rodgers, at DalC, Jan. 16, 1983 (148 yds.)
	Antonio Freeman, at DalC, Jan. 14, 1996 (148 yds.)
	Roell Preston, at SF, Jan. 3, 1999 (194 yds.)
6	Antonio Freeman, vs. Den., Jan. 25, 1998 (104 yds.)
5	Corey Harris, at DalC, Jan. 8, 1995 (132 yds.)
	Tramon Williams, vs. Sea., Jan. 12, 2008 (111 yds.)

Most Kickoff Return Yards, Career

413	Antonio Freeman (14 games)
277	Desmond Howard (3 games)
253	Corey Harris (4 games)

Most Kickoff Return Yards, Game

194	Roell Preston, at SF, Jan. 3, 1999 (7 ret.)
154	Desmond Howard, vs. NE, Jan. 26, 1997 (4 ret.)
148	Antonio Freeman, at DalC, Jan. 14, 1996 (7 ret.)

Highest Average, Career (Min. 10 returns)

23.0	Corey Harris (11-253) (4 games)
20.8	Najeh Davenport (10-208) (3 games)
20.7	Antonio Freeman (20-413) (14 games)

Highest Average, Game (Min. 3 returns)

38.5	Desmond Howard, vs. NE, Jan. 26, 1997 (4-154)
29.7	Corey Harris, at Det., Jan. 8, 1994 (3-89)
27.7	Roell Preston, at SF, Jan. 3, 1999 (7-194)

Longest Kickoff Return

99	Desmond Howard, vs. NE, Jan. 26, 1997 (TD)
73	Keisean Nixon, at SF, Jan. 20, 2024
51	Corey Harris, at DalC, Jan. 8, 1995

PUNTING

Most Punts, Game

8	Donny Anderson, at DalC, Dec. 31, 1967
	Ron Widby, at Was., Dec. 24, 1972
	Tim Masthay, at ChiB, Jan. 23, 2011
	Tim Masthay, vs. Min., Jan. 5, 2013
7	Clarke Hinkle, vs. BosR, Dec. 13, 1936
	Craig Henrich, vs. NE, Jan. 26, 1997
	Josh Bidwell, at Phi., Jan. 11, 2004
6	Six times (last: Jacob Schum, vs. NYG, Jan. 8, 2017)

Highest Gross Punting Average, Game (Min. 4 punts)

47.0	Tim Masthay, at SF, Jan. 12, 2013 (4-188)
	Corey Bojorquez, vs. SF, Jan. 22, 2022 (5-235)
45.3	Tim Masthay, at Was., Jan. 10, 2016 (4-181)

Longest Punt

66	Jacob Schum, at DalC, Jan. 15, 2017
65	Tim Masthay, at ChiB, Jan. 23, 2011
64	Boyd Dowler, vs. NYG, Dec. 31, 1961

PUNT RETURNS

Most Punt Returns, Career

19	Willie Wood (10 games)
14	Robert Brooks (11 games)
11	Micah Hyde (8 games)
10	Antonio Chatman (3 games)
	Antonio Freeman (14 games)

Most Punt Returns, Game

##6	Desmond Howard, vs. NE, Jan. 26, 1997 (90 yds.)
	Antonio Chatman, at Phi., Jan. 11, 2004 (27 yds.)
5	Willie Wood, vs. Oak., Jan. 14, 1968 (35 yds.)
	Micah Hyde, vs. NYG, Jan. 8, 2017 (50 yds.)
4	Irv Comp, at NYG, Dec. 17, 1944 (55 yds.)
	Willie Wood, vs. DalC, Dec. 31, 1967 (21 yds.)
	Antonio Freeman, at DalC, Jan. 14, 1996 (54 yds.)
	Randall Cobb, vs. Min., Jan. 5, 2013 (17 yds.)

* NFL record ** Shares NFL record

Shares Super Bowl record

Most Consecutive Games Scoring

23	Mason Crosby (2007, 2009-16, 2019-21)
10	Chris Jacke (1993-96)
	Ryan Longwell (1997-98, 2001-04)
7	Don Chandler (1965-67)

Most Touchdowns, Career

12	Antonio Freeman (14 games)
8	Aaron Jones (7 games)
	Davante Adams (11 games)
7	John Kuhn (15 games)
6	Greg Jennings (10 games)
	Dorsey Levens (14 games)

Most Touchdowns, Game

3	Sterling Sharpe, at Det., Jan. 8, 1994
	Ryan Grant, vs. Sea., Jan. 12, 2008
	Randall Cobb, vs. NYG, Jan. 8, 2017
	Aaron Jones, at DalC, Jan. 14, 2024

Most Consecutive Games Scoring Touchdown

5	Antonio Freeman (1997-98, 2001)
3	Antonio Freeman (1996)
	Aaron Jones (2019-20)
2	18 times (last: Davante Adams, 2020)

Most Field Goals Attempted, Career

35	Mason Crosby (23 games)
22	Chris Jacke (10 games)
21	Ryan Longwell (10 games)

Most Field Goals Attempted, Game

5	Jerry Kramer, at NYG, Dec. 30, 1962
	Mason Crosby, at Sea., Jan. 18, 2015
4	Don Chandler, vs. Oak., Jan. 14, 1968
	Chris Jacke, vs. Det., Dec. 31, 1994
	Chris Jacke, vs. Car., Jan. 12, 1997
	Ryan Longwell, at SF, Jan. 11, 1998
3	10 times (last: Anders Carlson, at SF, Jan. 20, 2024)

Most Field Goals, Career

31	Mason Crosby (23 games)
15	Chris Jacke (10 games)
	Ryan Longwell (10 games)
9	Don Chandler (7 games)

Most Field Goals, Game

**5	Mason Crosby, at Sea., Jan. 18, 2015
##4	Don Chandler, vs. Oak., Jan. 14, 1968
3	Paul Hornung, vs. NYG, Dec. 31, 1961
	Jerry Kramer, at NYG, Dec. 30, 1962
	Don Chandler, vs. CleB, Jan. 2, 1966
	Chris Jacke, vs. Det., Dec. 31, 1994
	Chris Jacke, vs. Car., Jan. 12, 1997
	Ryan Longwell, at SF, Jan. 11, 1998

Most Consecutive Field Goals

*23	Mason Crosby (2010-16)
5	Don Chandler (1965)
	Chris Jacke (1996)
4	Don Chandler (1967)
	Jan Stenerud (1982)
	Chris Jacke (1994)
	Chris Jacke (1995)
	Ryan Longwell (1997-98)
	Ryan Longwell (1998-2001)
	Mason Crosby (2020)

Longest Field Goal

56	Mason Crosby, at DalC, Jan. 15, 2017
51	Chris Jacke, vs. Det., Dec. 31, 1994
	Mason Crosby, at DalC, Jan. 15, 2017
50	Chris Jacke, at DalC, Jan. 8, 1995
48	Mason Crosby, at Sea., Jan. 18, 2015
	Mason Crosby, at Sea., Jan. 18, 2015

Most (One-Point) Points After Touchdown, Career

70	Mason Crosby (23 games)
28	Chris Jacke (10 games)
22	Don Chandler (7 games)

Most (One-Point) Points After Touchdown, Game

6	Mason Crosby, vs. Sea., Jan. 12, 2008
	Mason Crosby, at Ari., Jan. 10, 2010
	Mason Crosby, at Atl., Jan. 15, 2011
	Anders Carlson, at DalC, Jan. 14, 2024
5	Don Chandler, vs. KC, Jan. 15, 1967
	Jan Stenerud, vs. StLC, Jan. 8, 1983
	Chris Jacke, vs. SF, Jan. 4, 1997
	Mason Crosby, vs. NYG, Jan. 8, 2017
4	Nine times (last: Mason Crosby, vs. Sea., Jan. 12, 2020)

Safeties

None

Most Punt Return Yards, Career

214	Robert Brooks (11 games)
210	Desmond Howard (3 games)
143	Antonio Freeman (14 games)

Most Punt Return Yards, Game

117	Desmond Howard, vs. SF, Jan. 4, 1997 (2 ret.)
#90	Desmond Howard, vs. NE, Jan. 26, 1997 (6 ret.)
72	Antonio Freeman, vs. Atl., Dec. 31, 1995 (3 ret.)

Highest Punt Return Average, Career (Min. 9 returns)

23.3	Desmond Howard (9-210) (3 games)
15.3	Robert Brooks (14-214) (11 games)
14.3	Antonio Freeman (10-143) (14 games)

Highest Punt Return Average, Game (Min. 3 returns)

24.0	Antonio Freeman, vs. Atl., Dec. 31, 1995 (3-72)
15.7	Robert Brooks, vs. TB, Jan. 4, 1998 (3-47)
15.0	Desmond Howard, vs. NE, Jan. 26, 1997 (6-90)

Longest Punt Return

76	Antonio Freeman, vs. Atl., Dec. 31, 1995 (TD)
71	Desmond Howard, vs. SF, Jan. 4, 1997 (TD)
46	Desmond Howard, vs. SF, Jan. 4, 1997

MISCELLANEOUS**Most Sacks, Career (Since 1982)**

11	Clay Matthews (15 games)
8	Reggie White (14 games)
7	Nick Perry (8 games)
5	Kenny Clark (10 games)
4.5	Julius Peppers (7 games)

Most Sacks, Game (Since 1982)

#3	Reggie White, vs. NE, Jan. 26, 1997
2.5	Nick Perry, at Was., Jan. 10, 2016
2	Mike Butler, vs. StL.C, Jan. 8, 1983
	Reggie White, at Det., Jan. 8, 1994
	Bryce Paup, vs. Det., Dec. 31, 1994
	Sean Jones, vs. Atl., Dec. 31, 1995
	Keith McKenzie, at SF, Jan. 11, 1998
	Aaron Kampman, at Phi., Jan. 11, 2004
	Clay Matthews, at Atl., Jan. 15, 2011
	Clay Matthews, vs. Min., Jan. 5, 2013
	Morgan Burnett, at Sea., Jan. 18, 2015
	Mike Neal, at Was., Jan. 10, 2016
	Preston Smith, vs. Sea., Jan. 12, 2020
	Za'Darius Smith, vs. Sea., Jan. 12, 2020
	Rashan Gary, vs. SF, Jan. 22, 2022

Blocked Kicks, Game

2	Lon Evans, vs. BosR, Dec. 13, 1936 (FG, punt)
	Gary Lewis, vs. StL.C, Jan. 8, 1983 (PAT, FG)
1	Ernie Smith, vs. BosR, Dec. 13, 1936 (punt)
	Lee McLaughlin, at ChiB, Dec. 14, 1941 (PAT)
	Henry Jordan, vs. CleB, Jan. 2, 1966 (FG)
	Dave Robinson, vs. LARm, Dec. 23, 1967 (FG)
	Bernardo Harris, at DalC, Jan. 14, 1996 (punt)
	Bob Kuberski, vs. TB, Jan. 4, 1998 (FG)
	Cletidus Hunt, vs. SF, Jan. 13, 2002 (FG)
	Brad Jones, vs. NYG, Jan. 15, 2012 (FG)
	Datone Jones, vs. DalC, Jan. 11, 2015 (FG)

GAMES

23	Mason Crosby (2007, 2009-16, 2019-21)
22	Brett Favre (1993-98, 2001-04, 2007)
	Aaron Rodgers (2007, 2009-16, 2019-21)
16	William Henderson (1995-98, 2001-04)
	T.J. Lang (2009-16)
15	Gilbert Brown (1993, 1995-98, 2001-03)
	Earl Dotson (1993, 1995-98, 2001-02)
	Donald Driver (2001-04, 2007, 2009-12)
	John Kuhn (2007, 2009-15)
	Clay Matthews (2009-16)
	Tramon Williams (2007, 2009-14, 2019)

MOST POSTSEASON MEETINGS, OVERALL

No. Teams	Seasons
10	Green Bay vs. San Fran. 1995-98, 2001, 2012-13, 2019, 2021, 2023
9	Dal. Cowboys vs. L.A. Rams 1973, 1975-76, 1978-80, 1983, 1985, 2018
9	Dal. Cowboys vs. San Fran. 1970-72, 1981, 1992-94, 2021-22
9	Green Bay vs. Dal. Cowboys 1966-67, 1982, 1993-95, 2014, 2016, 2023
8	Chi. Bears vs. N.Y. Giants 1933-34, 1941, 1946, 1956, 1963, 1985, 1990
8	Denver vs. Pittsburgh 1977-78, 1984, 1989, 1997, 2005, 2011, 2015

TEAM RECORDS*all single-game records***NET YARDS GAINED****Most Yards Gained, Game**

493	at Arizona, Jan. 10, 2010 (89 ru., 404 pa.)
484	vs. Los Angeles Rams, Jan. 16, 2021 (188 ru., 296 pa.)
479	vs. Carolina, Jan. 12, 1997 (201 ru., 278 pa.)
466	at Dallas Cowboys, Jan. 16, 1983 (158 ru., 308 pa.)
442	at Atlanta, Jan. 15, 2011 (96 ru., 346 pa.)

Fewest Yards Gained, Game

195	vs. Dallas Cowboys, Dec. 31, 1967 (80 ru., 115 pa.)
210	vs. San Francisco, Jan. 4, 1997 (139 ru., 71 pa.)
211	at Washington, Dec. 24, 1972 (78 ru., 133 pa.)

*Butler***FIRST DOWNS****Most First Downs, Game**

32	at Arizona, Jan. 10, 2010
28	at Atlanta, Jan. 15, 2011
	vs. Los Angeles Rams, Jan. 16, 2021
27	at Dallas Cowboys, Jan. 15, 2017
25	vs. Seattle, Jan. 12, 2008
	vs. New York Giants, Jan. 15, 2012

Fewest First Downs, Game

7	vs. Boston Redskins at New York, Dec. 13, 1936
10	vs. New York Giants, Dec. 10, 1939
	at Washington, Dec. 24, 1972
11	at New York Giants, Dec. 17, 1944

RUSHING**Most Yards Gained Rushing, Game**

235	vs. Seattle, Jan. 12, 2008 (35 att.)
223	at Philadelphia, Dec. 26, 1960 (42 att.)
210	at Philadelphia, Jan. 11, 2004 (37 att.)
204	vs. Cleveland Browns, Jan. 2, 1966 (47 att.)
201	vs. Carolina, Jan. 12, 1997 (45 att.)

Fewest Yards Gained Rushing, Game

28	vs. New York Giants, Jan. 20, 2008 (14 att.)
31	at Dallas Cowboys, Jan. 16, 1994 (13 att.)
33	at Chicago Bears, Dec. 14, 1941 (33 att.)

Super Bowl record ## Shares Super Bowl record

Most Rushing Attempts, Game

51	vs. New York Giants, Dec. 10, 1939 (131 yds.)
48	at New York Giants, Dec. 17, 1944 (162 yds.)
47	vs. Cleveland Browns, Jan. 2, 1966 (204 yds.)

Fewest Rushing Attempts, Game

12	at Dallas Cowboys, Jan. 14, 1996 (48 yds.)
13	at Dallas Cowboys, Jan. 16, 1994 (31 yds.)
	vs. Pittsburgh, Feb. 6, 2011 (50 yds.)

PASSING**Most Passes Attempted, Game**

48	vs. Tampa Bay, Jan. 24, 2021 (33 comp.)
46	at Dallas Cowboys, Jan. 8, 1995 (21 comp.)
	vs. New York Giants, Jan. 15, 2012 (26 comp.)
45	at Dallas Cowboys, Jan. 16, 1994 (28 comp.)
	at Atlanta, Jan. 22, 2017 (27 comp.)

Fewest Passes Attempted, Game

10	vs. New York Giants, Dec. 10, 1939
11	at New York Giants, Dec. 17, 1944
15	vs. San Francisco, Jan. 4, 1997

Most Passes Completed, Game

33	vs. Tampa Bay, Jan. 24, 2021 (48 att.)
31	at Atlanta, Jan. 15, 2011 (36 att.)
	at San Francisco, Jan. 19, 2020 (39 att.)
28	at Dallas Cowboys, Jan. 16, 1994 (45 att.)
	at Arizona, Jan. 10, 2010 (42 att.)
	at Dallas Cowboys, Jan. 15, 2017 (43 att.)

Fewest Passes Completed, Game

3	at New York Giants, Dec. 17, 1944
7	vs. New York Giants, Dec. 10, 1939
8	at New York Giants, Dec. 11, 1938

Most Net Yards Gained, Passing, Game

404	at Arizona, Jan. 10, 2010 (42-28-1, 4 TD)
346	at Atlanta, Jan. 15, 2011 (36-31-0, 3 TD)
331	vs. New York Giants, Jan. 8, 2017 (40-25-0, 4 TD)

Fewest Net Yards Gained, Passing, Game

71	vs. San Francisco, Jan. 4, 1997
73	at New York Giants, Dec. 17, 1944
96	at New York Giants, Dec. 30, 1962

Most Touchdowns, Passing, Game

4	at Dallas Cowboys, Jan. 1, 1967
	vs. St. Louis Cardinals, Jan. 8, 1983
	at Arizona, Jan. 10, 2010
	vs. New York Giants, Jan. 8, 2017
3	13 times (last: at Dallas Cowboys, Jan. 14, 2024)

Most Passes Had Intercepted, Game

6	at St. Louis Rams, Jan. 20, 2002
4	vs. Minnesota, Jan. 9, 2005
3	vs. New York Giants, Dec. 10, 1939
	at New York Giants, Dec. 17, 1944
	at Dallas Cowboys, Jan. 8, 1983

SCORING**Most Points, Game**

48	at Atlanta, Jan. 15, 2011 (48-21)
	at Dallas Cowboys, Jan. 14, 2024 (48-32)
45	at Arizona, Jan. 10, 2010 (45-51)
42	vs. Seattle, Jan. 12, 2008 (42-20)
41	vs. St. Louis Cardinals, Jan. 8, 1983 (41-16)

Fewest Points, Game

3	at Washington, Dec. 24, 1972 (16-3)
7	vs. Atlanta, Jan. 4, 2003 (27-7)
9	at Dallas Cowboys, Jan. 8, 1995 (35-9)

CONSECUTIVE POSTSEASON WINS, VS. ONE TEAM

Wins	Teams	Seasons
5	*Pittsburgh over Bal./Ind. Colts	1975-76, 1995-96, 2005
5	*San Francisco over Green Bay	2012-13, 2019, 2021, 2023
4	Dal. Cowboys over Green Bay	1982, 1993-95
4	Green Bay over N.Y. Giants	1939, 1944, 1961-62
4	Indianapolis over Kansas City	1995, 2003, 2006, 2013
4	Minnesota over L.A. Rams	1969, 1974, 1976-77
4	*Oakland over Hou. Oilers/Ten. Titans	1967-68, 1980, 2002
4	*Philadelphia over Minnesota	1980, 2004, 2008, 2017
4	*San Francisco over Minnesota	1968-69, 1997, 2019
3	Buffalo over Miami	1990, 1992, 1995
3	*Cincinnati over Buffalo	1981, 1988, 2022
3	Dal. Cowboys over San Francisco	1970-72
3	Dal. Cowboys over Minnesota	1975, 1977, 1996
3	*Dal. Cowboys over Philadelphia	1992, 1995, 2009
3	*Dal. Cowboys over Tampa Bay	1981-82, 2022
3	*Denver over Cle. Browns	1986-87, 1989
3	*Green Bay over Dallas	2014, 2016, 2023
3	Green Bay over San Francisco	1995-97
3	Hou. Oilers over L.A./S.D. Chargers	1960-61, 1979

Largest Margin of Victory

37	vs. New York Giants, Dec. 31, 1961 (37-0)
27	vs. New York Giants, Dec. 10, 1939 (27-0)
	at Atlanta, Jan. 15, 2011 (48-21)
25	vs. Kansas City, Jan. 15, 1967 (35-10)
	vs. St. Louis Cardinals, Jan. 8, 1983 (41-16)
	vs. New York Giants, Jan. 8, 2017 (38-13)

Most Overall Touchdowns, Game

7	at Dallas Cowboys, Jan. 14, 2024
6	vs. Seattle, Jan. 12, 2008
	at Arizona, Jan. 10, 2010
	at Atlanta, Jan. 15, 2011
5	at Dallas Cowboys, Jan. 1, 1967
	vs. Kansas City, Jan. 15, 1967
	vs. St. Louis Cardinals, Jan. 8, 1983
	vs. Atlanta, Dec. 31, 1995
	vs. San Francisco, Jan. 4, 1997
	vs. New York Giants, Jan. 8, 2017

Most Field Goals, Game

**5	at Seattle, Jan. 18, 2015
###4	vs. Oakland, Jan. 14, 1968
3	vs. New York Giants, Dec. 31, 1961
	at New York Giants, Dec. 30, 1962
	vs. Detroit, Dec. 31, 1994
	vs. Carolina, Jan. 12, 1997
	at San Francisco, Jan. 11, 1998

Most (One-Point) Points After Touchdown, Game

6	vs. Seattle, Jan. 12, 2008
	at Arizona, Jan. 10, 2010
	at Atlanta, Jan. 15, 2011
	at Dallas Cowboys, Jan. 24, 2024
5	vs. Kansas City, Jan. 15, 1967
	vs. St. Louis Cardinals, Jan. 8, 1983
	vs. San Francisco, Jan. 4, 1997
	vs. New York Giants, Jan. 8, 2017
	vs. New York Giants, Jan. 8, 2017

Most Safeties

No individual safeties (team safety; vs. Detroit, Dec. 31, 1994)

PUNTING**Most Punts, Game**

10	at New York Giants, Dec. 17, 1944
8	vs. Boston Redskins at New York, Dec. 13, 1936
	vs. Dallas Cowboys, Dec. 31, 1967
	at Washington, Dec. 24, 1972
	at Chicago Bears, Jan. 23, 2011
	vs. Minnesota, Jan. 5, 2013

Fewest Punts, Game

**0	at Atlanta, Jan. 15, 2011
1	vs. St. Louis Cardinals, Jan. 8, 1983
	vs. Atlanta, Jan. 4, 2003
	at Arizona, Jan. 10, 2010
	at San Francisco, Jan. 20, 2024
2	vs. Carolina, Jan. 12, 1997
	at San Francisco, Jan. 3, 1999
	vs. New York Giants, Jan. 15, 2012
	vs. Dallas Cowboys, Jan. 11, 2015
	at Atlanta, Jan. 22, 2017

Highest Gross Average, Game (Min. 4 punts)

47.0	at San Francisco, Jan. 12, 2013 (4-188)
45.3	at Washington, Jan. 10, 2016 (4-181)
45.2	at Philadelphia, Dec. 26, 1960 (5-226)

** Shares NFL record ## Shares Super Bowl record

Wins	Teams	Seasons
3	*Indianapolis over Denver	2004-05, 2014
3	*Kansas City over Buffalo	2020, 2021, 2023
3	*L.A. Rams over San Francisco	1983, 1985, 2018
3	*L.A. Rams over Tampa Bay	1979, 1999, 2021
3	*Miami over Kansas City	1971, 1990, 1994
3	*New England over Jacksonville	2005, 2007, 2017
3	*New England over Pittsburgh	2001, 2004, 2016
3	*New England over L.A./S.D. Chargers	2006-07, 2018
3	New Orleans over Philadelphia	2006, 2013, 2018
3	N.Y. Giants over San Francisco	1985-86, 1990
3	*Philadelphia over Atlanta	2002, 2004, 2017
3	*Philadelphia over N.Y. Giants	2006, 2008, 2022
3	Pittsburgh over Hou. Oilers	1978-79, 1989
3	*San Francisco over Chi. Bears	1984, 1988, 1994
3	*San Francisco over Dallas	1994, 2021, 2022
3	*Seattle over Washington	2005, 2007, 2012
3	Tampa Bay over Philadelphia	2002, 2021, 2023
3	*Washington over Detroit	1982, 1991, 1994
3	*Washington over Minnesota	1982, 1987, 1992

—active streak

PUNT RETURNS

Most Punt Returns, Game

*8	at New York Giants, Dec. 17, 1944
6	vs. Baltimore Colts, Dec. 26, 1965
##6	vs. New England, Jan. 26, 1997
6	at Philadelphia, Jan. 11, 2004
5	vs. Boston Redskins at New York, Dec. 13, 1936 at Chicago Bears, Dec. 14, 1941 at Philadelphia, Dec. 26, 1960 vs. Dallas Cowboys, Dec. 31, 1967 vs. Oakland, Jan. 14, 1968 vs. New York Giants, Jan. 8, 2017

Most Yards, Punt Returns, Game

117	vs. San Francisco, Jan. 4, 1997 (3 returns)
98	at New York Giants, Dec. 17, 1944 (8 returns)
##90	vs. New England, Jan. 26, 1997 (6 returns)

KICKOFF RETURNS

Most Kickoff Returns, Game

7	at Dallas Cowboys, Jan. 16, 1983 at Dallas Cowboys, Jan. 14, 1996 at San Francisco, Jan. 3, 1999 at St. Louis Rams, Jan. 20, 2002
6	at Dallas Cowboys, Jan. 1, 1967 at Dallas Cowboys, Jan. 16, 1994 at Dallas Cowboys, Jan. 8, 1995 vs. Denver, Jan. 25, 1998 vs. Seattle, Jan. 4, 2004 at Arizona, Jan. 10, 2010

Most Yards, Kickoff Returns, Game

194	at San Francisco, Jan. 3, 1999 (7 returns)
154	vs. New England, Jan. 26, 1997 (4 returns)
148	at Dallas Cowboys, Jan. 16, 1983 (7 returns) at Dallas Cowboys, Jan. 14, 1996 (7 returns)

PENALTIES

Most Penalties, Game

11	at Dallas Cowboys, Jan. 14, 1996
10	vs. Dallas Cowboys, Jan. 11, 2015
9	at San Francisco, Jan. 11, 1998 vs. Denver, Jan. 25, 1998

Fewest Penalties, Game

1	vs. Oakland, Jan. 14, 1968 vs. San Francisco, Jan. 4, 1997 at San Francisco, Jan. 20, 2024
2	at New York Giants, Dec. 11, 1938 vs. Cleveland Browns, Jan. 2, 1966 at Dallas Cowboys, Jan. 1, 1967 vs. Dallas Cowboys, Dec. 31, 1967 at Philadelphia, Jan. 9, 2011 vs. Minnesota, Jan. 5, 2013 vs. New York Giants, Jan. 8, 2017

DEFENSIVE RECORDS

TOTAL YARDS ALLOWED

Fewest Net Yards Allowed, Game

116	vs. Boston Redskins at New York, Dec. 13, 1936
130	vs. New York Giants, Dec. 31, 1961
161	vs. Cleveland Browns, Jan. 2, 1966

Most Net Yards Allowed, Game

579	at San Francisco, Jan. 12, 2013
531	at Arizona, Jan. 10, 2010
510	at Dallas Cowboys, Jan. 14, 2024

FIRST DOWNS

Fewest First Downs Allowed, Game

*6	vs. New York Giants, Dec. 31, 1961
8	vs. Bos. Redskins at New York, Dec. 13, 1936 vs. Cleveland Browns, Jan. 2, 1966 vs. New York Giants, Dec. 10, 1939 vs. Baltimore Colts, Dec. 26, 1965 vs. Detroit, Dec. 31, 1994

Most First Downs Allowed, Game

37	at Dallas Cowboys, Jan. 14, 2024
30	at Arizona, Jan. 10, 2010 at Atlanta, Jan. 22, 2017

RUSHING

Fewest Yards Allowed, Rushing, Game

*-4	vs. Detroit, Dec. 31, 1994 (15 att.)
21	vs. Atlanta, Dec. 31, 1995 (10 att.)
28	vs. Seattle, Jan. 12, 2008 (18 att.)
31	vs. New York Giants, Dec. 31, 1961 (14 att.)

Most Yards Allowed, Rushing, Game

323	at San Francisco, Jan. 12, 2013 (43 att.)
285	at San Francisco, Jan. 19, 2020 (42 att.)
277	at Chicago Bears, Dec. 14, 1941 (48 att.)

PASSING

Fewest Opponent Passes Attempted, Game

8	at San Francisco, Jan. 19, 2020
12	at Chicago Bears, Dec. 14, 1941 vs. Baltimore Colts, Dec. 26, 1965

Most Opponent Passes Attempted, Game

65	at San Francisco, Jan. 6, 1996 (32 comp.)
60	at Dallas Cowboys, Jan. 14, 2024 (41 comp.)
54	vs. Atlanta, Dec. 31, 1995 (30 comp.)

Fewest Opponent Passes Completed, Game

5	at Chicago Bears, Dec. 14, 1941 vs. Baltimore Colts, Dec. 26, 1965 at San Francisco, Jan. 19, 2020
---	--

Most Opponent Passes Completed, Game

41	at Dallas Cowboys, Jan. 14, 2024 (60 att.)
32	vs. St. Louis Cardinals, Jan. 8, 1983 (51 att.) at San Francisco, Jan. 6, 1996 (65 att.)

Fewest Opponent Net Yards, Passing, Game

32	vs. Baltimore Colts, Dec. 26, 1965
48	at Chicago Bears, Dec. 14, 1941
69	at San Francisco, Jan. 19, 2020

Most Opponent Net Yards, Passing, Game

392	at Atlanta, Jan. 22, 2017
387	at Dallas Cowboys, Jan. 14, 2024
375	at Arizona, Jan. 10, 2010

Most Opponent Touchdown Passes, Game

5	at Arizona, Jan. 10, 2010
4	vs. Minnesota, Jan. 9, 2005 at Atlanta, Jan. 22, 2017

* NFL record

Super Bowl record ## Shares Super Bowl record

BEST POSTSEASON RECORDS VS. ONE TEAM (MINIMUM FOUR GAMES)

Team	Opponent	W	L	Pct	Last Meeting	Team	Opponent	W	L	Pct	Last Meeting
Pit.	BalC/Ind.	5	0	1.000	2005 AFC Divisional	Det.	CleB	3	1	.750	1957 NFL Championship
Oak.	HouO/TenT	4	0	1.000	2002 AFC Championship	HouO/TenT	SD	3	1	.750	2007 AFC Wild Card
Phi.	Min.	4	0	1.000	2017 NFC Championship	KC	TenT/HouO	3	1	.750	2019 AFC Championship
SF	Min.	5	1	.833	2019 NFC Divisional	Mia.	KC	3	1	.750	2023 AFC Wild Card
Buf.	Mia.	4	1	.800	2022 AFC Wild Card	NE	Pit.	3	1	.750	2004 AFC Championship
Den.	NE	4	1	.800	2015 AFC Championship	NE	SD/LAC	3	1	.750	2018 AFC Divisional
Ind.	KC	4	1	.800	2018 AFC Divisional	NO	Phi.	3	1	.750	2018 NFC Divisional
Min.	NO	4	1	.800	2019 NFC Wild Card	NYG	Min.	3	1	.750	2022 NFC Wild Card
NE	Ind.	4	1	.800	2014 AFC Championship	Oak.	Mia.	3	1	.750	2000 AFC Divisional
NE	Jax.	4	1	.800	2017 AFC Championship	Phi.	Atl.	3	1	.750	2017 NFC Divisional
NE	Pit.	4	1	.800	2016 AFC Championship	Phi	ChiB	3	1	.750	2018 NFC Wild Card
DalC	Phi.	3	1	.750	2009 NFC Wild Card	Pit.	BaIR	3	1	.750	2014 AFC Wild Card
GB	Sea.	3	1	.750	2019 NFC Divisional	Pit.	HouO/TenT	3	1	.750	2002 AFC Divisional
						SF	Was.	3	1	.750	1992 NFC Divisional

Most Opponent Passes Intercepted

- 6 vs. New York Giants, Dec. 10, 1939
- 4 at New York Giants, Dec. 17, 1944
vs. New York Giants, Dec. 31, 1961
vs. New England, Jan. 26, 1997
at Seattle, Jan. 18, 2015
- 3 vs. San Francisco, Jan. 4, 1997
at Chicago Bears, Jan. 23, 2011
vs. Tampa Bay, Jan. 24, 2021

SCORING

Most Points Allowed, Game

- 51 at Arizona, Jan. 10, 2010 (51-45)
- 45 at St. Louis Rams, Jan. 20, 2002 (45-17)
at San Francisco, Jan. 12, 2013 (45-31)
- 44 at Atlanta, Jan. 22, 2017 (44-21)

Fewest Points Allowed, Game

- **0 vs. New York Giants, Dec. 10, 1939
vs. New York Giants, Dec. 31, 1961
- 6 vs. Boston Redskins at New York, Dec. 13, 1936
- 7 at New York Giants, Dec. 17, 1944
at New York Giants, Dec. 30, 1962
vs. Los Angeles Rams, Dec. 23, 1967
vs. Tampa Bay, Jan. 4, 1998

Opponent Largest Margin of Victory

- 28 at St. Louis Rams, Jan. 20, 2002 (45-17)
- 26 at Dallas Cowboys, Jan. 8, 1995 (35-9)
- 23 at Atlanta, Jan. 22, 2017 (44-21)

Most Opponent Touchdowns Scored, Game

- 7 at Arizona, Jan. 10, 2010
- 6 at St. Louis Rams, Jan. 20, 2002
at San Francisco, Jan. 12, 2013
at Atlanta, Jan. 22, 2017
- 5 at Dallas Cowboys, Jan. 8, 1995
at Dallas Cowboys, Jan. 14, 1996
- 4 9 times (last: at Dallas Cowboys, Jan. 14, 2024)

Most Opponent Field Goals Scored, Game

- 3 at Washington, Dec. 24, 1972
at Dallas Cowboys, Jan. 16, 1983
at San Francisco, Jan. 3, 1999
vs. New York Giants, Jan. 20, 2008
vs. New York Giants, Jan. 15, 2012
vs. San Francisco, Jan. 5, 2014
at Dallas Cowboys, Jan. 15, 2017
at San Francisco, Jan. 19, 2020
- 2 13 times (last: vs. San Francisco, Jan. 22, 2022)

Most Opponent (One-Point) Points After TD, Game

- 6 at St. Louis Rams, Jan. 20, 2002
at Arizona, Jan. 10, 2010
at San Francisco, Jan. 12, 2013
- 5 at Dallas Cowboys, Jan. 8, 1995
at Dallas Cowboys, Jan. 14, 1996
at Atlanta, Jan. 22, 2017
- 4 at Dallas Cowboys, Jan. 16, 1983
vs. Denver, Jan. 25, 1998
vs. Minnesota, Jan. 9, 2005
vs. New York Giants, Jan. 15, 2012
at San Francisco, Jan. 19, 2020
vs. Tampa Bay, Jan. 24, 2021

Most Safeties, Game

- 1 vs. Detroit, Dec. 31, 1994

PUNTING

Most Opponent Punts, Game

- 10 vs. Boston Redskins at New York, Dec. 13, 1936
at New York Giants, Dec. 17, 1944
at Chicago Bears, Jan. 23, 2011
- 9 at New York Giants, Dec. 11, 1938
vs. Baltimore Colts, Dec. 26, 1965
vs. Dallas Cowboys, Dec. 31, 1967
vs. Detroit, Dec. 31, 1994
vs. New England, Jan. 26, 1997
vs. New York Giants, Jan. 8, 2017
- 7 at New York Giants, Dec. 30, 1962
vs. Kansas City, Jan. 15, 1967
at Philadelphia, Jan. 11, 2004

Fewest Opponent Punts, Game

- **0 vs. St. Louis Cardinals, Jan. 8, 1983
at Arizona, Jan. 10, 2010
- 2 vs. New York Giants, Jan. 15, 2012
vs. Dallas Cowboys, Jan. 11, 2015
at Dallas Cowboys, Jan. 15, 2017
at Atlanta, Jan. 22, 2017
at San Francisco, Jan. 19, 2020
vs. Tampa Bay, Jan. 24, 2021
at Dallas Cowboys, Jan. 14, 2024
- 3 at Detroit, Jan. 8, 1994
at Dallas Cowboys, Jan. 16, 1994
at San Francisco, Jan. 3, 1999
vs. Pittsburgh, Feb. 6, 2011
at San Francisco, Jan. 12, 2013
vs. San Francisco, Jan. 5, 2014
at Arizona, Jan. 16, 2016
vs. Seattle, Jan. 12, 2020

Opponent Highest Gross Average, Game (Min. 4 Punts)

- 50.6 at Washington, Jan. 10, 2016
- 49.6 vs. Minnesota, Jan. 5, 2013
- 46.8 vs. San Francisco, Jan. 22, 2022

PUNT RETURNS

Most Opponent Punt Returns, Game

- 5 vs. Baltimore Colts, Dec. 26, 1965
vs. Boston Redskins at New York, Dec. 13, 1936
- 4 vs. New England, Jan. 26, 1997
at Philadelphia, Jan. 11, 2004
vs. New York Giants, Jan. 20, 2008
at Chicago Bears, Jan. 23, 2011
vs. Pittsburgh, Feb. 6, 2011

Most Yards, Opponent Punt Returns, Game

- 87 at Chicago Bears, Dec. 14, 1941 (3 returns)
- 58 vs. Boston Redskins at New York, Dec. 13, 1936 (5 returns)
- 38 at Philadelphia, Jan. 9, 2011 (4 returns)

KICKOFF RETURNS

Most Opponent Kickoff Returns, Game

- 8 at Atlanta, Jan. 15, 2011 (232 yds.)
- 7 vs. Oakland, Jan. 14, 1968 (127 yds.)
vs. St. Louis Cardinals, Jan. 8, 1983 (178 yds.)
vs. Carolina, Jan. 12, 1997 (86 yds.)
vs. Seattle, Jan. 4, 2004 (98 yds.)
vs. Seattle, Jan. 12, 2008 (105 yds.)
- 6 Nine times (last: vs. Pittsburgh, Feb. 6, 2011)

Most Yards, Opponent Kickoff Returns, Game

- 232 at Atlanta, Jan. 15, 2011 (8 returns)
- 186 vs. Detroit, Dec. 31, 1994 (5 returns)
- 178 vs. St. Louis Cardinals, Jan. 8, 1983 (7 returns)

SACKS

Most Sacks, Game (Since 1963)

- 8 at Philadelphia, Jan. 11, 2004
- 6 vs. Kansas City, Jan. 15, 1967
at Washington, Jan. 10, 2016
- 5 vs. Los Angeles Rams, Dec. 23, 1967
vs. St. Louis Cardinals, Jan. 8, 1983
vs. New England, Jan. 26, 1997
at Atlanta, Jan. 15, 2011
at Seattle, Jan. 18, 2015
vs. Seattle, Jan. 12, 2020

PENALTIES

Most Opponent Penalties, Game

- 12 at Chicago Bears, Dec. 14, 1941
- 11 at New York Giants, Dec. 17, 1944
- 8 at San Francisco, Jan. 6, 1996
at San Francisco, Jan. 12, 2013
at Seattle, Jan. 18, 2015

Fewest Opponent Penalties, Game

- **0 at Philadelphia, Dec. 26, 1960
- 2 at New York Giants, Dec. 11, 1938
vs. New England, Jan. 26, 1997
vs. Seattle, Jan. 4, 2004
vs. San Francisco, Jan. 5, 2014
at San Francisco, Jan. 19, 2020
vs. Tampa Bay, Jan. 24, 2021
- 3 12 times (last: vs. Los Angeles Rams, Jan. 16, 2021)

** Shares NFL record

PACKERS IN THE PRO FOOTBALL HALL OF FAME

The Green Bay Packers have 28 individuals in the Pro Football Hall of Fame in Canton, Ohio. The Packers' total is second only to that of the Chicago Bears, who have 32 enshrinees. The Pittsburgh Steelers (26), Dallas Cowboys (22) and Washington Commanders (22) are next, followed by the New York Giants (21).

Four of the Packers' inductees were charter members of the Hall in 1963.

In addition, five other players who played briefly for Green Bay – defensive end Len Ford, linebacker Ted Hendricks, guard/coach Walt Kiesling, kicker Jan Stenerud and safety Emlen Tunnell – have their busts displayed in the Hall of Fame. Biographies of the Packers' 28 HOF inductees follow:



1963 – EARL L. “CURLY” LAMBEAU

Founder, Coach (1919-49)

Co-founded the Packers in 1919 and served as the team's head coach through the 1949 season. Won six NFL championships, tying him with George Halas and Bill Belichick for the most ever. He also was the first NFL head coach to make the forward pass an integral part of his team's offense. One of only seven coaches in NFL history to win more than 200 regular-season games (Don Shula, Halas, Tom Landry, Marty Schottenheimer, Belichick, Andy Reid). In addition to his 29 NFL seasons as Packers head coach, he also coached the Chicago Cardinals (1950-51) and Washington Redskins (1952-53). His overall regular-season record was 226-132-22 (.631). Also played halfback for the Packers from 1919 through 1929 in a Notre Dame Box offense and was one of the NFL's most prolific passers in the pre-sta era of the 1920s. Named to the NFL All-Decade Team for the 1920s. Given name was Earl Louis Lambeau. Born April 9, 1898, in Green Bay. Died June 1, 1965, at age 67. Lambeau Field named in his honor on Sept. 11, 1965.

1963 – ROBERT “CAL” HUBBARD

Tackle (1929-33, 1935)

Purchased from the New York Giants prior to the 1929 season, he played an integral role in the Packers winning a record three straight NFL championships from 1929-31. Stood 6 feet, 2 inches tall, weighed 253 pounds and was considered a behemoth in his day. Played both offense and defense in pro football's Iron Man Era and stood out on both sides of the ball. Was an official NFL All-Pro choice in each of the first three years (1931, '32, '33) such selections were made. Selected to the NFL's 50th Anniversary Team in 1969 and 75th Anniversary All-Time Team in 1994. Played for the Giants (1927-28, 1936) and Pittsburgh Pirates (1936). Only inductee in both the pro football and baseball halls of fame. Elected to baseball's hall in 1976 as an umpire. Given name was Robert Calvin Hubbard. Born Oct. 31, 1900, in Keytesville, Mo. Died Oct. 17, 1977, at age 76.



1963 – DON HUTSON

End (1935-45)

Although he played in Curly Lambeau's Notre Dame Box offensive system and mostly lined up tight to the tackle, he had no peers in his day as a receiver. Held 19 NFL records when he retired. Led the NFL in pass receptions eight times and led it in scoring five times. Winner of the Joe F. Carr Trophy, the NFL's official MVP award, in 1941 and '42. Named to the Official NFL All-Pro team in 1936 and from 1938-42. Named on the first six Associated Press All-Pro teams from 1940-45. Chosen to the NFL's 75th Anniversary All-Time Team and All-Time Team in 1994 and was the split end on the 50th Anniversary Team in 1969. Also intercepted 30 passes as a defensive back the last six years of his career and shared placekicking duties from 1940-45. Once scored a league-record 29 points in a quarter. Named to three Pro Bowls. Born Jan. 31, 1913, in Pine Bluff, Ark. Died June 26, 1997, at age 84.

1963 – JOHNNY “BLOOD” McNALLY

Halfback (1929-33, 1935-36)

Born John Victor McNally, he adopted the name Johnny Blood and used it exclusively throughout his pro football career. An elusive runner and receiver, he was one of NFL's first big-play threats. Caught 10 TD passes in 1931 before the league kept stats, but it remained an unofficial record for 12 years. Played on four NFL championship teams with the Packers (1929-31, 1936). Named to the NFL's All-Decade Team for the 1930s. Also played for the Milwaukee Badgers (1925), Duluth Eskimos (1926-27), Pottsville Maroons (1928) and Pittsburgh Pirates (1934, 1937-38). One of the most colorful players in NFL history, he was nicknamed "The Vagabond Halfback." Born Nov. 27, 1903, in New Richmond, Wis. Died Nov. 28, 1985, at age 82.



1964 – CLARKE HINKLE

Fullback (1932-41)

A tough, bruising, powerful runner and a comparatively hard-hitting linebacker in the NFL's Iron Man Era, when players played both offense and defense. His battles with Bronko Nagurski of the rival Chicago Bears were legendary. He and Nagurski were the NFL's All-Decade fullbacks for the 1930s. Retired as the NFL's all-time leading rusher with 3,860 yards. A member of the NFL's official All-Pro team four times (1936-38, 1941). Named to the NFL's 75th Anniversary All-Time Team in 1994 as a fullback, linebacker and kicker. Played on NFL championship teams in 1936 and '39. Born April 10, 1909, in Toronto, Ohio. Died Nov. 9, 1988, at age 79.

PRIMARY HALL OF FAMERS, BY FRANCHISE

Chicago Bears/Stalys	32
Green Bay Packers	28
Pittsburgh Steelers/Pirates	26
Dallas Cowboys	22
Washington Commanders/Boston Redskins/Boston Braves	22
New York Giants	21
Las Vegas/Oakland/Los Angeles Raiders	20
Los Angeles/St. Louis/Cleveland Rams	19
Cleveland Browns	18
San Francisco 49ers	18

Detroit Lions/Portsmouth Spartans	17
Indianapolis/Baltimore Colts	17
Minnesota Vikings	15
Arizona/Phoenix/St. Louis/Chicago Cardinals	14
Kansas City Chiefs/Dallas Texans	13
Miami Dolphins	12
Philadelphia Eagles	12
Los Angeles/San Diego Chargers	11
Buffalo Bills	10



1964 — MIKE MICHALSKE

Guard (1929-35, 1937)

Rugged, raw-boned and durable. Not only a two-way player, but also one who typically played all 60 minutes of a game. On the small side, even in his day, at 6 feet tall and 210 pounds, Michalske was quick and explosive on offense and one of the first to develop blitzing and stunting tactics on defense, where he formed a formidable duo with tackle Cal Hubbard. Signed with the Packers as a free agent when the New York Yankees folded before the 1929 season. Michalske played with the Yankees in 1926 in the short-lived American Football League and for two years (1927-28) in the NFL prior to Green Bay. Named to the NFL's All-Decade Team for the 1920s. Standout lineman on three NFL championship teams from 1929-31. Given first name was August, but nicknamed "Iron Mike," which, in turn, was shortened to Mike. Born April 24, 1903, in Cleveland. Died Oct. 26, 1983, at age 80.

1966 — ARNIE HERBER

Quarterback (1930-40)

Pinpoint deep passer and pioneer of the long bomb in the NFL. In 1936, became first passer in league history to throw for more than 1,000 yards in a season. Led the NFL in passing in 1932, '34 and '36. Member of the Packers' 1930-31 title teams, but teamed with Don Hutson to star on the 1936 and '39 champs. Played halfback in Packers' Notre Dame Box system, but was inducted into the Hall of Fame and chosen as a quarterback on the NFL's All-Decade Team for the 1930s. Played for the New York Giants (1944-45) and faced the Packers in the '44 NFL Championship Game. A Green Bay native and football and basketball star at Green Bay West High School. Born April 2, 1910, in Green Bay. Died Oct. 14, 1969, at age 59.



1971 — VINCE LOMBARDI

Coach (1959-67)

Won five NFL championships over a seven-year span from 1961-67 and is the only coach in league history to win three straight titles under a playoff format. Winning coach in Super Bowls I and II; the game's trophy was named after him following his death in 1970. One of the most iconic figures in coaching history, regardless of sport. Ranks first in all-time winning percentage among NFL coaches with 100 career victories or more. Overall record was 105-35-6, a glittering .750 winning percentage, including his one season in Washington (1969). Regular-season record was 96-34-6. Postseason record, entirely in Green Bay, was 9-1. Served as Packers general manager in 1968, but was inducted as a head coach. Hired by Packers after serving as assistant coach with the New York Giants (1954-58). Born June 11, 1913, in Brooklyn, N.Y. Died Sept. 3, 1970, at age 57.

1974 — TONY CANADEO

Halfback (1941-44, 1946-52)

Became only the third 1,000-yard rusher in pro football history when he gained 1,052 yards in 1949. Finished his career with 4,197 yards on 1,025 attempts, a 4.1-yard average. A durable, all-purpose halfback, he was a hard runner, an accomplished blocker, a capable passer and a good receiver. Also played defense early in his career. Spent the 1945 season in the service during World War II. Played college football at Gonzaga, where he acquired the nickname "Grey Ghost." Born May 5, 1919, in Chicago. Died Nov. 29, 2003, at age 84.



1976 — JIM TAYLOR


Fullback (1958-66)

Hard-edged, hard-nosed runner who typically dished out more punishment than he took. Rushed for more than 1,000 yards in five straight seasons from 1960-64. Spent his final season in 1967 with the New Orleans Saints. When he retired from the NFL, he ranked second to the great Jim Brown in all-time rushing yards with 8,597. Won the league rushing title in 1962 with 1,474 yards and averaged 5.4 per carry. Had 26 career 100-yard rushing games, all in a Packers uniform. Chosen by *The Associated Press* as the NFL's MVP in 1962. Selected MVP of the 1965 NFL Championship Game. Chosen as one of two fullbacks, along with Brown, on the NFL's 1960s All-Decade Team. Selected to five Pro Bowls. Born Sept. 20, 1935, in Baton Rouge, La. Died Oct. 13, 2018, at age 83.

1977 — FORREST GREGG

Tackle (1956, 1958-70)

A pro's pro, he was the most decorated of Vince Lombardi's offensive linemen. An anchor at right tackle, he filled in at guard in the Packers' 1961 championship run. Selected to nine Pro Bowls and was named All-Pro by *The Associated Press* seven times. Voted to NFL's 75th Anniversary All-Time Team in 1994. Also named to the NFL's 1960s All-Decade Team. Held the Packers' record for durability with 176 consecutive games played until he was surpassed by Brett Favre in 2003. Starter on five NFL championship teams. Spent 1957 in military service. Finished his career with the Dallas Cowboys in 1971, where he won a sixth NFL title and third Super Bowl. Born Oct. 18, 1933, in Birthright, Texas. Died April 12, 2019, at age 85.



OTHERS IN PRO FOOTBALL HALL OF FAME WHO PLAYED FOR GREEN BAY



Len Ford
1976



Ted Hendricks
1990



Walt Kiesling
1966



Steve McMichael
1994



Julius Peppers
2014-2016



Jan Stenerud
1991



Emlen Tunnell
1967



1977 — BART STARR

Quarterback (1956-71)

Drafted in the 17th round in 1956, the 200th overall selection, and wound up winning a then-record five NFL championships as a starting quarterback. Named NFL's MVP by *The Associated Press* in 1966. Led the Packers to victory in Super Bowls I and II and was named the game's MVP each time. One of three QBs picked on the NFL's 1960s All-Decade Team. Led the NFL in passing in 1962, 1964 and 1966. Passed for 24,718 yards with a 57.4 completion percentage. Named to the Pro Bowl four times. Held the Packers' career record for most games played (196) until he was surpassed by Brett Favre in 2004. Played college football at Alabama. Born Jan. 9, 1934, in Montgomery, Ala. Died May 26, 2019, at age 85.

1978 — RAY NITSCHKE

Linebacker (1958-72)

"Mean on Sunday" was the title of his 1973 autobiography and his trademark as a player. Looked ferocious peering at opposing quarterbacks from his middle linebacker position and played ferociously. Named MVP of the 1962 NFL Championship Game, a brutal defensive battle vs. the New York Giants won by the Packers, 16-7. Named the only linebacker on the NFL's 50th Anniversary Team in 1969 and one of four middle linebackers chosen on the NFL's 75th Anniversary All-Time Team in 1994. Named All-Pro by *The Associated Press* in 1964 and '66. Selected to the Pro Bowl in 1964. Had 25 career interceptions. Born Dec. 29, 1936, in Elmwood Park, Ill. Died March 8, 1998, at age 61.



1980 — HERB ADDERLEY

Cornback (1961-69)

At 6 feet and 205 pounds, was not only the prototypical cornerback of his day, but of all time. Had it all: speed, size, toughness, awareness and big-play ability. Also played for the Dallas Cowboys from 1970-72. Intercepted 48 passes, including 39 with the Packers. Returned seven of those 39 picks for touchdowns. Named to NFL's 1960s All-Decade Team. Named All-Pro by *The Associated Press* five times and was a five-time Pro Bowl selection while with the Packers. Started on six NFL championship teams, including five in Green Bay, and played in four of the first six Super Bowls, including two with Dallas. Led the Packers in kickoff returns each season from 1960-64 and averaged 25.7 yards over his career. Born June 8, 1939, in Philadelphia. Died Oct. 30, 2020, at age 81.

1981 — WILLIE DAVIS

Defensive End (1960-69)

Excelled as a pass rusher before the NFL kept tabs on sacks or he'd likely be the Packers' all-time leader. Unofficially, it is estimated that he had more than 100 career sacks, maybe more than 120. Also a highly respected team leader who served as defensive captain of the Packers' 1966 and 1967 NFL championship teams — winners of Super Bowls I and II. In all, started on five NFL championship teams. Named to the NFL's 1960s All-Decade Team. Named All-Pro by *The Associated Press* five times and selected to five Pro Bowls. Holds the all-time Packers record for career fumble recoveries with 21. Started NFL career with Cleveland Browns (1958-59). Born July 24, 1934, in Lisbon, La. Died April 15, 2020, at age 85.



1981 — JIM RINGO

Center (1953-63)

Oversized at 6 feet, 2 inches tall and at most 232 pounds, but cat-chief at executing difficult cut blocks. Offensive captain of Vince Lombardi's first two NFL championship teams in 1961 and '62. Also played for Philadelphia (1964-67). Chosen for NFL's 1960s All-Decade Team. Named to two Pro Bowls before Lombardi arrived in Green Bay, five more under Lombardi and three with the Eagles. Named All-Pro by *The Associated Press* six times with the Packers. Highly durable performer, once held NFL record for most consecutive games played (183), including 126 with Green Bay. Born Nov. 21, 1931, in Orange, N.J. Died Nov. 19, 2007, at age 75.

1986 — PAUL HORNING

Halfback (1957-62, 1964-66)

Called by Vince Lombardi "the greatest player I've ever coached" during a 1967 speech. One of the most versatile players in pro football history, he won the NFL scoring title three consecutive years (1959-61). Set a league record by scoring 176 points in 1960 (12-game season). Record stood for 46 years until broken by LaDainian Tomlinson over 16 games in 2006. Named NFL's *Associated Press* MVP in 1961 and also MVP of the 1961 NFL Championship Game. Lombardi viewed him as his biggest playmaker and best clutch player. As the starting left halfback, he was the ball carrier in the heyday of Lombardi's signature power sweep. Named All-Pro at halfback by *The Associated Press* in 1960 and 1961. Named to the NFL's 1960s All-Decade Team. Doubled as the Packers' kicker from 1958-62 and again in '64. Scored 760 career points. Bonus choice — or the first player selected overall — in the 1957 NFL Draft. Played college football at Notre Dame, winning Heisman Trophy in 1956. Born Dec. 23, 1935, in Louisville, Ky. Died Nov. 13, 2020, at age 84.



1989 — WILLIE WOOD

Safety (1960-71)

Played college football at USC in the one-platoon era, doubling as a quarterback and defensive back, and virtually had to beg for an NFL tryout. Signed with the Packers as a rookie free agent and started at free safety on five NFL championship teams. Named All-Pro by *The Associated Press* five straight years from 1964-68. An eight-time Pro Bowl selection. Named to the NFL's 1960s All-Decade Team. One of two safeties chosen on the Super Bowl Silver Anniversary Team in 1990. Broke open a close contest in third quarter of Super Bowl VI, intercepting a Len Dawson pass and returning it 50 yards to the Kansas City Chiefs' 5. Had 48 career interceptions. Led the NFL in interceptions in 1962 with nine. Also led the league in punt returns in 1961 with a 16.1-yard average. Born Dec. 23, 1936, in Washington, D.C. Died Feb. 3, 2020, at age 83.



1995 — HENRY JORDAN

Defensive Tackle (1959-69)

Raised havoc with his quickness, especially as a pass rusher, on Vince Lombardi's five NFL championship teams. Named All-Pro by *The Associated Press* five straight seasons (1960-64). Also selected to play in the Pro Bowl four times. Originally a fifth-round draft choice of the Cleveland Browns; came to Green Bay in 1959 trade. Played for the Browns (1957-58). Unofficially had 3½ sacks in the 1967 Western Conference Championship Game win over the Los Angeles Rams. Born Jan. 26, 1935, in Emporia, Va. Died Feb. 21, 1977, at age 42.

2003 — JAMES LOFTON

Wide Receiver (1978-86)

Big, fast, gifted receiver who could run any route and probably could have starred in any system. Excelled as a deep threat. First Packers player without direct ties to either Curly Lambeau or Vince Lombardi to be inducted in Canton. Caught 530 passes for 9,656 yards and averaged a sensational 18.2 yards per catch in his nine seasons with the Packers. Also played for the L.A. Raiders (1987-88), Buffalo (1989-92), the L.A. Rams (1993) and Philadelphia (1993). In 16 NFL seasons, posted 764 receptions for 14,004 yards and an 18.3-yard average. Yardage total was the NFL career record at the time. Chosen for seven Pro Bowls and named All-Pro by *The Associated Press* twice while playing for the Packers. Named to NFL's 1980s All-Decade Team. Recorded 50-plus receptions in a season nine times. First NFL player to score a touchdown in the 1970s, '80s and '90s. Born July 5, 1956, in Fort Ord, Calif.



2006 — REGGIE WHITE

Defensive End (1993-98)

Nicknamed "Minister of Defense" while playing at the University of Tennessee. Arguably became the most dominant defensive end in NFL history when considering production against both the run and the pass. At the time of retirement, his 198 sacks were an NFL record, as were his 12 seasons with 10-plus sacks. Only player to record 10-plus sacks in nine consecutive seasons. Played six of his 15 NFL seasons with Green Bay and registered 68½ sacks, No. 3 in the NFL over that span. Named Defensive Player of the Year by *The Associated Press* in 1998. Named to the Pro Bowl in all six of his Packers seasons and selected AP All-Pro twice. In the Packers' Super Bowl XXXI win over New England, set a Super Bowl record with three sacks. Began his pro career with the USFL's Memphis Showboats (1984-85) before entering the NFL. Also played for the Philadelphia Eagles (1985-92) and the Carolina Panthers (2000). During eight seasons with Philadelphia, posted more sacks (124) than games played (121). A landmark free agent when he signed with Green Bay in 1993. Was selected for the NFL's 75th Anniversary All-Time Team the next year. Also chosen to the NFL's All-Decade teams for the 1980s and '90s. Elected to 13 straight Pro Bowls. Born Dec. 19, 1961, in Chattanooga, Tenn. Died Dec. 26, 2004, at age 43.

2013 — DAVE ROBINSON

Linebacker (1963-72)

At 6 feet, 3 inches tall and 245 pounds and with 4.6 speed in the 40, was the prototypical outside linebacker. Excelled at holding up the tight end at the line and nullified Hall of Famers John Mackey and Mike Ditka in the 14 games he faced them. Made three big plays that spelled the difference in three of the biggest games of Vince Lombardi's three-year title run. Plays included a game-changing 87-yard interception return in a do-or-die 1965 regular-season victory at the Baltimore Colts; a smothering pressure against Dallas quarterback Don Meredith that saved the Packers in the 1966 NFL Championship Game; and a critical blocked field goal in a 1967 playoff victory over the Los Angeles Rams. Named to the NFL's 1960s All-Decade Team. Named *Associated Press* All-Pro in 1967 and 1969. Three-time Pro Bowl selection. Registered 21 interceptions during his 10 seasons with Green Bay. His 12 interceptions from 1965-67 were the most in the league among linebackers. Also played for Washington (1973-74). Born May 3, 1941, in Mount Holly Township, N.J.



2015 — RON WOLF

Executive Vice President and General Manager (1992-2000)

Orchestrated one of the most remarkable rebuilding efforts in NFL history following a Packers drought of 24 years. Under his leadership from 1992-2000, the Packers were tied for the second-best regular-season record in the NFL (92-52, .639), while recording seven consecutive winning seasons (1992-98) and six straight playoff appearances (1993-98). Made three key transactions early in his time in Green Bay: hiring Mike Holmgren as head coach, trading for quarterback Brett Favre and signing defensive end Reggie White. The moves helped the Packers win three consecutive NFC Central Division championships (1995-97) and back-to-back NFC titles (1996-97). From 1992-2000, the Packers were 65-12 (.844) at Lambeau Field during the regular season and playoffs, the best home record in the NFL over that span. Began NFL career as a scout for the Oakland Raiders in 1963 and spent 23 seasons with the franchise over three separate tenures as the Raiders posted winning records in all but six of those years. In 1975, was hired by the expansion Tampa Bay Buccaneers as general manager. Born Dec. 30, 1938, in New Freedom, Pa.

2016 — BRETT FAVRE

Quarterback (1992-2007)

The ultimate iron man among NFL quarterbacks. All-time record-breaker. The savior, so to speak, of a franchise that had been mired in a nearly 25-year funk. Was all of the above during a career that might have been unmatched in Packers history. Started a remarkable 253 straight games before moving on to the N.Y. Jets (2008) and Minnesota Vikings (2009-10), where he extended his NFL record for quarterbacks to 298 games. When he retired, held the all-time league record for almost every major passing category, including attempts, completions, yards and touchdowns. Acquired in a trade after spending his rookie year with Atlanta (1991), joined the Packers at a time when they had made only two postseason appearances in 24 years. In 16 years as a starter, Green Bay made the playoffs 11 times, highlighted by a victory in Super Bowl XXXI. Born Oct. 10, 1969, in Gulfport, Miss.





2018 — JERRY KRAMER


Guard (1958-68)

One of the pulling guards on maybe the most famous play in NFL history, Vince Lombardi's power sweep, also became one of the most decorated linemen in league annals. Was the only guard selected to the NFL's 50th Anniversary Team in 1969, one of two guards on the Super Bowl Silver Anniversary Team chosen in 1990 and a five-time All-Pro selection by *The Associated Press*. Was the starting right guard on Lombardi's five NFL championship teams in Green Bay and also the placekicker on the 1962 title team. In Lombardi's power sweep, was almost always the inside guard and led the left halfback around the right side. He also was the lead blocker on Bart Starr's game-winning quarterback sneak in the Ice Bowl. Born Jan. 23, 1936, in Jordan, Mont.

2020 — BOBBY DILLON

Safety (1952-59)

The epitome of a great player who played for mostly bad teams, still holds the Packers' career record for interceptions with 52. Didn't play for a winner until his final season, but was a four-time Pro Bowl selection and a four-time All-Pro choice by *The Associated Press*. Played right safety, usually the free safety on most plays, but especially in the days of five-man defensive fronts, his assignment was to cover the best receiver one-on-one. Led the Packers in interceptions in seven of his eight seasons and three times intercepted nine passes in what were then 12-game seasons. When Vince Lombardi took over as coach in 1959, he labeled him "the best in the league" among defensive backs and one of three "untouchables" on his roster. Lost his left eye when he was 10 years old as a result of an accident and played with a glass eye. Born Feb. 23, 1930, in Pendleton, Texas. Died Aug. 22, 2019, at age 89.



2021 — CHARLES WOODSON

Cornerback/Safety (2006-12)

Started building his Hall of Fame résumé during his first eight seasons with the Oakland Raiders, but he sealed the deal with his play for the Packers over a seven-year stay. Was a rare talent. Won the Heisman Trophy as a junior in 1997, playing both cornerback and wide receiver for the University of Michigan. Although selected predominantly for his play on defense, was the first Heisman winner to have played on both sides of the ball since college football adopted a two-platoon system in the early 1960s. The following spring, was the fourth overall pick in the NFL draft. In Green Bay, was given the opportunity to showcase his talent in a number of roles from cover corner to nickel back to safety. A defensive playmaker, was named the NFL's Defensive Player of the Year in 2009 and made the Pro Bowl for the third straight year when the Packers won Super Bowl XLV a year later. In all, intercepted 38 passes, scored a franchise-record 10 defensive touchdowns and was named to four Pro Bowls with the Packers. Spent 11 of his 18 NFL seasons with the Raiders. Born Oct. 7, 1976, in Fremont, Ohio.

2022 — LeROY BUTLER

Cornerback/Safety (1990-2001)

As NFL defenses became more exotic throughout the 1990s, he evolved as a player almost in lockstep and was part of the vanguard, if not the leader of it, that redefined the strong safety position. Started out as a cornerback after being drafted in the second round in 1990 as did most rookie DBs back then who had the speed to play on the outside. Switched to strong safety in 1992 under first-year head coach Mike Holmgren and new defensive coordinator Ray Rhodes. Had all the tools for what was then a more static position: speed to cover tight ends and a sure, willing tackler on run downs. Career took off when Fritz Shurmur became defensive coordinator in 1994 and started utilizing him much like an offensive weapon on defense. His new role included lining up as part of an eight-man front and creating havoc as a blitzer. Became the first player in NFL history to register 20 interceptions and 20 sacks in a career. Played 12 seasons and finished with 38 interceptions and 20½ sacks. Was named All-Pro by *The Associated Press* and to the Pro Bowl four times each. Also etched his name in Packers lore by being the first player to attempt a Lambeau Leap in a victory over the then-Los Angeles Raiders in 1993. Born July 19, 1968, in Jacksonville, Fla.



PACKERS HALL OF FAME, GREEN BAY

The Packers Hall of Fame, located in the Lambeau Field Atrium, owns a unique place in sports history. When it opened on July 1, 1967, in temporary quarters in the Brown County Veterans Memorial Arena, it was the first hall of fame devoted to one team.

William Brault, who was head of Green Bay's visitor bureau at the time, was the driving force behind its creation and its tremendous growth over its first 25 years. Nine years after the hall opened, it moved into a permanent home next to the arena. Then-President Gerald R. Ford dedicated the new building on April 3, 1976.

On Sept. 4, 2003, Bart Starr and Ron Wolf rededicated the Packers Hall of Fame when it moved into the Lambeau Field Atrium. The Hall was renovated again and reopened on the main floor of the Atrium on Aug. 21, 2015. For nearly two years in between, it was set up in temporary quarters in the Neville Public Museum. The latest version of the Hall covers 15,000 square feet over two floors.

To date, 168 individuals – players, coaches and contributors – have been enshrined. Two more will be added as Clay Matthews and Aaron Kampman will be inducted during a ceremony on Aug. 29, 2024. The first induction banquet was held in 1970.

The Hall of Fame originally opened in the Brown County Arena's concourse, and the plan was to stay open for roughly two months during training camp. But those best-laid plans went awry when right from the start Packers fans shattered projected attendance totals.

The **Green Bay Packers Hall of Fame, Inc.** is a corporation separate from the football team, organized and operated for purposes permitted for tax-exempt status under 501 (c)(3) of the Internal Revenue Code of 1986. All revenue is dedicated and invested only for such purposes. Donation of memorabilia is tax-deductible.

ALL-TIME ALL-PRO SELECTIONS

- 1922 — B Curly Lambeau (Halas)
 1923 — B Curly Lambeau (Gaz)
 1924 — B Curly Lambeau (Gaz)
 E Tillie Voss (Gaz)
 1925 — G George Abramson (Gaz)
 B Verne Lewellen (Gaz)
 T Dick Stahlman (Gaz)
 1926 — B Verne Lewellen (Gaz)
 B Cully Lidberg (Eye)
 1927 — E Lavvie Dilweg (Gaz, Smi)
 B Verne Lewellen (Gaz, Smi)
 1928 — T Roger Ashmore (Smi)
 E Lavvie Dilweg (Gaz, Smi)
 B Eddie Kotal (Gaz, Smi)
 B Verne Lewellen (Gaz, Smi)
 1929 — B Johnny (Blood) McNally (Gaz)
 E Lavvie Dilweg (Gaz, Eye, Smi)
 C Jug Earp (Gaz)
 T Cal Hubbard (Smi, Eye)
 T Bill Kern (Gaz)
 B Verne Lewellen (Gaz, Eye, Smi)
 G Mike Michalske (Gaz, Eye, Smi)
 1930 — B Johnny (Blood) McNally (Eye)
 E Lavvie Dilweg (Gaz, Eye)
 B Red Dunn (Gaz, Eye)
 T Bill Kern (Gaz)
 G Mike Michalske (Gaz, Eye)
 E Tom Nash (Gaz, Eye)
 1931 — C Nate Barragar (Eye, UP)
 B Johnny (Blood) McNally (NFL, UP, Eye)
 E Lavvie Dilweg (NFL, UP, Eye)
 B Red Dunn (NFL, UP)
 T Cal Hubbard (NFL, UP)
 G Mike Michalske (NFL, UP, Eye)
 B Bo Molenda (NFL)
 E Tom Nash (Eye)
 T Dick Stahlman (Eye, NFL)
 1932 — C Nate Barragar (NFL, UP, Eye)
 E Lavvie Dilweg (NFL, UP)
 B Arnie Herber (NFL, UP, Eye)
 B Clarke Hinkle (Eye, NFL, UP)
 T Cal Hubbard (NFL, UP, Eye)
 E Tom Nash (UP, Eye)
 G Joe Zeller (UP)
 1933 — E Lavvie Dilweg (UP)
 B Clarke Hinkle (UP, CN, Gaz)
 T Cal Hubbard (NFL, UP, CN, Gaz, Eye)
 1934 — C Nate Barragar (NFL)
 B Clarke Hinkle (UP, Gaz)
 G Mike Michalske (Gaz, NFL, CN)
 1935 — C Nate Barragar (Gaz)
 G Lon Evans (NFL)
 B Arnie Herber (Eye, NFL, Gaz)
 B Clarke Hinkle (UP)
 E Don Hutson (NFL, UP)
 G Mike Michalske (NFL, Gaz, CN, UP)
 B George Sauer (Gaz)
 T Ade Schwammle (UP)
 1936 — G Lon Evans (NFL, UP, Eye, CN)
 E Milt Gantenbein (UP, CN, NFL, Eye)
 B Arnie Herber (CN, NFL, Eye)
 B Clarke Hinkle (NFL, UP)
 E Don Hutson (NFL, Eye, UP, CN)
 T Ade Schwammle (Eye)
 T Ernie Smith (NFL, UP)
 1937 — G Lon Evans (NFL, NY)
 E Milt Gantenbein (NFL)
 FB Clarke Hinkle (NFL, UP, INS, NY, Eye)
 E Don Hutson (INS, NY, Eye, NFL, UP)
 G Russ Letlow (Eye)
 T Ernie Smith (NFL, INS, NY)
- 1938 — E Milt Gantenbein (NFL, UP)
 FB Clarke Hinkle (NFL, UP, FW, INS, NY, Eye)
 E Don Hutson (NFL, UP, FW, INS, NY)
 B Cecil Isbell (NFL, UP, FW, INS, NY)
 G Russ Letlow (NFL, FW, INS, Eye, UP, NY)
 1939 — B Larry Craig (HA)
 G Buckets Goldenberg (HA)
 B Clarke Hinkle (UP)
 E Don Hutson (NFL, UP, FW, INS, NY, Eye, HA)
 B Cecil Isbell (INS)
 G Russ Letlow (NY, Eye, HA)
 T Baby Ray (Eye, UP, HA)
 1940 — C Charley Brock (Eye)
 B Clarke Hinkle (INS, NFL, HA)
 E Don Hutson (NFL, AP, UP, NY, Eye, HA, INS)
 B Cecil Isbell (NFL, UP, Eye)
 G Russ Letlow (NY, Eye, HA)
 E Carl Mulleneaux (UP)
 1941 — FB Clarke Hinkle (NFL, AP, NY)
 E Don Hutson (NFL, AP, UP, NY, Eye, HA)
 B Cecil Isbell (NFL, AP, UP, NY, Eye, HA)
 T Baby Ray (UP, Eye, NY)
 E Ray Riddick (NFL)
 C George Svendsen (NFL, UP, Eye)
 G Pete Tinsley (AP, NY, HA)
 1942 — G Buckets Goldenberg (NFL, AP)
 E Don Hutson (NFL, AP, INS, NY)
 B Cecil Isbell (NFL, NY, AP, INS)
 1943 — T Chet Adams (HA, AP, NY)
 C Charley Brock (AP, PFI, HA)
 B Tony Canadeo (AP, NY, INS, UP, PFI, HA)
 E Don Hutson (AP, UP, NY, PFI, INS, HA)
 T Baby Ray (PFI, UP, INS, NY)
 1944 — C Charley Brock (UP)
 E Don Hutson (AP, UP, INS, NY, PFI)
 T Baby Ray (PFI, UP, INS, NY)
 1945 — C Charley Brock (AP, UP, INS, NY, PFI, HA)
 B Ted Fritsch (UP, HA, INS, NY)
 E Don Hutson (AP, UP, NY, PFI, INS, HA)
 1946 — C Charley Brock (PFI, UP)
 FB Ted Fritsch (AP, HA, UP, NY, PFI)
 E Nolan Luhn (PFI)
 1947 — HB Tony Canadeo (UP)
 DE Larry Craig (PFI, HA)
 FB Walt Schlinkman (HA, UP, PFI)
 G Dick Wildung (PFI, HA, UP)
 1948 — HB Tony Canadeo (UP, PFI)
 T Dick Wildung (NY)
 1949 — HB Tony Canadeo (INS, UP, AP, NY)
 T Dick Wildung (NY, UP)
 1950 — HB Billy Grimes (NY, AP)
 DT Ed Neal (NY)
 C-LB Clayton Tonnenmaker (UP, NY, AP)
 1951 — C Jay Rhodemyre (NY)
 1952 — E Billy Howton (NY, AP, UP)
 1953 — DB Bobby Dillon (NY)
 1954 — DB Bobby Dillon (AP, NEA, NY)
 DT Dave Hanner (NEA)
 DE John Martinkovic (NY)
 LB Clayton Tonnenmaker (NY, AP, UP)
 DB Val Joe Walker (AP)
 LB Roger Zatkoff (UP, NEA, AP)
- 1955 — DB Bobby Dillon (AP, UP, NEA, TSN, NY)
 RB Howie Ferguson (NEA, TSN, AP, UP, NY)
 E Billy Howton (NEA, NY)
 QB Tobin Rote (NEA, AP, NY)
 LB Roger Zatkoff (AP, TSN, NEA, NY)
 1956 — DB Bobby Dillon (UP, NEA, NY, AP)
 E Billy Howton (AP, UP, NEA, NY)
 QB Tobin Rote (AP, UP, NEA, NY)
 LB Roger Zatkoff (NEA, NY)
 1957 — DB Bobby Dillon (AP, UP, NEA, NY)
 E Billy Howton (AP, UP, NEA, NY)
 C Jim Ringo (AP, NEA, UP)
 1958 — DB Bobby Dillon (AP, UP, NEA, NY)
 C Jim Ringo (NY, AP, UPI, NEA)
 1959 — DB Bobby Dillon (NY, AP, UPI, NEA)
 LB Bill Forester (NY)
 T Forrest Gregg (AP, UPI, NEA)
 RB Paul Hornung (AP, UPI)
 C Jim Ringo (AP, UPI, NEA, NY)
 LB Bill Forester (AP, UPI, NEA, NY)
 T Forrest Gregg (AP, UPI, NEA, NY)
 RB Paul Hornung (AP, UPI, NEA)
 DT Henry Jordan (AP, UPI, NY, NEA)
 G Jerry Kramer (AP, UPI, NY)
 C Jim Ringo (AP, UPI, NEA, NY)
 RB Jim Taylor (AP, UPI, NEA, NY)
 CB Jesse Whittenton (AP, UPI)
 1961 — LB Dan Currie (UPI, NEA)
 LB Bill Forester (AP, UPI, NY, NEA)
 T Forrest Gregg (UPI, NY)
 RB Paul Hornung (AP, UPI, NY, NEA)
 DT Henry Jordan (AP, UPI, NEA, NY)
 G Jerry Kramer (NY)
 C Jim Ringo (AP, UPI, NEA, NY)
 QB Bart Starr (NEA, NY)
 RB Jim Taylor (NEA, UPI, NY)
 G Fuzzy Thurston (AP, UPI, NEA, NY)
 CB Jesse Whittenton (AP, UPI, NEA)

NFL ALL-PRO TEAM HISTORY

AP—Associated Press, 1940-present

CPF—College & Pro Football Newsweekly,

1967-present

CN—Chicago Daily News, 1933-36

Eye—Collier's Eye Magazine, 1923-26; Collier's

Eye and The Baseball World Magazine, 1929-41

FD—Football Digest, 1980-2005

FN—Football News, AII-NFC, 1985-2001

FW—Pro Football Writers of America,

1938-40, 1966-present (in conjunction with

Pro Football Weekly from 1992-2012)

Gaz—Green Bay Press-Gazette, 1923-31, 1933-35

HA—Chicago Herald-American, 1939-41, 1943,

1945-48

Halas—George Halas, for several newspapers, 1922

HOF—Pro Football Hall of Fame, 1969

INS—International News Service, 1937-40, 1942-

45, 1949

NEA—Newspaper Enterprise Association, 1954-92

NFL—Official NFL Recognition, 1931-42

NY—New York Daily News, 1937-61, 1963-69

PFI—Pro Football Illustrated, 1943-48

PFW—Pro Football Weekly, 1968-84, 1986-91 (FW

selections, 1992-2012)

SI—Sports Illustrated, 1981-present

Smi—Wilfrid Smith, for The Chicago Tribune,

1926-29

TSN—The Sporting News, 1948, 1954-81,

1983-present

UP—United Press, 1931-41, 1943-57

UPI—United Press International, 1958-96

USA—USA Today, 1990s-present

*—First-team recognition in bold

FIRST-TEAM ALL-NFC

- 1962** — CB Herb Adderley (AP, UPI, NEA)
 LB Dan Currie (AP, NEA, UPI)
 DE Willie Davis (AP, UPI)
 LB Bill Forester (AP, NEA, UPI)
 T Forrest Gregg (AP, NEA, UPI)
 DT Henry Jordan (AP, NEA, UPI)
 G Jerry Kramer (AP, NEA, UPI)
 TE Ron Kramer (AP, NEA, UPI)
 LB Ray Nitschke (AP, NEA)
 C Jim Ringo (AP, NEA, UPI)
 QB Bart Starr (AP, NEA, UPI)
 RB Jim Taylor (AP, NEA, UPI)
 G Fuzzy Thurston (UPI, AP, NEA)
 S Willie Wood (AP, UPI, NEA)
- 1963** — CB Herb Adderley (AP, UPI, NY)
 LB Dan Currie (NEA, NY, AP)
 DE Willie Davis (UPI, NEA, NY)
 LB Bill Forester (UPI, NEA)
 T Forrest Gregg (AP, NEA, UPI, NY)
 DT Henry Jordan (AP, NEA, UPI, NY)
 G Jerry Kramer (AP, NEA, UPI, NY)
 TE Ron Kramer (AP, UPI, NEA, NY)
 FB Tom Moore (AP)
 LB Ray Nitschke (NY)
 C Jim Ringo (AP, NEA, UPI, NY)
 RB Jim Taylor (AP, UPI, NEA, NY)
 G Fuzzy Thurston (UPI)
 S Willie Wood (NEA, UPI)
- 1964** — CB Herb Adderley (AP, UPI, NEA, NY)
 DE Willie Davis (AP, NEA, UPI, NY)
 T Forrest Gregg (AP, NEA, UPI, NY)
 DT Henry Jordan (AP, UPI, NY)
 LB Ray Nitschke (AP, UPI, NY)
 QB Bart Starr (AP)
 RB Jim Taylor (UPI, NEA, NY)
 G Fuzzy Thurston (NY)
 S Willie Wood (AP, NEA, UPI, NY)
- 1965** — CB Herb Adderley (AP, NEA, UPI, NY)
 DE Willie Davis (AP, NEA, UPI, NY)
 T Forrest Gregg (AP, UPI, NY)
 LB Ray Nitschke (UPI, AP, NY)
 S Willie Wood (AP, NEA, UPI, NY)
- 1966** — CB Herb Adderley (AP, NEA, UPI, FW, NY)
 LB Lee Roy Caffey (AP, UPI, NY)
 DE Willie Davis (AP, NEA, UPI, FW, NY)
 T Forrest Gregg (AP, NEA, UPI, FW, NY)
 DT Henry Jordan (AP, UPI, NY)
 G Jerry Kramer (AP, UPI, FW, NY)
 LB Ray Nitschke (AP, NEA, UPI, FW, NY)
 QB Bart Starr (AP, NEA, UPI, FW, NY)
 FB Jim Taylor (UPI)
 G Fuzzy Thurston (NY)
 S Willie Wood (AP, NEA, UPI, FW, NY)
- 1967** — CB Herb Adderley (AP, NEA, NY)
 DE Willie Davis (AP, NEA, UPI, NY)
 T Forrest Gregg (AP, UPI, NY, NEA)
 DBB Bob Jeter (AP, NEA, UPI, NY)
 DT Henry Jordan (NY)
 G Jerry Kramer (AP, UPI, NY, NEA)
 LB Ray Nitschke (AP, NY)
 LB Dave Robinson (AP, NEA, UPI, NY)
 S Willie Wood (AP, UPI, NY, NEA)
- 1968** — E Carol Dale (NEA)
 G Gale Gillingham (UPI, NEA)
 CB Bob Jeter (NEA)
 G Jerry Kramer (AP)
 LB Dave Robinson (UPI, NEA, NY, FW)
 S Willie Wood (UPI, NY, PFW, AP, NEA)
- 1969** — CB Herb Adderley (AP, PFW, HOF, FW, NY)
 G Gale Gillingham (AP, NEA, HOF, UPI)
 LB Ray Nitschke (FW, NEA)
 LB Dave Robinson (AP, UPI, NEA, PFW, NY, HOF, FW)
 S Willie Wood (NEA)

- 1970** — G Gale Gillingham (AP, UPI, TSN, PFW)
 S Willie Wood (TSN)
- 1971** — G Gale Gillingham (UPI, TSN, PFW)
 RB John Brockington (AP, UPI, TSN, PFW)
- 1972** — RB John Brockington (AP, UPI, TSN)
 CB Ken Ellis (AP, UPI)
 K Chester Marcol (AP, TSN, PFW)
- 1973** — G Gale Gillingham (PFW)
 RB John Brockington (AP, UPI, TSN, PFW)
 CB Ken Ellis (AP, UPI, TSN, PFW)
- 1974** — G Gale Gillingham (AP, UPI, TSN)
 LB Ted Hendricks (AP, UPI, TSN, PFW)
 K Chester Marcol (UPI, TSN, PFW)
- 1975** — LB Fred Carr (TSN)
- 1978** — RB Terrell Middleton (TSN)
 CB Willie Buchanon (AP, UPI, TSN, PFW)
- 1980** — WR James Lofton (UPI, PFW)
1981 — WR James Lofton (UPI, PFW)
 C Larry McCarren (PFW)
1982 — WR James Lofton (UPI)
 C Larry McCarren (UPI)
1983 — TE Paul Coffman (UPI, PFW)
1984 — TE Paul Coffman (UPI, PFW)
 P Bucky Scribner (UPI)
- 1988** — LB Tim Harris (PFW)
1989 — WR Sterling Sharpe (UPI, PFW)
 LB Tim Harris (UPI, PFW)
- 1992** — WR Sterling Sharpe (UPI, FW)
 S Chuck Cecil (FW)
- 1993** — WR Sterling Sharpe (UPI, FW)
 DE Reggie White (UPI, FW)
 S LeRoy Butler (UPI, FW)
- 1994** — LB Bryce Paup (UPI, FW)
1995 — TE Mark Chmura (FW)
 QB Brett Favre (UPI, FW)
 DE Reggie White (UPI, FW)
- 1996** — QB Brett Favre (FW)
 DE Reggie White (FW)
 S LeRoy Butler (FW)
 PR Desmond Howard (FW)
- 1997** — S LeRoy Butler (FW)
 QB Brett Favre (FN)
 RB Dorsey Levens (FN)
 DE Reggie White (FN)

- 1998** — S LeRoy Butler (FN)
 WR Antonio Freeman (FN)
 DE Reggie White (FN)
- 2000** — K Ryan Longwell (FN)
 S Darren Sharper (FN, FW)
- 2001** — RB Ahman Green (FW, FN)
2002 — QB Brett Favre (FW)
 S Darren Sharper (FW)
- 2003** — QB Brett Favre (FW)
 RB Ahman Green (FW)
 G Marco Rivera (FW)
- 2004** — G Marco Rivera (FW)
- 2006** — WR Donald Driver (FW)
 DE Aaron Kampman (FW)
- 2007** — QB Brett Favre (FW)
 DE Aaron Kampman (FW)
 CB Al Harris (FW)
- 2008** — S Nick Collins (FW)
 CB Charles Woodson (FW)
- 2009** — CB Charles Woodson (FW)
- 2010** — S Nick Collins (FW)
 LB Clay Matthews (FW)
 NT B.J. Raji (FW)
 C Scott Wells (FW)
 CB Tramon Williams (FW)
- 2011** — LB Clay Matthews (FW)
 QB Aaron Rodgers (FW)
- 2012** — LB Clay Matthews (FW)
 QB Aaron Rodgers (FW)
- 2013** — G Josh Sitton (FW)
- 2014** — QB Aaron Rodgers (FW)
 G Josh Sitton (FW)
- 2015** — G Josh Sitton (FW)
- 2016** — S Ha Ha Clinton-Dix (FW)
 G T.J. Lang (FW)
- 2018** — T David Bakhtiari (FW)
2019 — T David Bakhtiari (FW)
- 2020** — WR Davante Adams (FW)
 CB Jaire Alexander (FW)
 T David Bakhtiari (FW)
 C Corey Linsley (FW)
 QB Aaron Rodgers (FW)
 LB Za'Darius Smith (FW)
- 2021** — WR Davante Adams (FW)
 LB De'Vondre Campbell (FW)
 QB Aaron Rodgers (FW)
- 2022** — CB Jaire Alexander (FW)
 KR Keisean Nixon (FW)
- 2023** — KR Keisean Nixon (FW)

- 1970** — G Gale Gillingham (AP, NEA)
 S Willie Wood (NEA)
- 1971** — RB John Brockington (AP, FW, NEA, PFW)
 G Gale Gillingham (NEA, FW)
 CB Ken Ellis (AP, FW)
 K Chester Marcol (AP, FW, NEA, PFW)
- 1973** — RB John Brockington (NEA, AP, FW)
 CB Ken Ellis (FW)
 G Gale Gillingham (FW)
- 1974** — G Gale Gillingham (NEA)
 LB Ted Hendricks (AP, FW, NEA, PFW)
 K Chester Marcol (AP, FW, PFW)
- 1975** — LB Fred Carr (NEA)
- 1978** — CB Willie Buchanon (AP, FW, PFW, NEA)
- 1980** — WR James Lofton (FW, NEA, TSN, PFW, AP)
- 1981** — WR James Lofton (AP, FW, NEA, TSN, PFW)
- 1982** — LB George Cumby (NEA)
 LB Mike Douglass (PFW)
 WR James Lofton (AP, NEA)
- 1983** — LB Mike Douglass (SI)
 WR James Lofton (AP, FW)
 C Larry McCarren (NEA)
- 1984** — TE Paul Coffman (NEA)
 WR James Lofton (NEA)
- 1985** — WR James Lofton (NEA)
- 1988** — LB Tim Harris (NEA, AP, SI)

- 1989** — LB Tim Harris (AP, FW, NEA, TSN, PFW, SI)
 QB Don Majkowski (AP)
 G Rich Moran (NEA)
 WR Sterling Sharpe (AP, FW, NEA, TSN, PFW, SI)
- 1990** — C James Campen (USA)
 WR Sterling Sharpe (NEA)
- 1992** — S Chuck Cecil (CPF)
 TE Jackie Harris (NEA)
 WR Sterling Sharpe (AP, FW, TSN, NEA, CPF, FD)
- 1993** — S LeRoy Butler (AP, FW, TSN, SI, FD)
 K Chris Jacke (AP, CPF)
 WR Sterling Sharpe (AP, FW, TSN, SI, CPF, FD)
 DE Reggie White (TSN, AP, CPF, FD)
- 1994** — LB Bryce Paup (USA)
 DE Reggie White (AP, SI)
1995 — WR Robert Brooks (USA)
 TE Mark Chmura (CPF, FD)
 QB Brett Favre (AP, FW, TSN, SI, USA, FD)
 DE Reggie White (USA)
 (AP, FW, TSN, USA, CPF, FD)
- 1996** — S LeRoy Butler (AP, FW, TSN, SI, USA, FD)
 QB Brett Favre (AP, FW, TSN, SI, USA, CPF, FD)
 PR Desmond Howard (FW, TSN, USA, CPF, FD)
 S Eugene Robinson (SI)
 DE Reggie White (AP, CPF)

*—First-team recognition in bold

- 1997 — S LeRoy Butler
(**AP, FW, TSN, SI, USA, CPF**)
CB Doug Evans (FD)
QB Brett Favre
(**AP, FW, TSN, USA, CPF, FD**)
P Craig Hentrich (CPF)
ST Travis Jervey (FW)
DE Reggie White (AP)
LB Brian Williams (USA)
- 1998 — S LeRoy Butler
(**AP, FW, TSN, USA**)
WR Antonio Freeman
(**AP, FW, SI, TSN, CPF, FD**)
ST Travis Jervey (FD)
KR Roell Preston (FW, FD)
DE Reggie White
(**AP, FW, TSN, CPF, FD**)
- 1999 — C Frank Winters (USA)
- 2000 — S Darren Sharper
(**AP, FW, TSN, USA, CPF, SI**)
- 2001 — QB Brett Favre (AP)
RB Ahman Green (AP)
S Darren Sharper (SI)
- 2002 — QB Brett Favre (AP, SI)
S Darren Sharper (AP, TSN, FD)
- 2003 — RB Ahman Green (FD)
K Ryan Longwell (FD)
G Marco Rivera (AP, FD)
G Mike Wahle (SI)
- 2004 — FB William Henderson (AP, CPF)
K Ryan Longwell (FD)
- 2006 — DE Aaron Kampman (AP)
- 2007 — LB Nick Barnett (AP)
QB Brett Favre (AP)
CB Al Harris (AP)
DE Aaron Kampman (AP, SI)
- 2008 — S Nick Collins (AP)
CB Charles Woodson (AP)

- 2009 — S Nick Collins (AP)
CB Charles Woodson
(**AP, FW, TSN, SI**)
- 2010 — S Nick Collins (AP)
LB Clay Matthews (AP, FW, TSN, SI)
CB Charles Woodson (AP)
- 2011 — FB John Kuhn (AP)
QB Aaron Rodgers (AP, FW, TSN, SI)
C Scott Wells (SI)
CB Charles Woodson (AP, TSN)
- 2012 — LB Clay Matthews (AP)
QB Aaron Rodgers (AP)
- 2013 — RB Eddie Lacy (AP)
G Josh Sitton (AP)
- 2014 — FB John Kuhn (AP)
WR Jordy Nelson (AP, TSN)
QB Aaron Rodgers (AP, FW, TSN, SI)
G Josh Sitton (AP, FW, SI, TSN)
- 2015 — G Josh Sitton (AP)
- 2016 — T David Bakhtiari (AP)
S Ha Ha Clinton-Dix (AP)
- 2017 — T David Bakhtiari (AP)
- 2018 — T David Bakhtiari (AP, FW)
- 2019 — T David Bakhtiari (AP)
- 2020 — WR Davante Adams (AP, FW, TSN)
CB Jaire Alexander (AP)
T David Bakhtiari (AP, FW, TSN)
C Corey Linsley (AP, FW)
QB Aaron Rodgers (AP, FW)
LB Za'Darius Smith (AP)
- 2021 — WR Davante Adams (AP, FW, TSN)
LB De'Vondre Campbell (AP, FW)
QB Aaron Rodgers (AP, FW, TSN)
- 2022 — CB Jaire Alexander (AP, FW)
KR Keisean Nixon (AP, FW)
- 2023 — KR Keisean Nixon (AP, FW)

- MVP/PLAYER OF THE YEAR**
- 1941 — Don Hutson, E (NFL)
1942 — Don Hutson, E (NFL)
1961 — Paul Hornung, HB
(AP, UPI, TSN, MC)
1962 — Jim Taylor, FB (AP, NEA)
1966 — Bart Starr, QB
(AP, FW, UPI, TSN, NEA)
1995 — Brett Favre, QB
(AP, TSN, FW, MC)
1996 — Brett Favre, QB
(AP, FW, TSN, FW, MC)
1997 — Brett Favre, QB (AP)
2011 — Aaron Rodgers, QB (AP, FW, SI, MC)
2014 — Aaron Rodgers, QB (AP, FW, SI)
2020 — Aaron Rodgers, QB (AP, FW, SI)
2021 — Aaron Rodgers, QB (AP, FW)
- OFFENSIVE MVP/
PLAYER OF THE YEAR**
- 1995 — Brett Favre, QB
(AP, FW, UPI-NFC)
1996 — Brett Favre, QB (UPI-NFC, FW)
2011 — Aaron Rodgers, QB (TSN, FW)
2014 — Aaron Rodgers, QB (TSN)
- DEFENSIVE MVP/
PLAYER OF THE YEAR**
- 1989 — Tim Harris, LB (NEA)
1995 — Reggie White, DE (UPI-NFC)
1998 — Reggie White, DE (AP, FW)
2009 — Charles Woodson, CB (AP, FW)
2010 — Clay Matthews, LB (FW, TSN)
- SUPER BOWL MVP**
- I — Bart Starr, QB
II — Bart Starr, QB
XXXI — Desmond Howard, KR
XLV — Aaron Rodgers, QB
- PRO BOWL MVP**
- 1982 — John Jefferson (tie)
- NFL ROOKIE OF THE YEAR**
- 1959 — Boyd Dowler, E (UPI)
2013 — Eddie Lacy, RB (FW)
- NFC ROOKIE OF THE YEAR**
- 1971 — John Brockington, RB
(UPI, TSN, NEA)
1972 — Chester Marcol, K (UPI, TSN)
1972 — Willie Buchanon, CB (NEA)
- NFL OFFENSIVE
ROOKIE OF THE YEAR**
- 1971 — John Brockington, RB (AP)
2013 — Eddie Lacy, RB (AP)
- NFL DEFENSIVE
ROOKIE OF THE YEAR**
- 1972 — Willie Buchanon, CB (AP)
1984 — Tom Flynn, S (FW)
- NFL COMEBACK
PLAYER OF THE YEAR**
- 1997 — Robert Brooks, WR (FW)
2016 — Jordy Nelson, WR (AP, FW, SI, TSN)
- NFL COACH OF THE YEAR**
- 1959 — Vince Lombardi (AP, UPI)
1961 — Vince Lombardi (TSN)
1967 — Vince Lombardi (FW)
1989 — Lindy Infante (AP, TSN)
2011 — Mike McCarthy (MC)
- NFC COACH OF THE YEAR**
- 1972 — Dan Devine (UPI, FW)
1989 — Lindy Infante (UPI, FW)
- NFL—Official NFL award (Joe F. Carr Trophy); AP—Associated Press; UPI—United Press International; TSN—The Sporting News; FW—Pro Football Writers of America; PFW—Pro Football Weekly; SI—Sports Illustrated; NEA—Newspaper Enterprise Association; MC—Maxwell Club of Philadelphia (Bert Bell Trophy)**

*First-team recognition in bold


PFWA ALL-ROOKIE TEAM, 1974-2023

- | | |
|------------------------------|-----------------------------|
| 1975 — Johnnie Gray, S | 2005 — Nick Collins, S |
| 1976 — Mark Koncar, T | 2006 — Daryn Colledge, G |
| 1977 — Mike Butler, DE | A.J. Hawk, LB |
| 1978 — John Anderson, LB | Greg Jennings, WR |
| James Lofton, WR | 2009 — Clay Matthews, LB |
| 1984 — Alphonso Carreker, DE | B.J. Raji, DL |
| Tom Flynn, S | 2010 — Bryan Bulaga, T |
| 1985 — Brian Noble, LB | 2011 — Randall Cobb, KR |
| 1987 — Frankie Neal, WR | 2012 — Casey Hayward, CB |
| 1989 — Chris Jacke, K | 2013 — Eddie Lacy, RB |
| 1993 — Wayne Simmons, LB | 2014 — Ha Ha Clinton-Dix, S |
| George Teague, S | Corey Linsley, C |
| 1996 — John Michels, T | 2018 — Jaire Alexander, CB |
| 1997 — Ross Verba, T | 2019 — Elgton Jenkins, G |
| 1998 — Vonnie Holliday, DE | Darnell Savage, S |
| 2000 — Na'il Diggs, LB | 2022 — Quay Walker, LB |
| 2003 — Nick Barnett, LB | |

* In conjunction with Pro Football Weekly from 1992-2012



Alexander



Jenkins



Walker

CONSENSUS ALL-PROS

- | | |
|---------------------------------|-------------------------|
| 5 Don Hutson (1939, 1941-44) | Ted Fritsch (1946) |
| Jim Ringo (1959-63) | Paul Hornung (1960) |
| 4 Forrest Gregg (1962-64, 1966) | Fuzzy Thurston (1961) |
| Willie Davis (1964-67) | Dan Currie (1962) |
| LeRoy Butler (1993, 1996-98) | Bill Forester (1962) |
| 3 Bobby Dillon (1955, 1957-58) | Jim Taylor (1962) |
| Sterling Sharpe (1989, 1992-93) | Ray Nitschke (1966) |
| Brett Favre (1995-97) | Bart Starr (1966) |
| 2 Lavvie Dilweg (1929-30) | Bob Jeter (1967) |
| Mike Michalske (1929-30) | Dave Robinson (1967) |
| Cal Hubbard (1932-33) | John Brockington (1971) |
| Clarke Hinkle (1937-38) | Chester Marcol (1972) |
| Billy Howton (1956-57) | Ted Hendricks (1974) |
| Henry Jordan (1961, 1963) | James Lofton (1981) |
| Jerry Kramer (1962-63) | Tim Harris (1989) |
| Herb Adderley (1965-66) | Antonio Freeman (1998) |
| Willie Wood (1965-66) | Darren Sharper (2000) |
| Reggie White (1995, 1998) | Charles Woodson (2009) |
| 1 Lon Evans (1936) | Clay Matthews (2010) |
| Cecil Isbell (1941) | Davante Adams (2021) |



Kramer



Adams

PRO BOWL SELECTIONS

- 1938** — FB Clarke Hinkle, QB Cecil Isbell, G Russ Letlow
- 1939** — After winning the 1939 NFL championship, the Packers played the Pro All-Stars in the second Pro Bowl. The game was played Jan. 14, 1940.
- 1940** — C Charley Brock, FB Clarke Hinkle, E Don Hutson, E Carl Mulleneaux
- 1941** — QB/E Larry Craig, E Don Hutson, QB Cecil Isbell
- 1942** — C Charley Brock, QB/E Larry Craig, E Don Hutson, QB Cecil Isbell
- 1950** — **HB Billy Grimes**, C Ed Neal, *LB Clayton Tonnenmaker
- 1951** — HB Billy Grimes, T Dick Wildung
- 1952** — E Billy Howton, G Deral Teteak, E Abner Wimberly
- 1953** — DT Dave Hanner, E John Martinkovic, LB Clayton Tonnenmaker
- 1954** — DT Dave Hanner, E John Martinkovic, LB Roger Zatkoff
- 1955** — **DB Bobby Dillon**, **FB Howie Ferguson**, E Billy Howton, E John Martinkovic, LB Roger Zatkoff
- 1956** — **DB Bobby Dillon**, **E Billy Howton**, QB Tobin Rote, LB Roger Zatkoff
- 1957** — **DB Bobby Dillon**, **E Billy Howton**, **C Jim Ringo**
- 1958** — **DB Bobby Dillon**, **C Jim Ringo**
- 1959** — LB Bill Forester, T Forrest Gregg, RB Paul Hornung, **C Jim Ringo**, S Ernie Tunnel
- 1960** — LB Dan Currie, LB Bill Forester, T Forrest Gregg, **RB Paul Hornung**, DT Henry Jordan, **C Jim Ringo**, QB Bart Starr, **FB Jim Taylor**
- 1961** — **LB Bill Forester**, T Forrest Gregg, **DT Henry Jordan**, E Max McGee, **C Jim Ringo**, **QB Bart Starr**, **FB Jim Taylor**, **DB Jesse Whittenton**
- 1962** — **LB Bill Forester**, T Forrest Gregg, **G Jerry Kramer**, TE Ron Kramer, RB Tom Moore, **C Jim Ringo**, **QB Bart Starr**, *FB Jim Taylor, **S Willie Wood**
- 1963** — **CB Herb Adderley**, DE Willie Davis, T Forrest Gregg, DT Henry Jordan, **G Jerry Kramer**, **C Jim Ringo**, **FB Jim Taylor**, **DB Jesse Whittenton**
- 1964** — **CB Herb Adderley**, **DE Willie Davis**, T Forrest Gregg, **LB Ray Nitschke**, **FB Jim Taylor**, **S Willie Wood**
- 1965** — **CB Herb Adderley**, **LB Lee Roy Caffey**, **DE Willie Davis**, WR Boyd Dowler, **S Willie Wood**
- 1966** — **CB Herb Adderley**, **DE Willie Davis**, T Forrest Gregg, DT Henry Jordan, **LB Dave Robinson**, T Bob Skoronski, **QB Bart Starr**, **S Willie Wood**
- 1967** — **CB Herb Adderley**, K Don Chandler, **DE Willie Davis**, **WR Boyd Dowler**, T Forrest Gregg, **DB Bob Jeter**, **G Jerry Kramer**, **LB Dave Robinson**, **S Willie Wood**
- 1968** — RB Donny Anderson, WR Carroll Dale, T Forrest Gregg, **S Willie Wood**
- 1969** — **WR Carroll Dale**, G Gale Gillingham, **DB Bob Jeter**, **LB Dave Robinson**, **S Willie Wood**
- 1970** — LB Fred Carr, WR Carroll Dale, G Gale Gillingham, S Willie Wood
- 1971** — **RB John Brockington**, G Gale Gillingham
- 1972** — **RB John Brockington**, DT Bob Brown, LB Fred Carr, K Chester Marcol
- 1973** — **RB John Brockington**, *CB Willie Buchanan, **LB Jim Carter**, **CB Ken Ellis**, *G Gale Gillingham
- 1974** — **CB Willie Buchanan**, **CB Ken Ellis**, G Gale Gillingham, **LB Ted Hendricks**, K Chester Marcol
- 1975** — **LB Fred Carr**, KR Steve Odum
- 1978** — **CB Willie Buchanan**, DE Ezra Johnson, **WR James Lofton**, **RB Terrell Middleton**
- 1980** — **WR James Lofton**
- 1981** — **WR James Lofton**
- 1982** — **TE Paul Coffman**, **WR John Jefferson**, **WR James Lofton**, **C Larry McCarren**
- 1983** — **TE Paul Coffman**, **WR James Lofton**, **C Larry McCarren**
- 1984** — **TE Paul Coffman**, **WR James Lofton**
- 1985** — **WR James Lofton**
- 1989** — **RB Brent Fullwood**, **LB Tim Harris**, *QB Don Majkowski, **WR Sterling Sharpe**
- 1990** — **WR Sterling Sharpe**
- 1992** — **S Chuck Cecil**, **QB Brett Favre**, **WR Sterling Sharpe**
- 1993** — **S LeRoy Butler**, **QB Brett Favre**, *WR Sterling Sharpe, **DE Reggie White**
- 1994** — **LB Bryce Paup**, *WR Sterling Sharpe, *DE Reggie White
- 1995** — **TE Mark Chmura**, **QB Brett Favre**, **DE Reggie White**
- 1996** — **S LeRoy Butler**, **QB Brett Favre**, TE Keith Jackson, **DE Reggie White**, C Frank Winters
- 1997** — **S LeRoy Butler**, **TE Mark Chmura**, ***QB Brett Favre**, **ST Travis Jernvey**, **RB Dorsey Levens**, ***DE Reggie White**
- 1998** — **S LeRoy Butler**, **TE Mark Chmura**, **WR Antonio Freeman**, **KR Roell Preston**, **DE Reggie White**
- 2000** — **S Darren Sharper**
- 2001** — ***QB Brett Favre**, **TE Bubba Franks**, **RB Ahman Green**
- 2002** — **WR Donald Driver**, ***QB Brett Favre**, **TE Bubba Franks**, ***RB Ahman Green**, **G Marco Rivera**, **S Darren Sharper**
- 2003** — ***QB Brett Favre**, C Mike Flanagan, **TE Bubba Franks**, **DE Kabeer Gbaj-Biamila**, **RB Ahman Green**, **G Marco Rivera**
- 2004** — **RB Ahman Green**, **FB William Henderson**, **G Marco Rivera**, **WR Javon Walker**
- 2006** — **WR Donald Driver**, **DE Aaron Kampman**
- 2007** — T Chad Clifton, **WR Donald Driver**, ***QB Brett Favre**, **CB Al Harris**, **DE Aaron Kampman**
- 2008** — **S Nick Collins**, **CB Al Harris**, ***CB Charles Woodson**
- 2009** — **S Nick Collins**, **LB Clay Matthews**, **QB Aaron Rodgers**, ***CB Charles Woodson**
- 2010** — T Chad Clifton, ***S Nick Collins**, ***WR Donald Driver**, ***LB A.J. Hawk**, ***WR Greg Jennings**, ***LB Clay Matthews**, ***CB Tramon Williams**, ***CB Charles Woodson**
- 2011** — **WR Greg Jennings**, ***FB John Kuhn**, **LB Clay Matthews**, **NT B.J. Raji**, **QB Aaron Rodgers**, **C Scott Wells**, **CB Charles Woodson**
- 2012** — ***LB Clay Matthews**, ***QB Aaron Rodgers**, **C Jeff Saturday**, **G Josh Sitton**
- 2013** — **RB Eddie Lacy**
- 2014** — **WR Randall Cobb**, **FB John Kuhn**, **LB Clay Matthews**, **WR Jordy Nelson**, ***QB Aaron Rodgers**, **CB Sam Shields**, **G Josh Sitton**
- 2015** — **FB John Kuhn**, **LB Clay Matthews**, ***QB Aaron Rodgers**, **LB Julius Peppers**, **G Josh Sitton**
- 2016** — T David Bakhtiari, S Ha Ha Clinton-Dix, *G T.J. Lang, ***QB Aaron Rodgers**
- 2017** — **WR Davante Adams**, **DT Mike Daniels**
- 2018** — **WR Davante Adams**, ***QB Aaron Rodgers**
- 2019** — **WR Davante Adams**, **T David Bakhtiari**, **DL Kenny Clark**, ***QB Aaron Rodgers**, **LB Za'Darius Smith**
- 2020*** — **WR Davante Adams**, **CB Jaire Alexander**, **T David Bakhtiari**, **G Elgton Jenkins**, **RB Aaron Jones**, **QB Aaron Rodgers**, **LB Za'Darius Smith**
- 2021** — ***WR Davante Adams**, ***DL Kenny Clark**, ***QB Aaron Rodgers**
- 2022** — **CB Jaire Alexander**, **G Elgton Jenkins**
- 2023** — **DL Kenny Clark**

* — selected, but did not play
 * — game canceled due to COVID-19

SELECTED AS STARTERS IN BOLD

OTHER PRO BOWL NOTES

- Years represent the season for which the player was selected, not the year the game was played. Other than in 1940 and 1942, the Pro Bowl has been played in January or February following the regular season. The first game was played following the 1938 season.
- The first five games pitted the NFL champion against the Pro All-Stars. Starting with the game that followed the 1950 season through the one played following the 2012 season, the game matched the stars of each conference. In the games that followed the 2013-15 seasons, the league changed to an unconfederated format in which players were assigned to teams through a draft and starters were selected by the Pro Bowl coaching staffs. The league returned to a traditional AFC vs. NFC format for the Pro Bowl following the 2016 season. In 2023, the Pro Bowl shifted to a Pro Bowl Games format, with events taking place over two days, leading up to 7-on-7 flag football games, rather than the traditional game, on Sunday.
- The game was not held from 1943-49.

PRO BOWL VOTING



- The NFL is the only pro sports league that combines all-star voting by fans, players and coaches.
- NFL players and coaches usually cast their Pro Bowl ballots in Week 15.
- Matt LaFleur and the communications department conduct voting, asking that (1) players not vote for their own teammates, and (2) offensive players and coaches vote for defensive players, and vice versa.
- The consensus ballots of fans, players and coaches each count one-third toward determining the 86-man Pro Bowl roster.
- Fan voting is used to break any tie.
- The NFL became the first professional league to offer online voting, in 1995.
- According to the current Collective Bargaining Agreement, each Pro Bowl player on the winning team earns \$88,000; each Pro Bowl player on the losing team earns \$44,000.

MONDAY NIGHT FOOTBALL

- On *Monday Night Football* for a **32nd consecutive season**, the Packers make one appearance in 2024.
- The Packers own the **NFL's longest appearance streak in the history of MNF** – 32 seasons (1993-2024). Prior to the current 32-year string, Green Bay **didn't appear for six straight years**, 1987-92.
- **Brett Favre** and **Robert Brooks** own the *MNF* record for longest pass completion, a 99-yard touchdown strike at Chicago on Sept. 11, 1995 (Packers franchise record, tied NFL record).
- The Packers are **37-34-1** in the regular season on *MNF*.

MONDAY NIGHT FOOTBALL (37-34-1)

ABC-TV, 1970-2005; ESPN, 2006-Present

Date	Result
10/12/70	W Packers 22, @ San Diego 20
11/09/70	L Baltimore Colts 13, Packers 10 (@ Milw.)
11/01/71	T Packers 14, Detroit 14 (@ Milw.)
11/22/71	L @ Atlanta 28, Packers 21
10/16/72	W Packers 24, @ Detroit 23
09/17/73	W Packers 23, N.Y. Jets 7 (@ Milw.)
11/26/73	L @ San Francisco 20, Packers 6
10/21/74	L @ Chicago Bears 10, Packers 9
09/29/75	L @ Denver 23, Packers 13
11/21/77	L @ Washington 10, Packers 9
10/01/79	W @ Packers 27, New England 14
09/20/82	W Packers 27, @ N.Y. Giants 19
09/26/83	L @ N.Y. Giants 27, Packers 3
10/17/83	W @ Packers 48, Washington 47
12/12/83	W Packers 12, @ Tampa Bay 9 (ot)
10/15/84	L @ Denver 17, Packers 14
10/21/85	L @ Chicago Bears 23, Packers 7
09/22/86	L Chicago Bears 25, @ Packers 12
11/08/93	L @ Kansas City 23, Packers 16
10/31/94	W Packers 33, @ Chicago Bears 6
09/11/95	W Packers 27, @ Chicago Bears 24
09/09/96	W @ Packers 39, Philadelphia 13
10/14/96	L @ Packers 23, San Francisco 20 (ot)
11/18/96	L @ Dallas Cowboys 21, Packers 6
09/01/97	W @ Packers 38, Chicago Bears 24
10/27/97	W Packers 28, @ New England 10
12/01/97	W Packers 27, @ Minnesota 11
10/05/98	L Minnesota 37, @ Packers 24
11/09/98	L @ Pittsburgh 27, Packers 20

Date	Result
12/07/98	L @ Tampa Bay 24, Packers 22
11/01/99	L Seattle 27, @ Packers 7
11/29/99	W Packers 20, @ San Francisco 3
12/20/99	L @ Minnesota 24, Packers 20
11/06/00	W @ Packers 26, Minnesota 20 (ot)
11/27/00	L @ Carolina 31, Packers 14
09/24/01	W @ Packers 37, Washington 10
12/03/01	W Packers 28, @ Jacksonville 21
10/07/02	L Packers 34, @ Chicago Bears 21 (Champaign)
11/04/02	W @ Packers 24, Miami 10
09/29/03	W Packers 38, @ Chicago Bears 23
11/10/03	L Philadelphia 17, @ Packers 14
12/22/03	W Packers 41, @ Oakland 7
09/13/04	W Packers 24, @ Carolina 14
10/11/04	L Tennessee Titans 48, @ Packers 27
11/29/04	W @ Packers 45, St. Louis Rams 17
10/03/05	L @ Carolina 32, Packers 29
11/21/05	L Minnesota 20, @ Packers 17
12/19/05	L @ Baltimore Ravens 48, Packers 3
10/02/06	L @ Philadelphia 31, Packers 9
11/27/06	L @ Seattle 34, Packers 24
10/29/07	W Packers 19, @ Denver 13 (ot)
09/08/08	W @ Packers 24, Minnesota 19
11/24/08	L @ New Orleans 51, Packers 29
12/22/08	L @ Chicago Bears 20, Packers 17 (ot)
10/05/09	L @ Minnesota 30, Packers 23
12/07/09	W @ Packers 27, Baltimore Ravens 14
09/27/10	L @ Chicago Bears 20, Packers 17
11/14/11	W @ Packers 45, Minnesota 7
09/24/12	L @ Seattle 14, Packers 12
11/04/13	L Chicago Bears 27, @ Packers 20
12/08/14	W @ Packers 43, Atlanta 37
09/28/15	W @ Packers 38, Kansas City 28
11/28/16	W Packers 27, @ Philadelphia 13
11/06/17	L Detroit 30, @ Packers 17
10/15/18	W @ Packers 33, San Francisco 30
10/14/19	W @ Packers 23, Detroit 22
12/23/19	W Packers 23, @ Minnesota 10
10/05/20	W @ Packers 30, Atlanta 16
09/20/21	W @ Packers 35, Detroit 17
12/19/22	W @ Packers 24, Los Angeles Rams 12
10/09/23	L @ Las Vegas 17, Packers 13
12/11/23	L @ N.Y. Giants 24, Packers 22

OTHER PRIME-TIME GAMES

- In all, eight national TV networks have aired a Packers game:

Network	First game	Opponent	Result
Dumont	10/24/53	@ Pittsburgh	L, 14-31
CBS	09/30/56	vs. Detroit	L, 16-20
NBC	12/26/60	@ Philadelphia	L, 13-17
ABC	10/12/70	@ San Diego	W, 22-20
ESPN	12/02/90	@ Minnesota	L, 7-23
TNT	10/17/91	vs. Chicago Bears	L, 0-10
FOX	09/04/94	vs. Minnesota	W, 16-10
NFL	12/21/06	vs. Minnesota	W, 9-7

- In Sunday night contests, Green Bay holds a 36-19 mark on the combined ESPN/TNT/NBC series.

SUNDAY NIGHT GAMES (36-19)

Date	Result
12/02/90	L @ Minnesota 23, Packers 7 (ESPN)
12/13/92	W Packers 16, @ Houston Oilers 14 (ESPN)
10/10/93	W @ Packers 30, Denver 27 (TNT)
12/12/93	W Packers 20, @ San Diego 13 (ESPN)
09/24/95	W Packers 24, @ Jacksonville 14 (TNT)
12/10/95	L @ Tampa Bay 13, Packers 10 (ot) (ESPN)
11/24/96	W Packers 24, @ St. Louis Rams 9 (ESPN)
11/02/97	W @ Packers 20, Detroit 10 (ESPN)
10/10/99	W @ Packers 26, Tampa Bay 23 (ESPN)
12/03/00	W Packers 28, @ Chicago Bears 6 (ESPN)
12/08/02	W @ Packers 26, Minnesota 22 (ESPN)
11/02/03	W Packers 30, @ Minnesota 27 (ESPN)
11/21/04	W Packers 16, @ Houston Texans 13 (ESPN)
12/11/05	W @ Packers 16, Detroit 13 (ot) (ESPN)
12/31/06	W Packers 26, @ Chicago Bears 7 (NBC)
10/07/07	L Chicago Bears 27, @ Packers 20 (NBC)
09/21/08	L Dallas Cowboys 27, @ Packers 16 (NBC)
09/13/09	W @ Packers 21, Chicago Bears 15 (NBC)
10/24/10	W @ Packers 28, Minnesota 24 (NBC)
11/07/10	L @ Packers 45, Dallas Cowboys 7 (NBC)
12/19/10	L @ New England 31, Packers 27 (NBC)
10/09/11	W Packers 25, @ Atlanta 14 (NBC)
12/25/11	W @ Packers 35, Chicago Bears 21 (NBC)
10/14/12	W Packers 42, @ Houston Texans 24 (NBC)
11/25/12	L @ New York Giants 38, Packers 10 (NBC)
12/09/12	L @ Packers 27, Detroit 20 (NBC)
10/27/13	W Packers 44, @ Minnesota 31 (NBC)
10/26/14	L @ New Orleans 44, Packers 23 (NBC)
11/09/14	W @ Packers 55, Chicago Bears 14 (NBC)
11/01/15	L @ Denver 29, Packers 10 (NBC)
01/03/16	L Minnesota 20, @ Packers 13 (NBC)

Date	Result
09/18/16	L @ Minnesota 17, Packers 14 (NBC)
10/09/16	W @ Packers 23, New York Giants 16 (NBC)
11/20/16	L @ Washington 42, Packers 24 (NBC)
01/01/17	W Packers 31, @ Detroit 24 (NBC)
09/17/17	L @ Atlanta 34, Packers 23 (NBC)
11/26/17	L @ Pittsburgh 31, Packers 28 (NBC)
09/09/18	W @ Packers 24, Chicago Bears 23 (NBC)
11/04/18	L @ New England 31, Packers 17 (NBC)
11/25/18	L @ Minnesota 24, Packers 17 (NBC)
10/27/19	W Packers 31, @ Kansas City 24 (NBC)
11/24/19	L @ San Francisco 37, Packers 8 (NBC)
09/27/20	W Packers 37, @ New Orleans 30 (NBC)
11/29/20	W @ Packers 41, Chicago Bears 25 (NBC)
12/27/20	W @ Packers 40, Tennessee Titans 14 (NBC)
09/26/21	W Packers 30, @ San Francisco 28 (NBC)
12/12/21	W @ Packers 45, Chicago Bears 30 (NBC)
01/02/22	W @ Packers 37, Minnesota 10 (NBC)
09/18/22	W @ Packers 27, Chicago Bears 10 (NBC)
10/30/22	L @ Buffalo 27, Packers 17 (NBC)
11/27/22	L @ Philadelphia 40, Packers 33 (NBC)
01/08/23	L Detroit 20, @ Packers 16 (NBC)
12/03/23	W @ Packers 27, Kansas City 19 (NBC)
12/31/23	W Packers 33, @ Minnesota 10 (NBC)

THURSDAY NIGHT GAMES (10-9)

Date	Result
10/17/91	L Chicago Bears 10, @ Packers 0 (TNT)
10/20/94	L @ Minnesota 13, Packers 10 (ot) (TNT)
10/15/98	L @ Detroit 27, Packers 20 (ESPN)
12/21/06	W @ Packers 9, Minnesota 7 (NFLN)
11/29/07	L @ Dallas Cowboys 37, Packers 27 (NFLN)
09/08/11	W @ Packers 42, New Orleans 34 (NBC)
09/13/12	W @ Packers 23, Chicago Bears 10 (NFLN)
09/04/14	L @ Seattle 26, Packers 16 (NBC)
10/02/14	W @ Packers 42, Minnesota 10 (CBS)
12/03/15	W Packers 27, @ Detroit 23 (CBS/NFLN)
10/20/16	W @ Packers 26, Chicago Bears 10 (CBS/NFLN)
09/28/17	W @ Packers 35, Chicago Bears 14 (CBS/NFLN)
11/15/18	L @ Seattle 27, Packers 24 (FOX/NFLN)
09/05/19	W Packers 10, @ Chicago Bears 3 (NBC)
09/26/19	L Philadelphia 34, @ Packers 27 (FOX/NFLN)
11/05/20	W Packers 34, @ San Francisco 17 (FOX/NFLN)
10/28/21	W Packers 24, @ Arizona 21 (FOX/NFLN)
11/17/22	L Tennessee Titans 27, @ Packers 17 (FOX/Amazon)
09/28/23	L Detroit 34, @ Packers 20 (Amazon)

THANKSGIVING (15-20-2)

Date	Opponent	W/L	Score	Date	Opponent	W/L	Score
N25, 1920	Stambaugh Miners	W	14-0 (NL)	N28, 1957	@ Detroit Lions	L	18-6
N30, 1922	Duluth Kelleys	W	10-0 (NL)	N27, 1958	@ Detroit Lions	L	24-14
N29, 1923	Hammond Pros	W	19-0	N26, 1959	@ Detroit Lions	W	24-17
N27, 1924	@ Kansas City Blues	W	17-6	N24, 1960	@ Detroit Lions	L	23-10
N26, 1925	@ Pottsville Maroons	L	31-0	N23, 1961	@ Detroit Lions	W	17-9
N25, 1926	@ Frankford Yellow Jackets	L	20-14	N22, 1962	@ Detroit Lions	L	26-14
N24, 1927	@ Frankford Yellow Jackets	W	17-9	N28, 1963	@ Detroit Lions	T	13-13
N29, 1928	@ Frankford Yellow Jackets	L	2-0	N26, 1970	@ Dallas Cowboys	L	16-3
N28, 1929	@ Frankford Yellow Jackets	T	0-0	N22, 1984	@ Detroit Lions	L	31-28
N27, 1930	@ Frankford Yellow Jackets	W	25-7	N27, 1986	@ Detroit Lions	W	44-40
N26, 1931	@ Providence Steam Roller	W	38-7	N24, 1994	@ Dallas Cowboys	L	42-31
N24, 1932	@ Brooklyn Dodgers	W	7-0	N22, 2001	@ Detroit Lions	W	29-27
N30, 1933	@ Staten Island Stapletons	W	21-0 (NL)	N27, 2003	@ Detroit Lions	L	22-14
N29, 1934	@ Chicago Cardinals	L	6-0	N22, 2007	@ Detroit Lions	W	37-26
N28, 1935	@ Chicago Cardinals	L	9-7	N26, 2009	@ Detroit Lions	W	34-12
N22, 1951	@ Detroit Lions	L	52-35	N24, 2011	@ Detroit Lions	W	27-15
N27, 1952	@ Detroit Lions	L	48-24	N28, 2013	@ Detroit Lions	L	40-10
N26, 1953	@ Detroit Lions	L	34-15	N26, 2015	Chicago Bears	L	17-13
N25, 1954	@ Detroit Lions	L	28-24	N23, 2023	@ Detroit Lions	W	29-22
N24, 1955	@ Detroit Lions	L	24-10	<i>NL—Non-league game, not reflected in Thanksgiving W-L record</i>			
N22, 1956	@ Detroit Lions	W	24-20				

GREEN BAY'S 47 OVERTIME GAMES

- Green Bay continues to own the NFL record for most overtime games played in one season – five, in 1983.
- Green Bay has played 47 OT games (18-16-6 regular season, 2-5 playoffs).
- The franchise's first overtime game came in the 1965 Western Conference playoff, a historic 13-10 victory over the Colts.
- The NFL adopted the overtime rule for league games after the 1973 season.
- In addition to the regular season and postseason, the Packers have played six overtime games in the preseason (1-4-1).

REGULAR SEASON

- Nov. 26, 1978—Green Bay 10, Minnesota 20**, at Green Bay. Packers win toss. Both teams have four possessions.
- Sept. 23, 1979—Minnesota 27, Green Bay 21**, at Minnesota. Vikings win toss. Kramer throws 50-yard touchdown pass to Rashad at 3:18.
- Sept. 7, 1980—Green Bay 12, Chicago Bears 6**, at Green Bay. Bears win toss. Parsons punts and Nixon returns 16 yards. Five plays later, Marcol returns own blocked field goal attempt 24 yards for touchdown at 6:00.
- Oct. 12, 1980—Green Bay 14, Tampa Bay 14**, at Tampa Bay. Packers win toss. Teams trade punts twice. Lee returns second Tampa Bay punt to Green Bay 42. Dickey completes three passes to Buccaneers' 18, where Birney's 36-yard field goal attempt is wide right as time expires.
- Dec. 19, 1982—Baltimore Colts 20, Green Bay 20**, at Baltimore. Packers win toss. K. Anderson intercepts Dickey's first-down pass attempt. Miller's 44-yard field goal attempt blocked by G.Lewis. Teams trade punts before Stenerud's 47-yard field goal attempt is wide right. Teams trade punts again before time expires.
- Sept. 4, 1983—Green Bay 41, Houston Oilers 38**, at Houston. Packers win toss. Packers score on only OT possession, an 11-play, 59-yard march. Stenerud kicks 42-yard field goal at 5:55.
- Oct. 23, 1983—Minnesota 20, Green Bay 17**, at Green Bay. Packers win toss. Scribner's punt downed on Vikings' 42. Ricardo kicks 32-yard field goal eight plays later at 5:05.
- Nov. 20, 1983—Detroit 23, Green Bay 20**, at Milwaukee. Packers win toss. Scribner punts and Jenkins returns 14 yards to Green Bay 45. Murray's 33-yard field goal attempt is wide left. Whitehurst's pass intercepted by Watkins and returned to Green Bay 27. Murray kicks 37-yard field goal four plays later at 8:30.
- Nov. 27, 1983—Atlanta 47, Green Bay 41**, at Atlanta. Packers win toss. K. Johnson returns interception 31 yards for touchdown at 2:13.
- Dec. 12, 1983—Green Bay 12, Tampa Bay 9**, at Tampa Bay. Packers win toss. Packers convert game's only OT series (11 plays, 65 yards) on Stenerud's 23-yard field goal at 4:07.
- Sept. 30, 1984—Tampa Bay 30, Green Bay 27**, at Tampa Bay. Packers win toss. Scribner punts 44 yards to Tampa Bay 2. Epps returns Garcia's punt 3 yards to Green Bay 27. Scribner's punt downed on Buccaneers' 33. Anri kicks 46-yard field goal 11 plays later at 10:32.
- Sept. 20, 1987—Green Bay 17, Denver 17**, at Milwaukee. Packers win toss. Del Greco's 47-yard field goal attempt is short. Teams trade punts. Elway intercepted by Noble, who returns 10 yards to Green Bay 34. Davis fumbles on next play and Smith recovers. Two plays later, Karlis' 40-yard field goal attempt is wide left. Time expires two plays later.
- Oct. 11, 1987—Detroit 19, Green Bay 16**, at Green Bay. Lions win toss. Prindle's 42-yard field goal attempt is wide left. Packers punt downed on Detroit 17. Prindle kicks 31-yard field goal 16 plays later at 12:26.
- Oct. 18, 1987—Green Bay 16, Philadelphia 10**, at Green Bay. Packers win toss. Hargrove scores on 7-yard run, capping game's only OT possession (10 plays) at 5:04.
- Oct. 29, 1989—Green Bay 23, Detroit 20**, at Milwaukee. Lions win toss. On first play, Murphy intercepts Peete and returns it 3 yards to Lions' 26. Jacke's 38-yard field goal seals the win at 2:14.
- Nov. 3, 1991—New York Jets 19, Green Bay 16**, at New York. Packers win toss. Green Bay drives to New York 24 where Jacke's 42-yard field goal attempt is wide right. Aguiar's punt is fumbled and recovered by New York at Packers' 23. Leahy kicks 37-yard field goal at 9:40.
- Sept. 6, 1992—Minnesota 23, Green Bay 20**, at Green Bay. Vikings win toss. After Minnesota punt, Packers take over at Green Bay 33. Majkowski is intercepted by Glenn at Vikings' 48. Teams trade punts. Packers punt a second time in overtime session with Vikings taking over at their 42. On second play, Allen runs 45 yards up middle to Packers' 11. One play later, Reveiz kicks 26-yard field goal at 10:20.
- Oct. 20, 1994—Minnesota 13, Green Bay 10**, at Minnesota. Vikings win toss. Minnesota drives 62 yards in eight plays; Reveiz kicks 27-yard field goal with 4:26 elapsed.
- Dec. 10, 1995—Tampa Bay 13, Green Bay 10**, at Tampa Bay. Buccaneers win toss. Tampa Bay drives 48 yards in seven plays; Husted kicks 47-yard field goal 3:46 into extra period.
- Oct. 14, 1996—Green Bay 23, San Francisco 20**, at Green Bay. 49ers win toss. After San Francisco fails to pick up first down, Packers take over at own 44. Green Bay covers only 21 yards in six plays to reach 49ers' 35. Jacke sends his 53-yard kick – the longest field goal to win an overtime game in NFL history – squarely down the middle at 3:41.
- Nov. 6, 2000—Green Bay 26, Minnesota 20**, at Green Bay. Packers win toss. After Schroeder's 22-yard reception gets Green Bay across midfield, Freeman makes miraculous catch while flat on his back at Vikings' 15, gets up and runs past stunned Minnesota defenders for 43-yard score with 3:39 elapsed, capping an 82-yard, seven-play drive.
- Dec. 24, 2000—Green Bay 17, Tampa Bay 14**, at Green Bay. Packers win toss. Rossum returns kickoff 29 yards to 38. Aided by Parker's 35 yards on five carries, Green Bay drives 58 yards to Buccaneers' 4. Longwell kicks 22-yard field goal with 6:31 elapsed.
- Sept. 8, 2002—Green Bay 37, Atlanta 34**, at Green Bay. Packers win toss. Roughing-the-kicker penalty keeps Packers' first possession alive, but drive stalls at Atlanta 39. Green Bay holds Falcons to three-and-out, then marches 44 yards in seven plays (six carries and one 18-yard pass from Favre to Walker). Longwell kicks 34-yard field goal with 9:45 elapsed.
- Oct. 12, 2003—Kansas City 40, Green Bay 34**, at Green Bay. Chiefs win toss. Kansas City drives 41 yards to Green Bay 30, where Hunt blocks Anderson's 48-yard field-goal attempt. On next play, Ahman Green blasts into Kansas City territory but fumbles, recovered by Kansas City at Chiefs' 49. Then, on ensuing play, Trent Green hits streaking Kennison for 51-yard touchdown up right sideline with 8:50 left on the clock.
- Dec. 11, 2005—Green Bay 16, Detroit 13**, at Green Bay. Packers win toss. Favre orchestrates 10-play, 56-yard drive, the only possession of the extra period. Packers enter Detroit territory after 15-yard unnecessary-roughness call. Longwell nails 28-yard FG with 9:47 left on the clock.
- Oct. 29, 2007—Green Bay 19, Denver 13**, at Denver. Packers win toss. On first snap, Favre heaves pass off play-action deep down left sideline to Jennings, who has a step on Bly. Jennings catches pass in stride and strolls into end zone untouched for game-winning, 82-yard TD with just 16 seconds elapsed in extra period.

Nov. 2, 2008—Tennessee Titans 19, Green Bay 16, at Tennessee. Titans win toss. On the only possession of overtime, Tennessee drives 55 yards on 10 plays to set up Bironas, who missed 47-yard attempt at end of regulation. This one, from 41 yards out, is good with 9:36 left on clock.

Dec. 22, 2008—Chicago Bears 20, Green Bay 17, at Chicago. Bears win toss. In frigid conditions, Chicago scores on the only possession of extra frame after a seven-play, 47-yard drive. Long completions to Olsen and Forté set up Gould's 38-yard field goal at 3:32.

Oct. 10, 2010—Washington 16, Green Bay 13, at Washington. Packers win toss. Washington takes over at Green Bay 39-yard line following an interception on Packers' second possession of extra period. Benefiting from two defensive penalties on six-play drive, Redskins make it to Packers' 15, where Gano hits 33-yard field goal for win.

Oct. 17, 2010—Miami 23, Green Bay 20, at Green Bay. Dolphins win toss. Packers force overtime in consecutive weeks for first time since 1987 with 1-yard Rodgers TD run with :16 remaining in regulation. Miami assumes possession with good field position at own 48-yard line on their second series of OT. Five runs and one pass move ball to Green Bay 26, where Carpenter converts 44-yard field goal.

Nov. 24, 2013—Green Bay 26, Minnesota 26, at Green Bay. Packers win toss. After three long completions by Flynn and two runs by Lacy, Packers set up Crosby's 20-yard field goal in overtime. Peterson and Gerhart wear Packers defense down in overtime but settle for Walsh's 35-yard field goal. Marks first tie game for the Packers since 1987 and second tie ever between Packers and Vikings.

Sept. 24, 2017—Green Bay 27, Cincinnati 24, at Green Bay. Bengals win toss. On third-and-10 from Packers' 21, Rodgers takes advantage of free play and finds Allison for 72-yard pass, setting up 27-yard field goal from Crosby with 6:26 left in overtime.

Dec. 3, 2017—Green Bay 26, Tampa Bay 20, at Green Bay. Packers win toss. On only possession of overtime, Hundley leads drive that goes 72 yards on eight plays, ending with Jones' 20-yard scoring run on his only carry of game at 6:08.

Dec. 10, 2017—Green Bay 27, Cleveland 21, at Cleveland. Browns win toss. Packers force overtime in consecutive weeks for first time since 2010 with 1-yard pass to Adams from Hundley with :17 left in regulation after two-touchdown deficit in fourth quarter. Jones intercepts Kizer pass on third down to give Green Bay the ball at Cleveland 42. Adams scores on 25-yard pass from Hundley at 5:12 as Green Bay sets single-season team record with third overtime victory of the season.

Sept. 16, 2018—Green Bay 29, Minnesota 29, at Green Bay. Vikings win toss. Carlson's 49-yard field goal attempt is wide right. Teams trade punts. Vikings take over at 20 and drive 63 yards. Carlson is wide right from 35 yards as time expires.

Dec. 23, 2018—Green Bay 44, New York Jets 38, at New York. Packers win toss. On the only possession of overtime, Rodgers leads 75-yard drive on eight plays, finishing with 16-yard touchdown pass to Adams with 6:23 left in overtime.

Nov. 22, 2020—Indianapolis 34, Green Bay 31, at Indianapolis. Packers win toss. On second-and-2 from Green Bay 30, Valdes-Scantling's short pass from Rodgers is stripped by Blackmon. Colts take over at Packers' 29. Four plays later, Blankenship kicks 39-yard field goal with 7:15 left in overtime.

Oct. 10, 2021—Green Bay 25, Cincinnati 22, at Cincinnati. Bengals win toss. After each kicker misses a game-winning field goal in overtime, Rodgers leads drive from Packers' 39. Facing third-and-16, Rodgers hits Cobb for 16 yards to set up fourth-and-inches at Bengals' 32. Crosby drills 50-yard field goal after two-minute warning.

Oct. 2, 2022—Green Bay 27, New England 24, at Green Bay. Packers win toss. Both teams trade punts. A 12-play, 77-yard drive on which Dillon carried six times for 25 yards drains the final 6:47. Crosby drills 31-yard field goal for the win.

Nov. 13, 2022—Green Bay 31, Dallas 28, at Green Bay. Cowboys win toss. Prescott throws incompleton on fourth-and-3 at Packers' 35. Jones runs 9 yards on two plays. On third-and-1, Rodgers connects with Lazard on slant route for 36 yards to Dallas 20. Cowboys called for facemask penalty on Jones' 5-yard run, setting up first-and-goal at Dallas 7. Rodgers kneels at 10 to set up Crosby's 28-yard game-winning field goal.

POSTSEASON

Dec. 26, 1965—Green Bay 13, Baltimore Colts 10, at Green Bay. Packers win toss. Moore returns kickoff to Packers' 22. Chandler punts and Haymond returns 9 yards to Colts' 41. Gilburg punts and Wood makes fair catch at Packers' 21. Chandler punts and Haymond returns 1 yard to Colts' 41. Michaels misses 47-yard field goal. Bratkowski, in relief of Starr (injured on game's first play from scrimmage), orchestrates 10-play, 62-yard drive, including 18-yard passes to Anderson and Dale, to penetrate Colts' 20. Chandler's towering kick is good from 25 yards at 13:39. Packers in following week win first of three straight NFL championships (1965-67). Chandler's controversial first field goal, sending contest into OT, sails high above right upright. NFL raises goalposts following season.

Jan. 4, 2004—Green Bay 33, Seattle 27, at Green Bay. Seahawks win toss. Morris returns kickoff to 33. On third play, Hawthorne recovers Bannister fumble at Seattle 43, but Holmgren's replay challenge reverses call. Seahawks hold Packers to three-and-out, then drive to midfield. Then, with Green Bay on an all-out blitz, Harris steps in front of quick Hasselbeck pass to left and returns interception 52 yards for touchdown. Packers win first NFL postseason overtime game decided by defensive touchdown.

Jan. 11, 2004—Philadelphia 20, Green Bay 17, at Philadelphia. Eagles win toss. Thrash returns kickoff to 28. Packers hold Eagles to three-and-out on first possession. On first Green Bay snap, in the face of heavy Philadelphia blitz, Favre and intended receiver Walker miscommunicate on deep pass, and Dawkins returns interception 35 yards to Packers' 34. Six plays later, Akers kicks 31-yard field goal. Packers become second team in NFL history to play consecutive overtime playoff games (1986 Cleveland Browns).

Jan. 20, 2010—New York Giants 23, Green Bay 20, at Green Bay. Packers win toss. Robinson returns kickoff to 26. On second-and-8, Favre's pass for Driver intercepted by Webster and returned 9 yards to Green Bay 34-yard line. After two Bradshaw carries gain 5 yards, Manning throws incomplete on third down. Tynes, who missed field goal tries of 43 and 36 yards late in fourth quarter, hits 47-yard field goal with 2:35 elapsed.

Jan. 10, 2010—Arizona 51, Green Bay 45, at Arizona. Packers win toss. On third-and-6 from Green Bay 24, Rodgers is sacked and stripped by Adams. Ball is knocked loose, deflecting off Rodgers' foot and into arms of Dansby, who returns fumble 17 yards for touchdown with 1:18 elapsed.

Jan. 18, 2015—Seattle 28, Green Bay 22, at Seattle. Seahawks win toss. Seattle drives for 3:19 and goes 87 yards in six plays. On final play, Wilson hits Kearse on deep pass down the middle for 30-yard touchdown to win game.

Jan. 16, 2016—Arizona 26, Green Bay 20, at Arizona. Cardinals win toss. Fitzgerald is uncovered, catches Palmer's short pass and goes 75 yards to Green Bay 5-yard line. On third play, he takes shovel pass and scores winning touchdown with 1:05 elapsed.

ALL-TIME PRESEASON/NON-LEAGUE RESULTS

1921 (4-0-0)			
	GB	Opp	Attend
S 25 Chicago Boosters	13	0	3,500
O 2 Rockford Maroons	49	0	
O 9 Chicago Cornell-Hamburgs	40	0	
O 16 Beloit Fairies	7	0	5,000
1922 (0-1-0)			
S 24 @ Duluth Kelleys	2	6	
1923 (1-0-0)			
S 23 Hibbing Miners	10	0	2,670
1924 (2-0-0)			
S 14 Ironwood Legionnaires	15	0	
S 21 Chicago Bears	5	0	4,000
1925 (1-0-0)			
S 13 Iron Mountain All-Stars	48	6	4,000
1926 (1-0-0)			
S 12 Iron Mountain All-Stars	79	0	3,000
1927 (1-0-0)			
S 11 Milwaukee Eagles	34	0	

1928 (1-0-0)			
	GB	Opp	Attend
S 16 Minneapolis Marines	19	0	5,000
1929 (1-0-0)			
S 15 Portsmouth Spartans	14	0	5,000
1930 (1-0-0)			
S 14 Oshkosh All-Stars	46	0	
1932 (1-0-0)			
S 11 Grand Rapids Maroons	45	0	3,000
1934 (1-0-0)			
S 9 Fort Atkinson Blackhaws (GB)	28	7	4,000
1935 (4-0-0)			
A 31 @ Merrill Fromm Foxes	33	0	1,500
S 2 @ Chippewa Falls Marines	22	0	6,000
S 4 @ Stevens Point	40	0	1,500
S 8 La Crosse Old Style Lagers (GB)	49	0	2,500
1936 (1-0-0)			
S 5 Wis. Cardinals of Madison (GB)	62	0	2,000
1937 (0-1-0)			
S 1 College All-Stars (@ Chicago)	0	6	84,560

ALL-TIME PRESEASON/NON-LEAGUE RESULTS

(Continued from previous page)

1938 (1-0-0)			
	GB	Opp	Attend
S 5 Cedar Rapids (Iowa) Crush (@ Ironwood, Mich.).....	75	0	5,000

1939 (2-0-1)			
	GB	Opp	Attend
A 25 Pittsburgh Pirates (GB) (Gm. 1).....	7	7	9,416
A 25 Pittsburgh Pirates (GB) (Gm. 2).....	17	0	9,416
S 4 Southwest College All-Stars (@ Dallas).....	31	20	

1940 (2-0-0)			
	GB	Opp	Attend
A 29 College All-Stars (@ Chicago).....	45	28	84,567
S 2 Washington (Milw).....	28	20	14,796

1941 (1-0-1)			
	GB	Opp	Attend
A 23 N.Y. Giants (GB).....	17	17	10,800
S 7 Philadelphia (Milw).....	28	21	10,000

1942 (2-1-0)			
	GB	Opp	Attend
A 30 @ Brooklyn Dodgers.....	21	16	9,874
S 7 Washington (@ Baltimore).....	7	28	55,000
S 13 Western Army All-Stars (Milw).....	36	21	20,000

1943 (2-0-0)			
	GB	Opp	Attend
S 5 Washington (@ Baltimore).....	23	21	45,000
S 11 Phil-Pitt Seagles (@ Pittsburgh).....	28	10	19,369

1944 (1-1-0)			
	GB	Opp	Attend
S 4 Washington (@ Baltimore).....	7	20	40,000
S 7 Sampson Naval Training Center (@ Sampson, N.Y.).....	25	14	10,000
S 10 Boston Yanks (@ Buffalo).....	28	0	17,372

1945 (2-2-0)			
	GB	Opp	Attend
A 30 College All-Stars (@ Chicago).....	19	7	92,753
S 13 @ Philadelphia.....	21	28	90,218
S 19 Pittsburgh (@ Hershey, Pa.).....	38	12	14,521
S 23 @ Washington.....	7	21	27,125

1946 (0-3-0)			
	GB	Opp	Attend
S 6 Philadelphia (Milw).....	6	7	25,000
S 10 Washington (@ Denver).....	31	35	21,000
S 20 @ N.Y. Giants.....	21	35	50,000

1947 (3-1-0)			
	GB	Opp	Attend
A 23 N.Y. Giants (GB).....	17	14	15,000
A 29 @ Pittsburgh.....	17	24	31,507
S 14 Boston Yanks (Milw).....	14	10	17,895
S 21 Washington (@ Baltimore).....	31	21	18,186

1948 (3-0-0)			
	GB	Opp	Attend
A 29 N.Y. Giants (@ Minneapolis).....	7	0	15,000
S 5 Pittsburgh (GB).....	9	7	13,900
S 11 Wash. (@ Birmingham, Ala.).....	43	0	27,000

1949 (2-3-0)			
	GB	Opp	Attend
A 20 Philadelphia (GB).....	0	35	18,785
A 24 N.Y. Giants (@ Syracuse, N.Y.).....	14	7	20,000
A 28 @ Pittsburgh.....	3	9	13,578
S 11 N.Y. Bulldogs (@ Rock Island, Ill.).....	7	3	
S 18 Washington (Milw).....	24	35	12,873

1950 (3-1-0)			
	GB	Opp	Attend
A 12 Cleveland Browns (@ Toledo, Ohio).....	7	38	10,000
A 16 Chicago Cardinals (GB).....	17	14	20,136
A 29 N.Y. Giants (@ Boston).....	10	0	12,053
S 10 Baltimore Colts (Milw).....	16	14	17,191

1951 (2-3-0)			
	GB	Opp	Attend
A 25 Chicago Cardinals (GB).....	17	14	16,168
S 9 Philadelphia (Milw).....	10	14	19,282
S 12 San Francisco (@ Minneapolis).....	0	20	19,021
S 16 Pittsburgh (@ Buffalo).....	6	35	13,458
S 23 Washington (@ Alexandria, Va.).....	14	7	6,000

1952 (2-4-0)			
	GB	Opp	Attend
A 16 N.Y. Giants (Milw).....	0	7	22,000
A 23 Cleveland Browns (GB).....	14	21	22,215
A 29 Pittsburgh (@ Latrobe, Pa.).....	6	7	10,000
S 7 @ Chicago Cardinals.....	7	38	15,497
S 14 Washington (@ Kansas City).....	13	7	6,500
S 17 Pittsburgh (@ Minneapolis).....	23	10	21,000

1953 (1-4-0)			
	GB	Opp	Attend
A 22 N.Y. Giants (@ Minneapolis).....	31	7	20,560
A 29 Chi. Cardinals (@ Spokane, Wash.).....	7	13	17,000
S 5 Washington (GB).....	6	13	16,425
S 12 Pittsburgh (Milw).....	23	26	16,859
S 19 @ Cleveland Browns.....	13	21	22,336

1954 (2-4-0)			
	GB	Opp	Attend
A 14 Chicago Cardinals (@ Minneapolis).....	10	27	21,000
A 21 Cleveland Browns (GB).....	13	14	15,747
A 28 @ Pittsburgh.....	36	14	14,012
S 4 Philadelphia (@ Hershey, Pa.).....	13	24	6,134
S 11 Washington (@ Raleigh, N.C.).....	31	3	16,000
S 18 N.Y. Giants (Milw).....	27	38	17,000

1955 (2-4-0)			
	GB	Opp	Attend
A 13 N.Y. Giants (@ Spokane, Wash.).....	31	24	15,000
A 20 Cleveland Browns (@ Akron, Ohio).....	7	13	22,000
A 27 Pittsburgh (GB).....	14	16	16,912
S 3 Philadelphia (@ Charleston, W.V.).....	14	24	12,500
S 10 Washington (@ Winston-Salem, N.C.).....	31	33	13,000
S 17 Chicago Cardinals (Milw).....	37	28	18,000

1956 (4-1-0)			
	GB	Opp	Attend
A 18 Philadelphia (Milw).....	27	6	12,138
A 25 N.Y. Giants (GB).....	17	13	16,448
S 1 @ Cleveland Browns.....	21	20	15,456
S 8 Washington (@ Winston-Salem, N.C.).....	10	17	13,500
S 15 Chicago Cardinals (@ St. Louis).....	29	21	31,454

1957 (5-0-1)			
	GB	Opp	Attend
A 16 Chicago Cardinals (@ Miami).....	24	16	20,820
A 24 Chicago Cardinals (@ Austin, Texas).....	17	14	20,000
A 28 Philadelphia (Milw).....	16	13	17,101
S 7 N.Y. Giants (@ Boston).....	13	10	23,000
S 14 Washington (@ Winston-Salem, N.C.).....	20	17	15,000
S 21 Pittsburgh (@ Minneapolis).....	10	10	17,226

1958 (2-3-0)			
	GB	Opp	Attend
A 20 Pittsburgh (Milw).....	0	3	17,294
S 1 Philadelphia (GB).....	20	17	17,857
S 6 N.Y. Giants (@ Boston).....	41	20	27,013
S 13 Washington (@ Winston-Salem, N.C.).....	14	23	12,000
S 20 Chicago Cardinals (@ Minneapolis).....	24	31	18,520

1959 (4-2-0)			
	GB	Opp	Attend
A 15 Chicago Bears (Milw).....	16	19	28,286
A 23 @ San Francisco.....	24	17	18,916
A 29 Philadelphia (@ Portland, Ore.).....	45	28	25,456
S 5 N.Y. Giants (@ Bangor, Maine).....	0	14	20,000
S 12 Washington (@ Winston-Salem, N.C.).....	20	13	15,000
S 20 Pittsburgh (@ Minneapolis).....	13	10	18,081

1960 (6-0-0)			
	GB	Opp	Attend
A 13 Pittsburgh (@ New Orleans).....	20	13	17,400
A 22 N.Y. Giants (@ Jersey City, N.J.).....	16	7	26,500
A 27 Chicago Bears (Milw).....	35	7	35,118
S 5 St. Louis Cardinals (GB).....	35	14	20,668
S 11 Dallas Cowboys (@ Minneapolis).....	28	23	20,151
S 17 Washington (@ Winston-Salem, N.C.).....	41	7	8,000

1961 (5-0-0)			
	GB	Opp	Attend
A 11 @ Dallas Cowboys.....	30	7	30,000
A 18 @ St. Louis Cardinals.....	31	10	31,056
A 26 Chicago Bears (Milw).....	24	14	42,560
S 4 N.Y. Giants (GB).....	20	17	33,452
S 9 Washington (@ Columbus, Ga.).....	31	24	18,000

1962 (6-0-0)			
	GB	Opp	Attend
A 3 College All-Stars (@ Chicago).....	42	20	65,000
A 10 @ Dallas Cowboys.....	31	7	54,500
A 18 St. Louis Cardinals (@ Jacksonville).....	41	14	18,250
A 25 Chicago Bears (Milw).....	35	21	44,326
S 3 N.Y. Giants (GB).....	20	17	38,669
S 8 Washington (@ Columbus, Ga.).....	20	14	16,000

1963 (5-1-0)			
	GB	Opp	Attend
A 2 College All-Stars (@ Chicago).....	17	20	65,000
A 10 Pittsburgh (@ Miami).....	27	7	26,500
A 17 @ Dallas Cowboys.....	31	10	53,121
A 24 Chicago Bears (Milw).....	26	7	44,592
S 2 N.Y. Giants (GB).....	24	17	42,327
S 7 Washington (@ Cedar Rapids, Iowa).....	28	17	13,500

1964 (3-2-0)			
	GB	Opp	Attend
A 8 St. Louis Cardinals (@ New Orleans).....	7	20	63,000
A 15 N.Y. Giants (GB).....	34	10	42,327
A 22 Chicago Bears (Milw).....	21	7	46,920
A 29 @ Dallas Cowboys.....	35	3	60,057
S 5 @ Cleveland Browns.....	17	20	83,736

1965 (4-1-0)			
	GB	Opp	Attend
A 14 N.Y. Giants (GB).....	44	7	50,837
A 21 Chicago Bears (Milw).....	31	14	47,066
A 28 @ Dallas Cowboys.....	12	21	67,954
S 4 @ Cleveland Browns.....	30	14	83,118
S 11 St. Louis Cardinals (GB).....	31	13	50,858

1966 (3-2-0)			
	GB	Opp	Attend
A 5 College All-Stars (@ Chicago).....	38	0	72,000
A 12 Chicago Bears (Milw).....	10	13	47,034
A 20 @ Dallas Cowboys.....	3	21	75,504
A 27 Pittsburgh (GB).....	7	6	50,861
S 3 N.Y. Giants (Milw).....	37	10	47,102

1967 (6-0-0)			
	GB	Opp	Attend
A 4 College All-Stars (@ Chicago).....	21	0	70,934
A 12 Pittsburgh (GB).....	37	20	50,861
A 18 @ Chicago Bears (Milw).....	18	0	47,126
A 28 @ Dallas Cowboys.....	30	3	78,087
S 2 @ Cleveland Browns.....	20	21	84,236
S 9 N.Y. Giants (GB).....	31	14	50,861

PRESEASON/NON-LEAGUE RESULTS
COMMUNITY
ADMIN. & COACHES
VETERANS
DRAFT & FREE AGENTS
2023 REVIEW
PRESEASON ALL-TIME
LAMBEAU FIELD
MISC.

1968 (4-2-0)			
	GB	Opp	Attend
A 2	College All-Stars (@ Chicago)	34	17 69,917
A 10	N.Y. Giants (GB)	14	15 50,861
A 19	Chicago Bears (Milw)	7	10 47,127
A 24	@ Dallas Cowboys	31	27 72,014
A 31	Pittsburgh (Milw)	21	17 47,265
S 7	@ Cleveland Browns	31	9 84,918

1969 (4-2-0)			
A 9	N.Y. Giants (GB)	22	21 50,861
A 16	Chicago Bears (Milw)	9	19 47,014
A 23	@ Dallas Cowboys	13	31 73,764
A 30	@ Cleveland Browns	27	17 85,532
S 6	Pittsburgh (GB)	31	19 50,861
S 13	Atlanta (@ Canton, Ohio)	38	24 17,411

1970 (3-0-3)			
A 8	N.Y. Giants (GB)	31	31 56,263
A 15	Chicago Bears (Milw)	6	6 47,298
A 22	@ Dallas Cowboys	35	34 72,389
A 30	@ Oakland	37	7 53,395
S 5	Cincinnati (Milw)	10	10 47,411
S 12	Buffalo (GB)	34	0 56,161

1971 (2-4-0)			
A 7	Chicago Bears (Milw)	0	2 47,248
A 14	Pittsburgh (GB)	13	16 56,263
A 21	Miami (Milw)	10	7 47,286
A 28	Oakland (GB)	13	17 56,263
S 4	@ Cincinnati	24	27 55,477
S 10	@ Buffalo	20	14 37,301

1972 (4-2-0)			
A 5	Cincinnati (GB)	24	14 56,263
A 12	@ Miami	14	13 75,332
A 19	@ Houston Oilers	3	20 46,460
A 27	Chicago Bears (Milw)	10	7 47,222
S 2	St. Louis Cardinals (GB)	10	31 56,263
S 9	Kansas City (Milw)	20	0 47,281

1973 (3-2-1)			
A 4	Chicago Bears (Milw)	13	13 47,222
A 11	Buffalo (GB)	10	3 56,267
A 18	Houston Oilers (Milw)	33	14 47,302
A 26	@ Kansas City	21	16 75,231
S 1	Pittsburgh (GB)	22	30 56,267
S 8	@ Cincinnati	10	13 55,863

1974 (4-2-0)			
A 2	@ Buffalo	16	13 30,119
A 10	St. Louis Cardinals (Milw)	13	0 43,000
A 17	Chicago Bears (GB)	20	10 53,106
A 24	Denver (GB)	21	31 56,267
A 30	@ Miami	10	21 54,666
S 6	Cincinnati (Milw)	26	24 46,605

1975 (2-4-0)			
A 9	Buffalo (GB)	23	6 56,267
A 16	Chicago Bears (Milw)	13	9 52,051
A 23	@ Cincinnati	10	27 49,752
A 30	New England (Milw)	(ot)	17 20 51,769
S 6	@ Kansas City	3	31 35,543
S 13	San Francisco (GB)	3	24 56,267

1976 (2-4-0)			
J 31	Cincinnati (GB)	17	23 50,245
A 7	Tampa Bay (Milw)	10	6 53,421
A 15	@ New England	16	14 28,448
A 20	@ Buffalo	0	37 33,706
A 28	N.Y. Giants (GB)	16	20 56,267
S 3	Atlanta (Milw)	7	26 54,989

1977 (2-4-0)			
A 6	Cincinnati (GB)	23	20 51,178
A 13	New England (Milw)	3	38 53,244
A 20	@ Tampa Bay	7	10 49,045
A 27	Washington (Milw)	9	13 55,021
S 3	Cleveland Browns (GB)	14	19 53,180
S 10	Philadelphia (GB)	24	16 32,217

1978 (1-3-0)			
A 5	Kansas City (GB)	14	17 54,453
A 11	@ Washington	12	20 30,881
A 19	St. Louis Cardinals (GB)	23	17 50,423
A 26	Cincinnati (Milw)	14	17 54,927

1979 (3-1-0)			
A 4	Kansas City (GB)	14	10 53,994
A 11	@ Cincinnati	5	20 44,284
A 18	Buffalo (GB)	7	6 54,857
A 25	Atlanta (Milw)	45	35 55,416

1980 (0-4-1)			
A 2	*San Diego (@ Canton, Ohio)	0	0 19,972
A 9	@ Dallas Cowboys	14	17 54,876
A 16	Baltimore Colts (Milw)	3	17 49,223
A 23	@ Buffalo	0	14 24,086
A 30	Denver (GB)	0	38 53,060

1981 (3-1-0)			
A 8	@ Dallas Cowboys	21	17 55,087
A 15	Oakland (Milw)	34	14 54,710
A 22	@ Denver	7	17 72,450
A 29	Cleveland Browns (GB)	35	18 56,191

1982 (2-2-0)			
A 14	N.Y. Jets (GB)	21	19 53,531
A 20	Cincinnati (Milw)	41	27 52,636
A 29	@ L.A. Raiders	3	24 40,906
S 4	@ New England	27	41 39,888

1983 (1-3-0)			
A 6	Cleveland Browns (GB)	20	21 39,202
A 12	@ Seattle	21	38 54,443
A 20	Philadelphia (GB)	14	27 48,867
A 27	@ St. Louis Cardinals	39	27 33,041

1984 (2-2-0)			
A 4	@ Dallas Cowboys	17	31 43,371
A 11	Chicago Bears (Milw)	17	10 48,253
A 18	@ L.A. Rams	24	27 41,185
A 25	Indianapolis (GB)	34	17 54,979

1985 (1-3-0)			
A 10	@ Dallas Cowboys	3	27 41,847
A 17	@ N.Y. Giants	2	10 35,798
A 24	Atlanta (Milw)	28	24 49,703
A 31	N.Y. Jets (GB)	20	30 56,753

1986 (1-3-0)			
A 9	N.Y. Jets (@ Madison, Wis.)	38	14 73,959
A 16	N.Y. Giants (Milw)	14	22 41,774
A 23	@ Cincinnati	12	34 44,261
A 30	New England (GB)	9	16 50,642

1987 (0-4-0)			
A 15	Denver (@ Phoenix)	14	20 67,500
A 22	Washington (@ Madison, Wis.)	0	33 64,768
A 29	Cincinnati (GB)	20	28 44,515
S 5	Cleveland Browns (Milw).....(ot)	24	30 37,707

1988 (1-2-1)			
A 6	N.Y. Giants (GB)	3	34 41,455
A 13	@ Indianapolis	21	25 53,720
A 19	Kansas City (Milw)	(ot)	21 21 32,361
A 27	N.Y. Jets (@ Madison, Wis.)	27	24 42,098

1989 (3-1-0)			
A 12	N.Y. Jets (Milw)	28	27 22,931
A 19	Indianapolis (GB)	23	24 30,218
A 26	Buffalo (@ Madison, Wis.)	27	24 30,432
S 1	@ New England	16	0 26,549

1990 (1-3-0)			
A 11	Cleveland Browns (GB)	10	25 52,625
A 18	New Orleans (@ Madison, Wis.)	27	13 47,848
A 25	Atlanta (Milw)	14	17 51,609
A 31	@ Kansas City	14	27 42,806

1991 (2-2-0)			
A 3	New England (GB)	28	7 52,852
A 10	@ New Orleans	20	31 55,730
A 17	Buffalo (@ Madison, Wis.)	35	24 51,077
A 24	Cincinnati (Milw)	(ot)	16 19 52,390

1992 (1-3-0)			
A 8	Kansas City (GB)	21	13 54,322
A 16	N.Y. Jets (@ Madison, Wis.)	7	24 41,517
A 22	@ L.A. Rams	(ot)	13 16 41,252
A 29	New England (Milw)	10	24 47,152

1993 (1-4-0)			
J 31	L.A. Raiders (@ Canton, Ohio)	3	19 23,863
A 7	Kansas City (Milw)	21	29 51,655
A 14	New Orleans (@ Madison, Wis.)	17	26 59,523
A 20	@ New England	17	21 24,909
A 27	Indianapolis (GB)	41	10 56,811

1994 (3-1-0)			
A 6	L.A. Rams (@ Madison, Wis.)	14	6 52,149
A 13	Miami (Milw)	24	31 52,759
A 19	@ New Orleans	13	10 54,714
A 26	New England (GB)	24	20 57,722

1995 (3-1-0)			
A 5	New Orleans (@ Madison, Wis.)	27	17 49,071
A 13	@ Pittsburgh	36	13 49,025
A 19	Indianapolis	17	20 55,624
A 25	Washington	35	23 58,824

*—1980 Hall of Fame Game called with 5:29 left (severe lightning)

1996 (3-1-0)

		GB	Opp	Attend
A 2	New England.....	24	7	57,918
A 11	Pittsburgh.....	24	17	59,284
A 17	@ Baltimore Ravens.....	17	15	62,025
A 24	@ Indianapolis.....	6	30	49,081

1997 (5-0-0)

J 26	Miami.....	20	0	59,089
J 31	New England.....	7	3	60,778
A 8	@ Oakland.....	37	24	42,956
A 16	Buffalo (@ Toronto).....	35	3	53,896
A 22	N.Y. Giants (@ Madison, Wis.).....	22	17	76,704

1998 (2-3-0)

A 2	Kansas City (@ Tokyo, Japan) (ot).....	27	24	42,018
A 8	New Orleans.....	31	7	60,080
A 16	Oakland.....	21	27	60,078
A 24	@ Denver.....	31	34	73,183
A 28	@ Miami.....	7	21	61,915

1999 (4-0-0)

A 14	N.Y. Jets.....	27	16	59,815
A 23	Denver (@ Madison, Wis.).....	27	12	78,184
A 28	@ New Orleans.....	38	17	53,074
S 2	Miami.....	25	17	59,810

2000 (2-2-0)

A 4	N.Y. Jets.....	37	24	59,585
A 13	@ Denver.....	20	26	75,367
A 21	@ Miami.....	14	17	60,287
A 26	Cleveland Browns.....	34	33	59,687

2001 (2-2-0)

A 11	@ Cleveland Browns.....	3	10	71,218
A 20	Denver.....	22	7	59,177
A 25	Miami.....	17	12	59,547
A 31	@ Oakland.....	13	24	38,783

2002 (3-1-0)

A 10	@ Philadelphia.....	13	20	58,546
A 17	@ Arizona.....	29	21	35,716
A 26	Cleveland Browns.....	27	20	62,668
A 30	Tennessee Titans.....	21	20	62,485

2003 (2-3-0)

A 4	^Kansas City (@ Canton, Ohio).....	0	9	22,385
A 9	@ Atlanta.....	27	21	68,818
A 15	@ Cleveland Browns.....	38	31	70,348
A 23	Carolina.....	7	20	69,831
A 28	Tennessee Titans.....	3	27	69,126

2004 (1-3-0)

A 16	Seattle.....	3	21	69,718
A 21	New Orleans.....	19	14	69,666
A 27	@ Jacksonville.....	7	9	50,846
S 3	@ Tennessee Titans.....	7	27	68,809

2005 (2-2-0)

A 11	San Diego.....	10	7	69,611
A 20	@ Buffalo.....	7	27	71,323
A 26	New England.....	3	27	69,501
S 1	@ Tennessee Titans.....	21	17	69,010

2006 (1-3-0)

A 12	@ San Diego.....	3	17	57,777
A 19	Atlanta.....	38	10	69,845
A 28	@ Cincinnati.....	17	48	65,614
S 1	Tennessee Titans.....	21	35	69,132

2007 (2-2-0)

A 11	@ Pittsburgh.....	13	9	57,151
A 18	Seattle.....	48	13	69,761
A 23	Jacksonville.....	13	21	69,268
A 30	@ Tennessee Titans.....	14	30	69,143

2008 (1-3-0)

A 11	Cincinnati.....	17	20	69,675
A 16	@ San Francisco.....	6	34	67,230
A 22	@ Denver.....	27	24	74,213
A 28	Tennessee Titans.....	21	23	69,744

2009 (3-1-0)

A 15	Cleveland Browns.....	17	0	69,091
A 22	Buffalo.....	31	21	68,908
A 28	@ Arizona.....	44	37	61,753
S 3	@ Tennessee Titans.....	13	27	69,143

2010 (2-2-0)

		GB	Opp	Attend
A 14	Cleveland Browns.....	24	27	68,958
A 21	@ Seattle.....	27	24	65,586
A 26	Indianapolis.....	59	24	65,285
S 2	@ Kansas City.....	13	17	63,843

2011 (3-1-0)

A 13	@ Cleveland Browns.....	17	27	57,077
A 19	Arizona.....	28	20	67,688
A 26	@ Indianapolis.....	24	21	65,285
S 1	Kansas City.....	20	19	67,555

2012 (2-2-0)

A 9	@ San Diego.....	13	21	55,527
A 16	Cleveland Browns.....	10	35	68,201
A 23	@ Cincinnati.....	27	13	52,584
A 30	Kansas City.....	24	3	67,999

2013 (1-3-0)

A 9	Arizona.....	0	17	73,738
A 17	@ St. Louis Rams.....	19	7	53,375
A 23	Seattle.....	10	17	74,030
A 29	@ Kansas City.....	8	30	65,003

2014 (3-1-0)

A 9	@ Tennessee Titans.....	16	20	69,143
A 16	@ St. Louis Rams.....	21	7	55,072
A 22	Oakland.....	31	21	73,907
A 28	Kansas City.....	34	14	74,059

2015 (2-2-0)

A 13	@ New England.....	22	11	68,756
A 23	@ Pittsburgh.....	19	24	44,517
A 29	Philadelphia.....	26	39	74,440
S 3	New Orleans.....	38	10	73,863

2016 (3-1-0)

A 7	^^Indianapolis (@ Canton, Ohio).....	--	--	--
A 12	Cleveland Browns.....	17	11	74,261
A 18	Oakland.....	20	12	74,089
A 26	@ San Francisco.....	21	10	70,178
S 1	@ Kansas City.....	7	17	70,155

2017 (3-1-0)

A 10	Philadelphia.....	24	9	74,330
A 19	@ Washington.....	21	17	55,239
A 26	@ Denver.....	17	20	76,438
A 31	Los Angeles Rams.....	24	10	74,102

2018 (2-2-0)

A 9	Tennessee Titans.....	31	17	74,098
A 16	Pittsburgh.....	51	34	74,434
A 24	@ Oakland.....	6	13	52,832
A 30	@ Kansas City.....	21	33	63,588

2019 (2-2-0)

A 8	Houston Texans.....	28	26	73,928
A 15	@ Baltimore Ravens.....	13	26	69,822
A 22	Oakland (@ Winnipeg).....	21	22	21,992
A 29	Kansas City.....	27	20	73,803

2020 (0-0-0)

A 15	Arizona.....	canceled due to COVID-19		
A 22	Cleveland Browns.....	canceled due to COVID-19		
A 29	@ N.Y. Giants.....	canceled due to COVID-19		
S 3	@ Kansas City.....	canceled due to COVID-19		

2021 (0-3-0)

A 14	Houston Texans.....	7	26	72,348
A 21	N.Y. Jets.....	14	23	73,628
A 28	@ Buffalo Bills.....	0	19	68,412

2022 (1-2-0)

A 12	@ San Francisco.....	21	28	58,861
A 19	New Orleans.....	20	10	71,754
A 25	@ Kansas City.....	10	17	70,316

2023 (2-1-0)

A 11	@ Cincinnati.....	36	19	64,243
A 19	New England.....	17	21	71,650
A 26	Seattle.....	19	15	72,105

^—2003 Hall of Fame Game called with 5:49 left in third quarter

(severe rain, lightning)

^^—2016 Hall of Fame Game canceled due to field conditions

BIRTH OF A TEAM, AND A LEGEND

The Green Bay Packers, arguably the most storied franchise in the National Football League, were organized on Aug. 11, 1919, in the dingy second-floor editorial rooms of the old Green Bay Press-Gazette building, located on Cherry Street in downtown Green Bay.

Never imagining what might become of the semipro football team being formed that day, nobody documented who was there or how many were on hand. There had been no announcement of the meeting beforehand, and the *Press-Gazette* provided no details about it the day after.

Whether a full complement of players attended or if it was simply a small gathering of the team's prime movers was never made clear. Nor was it spelled out if much of the preliminary work had been completed beforehand or if the meeting itself triggered a rapid-fire chain of events.

Whatever the case, the *Press-Gazette* in its Aug. 13 edition revealed that the Indian Packing Co. would sponsor the team and referred to it for the first time as the "Packers." The paper said home games would be played at Hagemeister Park; listed 38 prospective candidates for the team, mostly former standouts at Green Bay East and West high schools; and noted full uniforms would be provided to up to 20 players.

"It will be the strongest aggregation of pigskin chasers that has ever been gathered together in this city," the *Press-Gazette* proclaimed.

A second meeting was held at the *Press-Gazette* on Aug. 14, three days after the initial one, and nearly 25 players were in attendance. Curly Lambeau was elected captain of the team, and George Whitney Calhoun was named manager.

Lambeau was a former star at East High School and played on Coach Knute Rockne's first team at the University of Notre Dame in 1918. Back home after dropping out of school in December, Lambeau was working for Indian Packing at the time. Calhoun, great-grandson of Daniel Whitney, founder of the city of Green Bay, was city editor at the *Press-Gazette*.

The story handed down for decades was that the impetus for the initial meeting was a chance encounter at a downtown street corner between Lambeau and Calhoun. In his 1985 book about the history of the Packers, longtime executive committee member and onetime Calhoun colleague John Torinus changed the setting to a conversation over a glass of beer.

Whether it's mostly urban legend or if there's a true story in there somewhere will remain a mystery for the ages. Too much time has passed. But Lambeau and Calhoun have long been regarded as the Packers' co-founders and there's little or no evidence to dispute that.

The first season, the Packers won 10 games and lost one against opponents representing mostly nearby towns in northeastern Wisconsin and Michigan's Upper Peninsula.

The team conducted most of its practices that first year on a field next to the Indian Packing plant at the end of Morrow Street, but it played its eight home games at Hagemeister Park on an open field with no fence or bleachers. Calhoun "passed a hat," as did others, to collect spare change and help cover expenses.

The Packers again played an independent schedule against mostly



Calhoun



Lambeau

neighboring towns the next year and again dominated the competition, finishing 9-1-1.

Better yet, their financial outlook improved considerably.

C.M. "Neil" Murphy, a local typewriter salesman, was named business manager in July, and he organized a committee to build a fence around the Hagemeister playing field so the Packers could charge admission.

Thanks to the support of Indian Packing, the local Association of Commerce, local contractor Ludolf Hansen and fans who provided volunteer labor, construction of the fence began in late August and was completed before the first game in late September.

By mid-October, two large sections of bleachers were erected so fans would no longer have to stand along the sidelines to follow the action.

JOINING THE NFL

On Aug. 27, 1921, the year-old American Professional Football Association awarded a franchise to the Acme Packers of Green Bay during a league meeting in Chicago. The Acme Packing Co., based in Chicago, had purchased Indian Packing eight months earlier. Less than a year later, the APFA would change its name to the National Football League.

Green Bay was now in the big leagues – sort of.

Most of the APFA's 21 members that second year were located in small hotbeds of football rather than big cities – places like Canton, Ohio, Hammond, Ind., and Rock Island, Ill.

Then again, compared to Green Bay, maybe those were big cities.

Green Bay was the smallest city in the league when it joined in 1921 other than Tonawanda, N.Y., which played one game on the road and folded. And except for a brief period in the mid- to late 1920s, Green Bay has remained the smallest city ever since.

Green Bay's population was 31,017, based on the 1920 U.S. Census. Not only was it the smallest city in the league, it was smaller than six other cities in Wisconsin,

including Superior and Oshkosh.

No doubt to those who lived through it and also through the lens of history, it's almost incomprehensible that the Packers survived. Their 2018 season was their 100th, but until they were nudging toward 50 they were perpetually on their deathbed.

EVENTS THAT LED TO THE PACKERS' BIRTH

- **1895:** Football comes to Green Bay with the organization of the first citywide team.
- **1905:** Green Bay East plays Green Bay West for the first time, launching a high-school rivalry that would reach 100 games in 2005.
- **1916:** Curly Lambeau leads East High to a 7-6 victory over West before an estimated crowd of 5,000 at Hagemeister Park. More than anything, the over-the-top intensity of the rivalry between East and West is what fuels interest in football in Green Bay.
- **1917:** George Whitney Calhoun joins the *Green Bay Press-Gazette* staff as telegraph editor.
- **1918:** Lambeau enrolls at Notre Dame and starts as a freshman on Coach Knute Rockne's first team. But Lambeau drops out of school in December and returns to Green Bay, where he takes a job with the Indian Packing Co.
- **1919:** In April, Val Schneider, the *Press-Gazette's* sports columnist, writes that with soldiers returning home from war, the outlook is good for Green Bay to field a top-notch football team in the fall. Schneider would write in at least three more columns before Aug. 11 that excitement was building for the revival of semipro football in Green Bay.

MEN WHO INFLUENCED THE PACKERS' INFANCY

- **Earl "Curly" Lambeau:** Co-founder, first team captain, first star. Played from 1919-29 and was head coach through the 1949 season. Took control of the franchise in early 1922 and convinced other owners to allow Green Bay back into the league after it had been expelled for violating a league rule.
- **George Whitney Calhoun:** Co-founder and the team's first manager in 1919. Set the schedule and passed the hat at home games that year. Also served as manager of the 1918 city team. Wrote about the Packers for the *Green Bay Press-Gazette*, where he worked for more than 40 years, at the same time he was serving the team in various capacities. He was secretary of the Packers into the 1940s, publicity director until 1947 and a member of the board of directors until his death in 1963.
- **Frank Peck:** President of Indian Packing Co. in 1919 and 1920, when it sponsored the Packers. Credited with giving Lambeau \$500 to buy uniforms and get the team started.
- **C.M. "Neil" Murphy:** Business manager of the Packers in 1920. Led the effort to build a fence around Hagemeister Park so the Packers could charge admission and make money.
- **John & J. Emmett Clair:** Brothers who ran Acme Packing Co. and the Packers in 1921, the team's first year in the NFL. J. Emmett represented Green Bay at the league meeting when it was granted a franchise in August 1921.
- **Andrew B. Turnbull:** Business manager and one of the owners of the *Press-Gazette* when he took a lead role in creating the Green Bay Football Corp. and rallying local businessmen to buy stock in the team in 1923. Served as the Packers' first president from September 1923 to June 1928.



1919



1921

Take their first league season, for example.

The Packers pulled off a major coup when they signed lineman Howard "Cub" Buck, a veteran of the famous Canton Bulldogs. They won their inaugural league game against the Minneapolis Marines on Oct. 23, 1921. They were able to book games with the formidable Chicago Staleys (Bears) and Chicago Cardinals. And they finished with a winning record, 3-2-1.

But then scandal nearly doomed all that they had accomplished. On Dec. 4, 1921, in a non-league game against Racine billed as a battle for the state championship, the Packers used three Notre Dame players, with college eligibility remaining, under assumed names – and got caught. Less than two months later, Green Bay was booted from the league, albeit not for long.

Thanks to Lambeau's persistence and the impression Green Bay had made on other club owners during its first season, the Packers were reinstated at the next meeting in June.

Before their first league season was more than a week old, the Packers had cut ties with the debt-ridden Acme Packing Co., and were run for the rest of that season by J. Emmett Clair and his brother, John M. Clair, who had been an officer with Acme. In 1922, Lambeau and Calhoun headed a small group that organized the private Green Bay Football Club and took control of the franchise.

Plagued by limited resources and terrible weather, the new owners barely survived their first season.

A game against Columbus in early November was played in a driving rain and resulted in a loss of \$1,500 when the total rainfall for the day fell three one-hundredths of an inch short of the amount needed for the Packers to collect on their rain insurance. On Thanksgiving, a 12-hour rainfall ruined what was supposed to be Booster Day, contributing to a sparse crowd for a non-league game against Duluth and another financial disaster.

Club officials nearly canceled the game, but they were persuaded to play by Andrew Turnbull, one of the owners of the *Press-Gazette*.

Nearly 25 years later in a three-part series, Calhoun wrote that Nov. 30, 1922, "marked a turning point in the history of the Packers." He said Turnbull promised that if club officials went ahead and played their game that day, he would get Green Bay's business community to rally behind the team once the season ended.

True to his word, Turnbull led the effort to create the nonprofit Green Bay Football Corporation before the start of the next season. The Packers were now a community-owned team. Their investors were their fans.

THE IRON MAN ERA

With an improved financial outlook, Lambeau was in position to expand his recruiting efforts and bolster his roster. Over the course of the 1921 and 1922 seasons, the Packers underwent a transformation where they replaced most of their local talent with players from big-time colleges or other pro teams.

As a result, they were highly competitive on the field from the beginning and, in turn, able to establish a firm foothold within the league. In 1927, when the NFL decided to cut its franchises almost in half and eliminate many of its smaller cities, Green Bay survived.

Then, before the 1929 season, it hit the jackpot.

The Packers signed three players off other NFL teams – halfback Johnny Blood, and linemen Cal Hubbard and Mike Michalske – who would lead them to three straight NFL championships and later be inducted into the Pro Football Hall of Fame.

To this day, the 1929-31 and 1965-67 Packers are the only teams to have won three straight NFL titles. The 1929-31 Packers did it when the championship was determined by league standings. The 1965-67 Packers did it under the league playoff system, which was implemented in 1933.

THE HUTSON PERIOD

While the Packers were in the process of winning the 1931 championship, they also were blindsided by what could have been a catastrophic event. In their second game, against the Brooklyn Dodgers, a local fan, Willard J. Bent, injured his back when a section of bleachers at City Stadium collapsed, and he fell nearly 10 feet to the ground.

Bent sued the Packers and was awarded roughly \$5,000 following a trial in February 1933. With the country in a deep depression, the Packers' insurance company went into bankruptcy before the claim could be adjusted, and the Green Bay Football Corp. went into receivership while it appealed the case in court.

Somehow the Packers survived the proceedings long enough to be saved, once again, by two seminal events.

The first was the creation of a new corporation, The Green Bay Packers, Inc., in January 1935 following a second stock sale. That corporation remains in existence today, although "The" was removed from the name in 1997.

The other was the signing of Don Hutson less than a month later. According to lore, Hutson actually signed two contracts, one with the Packers and the other with the NFL's Brooklyn Dodgers, but was awarded to the Packers by league president Joe Carr. Carr supposedly



Hutson

settled the dispute based on the times postmarked on the packages containing the contracts mailed by the two clubs.

In his second game as a pro, Hutson caught an 83-yard touchdown pass from Arnie Herber that gave the Packers a 7-0 victory over the Chicago Bears. When he retired 11 years later, Hutson owned 19 NFL records and had revolutionized what was then the position of offensive end.

With money in the bank and Hutson shredding defenses like no other player in the game, the Packers would win three more NFL titles under Lambeau: in 1936, 1939 and 1944.

But when Hutson retired following the 1945 season, hard times followed. The Packers became perennial losers for the first time, and they encountered one financial crisis after another.

The war between the NFL and the newly formed All-America Football Conference left them financially strapped and unable to sign their No. 1 draft picks in 1946 and 1947.

By Thanksgiving Day 1949, the Packers had to play an intra-quad game to raise enough money to finish the season. They drew 15,000 fans to City Stadium despite cold, blustery weather and raised approximately \$50,000, enough to pay the freight for their final three road games.

Meanwhile, the Packers also were losing money on their training quarters at Rockwood Lodge, located along the bay about 15 miles northeast of Green Bay, and Lambeau was immersed in a power struggle with several members of the board of directors.

Fortuitously for the Packers, the well-insured Rockwood was destroyed by fire on Jan. 24, 1950. The other problems came to a head when Lambeau resigned a week later, ending his 31-year association with the franchise, to become head coach of the Chicago Cardinals.

RONZANI REGIME

Within a week after Lambeau's departure, the Packers hired Gene Ronzani, a former player and assistant coach with the Bears, to succeed him. Then, before the end of April, the Packers launched a third stock drive.

The stock sale would raise more than \$100,000 and put the franchise back on firmer footing. On the field, the losing prevailed and with two games remaining in the 1953 season, Ronzani was forced to resign.

SOLID FOOTBALL, SHAKY FINANCES, 1919-35

- The Packers enjoy a successful first season, winning 10 of 11 games, but the lack of an enclosed playing field prevents them from charging admission. The old minor league baseball park at Hagemeister had been torn down in late spring 1918. Thus, the Packers play their eight home games in 1919 on an open field with no fence or bleachers.
- All goes well on the field in the Packers' first season in what is now the NFL, but the *Green Bay Press-Gazette* reports a year later that the Clair brothers, who ran the team and the Acme Packing plant in Green Bay, lost \$3,800 over the course of the 1921 season.
- On Dec. 4, 1921, the Packers play Racine in a non-league game and pay three players from the University of Notre Dame to play under assumed names. The Packers get caught and get kicked out of the league in January 1922. Owners vote Green Bay back into the league six months later, but all teams are now required to post a \$1,000 guarantee against using college players. A jury sum for Curly Lambeau's group to pay now that they no longer have a packing plant sponsoring them.
- A driving rain limits attendance to about 1,500 for a game on Nov. 5, 1922, against the Columbus Panhandles – the *Press-Gazette* reports a team needs to draw close to 3,000 just to break even – and leaves the Packers \$3,400 in debt six games into their NFL schedule. The Packers have rain insurance, but total rainfall falls three one-hundredths of an inch short of the amount needed to collect. That said, their 3-0 victory is huge. The Columbus owner is league president Joe Carr, and the Panhandles, in existence since 1907, are one of the most established teams in pro football.
- Fans organize Booster Day for Nov. 30, 1922, and it ends with a victory over Duluth in a non-league game at Hagemeister Park. But the game is another financial disaster due to another rainstorm. The crowd falls short of 1,500.
- While little Green Bay is emerging as a strong contender on the field, the 22-team NFL is working to eliminate franchises located in smaller cities as it looks forward to the 1927 season. With that in mind, the league's franchise guarantee is bumped from \$1,500 to \$2,500. Members of the Packers board and local businessmen meet at the *Green Bay Press-Gazette* and support club president Andrew Turnbull's pitch to come up with the money to keep Green Bay in the league.
- A local fan pays \$1 for a ticket to the Packers' game against Brooklyn on Sept. 20, 1931, injures his back when a set of bleachers collapses at City Stadium, and sues. In February 1933, a jury awards Willard J. Bent roughly \$5,000 in damages, and the Packers' insurance company is bankrupt and can't pay. The Packers have won three straight NFL titles from 1929-31, but the Green Bay Football Corp. is forced into receivership in August 1933 to protect its assets.

BLACKBURN TAKES OVER

The Packers hired Verne Lewellen, a local attorney and one of the stars of their 1929-31 championship teams, as general manager, and plucked Lisle Blackburn from Marquette University to become their head coach as part of a reshuffling of the organization in the winter of 1954.

The Packers compiled a disappointing 17-31 record during Blackburn's four years as coach, but they also secured their future during that period by building a new, football-only stadium and drafting what would be the nucleus of future championship teams.

On April 3, 1956, voters approved a referendum to fund construction of the stadium. It was dedicated on Sept. 29, 1957, and officially named Green Bay City Stadium. It was renamed Lambeau Field in 1965.



Vainisi

On Blackburn's watch, the Packers also drafted Forrest Gregg, Bart Starr, Paul Hornung, Jim Taylor and Ray Nitschke, all future Pro Football Hall of Famers.

Despite his shortcomings as a coach, Blackburn had a keen eye for talent – Vince Lombardi would hire him as a scout – and an able, young personnel director in Jack Vainisi, who had been hired by Ronzani and would play a part in luring Lombardi to Green Bay.

McLEAN MOVES UP

After Blackburn was fired following a 3-9 finish in 1957, likeable Ray "Scooter" McLean, backfield coach of the Packers since 1951, was hired as his replacement.

McLean lasted one season. He submitted his resignation under fire on Dec. 17, 1958, following a 1-10-1 finish, the worst in Packers history.

THE LOMBARDI ERA

The Packers' search for McLean's replacement lasted more than a month. Lambeau moved back to Green Bay and applied for the general manager post. Forest Evashevski, a highly successful coach at the University of Iowa, was brought to Green Bay for an interview, but declined the job. Other candidates were considered, as well.

Finally, at 3 p.m. on Jan. 28, 1959, Packers president Dominic Olejniczak announced that Vince Lombardi had accepted a five-year deal to become the team's coach and general manager. Six days later, Lombardi was officially introduced at a press conference at Green Bay's



Olejniczak

Hotel Northland where he declared, "I want it understood that I'm in complete command."

Although Lombardi had been backfield coach of the New York Giants for eight years, he was relatively unknown in a sports world much different than today's. Television was still in its infancy, pro football was largely viewed as a second-rate sport and few, if any, assistant coaches were household names.

As a result, a popular question in Green Bay at the time was: "Who the hell is Vince Lombardi?"

It didn't take long for people to find out.

In his first season, Lombardi went 7-5 and was named NFL Coach of the Year. In 1960, the Packers captured the Western Conference, only to lose to Philadelphia in the title game. That would be the last time Lombardi's Packers lost an NFL Championship Game.

They won five world titles in 1961, '62, '65, '66 and '67, including Super Bowls I and II. Over nine years, they compiled a glittering 98-30-4 record (.766) and won nine of 10 postseason games.

The Packers would be recognized as the Team of the '60s and as one of the great dynasties in NFL history. Lombardi would be glorified as one of the game's greatest coaches and be posthumously honored by having the Super Bowl trophy named after him.

BENGTSON PERIOD

Following the third consecutive title in 1967, Lombardi turned over the head-coaching duties to Phil Bengtson and one year later announced that he was leaving Green Bay to become coach/GM of the Washington Redskins. Bengtson coached the Packers from 1968-70, compiling a 20-21-1 record. He resigned in December 1970.

THE DEVINE DAYS

Dan Devine, one of the nation's most successful college coaches, succeeded Bengtson as head coach and general manager in January 1971. After settling for a 4-8-2 record during his first year, Devine and the Packers appeared on the road to new heights when 1972 produced a 10-4 record and the team's first Central Division title since 1967. But the Packers' Super Bowl hopes dissolved in the second half of 1973 and they slipped to 5-7-2. They continued their regression in 1974, going 6-8, and Devine resigned.

THE STARR TREK

Winner of a record five NFL championships as a starting quarterback, Bart Starr was the overwhelming choice of Packers fans to succeed Devine, and the executive committee complied by awarding him a three-year contract as head coach and general manager, Dec. 24, 1974. Starr asked for "the prayers and patience of Packer fans everywhere ...

We will earn everything else."

Starr had only one season of experience as a coach – he was Devine's quarterbacks coach in 1972 – and things didn't turn out as he and Packers fans had hoped. He was handcuffed by a disastrous trade for aging quarterback John Hadl, which was agreed to by Devine just before the trade deadline of his final season. Having given up five prime draft picks in the Hadl deal, the Packers finished 4-10, 5-9 and 4-10 again in Starr's first three seasons. They raised hope with an 8-7-1 finish in 1978, but then couldn't get over the hump.



Over five more seasons, the Packers enjoyed only one winning record, a 5-3-1 finish in the strike-shortened 1982 season. Green Bay made the playoffs that year and beat the St. Louis Cardinals in a home playoff game, but when the Packers went 8-8 in 1983, Starr was fired the day following a disappointing 23-21 loss at Soldier Field to the rival Chicago Bears.

THE GREGG ERA

The Packers replaced Starr with another beloved player from the Lombardi era. On Dec. 24, 1983, Forrest Gregg, a former Starr teammate and one of the premier offensive tackles in football history, became the Packers' ninth head coach. Gregg had led Cincinnati into Super Bowl XVI following the 1981 season and his 19-6 record over the 1981-82 seasons was the best in pro football.



He started out with back-to-back 8-8 seasons as he tried to mold the roster in his own tough-guy image, but he went 4-12 and 5-9-1 in his final two years and resigned (Jan. 15, 1988) to become head coach at his alma mater, Southern Methodist University.

INFANTE SIGNS ON

On Feb. 3, 1988, after interviewing a host of candidates and having his preferred choice, Michigan State coach George Perles, accept the job and then back out, Executive Vice President of Football Operations Tom Braatz hired Lindy Infante as Gregg's successor. Infante, who had been the Cleveland Browns' offensive coordinator, was considered a shrewd play-caller, but except for a 10-6 finish in 1989, his teams largely struggled on offense and he was fired after four seasons.

By then, Braatz also had been fired and replaced by Ron Wolf, who was given the title of general manager and complete control over the Packers' football operation. Wolf was hired on Nov. 27, 1991. Braatz had been hired prior to Gregg's final season as coach in a power-sharing arrangement and was fired one week before Wolf was hired.

The front-office overhaul was executed by Bob Harlan, who had been named president of the Packers prior to the 1989 season after serving the team for 18 years in several administrative roles. Harlan had joined the Packers when Devine was coach and general manager and had witnessed each coaching hire in the years since finish with a worse record than his predecessor.

In the 24 seasons since Lombardi had stepped down as coach, the Packers had finished with a winning record five times and qualified for the playoffs only twice. Harlan was determined to put an end to the drought.

Wolf began the process on Dec. 22, 1991, by firing Infante.

THE HOLMGREN ERA

Wolf named Mike Holmgren, offensive architect of San Francisco's four-time Super Bowl champions, to succeed Infante, Jan. 11, 1992. Holmgren, sought by five other clubs, received a five-year contract. Next, Wolf traded for quarterback Brett Favre, who had played little in his rookie season with Atlanta. But Wolf had rated Favre much higher than most NFL scouts while he was still working for the New York Jets and confidently rolled the dice. Not only hadn't the Packers won in 24 years, but their quarterback situation had been less than desirable for most of that time, as well.

Three games into the Wolf-Holmgren Era, Favre led the Packers to a stunning, last-minute victory over the Cincinnati Bengals at Lambeau Field. The next week, he made his debut as a starter and the Packers were headed in the right direction for the first time in a quarter-century. In 1992, the Packers surprised the NFL with a 9-7 finish. Holmgren became only the third head coach in team history to register a winning record in his first season, and it was punctuated by a six-game winning streak, the team's longest since 1965.

Holmgren guided the Packers into the playoffs in 1993, forging a second-straight 9-7 record. They also won their first playoff game in 11 years on a "Hail Mary" Favre-to-Sterling Sharpe pass in the final minute that eliminated Detroit, 28-24.



They then fell at Dallas, 27-17, in the divisional round.

The Packers reached the playoffs again in **1994** and '95, only to be eliminated on two more occasions by the Cowboys. But the Favre-led Packers were on the upswing. After finishing 9-7 for a third straight time in 1994, they improved to 11-5 and won their first NFC Central Division title since 1972. They also advanced one more round in the playoffs, losing to Dallas in the NFC Championship Game in 1995 after getting bounced in the divisional round the year before. Two highlights of those seasons were holding the incomparable Barry Sanders to minus-1 yard on 13 attempts in a 16-12 playoff victory over Detroit at Lambeau Field following the 1994 season, and formally dethroning the defending Super Bowl champion San Francisco 49ers in their own stadium, 3Com Park, 27-17, in a 1995 NFC Divisional playoff.

Putting nearly three decades of disappointment emphatically behind them, the Packers rewarded their long-patient faithful in **1996**. Shutting aside eight of their first nine foes, they swept to a 13-3 record and their second straight division championship. Then, they captured their first NFL title since 1967, dispatching New England, 35-21, in Super Bowl XXXI at the Louisiana Superdome.

Displaying impressive consistency on both sides of the ball, they documented their superiority, outscoring three opponents 100-48 in a postseason sweep. Appropriately, the first two wins were before their Lambeau loyalists – a 35-14 divisional triumph over the 49ers and a 30-13 win over the upstart Carolina Panthers in the NFC title game.

In winning a 12th NFL championship, extending their own league record, the Packers joined an elite group of teams with three or more Super Bowls (Dallas, San Francisco, Pittsburgh, Oakland and Washington).

The Packers thus entered **1997** with an opportunity to win back-to-back Super Bowls for a second time – and came breathtakingly close to achieving their objective. Sweeping to a second consecutive 13-3 mark, they smothered the 49ers on a soggy, rain-swept afternoon in San Francisco, 23-10.

In a seasaw affair, Super Bowl XXXII in San Diego found the Packers trailing Denver at halftime, 17-14. Hopes of a repeat were high, however, when Favre engineered an 85-yard drive, knotting the contest, 24-24, early in the fourth quarter. But the Broncos later scored with only 1:45 remaining and a last-minute Packers drive fell short when Favre's pass for tight end Mark Chmura fell incomplete inside the Denver 20, with only 28 seconds left, sealing the Broncos' 31-24 win.

A third straight Super Bowl trip, a realistic goal at the outset, eluded the Packers in **1998**, their 80th season. Historic accomplishment, however, did not, as they advanced to the playoffs for the sixth year in a row, a team record, while posting a seventh consecutive winning season. They set another team record by stretching their Lambeau Field winning streak to 25 games – the second longest in NFL history – before falling to the Minnesota Vikings on Oct. 5. They finished 11-5, equaling another team standard by posting a double-digit victory total for the fourth consecutive year (11-5 in 1995, 13-3 in both 1996 and 1997). The only other time Green Bay had strung together four seasons of 10-plus wins was 67 years earlier – Lambeau's triple NFL champions of 1929-32 (12-0-1 in 1929, 10-3-1 in 1930, 12-2 in 1931 and 10-3-1 in 1932).

In the wake of these considerable achievements, the Packers' season came to a dramatic and painful end in an NFC Wild Card game at San Francisco, when a 27-23 lead abruptly dissolved into a 30-27 49ers victory. Steve Young's 25-yard touchdown pass to Terrell Owens sealed the game with just three seconds left.

Only five days later, Holmgren resigned to become head coach and director of football operations for the Seattle Seahawks.

THE RHODES SEASON

Moving swiftly, Wolf tabbed Ray Rhodes, former Eagles head coach and Green Bay defensive coordinator, as the Packers' 12th head coach on Jan. 11, 1999. The Packers launched **1999** under Rhodes in breath-taking fashion, winning three of the first four games in the last minute. Fate, however, suddenly stopped smiling as Green Bay (8-8) missed the playoffs for the first time since 1992, ending seven straight winning seasons. Saying the Packers lacked the needed toughness and fire, Wolf relieved Rhodes soon after the season finale.

THE SHERMAN TENURE

After searching more than two weeks, Wolf surprised many NFL observers by naming Mike Sherman as the Packers' 13th head coach on Jan. 18, **2000**. As recently as the 1997-98 seasons, Sherman had served as the Packers' tight ends/assistant offensive line coach. Sherman finished 9-7, but out of the playoffs his first season. So thereafter, on Feb. 1, 2001, Wolf retired as the team's executive vice president and general manager, and Harlan quickly named Sherman to replace Wolf. Sherman became the first head coach with the GM title since Starr in 1980.

Wolf's impressive nine-year tenure included 101 total victories (including eight in the playoffs) and the NFL's best regular-season record (83-45) since the 1993 advent of free agency.

Sherman returned the Packers to the playoffs in **2001** and again in **2002**, when they tied for the league's best record at 12-4. But they lost in the second round of the playoffs in 2001 and the first round in 2002.



In **2003**, the Packers appeared destined to reach the NFC Championship Game, if not the Super Bowl, when they won their final four regular-season games, including an inspiring 41-7 victory over Oakland engineered by a heavy-hearted Favre following the death of his father. The following week, Green Bay captured an improbable division title in the last two minutes of the season, when Arizona upset Minnesota and the Lambeau Field crowd broke the news to the Packers.

But Donovan McNabb led the Philadelphia Eagles to a come-from-behind, 20-17 overtime win to end an emotional Packers run in the divisional playoffs.

Not to be forgotten, the 2003 season included changes to three of the most-revered records in Packers history (Gregg's 33-year-old consecutive-games streak, broken by Favre; Taylor's 41-year-old season rushing record, surpassed by Ahman Green; and Hutson's 58-year-old career scoring mark, eclipsed by Ryan Longwell).

The Packers won a third straight NFC North title under Sherman in **2004**, but lost to Minnesota in a Wild Card playoff at Lambeau.

On Jan. 14, 2005, Harlan restructured the team's football operations, naming Ted Thompson general manager, with full authority over football decisions. Harlan said he based the decision on his belief in a preferred structure – separate individuals for the GM and head-coach positions.

The Packers crumbled to a 4-12 mark in **2005** and Thompson dismissed Sherman.

He made the announcement on Jan. 2, 2006, saying it was time for a new face to lead the team.

THE MCCARTHY ERA

Thompson underwent an intensive nine-day search to tab Mike McCarthy the franchise's 14th head coach (Jan. 12, 2006).

McCarthy guided the Packers to a four-game winning streak to close his first season as head coach with an 8-8 record in **2006**, just behind the Giants for the NFC's best postseason spot.

The NFL's youngest club carried that momentum into **2007**, winning its first four games and ultimately tying the then-franchise record for regular-season victories with a 13-3 mark.

With Joe Philbin taking over as offensive coordinator, Ryan Grant emerging at midseason as a feature back, and Favre enjoying a brilliant final season in Green Bay, the offense finished second in the league.

Grant then posted franchise playoff records of 201 rushing yards and three touchdowns in a 42-20, snow-filled NFL playoff triumph over Seattle at Lambeau. In the third-coldest game in NFL championship history, with a temperature of minus 1 and wind chill of minus 23 at kickoff, Green Bay fell at home, 23-20, in overtime to the New York Giants in the NFC Championship Game.

In **2008**, the torch was passed to Aaron Rodgers from Favre, who retired in March with virtually every significant NFL passing record, un-retired in July and was traded to the New York Jets during the first week of training camp. Rodgers became just the second player in NFL history to pass for more than 4,000 yards in his first season as a starter.

On defense, the team set a franchise record with seven touchdowns, including six on interception returns, leading to Pro Bowl berths for Nick Collins, Charles Woodson and Al Harris. But the team lost seven games by four points or less and finished 6-10.

That led to a series of changes on the coaching staff, most of them on defense, as McCarthy hired Dom Capers as his new defensive coordinator. In **2009**, the defense was No. 2 in the league in yards allowed and No. 1 against the run for the first time in team history, setting a franchise record for the fewest rushing yards allowed per game (83.3).

That defensive prowess was highlighted by Woodson winning NFL Defensive Player of the Year, rookie Clay Matthews leading the team in sacks, and Collins joining both as Pro Bowl honorees. On offense, the team set a new franchise record for points (461). The Packers won seven of their final eight regular-season games to finish 11-5 and earn an NFC Wild Card playoff berth.

Rodgers earned his first Pro Bowl nod and threw for a Green Bay postseason-record 423 yards and record-tying four TDs as the Packers rallied from a 21-point second-half deficit but fell 51-45 in overtime at Arizona, marking the highest-scoring postseason game in NFL history.

The team got out to a 3-1 start in **2010**, but injuries to key players mounted. By season's end, the Packers would place 15 players on the season-ending injured list.

Despite the injuries, the Packers never blinked. Defensively, they ranked No. 2 in the NFL in scoring defense at 15.0 points per game. Matthews, who racked up 13½ sacks, was voted a Pro Bowl starter and

a consensus first-team All-Pro and was named the league's defensive player of the year by various publications. In the secondary, Woodson set career highs in tackles and forced fumbles. Tramon Williams led the team with six interceptions, earning his first bid to the Pro Bowl, where he was joined by Collins, who was chosen for the third consecutive year.

The Packers became the first team since 1970 to never trail a game by more than seven points over an entire season. Green Bay secured the sixth and final seed in the NFC playoffs with a 10-6 record.

The Packers won the Wild Card game at Philadelphia by a score of 21-16. The following week they traveled to Atlanta and beat the top-seeded Falcons, 48-21, on the strength of a near-flawless display of quarterbacking by Rodgers (31 of 36 for 366 yards and three TDs).

For the NFC championship, the Packers beat their division rival, the Chicago Bears, 21-14, as the defense forced three Chicago turnovers.

The Super Bowl pitted the Packers against the AFC champion Pittsburgh Steelers. The Packers stormed out to a 21-3 lead in the first half, with two touchdowns from Rodgers and one on an interception return by Collins. The Packers were forced to overcome injuries, as veteran stalwarts Donald Driver and Woodson were both ruled out of the game late in the first half.

The Steelers fought their way back, but a forced fumble by Matthews at the start of the fourth quarter led to another Rodgers touchdown pass. Forcing a turnover on downs on Pittsburgh's final drive, the Packers won the franchise's fourth Super Bowl, 31-25.

Despite no offseason program and an abbreviated training-camp schedule due to the work stoppage, the Packers recorded a franchise-best 15-1 record in 2011, becoming just the sixth team in NFL history to reach the 15-win plateau, and when combining the start of 2011 with the six wins that closed out 2010, the 19-game winning streak was the longest in team history and second longest in league annals.

Rodgers earned the league's Most Valuable Player award and consensus first-team All-Pro honors from almost every major publication after posting an NFL-record 122.5 cumulative passer rating.

In the postseason, Green Bay lost to the eventual Super Bowl champion New York Giants in the divisional round, 37-20.

In 2012, the club recovered from a 2-3 start to win nine of the final 11 games and back-to-back NFC North titles. Matthews became the first player in franchise history to be named to the Pro Bowl in each of his first four seasons in the league.

After winning the Wild Card matchup with the division-rival Minnesota Vikings, the Packers fell, 45-31, to San Francisco.

The Packers welcomed the 2013 campaign with an upgraded facility that was highlighted by the addition of 6,700 new seats. Despite being beset by injuries to key players, including losing Rodgers for seven games due to a broken collarbone, Green Bay won the division for the third straight year after beating the Bears in Week 17.

The Packers' season would end at Lambeau Field in the Wild Card game, as San Francisco kicked a game-winning 33-yard field goal as time expired.

After road losses in two of the first three games of the 2014 season, the Packers won 11 of the final 13 games to finish 12-4, going 8-0 at home. Green Bay's fourth consecutive division title was led by Rodgers, who earned NFL MVP honors from AP for the second time in his career.

The Packers' home success during the regular season continued with a 26-21 win over the Dallas Cowboys in the divisional round. The season came to an end the following week in Seattle after the Seahawks rallied in the final minutes of the fourth quarter to beat the Packers, 28-22, in overtime.

In 2015, the Packers started 6-0 for just the fourth time since 1945. Green Bay honored Favre by unveiling his name and retired No. 4 during halftime of the Packers' first home Thanksgiving game since 1923. The Packers had an up-and-down last 10 games to finish with a 10-6 record and the No. 5 seed in the postseason.

After a 35-18 victory at Washington, Green Bay faced the Cardinals nearly three weeks after losing at Arizona. After a back-and-forth game, Rodgers heaved a pass to the end zone that WR Jeff Janis leaped to grab and the game went into overtime. For the second consecutive year, Green Bay's season would end on the first possession of overtime as Arizona went 80 yards in three plays to score a touchdown and win, 26-20.

The offseason saw Favre elected to the Pro Football Hall of Fame.

After starting the 2016 season 3-1, the Packers dropped five of the next six games to sit at 4-6. A road Monday night victory at Philadelphia started a six-game winning streak that was the longest by the Packers to end a regular season since 1941 (nine games).

The NFC North-champion Packers beat the New York Giants at home, 38-13, in the Wild Card round and used two 50-plus-yard



field goals from Mason Crosby in the final minutes to win, 34-31, at Dallas. Green Bay appeared in an NFC-leading fourth NFL Championship Game since 2007,



but lost, 44-21, at Atlanta.

Green Bay opened the 2017 season with a 4-1 record but in Week 6 the season changed as the Packers lost Rodgers to a collarbone injury that would only allow him to play in one more game the rest of the season. Brett Hundley would step in to lead the Packers.

After three consecutive losses dropped Green Bay to 4-4, Hundley would lead the Packers to wins in three of the next five games. With playoff hopes still alive, Rodgers returned in Week 16, but the Packers fell seven points short of the Panthers. Hundley finished out a season that ended with a 7-9 record.

The offseason brought a slew of changes. Thompson transitioned to a role as senior advisor to football operations while Brian Gutekunst was named general manager and Russ Ball was promoted to executive vice president/director of football operations. McCarthy also revamped his coaching staff with numerous changes, including welcoming back Joe Philbin as offensive coordinator and hiring Mike Pettine as defensive coordinator.

The 2018 season started with a come-from-behind victory over the Bears that was fueled by a hobbled Rodgers.

Green Bay's 100th season would be the last for McCarthy. After going 3-7-1 in the next 11 games, the Packers parted ways and named offensive coordinator Philbin as interim head coach. Green Bay finished 2-2 in the final four games for an overall record of 6-9-1.

THE LAFLEUR ERA

On Jan. 8, 2019, Matt LaFleur was named the 15th head coach in franchise history. He brought 10 years of coaching experience in the NFL and 17 overall to Green Bay.

The Packers not only brought in a new coach in 2019, but Gutekunst also added veteran LBs Za'Darius Smith and Preston Smith as well as S Adrian Amos and G/T Billy Turner, who would all become key contributors.

Green Bay came out strong as LaFleur became the 19th NFL head coach and the first since Jim Harbaugh in 2011 to win at least seven of his first eight games.

The Packers won their final five games to secure a 13-3 record and the No. 2 seed in the NFC as LaFleur led the biggest one-year win improvement in franchise annals (plus-seven wins).

Green Bay won its first NFC North title since 2016 and finished 6-0 in the division for just the second time (2011) since the league went to a divisional format in 1967. LaFleur became the first coach in franchise history to lead his team to the postseason in his first season and the first head coach in team history to lead the Packers to a division title in his first season.

The Packers defeated the Seattle Seahawks in the divisional round, 28-23, but lost, 37-20, to the 49ers in the NFC Championship Game.


RB Aaron Jones registered a franchise-best 23 total touchdowns (including playoffs). T David Bakhtiari and Rodgers were original selections to the Pro Bowl and WR Davante Adams, DL Kenny Clark and Za'Darius Smith were named to the Pro Bowl as injury replacements.

The 2020 season was unlike any seen by the sports world. A global health pandemic known as COVID-19 dramatically changed how team sports operated. For the spring in-person NFL offseason was switched to a virtual program for the spring. Teams first reported to their facilities for in-person practice and meetings in late July for training camp, and all preseason games were canceled. For training camp and most of the regular season, practices and games took place in front of empty stands.

The Packers opened the regular season with four consecutive wins but lost two of the next three before back-to-back wins. An overtime loss at Indianapolis was the last of the regular-season, as Green Bay reeled off six straight wins, marking only the second time in team history (1996-97) that the Packers had ended the regular season on a winning streak of five-plus games in back-to-back years (five in 2019).

Green Bay finished with a 13-3 record and won the NFC North for the second consecutive season. The Packers were 11-1 (.917) in division games, marking only the second time that the team had lost one or fewer division games over a two-year span (dating back to 1967).

The offense scored the second-most points in a season (509) in team history (560 in 2011). Rodgers' NFL-leading 121.5 passer rating was the second-highest single-season mark by a quarterback in NFL history, trailing only his 122.5 rating in 2011.



A UNIQUE FRANCHISE

- **No owner** (last remaining publicly owned pro sports team, 5,204,615 shares, 539,029 stockholders, none of whom receive dividend on initial investment).
- Team plays in major sports' **smallest TV market** – 69th (Buffalo, 53, is closest).
- Packers have 22 playoff appearances in last 29 years, and have won **most NFL titles** (13) in league history.
- Green Bay has 28 **Pro Hall of Famers**, second most in league.
- Team has **averaged four financial collapses**: 1921, 1922, 1933 and 1949. Other than after 1921 season, the community rescued the team.
- In a century of franchise movement, only 10 other pro sports teams – none in football – have held **same moniker in same location** longer (nine baseball, one hockey).
- Only two other pro sports venues have been in continuous use longer than **Lambeau Field** (1957) – Boston's Fenway Park (1912) and Chicago's Wrigley Field (1916).
- Packers's **waiting list** has more than 144,000 names.
- Team's have a worldwide fanbase, and supporters all over the world are celebrated through the Packers Everywhere platform on packerseverywhere.com.
- Before radio, when Packers played on the road, hundreds of fans would gather at Turner Hall, the old Elks Club or the Columbus Club to follow play-by-play delivered from visiting city via telegraph reports.
- Packers were first team to open a **hall of fame** and museum (1967).

Rodgers was one of seven Packers named to the Pro Bowl (Adams, CB Jaire Alexander, Bakhtiari, G Elton Jenkins, Jones and Z. Smith), including six who were named starters (all but Jones), giving Green Bay the most starter selections since it had eight in 1967. The Packers had six players named All-Pro by AP (Alexander, Z. Smith) including four first-team selections (Adams, Bakhtiari, C Corey Linsley, Rodgers) which were the most by Green Bay since 1967 (six).

Adams had a historically great season, tying WR Sterling Sharpe (1994) for the most receiving TDs in a season (18). Adams was the first NFL player to have 15-plus TD receptions and average 95-plus receiving yards and eight-plus receptions per game.

After a regular season in which Green Bay earned the No. 1 seed in the NFC, the Packers beat the Rams to earn a trip to the NFC title game for the ninth time since the 1970 AFL-NFL merger and the fourth time since 2014 (2014, 2016, 2019), the most in the NFC over that span. It marked the first time since 1995-97 that Green Bay appeared in consecutive NFC title games. But the road would end there as the Buccaneers defeated the Packers at Lambeau, 31-26.

In 2021, the world and league continued to navigate the COVID-19 health pandemic, but preseason games and full stadiums of fans returned. It was the first season under the league's new schedule that featured a 17-game regular season while the preseason was reduced to three contests.

After a loss in Week 1 Green Bay went on a roll, winning seven straight contests. The winning streak was the longest by the Packers since 2011 (13). Dating back to 1940, it was just the second time the Packers won at least seven of their first eight games two times in the span of three seasons (8-0 in 1962 and 7-1 in 1963).

Green Bay suffered two road losses over the next three games, but got back on track and started a five-game winning streak. A win over Minnesota in Week 17 at the tail end of the streak secured the Packers their third consecutive 13-win season (longest streak in NFL history), third straight NFC North title and second consecutive No. 1 seed in the NFC.

It was the sixth time in franchise history that the Packers won at least three consecutive division titles (1960-62, 1965-67, 1995-97, 2002-04, 2011-14). LaFleur (39-10, .796) passed George Seifert (38-10, .791, 1989-91) for the most wins by an NFL head coach in his first three seasons in the league.

For the fourth time in his career, Rodgers led the league in passer rating (111.9), joining Steve Young (six times), Roger Staubach (four) and Ken Anderson (four) as the only players to lead the NFL in rating at least four times since 1970.

Rodgers was named NFL Most Valuable Player by AP and by the Pro Football Writers of America for the 2021 season. He became the fifth player in NFL history to win consecutive MVPs and ranks No. 2 with four AP MVP awards (2011, 2014, 2020, 2021), trailing only Manning's five. It was Rodgers' fourth overall PFWA MVP award (2011, 2014, 2020, 2021), tying him with Manning for the most in the history of the PFWA. Rodgers also earned All-Pro honors from the AP for the fifth time (first team in 2011, 2014, 2020 and 2021, second team in 2012) and was selected to the Pro Bowl for the 10th time in his career (2009, 2011-12, 2014-16, 2018-21), passing Favre and T Forrest Gregg for the most Pro Bowl selections by a Packer.

Adams set new single-season team records for receptions (123) and receiving yards (1,553) and became the first player in team history with three 100-catch seasons (2018, 2020-21). He was the only player in league history with 115-plus catches, 1,350-plus receiving yards and 11-plus receiving TDs in back-to-back seasons (2020-21). Adams was named All-Pro by AP as one of five unanimous first-team selections. He was the first Green Bay receiver to be selected All-Pro in back-to-back seasons since Sharpe in 1992-93. Adams also became only the second Packers WR to make five-plus consecutive Pro Bowls (Lofton, six, 1980-85). Adams' five career selections are tied with Sharpe for the second most by a WR in franchise history (Lofton, seven).

After a successful 13-4 regular season, Green Bay hosted the San Francisco 49ers in the NFC Divisional Playoff. The Packers came up short as a last-second field goal by Robbie Gould ended the season.

The 2022 season saw the Packers fall just short of the postseason with an 8-9 record, but Green Bay reached 790 regular-season victories, the most in NFL history. The Packers were 4-4 in the eight games they played against teams that made the playoffs in 2022. Of the Packers' 14 opponents, 10 finished the 2022 season with eight-plus wins.

Green Bay opened the season with wins in the first of four contests. In Week 5, the Packers became the 32nd NFL team to play in London since 2007 but lost to the Giants. The overseas trip started what was a five-game losing streak for Green Bay, with four of the five losses coming on the road.

The Packers snapped the streak with a win over Dallas in Week 10, which was former Packers head coach Mike McCarthy's first game back at Lambeau Field. It was Green Bay's second win in overtime on the season, tied for the second most in a season by Green Bay since 2000 behind only three wins in 2017.

Green Bay lost the next two games but rebounded with its eighth straight win against the Bears, the Packers' longest winning streak vs. Chicago since a seven-game in 2000-03 and tied for the second longest behind only a 10-game winning streak vs. the Bears from 1994-98.

After the latest bye (Week 14) ever for Green Bay, the Packers beat the Los Angeles Rams at home, marking Green Bay's sixth straight win on *Monday Night Football*, the longest streak in team history.

The Packers played on Christmas for the second straight year, the fourth time in franchise history and for the first time on the road. Green Bay came back from 10 points down to win at Miami, marking the third double-digit comeback for the Packers (10 points at Chicago / 14 points vs. Dallas) and tying for the most in a single season in franchise history (2017, 2002, 1990).

After beating the Vikings at home in Week 17, Green Bay fell to the Detroit Lions to end the season.

In 2023, there was a new beginning as QB Jordan Love would take over as the full-time starter after Rodgers was traded to the New York Jets. Love became only the third quarterback to start a season opener for the Packers since Week 1 of 1993, following Rodgers and Favre. During the Super Bowl era (1966-present), Green Bay is the only NFL team to start no more than two quarterbacks in season openers over a stretch of 30 years.

Along with a new quarterback came many new faces for Green Bay. The Packers had 12 rookies play in the Week 1 win at Chicago, the most in the NFL to open the 2023 season. After winning two of its first three games, Green Bay suffered a four-game losing streak.

Green Bay snapped the losing streak with a win at home, 20-3, over the Los Angeles Rams. After a four-point loss in Pittsburgh, the Packers went on a three-game winning streak, highlighted by a win at Detroit on Thanksgiving and then a victory at home over the eventual Super Bowl champion Kansas City Chiefs.

After back-to-back losses, Green Bay won by three points at Carolina on Christmas Eve and then closed out the season with wins over the Vikings and Bears. Per Elias, the Packers were the fourth-youngest team to make the playoffs since the 1970 AFL-NFL merger. With a weighted age of 25.58, Green Bay was the youngest playoff team since the 1974 Buffalo Bills (25.56).

Green Bay traveled to Dallas for the Wild Card round and became the youngest team to win a playoff game since the merger (1970). The Packers ended their season with a close loss at eventual NFC champion San Francisco in the Divisional Playoff.

Love posted a passer rating of 108.6 in the playoffs, the fourth-highest single-postseason mark in franchise history, (min. 30 pass att.), trailing Starr (135.6, 1966) and Rodgers (121.4 in 2009 and 109.8 in 2010).



PACKERS TIMELINE

1919

- Packers organized over course of two meetings in editorial rooms of *Green Bay Press-Gazette* (Aug. 11 and 14). Indian Packing Co. of Green Bay sponsors team its first two seasons.

1921

- J. Emmett Clair granted American Professional Football Association franchise for Green Bay in the name of Acme Packing Co. (Aug. 27). Within a week of first league game, Packers cut ties with financially strapped Acme Packing.
- Packers-Bears series launched at Chicago (Nov. 27). Packers lose, 20-0, to Chicago Staleys, who would change their name to Bears the next season.

1922

- Green Bay's franchise ousted from APFA during league meeting in Canton, Ohio (Jan. 28), for using college players under assumed names in non-league game against Racine at end of 1921 season.
- Green Bay readmitted (June 24) during league meeting in Cleveland. Private Green Bay Football Club is awarded franchise. At same meeting, APFA changes its name to National Football League.
- With Green Bay's franchise deeply in debt following a weather-plagued season, local football boosters meet at Elks Club (Dec. 7) and set in motion plans for stock sale to save franchise. Local attorney John Kittell presides and appoints committee of Andrew B. Turnbull, Lee Joannes, Fred Hurlbut, Ray Tilkens and George De Lair to organize the sale. Publicly owned Green Bay Football Corporation emerges.

1925

- Packers dedicate City Stadium with 48-6 non-league victory over Iron Mountain All-Stars (Sept. 13).
- Packers beat Bears for first time (Sept. 27) before record Green Bay crowd of 5,389 at City Stadium.

1928

- Little Green Bay's surprise 7-0 victory over N.Y. Giants in first trip to the "Big City" (Oct. 23) creates huge buzz and glowing coverage from large metropolitan newspapers.

1929

- Packers announce signings of veterans Cal Hubbard (July 31), Johnny Blood (Aug. 27) and Mike Michalske (Sept. 4). Finish 12-0-1 and win first NFL title.

1930

- Packers win second straight NFL title with 10-3-1 record.

1931

- Fan injures back when bleachers collapse at City Stadium during game against Brooklyn (Sept. 20) and eventually receives close to \$5,000 in lawsuit that forces Packers into receivership during appeal process.
- Packers become first team to win three straight NFL titles, finish with 12-2 record.

1933

- Local CPA Frank Jonet appointed receiver by Judge Henry Graass (Aug. 15) in effort by Green Bay Football Corp. to conserve its assets.

1935

- Newly organized Green Bay Packers, Inc. files articles of incorporation with state of Wisconsin (Jan. 26). Officers elected at organizational meeting (Jan. 29).
- Packers sign end Don Hutson from University of Alabama (Feb. 19), three days before making an official announcement.

1936

- Packers make Russ Letlow, University of San Francisco guard, their No. 1 choice in first NFL Draft (Feb. 8).
- Packers win fourth NFL championship, first under playoff system. Team posts 11-1-1 record, defeating Boston Redskins for title at New York's Polo Grounds, 21-6, after George Preston Marshall moves game (Dec. 13).

1938

- Packers win Western Division championship, lose to Giants in NFL title game at New York, 23-17 (Dec. 11).

1939

- Packers repeat for Western Division title, rout Giants in title game at Milwaukee, 27-0 (Dec. 10).

1941

- Packers tie Bears for Western Division title, fall to Bears in Chicago playoff, 33-14 (Dec. 14).

1944

- Ted Fritsch scores both touchdowns, Packers beat Giants, 14-7, at New York's Polo Grounds for sixth NFL title (Dec. 17).

1945

- Don Hutson catches four TD passes, kicks five PATs in second quarter against Detroit at Milwaukee, sets all-time single-quarter scoring record (29 points), Packers win, 57-21 (Oct. 7).

1949

- Packers play Thanksgiving intrasquad game at (old) City Stadium, raise close to \$50,000 to stay afloat financially (Nov. 24).
- Packers dip to all-time low under Curly Lambeau, 2-10-0 (they were 3-9-0 in 1948).

1950

- Lambeau resigns to become vice president, head coach of Chicago Cardinals (Feb. 1).
- Gene Ronzani, ex-Bears star, named head coach, vice president (Feb. 6).
- Packers launch stock drive (April 12) that raises more than \$100,000 and puts team on sound financial basis.

1953

- Packers debut in new Milwaukee County Stadium (Sept. 27).
- Ronzani forced to resign (Nov. 27) with two games remaining and Packers in last place with 2-7-1 record; Hugh Devore and Ray "Scooter" McLean named interim co-coaches.

1954

- Lisle Blackburn named third head coach (Jan. 7).

1957

- City Stadium (renamed Lambeau Field in 1965) completed just in time for season opener, dedicated (Sept. 29) with 21-17 victory over Bears.

1958

- Packers announce firing of head coach Lisle Blackburn and hiring of Ray "Scooter" McLean as his replacement (Jan. 6).
- Dominic Olejniczak elected seventh president of Green Bay Packers, Inc. (April 28).
- McLean resigns after worst year in Packers history with 1-10-1 record (Dec. 17).

1959

- Vince Lombardi, offensive assistant of N.Y. Giants, named Packers' head coach and GM (Jan. 28).
- Packers post first winning season (7-5) in 12 years.

1960

- Packers win Western Division crown, first since 1944, but lose to Eagles in NFL title game, 17-13 (Dec. 26).
- Paul Hornung scores 176 points, an NFL record until 2006.

1961

- Packers rout N.Y. Giants, 37-0, for seventh NFL championship, first title game ever played in Green Bay (Dec. 31).

1962

- Packers beat Giants at Yankee Stadium, 16-7, for second straight league crown (Dec. 30).

1965

- E.L. "Curly" Lambeau, Packers' founder and first coach, dies at age 67 (June 1); stadium renamed Lambeau Field (Sept. 11).
- Packers defeat Baltimore Colts, 13-10, at Green Bay in sudden-death Western Conference playoff (first overtime in team history) on Don Chandler's 25-yard field goal at 13:39 of overtime (Dec. 26).

1966

- After removing four inches of snow at Lambeau Field, Packers beat Cleveland Browns, 23-12, for ninth NFL title (Jan. 2).

1967

- Game-ending end-zone interception by Tom Brown enables Packers to down Cowboys, 34-27, in Dallas for second straight NFL title (Jan. 1, 1967).
- Packers defeat AFL's Chiefs, 35-10, at Los Angeles in first Super Bowl (Jan. 15).
- Packers win "Ice Bowl," edge Cowboys, 21-17, for third consecutive NFL title; Bart Starr's last-minute, 1-yard sneak wins game in minus 13 temperature (Dec. 31).

14 TIMES WORLD CHAMPIONS?

The Packers won their first three NFL championships (1929-31) based on the league's final standings. In 1933, the league divided its 10 teams into two divisions and the two winners faced each other to settle the championship.

In 1932, there was an unofficial championship game won by the Chicago Bears, 9-0, over the Portsmouth Spartans. Had the NFL counted ties then like they do now, the Packers would have won a fourth straight title.

Since 1972, ties have counted as a half-win. From 1921-71, ties weren't included in a team's winning percentage.

In 1932, the Chicago-Portsmouth game was counted in the final standings. But had ties counted as a half-win, there would have been no need for an extra game.

UNDER 1932 RULES

Chi. Bears	7	1	6	.875
Green Bay	10	3	1	.769
Portsmouth	6	2	4	.750

UNDER CURRENT RULES

Green Bay	10	3	1	.750
Portsmouth	6	1	4	.727
Chi. Bears	6	1	6	.692

1968

- Packers beat Oakland, 33-14, in second Super Bowl at Miami, (Jan. 14); contest is first-ever \$3 million game.
- Lombardi steps down as Packers head coach, stays as general manager; Phil Bengtson named coach (Feb. 1).

1969

- Lombardi resigns to become part-owner, executive vice president and head coach of Washington (Feb. 5); Bengtson named Packers' GM.

1970

- Lombardi dies at age 57 (Sept. 3).
- Bengtson resigns (Dec. 21).

1971

- Dan Devine, University of Missouri coach, named Packers head coach and general manager (Jan. 14).

1972

- Packers win first division title since 1967 (10-4), but lose in Divisional playoff at Washington, 16-3 (Dec. 24).

1974

- Devine resigns (Dec. 16), following 5-7-2 mark in 1973 and 6-8-0 in 1974.
- Bart Starr, who quarterbacked Packers to five NFL titles in seven years during 1960s, named head coach and GM (Dec. 24).

1982

- Judge Robert J. Parins elected Packers president (May 31), succeeding Dominic Olejniczak, becoming first full-time chief executive in team's history.
- Packers build 55,000-square-foot indoor facility.

1983

- Packers make playoffs for first time since 1972, defeat St. Louis in first round (41-16, Jan. 8, 1983) before losing to Dallas (37-26, Jan. 16).
- Starr released as head coach (Dec. 19).
- Former Packers great Forrest Gregg named head coach (Dec. 24), agreeing to five-year contract.

1985

- Packers build 72 private boxes at Lambeau Field, increasing stadium seating capacity to 56,926.

1986

- Packers report first \$2 million annual profit in their history (\$2,029,154).
- Green Bay Packers Foundation, vehicle to assure continued contributions to charity, established (Dec. 30).

1987

- Fred N. Trowbridge, longtime Packers treasurer and executive committee member, dies (March 14).
- Packers report first-ever \$3 million profit (\$3,018,000).

1988

- Gregg resigns to become head coach at alma mater, Southern Methodist University (Jan. 15).
- Lindy Infante, Browns offensive coordinator, named Packers head coach, agreeing to five-year contract (Feb. 3).

1989

- Judge Robert J. Parins retires as president of Packers Corporation, elected honorary chairman of the board (June 5).
- Bob Harlan elected president and chief executive officer of Packers Corporation, succeeding Judge Parins (June 5).
- Packers announce plans for construction of 1,920 club seats – a "first" for Lambeau Field – in south end zone, and 36 additional private boxes, at projected cost of \$8,263,000 (Aug. 22).

1990

- Packers extend Infante's contract two years – through the 1994 season (Jan. 16).

1991

- Michael R. Reinfieldt, former Pro Bowl safety and Los Angeles Raiders executive, becomes Packers' first chief financial officer (Jan. 7).
- Names of Packers' Pro Football Hall of Famers placed on walls of Lambeau Field's private boxes with team's championship years emblazoned in south end zone.
- Tom Braatz, executive vice president of football operations, relieved of his duties (Nov. 20).
- Ron Wolf, N.Y. Jets director of player personnel and veteran of 29 years as pro football scout and executive, named executive vice president and general manager by Harlan, with full authority over Packers' football operation (Nov. 27).
- Infante relieved as head coach by Wolf (Dec. 22).



Wolf

1992

- Mike Holmgren, offensive coordinator of San Francisco 49ers, named by Wolf as 11th head coach in Packers history (Jan. 11).
- Wolf deals first-round draft pick to Atlanta for quarterback Brett Favre (Feb. 11).
- Holmgren becomes only third head coach in Packers history to have winning record in his first season (9-7).

1993

- Packers sign most sought-after free agent, Reggie White (April 8).
- Treasurer John R. Underwood reports then-record corporation profit of \$4.96 million before booking of \$4.1 million for share of NFL litigation with players (May 26).
- New 20,500-square-foot addition to Packers' training quarters, housing 84-by-70-foot gymnasium and new PR and marketing offices, completed in July.
- LeRoy Butler invents "Lambeau Leap" and Packers shut out Los Angeles Raiders, 28-0, in minus 22-degree wind chill, gain playoff berth for first time since 1982 (Dec. 26).

1994

- Packers defeat Detroit Lions in NFC Wild Card contest, 28-24, for first postseason victory since January 1983 (Jan. 8).
- Packers extend contract of Wolf as executive vice president/general manager for three additional years, through 1999 (March 31).
- Harlan announces plans to construct 90 additional private boxes and auxiliary press box in Lambeau Field's north end zone in 1995 (April 21).
- Don Hutson Center, Packers' new, \$4.67 million indoor practice facility, dedicated (July 18).
- Harlan announces that, beginning with 1995 season, Packers will leave Milwaukee and play their entire 10-game home schedule at Green Bay's Lambeau Field (Oct. 12).
- Packers end 62-year Milwaukee stay on winning note, beating Atlanta at County Stadium, 21-17 (Dec. 18).
- Mounting 28-6 halftime lead, Packers top Tampa Bay, 34-19, qualify for NFL playoffs for second year in a row. In process, close season with 9-7 record, thus posting third consecutive winning campaign for first time since 1965-67 (Dec. 24).
- Packers defeat Detroit in NFC Wild Card game, 16-12, recording franchise's 15th postseason win (Dec. 31).



Hutson

1995

- Injured WR Sterling Sharpe, Green Bay's career receptions leader at the time, is released "with reluctance" (Feb. 28).
- Construction of 90 additional private boxes in Lambeau Field's north end zone is completed (August).
- Packers defeat Pittsburgh Steelers, 24-19, at Lambeau Field in regular-season finale (Dec. 24), clinch first NFC Central Division championship since 1972.
- Packers beat Falcons, 37-20, in NFC Wild Card game, maintain team's perfect (9-0) home playoff record (Dec. 31).

1996

- Packers stun defending Super Bowl champion San Francisco, 27-17, in Divisional playoff at 49ers' 3Com Park (Jan. 6).
- Treasurer John R. Underwood reports then-record organization profit of \$5,440,628 at annual stockholders' meeting (May 29).
- Packers complete \$4 million Lambeau Field project in August, installing second replay board and two new scoreboards to fully enclose stadium.

1976 ALL-TIME TEAMS**IRON MAN ERA TEAM**

Don Hutson	End
Milt Gantenbein	End
Robert "Cal" Hubbard	Tackle
Mike Michalske	Guard
Charley Brock	Center
Charles "Buckets" Goldenberg	Guard
Burford "Baby" Ray	Tackle
Larry Craig	Blocking Back
Johnny Blood	Halfback
Tony Canadeo	Halfback
Clarke Hinkle	Fullback

MODERN ERA TEAM

Offense		Defense	
Boyd Dowler	Wide Receiver	Willie Davis	End
Bob Skoronski	Tackle	Henry Jordan	Tackle
Fred "Fuzzy" Thurston	Guard	Dave Hanmer	Tackle
Jim Ringo	Center	Lionel Aldridge	End
Jerry Kramer	Guard	Dave Robinson	Left LB
Forrest Gregg	Tackle	Ray Nitschke	Middle LB
Ron Kramer	Tight End	Fred Carr	Right LB
Max McGee	Wide Receiver	Herb Adderley	Left CB
Bart Starr	Quarterback	Bob Jeter	Right CB
Paul Hornung	Running Back	Willie Wood	Safety
Jim Taylor	Running Back	Bobby Dillon	Safety

Specialists: Punter - Dick Deschaine, Kicker - Don Chandler
Iron Man and Modern Era teams chosen by vote of fans from 29 states in 1976 Packers game program poll

- Design of stamp bearing likeness of Lombardi is unveiled in Lambeau Field (Nov. 3).
- Packers clinch second consecutive NFC Central Division championship with 41-6 victory over Denver (Dec. 8).



1997

- Packers vanquish 49ers, 35-14, in NFC Divisional playoff at Lambeau Field (Jan. 4).
- Packers beat Carolina Panthers in NFC Championship Game, 30-13, earn first Super Bowl trip since 1967 (Jan. 12).
- Packers defeat New England Patriots, 35-21, in Super Bowl XXXI at Louisiana Superdome in New Orleans (Jan. 26), claim 12th NFL title.
- With wind chill registering a frigid 0 to 10 degrees below zero during three-hour parade through city, an estimated 200,000 enthusiastic fans welcome Packers home from Super Bowl victory. Another 60,000 jam Lambeau Field for official program hailing world champions (Jan. 27).
- Packers extend contract of Wolf as executive vice president/general manager for three additional years, through 2002 (April 8).
- Underwood reports, at annual shareholders' meeting, then-record net income for Packers Corporation of \$5,877,061 for fiscal 1996 (May 28).
- Don Hutson, most-favored pass receiver in pro football history, dies at age 84 (June 26).
- Packers establish own website, www.packers.com (July 23).
- Packers' two practice fields are named Clarke Hinkle Field and Ray Nitschke Field in honor of two of team's Pro Football Hall of Fame members, Wolf announces (July 24).
- Favre signs seven-year contract, longest in Packers history, and one making him — at time of signing — highest-paid player in history of pro football (July 25).
- Gross Avenue in Village of Ashwaubenon renamed and dedicated as Holmgren Way in honor of Packers head coach (Aug. 17). Street, poetically, intersects Lombardi Avenue.
- At special meeting, Packers shareholders approve issuance of additional stock for first time since 1950 (Nov. 13), with offering of 400,000 shares at \$200 per share.
- Packers clinch postseason berth for record fifth straight year (Dec. 1) with 27-11 victory over Minnesota Vikings.
- Packers capture third consecutive NFC Central Division title via 17-6 victory over Buccaneers in Tampa (Dec. 7), earn first-round bye in playoffs and right to host Divisional playoff.



- Reggie White, a Pro Bowl selection for record 13 consecutive years, announces retirement, ending one of the most distinguished playing careers in NFL history (Feb. 15).
- Lambeau Field named by *Sports Illustrated* in June as eighth-best venue in the world to watch sports, only NFL stadium to make publication's list of 20.
- Largest crowd ever to see Packers play a game in Wisconsin, 78,184, watches Green Bay defeat Denver, 27-12, in preseason contest at Camp Randall Stadium in Madison, Wis. (Aug. 23).
- White, sure-fire Hall of Fame defensive end who played six distinguished seasons for Packers from 1993-98, honored at halftime of nationally televised game with Tampa Bay. Emotional White tells crowd, "I have been honored and privileged to have been a Packer, and I will always be a Packer" (Oct. 10).

2000

- Wolf relieves Rhodes as head coach (Jan. 3).
- Mike Sherman, Seattle offensive coordinator and 21-year coaching veteran, named 13th head coach in Packers history by Wolf (Jan. 18).
- Packers president Bob Harlan announces plans for proposed \$295 million redevelopment of Lambeau Field (Jan. 22).
- Gov. Tommy Thompson, at Lambeau Field, signs state legislature's stadium renovation bill into law, making possible a \$160 million in construction bonds or loans for redevelopment of Lambeau Field (May 13).
- Organization suffered \$419,000 operating loss for fiscal 1999. Underwood reports at annual shareholders' meeting (July 12).
- By margin of 53-47 percent, Brown County voters approve referendum establishing half-cent-per-dollar sales tax to help fund redevelopment of Lambeau Field (Sept. 12).
- Design for new Green Bay Packers license plate, to be available early in 2001, unveiled by Gov. Thompson at Lambeau Field (Oct. 15).




Sherman

2001

- Green Bay/Brown County Professional Stadium District Board approves new Lambeau Field lease agreement between district, Packers and city of Green Bay; primary term of lease is to run 30 years after opening of redeveloped stadium in 2003 (Jan. 3).
- Harlan names Sherman to succeed Wolf as GM (Feb. 1).
- Al Tremblay, only video director in team history, announces retirement, effective July 15, after 34 years (Feb. 13).
- Favre signs "lifetime" contract, with intention that he will finish his playing career with team (Feb. 28).
- Sherman names Mark Hatley as vice president of football operations (May 17).
- Packers, with help of Gov. Scott McCallum, stage ceremonial groundbreaking ceremony in stadium for Lambeau Field redevelopment project (May 19).
- NFL unanimously approves \$13 million loan to Packers for use in financing Lambeau Field redevelopment (May 23).
- Wolf retires as executive vice president and general manager, position he had held since 1991 while leading Packers to Super Bowl heights (June 1).
- Packers host first Monday night game after Sept. 11 attacks; American flag is held by Wisconsin police and firefighters, members of both teams (Sept. 24).

2002

- Packers defeat 49ers, 25-15, in NFC Wild Card game (Jan. 13).
- Team stung in Divisional playoff at St. Louis, 45-17 (Jan. 20).
- Packers Foundation reaches \$1 million mark in grants (May 1).
- Packers' football operations move into new offices, locker room and team facilities (July 15).
- New Packers Pro Shop opens at corner of Lambeau Field Atrium (July 27).
- "Under construction" Lambeau Field hosts first organized game, preseason contest vs. Cleveland, with new private boxes, press box and concourses (Aug. 26).
- Team clinches inaugural NFC North championship, in 30-20 win over Chicago, with four games left (Dec. 1).



The Packers hosted the NFL's first Monday Night Football game after the Sept. 11 attacks.

1998

- Gaining berth in NFC Championship Game for third straight year, Packers defeat Tampa Bay, 21-7, in Divisional playoff (Jan. 4).
- Packers earn second consecutive trip to Super Bowl with 23-10 victory over 49ers at San Francisco in NFC Championship Game (Jan. 11).
- Last-minute drive falls short of tie, Packers lose to Denver Broncos, 31-24, in Super Bowl XXXII at San Diego (Jan. 25). Record, world-wide audience of 800 million, in 147 countries, views game on TV.
- More than 25,000 fans turn out in Lambeau Field to welcome Packers home from Super Bowl XXXII (Jan. 27).
- Legendary linebacker Ray Nitschke, member of Pro Football Hall of Fame, dies in Florida at age 61 (March 8).
- Harlan announces that stock sale, which ended March 16, yielded nearly 106,000 new shareholders, more than \$24 million (March 17).
- With huge increase in number of "owners," Packers make corporate history, hold shareholders' meeting in Lambeau Field for first time (July 8). Record crowd of 18,707 attends. For third consecutive year, Underwood reports then-record net income for Packers Corporation, \$6,718,628 for fiscal 1997.
- Packers travel to Japan, team's first trip overseas in its 80-year history, defeat Kansas City Chiefs, 27-24, in overtime, in American Bowl game at Tokyo Dome (Aug. 2).
- Packers extend regular-season, home-field winning streak to club-record 25 games — second-longest streak in NFL history — with 23-15 win over Tampa Bay (Sept. 13).
- Home-field winning streak ends at 25 against Minnesota, 37-24, on rainy Monday night (Oct. 5).

1999

- Favre engineers 89-yard drive to give Packers 27-23 lead with 1:56 left in NFC Wild Card playoff at San Francisco, but 49ers score with three seconds left to win, 30-27 (Jan. 3).
- Holmgren resigns to become executive vice president of football operations/general manager/head coach of Seattle Seahawks (Jan. 8).
- Ray Rhodes, former Eagles head coach and ex-Green Bay defensive coordinator, named Packers' 12th head coach (Jan. 11).
- John M. Jones named senior vice president of administration, succeeding Michael Reinfield (Feb. 10).

2003

- Team sustains first-ever home playoff loss, to Atlanta (Jan. 4).
- At annual shareholders' meeting, Underwood announces after-tax operating profit of \$15.5 million for 2002-03 fiscal year, allowing team to build its corporate reserve fund to \$58 million, the safety net for a publicly owned team without a billionaire owner (July 15).
- Spectacular 14-foot statues of Lambeau and Lombardi unveiled in plaza outside Atrium (Aug. 27).
- Team names same plaza after Robert E. Harlan (Sept. 2).
- Starr and Wolf dedicate stunning new Packers Hall of Fame (Sept. 4).
- Legendary players return to Green Bay, reenact Starr's Ice Bowl sneak, in "Rebirth of a Legend" event (Sept. 6).
- Two middle-school students and host of dignitaries, including Commissioner Paul Tagliabue, rededicate Lambeau Field at half-time of season opener. Vikings spoil day, 30-25 (Sept. 7).
- Ahman Green breaks Jim Taylor's single-season franchise rushing mark, and Ryan Longwell breaks Hutson's Packers career scoring record, at San Diego (Dec. 14).
- At Oakland (Dec. 22), Favre authors one of finest career games, throwing for 399 yards and four TDs, in Monday night win, little more than 24 hours after father's death.
- After winning seven of last nine to keep pace, Packers capitalize on miraculous Minnesota loss at Arizona, clinch last-minute playoff berth and NFC North title, with win vs. Denver (Dec. 28).



2004

- Al Harris' interception return in overtime wins NFC Wild Card playoff vs. Seattle (Jan. 4).
- Inches from NFC title game, Packers sustain heartbreaking, 20-17 overtime loss at Philadelphia (Jan. 11).
- Packers name Lee Rammel team historian (Feb. 19).
- Mark Hatley, vice president of football operations, dies suddenly of heart failure (July 26).
- Underwood announces after-tax operating profit of \$20.8 million for 2003-04 fiscal year at annual shareholders' meeting (July 28). Team's then-record financial success, derived in part from new Lambeau Field Atrium and increase in stadium capacity of more than 7,000 over prior year, ups corporation reserve fund to \$84.5 million.
- John "Red" Cochran, who served organization for 42 years as assistant coach and scout – and still was scouting for team – passes away at age 82 (Sept. 5).
- Packers clinch third straight NFC North title on last-second Longwell field goal, win at Minnesota, 34-31 (Dec. 24).
- White, who helped return glory to Tittlewood during 1990s, passes away in North Carolina (Dec. 26). Packers fly contingent of roughly 50 to funeral services, apply "92" decal to helmets.



2005

- Minnesota Vikings, swept by Packers in regular season, stun Green Bay in NFC Wild Card playoff at Lambeau Field, 31-17 (Jan. 9).
- Harlan names Ted Thompson executive vice president, general manager and director of football operations, with full authority over football decisions. Sherman becomes executive vice president and head coach (Jan. 14).
- At annual shareholders' meeting (July 27), treasurer Larry Weyers reports record \$25.4 million profit from operations during 2004-05 fiscal year. Team also establishes Packers Franchise Preservation Fund (PPFF), formerly the corporate reserve.
- Believed to be first time in broadcast history that an NFL practice is televised to national audience, Packers and Bills culminate two days of combined workouts with annual Family Night scrimmage on NFL Network (Aug. 5).
- For just fifth time in their rich history, Packers retire a uniform number, the late Reggie White's No. 92 (Sept. 18).

2006

- One day after a 23-17 win over Seattle finalizes Packers' first losing season since 1991, GM Thompson dismisses Sherman (Jan. 2).
- After thorough and exhaustive nine-day search, Thompson names Mike McCarthy the Packers' 14th head coach (Jan. 12).
- Lambeau Field hosts Frozen Tundra Classic, a collegiate hockey game in which eventual national champion Wisconsin defeats Ohio State, 4-2. Event draws 40,890, a virtual sellout and fourth-largest crowd at the time to see outdoor hockey game (Feb. 11).
- At team's quarterly board meeting, Harlan formally becomes chairman and chief executive officer and Jones becomes president and chief operating officer (May 31).



- Annual shareholders' meeting moves back to Lambeau Field; Weyers reports \$18 million profit from operations during 2005-06 fiscal year, saying Packers have moved to franchise-high seventh place in NFL team revenue rankings (July 19).
- White, a perennial All-Pro and then team's career sacks leader, becomes Packers' 21st representative in Pro Football Hall of Fame, receiving induction on first ballot (Aug. 5).

2007

- Team announces plans to celebrate 50th anniversary of Lambeau Field, NFL's longest-tenured facility. Anniversary logo is created to mark occasion with plans to feature it prominently, including on uniforms and on field (May 15).
- Executive Committee announces that John Jones, president and COO, has taken leave of absence for personal reasons (May 26).
- At team's quarterly meeting, board of directors unanimously supports move that will allow Bob Harlan, then chairman of the board, to serve as Packers' principal executive officer despite having reached mandatory retirement age of 70 (May 30).
- Executive Committee formally accepts resignation of Jones, who cites health concerns as reason for departure. Search committee for a new president and CEO, consisting of members of the Executive Committee and board of directors, is formed (July 20).
- At annual shareholders' meeting, treasurer Weyers reports \$22 million profit for 2006-07 fiscal year (July 25).
- For first time since Aug. 5, 1961, Packers hold training camp practice at City Stadium, with nearly 3,500 in attendance (July 31).
- Favre throws 421st career touchdown pass in victory at Minnesota, breaking Dan Marino's NFL career record (Sept. 30).
- Packers clinch first NFC North title and first playoff berth since 2004 with win over Oakland (Dec. 9).
- Board of directors unanimously elects Mark H. Murphy as Packers' new president and CEO. Schedule is established for Harlan to remain as chairman through end of football season, when he becomes chairman emeritus and Murphy officially assumes role as top executive (Dec. 3).
- Team historian Lee Rammel announces retirement, effective at end of calendar year, ending 62-year association with organization as a sportswriter and member of front office (Dec. 12).



2008

- GM Thompson signed to new five-year contract (Jan. 7).
- Packers overcome early 14-point deficit to defeat Seattle, 42-20, in NFC Divisional playoff at snow-covered Lambeau (Jan. 12).
- In third-coldest game in league championship history, with minus 1 temperature and minus 23 wind chill at kickoff, quest for fifth Super Bowl berth comes up agonizingly short with 23-20 overtime loss to eventual champion N.Y. Giants (Jan. 20).
- McCarthy signed to new five-year contract (Feb. 5).
- In awarding annual grants through Packers Foundation, franchise announces a comprehensive charity impact of more than \$5 million in past year (Feb. 19).
- Favre, owner of NFL career records for pass attempts, completions, yards and touchdowns at the time, and team's starting quarterback for past 253 games (275 including playoffs), announces retirement in formal press conference at Lambeau Field (March 6).
- At annual shareholders' meeting, treasurer Weyers reports \$23.4 million profit for 2007-08 fiscal year (July 24).
- Favre retires and is reinstated to roster by NFL commissioner Roger Goodell (Aug. 4), then traded to N.Y. Jets (Aug. 6).
- Aaron Rodgers becomes first quarterback other than Favre to start a Packers game since Sept. 27, 1992 (Sept. 8).



2009

- Packers select Boston College NT B.J. Raji with No. 9 overall pick in NFL Draft and trade up to select Southern California LB Clay Matthews at No. 26, first time since 1993 the Packers bring in two first-round draft choices (April 25).
- At annual shareholders' meeting, treasurer Weyers reports \$4 million profit for 2008-09 fiscal year (July 30).
- Packers dedicate renovated Nitschke Field as primary training-camp facility, welcoming overflow crowd of approximately 2,100 for first practice.
- WR Donald Driver breaks Sharpe's franchise record for career receptions (Oct. 18).
- Favre, now with Minnesota, plays first game against Green Bay (Oct. 5) and first game at Lambeau Field as member of visiting team (Nov. 1).
- Green breaks Taylor's franchise record for career rushing yards (Nov. 8).

2010

- Defense finishes season first in NFL against run for first time in team history, setting franchise record for rushing yards allowed per game. Offense sets franchise record for points in one season, surpassing 1996 Super Bowl-winning team (Jan. 3).
- In highest-scoring postseason game in NFL history, Packers fall, 51-45, in overtime at Arizona in NFC Wild Card playoff (Jan. 10).
- In awarding annual grants through Packers Foundation, franchise announces comprehensive charity impact of more than \$4 million in past year (Feb. 22).
- At annual shareholders' meeting, treasurer Weyers reports \$5.2 million profit for 2009-10 fiscal year (July 29).
- Five players are named to Pro Bowl roster for NFC (Dec. 28). After addition of three alternates later in process, Packers are represented by eight players on the all-star team, franchise's most since 1967.
- Packers win final two regular-season games to finish 2010 with 10-6 record, securing sixth and final playoff berth in NFC. The six regular-season losses come by combined 20 points, and Green Bay becomes first team since AFL-NFL merger in 1970 to not trail a game by more than seven points in an entire season.

2011

- Team opens playoffs on the road at hostile Philadelphia in Wild Card round, containing Eagles' powerful offense en route to 21-6 victory, Rodgers' first playoff win as starter (Jan. 9).
- Packers travel to Atlanta to face NFC's top-seeded Falcons just six days later for NFC Divisional matchup. Green Bay routs Atlanta by score of 48-21, second-largest margin of victory in team playoff history (Jan. 15).
- Packers complete road playoff march by making short trek to Chicago to face division-rival Bears in NFC Championship Game (Jan. 23). Just the second postseason meeting in the history of the two franchises, Packers win, 21-14, punching ticket to Super Bowl XLV in North Texas.
- In organization's fifth-ever Super Bowl appearance, Packers square off with AFC's Pittsburgh Steelers at Cowboys Stadium in Arlington, Texas (Feb. 6).
- Rodgers throws for 304 yards and three scores with no INTs, earning game MVP honors, and defense forces three turnovers, including interception return for touchdown by safety Nick Collins late in opening quarter. Fourth-down stop on Steelers' final possession seals 31-25 win and gives franchise its record 13th world championship and fourth Super Bowl title.
- On day following their return from Texas, Packers are met by more than 56,000 fans inside bowl at Lambeau Field for team's "Return to Titletown" celebration. A frigid afternoon, temperatures range in single digits with wind chills below zero (Feb. 8).
- Packers sign Thompson to multi-year contract extension to continue serving as executive vice president, general manager and director of football operations (Feb. 11).
- Packers sign McCarthy to multi-year contract extension to continue serving as team's head coach (March 4).
- Separated by bounds of ongoing labor negotiation between club owners and players, Packers are granted one-night exemption by NFL and convene to receive their Super Bowl XLV championship rings at private ceremony inside Lambeau Field Atrium (June 16).
- At annual shareholders' meeting, treasurer Weyers reports \$17.1 million profit for 2010-11 fiscal year (July 28).
- Continuing custom for reigning champions in professional sports, team travels to Washington, D.C., to tour White House and be recognized by President Barack Obama, whom they present with Packers jersey and share of franchise's common stock (Aug. 12).



- Organization announces plans for expansion project at stadium, highlighted by addition of 6,700 seats to south end of bowl and new entrance gates behind both north and south end zones. Plans also include installation of high-definition video boards and new elevator shafts on each side (Aug. 25).
- Packers start season victorious in league-opening Thursday night contest at Lambeau Field against New Orleans Saints (Sept. 8), kick-starting franchise single-season record 13-game winning streak to open 2011 campaign. Combined with six wins that closed out 2010, 19-game winning streak marks second longest in NFL history (including playoffs).
- By virtue of last-second, 38-35 victory at N.Y. Giants in Week 12, and Detroit Lions' loss to New Orleans in Sunday night contest, Packers clinch NFC North division title, franchise's first since 2007 season (Dec. 5).
- Organization announces fifth stock offering of its 92-year history, initially offering 250,000 shares at \$250 per share (Dec. 6).
- Rodgers is named NFC's Pro Bowl starter after leading offense to 560 points, third most in league history, and setting franchise records for passing yardage, touchdowns, completion percentage and yards per attempt (Dec. 27).

2012

- Coming off first-round bye, Packers fall victim to four costly turnovers and lose to Giants in NFC Divisional contest, 37-20 (Jan. 15).
- Rodgers is voted NFL's Most Valuable Player by *The Associated Press* and is presented award at NFL Honors ceremony (Feb. 4).
- In awarding annual grants through Packers Foundation, franchise announces comprehensive charity impact of more than \$6 million in past year (Feb. 21).
- Stock sale concludes after additional offering in Canada. In total, more than 268,000 shares are sold, netting organization \$67 million to put toward \$143 million stadium construction project that will include addition of 6,700 more seats, new high-definition video scoreboards and two new gates on exterior (March 1).
- At annual shareholders' meeting, treasurer Mark McMullen reports \$42.7 million profit for 2011-12 fiscal year with corporate reserves in strong position to support franchise (July 24).
- Team clinches second consecutive NFC North championship with 21-13 victory at Chicago, first back-to-back division titles for Green Bay since 2002-04 (Dec. 16).
- Three players are named to Pro Bowl, including Rodgers as NFC's starter for second consecutive season, and Matthews, who becomes first player in franchise history to earn distinction in each of his first four seasons in league (Dec. 26). Following addition of alternates, four players are ultimately chosen to represent club in annual all-star game.



2013

- Owners of No. 3 seed in NFC playoff bracket, Packers win home playoff game for first time since 2007, defeating division-rival Minnesota Vikings, 24-10, in Wild Card matchup at Lambeau Field (Jan. 5).
- Plans are announced regarding completion of final phase of 2011 renovation project. Upgrades include new on-site locations for Packers Pro Shop, restaurant and Packers Hall of Fame, in addition to enhancement of Oneida Nation Gate on east side of stadium (Jan. 8).
- In NFC Divisional contest at San Francisco, Packers fall to 49ers, 45-31 (Jan. 12).
- Former LB Dave Robinson becomes 22nd member of Packers to gain entry into Pro Football Hall of Fame after being voted in as senior candidate (Feb. 2).
- Driver retires as team's all-time leader in both receptions (743) and receiving yards (10,137) in ceremony in front of more than 1,000 fans on floor of Lambeau Field Atrium (Feb. 6).
- Organization announces long-term contract extensions for both Matthews (April 17) and Rodgers (April 26).



- At annual shareholders' meeting, treasurer Mark McMullen reports \$43.1 million profit for 2012-13 fiscal year with corporate reserves rising to \$250.6 million (July 24).
- First phase of two-phase stadium project is completed, which includes south end-zone expansion as well as sound and video upgrades. Season-ticket holders sit in new seats for first time at preseason opener vs. Arizona (Aug. 9).
- After winning three of last four games, Packers clinch playoff berth and third straight NFC North title with win at Chicago (Dec. 29).

2014

- In subzero weather, Packers face 49ers in NFC Wild Card game and fall short, 23-20, marking second year in a row San Francisco ends their season (Jan. 5).
- Veteran, award-winning journalist Cliff Christl named team historian (Feb. 4).
- Harlan Plaza rededicated after renovating front of stadium (July 9).
- New 21,500-square-foot Packers Pro Shop opens (July 17).
- At annual shareholders' meeting, treasurer Mark McMullen reports \$25.3 million profit for 2013-14 fiscal year (July 24).
- GM Thompson signs new multi-year contract (July 30).
- McCarthy signs new multi-year contract (Nov. 3).
- Legendary guard Fuzzy Thurston passes away at age 80 (Dec. 14).
- Packers are one of two teams in NFL to finish 8-0 at home during regular season and finish 12-4 overall. Team sets franchise record by winning fourth consecutive division title after victory over Detroit Lions to end regular season (Dec. 28).

2015

- With first-round bye, Packers defeat Dallas Cowboys at Lambeau Field in NFC Divisional playoffs, 26-21 (Jan. 11).
- In Seattle in NFC Championship Game, Packers outplay Seahawks much of day but home team stages stunning rally to win in overtime, 28-22 (Jan. 18).
- Rodgers earns NFL Most Valuable Player honors by AP for second time in career, becoming eighth player in NFL history to win award two or more times (Jan. 31).
- Longtime Packers organization member Lee Remmel passes away at age 90 (April 16). Associated with Packers since curly Lambeau era, he retired Dec. 31, 2007, after 62-year relationship with franchise.
- Favre is inducted into Packers Hall of Fame and sixth uniform number in team history, his No. 4, is officially retired (July 18). Lambeau Field sets out to view induction and welcome Favre back onto Lambeau Field.
- 1919 Kitchen & Tap, new Lambeau Field Atrium restaurant, opens. Inspired by local community and rich team history, gastropub is tribute to year team was organized (July 24).
- At annual shareholders' meeting, treasurer Mark McMullen reports \$29.2 million profit for 2014-15 fiscal year (July 28).
- Former Executive Vice President and General Manager Ron Wolf inducted into Pro Football Hall of Fame as contributor candidate (Aug. 8).
- Plans announced for Titledown, destination area to be created on approximately 34 acres of land west of Lambeau Field (Aug. 20). Targeted completion is set for Fall 2017.
- New Packers Hall of Fame officially opens (Aug. 21).
- K Mason Crosby becomes Packers' all-time leading scorer, surpassing Longwell, against Seattle (Sept. 20).
- Former head coach Lindy Infante passes away at 75 (Oct. 8).
- During halftime ceremonies, Wolf's name is unveiled next to fellow Pro Football Hall of Famers on Lambeau Field's east facade (Nov. 15) and Favre's retired No. 4 is unveiled on stadium's north facade (Nov. 26).

2016

- As No. 5 seed, Packers win, 35-18, in NFC Wild Card game over Washington (Jan. 10) before falling, 26-20, in overtime to No. 2 seed Arizona Cardinals in Divisional round in Glendale, Ariz. (Jan. 16).
- Hinterland breaks ground on its new home as part of Titledown development to west of Lambeau Field (June 16).
- At annual shareholders' meeting, treasurer Mark McMullen reports \$48.9 million profit for 2015-16 fiscal year (July 21).
- Favre becomes 24th member of Packers inducted into Pro Football Hall of Fame (Aug. 6).
- Lambeau Field hosts Lambeau Field College Classic, presented by Carmex, between LSU Tigers and Wisconsin Badgers (Sept. 3).
- Bellin Health and Packers break ground on Bellin Health Sports Medicine Clinic in Titledown District (Oct. 6).
- Packers and Johnsonville announce plans for Johnsonville Tailgate Village to open prior to 2017 season (Oct. 12).



2017

- Packers capture fifth NFC North title in last six years by beating Detroit Lions in Week 17 (Jan. 1).
- With franchise-record eight consecutive playoff berths and as No. 4 seed, Packers take down N.Y. Giants, 38-13, at Lambeau Field (Jan. 8), travel to Dallas for Divisional game and beat Cowboys, 34-31, with Mason Crosby 51-yard FG as time expires (Jan. 15). Atlanta Falcons host NFC Championship Game and give Packers a 44-21 loss to end season (Jan. 22).
- Judge Robert J. Parins, former Packers president, passes away at 98 (May 27).
- Billy Joel plays concert at Lambeau Field (June 17).
- At annual shareholders' meeting, treasurer Mark McMullen reports \$72.8 million profit for 2016-17 fiscal year (July 24).
- Packers announce Lambeau Field to host Notre Dame-Wisconsin game in 2020 (Aug. 14).
- Titledown's park, which includes plaza, activity area, playground and sports field, opens (Sept. 15), followed by ice-skating rink, 46 Below bistro and Rockwood Terrace (Nov. 30) and Ariens Hill tubing hill (Dec. 21).
- Packers and Microsoft Corp. announce launch of TitledownTech, one-of-a-kind partnership between the two organizations aimed at boosting economic expansion in Wisconsin's Fox River Valley and beyond by bringing world-class digital innovations and expertise to Green Bay (Oct. 19).
- Packers finish 2017 campaign with 7-9 record, just third losing season in Green Bay in last 26 seasons (Dec. 31).


2018

- Packers announce Ted Thompson will transition to role as senior advisor to football operations (Jan. 2).
- Brian Gutekunst is named 10th general manager of Packers and Russ Ball is promoted to executive vice president/director of football operations (Jan. 8).
- Packers promote Ed Policy to chief operating officer and general counsel (Jan. 17).
- Packers launch "100 Seasons" to celebrate team's 100th season of football, with festivities and special programming planned until team's birthday on Aug. 11, 2019 (April 9).
- At annual shareholders' meeting, treasurer Mark McMullen reports \$38.6 million profit for 2017-18 fiscal year (July 24).
- Former G Jerry Kramer is inducted into Pro Football Hall of Fame as senior candidate (Aug. 4).
- Rodgers signs contract extension (Aug. 29).
- Packers announce Phase 2 of Titledown development to include 220 residences, four- to five-story office building and additional development including retail, food and beverage and entertainment. (Oct. 3)
- Pro Football Hall of Fame fullback Jim Taylor passes away at age 83 (Oct. 13).
- Following 20-17 loss to Arizona, President and CEO Mark Murphy announces Packers have parted ways with Mike McCarthy (Dec. 2). Offensive coordinator Joe Philbin takes over as interim head coach.
- Packers finish 2018 season with 6-9-1 record, just fourth losing season in Green Bay in last 26 seasons (Dec. 30).

2019

- Matt LaFleur named team's 15th head coach (Jan. 8).
- Pro Football Hall of Fame tackle and former Packers head coach Forrest Gregg passes away at age 85 (April 12).
- Pro Football Hall of Fame quarterback and former Packers head coach Bart Starr passes away at age 85 (May 26).
- Paul McCartney performs in front of sold-out crowd at Lambeau Field (June 8).
- At annual shareholders' meeting, treasurer Michael Simmer reports \$724,000 profit for 2018-19 fiscal year (July 24).
- Packers welcome Houston Texans for joint training-camp practices on Aug. 5-6 ahead of preseason matchup between the two teams, first time since 2005 that Packers host another team for practices during training camp.
- Organization celebrates Packers' 100th birthday with public festivities in Lambeau Field Atrium, capping team's "100 Seasons" campaign honoring centennial season (Aug. 11).
- Titledown welcomes The Turn, a dining and entertainment experience offering Topgolf's Swing Suite, as well as innovative Associated Bank branch, as part of development (September).
- Packers kick off NFL's 100th season with 10-3 victory at Chicago (Sept. 5).
- Packers honor Starr with weekend celebration in conjunction with team's home opener against Minnesota Vikings and annual Alumni Weekend (Sept. 12).
- TitledownTech introduces several major new limited partners in TitledownTech Venture Fund, bringing fund total to \$25 million.
- Green Bay Packers Foundation distributes \$1 million in annual grants, reaching annual total of \$2.05 million, part of total Packers charity impact in excess of \$9 million in past year (Dec. 4).
- Packers capture team's first NFC North title since 2016 with 23-10 win at Minnesota (Dec. 23).





2020

- Packers defeat Seattle Seahawks, 28-23, in Divisional playoffs at Lambeau Field (Jan. 12) to advance to face San Francisco 49ers in NFC Championship Game, where they are defeated, 37-20 (Jan. 19).
- Safety Bobby Dillon elected to Pro Football Hall of Fame (Jan. 15).
- Pro Football Hall of Fame safety Willie Wood passes away at age 83 (Feb. 3).
- Due to COVID-19 pandemic, Lambeau Field and Tittletown are closed to public to prevent further spread of disease. Packers and Tittletown staff begin working from home (March 13).
- Packers Give Back establishes \$1.5 million COVID-19 Community Relief Fund to distribute grants to nonprofit organizations assisting those impacted by pandemic.
- Pro Football Hall of Fame defensive end Willie Davis passes away at age 85 (April 15).
- Tittletown's first residents move into townhomes located in development west of Lambeau Field (June).
- Packers announce June 19, in observance of Juneteenth, commemoration of the end of slavery, will be annual observance for organization (June 17).
- Packers announce team will not use St. Norbert College for training camp due to COVID-19. The college had hosted Packers for training camp since 1958 (July 1).
- Due to COVID-19, Packers announce there will be no fans in attendance at 2020 training camp, Packers Family Night and any home preseason games (July 15), and announce there will be no fan attendance at first two regular-season games (Aug. 6), and later announce indefinite hold on hosting fans (Oct. 6).
- At annual shareholders' meeting, held virtually, treasurer Michael Simmer reports \$70.3 million profit for 2019-20 fiscal year (July 23).
- Team announces it will pay tribute to Willie Davis by wearing No. 87 decal on helmets for entire 2020 season (Sept. 13).
- Packers donate total of \$500,000 in grants to social-justice causes, with two \$125,000 grants directed by the players, to nonprofit groups that are effecting meaningful change in areas of racism, oppression, injustice and inequality.
- Pro Football Hall of Fame cornerback Herb Adderley passes away at age 81 (Oct. 30). Pro Football Hall of Fame halfback Paul Hornung passes away at age 84 (Nov. 13).
- Packers join with Milwaukee Brewers, Milwaukee Bucks and Microsoft to form Equity League, a new impact investment division of venture capital fund TittletownTech, to bring access and equity to minority founders and social-impact startups. (Dec. 15).
- Packers welcome and recognize frontline healthcare workers and first responders as invited guests vs. Carolina Panthers (Dec. 19).

2021

- Former Executive Vice President, General Manager and Director of Football Operations Ted Thompson passes away following an illness at age 68 (Jan. 20).
- With limited season-ticket holders in attendance for first time on the season, Packers defeat L.A. Rams, 32-18, in Divisional playoffs at Lambeau Field (Jan. 16) to advance and host Tampa Bay Buccaneers in NFC Championship Game, where they are defeated, 31-26 (Jan. 24).
- Cornerback/safety Charles Woodson elected to Pro Football Hall of Fame (Feb. 6).
- Packers announce Lambeau Field will host community COVID-19 vaccination site (March 12).
- Team announces fans will return to Lambeau Field for upcoming season for games and events (June 10).
- Packers announce Lambeau Field will host rescheduled Notre Dame-Wisconsin game on Sept. 5, 2026 (June 7).
- At annual shareholders' meeting, treasurer Michael Simmer reports \$38.8 million operating loss and \$61 million net income for 2020-21 fiscal year (July 26).



- Tittletown hosts ribbon-cutting for Phase 2 Park space on west side of development (Aug. 10), welcomes first residents at TittletownFlats (Nov. 1) and opens U.S. Venture Center office building (Nov. 4).
- Packers unveil new third uniform celebrating 1950s era (Aug. 19).
- Packers announce sixth stock sale in organization's history will commence (Nov. 16).
- Packers team historian Cliff Christl authors four-volume book "The Greatest Story in Sports," recounting the team's first 100 years, with rare photos and never-before-told stories (Dec. 8).

2022

- Packers are NFC North division champions for third straight season, earn a bye to face San Francisco 49ers in Divisional playoffs, where they are defeated, 13-10, at Lambeau Field (Jan. 22).
- Safety LeRoy Butler elected to Pro Football Hall of Fame (Feb. 12).
- Organization's sixth stock sale ends, raising approximately \$64.7 million and adding more than 177,000 new shareholders (Feb. 25).
- Exhibition match between European soccer clubs FC Bayern Munich and Manchester City takes place at Lambeau Field in front of sold-out crowd, the first-ever soccer match to be played at the historic American football stadium, with Manchester City winning, 1-0. (July 23).
- At annual shareholders' meeting, treasurer Michael Simmer reports \$77.2 million operating profit and \$61.6 million net income for 2021-22 fiscal year (July 25).
- Packers face New York Giants at London's Tottenham Hotspur Stadium, Green Bay's first international regular-season game. Giants defeat Packers, 27-22 (Oct. 9).

2023

- Packers fall short of postseason with 8-9 record, marking just fifth losing season in Green Bay in last 30 seasons (Jan. 8).
- Packers hire Erin Roberge, first female full-time athletic trainer in franchise history (Jan. 12).
- Packers and Bellin Health announce they are partnering to donate 80 AEDs to nonprofits and organizations in need, along with proper training for the units, following Buffalo Bills safety Damar Hamlin's cardiac emergency (Jan. 18).
- NFL announces Packers and greater Green Bay are selected to host 2025 NFL Draft (May 22).
- At annual shareholders' meeting, treasurer Michael Simmer reports \$68.6 million operating profit and \$35.6 million net income for 2022-23 fiscal year (July 24).
- NFL Commissioner Roger Goodell visits training camp and speaks at press conference regarding Green Bay hosting 2025 NFL Draft (Aug. 14), with NFL later announcing the event will take place April 24-26, 2025 (Nov. 6).
- Lambeau Field completes work on technology upgrades, including new video boards in north and south end zones, new auxiliary video displays in the bowl and 60 concourse LED displays (Aug. 15).
- Green Bay Packers Foundation distributes record \$1.5 million in annual grants to 321 civic and charitable groups throughout Wisconsin, part of total Packers charity impact of \$11 million in past year (Nov. 20).

2024

- Packers defeat Bears, 17-9, in 2023 regular-season finale at Lambeau Field (Jan. 7) to earn playoff berth and advance to face Dallas Cowboys in Wild Card round, where they beat Cowboys, 48-32, in Dallas (Jan. 14).
- Packers travel to San Francisco for Divisional round and lose, 24-21, to 49ers (Jan. 20).
- Packers announce details for search process for organization's next leader as current president/CEO Mark Murphy is set to retire in July 2025 at mandatory retirement age of 70 (Feb. 7).
- NFL announces Packers will face Philadelphia Eagles in São Paulo, Brazil, at Corinthians Arena on Friday, Sept. 6, 2024, the first-ever NFL regular-season game in South America (April 10).

EARL LOUIS "CURLY" LAMBEAU



Curly Lambeau, a native of Green Bay who first made a name for himself as a star football player at Green Bay East High School, was the guiding force behind the creation of the Green Bay Packers and their improbable survival in the National Football League. Maybe Lambeau's senior class prophecy best explains why he was able to not only persevere but also succeed beyond anyone else's dreams:

"When I get thru (sic) with athletics I'm going out and conquer the rest of the world," Lambeau proclaimed in his school annual.

After graduating from East in 1917, Lambeau waited a year before enrolling at the University of Notre Dame, where he started at fullback as a freshman on Knute Rockne's first team. Shortly after the season ended, Lambeau dropped out of school, fell ill with tonsillitis and

eventually returned to Green Bay, where he took a job with the Indian Packing Co.

As fall approached, Lambeau's only real option for continuing his football pursuits was to join a citywide team, something Green Bay had fielded off and on going back to 1895. Together with George Whitney Calhoun, city editor at the *Green Bay Press-Gazette* who had managed the 1918 city team, he took a lead role in organizing a new, more formidable one.

The first meeting was held on Aug. 11, 1919. The second was held on Aug. 14, where Lambeau was named captain and Calhoun, manager. Lambeau was 21 years old at the time, and most of his teammates were like him — young former standouts at either East or West high school.

Indian Packing sponsored the semipro team, and to no one's surprise, Lambeau turned out to be its first star, leading the Packers to a 10-1 record against an independent schedule. In 1920, the Packers again played mostly teams from other Wisconsin and Upper Michigan towns, and Lambeau led them to a 9-1-1 record.

Following the 1920 season, Acme Packing Co. of Chicago purchased Indian Packing, and Lambeau persuaded John and J. Emmett Clair, who were running the plant in Green Bay, to pursue a franchise in what was then the year-old American Professional Football Association. The Clairs agreed and Acme was awarded a franchise on Aug. 27, 1921.

From the beginning, thanks in large part to Lambeau's prowess as a passer and all-around back, the Packers were competitive on the field even against the league's best. In the Packers' first league game, Lambeau led a come-from-behind, 7-6 victory over the Minneapolis Marines. The biggest play was a late pass to Buff Wagner that set up the winning touchdown.

In 1922, the APFA became the NFL, and the Packers continued to lure better players — some from big-time college programs, some with pro experience — and steadily improved.

They were 3-2-1 the first year. In their third year, they climbed to 7-2-1. In 1929, they compiled a 12-0-1 record, still the best in Packers history, and won their first of three straight NFL championships.

The Packers faced a greater struggle off the field trying to survive financially, but Lambeau nurtured the franchise in some of those areas, as well. Both charming and persistent, he was a persuasive recruiter at a time when there was no college draft and all players were free to sign with any team. It also helped that he had a keen eye for talent.

One of only six NFL coaches to win 200 or more regular-season games, he also won a record six NFL championships, tying him with George Halas of the Chicago Bears and Bill Belichick of the New England Patriots.

The three straight titles from 1929-31 were decided by the final standings. Under the NFL's playoff system, adopted in 1933, Lambeau won three more in 1936, 1939 and 1944. To this day, more than 90 years later, only twice have teams won three straight NFL crowns: Lambeau's Packers and Vince Lombardi's 1965-67 Packers.

Six of Lambeau's players also have been inducted into the Pro Football Hall of Fame: Cal Hubbard, Mike Michalske, Johnny "Blood" McNally, Arnie Herber, Don Hutson and Tony Canadeo.

Even though Green Bay was the NFL's smallest city from the start, Lambeau endured only one losing season from 1921-47. The Packers finished 5-7-1 in 1933.

But the end was a bitter pill for Lambeau to swallow. After the great Don Hutson retired following the 1945 season, the troubles and rancor within the organization grew exponentially.

The 1946 purchase of Rockwood Lodge, a training quarters located 15 miles northeast of Green Bay, was draining the franchise financially. City Stadium, the Packers' home field since 1925, was structurally and economically obsolete.

Lambeau stubbornly resisted switching from his Notre Dame Box offense to a variation of the T-formation until 1947. He was spending his offseasons in California as pro football was becoming more of a year-round business, something that had become a sore point with the franchise's board of directors. "Lambeau's gone Hollywood," groused board members and fans alike.

On top of it all, there was a new league to contend with, the All-America Football Conference. The price of draft picks and veteran players was shooting skyward as the Packers' finances were dwindling.

In 1948, Green Bay finished with a losing record, 3-9, for only the second time in 28 years. The 1949 season was worse. Lambeau decided to play more of an advisory role and coach from the press box following an opening-day loss to the Chicago Bears, and the Packers dropped to 2-10. They also were forced to play an intrasquad game on Thanksgiving Day to raise enough money to hit the road for their final three games.

The discontent grew. Before the end of the season there was a movement afoot among Lambeau's enemies on the board to oust him as coach and general manager. He survived a contentious meeting on Nov. 30, 1949, where his future was debated for nearly four hours. But he was losing his power struggle.

On Feb. 1, 1950, Lambeau resigned to become coach of the Chicago Cardinals. In less than two seasons with the Cardinals and two others with the Washington Redskins (1952-53), his record was 17-28-1.

Lambeau died of a heart attack on June 1, 1965, at the age of 67. He was inducted into the Pro Football Hall of Fame as a charter member in 1963.

LAMBEAU AT A GLANCE ...

- Born April 9, 1898, in Green Bay. His father, Marcel, helped with the construction of both the Indian Packing Co. and the fence and bleachers at Hagemeister Park.
- In the fall of 1917, Lambeau planned to play at the University of Wisconsin and the school was anticipating that he'd be a key member of the freshman team, but he never practiced or enrolled at the school.
- In his one season at the University of Notre Dame, Lambeau started in the same backfield as George Gipp.
- From 1919-21, at the same time he was shepherding and playing for the early Packers, Lambeau coached Green Bay East High School. His star player was Jim Crowley, who later coached Vince Lombardi at Fordham University after gaining fame as one of Notre Dame's "Four Horsemen."
- The only coaches in NFL history who have won more regular-season games than Lambeau are Don Shula, George Halas, Bill Belichick, Tom Landry and Andy Reid.
- The only coaches in NFL history to win as many championships as Lambeau are Halas and Belichick. They each won six.

LAMBEAU'S NATIONAL FOOTBALL LEAGUE CAREER

Year	PLAYING RECORD	—Touchdowns—						
		G	Ru	Pa	Rec	PT	EG	Pts
1921	Green Bay	6	2	1	0	7	3	28
1922	Green Bay	8	3	2	0	3	1	*30
1923	Green Bay	10	1	3	2	0	0	18
1924	Green Bay	11	0	8	1	0	1	**10
1925	Green Bay	11	0	5	0	5	1	8
1926	Green Bay	12	0	3	0	4	0	4
1927	Green Bay	10	2	1	0	0	0	12
1928	Green Bay	8	0	1	0	0	0	0
1929	Green Bay#	12	0	0	0	0	0	0
Totals (nine years)	117	8	24	3	19	6	110	

*—includes one return touchdown **—includes one extra-point score

Year	COACHING	W	L	T	Pct	Finish	Playoffs
1921	Green Bay	3	2	1	.600	16-National Football League	-
1922	Green Bay	4	3	3	.571	17-National Football League	-
1923	Green Bay	7	2	1	.778	3-National Football League	-
1924	Green Bay	7	4	0	.636	6-National Football League	-
1925	Green Bay	8	5	0	.615	9-National Football League	-
1926	Green Bay	7	3	3	.700	5-National Football League	-
1927	Green Bay	7	2	1	.778	2-National Football League	-
1928	Green Bay	6	4	3	.600	4-National Football League	-
1929	Green Bay#	12	0	1	1.000	1-National Football League	-
1930	Green Bay#	10	3	1	.769	1-National Football League	-
1931	Green Bay#	12	2	0	.857	1-National Football League	-
1932	Green Bay	10	3	1	.769	2-National Football League	-
1933	Green Bay	5	7	1	.417	3-NFL Western Division	-
1934	Green Bay	7	6	0	.538	3-NFL Western Division	-
1935	Green Bay	8	4	0	.667	2-NFL Western Division	-
1936	Green Bay#	10	1	1	.909	1-NFL Western Division	1-0
1937	Green Bay	7	4	0	.636	2-NFL Western Division	-
1938	Green Bay	8	3	0	.727	1-NFL Western Division	0-1
1939	Green Bay#	9	2	0	.818	1-NFL Western Division	1-0
1940	Green Bay	6	4	1	.600	2-NFL Western Division	-
1941	Green Bay	10	1	0	.909	T1-NFL Western Division	0-1
1942	Green Bay	8	2	1	.636	2-NFL Western Division	-
1943	Green Bay	7	2	1	.778	2-NFL Western Division	-
1944	Green Bay#	8	2	0	.800	1-NFL Western Division	1-0
1945	Green Bay	6	4	0	.600	3-NFL Western Division	-
1946	Green Bay	6	5	0	.545	3-NFL Western Division	-
1947	Green Bay	6	5	1	.545	3-NFL Western Division	-
1948	Green Bay	3	9	0	.250	4-NFL Western Division	-
1949	Green Bay	2	10	0	.167	5-NFL Western Division	-
1950	Chi. Cardinals	5	7	0	.417	5-NFL American Conference	-
1951	Chi. Cardinals	2	8	0	.200	6-NFL American Conference	-
1952	Washington	4	8	0	.333	15-NFL American Conference	-
1953	Washington	6	5	1	.545	3-NFL Eastern Conference	-
Totals (33 years)		226	132	22	.631		3-2
Green Bay (29 years)		209	104	21	.668		3-2

#—Won NFL championship

DONALD MONTGOMERY HUTSON

There's no better testament to Don Hutson's dominance in pro football than the 1946 National Football League Record and Rules Manual. Nearly a full page was devoted to the 19 league records Hutson held when he retired following the 1945 season. At the time, he held eight career records, four single-season records, one game record and six miscellaneous records.

Hutson not only held those benchmarks, he literally obliterated the previous records in the process.

He was the NFL's all-time leading scorer with 825 points. Future Pro Football Hall of Fame halfback Ken Strong was second with 422. Hutson's 105 career touchdowns comprised another of his scoring records. Former Packers halfback Verne Lewellen was second with 50.

Hutson was the NFL's all-time leading receiver with 488 receptions. Jim Benton was next with 190. Hutson also held the record for most receiving yards with 7,991. Again, Benton was second with 3,309 yards, or not even half of Hutson's total.

No player before or since has statistically dominated the game the way Hutson did from 1935 to 1945.

A native of Pine Bluff, Ark., and a product of the University of Alabama, Hutson signed with the Packers in February 1935. That was the year before the first NFL draft and Hutson was free to sign with any team in the league.

The story often told by Curly Lambeau was that he scouted Hutson in the Rose Bowl and that the Alabama star signed two contracts — one with the Packers and another with John "Shipwreck" Kelly, a minority owner of the Brooklyn Dodgers — and league president Joe Carr awarded him to Green Bay based on the postmarks on the two envelopes mailed to his office. Lambeau wasn't at the Rose Bowl and the NFL office has no record of Brooklyn submitting a second contract, so only Lambeau and Hutson would have known if there was any truth to the story.

But what's beyond doubt is that Hutson couldn't have landed with a team more suited to his skills. The Packers under Lambeau were pro football's pioneers of the forward pass.

They only became more prolific with Hutson, and more successful. They had won three NFL championships before Hutson's arrival and they would win three more during his 11-year career.

Hutson set the tone in what essentially served as his coming-out party. On the first offensive play of his second pro game, he ran a fly pattern and caught an 83-yard touchdown pass from Arnie Herber as the Packers beat the rival Bears, 7-0.

Hutson would go on to lead the NFL in receptions eight times and in receiving yards seven times. He would lead it in scoring five times. He was named the league's official MVP in 1941 and 1942. He was named to either the official NFL or The

Associated Press all-pro team, or both, nine times.

Teammates and opponents alike were in awe of his abilities as a pass receiver. In 2000, Bernie Scherer, another of the Packers' ends from 1936 to 1938, said, "Don Hutson was the Jerry Rice of his era."

"He was the best I've ever seen. I don't like to compare players then with players now. But he was head and shoulders above the ones in that era," said Bulldog Turner, legendary center and linebacker for the Chicago Bears.

The rules of the game for most of Hutson's career forced players to play both offense and defense. For that reason, most ends were tall and strapping, or short and stocky. They had to be formidable blockers and play defensive end in a seven-man front.

Hutson was no different, at least until near the end of his career.

He normally lined up a yard from the left tackle in the Packers' Notre Dame Box offense, although Lambeau would put in special plays and split him out at times. Defensively, Hutson, at 6 feet, 1 inch tall and 183 pounds, played on the line for most of his first four seasons.

As a result, he was a liability as both a blocker and defender.

But he was a nonpareil as a receiver.

That's why his legacy has stood the test of time. Along with dominating the game as a receiver, he revolutionized the position. He was a specialist and a playmaker when that meant he was one-of-a-kind, not one of many.

Starting in 1939, when the Packers added blocking back-defensive end Larry Craig, Hutson also was able to move into the secondary on defense. Over his final six seasons, he intercepted 30 passes. Hutson also kicked extra points from 1940 to 1945.

Upon retirement, his No. 14 was the first retired by the Packers, and he also was one of the Pro Football Hall of Fame's charter inductees.

Donald Montgomery Hutson, born on Jan. 31, 1913, in Pine Bluff, Ark., died on

June 26, 1997, at the age of 84.



HUTSON AT A GLANCE ...

- Hutson was the first Packers player to have his number retired. His No. 14 was retired in 1951. He also was a charter inductee in the Pro Football Hall of Fame in 1963 and in the Packers Hall of Fame in 1970.
- When Hutson played, he was listed as an end. To call him a wide receiver would be a misnomer. While he might have been a forerunner of today's wideouts, he normally lined up a yard from the left tackle in Curly Lambeau's Notre Dame Box offense.
- Hutson benefited greatly when the Packers added Larry Craig in 1939. Up to that point, Hutson had to double as an offensive and defensive end at 6 feet, 1 inch tall and 183 pounds. Craig, whose nickname was "Superman," played blocking back on offense and shifted to end on defense, allowing Hutson to move into the secondary and take less of a beating.
- While Hutson has been credited with running anywhere from 9.5 to 9.7 in the 100-yard dash, he was actually described as having "deceptive speed" during his pro career and probably ran closer to a 10-flat. As a senior, he finished second in the 220-yard dash in the Southeastern Conference meet, but he never placed in the top three in the 100. Jesse Owens' winning time in the 100 in the 1935 NCAA Track & Field Championships was 9.8.
- Hutson averaged 60 catches and 951 yards in the four seasons from 1942 to 1945, when hundreds of other NFL players were away at war, compared to averages of 39 receptions and 642 yards in his other eight seasons.

DON HUTSON'S PRO STATISTICS

Year	Team	GP	RECEIVING					RUSHING				INTERCEPTIONS			TOTAL	
			No	Yds	Avg	LG	TD	No	Yds	Avg	TD	No	Yds	TD	TD	
1935	Green Bay	9	18	420	23.3	83†	*6	6	22	3.7	0	-	-	0	*7	
1936	Green Bay	12	*34	*536	15.8	58†	*8	1	-3	-3.0	0	-	-	0	*9	
1937	Green Bay	11	*41	552	13.5	78†	*7	14	26	1.9	0	-	-	0	*7	
1938	Green Bay	10	32	*548	17.1	54	*9	3	-1	-0.3	0	-	-	0	*9	
1939	Green Bay	11	*43	*846	24.9	92†	6	5	26	5.2	0	-	-	0	6	
1940	Green Bay	11	*45	664	14.8	36†	*7	0	0	0.0	0	*6	24	0	7	
1941	Green Bay	11	*58	*738	12.7	45†	*10	4	22	5.5	2	1	32	0	*12	
1942	Green Bay	11	*74	*1,211	16.4	73†	*17	3	4	1.3	0	7	71	0	*17	
1943	Green Bay	10	*47	*776	16.5	79†	*11	6	41	6.8	0	8	*197	1	*12	
1944	Green Bay	10	*58	*866	14.9	55†	*9	12	87	7.3	0	4	50	0	*9	
1945	Green Bay	10	*47	834	17.7	75†	9	8	60	7.5	1	4	15	0	10	
Totals (11 years)		116	488	7,991	16.4	92†	99	62	284	4.6	3	30	389	1	105	

*Led NFL

Completed 1 of 11 passes (9.1 percent) for 38 yards, 1 TD and 2 INT; returned 5 kickoffs for 45 yards; scored 823 points (including 7 for 17 on FG attempts and 172 for 183 on PAT attempts).



VINCENT THOMAS LOMBARDI

Nearly five decades after his death, Vince Lombardi remains one of the most recognizable sports figures of all time.

His name graces the Super Bowl trophy. His likeness can be seen in a 14-foot statue at Lambeau Field. A flamboyant and captivating figure, he has been the subject of a Broadway play, an HBO documentary and a best-selling biography.

In his nine seasons as head coach of the Packers, Lombardi won five NFL championships, including victories in Super Bowls I and II. His regular-season record of 89-29-4 calculates to a remarkable .754 winning percentage, and his postseason record was an even more remarkable 9-1.

And yet, Lombardi's name wasn't always so recognizable.

On Dec. 17, 1958, Ray "Scooter" McLean resigned under fire following a 1-10-1 season, the worst in Packers history. The search to replace him took exactly six weeks. At the time, Lombardi had been running the New York Giants' offense for five years. During that period, the Giants had won the 1956 NFL championship and lost the memorable 1958 title game to the Baltimore Colts in overtime. But Lombardi's title was simply backfield coach, and he wasn't well known outside NFL circles.

What's more, Lombardi had never been a head coach anywhere but St. Cecilia High School in New Jersey.

He certainly wasn't a household name in Green Bay. So when club president Dominic Olejniczak recommended him to the executive committee, member John Torinus replied, "Who the hell is Vince Lombardi?"

So did many fans. But it didn't take long to find out.

Olejniczak announced at 3 p.m. on Jan. 28, 1959, at a press conference at the Hotel Northland, that Lombardi had accepted a five-year contract as coach and general manager. Lombardi arrived in Green Bay on Feb. 2 and was introduced at a press luncheon at the Northland the next day.

It was there that he declared, "I want it understood that I'm in complete command." Just as emphatically, he also stressed, "I've never been associated with a loser and I don't expect to be now."

The Packers' board of directors officially followed through on its promises to Lombardi at an April 28 meeting when it reduced the executive committee from 13 to seven members and streamlined the administrative operation.

By then, Lombardi was well on his way to changing the culture of the organization and making a lasting impression on his players. That first offseason, he and his assistants spent countless hours watching film of the previous year's games. He summoned players for individual and small-group meetings, one of which led to the trade of the team's biggest star, receiver Billy Howton.

Lombardi ordered walls to be knocked down and carved out a nice office for himself as part of a remodeling project at the team's office building on Washington Street. He settled on retaining St. Norbert College as the team's headquarters for training camp. He changed the uniforms to a design that, for the most part, is still in use today.

Lombardi's offense was basic and methodical. His signature play was the Power Sweep, now often referred to as the Lombardi Sweep. It consisted of the halfback – normally Paul Hornung for much of Lombardi's time in Green Bay – following pulling guards Jerry Kramer and Fuzzy Thurston.

Lombardi was famous for his pursuit of perfection, often dedicating long hours of film study or practice to just one element of one play.

His first season was a stunning success. He used many of the same players from that 1-10-1 team of 1958 and finished 7-5 in 1959, winning unanimous coach of the year honors. His first game was a 9-6 victory over the Chicago Bears in City Stadium – later renamed Lambeau Field – and when it was over, the players carried their coach off the field in triumph.

In 1960, the Packers won the Western Conference title, going 8-4. That brought Lombardi to his first NFL Championship Game, which the Packers lost, 17-13, to the Eagles at Franklin Field.

It didn't take long for Lombardi to earn redemption, however. In 1961, after an 11-3 season, the Packers demolished his former team, the Giants, 37-0, winning the team's first title since 1944.

His teams went on to capture four more NFL crowns, in 1962, 1965, 1966 and 1967. Green Bay also won the first two Super Bowls after the 1966 and 1967 titles, respectively. In Lombardi's final game as Green Bay head coach, the Packers defeated Oakland, 33-14, in Super Bowl II at the Orange Bowl in Miami.

But the Packers' 1967 season isn't remembered for that Super Bowl. Instead, the 1967 campaign is remembered for the NFL title game against Dallas, perhaps the most famous game in football history, now commonly referred to as the "Ice Bowl." The Lambeau Field temperature at kickoff that day (Dec. 31, 1967) was minus 13, with the wind chill dipping to minus 46.

Lombardi had heating coils installed underneath the Lambeau Field turf prior to the season and had proudly showed them off the day before the game. But on a day when they were clearly needed, they didn't work and it wasn't because of an electrical problem. Moisture had built up

overnight under a tarp and started turning to ice soon after the tarp was removed. Consequently, the thermostat couldn't be cranked up high enough to deal with the severe conditions.

With 13 seconds left, Bart Starr's 1-yard touchdown plunge gave the Packers a come-from-behind 21-17 victory.

Lombardi retired as head coach after the season, but retained his general manager's duties for one more year.

Ultimately, Lombardi was bored being "out of action" and in 1969 accepted the head-coaching position with the Washington Redskins, a franchise that hadn't had a winning season in 13 years. In Lombardi's first and only season in Washington, the team went 7-5-2.

Shortly after Lombardi's 1970 death, before Super Bowl V, commissioner Pete Rozelle made what remains arguably the greatest tribute in league history, naming the Super Bowl championship trophy the Vince Lombardi Trophy.

In August 2003, before the rededication of a renovated Lambeau Field, the Packers unveiled statues of Lombardi and team founder Curly Lambeau in what is now the Robert E. Harlan Plaza outside the Lambeau Field Atrium. Each statue is 14 feet high atop a four-foot base and two-foot steps.

Lombardi was named head coach of the Packers when he was 45 years old. Along with serving as an assistant with the New York Giants, he also had been a college assistant at Fordham and Army. He also played collegiately at Fordham, where he was a member of the legendary "Seven Blocks of Granite."

Perhaps the most famous quote commonly attributed to Lombardi wasn't even his own. Legendary actor John Wayne uttered the phrase "Winning isn't everything, it's the only thing!" in a 1953 film called *Trouble Along the Way*.

Vincent Thomas Lombardi, born June 11, 1913, in Brooklyn, N.Y., died of cancer on Sept. 3, 1970, at the age of 57.

LOMBARDI AT A GLANCE ...

- Born June 11, 1913. Grew up in the Sheepshead Bay neighborhood of Brooklyn.
- Hoped to become a priest and enrolled at Cathedral College of the Immaculate Conception following eighth grade. Four years later, Lombardi transferred to Brooklyn's St. Francis Prep, where he played one season of high school football.
- Enrolled at Fordham University in the fall of 1933, where he played under Jim Crowley, who had played high school football at Green Bay East under Curly Lambeau. As a senior in 1936, Lombardi started at right guard on Fordham's celebrated "Seven Blocks of Granite" front line.
- Wellington Mara, late owner of the New York Giants and member of the Pro Football Hall of Fame, was a classmate at Fordham. They graduated together in the spring of 1937.
- After Fordham, Lombardi played some pro ball for the Brooklyn Eagles and some semipro football for the Wilmington Clippers. He enrolled in Fordham's law school in 1938, but lasted only a semester.
- Accepted a teaching position at St. Cecilia High School in Englewood, N.J., in the fall of 1939. Got the job when former Fordham teammate and new football coach Andrew Palau asked him to be his line coach. Lombardi's starting salary was \$1,700. He also coached basketball, and taught physics, chemistry and Latin.
- Became head football coach at St. Cecilia in 1942. In five seasons with the Saints, his teams compiled a 32-game unbeaten streak, including a 25-game winning streak.
- Coached as an assistant at Fordham (1946-48) and at Army (the United States Military Academy) under legendary Earl "Red" Blaik from 1949-53. Was backfield coach of the New York Giants from 1954-58.
- Carried off the field at least five times by his players. The first time was his first game with the Packers, the 1959 opener against Chicago; the last time was his last game, Super Bowl II.

Year	COACHING	W	L	T	Pct	Finish	Playoffs
1959	Green Bay	7	5	0	.583	3-NFL Western Conference	-
1960	Green Bay	8	4	0	.667	1-NFL Western Conference	0-1
1961	Green Bay#	11	3	0	.786	1-NFL Western Conference	1-0
1962	Green Bay#	13	1	0	.929	1-NFL Western Conference	1-0
1963	Green Bay	11	2	1	.846	2-NFL Western Conference	-
1964	Green Bay	8	5	1	.615	2-NFL Western Conference	-
1965	Green Bay#	10	3	1	.769	1-NFL Western Conference	2-0
1966	Green Bay#	12	2	0	.857	1-NFL Western Conference	2-0
1967	Green Bay#	9	4	1	.692	1-NFL Central Division	3-0
1969	Washington	7	5	2	.583	2-NFL Capitol Division	-
NFL totals (10 years)		96	34	6	.738		9-1
Green Bay (9 years)		89	29	4	.754		9-1

#—Won NFL championship

VINCE LOMBARDI
COMMUNITY
ADMIN. & COACHES
VETERANS
DRAFT & FREE AGENTS
REVIEW
LOMBARDI
LAMBEAU FIELD
MISC.

GREEN BAY'S SIX RETIRED UNIFORM NUMBERS



The Green Bay Packers formally retired Brett Favre's No. 4 on Saturday, July 18, 2015, in conjunction with his induction into the Packers Hall of Fame. His retired number was formally unveiled on Thursday, Nov. 26, 2015, at a Thanksgiving night game vs. the Chicago Bears. The retirement of No. 4 marked only the sixth time in the history of the franchise that the team formally removed a uniform number from circulation.

The last player who had his number retired was Reggie White, whose No. 92 was retired in the 2005 home opener. The gesture was not spurred by White's premature death in December 2004. In fact, then-Packers CEO Bob Harlan had met with White three months before he passed away and told him of the team's plans to retire the number during the '05 season. Favre's number joined the retired numbers displayed on the green façade of Lambeau Field's north end zone.

Like Favre, the five previous players to have their number retired by the Packers are in the Pro Football Hall of Fame.

There is no documented record of Tony Canadeo having his No. 3 retired during a public ceremony, but the Packers officially recognized it as one of their retired numbers when it was included on the Lambeau Field façade in 2003, when the stadium was rededicated.

The team's five known number-retirement dates:

14 Don Hutson*	12/02/51	vs. New York Yanks	City Stadium
15 Bart Starr*	11/11/73	vs. St. Louis Cardinals	Lambeau Field
66 Ray Nitschke*	12/04/83	vs. Chicago Bears	Lambeau Field
92 Reggie White	09/18/05	vs. Cleveland Browns	Lambeau Field
4 Brett Favre	07/18/15	Packers Hall of Fame induction banquet	Lambeau Field Atrium

*Research supplied by the *Green Bay Press-Gazette*



Lite

MITSUBISHI ELECTRIC

DIAMOND VISION

bellin health

14
RETIRED NUMBERS
DON HUTSON

3
TONY CANADEO

15
BART STARR

66
RAY NITSCHKE

92
REGGIE WHITE

4
BRETT FAVRE

SHAREHOLDER HISTORY & FINANCIAL HISTORY

Of all the things that make the Green Bay Packers and their story incredible and unique, the most significant is simply this: The team is literally owned by its fans.

Presently, approximately 539,029 people, representing 5,204,615 shares, can lay claim to a franchise ownership interest.

Shares of stock include voting rights, but the redemption price is minimal, no dividends are ever paid, the stock cannot appreciate in value, and there are no season-ticket privileges associated with stock ownership. No shareholder is allowed to own more than 200,000 shares, a safeguard to ensure that no one individual is able to assume control of the club.

Fans took ownership of the franchise in **1923**.

The Indian Packing Corporation was the team's first sponsor in 1919 and 1920. Frank L. Peck, president of Indian Packing, put up the money the first year to buy uniforms and other equipment. The team wore Indian Packing's "Council" brand emblem on its jerseys in 1920 and was run by a group led by C.M. "Neil" Murphy as business manager, Joe Delloye as secretary and Frank Jonet as treasurer. In both seasons, the Packers operated as a semipro team, playing mostly against opponents from other Wisconsin cities and Michigan's Upper Peninsula.

The Acme Packing Co. of Chicago purchased Indian Packing following the completion of the 1920 season, and through John and J. Emmett Clair, applied for a franchise in the fledgling American Professional Football Association the following August. The Clairs, who were running the Acme plant in Green Bay, had title to the team during the 1921 season.

The APFA revoked the franchise in January 1922 as a penalty for the Packers using college players under assumed names in a non-league game against Racine at the end of the 1921 season.

At its June meeting, six months later, the APFA changed its name to the National Football League, and Green Bay was readmitted thanks to the persistence of Curly Lambeau. Lambeau was awarded the franchise only after the Clair brothers finally agreed to surrender rights to it. They had moved back to Chicago, but there was concern for a period of time that they might relocate the franchise there.

Lambeau and three others – George Whitney Calhoun, Nathan Abrams and Joseph Ordens – formed a corporation called the

Green Bay Football Club that ran the Packers in 1922. But it suffered heavy losses in its one season due to lack of resources and bad weather.

That was when Andrew B. Turnbull, civic leader and one of the owners of the *Green Bay Press-Gazette*, stepped forward and led the effort to create the Green Bay Football Corporation.

The first stock sale was launched Aug. 20, 1923. Shares were sold for \$5, although anyone purchasing five shares also received a box-seat ticket for all home games. Turnbull, Lee Joannes and local attorney John Kittell had signed the first articles of incorporation six days earlier. The state of Wisconsin affixed its official seal to them Aug. 23.

The first meeting of stockholders of the Green Bay Football Corp. was held Sept. 17, 1923, at the Brown County Courthouse. Fifteen board members were elected, and they, in turn, chose a five-man Executive Committee.

Turnbull was named president; Kittell, vice president; and Joannes, secretary and treasurer. Dr. W.W. Kelly and George DeLair were elected at-large members.

The Green Bay Football Corporation continued to run the franchise until Aug. 15, 1933, when it went into receivership. Frank Jonet, who had previously audited the corporation's books, was appointed the receiver. The corporation's financial problems stemmed largely from a lawsuit brought by Willard Bent, a fan who fell from the stands at a game at City Stadium in 1931 and was awarded close to \$5,000 in damages. The so-called Hungry Five, along with Jonet, ran the franchise while it was in receivership. However, the minutes of a special NFL meeting held in February 1933 stated that title to it was actually transferred into Joannes' name.

The Hungry Five included Joannes, who had been elected president of the corporation in 1930; attorney Gerald Clifford, who had been elected to the Executive Committee the same year; Turnbull, Kelly and Lambeau.

The Packers emerged from receivership in January 1935 and reorganized as The Green Bay Packers, Inc., the community-owned company that remains active today, although the word "The" was dropped in 1997 when the articles of incorporation were amended.

There now have been six stock drives since the Packers became community owned in 1923.

The **second** sale, in 1935, made it possible for the Packers to reorganize following more than 16 months in receivership. The **third**, in 1950, saved the Packers when they were facing nearly \$90,000 in debt.

The **fourth** was launched in late 1997. It added 105,989 new shareholders and supported the Lambeau Field redevelopment project. With the NFL backing the plan, the previous 1,940 shareholders overwhelmingly voted to amend the articles of incorporation on Nov. 13, 1997. The vote authorized the Packers to sell up to one million shares to raise funds for capital improvements, and existing stockholders received a 1,000-to-1 split on their original shares. Fans immediately were able to call a special toll-free number, or tap into the team's website for information on how to buy the 400,000 shares made available to the public. In the first 11 days, roughly one-third – or \$7.8 million – of the total amount transacted was sold. Orders came in at a rate of 3,500 per day during this early period, generating about \$700,000 each day.

Shares of stock were purchased by citizens from all 50 states, in addition to fans in Guam and the U.S. Virgin Islands. More than half (53.6 percent) of the shares were bought by Wisconsin residents.

The **fifth** sale was launched in December 2011 and saw more than 250,000 people purchase over 269,000 shares. In an overwhelming response, fans purchased more than 185,000 shares in the first two days alone. By late December, the team made an additional 30,000 shares available beyond the initial 250,000 to accommodate demand. Proceeds were directed toward the 2011-2013 expansion of Lambeau Field.

For the first time, fans in Canada were able to purchase shares – 2,000 did so – and approximately 99 percent of all shares were purchased online.

The **sixth** offering commenced on Nov. 16, 2021, and by the time it closed on Feb. 25, 2022, 176,160 new



1923

Share price: \$5
Shares sold: 1,109
Amount raised:
\$5,545



1935

Share price: \$25
Shares sold: 484
Amount raised:
\$12,100



1950

Share price: \$25
Shares sold: 4,165½
Amount raised:
\$104,137.50

**1997**

Share price: \$200
 Shares sold: 120,010
 Amount raised:
 \$24,002,000

**2011**

Share price: \$250
 Shares sold: 269,640
 Amount raised:
 \$67,407,750

**2021**

Share price: \$300
 Shares sold: 195,135
 Amount raised:
 \$64,700,000

shareholders had joined the ranks with more than 198,000 shares sold at \$300 each. All 50 states were represented as well as several U.S. territories and Canada. Proceeds from the sale were directed toward ongoing construction projects at Lambeau Field, including new video boards and concourse upgrades.

Today, an annual meeting of shareholders is held in July, an event that returned to Lambeau Field in 2006. The shareholders elect a board of directors to run the corporation. The board, in turn, elects a seven-member Executive Committee, consisting of a president, vice president, treasurer, secretary and three members at large. The president is the only officer who receives compensation.

Shares of stock cannot be resold, except back to the team for a fraction of the original price. Limited transfer of shares (i.e., to heirs and relatives) is permissible.

Based on the original "Articles of Incorporation for the (then) Green Bay Football Corporation," if the Packers franchise is sold, after the payment of all expenses, any remaining funds will go to the Sullivan-Wallen Post of the American Legion in order to build "a proper soldiers' memorial." This stipulation was enacted to ensure that the club remained in Green Bay and that there could never be any financial enhancement for the shareholder. The beneficiary was changed from the Sullivan-Wallen Post to the Green Bay Packers Foundation on the basis of a shareholder vote at the November 1997 meeting.

PACKERS STRUGGLE FOR SURVIVAL: FINANCIAL UPS & DOWNS, 1919-57

\$500	Sum, according to Curly Lambeau, given to him by Frank Peck, president of Indian Packing Company, for uniforms and equipment in 1919.
\$276	Paid to each player at the end of the 1920 season, the Packers' second year of play as an independent team. Checks for that amount were given to the players at a team banquet at De Lair's Café in downtown Green Bay following the season. Thanks to business manager Neil Murphy's efforts to build a fence around the playing field at Hagemeister Park, allowing them to charge admission, the Packers showed a profit of \$6,049.53.
\$100	Original franchise fee set Sept. 17, 1920, at a meeting of the American Professional Football Association, which would become the NFL two years later. While it has been written that the fee was reduced to \$50 in 1921 when the Packers joined the league, no such motion was ever recorded in the league minutes. If the Packers ever paid a franchise fee, a record of it has yet to be found.
\$3,800	Amount the <i>Green Bay Press-Gazette</i> reported that the Clair brothers, John and J. Emmett, lost during the 1921 season, the Packers' first in what became the NFL. The Clair brothers ran both the Acme Packing Co. and the football team.
\$1,000	Guarantee the Packers had to post to rejoin the NFL in 1922 after being booted out following the 1921 season for using college players under assumed names in a non-league game against Racine. Each NFL team was required to post that amount before the start of the season as a guarantee against violations of league rules.
\$147.74	Reported loss of the Green Bay Football Corporation in 1923, its first season of existence. Receipts totaled \$35,315.69. Expenses totaled \$35,463.43, including \$12,253.50 for player salaries.
\$4,989	Verdict awarded in 1933 to Willard J. Bent, who fell from stands at City Stadium in 1931 and sued team. The total award was actually \$5,544.10, but it was decreased 10 percent because of the plaintiff's contributory negligence. The fan's fall sent the Packers into receivership. Local accountant Frank Jonet said years later that when he was appointed receiver, the judge handed him \$76.18 in cash and unpaid bills amounting to more than \$15,000.
\$12,100	Amount raised through the sale of stock in 1935 allowing the franchise to emerge from receivership and reorganize as the Green Bay Packers, Inc. Frank Jonet, the receiver, would later say that the Packers settled their indebtedness for about \$8,000, leaving them with roughly \$4,000 to start the 1935 season.
\$32,000	Amount the Packers paid in 1946 for Rockwood Lodge, a training quarters they hoped would alleviate their housing problems for players. The board of directors also approved \$8,000 worth of additional improvements. Also, the Packers' executive committee approved the purchase of five pre-fabricated cottages located next to the lodge at a cost of \$3,500 each, or a total of \$17,500.
\$90,000	Loss the Packers were facing, according to club president Emil Fischer, when they announced on Nov. 14, 1949, that they would have to play an intrasquad game on Thanksgiving Day to save the franchise.
\$75,000	Amount paid by the insurance company to the Packers after Rockwood Lodge burned to ground in January 1950.
\$104,137.50	Funds raised by the third Packers stock drive in the spring and summer of 1950.
\$12,990.49	Packers' net profit from operations in 1950.
\$32,000	TV money received by the Packers in 1953, allowing them to show a profit of \$29,267. The team was paid \$12,000 for its Thanksgiving Day TV appearance against Detroit and \$20,000 as its share of the league contract.
\$611,276.68	Total ticket sales for the 1957 season, the Packers' first in new City Stadium, or what is now Lambeau Field. It was a spike of \$62,000 from the previous year. The Packers played three home games in their new stadium and three others plus a preseason game in Milwaukee.

GREEN BAY'S 15 HEAD COACHES



Earl (Curly) Lambeau
1921-49



Gene Ronzani
1950-53




Lisle Blackburn
1954-57



Ray (Scooter) McLean
1958



Vince Lombardi
1959-67



Phil Bengtson
1968-70



Dan Devine
1971-74



Bart Starr
1975-83



Forrest Gregg
1984-87



Lindy Infante
1988-91



Mike Holmgren
1992-98



Ray Rhodes
1999



Mike Sherman
2000-05



Mike McCarthy
2006-18



Matt LaFleur
2019-23

HEAD COACHES BASED ON OVERALL VICTORIES

Coach	Years	Regular Season				Postseason				Overall			
		Won	Lost	Tied	Pct.	Won	Lost	Tied	Pct.	Won	Lost	Tied	Pct.
Earl (Curly) Lambeau ¹	1921-49	209	104	21	.668	3	2	0	.600	212	106	21	.667
Mike McCarthy	2006-18	125	77	2	.618	10	8	0	.556	135	85	2	.613
Vince Lombardi	1959-67	89	29	4	.754	9	1	0	.900	98	30	4	.766
Mike Holmgren	1992-98	75	37	0	.670	9	5	0	.643	84	42	0	.667
Matt LaFleur	2019-23	56	27	0	.675	3	4	0	.429	59	31	0	.656
Mike Sherman	2000-05	57	39	0	.594	2	4	0	.333	59	43	0	.578
Bart Starr	1975-83	52	76	3	.408	1	1	0	.500	53	77	3	.410
Dan Devine	1971-74	25	27	4	.481	0	1	0	.000	25	28	4	.473
Forrest Gregg	1984-87	25	37	1	.405	0	0	0	.000	25	37	1	.405
Lindy Infante	1988-91	24	40	0	.375	0	0	0	.000	24	40	0	.375
Phil Bengtson	1968-70	20	21	1	.488	0	0	0	.000	20	21	1	.488
Lisle Blackburn	1954-57	17	31	0	.354	0	0	0	.000	17	31	0	.354
Gene Ronzani ²	1950-53	14	31	1	.311	0	0	0	.000	14	31	1	.311
Ray Rhodes	1999	8	8	0	.500	0	0	0	.000	8	8	0	.500
Joe Philbin ³	2018	2	2	0	.500	0	0	0	.000	2	2	0	.500
Ray (Scooter) McLean ⁴	1958	1	10	1	.091	0	0	0	.000	1	10	1	.091
Totals		799	+598	38	.572	37	26	0	.587	836	+624	38	.572

¹ — Records do not reflect 1919-20 seasons when Packers played independent football and other non-NFL games.

² — Resigned after 10 games in 1953.

³ — Record does not include final two games of 1953 season, when he served as co-head coach with Hugh Devore (0-2 record).

⁴ — Served as the interim coach for the final four games of the season.

* — Record includes two losses in 1953 with Ray (Scooter) McLean and Hugh Devore serving as co-head coaches.

From 1921-71, tie games were not included in winning percentage.

FORMER GREEN BAY COACHES VS. PACKERS, 1997-2023

Head Coach, Team	W	L	Pct	Seasons in Green Bay
*Andy Reid, Phi-KC	6	6	.500	TE/offensive line asst., 1992-96; QB coach, 1997-98
*Tom Couchlin, Jax-NYG	5	5	.500	Receivers coach, 1986-87
Jon Gruden, Oak-TB	2	2	.500	Off. assistant, 1992; WR coach, 1993-94
*Mike Holmgren, Sea	2	4	.333	Head coach, 1992-98
Dick Jauron, ChiB-Det-Buf	3	9	.250	Def. backs coach, 1986-94
*Steve Mariucci, SF-Det	3	9	.250	Quarterbacks coach, 1992-95
Marty Mornhinweg, Det	0	4	.000	Off. assistant/quality control, 1995; QB coach, 1996
*Ben McAdoo, NYG	0	2	.000	Tight ends coach, 2006-11; QB coach, 2012-13
Joe Philbin, Mia	0	1	.000	Asst. OL, 2003; TE/asst. OL, 2004-05; OL, 2006; off. coord, 2007-11, 2018; interim head coach, 2008
Ray (Scooter) McLean, DalC	0	2	.000	Quarterbacks coach, 1999; head coach, 2006-18
Totals	21	44	.323	* — includes playoffs

GREEN BAY'S ALL-TIME ASSISTANT COACHES

ASSISTANT COACHES, ALL-TIME	Angelichio, Brian	Tight Ends	2016-18	Franklin, James	Wide Receivers	2005
	Anslley, Derrick	Passing Game Coordinator (Defense)	2024	Franklin, Jethro	Defensive Line	2000-04
	Austin, Bill	Offensive Line	1959-64	Fuller, Curtis	Special Teams Assistant	2009
	Baggett, Charlie	Wide Receivers	1999	Gash, Sam	Running Backs	2014-15
	Baker, Joe	Secondary/Safeties	2005	Geis, Wayne "Buddy"	Wide Receivers	1988-91
	Barry, Butch	Senior Analyst	2020	Getsy, Luke	Offensive Quality Control	2014-15
	Barry, Joe	Defensive Coordinator	2021-23		Wide Receivers	2016-17
	Bates, Jim	Defensive Coordinator	2005		Quarterbacks	2019
	Beightol, Larry	Offensive Line	1999-2005		QB's/Passing Game Coordinator	2020-21
	Bengtson, Phil	Defensive Line	1959		Strength and Conditioning Coord.	2019-23
		Coach of Defense	1960-67	Gizzi, Chris	Offensive Quality Control	2022-23
		Running Backs	2005-10	Gordon, Eddie	Assistant Offensive Line	2024
		Wide Receivers	2011-14	Graham, Patrick	Defense-Run Game Coord./Inside LBs	2018
		Offensive Coordinator	2015-17	Gray, Jerry	Defensive Backs	2020
		Off. Assistant/Quality Control	2000-01		DB's/Passing Game Coordinator	2021-22
		Offensive Assistant	2002	Greene, Kevin	Outside Linebackers	2009-13
	Quarterbacks	2003-05	Gregg, Forrest	Offensive Line	1969-70	
	Special Teams Coordinator	2022	Grosso, Rob	Offensive Quality Control	2023-24	
	Asst. Head Coach/ST Coordinator	2023-24	Gruđen, Jon	Off. Assistant/Quality Control	1992	
	Defensive Line	1988-93		Wide Receivers	1993-94	
	Assistant Offensive Line	2017-18	Gullickson, Rock	Strength and Conditioning Coord.	2006-08	
	Special Teams Coordinator	2003-05	Gustafson, Burt	Linebackers	1971-74	
	Offensive Backs	1969-70		Special Teams	1977-78	
	Quarterbacks	1975-78	Hackett, Nathaniel	Offensive Coordinator	2019-21	
	Quarterbacks/Off. Backs	1979-81	Hafley, Jeff	Defensive Coordinator	2024	
	Defense	1949	Hairston, Carl	Defensive Ends	2006-08	
	Defensive Line	1994-98	Hanner, Dave	Defensive Line	1965-71	
	Running Backs	2000		Defensive Coordinator	1972-74	
	Offensive Backs	1983		Asst. Head Coach, Def. Coordinator	1975-79	
	Defensive Coordinator	1988-91		Quality Control	1982	
	Defensive Backs	1966-67	Haskell, Gil	Running Backs	1992-94	
	Assistant Offensive Line	2019-21		Wide Receivers	1995-97	
	Offensive Line	2022-24	Hayes, Jay	Assistant Defensive Line	2018	
	LB's/Running Game Coordinator	2024	Hearden, Tom	Defense	1954-55, 1957	
	Asst. Off. Line/Quality Control	2004-05	Hecker, Norb	Defensive Backs	1959-65	
	Assistant Offensive Line	2006	Hilgenberg, Joel	Offensive Quality Control	2011	
	Offensive Line	2007-17		Assistant Offensive Line	2012-13	
	Offense-Run Game Coord./Off. Line	2018	Hill, Aaron	Strength and Conditioning Coordinator	2024	
	Defensive Coordinator	2009-17	Hilton, John	Off. Backs/Special Teams	1986	
	Receivers/Passing Game	1975-79	Holland, Johnny	Def. Assistant/Quality Control	1995-97	
	Receivers	1980-85		Special Teams	1998	
	Defensive Line	1980		Linebackers	1999	
	Quarterbacks	2018	Hood, Justin	Defensive Quality Control	2021-23	
	Offensive Assistant	1988-89	Hostler, Jim	Offense-Pass Game Coordinator	2018	
	Assistant Off. Line	1990-91	Hutson, Don	Backs/Ends	1944-48	
	Quarterbacks	2006-11	Jackson, Charlie	Defensive Quality Control	2005	
	Offensive Coordinator	2012-14	Jagodzinski, Jeff	Tight Ends	1999-2003	
	Associate Head Coach/Offense	2015-16		Offensive Coordinator	2006	
	Quarterbacks	2022-24	Jauron, Dick	Defensive Backs	1986-94	
	Offensive Backs	1959-66, 1971-74	Johnston, Kent	Strength/Conditioning	1992-98	
	Defensive Backs	1975	Ketela, Pete	Special Assistant	1981	
	Receivers/Passing Game	1986-87		Offensive Backs	1982	
	Special Teams	1992-97	Kiesling, Walt	Line	1945-48	
	Wide Receivers	1998	Kiffin, Monte	Linebackers	1983	
	Running Backs	2001-03	Kinard, Billy	Defensive Backs	1974	
	Offensive Line	1977-79	Klapstein, Earl	Defensive Line	1956	
	Def. Assistant/Quality Control	2000	Knight, Virgil	Strength/Conditioning	1984-85	
	Offensive Line	1988-91		Strength/Conditioning & Off. Line	1986-87	
	Defensive Quality Control	2019-24		Strength/Conditioning & Tight Ends	1988-90	
	Ends	1953		Tight Ends	1991	
	Defensive Backs	1971-73	Knott, Ty	Offensive Quality Control	2006-08	
	Defensive Coordinator	2000-03	Knox Jr., Chuck	Def. Assistant/Quality Control	1999	
	Senior Analyst	2022	Koger, Kevin	Offensive Quality Control	2019-20	
	Offensive Line	1971-74	Kotal, Eddie	Backfield	1942-43	
	Defensive Quality Control	2018	Kuhlmann, Hank	Special Teams	1972-74	
	Assistant Defensive Backs	2019-21	LeBeau, Dick	Defensive Backs	1976-79	
	Safeties	2022	Lester, Tim	Senior Analyst	2023	
	Defensive Backs	2023-24	Lewis, Connor	Offensive Quality Control	2020	
	Assistant Special Teams	2018-20		ST Asst./Game Mgmt. Specialist	2021	
	Special Teams Coordinator	2021		Assistant Quarterbacks	2022-24	
	Quality Control Assistant/ Special Teams-Offense	2001-02	Lewis, Eric	Defensive Quality Control	2006-07	
	Off. Quality Control/Asst. Special Teams	2003	Lewis, Sherman	Offensive Coordinator	1992-99	
	Line	1951-53	Lind, Jim	Def. Assistant/Quality Control	1992-94	
	Linebackers	2003-05	Lindsay, Dale	Linebackers	1995-98	
	Defensive Assistant	2024	Lord, Bob	Linebackers	1986-87	
	Senior Analyst	2021		Special Teams	1975-76	
	Tight Ends	2022-24		Offensive Backs	1977-78	
	Assistant Offensive Line	1999	Lovat, Mark	Asst. Strength & Conditioning	1999-2009	
	Defensive Backs	1970		Strength & Conditioning Coord.	2010-18	
	Defensive Quality Control	2016	Lovat, Tom	Assistant Offensive Line	1980	
	Offensive Ends	1962-65		Offensive Line	1992-98	
	Defensive Backs	1980-83	Mahaffey, Ryan	Offensive Quality Control	2021	
	Def. Assistant/Quality Control	1998		Assistant Offensive Line	2022-23	
	Assistant Offensive Line	2007-10		Wide Receivers	2024	
	Running Backs	2011	Mannion, Sean	Offensive Assistant	2024	
	Tight Ends	2012-15	Mariucci, Steve	Quarterbacks	1992-95	
			Marshall, John	Linebackers/Special Teams	1980	
				Linebackers	1981-82	

Marshall, Steve	Assistant Offensive Line	2014
Martin, Ruvell	Coaching Asst. (Minority Fellowship)	2020-21
McAdoo, Ben	Tight Ends	2006-11
	Quarterbacks	2012-13
McCarthy, Mike	Quarterbacks	1999
McCormick, Tom	Offensive Backs	1967-68
McCurley, Scott	Defensive Quality Control	2009-13
	Assistant Linebackers	2014-17
	Defensive Assistant	2018
McGarigle, Tim	Defensive Quality Control	2017
McGeorge, Rich	Assistant Offensive Line	2000
McLaughlin, Leon	Offensive Line	1975-76
McLean, Ray "Scooter"	Backs	1951-57
McMillan, Ernie	Offensive Line	1978-83
Mennenga, Shawn	Special Teams Coordinator	2019-20
Meyer, John	Linebackers	1975-79
	Defensive Coordinator	1980-83
Meyers, Bill	Assistant Offensive Line	1982-83
Miles, Trent	Off. Assistant/Quality Control	2000
Miller, Brad	Def. Assistant/Quality Control	2001-02
	Assistant Defensive Line	2003-04
	Assistant Special Teams	2005
Modzelewski, Dick	Def. Coordinator/Def. Line	1984-87
Molenda, Bo	Backs	1947-48
Montgomery, Jerry	Defensive Front Assistant	2015-17
	Defensive Line	2018-21
	DL/Running Game Coordinator	2022-23
Mornhinweg, Marty	Off. Assistant/Quality Control	1995
	Quarterbacks	1996
	Special Teams Assistant	2010-13
Morton, Chad	Defensive Line	1957-58
Morton, Jack	Outside Linebackers	1988-91
Moseley, Dick	Quarterbacks	1974
Moss, Perry	Linebackers	2006
Moss, Winston	Assistant Head Coach/Linebackers	2007-08
	Asst. Head Coach/Inside Linebackers	2009-13
	Assistant Head Coach/Linebackers	2014
	Associate Head Coach/Linebackers	2015-18
	Backs	1950
	Special Teams	2000-02
	Special Teams Consultant	2003-04
Nunn, Robert	Defensive Tackles	2005-08
Odom, Quinshon	Coaching Asst. (Minority Fellowship)	2022-23
Oghobaase, Vince	Assistant Defensive Line	2024
Olivadotti, Kirk	Inside Linebackers	2019-23
Ortmayer, Steve	Special Teams	1999
Outten, Justin	Tight Ends	2019-21
Parker, Christian	Defensive Quality Control	2019-20
Paterra, Herb	Linebackers/Special Teams	1984-85
Peete, Willie	Offensive Backs/Special Teams	1987
	Offensive Backs	1988-91
	Linebackers	2000-02
Pelini, Bo	Defensive Quality Control	2024
Perkins, Anthony	Secondary-Safeties	2009-17
Perry, Darren	Defensive Coordinator	2018-20
Pettine, Mike	Assistant Offensive Line	2003
Philbin, Joe	Tight Ends/Asst. Offensive Line	2004-05
	Offensive Line	2006
	Offensive Coordinator	2007-11, 2018
	Ends	1950-52
Plasman, Dick	Receivers/Passing Game	1972-74
Polonchek, John	Special Teams/Linebackers	1984
Priefer, Chuck	Special Teams	1985
Raih, David	Assistant Offensive Line	2016
	Offensive Perimeter	2017
	Wide Receivers	2018
Rebrovich, Jason	Outside Linebackers	2022
	Pass Rush Specialist	2023
	Defensive Line	2024
Redding, Dave	Strength & Conditioning Coordinator	2009
	Asst. Strength & Conditioning	2010
Rehbein, Dick	Special Assistant	1979-80
	Special Teams	1981-83
Reid, Andy	Tight Ends/Assistant Off. Line	1992-96
	Quarterbacks	1997-98
	Backs	1958
Reid, Floyd "Breezy"	Off. Assistant/Quality Control	1998
Reynolds, Gary	Defensive Coordinator	1992-93
Rhodes, Ray	Defense	1958
Richards, Russ	Strength/Conditioning	1991
Riederer, Russ	Defensive Backs	1984-85
Riley, Ken	Offensive Coordinator	1975-76
Roach, Paul	Wide Receivers	2006-10
Robinson, Jimmy	Defensive Backs	1968-69
Robinson, Wayne	Special Assignments	1974
Roland, Johnny	Running Backs	2004
	Offensive Coordinator	2000-05
	Strength/Conditioning	1999-2005
Rossley, Tom	Assistant Offensive Line	2001-02
Rubin, Barry		
Ruel, Pat		

Rushing, John	Offensive Quality Control	2009-10
	Asst. WRs/Special Teams	2011
	Offensive Asst./Special Teams	2012-13
	Defensive Quality Control	2014-15
	Line	1954-57
Rymkus, Lou	Defensive Ends	2005
Sanders, Bob	Defensive Coordinator	2006-08
	Receivers	1966-68
	Receivers/Passing Game	1969-71
	Offensive Coordinator	1982-85
Schottenheimer, Kurt	Defensive Backs	2004
	Secondary	2006-08
	Offensive Backs	1984-85
Sefcik, George	Quarterbacks	1986-87
	Tight Ends/Asst. Off. Line	1997-98
Sherman, Mike	Wide Receivers	2000-04
Shurmur, Fritz	Defensive Coordinator	1994-98
Simmons, Jason	Defensive/Special Teams Asst.	2014
	Assistant Special Teams	2015-17
	Secondary	2018
	Defensive Backs	2019
	Running Backs	2016-24
Sirmans, Ben	Offensive Line	1958
Skorich, Nick	Assistant Special Teams	2006-08
Stocum, Shawn	Special Teams Coordinator	2009-14
	Defensive Backs	2000-01
	Asst. Head Coach/Def. Backs	2002-03
	Defensive Coordinator	2004
	Outside Linebackers	2019-21
Smith, Mike	Assistant Coach	1935-43
Smith, Richard "Red"	Backs	1949
Snyder, Bob	Assistant Offensive Line	2015
Solari, Mike	Special Teams Quality Control	2022
Spurlock, Micheal	Quarterbacks	1972
Starr, Bart	Offensive Line	2019-20
Stenavich, Adam	Off. Line /Run Game Coordinator	2021
	Offensive Coordinator	2022-24
Stewart, Rayna	Special Teams Quality Control	2019-20
	Assistant Special Teams	2021
	Line	1949
Stidham, Tom	Special Teams Coordinator	2006-08
Stock, Mike	Assistant Special Teams	2022-24
Storer, Byron	Defensive Backs	1956
Stuber, Abe	General Assistant	1994
Sudney, Harry	Running Backs	1995-99
	Line	1950-52
Taylor, John "Tarz"	Defensive Coordinator	1999
Thomas, Emmitt	Special Teams	1988-91
Tippett, Howard	Special Assistant	2004
Tobin, Vince	Line	1944
Trafton, George	Defensive Line	1999, 2009-17
Trgovac, Mike	Defensive Line	1981-83
Urich, Richard "Doc"	Linebackers	1992-94
Valesente, Bob	Defensive Backs	1995-98
	Running Backs	2012-13
Van Pelt, Alex	Quarterbacks	2014
	Quarterbacks/Wide Receivers	2015
	Quarterbacks	2016-17
	Defensive Backs	1999
Vitt, Joe	Special Teams	1979
vonAppen, Fred	Defensive Line	1980
	Offensive Assistant	2019
Vrable, Jason	Wide Receivers	2020-21
	WRs/Passing Game Coordinator	2022-23
	Passing Game Coordinator	2024
	Offensive Line	1984-87
Wampfler, Jerry	Assistant Defensive Backs	1999-2004
Washington, Lionel	Def. Nickel Package/Cornerbacks	2005-08
	Coaching Asst. (Minority Fellowship)	2024
White, Myles	Defensive Quality Control	2008
Whitt Jr., Joe	Secondary-Cornerbacks	2009-17
	Defense-Pass Game Coordinator	2018
Whitted, Alvis	Wide Receivers	2019
Wietcha, Ray	Offensive Line	1965-68
	Running Game	1969-70
	Special Teams Quality Control	2023-24
Wilber, Kyle	Passing Game Coordinator (Defense)	2023
Williams, Greg	Off. Assistant/Quality Control	1999
Zampese, Ken	Offensive Quality Control	2021
Zetts, Tim	Assistant Special Teams	2014
Zook, Ron	Special Teams Coordinator	2015-18

—vonAppen resigned before first regular-season game, 1980.

1921-2023

Players who have played in at least one regular-season or playoff game with the Packers; list includes years and regular-season games played

A

Abbrederis, Jared (WR), Wisconsin	2015-16	15
Abernathy, Micah (S), Tennessee	2022	2
Abersohn, Cliff (B), No college	1946	10
Abram, Jonathan (S), Mississippi State	2022	2
Abrams, Nate (E), No college	1921	1
Abramson, George (G/T), Minnesota	1925	10
Acks, Ron (LB), Illinois	1974-76	40
Adams, Chet (T), Ohio State	1943	10
Adams, Davante (WR), Fresno State	2014-21	116
Adams, Montravuis (DL), Auburn	2017-20	25
Adderley, Herb (CB), Michigan State	1961-69	145
Adkins, Bob (B), Marshall	1940-41, 45	20
Affholter, Erik (WR), Southern California	1991	4
Affis, Dick (G), Nevada	1951-54	48
Agajanian, Ben (K), New Mexico	1961	3
Aguiar, Louie (P), Utah State	1999	15
Ahmed, Ramiz (K), Nevada	2022	1
Aiyew, Victor (LB), Washington	2013	5
Akins, Chris (S), Arkansas-Pine Bluff	2000-01	13
Aldcorn, Zac (TE), Black Hills State	2006	6
Alford, Ben (B), Oklahoma A&M	1953	8
Aldridge, Lionel (DE), Utah State	1963-71	123
Alexander, Jaire (CB), Louisville	2018-23	71
Allen, Jake (WR), Mississippi College	2009	2
Allen, Kendrick (DT), Louisiana State	2006	2
Allerman, Kurt (LB), Penn State	1980-81	29
Allison, Geronimo (WR), Illinois	2016-19	46
Amos, Adrian (S), Penn State	2019-22	66
Amsler, Marty (DE), Evansville	1970	9
Amundson, Norm (G), Wisconsin	1957	12
Anderson, Abdullah (DL), Bucknell	2021	3
Anderson, Eric (LB), Millikin	1987	3
Anderson, Bill (TE), Tennessee	1965-66	24
Anderson, Donny (RB), Texas Tech	1966-71	84
Anderson, John (LB), Michigan	1978-89	146
Anderson, Marques (S), UCLA	2002-03	30
Anderson, Vickey Ray (FB), Oklahoma	1980	7
Anderson, Zayne (S), Brigham Young	2023	10
Andruzzi, Joe (G), Southern Conn. State	1998-99	23
Ane, Charlie (G), Michigan State	1981	15
Apsit, Marger (B), Southern California	1932	2
Archambaud, Lester (DE), Stanford	1990-92	36
Ard, Billy (G/T), Wake Forest	1969-91	35
Ariey, Mike (T), San Diego State	1989	1
Arnold, Jahine (WR), Fresno State	1999	1
Arthur, Mike (G), Texas A&M	1995-96	16
Artmore, Rodney (S), Baylor	1999	5
Ashmore, Roger (T), Gonzaga	1928-29	21
Askson, Bert (TE), Texas Southern	1975-77	42
Atkins, Steve (RB), Maryland	1979-81	19
Auer, Todd (LB), Western Illinois	1987	3
Austin, Hise (DB), Prairie View A&M	1973	9
Austin, Tavon (WR), West Virginia	2020	4
Avery, Steve (FB), Northern Michigan	1991	1
Aydelette, Buddy (G), Alabama	1980	9

B

Backman, Kennard (TE), Alabama-Birmingham	2015	7
Bailey, Byron (HB), Washington State	1953	10
Bailey, Karsten (WR), Auburn	2002-03	8
Bain, Bill (T), Southern California	1975	14
Baker, Frank (E), Northwestern	1931	2
Baker, Roy (B), Southern California	1928-29	13
Bakhtiar, David (T), Colorado	2013-23	131
Balasz, Frank (B), Iowa	1939-41	13
Baldwin, Al (E), Arkansas	1950	12
Ballentine, Corey (CB), Washburn	2022-23	22
Banet, Herb (B), Manchester	1937	7
Banjo, Chris (S), Southern Methodist	2013-16	37
Barber, Bob (DE), Grambling State	1976-79	60
Barbre, Allen (G/T), Missouri Southern State	2007-09	25
Barclay, Don (T/G), West Virginia	2012-13, 15-16	62
Barker, Bryan (P), Santa Clara	2004	16
Barker, Roy (DE), North Carolina	1999	1
Barnes, Emery (DE), Oregon	1956	2
Barnes, Gary (E), Clemson	1962	13
Barnes, Krys (LB), UCLA	2020-22	35
Barnett, Nick (LB), Oregon State	2003-10	107
Barnett, Solon (T), Baylor	1945-46	41
Barragar, Nate (G), Southern Calif.	1931-32, 34-35	41
Barrett, Jan (E), Fresno State	1963	3
Barrie, Sebastian (DE), Liberty	1992	3
Barrington, Sam (LB), South Florida	2013-15	22
Barry, Al (G), Southern California	1954, 57	24
Barry, Kevin (T), Arizona	2002-05	59
Barry, Norm (B), Notre Dame	1921	5
Barton, Don (B), Texas	1953	5
Bartrum, Mike (TE), Marshall	1995	4

Barzilauskas, Carl (DT), Indiana	1978-79	21
Basing, Myrt (B), Lawrence	1923-27	41
Basinger, Mike (DE), California-Riverside	1974	1
Baxter, Lloyd (C), Southern Methodist	1948	11
Baylis, Evan (TE), Oregon	2019	5
Beach, Sanjay (WR), Colorado State	1992	16
Beasy, Emil (B), No college	1924	1
Beck, Ken (DT), Texas A&M	1959-60	24
Becker, Wayland (E), Marquette	1936-38	30
Bedell, Brad (T), Colorado	2004	4
Beebe, Don (WR), Chadron State	1996-97	26
Beekey, Bruce (LB), Oregon	1980	15
Begelton, Reggie (WR), Lamar	2020	1
Bell, Albert (WR), Alabama	1988	5
Bell, Byron (T/G), New Mexico	2018	12
Bell, Ed (G/T), Indiana	1947-49	35
Bell, Josh (CB), Baylor	2009	4
Bell, Kahlil (RB), UCLA	2013	3
Bell, Tyrone (CB), North Alabama	1999	1
Benkert, Kurt (QB), Virginia	2021	1
Bennett, Earl (G), Hardin-Simmons	1946	3
Bennett, Edgar (RB), Florida State	1992-96	80
Bennett, Martellus (TE), Texas A&M	2017	7
Bennett, Tony (LB), Mississippi	1990-93	56
Benson, Cedric (RB), Texas	2012	5
Berezney, Paul (T), Fordham	1942-44	31
Berrang, Ed (E), Villanova	1952	1
Berry, Connie (E), North Carolina State	1940	1
Berry, Ed (DB), Utah State	1986	16
Berry, Gary (S), Ohio State	2000	4
Bettencourt, Larry (C), St. Mary's (Calif.)	1933	2
Bettis, Tom (LB), Purdue	1955-61	84
Beverly, David (P), Auburn	1975-80	86
Bibbs, Kapri (RB), Colorado State	2018	2
Bidwell, Josh (P), Oregon	2000-03	64
Bieberstein, Adolph (G), Wisconsin	1926	1
Biegel, Vince (LB), Wisconsin	2017	9
Bigby, Atari (S), Central Florida	2005-10	46
Bilda, Dick (B), Marquette	1944	3
Billups, Lewis (CB), North Alabama	1992	5
Biolo, John (G), Lake Forest	1939	1
Birney, Tom (K), Michigan State	1979-80	13
Bishop, Desmond (LB), California	2007-11	69
Black, Henry (S), Baylor	2020-21	25
Blackmon, Roosevelt (CB), Morris Brown	1998	3
Blackmon, Will (CB), Boston College	2006-09	32
Blackshear, Jeff (G), Northeast Louisiana	2002	1
Blaine, Ed (G), Missouri	1962	14
Blair, Michael (RB), Ball State	1998	11
Bland, Carl (WR), Virginia Union	1989-90	30
Bloodgood, Elbert (B), Nebraska	1930	3
Bodiford, Shaun (WR), Portland State	2006-07	9
Boedeker, Bill (B), Kalamazoo	1950	9
Boerio, Chuck (LB), Illinois	1952	1
Bojorquez, Corey (P), New Mexico	2021	17
Bolden, Juran (CB), Mississippi Delta	1998	3
Bolston, Conrad (DT), Maryland	2007	1
Bolton, Scott (WR), Auburn	1988	4
Bone, Warren (DE), Texas Southern	1987	1
Bono, Steve (QB), UCLA	1997	2
Booker, Vaughn (DE/DT), Cincinnati	1998-99	30
Bookout, Billy (DB), Austin	1955-56	19
Boone, J.R. (B), Tulsa	1953	8
Borak, Fritz (E), Creighton	1938	1
Borden, Nate (DE), Indiana	1955-59	57
Borgognone, Dirk (K), Pacific	1995	2
Bostick, Brandon (TE), Newberry	2013-14	24
Bowdoin, Jim (G), Alabama	1928-31	45
Bowen, Matt (S), Iowa	2001-02	21
Bowens, David (DE), Western Illinois	2000	14
Bowman, Ken (C), Wisconsin	1964-73	123
Boyersky, Jerry (NT), Pittsburgh	1986-89	29
Boyd, Elmo (WR), Eastern Kentucky	1978	2
Boyd, Greg (DE), San Diego State	1983	12
Boyd, Josh (DE/DT), Mississippi State	2013-15	26
Boykin, Jarrett (WR), Virginia Tech	2012-14	39
Boyle, Tim (QB), Eastern Kentucky	2019-20	11
Bracken, Don (P), Michigan	1985-90	80
Brackins, Charlie (QB), Prairie View A&M	1955	7
Braden, Ben (G), Michigan	2020-21	12
Bradford, Carl (LB), Arizona State	2016	4
Bradford, Corey (WR), Jackson State	1998-2001	42
Bradley, Dave (G), Penn State	1969-71	15
Bradley, Hunter (LS), Mississippi State	2018-21	56
Brady, Jeff (LB), Kentucky	1992	8
Braggs, Byron (DE), Alabama	1981-83	41
Branstetter, Kent (T), Houston	1973	9
Bratkowski, Zeke (QB), Georgia	1963-68, 71	43
Bray, Ray (G), Western Michigan	1952	12
Breeland, Bashaud (CB), Clemson	2018	7
Breen, Gene (LB), Virginia Tech	1964	6
Brennan, Jack (G), Michigan	1939	2
Brice, Kentrell (S), Louisiana Tech	2016-18	36
Briggs, Dyrall (LB), Bowling Green	2010	5
Brock, Charley (C/LB), Nebraska	1939-47	92
Brock, Lou (B), Purdue	1940-45	58

Brock, Matt (DE/DT), Oregon	1989-94	76	
Brockington, John (RB), Ohio State	1971-77	85	
Brooks, Ahmad (LB), Virginia	2017	12	
Brooks, Barrett (T), Kansas State	2002	2	
Brooks, Bucky (CB), North Carolina	1996-97	5	
Brooks, Karl (DL), Bowling Green	2023	17	
Brooks, Robert (WR), South Carolina	1992-98	96	
Bross, Mal (B), Gonzaga	1927	2	
Broussard, Steve (P), Southern Mississippi	1975	4	
Brown, Aaron (DE), Minnesota	1973-74	10	
Brown, Allen (TE), Mississippi	1966-67	19	
Brown, Bob (DT), Arkansas AM&N	1966-73	104	
Brown, Buddy (G), Arkansas	1953-56	47	
Brown, Carlos (QB), Pacific	1975-76	26	
Brown, Dave (CB), Michigan	1987-89	44	
Brown, Donatello (CB), Valdosta State	2017	4	
Brown, Fadol (DL), Mississippi	2018-19	8	
Brown, Gary (T), Georgia Tech	1994-96	25	
Brown, Gilbert (DT), Kansas	1993-99	2003	125
Brown, Jonathan (DE), Tennessee	1998	4	
Brown, Ken (C), New Mexico	1980	7	
Brown, Robert (LB/DE), Virginia Tech	1982-92	164	
Brown, Tim (HB), Ball State	1959	1	
Brown, Tom (DB), Maryland	1964-68	70	
Brown, Tony (CB), Alabama	2018-19	20	
Browner, Ross (DE/NT), Notre Dame	1987	11	
Bruder, Hank (B), Northwestern	1931-39	98	
Brunell, Mark (QB), Washington	1994	2	
Bucchianeri, Mike (G), Indiana	1941, 44-45	14	
Buchanon, Willie (CB), San Diego State	1972-78	80	
Buck, Cub (T), Wisconsin	1921-25	49	
Buckley, Terrell (CB), Florida State	1992-94	46	
Buhler, Larry (B), Minnesota	1939-41	21	
Bulaga, Bryan (T), Iowa	2010-12, 14-19	115	
Buland, Walt (T), No college	1924	1	
Bullough, Hank (G), Michigan State	1955, 58	20	
Bultman, Art (C), Marquette	1932-34	37	
Burgess, James (LB), Louisville	2020	4	
Burgess, Ronnie (DB), Wake Forest	1985	7	
Burks, Oren (LB), Vanderbilt	2018-21	59	
Burnett, Morgan (S), Georgia Tech	2010-17	102	
Burnette, Reggie (LB), Houston	1991	3	
Burris, Paul (G), Oklahoma	1949-51	29	
Burrow, Curtis (K), Central Arkansas	1988	1	
Burrow, Jim (DB), Nebraska	1976	3	
Bush, Blair (C), Washington	1989-91	48	
Bush, Jarrett (CB/S), Utah State	2006-14	137	
Butler, Bill (B), Tennessee-Chattanooga	1959	11	
Butler, Frank (C/T), Michigan State	1934-36, 38	26	
Butler, LeRoy (CB/S), Florida State	1990-2001	181	
Butler, Mike (DE), Kansas	1977-82, 85	95	
Byrd, Emanuel (TE), Marshall	2017	1	

C

Cabral, Brian (LB), Colorado	1980	7
Cade, Mossy (DB), Texas	1985-86	30
Caffey, Lee Roy (LB), Texas A&M	1964-69	83
Cahoon, Ivan (T), Gonzaga	1926-29	31
Caldwell, David (NT), TCU	1987	3
Callahan, Joe (QB), Wesley	2017	1
Campbell, De'Vondre (LB), Minnesota	2021-23	40
Campbell, Ibraheim (S), Northwestern	2018-19	10
Campbell, Rich (QB), California	1981-84	7
Campen, James (C), Tulane	1989-93	61
Canadeo, Tony (B), Gonzaga	1941-44, 46-52	116
Cannava, Al (B), Boston College	1950	1
Cannon, Mark (C), Texas-Arlington	1984-89	68
Capp, Dick (TE/LB), Boston College	1967	2
Capuzzi, Jim (B), Cincinnati	1955-56	9
Carey, Joe (G), Illinois Tech	1921	6
Carlson, Anders (K), Auburn	2023	17
Carlson, Wes (G), St. John's	1926	4
Carmichael, Al (HB), Southern California	1953-58	68
Carpenter, Lew (B), Arkansas	1959-63	66
Carpenter, Tariq (S), Georgia Tech	2022	14
Carr, Fred (LB), Texas-El Paso	1968-77	140
Carreker, Alphonso (DE), Florida State	1984-88	72
Carroll, Ahmad (CB), Arkansas	2004-06	34
Carroll, Leo (DE), San Diego State	1968	6
Carrruth, Paul Ott (RB), Alabama	1986-88	43
Carson, Tra (RB), Texas A&M	2018-19	6
Carter, Carl (CB), Texas Tech	1992	7
Carter, Jim (LB), Minnesota	1970-75, 77-78	106
Carter, Joe (E), Southern Methodist	1942	11
Carter, Mike (WR), Sacramento State	1970	2
Carter, Tony (FB), Minnesota	2002	12
Casper, Charley (B), TCU	1934	1
Cassidy, Ron (WR), Utah State	1979-81, 83-84	60
Cecil, Chuck (S), Arizona	1988-92	66
Chandler, Don (K), Florida	1965-67	42
Chatman, Antonio (WR/KR), Cincinnati	2003-05	48
Cheek, Louis (T), Texas A&M	1991	12
Cherry, Bill (C), Middle Tennessee State	1986-87	28
Chesley, Francis (LB), Wyoming	1978	1
Childs, Henry (TE), Kansas State	1984	3

Chillar, Brandon (LB), UCLA	2008-10	34
Chmura, Mark (TE), Boston College	1993-99	89
Choate, Putt (LB), Southern Methodist	1987	2
Christman, Paul (QB), Missouri	1950	11
Cifelli, Gus (T), Notre Dame	1953	12
Cifers, Bob (B), Tennessee	1949	9
Clancy, Jack (WR), Michigan	1970	14
Clanton, Chuck (DB), Auburn	1985	3
Claridge, Dennis (CB), Nebraska	1965	1
Clark, Allan (RB), Northern Arizona	1982	5
Clark, Greg (LB), Arizona State	1991	2
Clark, Jessie (FB), Arkansas	1983-87	60
Clark, Kenny (DL), UCLA	2016-23	123
Clark, Michael (WR), Marshall	2017	2
Clark, Vinnie (CB), Ohio State	1991-92	32
Clavelle, Shannon (DE), Colorado	1995-97	15
Clayton, Mark (WR), Louisville	1993	16
Clemens, Bob (FB), Georgia	1955	2
Clemens, Cal (B), Southern California	1936	9
Clemons, Ray (G), St. Mary's (Calif.)	1947	9
Clifford, Sean (QB), Penn State	2023	2
Clifton, Chad (T), Tennessee	2000-11	165
Clinton-Dix, Ha Ha (S), Alabama	2014-18	71
Cloud, Jack (FB), William & Mary	1950-51	13
Cobb, Randall (WR), Kentucky	2011-18, 21-22	130
Cobb, Reggie (RB), Tennessee	1994	16
Coco, Jack (LS), Georgia Tech	2022	17
Cody, Ed (B), Purdue	1947-48	20
Coffey, Junior (RB), Washington	1965	13
Coffman, Paul (TE), Kansas State	1978-85	119
Cole, Colin (DT), Iowa	2004-08	57
Coleman, Keo (LB), Mississippi State	1993	12
Coleman, Lavon (RB), Washington	2018	1
Colledge, Daryn (G/T), Boise State	2006-10	80
Collier, Steve (T), Bethune-Cookman	1987	10
Collins, Albin (HB), Louisiana State	1951	7
Collins, Bobby (TE), North Alabama	2001	4
Collins, Brett (LB), Washington	1992-93	15
Collins, Mark (CB), Cal State-Fullerton	1997	1
Collins, Nick (S), Bethune-Cookman	2005-11	95
Collins, Patrick (RB), Oklahoma	1988	5
Collins, Shawn (WR), Northern Arizona	1993	4
Combs, Derek (CB), Ohio State	2003	8
Comp, Irv (B), St. Benedict's	1943-49	69
Compton, Chuck (DB), Boise State	1987	2
Constock, Rudy (G), Georgetown	1931-33	40
Concannon, Jack (DB), Boston College	1974	14
Cone, Fred (FB/K), Clemson	1951-57	82
Conway, Dave (K), Texas	1971	1
Cook, James (G), Notre Dame	1921	2
Cook, Jared (TE), South Carolina	2016	10
Cook, Kelly (RB), Oklahoma State	1987	11
Cook, Ted (E/DB), Alabama	1948-50	35
Cooke, Bill (DE), Massachusetts	1975	5
Cooks, Kerry (S), Iowa	1998	9
Cooney, Mark (LB), Colorado	1974	13
Copeland, Russell (WR), Memphis	1998	3
Corker, John (LB), Oklahoma State	1988	2
Coston, Junius (T/G), North Carolina A&T	2005-07	16
Coughlin, Frank (T), Notre Dame	1921	5
Coutre, Larry (HB), Notre Dame	1950, 53	19
Cox, Ron (LB), Fresno State	1996	16
Cox Jr., Brenton (LB), Florida	2023	4
Crabtree, Tom (TE), Miami (Ohio)	2010-12	46
Craig, Larry (E/B), South Carolina	1939-49	121
Crawford, James (LB), Illinois	2018	16
Crawford, Keith (CB/WR), Howard Payne	1995, 99	13
Cremer, Ted (E), Auburn	1948	3
Crenshaw, Leon (DT), Tuskegee	1968	10
Crimmins, Bernie (G/B), Notre Dame	1945	6
Crockett, John (RB), North Dakota State	2015	2
Croft, Miiburn (T), Ripon	1942-47	51
Cronin, Tommy (HB), Marquette	1922	5
Crosby, Mason (K), Colorado	2007-22	258
Croston, Dave (T), Iowa	1988	16
Crouse, Ray (RB), Nevada-Las Vegas	1984	16
Crowley, Jim (LB), Notre Dame	1925	3
Crutcher, Tommy (LB), TCU	1964-67, 71-72	80
Cuff, Ward (B), Marquette	1947	10
Culbreath, Jim (FB), Oklahoma	1977-79	29
Culver, Al (T), Notre Dame	1932	1
Culver, Tyrone (S), Fresno State	2006	14
Cumby, George (LB), Oklahoma	1980-85	80
Curcio, Mike (LB), Temple	1983	13
Currie, Dan (LB), Michigan State	1958-64	90
Curry, Bill (C), Georgia Tech	1965-66	28
Curry, Scott (T), Montana	1999	5
Cvercko, Andy (G), Northwestern	1960	12
Cyre, Hector (T), Gonzaga	1926	10

D

Dafney, Dominique (TE), Indiana State	2020-21	15
Dahms, Tom (T), San Diego State	1955	12
Dale, Carroll (WR), Virginia Tech	1965-72	111
Danelo, Joe (K), Washington State	1975	12

Daniell, Averell (T), Pittsburgh	1937	5
Daniels, Mike (DL), Iowa	2012-18	102
Darjean, Ernie (LB), Auburn	1957	12
Darkins, Chris (RB), Minnesota	1997	14
Darling, Bernard (C), Beloit	1927-31	36
Davenport, Bill (HB), Hardin-Simmons	1931	2
Davenport, Najeh (RB/FB), Miami (Fla.)	2002-05	39
Davey, Don (DE/DT), Wisconsin	1991-94	50
Davidson, Ben (DE), Washington	1961	14
Davis, Anthony (LB), Utah	1999	14
Davis, Dave (WR), Tennessee A&I	1971-72	24
Davis, Harper (B), Mississippi State	1951	12
Davis, Kenneth (RB), TCU	1986-88	35
Davis, Knile (RB), Arkansas	2016	2
Davis, Paul (G), Marquette	1922	7
Davis, Ralph (G), Wisconsin	1947-48	22
Davis, Rob (LS), Shippensburg	1997-2007	167
Davis, Shawn (S), Florida	2021	1
Davis, Trevor (WR), California	2016-19	31
Davis, Tyler (TE), Georgia Tech	2021-22	31
Davis, Tyrone (TE), Virginia	1997-2002	69
Davis, Willie (DE), Grambling State	1960-69	138
Dawson, Dale (K), Eastern Kentucky	1988	4
Dawson, Gib (HB), Texas	1953	7
Dean, Walter (FB), Grambling State	1991	9
Deeks, Don (T), Washington	1948	8
Dees, Bob (T), Southwest Missouri State	1952	9
Degrate, Tony (DE), Texas	1985	1
Deguara, Josiah (TE), Cincinnati	2020-23	50
Del Gaizo, Jim (QB), Tampa	1973	8
Del Greco, Al (K), Auburn	1984-87	46
DeLisle, Jim (DT), Wisconsin	1971	9
Dellenbach, Jeff (C/G), Wisconsin	1996-98	33
DeLuca, Tony (NT), Rhode Island	1984	1
Dendy, Patrick (CB), Rice	2005-06	16
Dennard, Preston (WR), New Mexico	1985	16
Dent, Burnell (LB), Tulane	1986-92	95
Deschaine, Dick (P), No college	1955-57	36
Detmer, Ty (QB), Brigham Young	1993	95
Dial, Quinton (DT), Alabama	2017	13
Dickey, Lynn (QB), Kansas State	1976-77, 79-85	105
Dieder, Clint (TE), Portland State	1988-89	31
Dietrich-Smith, Evan (G/C), Idaho State	2009, 11-13	61
Diggs, Na'il (LB), Ohio State	2000-05	84
Dillon, AJ (RB), Boston College	2020-23	60
Dillon, Bobby (DB), Texas	1952-59	94
Dilweg, Anthony (QB), Duke	1989-90	10
Dilweg, Lavvie (E), Marquette	1927-34	98
Dimler, Rich (DT), Southern California	1980	3
Dingle, Antonio (DT), Virginia	1999	6
DiPiero, Ray (G), Ohio State	1950-51	18
Disend, Leo (T), Albright	1940	5
Dittrich, John (G), Wisconsin	1959	12
Don Carlos, Waldo (C), Drake	1931	12
D'Onofrio, Mark (LB), Penn State	1992	2
Donohoe, Mike (TE), San Francisco	1973-74	27
Doreant, Makinton (CB), Northern Iowa	2016	4
Dorsett, Matthew (CB), Southern Univ.	1995	10
Dorsey, Dean (K), Toronto	1988	3
Dorsey, John (LB), Connecticut	1984-88	76
Dorsey, Kevin (WR), Maryland	2014	3
Dotson, Earl (T), Texas A&I	1993-2002	120
Dotson, Santana (DT), Baylor	1996-2001	88
Doubs, Romeo (WR), Nevada	2022-23	30
Douglas, Rasul (CB), West Virginia	2021-23	36
Douglass, Bobby (QB), Kansas	1978	12
Douglass, Mike (LB), San Diego State	1978-85	119
Dowden, Corey (CB), Tulane	1996	9
Dowden, Steve (T), Baylor	1952	12
Dowler, Boyd (WR), Colorado	1959-69	150
Dowling, Brian (QB), Yale	1977	2
Drake, Kenyan (RB), Alabama	2023	1
Drechsler, Dave (G), North Carolina	1983-84	32
Dreyer, Wally (B), Wisconsin	1950	12
Driver, Donald (WR), Alcorn State	1999-2012	205
Drost, Jeff (DT), Iowa	1987	2
Druis, Chuck (G), Temple	1950	11
Duckett, Forey (CB), Nevada	1994	3
Duford, Wilfred (B), Marquette	1924	3
Duhart, Paul (B), Florida	1944	8
Dukes, Jamie (C), Florida State	1994	6
DuMoe, Bill (E), No college	1921	6
Dunaway, Dave (WR), Duke	1968	2
Duncan, Ken (P), Tulsa	1971	2
Dunn, Red (B), Marquette	1927-31	58
Dunningan, Pat (E), Minnesota	1922	2

E

Ealy, Biren (WR), Houston	2009	1
Earhart, Ralph (B), Texas Tech	1948-49	24
Earp, Jug (C), Monmouth	1922-32	120
Eason, Roger (G), Oklahoma	1949	12
Ecker, Ed (T), John Carroll	1950-51	19
Edwards, Antuan (CB/S), Clemson	1999-2003	53
Edwards, Earl (DT), Wichita State	1979	9

Ellerson, Gary (FB), Wisconsin	1985-86	31
Elliott, Carlton (E), Virginia	1951-54	48
Elliott, Jayrone (LB), Toledo	2014-16	38
Elliott, Tony (DB), Central Michigan	1987	1
Ellis, Gerry (FB), Missouri	1980-86	103
Ellis, Ken (CB), Southern Univ.	1970-75	83
Enagbare, Kingsley (LB), South Carolina	2022-23	34
Enderle, Dick (G), Minnesota	1976	3
Engebretsen, Paul (G), Northwestern	1934-41	64
Engelmann, Wuert (B), South Dakota State	1930-33	44
Enright, Rex (FB), Notre Dame	1926-27	19
Epps, Phillip (WR), TCU	1982-88	85
Ervin, Tyler (RB), San Jose State	2019-20	12
Estep, Mike (G), Bowling Green	1987	1
Ethridge, Joe (T), Southern Methodist	1949	12
Evans, Dick (E), Iowa	1940, 43	17
Evans, Doug (CB), Louisiana Tech	1997-97	79
Evans, Jack (B), California	1929	3
Evans, Jahri (G), Bloomsburg	2017	14
Evans, Lon (G), TCU	1933-37	57
Evans, Marwin (S), Utah State	2016-17	32

F

Fackrell, Kyle (LB), Utah State	2016-19	61
Falkenstein, Tony (FB), St. Mary's (Calif.)	1943	10
Fanucci, Mike (DE), Arizona State	1974	13
Faverty, Hal (C/LB), Wisconsin	1952	11
Favre, Brett (QB), Southern Mississippi	1992-2007	255
Faye, Allen (E), Marquette	1922	1
Feasel, Greg (T), Abilene Christian	1986	15
Feathers, Beattie (B), Tennessee	1940	1
Ferguson, Howie (FB), No college	1953-58	65
Ferguson, Robert (WR), Texas A&M	2001-06	60
Ferragamo, Vince (QB), Nebraska	1986	3
Ferrario, Bill (G), Wisconsin	2002	16
Ferry, Lou (T), Villanova	1949	12
Finley, Jermichael (TE), Texas	2008-13	70
Finnin, Tom (T), Detroit	1957	3
Fisher, Tony (RB), Notre Dame	2002-05	60
Fitzgerald, Kevin (TE), Wisconsin-Eau Claire	1987	1
Fitzgibbon, Paul (B), Creighton	1930-32	24
Flaherty, Dick (E), Marquette	1926	12
Flanagan, Mike (C/T), UCLA	1998-2005	98
Flanigan, Jim (LB), Pittsburgh	1967-70	40
Flanigan, Jim (DT), Notre Dame	2001	16
Fleming, Mary (TE), Utah	1963-69	95
Flinn, Ryan (P), Central Florida	2005	2
Flowers, Bob (C/LB), Texas Tech	1942-49	63
Floyd, Bobby Jack (FB), TCU	1952	12
Flynn, Matt (QB), Louisiana State	2008-11, 13-14	46
Flynn, Tom (S), Pittsburgh	1984-86	38
Folkins, Lee (DE), Washington	1961	14
Fontenot, Herman (RB), Louisiana State	1989-90	30
Fontenot, Therrian (CB), Fresno State	2005	1
Ford, Len (DE), Michigan	1958	11
Ford, Rudy (S), Auburn	2022-23	30
Ford, Trevor (CB), Troy	2009	3
Forester, Bill (LB), Southern Methodist	1953-63	138
Forte, Aldo (G), Montana	1947	10
Forte, Bob (B), Arkansas	1946-53	80
Francies, Chris (WR), Texas-El Paso	2006-07	8
Francis, Joe (B), Oregon State	1958-59	24
Francois, Robert (LB), Boston College	2010-13	39
Franklin, Johnathan (RB), UCLA	2013	11
Frankowski, Ray (G), Washington	1945	2
Franks, Bubba (TE), Miami (Fla.)	2000-07	114
Franta, Herb (T), St. Thomas	1930	2
Franz, Nolan (WR), Tulane	1986	1
Franz, Todd (S), Tulsa	2002	05
Frase, Paul (DE), Syracuse	1997	9
Freeman, Antonio (WR), Virginia Tech	1995-2001, 03	116
Freeman, Bob (DB), Auburn	1959	12
Fries, Sherwood (G/LB), Colorado State	1943	5
Fritsch, Ted (B), Stevens Point Teachers	1942-50	99
Frost, Derrick (P), Northern Iowa	2008	12
Frutig, Ed (E), Michigan	1941, 45	9
Fuller, Curtis (S), TCU	2003-04	10
Fuller, Joe (CB), Northern Iowa	1991	16
Fullwood, Brent (RB), Auburn	1987-90	45
Fusina, Chuck (QB), Penn State	1986	7

G

Gabbard, Steve (T), Florida State	1991	4
Gado, Samkon (RB), Liberty	2005-06	9
Gaines, Innis (S), TCU	2021-23	12
Galbraith, Scott (TE), Southern California	1998	1
Galbreath, Harry (G), Tennessee	1993-95	48
Galeai, Tipa (LB), Utah State	2020-22	13
Gantenben, Miilt (E), Wisconsin	1931-40	103
Garcia, Eddie (K), Southern Methodist	1983-84	19
Gardella, Anthony (B), Holy Cross	1923	7
Gardner, Milton (G), Wisconsin	1922-26	55
Gardner, Rod (WR), Clemson	2005	2
Garrett, Bob (QB), Stanford	1954	9

Garrett, Len (TE), New Mexico Highlands	1971-73	30
Garvin, Jonathan (LB), Miami (Fla.)	2020-22	38
Gary, Rashan (LB), Michigan	2019-23	73
Gassert, Ron (DT), Virginia	1962	10
Gaston, Bruce (DT), Purdue	2015	2
Gatewood, Lester (C), Baylor	1946-47	23
Gavin, Buck (B), Syracuse	1921, 23	9
Gaydos, Kent (WR), Florida State	1975	4
Gbaja-Biamila, Kabeer (DE), San Diego State	2000-08	124
Gerhart, Garth (C), Arizona State	2014	2
Getty, Charlie (T), Penn State	1983	15
Giacomini, Breno (T), Louisville	2008	1
Gibson, Paul (WR), Texas-El Paso	1972	1
Gilbert, Reggie (LB), Arizona	2017-18	18
Gillette, Jim (B), Virginia	1947	10
Gillingham, Gale (G), Minnesota	1966-74, 76	128
Gillis, Willie (QB), Norfolk State	1987	1
Giordano, Matt (S), California	2009	5
Girard, Jug (B), Wisconsin	1948-51	46
Gizzi, Chris (LB), Air Force	2000-01	23
Glass, Leland (WR), Oregon	1972-73	26
Glenn, Terry (WR), Ohio State	2002	15
Glück, Eddie (B), Marquette	1921-22	6
Goforth, Derrel (G/C), Oklahoma State	1977-82	85
Goldenberg, Charles (G/B), Wisconsin	1933-45	120
Goode, Brett (LS), Arkansas	2008-17	152
Goodman, Herbert (RB), Graceland	2000-01	12
Goodman, Les (RB), Yanpton	1973-74	19
Goodnight, Clyde (E), Tulsa	1945-49	38
Goodson, B.J. (LB), Clemson	2019	15
Goodson, Demetri (CB), Baylor	2014-16	26
Gordon, Darrien (CB/KR), Stanford	2002	13
Gordon, Dick (WR), Michigan State	1973	2
Gordon, Lou (T), Illinois	1936-37	22
Gordy, Josh (CB), Central Michigan	2010	2
Gorgal, Ken (DB), Purdue	1956	5
Grabowski, Jim (RB), Illinois	1966-70	63
Graham, Jay (RB), Tennessee	2002	3
Graham, Jimmy (TE), Miami (Fla.)	2018-19	32
Grant, David (DE), West Virginia	1993	7
Grant, Ryan (RB), Notre Dame	2007-12	67
Gray, Cecil (T), North Carolina	1992	2
Gray, Jack (E), No college.	1923	1
Gray, Johnnie (S), Cal State-Fullerton	1975-83	124
Green, Ahman (RB), Nebraska	2000-06, 09, 10	104
Green, Alex (RB), Hawai'i	2011-12	16
Green, Howard (DE/NT), Louisiana State	2010-11	25
Green, Jessie (WR), Tulsa	1976	1
Greene, Raven (S), James Madison	2018-20	20
Greene, Tiger (S), Western Carolina	1986-90	72
Greeney, Norm (G), Notre Dame	1933	7
Greenfield, Tom (C/LB), Arizona	1939-41	22
Greenwood, David (S), Wisconsin	1986	9
Gregg, Forrest (T), Southern Methodist	1956, 58-70	187
Gremminger, Hank (DB), Baylor	1956-65	123
Griffin, Harold (C), Iowa	1928	5
Grimes, Billy (HB), Oklahoma A&M	1950-52	36
Grimm, Dan (G), Colorado	1963-65	42
Gros, Earl (FB), Louisiana State	1962-63	28
Grove, Roger (B), Michigan State	1931-35	51
Gruber, Bob (T), Pittsburgh	1987	1
Gueno, Jim (LB), Tulane	1976-80	75
Guion, Letroy (DT), Florida State	2014-16	44
Gunter, LaDarius (CB), Miami (Fla.)	2015-17	25

H

Hackbart, Dale (DB), Wisconsin	1960-61	14
Hackett, Joey (TE), Elon	1987-88	20
Haddix, Michael (FB), Mississippi State	1989-90	32
Hadi, John (QB), Kansas	1974-75	22
Haley, Darryl (T), Utah	1988	13
Hall, Charlie (CB), Pittsburgh	1971-76	83
Hall, Corey (FB), Boise State	2007-10	48
Hall, Lamont (TE), Clemson	1999	14
Hall, Mark (DE), Southwestern Louisiana	1989-90	10
Hallstrom, Ron (G), Iowa	1982-92	162
Hamilton, La'Darius (LB), North Texas	2021-22	9
Hamilton, Ruffin (LB), Tulane	1994	5
Hampton, Dave (RB), Wyoming	1969-71	33
Hanner, Dave (DT), Arkansas	1952-64	160
Hanny, Frank (T), Indiana	1930	2
Hansen, Don (LB), Illinois	1976-77	20
Hansen, Hal (FB/E), Minnesota	1923	1
Hanson, Chris (P), Marshall	1993	1
Hanson, Jake (C/G), Oregon	2021-22	11
Harden, Derrick (WR), Eastern New Mexico	1987	3
Harden, Leon (S), Texas-El Paso	1970	8
Harding, Roger (C), California	1949	6
Hardy, Kevin (DT), Notre Dame	1970	14
Hargrove, James (RB), Wake Forest	1987	2
Harper, Chris (WR), Kansas State	2013	4
Harrell, Graham (QB), Texas Tech	2012	4
Harrell, Justin (DT/DE), Tennessee	2007-08, 10	14
Harrell, Willard (RB), Pacific	1975-77	40
Harris, Al (CB), Texas A&M-Kingsville	2003-09	102

Harris, Alonzo (RB), Louisiana-Lafayette	2015	6
Harris, Bernardo (LB), North Carolina	1995-2001	111
Harris, Corey (WR/CB/KR), Vanderbilt	1992-94	37
Harris, De'Jon (LB), Arkansas	2020	2
Harris, DuJuan (RB), Troy	2012, 14	19
Harris, Jack (B), Wisconsin	1925-26	21
Harris, Jackie (TE), Northeast Louisiana	1990-93	60
Harris, Leotis (G), Arkansas	1978-83	74
Harris, Raymond (RB), Ohio State	1998	8
Harris, Tim (LB), Memphis	1986-90	76
Harris, William (TE), Bishop	1990	4
Harrison, Anthony (DB), Georgia Tech	1987	3
Harrison, Damon (DL), William Penn	2020	1
Hart, Derek (LS), James Madison	2017	2
Hart, Doug (DB), Texas-Arlington	1964-71	112
Hartnett, Perry (G), Southern Methodist	1987	1
Hartwig, Keith (WR), Arizona	1977	4
Harvey, Maurice (S), Ball State	1981-83	29
Hasselbeck, Matt (QB), Boston College	1999-2000	32
Hathcock, Dave (DB), Memphis	1966	14
Hauck, Tim (S), Montana	1991-94	58
Haviv, Dennis (G), Colorado	1977	7
Havner, Spencer (LB/TE), UCLA	2008-10	21
Hawk, A.J. (LB), Ohio State	2006-14	142
Hawkins, Josh (CB), East Carolina	2016-17	26
Hawkins, Mike (CB), Oklahoma	2005	11
Hawthorne, Michael (CB/S), Purdue	2003-04	30
Haycraft, Ken (E), Minnesota	1930	1
Hayden, Aaron (RB), Tennessee	1997	14
Hayes, Chris (S), Washington State	1996	2
Hayes, Dave (E), Notre Dame	1921-22	13
Hayes, Gary (DB), Fresno State	1984-86	42
Hayes, Norb (E), Marquette	1923	6
Hayhoe, Bill (T), Southern California	1969-73	61
Hayes, George (DE), St. Bonaventure	1953	9
Hayward, Casey (CB), Vanderbilt	2012-15	51
Hearden, Les (HB), St. Ambrose	1924	2
Hearden, Tom (B), Notre Dame	1927-28	5
Heath, Malik (WR), Mississippi	2023	13
Heath, Stan (QB), Nevada	1949	12
Heflin, Jack (DL), Iowa	2021	4
Hefner, Larry (LB), Clemson	1972-75	34
Heimburger, Craig (G), Missouri	1999	2
Held, Paul (QB), San Jose State	1955	2
Helluin, Jerry (DT), Tulane	1954-57	48
Henderson, William (FB), North Carolina	1995-2006	188
Hendrian, Dutch (CB), Princeton	1924	11
Hendricks, Ted (LB), Miami (Fla.)	1974	14
Henry, Urban (DT), Georgia Tech	1963	14
Henrich, Craig (P), Notre Dame	1994-97	64
Herber, Arnie (B), Regis	1930-40	109
Herron, Noah (RB), Northwestern	2005-06	21
Hickman, Larry (FB), Baylor	1960	12
Highsmith, Don (RB), Michigan State	1973	7
Hill, Don (B), Stanford	1929	3
Hill, Jim (DB), Texas A&I	1972-74	41
Hill, Kylin (RB), Mississippi State	2021-22	10
Hill, Michael (RB), Missouri Western State	2013	2
Hill, Nate (DE), Auburn	1988	4
Hilton, John (TE), Richmond	1970	14
Himes, Dick (T), Ohio State	1968-77	135
Hinkle, Clarke (FB), Bucknell	1932-41	113
Hinte, Hal (E), Pittsburgh	1942	1
Hobbins, Jim (G), Minnesota	1987	3
Hodge, Abdul (LB), Iowa	2006	8
Hoffman, Gary (T), Santa Clara	1984	1
Holiday, Caryle (WR), Notre Dame	2006-07	5
Holland, Darius (DT/DE), Colorado	1995-97	42
Holland, Johnny (LB), Texas A&M	1987-93	103
Holler, Ed (LB), South Carolina	1963	2
Holliday, Vonnice (DE), North Carolina	1998-2002	66
Hollinquest, Lamont (LB), Southern California	1996-98	46
Hollins, Justin (LB), Oregon	2022-23	10
Hollman, Ka'dar (CB), Toledo	2019-20	18
Holmberg, Rob (LB), Penn State	2001	4
Holmes, Darick (RB), Portland State	1998	11
Holmes, Jerry (CB), West Virginia	1990-91	29
Hood, Estus (DB), Illinois State	1978-84	104
Hope, Charles (G), Central (Ohio) State	1994	6
Horn, Don (QB), San Diego State	1967-70	20
Horning, Paul (B), Notre Dame	1957-62, 64-66	104
Horton, Jason (CB), North Carolina A&T	2004-05	23
House, Davon (CB), New Mexico State	2011-14, 17-18	55
Houston, Bobby (LB), North Carolina State	1990	1
Howard, Desmond (WR/KR), Michigan	1996, 99	24
Howard, Lynn (B), Indiana	1921-22	12
Howell, John (B), Nebraska	1938	6
Howton, Billy (E), Rice	1952-58	80
Hubbard, Cal (T), Geneva	1929-33, 35	75
Huckleby, Harlan (RB), Michigan	1980-85	84
Hudson, Bob (RB), Northeastern (Okla.) State	1972	12
Huffman, Tim (G/T), Notre Dame	1981-85	47
Hull, Tom (LB), Penn State	1975	12
Humphrey, Donnie (DE), Auburn	1984-86	48
Humphrey, Tory (TE), Central Michigan	2005-06, 08	24
Hundley, Brett (QB), UCLA	2016-17	15

Hunt, Cletidus (DT/DE), Kentucky State	1999-2004	85
Hunt, Ervin (DB), Fresno State	1970	6
Hunt, Kevin (T), Doane	1972	3
Hunt, Mike (LB), Minnesota	1978-80	22
Hunter, Art (C), Notre Dame	1954	12
Hunter, Jason (DE), Appalachian State	2006-08	42
Hunter, Scott (DB), Alabama	1971-73	35
Hunter, Tony (RB), Minnesota	1987	1
Hutchins, Paul (T), Western Michigan	1993-94	17
Hutson, Don (E/DB), Alabama	1935-45	116
Hyde, Micah (CB/DB), Iowa	2013-16	63
Hyland, Bob (C), Boston College	1967-69, 76	56

I

Ilkin, Tunch (T), Indiana State	1993	1
Iman, Ken (C), Southeast Missouri State	1960-63	54
Ingalls, Bob (C/LB), Michigan	1942	10
Ingram, Darryl (TE), California	1992-93	18
Ingram, Mark (WR), Michigan State	1995	16
Isbell, Cecil (B), Purdue	1938-42	54
Ivery, Eddie Lee (RB), Georgia Tech	1979-86	72

J

Jacke, Chris (K), Texas-El Paso	1989-96	126
Jackson, Alexander (G), Louisiana State	2002	2
Jackson, Brandon (RB), Nebraska	2007-10	52
Jackson, Chris (WR), Washington State	2002-03	2
Jackson, Darius (RB), Eastern Michigan	2018	2
Jackson, Don (RB), Nevada	2016	3
Jackson, Grady (DT), Knoxville	2003-05	34
Jackson, James (RB), Miami (Fla.)	2004	1
Jackson, Johnnie (S), Houston	1992	2
Jackson, Josh (CB), Iowa	2018-20	42
Jackson, Keith (TE), Oklahoma	1995-96	25
Jackson, Mel (G), Southern California	1976-80	64
Jacobs, Allen (HB), Utah	1965	14
Jacobs, Jack (B), Oklahoma	1947-49	36
Jacunski, Harry (E), Fordham	1939-44	55
Jakes, Van (CB), Kent State	1989	16
Jamerson, Natrell (CB), Wisconsin	2018	2
James, Claudis (WR), Jackson State	1967-68	15
Janet, Ernie (G), Washington	1975	31
Janis, Jeff (WR), Saginaw Valley State	2014-17	51
Jankowski, Ed (B), Wisconsin	1937-41	50
Jansante, Val (E), Duquesne	1951	3
Jay, Craig (TE), Mount Senario	1987	3
Jean, Walt (G), Heidelberg	1925-26	19
Jean-Charles, Shemar (CB), Appalachian State	2021-22	20
Jean Francois, Ricky (DT), Louisiana State	2017	6
Jefferson, John (WR), Arizona State	1981-84	50
Jefferson, Norman (DB), Louisiana State	1987-88	14
Jenison, Ray (T), South Dakota State	1931	2
Jenke, Noel (LB), Minnesota	1973-74	10
Jenkins, Billy (S), Howard	2001	6
Jenkins, Cullen (DT/DE), Central Michigan	2004-10	93
Jenkins, Elgton (G/T), Mississippi State	2019-23	70
Jennings, Greg (WR), Western Michigan	2006-12	96
Jennings, Jim (E), Missouri	1955	4
Jennings, M.D. (S), Arkansas State	2011-13	47
Jensen, Greg (G), No college	1987	1
Jensen, Jim (RB), Iowa	1981-82	23
Jervay, Travis (RB), The Citadel	1995-98	56
Jeter, Bob (DB), Iowa	1963-70	107
John, Ulrick (T), Georgia State	2017	5
Johnson, Bill (DE), Minnesota	1941	6
Johnson, Charles (DT), Maryland	1979-80, 83	45
Johnson, Danny (LB), Tennessee State	1978	3
Johnson, Ezra (DE), Morris Brown	1977-87	148
Johnson, Glenn (T), Arizona State	1949	8
Johnson, Howard (G/LB), Georgia	1940-41	22
Johnson, Joe (HB), Boston College	1954-58	53
Johnson, Joe (DE), Louisville	2002-03	11
Johnson, Kenneth (DB), Mississippi State	1987	12
Johnson, KeShon (CB), Arizona	1994, 97	7
Johnson, LeShon (RB), Northern Illinois	1994-95	14
Johnson, Marvin (DB), San Jose State	1952-53	12
Johnson, Quinn (FB), Louisiana State	2009-10	20
Johnson, Randy (QB), Texas A&I	1976	3
Johnson, Reggie (TE), Florida State	1994, 97	13
Johnson, Sammy (RB), North Carolina	1979	3
Johnson, Tom (DT), Michigan	1952	8
Johnson Jr., Anthony (S), Iowa State	2023	12
Johnston, Chester (B), Marquette	1931, 34-38	26
Jolly, Johnny (DT/DE), Texas A&M	2006-09, 13	61
Jolly, Mike (S), Michigan	1980, 82-83	35
Jones, Aaron (RB), Texas El-Paso	2017-23	97
Jones, Bob (G), Indiana	1934	12
Jones, Boyd (T), Texas Southern	1984	2
Jones, Brad (LB), Colorado	2009-14	76
Jones, Bruce (G), Alabama	1927-28	22
Jones, Caleb (T), Indiana	2023	1
Jones, Calvin (RB), Nebraska	1996	1
Jones, Daryll (DB), Georgia	1984-85	24
Jones, Datone (DE/LB), UCLA	2013-16	59

Jones, Jamal (WR/KR), North Carolina A&T	2005	2
Jones, James (WR), San Jose State	2007-13, 15	120
Jones, Josh (S), North Carolina State	2017-18	29
Jones, Kobe (LB), Mississippi State	2022	1
Jones, Ron (TE), Texas-El Paso	1969	6
Jones, Scott (T), Washington	1991	2
Jones, Sean (DE), Northeastern	1994-96	47
Jones, Terry (NT), Alabama	1978-84	85
Jones, Tom (G), Bucknell	1938	8
Jordan, Charles (WR), Long Beach City	1994-95, 99	20
Jordan, Henry (DT), Virginia	1959-69	139
Jordan, Kenneth (LB), Tuskegee	1987	3
Jorgenson, Carl (T), St. Mary's (Calif.)	1934	10
Josue, Steve (LB), Carson-Newman	2004	4
Joyner, Seth (LB), Texas-El Paso	1997	11
Jue, Bhawoh (CB/S), Penn State	2001-04	51
Jurkovic, John (NT), Eastern Illinois	1991-95	69

K

Kahler, Bob (B), Nebraska	1942-44	19
Kahler, Royal (T), Nebraska	1942	7
Kampman, Aaron (DE/LB), Iowa	2002-09	112
Kapinos, Jeremy (P), Penn State	2008-09	20
Katalinas, Leo (T), Catholic Univ.	1938	8
Kauahi, Kani (C), Hawai'i	1988	16
Keane, Tom (G), Iowa	1952	11
Keefe, Emmett (T), Notre Dame	1921	23
Keke, Kingsley (DL), Texas A&M	2019-21	41
Kekeris, Jim (T), Missouri	1948	5
Kell, Paul (T), Notre Dame	1939-40	20
Kelley, Bill (E), Texas Tech	1949	12
Kelly, Dennis (T), Purdue	2021	10
Kelly, Joe (LB), Washington	1995	13
Kelly, Kyu Blu (CB), Stanford	2023	1
Kemp, Perry (WR), California (Pa.)	1988-91	62
Kendricks, Lance (TE), Wisconsin	2017-18	32
Kercher, Bob (DE), Georgetown	1944	2
Kern, Bill (T), Pittsburgh	1929-30	18
Kerridge, Joe (FB), Michigan	2016-17	12
Keuper, Ken (B), Georgia	1945-47	31
Kiel, Blair (QB), Notre Dame	1988, 90-91	8
Kiesling, Walt (G), St. Thomas	1935-36	18
Kight, Kelvin (WR/KR), Florida	2004	1
Kilbourne, Warren (T), Minnesota	1939	4
Kimball, Bobby (WR), Oklahoma	1979-80	8
Kimmel, J.D. (DT), Houston	1958	12
Kinard, Billy (B), Mississippi	1957-58	24
Kinder, Randy (CB), Notre Dame	1997	12
King, David (DB), Auburn	1987	3
King, Don (DT), Kentucky	1956	6
King, Don (DB), Southern Methodist	1987	1
King, Kevin (CB), Washington	2017-21	51
Kirby, Jack (B), Southern California	1949	6
Kirksey, Christian (LB), Iowa	2020	11
Kitson, Syd (G), Wake Forest	1980-81, 83-84	49
Kitts, Jim (FB), Ferrum	1998	2
Kizer, DeShone (QB), Notre Dame	2018	3
Klaus, Fee (C), No college	1921	4
Klemm, Adrian (G/T), Hawai'i	2005	16
Kliebhan, Adolph (B), No college	1921	1
Knafel, Gary (E), Colorado	1954-62	90
Knapp, Lindsay (G), Notre Dame	1996	9
Knutson, Gene (DE), Michigan	1954, 56	18
Knutson, Steve (T), Southern California	1976-77	25
Koart, Matt (DE), Southern California	1986	6
Koch, Greg (T), Arkansas	1977-85	133
Koncar, Mark (T), Colorado	1976-77, 79-81	53
Konopasek, Ed (T), Ball State	1987	3
Koonce, George (LB), East Carolina	1992-99	112
Kopay, Dave (RB), Washington	1972	14
Kostelnik, Ron (T), Cincinnati	1961-68	110
Kotal, Eddie (B), Lawrence	1925-29	46
Kovatch, John (E), Notre Dame	1947	3
Kowalkowski, Bob (G), Virginia	1977	4
Kraft, Tucker (TE), South Dakota State	2023	17
Kramer, Jerry (G), Idaho	1958-68	130
Kramer, Ron (TE), Michigan	1957, 59-64	89
Kranz, Kenneth (B), Milwaukee Teachers	1949	7
Krause, Larry (RB), St. Norbert	1970-71, 73-74	51
Krause, Ryan (TE), Nebraska-Omaha	2007	9
Kroll, Bob (S), Northern Michigan	1972-73	5
Kuberski, Bob (DT), Navy	1995-98	21
Kuechenberg, Rudy (LB), Indiana	1970	6
Kuhn, John (FB), Shippensburg	2007-15	139
Kumerow, Jake (WR), Wisconsin-Whitewater	2018-19	19
Kurth, Joe (T), Notre Dame	1933-34	20
Kuusisto, Bill (G), Minnesota	1941-46	54

L

LaBounty, Matt (DE), Oregon	1995	14
Lacy, Eddie (RB), Alabama	2013-16	51
Ladrow, Walby (B), No college	1921	1
Lally, Bob (LB), Cornell	1976	2
Lambeau, Earl "Curly" (B), Notre Dame	1921-29	77

Lammons, Pete (TE), Texas	1972	12
Lancaster, Tyler (DL), Northwestern	2018-21	59
Landers, Walt (FB), Clark	1978-79	13
Landeta, Sean (P), Towson State	1998	16
Lane, MacArthur (RB), Utah State	1972-74	41
Lang, T.J. (G/T), Eastern Michigan	2009-16	119
Kankas, Jim (FB), St. Mary's (Calif.)	1943	3
Lansanah, Danny (LB), Connecticut	2008	5
Larson, Bill (TE), Colorado State	1980	9
Larson, Fred (C), Notre Dame	1925	13
Larson, Kurt (CB), Michigan State	1991	13
Lastavic, Jim (LB), Penn State	1982	8
Lathrop, Kit (DT), Arizona State	1979-80	17
Lattimore, Jamari (LB), Middle Tennessee State	2011-14	49
Lauer, Dutch (E), Detroit	1922	2
Lauer, Larry (C), Alabama	1956-57	18
Laughlin, Jim (LB), Ohio State	1983	15
Lawrence, Jim (B), TCU	1939	3
Laws, Joe (B), Iowa	1934-45	120
Lazard, Allen (WR), Iowa State	2018-22	57
Leach, Vonta (FB), East Carolina	2004-06	23
Leake, John (LB), Clemson	2005	3
Leaper, Wes (E), Wisconsin	1921, 23	2
Leavitt, Dallin (S), Utah State	2022-23	27
Lee, Bill (T), Alabama	1937-42, 46	53
Lee, Charles (WR), Central Florida	2000-01	22
Lee, Donald (TE), Mississippi State	2005-10	92
Lee, James (DT), Oregon State	2004	9
Lee, Mark (CB), Washington	1980-90	157
Lee, Pat (CB), Auburn	2008, 10-11	32
Lee, ReShard (RB), Middle Tennessee State	2005	7
Leigh, Charlie (RB), No college	1974	10
Leiker, Tony (DE), Stanford	1987	1
Lenon, Paris (LB), Richmond	2002-05	64
Leopold, Bobby (LB), Notre Dame	1986	12
Lester, Darrell (C), TCU	1937-38	16
Letlow, Russ (G), San Francisco	1936-42, 46	71
Levens, Dorsey (RB), Georgia Tech	1994-2001	102
Lewellen, Verne (B), Nebraska	1924-32	102
Lewis, Cliff (LB), Southern Mississippi	1981-84	57
Lewis, Gary (TE), Texas-Arlington	1981-84	44
Lewis, Mercedes (TE), UCLA	2018-22	81
Lewis, Mark (TE), Texas A&M	1985-87	18
Lewis, Mike (NT), Arkansas A&M	1980	10
Lewis, Ron (WR), Florida State	1992-94	21
Lewis, Tim (CB), Pittsburgh	1983-86	51
Lidberg, Carl (FB), Minnesota	1926, 29-30	26
Light, Alex (T/G), Richmond	2018-19	16
Linsley, Corey (C), Ohio State	2014-20	99
Lipscomb, Paul (T), Tennessee	1945-49	57
Little, Earl (S), Miami (Fla.)	2005	4
Livingston, Dale (K), Western Michigan	1970	14
Lofton, James (WR), Stanford	1978-86	136
Logan, David (NT), Pittsburgh	1987	2
Logan, Dick (G), Ohio State	1952-53	19
Lollar, Slick (FB), Samford	1928	3
London, Antonio (LB), Alabama	1998	1
Long, Bob (WR), Wichita	1964-67	35
Long Jr., David (CB), Michigan	2023	3
Longwell, Ryan (K), California	1997-2005	144
Loomis, Ace (B), La Crosse St. Teachers	1951-53	33
Looney, James (DL), California	2018	3
Losch, Jack (HB), Miami (Fla.)	1956	12
Lovato, Rick (LS), Old Dominion	2015	2
Love, Jordan (QB), Utah State	2021-23	27
Lovett, John (TE), Princeton	2020	8
Lowry, Dean (DL), Northwestern	2016-22	111
Lucas, Chad (WR), Alabama State	2005	1
Luchey, Nick (FB), Miami (Fla.)	2003-04	27
Lucky, Bill (DT), Baylor	1955	12
Lucky, Bill (G), Arizona	1968-74	90
Luhn, Nolan (E), Tulsa	1945-49	56
Lube, Steve (DB), Ohio State	1975-80	90
Lumpkin, Gregg (RB), Georgia	2008	2
Lusteg, Booth (K), Connecticut	1969	4
Lyle, Dewey (E), Minnesota	1922-23	11
Lyman, Del (T), UCLA	1941	5
Lyon, Billy (DT/DE), Marshall	1998-2002	59

M

Maas, Bill (NT), Pittsburgh	1993	14
Mack, Red (WR), Notre Dame	1966	8
McLeod, Tom (LB), Minnesota	1973	10
Maddox, George (T), Kansas State	1935	1
Majkowski, Don (QB), Virginia	1987-92	68
Malkanon, Rydell (LB), Louisiana State	1987	3
Malone, Alfred (DT), Troy	2008	4
Malone, Grover (B), Notre Dame	1921	6
Mandarich, Tony (T), Michigan State	1989-91	45
Mandeville, Chris (DB), California-Davis	1987-88	6
Manley, Leon (G), Oklahoma	1950-51	24
Mann, Bob (E), Michigan	1950-54	38
Mann, Errol (K), North Dakota	1968	2
Manning, Brian (WR), Stanford	1998	3
Manning, Roy (LB), Michigan	2005	15

Manning, Terrell (LB), North Carolina State	2012	5
Mansfield, Von (DB), Wisconsin	1987	3
Manuel, Marquand (S), Florida	2006	16
Marcol, Chester (K), Hillsdale	1972-80	102
Marks, Larry (B), Indiana	1928	11
Marshall, Rich (DT), Stephen F. Austin	1965	14
Marshall, Torrance (LB/FB), Oklahoma	2001-04	51
Martell, Herman (E), No college	1921	1
Martin, Charles (DE), Livingston	1984-87	48
Martin, David (TE), Tennessee	2001-06	70
Martin, Derrick (S), Wyoming	2009-10	19
Martin, Ingle (QB), Furman	2006	1
Martin, Kamal (LB), Minnesota	2020	10
Martin, Ruvell (WR), Saginaw Valley State	2006-08	41
Martinez, Blake (LB), Stanford	2016-19	61
Martinkovic, John (DE), Xavier	1951-56	72
Maryland, Russell (DT), Miami (Fla.)	2000	16
Mason, Dave (DB), Nebraska	1974	12
Mason, Joel (E), Western Michigan	1942-45	41
Mason, Larry (RB), Troy State	1988	15
Massey, Carlton (DE), Texas	1957-58	14
Masters, Norm (T), Michigan State	1957-64	104
Masthay, Tim (P), Kentucky	2010-15	96
Mataeol, Stan (NT), Arizona	1987	2
Mathys, Charlie (B), Indiana	1922-26	47
Matson, Pat (G), Oregon	1975	14
Matthews, Al (DB), Texas A&I	1970-75	84
Matthews, Aubrey (WR), Delta State	1988-89	20
Matthews, Clay (LB), Southern California	2009-18	143
Mattos, Harry (B), St. Mary's (Calif.)	1936	2
Matuszak, Marv (LB), Tulsa	1958	3
Mayer, Frank (G), Notre Dame	1927	10
Mayes, Derrick (WR), Notre Dame	1996-98	29
Mays, Devante (RB), Utah State	2017	8
Mays, Kivusama (LB), North Carolina	1999	3
McAuliffe, Jack (HB), Beloit	1926	8
McBride, Ron (RB), Missouri	1973	1
McBride, Tod (CB/S), UCLA	1999-2002	61
McCaffrey, Bob (C), Southern California	1975	11
McCarren, Larry (C), Illinois	1973-84	162
McCasin, Eugene (LB), Florida	2000	1
McCloughan, Dave (CB), Colorado	1992	5
McConkey, Phil (WR), Navy	1986	4
McCoy, Mike (C, DB), Colorado	1976-83	110
McCoy, Mike P. (DT), Notre Dame	1970-76	94
McCrary, Herdis (B), Georgia	1929-33	52
McCray, Justin (G), Central Florida	2017-18	25
McDonald, Dustin (G), Indiana	1935	1
McDougal, Bob (B), Miami (Fla.)	1947	1
McDowell, John (G), St. John's (Minn.)	1964	12
McDuffie, Isaiah (LB), Boston College	2021-23	46
McElmurry, Blaine (S), Montana	1997	1
McGarrahan, Scott (S), New Mexico	1998-2000	44
McGarry, John (G), St. Joseph's (Ind.)	1987	2
McGaw, Walter (G), Beloit	1926	1
McGeary, Clarence (DT), North Dakota State	1950	12
McGee, Buford (FB), Mississippi	1992	4
McGee, Max (E), Tulane	1954, 57-67	148
McGeorge, Rich (TE), Elon	1970-78	116
McGill, Lenny (CB), Arizona State	1994-95	21
McGrew, Sylvester (DE), Tulane	1987	3
McGruder, Michael (CB), Kent State	1989	2
McGuire, Gene (C), Notre Dame	1996	8
McHan, Lamar (DB), Arkansas	1959-60	24
McHugh, Sean (TE), Penn State	2004	1
McIlhenny, Don (HB), Southern Methodist	1957-59	36
McIntyre, Guy (G), Georgia	1994	10
McJulien, Paul (P), Jackson State	1991-92	25
McKay, Roy (B), Texas	1944-47	35
McKenzie, Keith (DE/LB), Ball State	1996-99	62
McKenzie, Mike (CB), Memphis	1999-2004	70
McKenzie, Raleigh (G), Tennessee	1999-2000	19
McLaughlin, Joe (LB), Massachusetts	1979	3
McLaughlin, Lee (G), Virginia	1941	8
McLean, Orlo (B), No college	1921	3
McLeod, Mike (DB), Montana State	1984-85	20
McMahon, Jim (QB), Brigham Young	1995-96	6
McMath, Herb (DT), Morningside	1977	8
McMichael, Steve (DT), Texas	1994	16
McMillan, Ernie (T), Illinois	1975	12
McMillan, Jerron (S), Maine	2012-13	28
McNabb, Dexter (FB), Florida	1992-93	32
McNally (Blood), Johnny (B), St. John's	1929-33, 35-36	75
McPherson, Forrest (T), Nebraska	1943-45	14
Meade, Mike (FB), Penn State	1982-83	18
Mealey, Rondell (RB), Louisiana State	2001-02	14
Meilinger, Steve (E), Kentucky	1958, 60	24
Melka, James (LB), Wisconsin	1987	1
Melton, Bo (WR), Rutgers	2023	5
Mendoza, Ruben (G), Wayne State	1986	6
Mercein, Chuck (RB), Yale	1967-69	22
Mercer, Mike (K), Northern Arizona	1968-69	16
Merclius, Whitney (LB), Illinois	2021	4
Merling, Phillip (DE), Clemson	2012	3
Merrill, Casey (DE), California-Davis	1979-83	59
Merrill, Mark (LB), Minnesota	1982	4

Merriweather, Mike (LB), Pacific 1993 *2

***—Merriweather played only in two 1993 playoff games**

Mestnik, Frank (FB), Marquette 1963 11

Metcalf, Eric (RB/KR), Texas 2002 1

Meyer, Jim (T), Illinois State 1987 2

Michael, Christine (RB), Texas A&M 2016 6

Michaels, Lou (K), Kentucky 1971 10

Michaels, Walt (G), Washington & Lee 1951 12

Michalske, Mike (G), Penn State 1929-35, 37 95

Michels, John (T), Southern California 1996-97 24

Mickens, Terry (WR), Florida A&M 1994-97 47

Middleton, Terrell (RB), Memphis State 1977-81 71

Midler, Lou (DE), Minnesota 1940 7

Mihajlovich, Lou (DE), Indiana 1954 3

Milan, Don (QB), Cal Poly-San Luis Obispo 1975 7

Millard, Keith (DE), Washington State 1992 2

Miller, Don (B), Southern Methodist 1954 1

Miller, John (T), Boston College 1960 5

Miller, John (LB), Mississippi State 1987 1

Miller, Jordan (DT), Southern 2012 1

Miller, Ookie (C), Purdue 1938 11

Miller, Paul (B), South Dakota State 1936-38 32

Miller, Tom (E), Hampden-Sydney 1946 2

Mills, Stanley (B), Maryland 1922-23 17

Minick, Paul (G), Iowa 1928-29 18

Miree, Brandon (FB), Pittsburgh 2006 10

Mitchell, Basil (RB), TCU 1999-2000 17

Mitchell, Charles (B), Tulsa 1946 2

Mitchell, Roland (CB/S), Texas Tech 1991-94 48

Moffitt, Mike (WR), Fresno State 1986 4

Moje, Dick (E), Loyola (Calif.) 1951 2

Molenda, Bo (B), Michigan 1928-32 45

Moll, Tony (T/G), Nevada 2006-08 39

Monaco, Ron (LB), South Carolina 1987 2

Monnett, Bob (B), Michigan State 1933-38 62

Monroe, Henry (DB), Mississippi State 1979 3

Montgomery, Michael (DE), Texas A&M 2005-10 58

Montgomery, Ty (WR/RB), Stanford 2015-18 36

Moore, Allen (E), Texas A&M 1939 5

Moore, Blake (C/G), Wooster 1984-85 27

Moore, Brent (DE), Southern California 1987 4

Moore, David (WR), East Central 2021 1

Moore, Jason (S), San Diego State 2000 3

Moore, J'Mon (WR), Missouri 2018 12

Moore, Rich (DT), Villanova 1969-70 20

Moore, Tom (HB), Vanderbilt 1960-65 78

Moran, Rich (G), San Diego State 1985-93 108

Morency, Vernard (RB), Oklahoma State 2006-07 26

Moresco, Tim (DB), Syracuse 1977 14

Morgan, Anthony (WR), Tennessee 1993-96 37

Morris, Jim Bob (DB), Kansas State 1987 11

Morris, Larry (RB), Syracuse 1987 2

Morris, Lee (WR), Oklahoma 1987 5

Morrison, Antonio (LB), Florida 2018 16

Morrissey, Jim (LB), Michigan State 1993 6

Morton, Mike (LB), North Carolina 2000 16

Moselle, Dom (B), Superior State 1951-52 20

Moses, Dezman (LB), Tulane 2012 16

Moses, J.J. (WR/KR), Iowa State 2002 2

Mosley, Russ (B), Alabama 1945-46 8

Moss, Perry (QB), Illinois 1948 6

Mott, Joe (LB), Iowa 1993 2

Mott, Norm (B), Georgia 1933 3

Muir, Daniel (DT), Kent State 2007 3

Mullen, Roderick (CB/S), Grambling State 1995-97 38

Mulleneaux, Carl (E), Utah State 1938-41, 45-46 46

Mulleneaux, Lee (C), Northern Arizona 1938 5

Mulumba, Andy (LB), Eastern Michigan 2013-15 22

Murphy, Kyle (T), Stanford 2016-17 6

Murphy, Mark (S), West Liberty State 1980-85, 87-91 147

Murphy, Terrence (WR), Texas A&M 2005 3

Murray, Jab (T), Marquette 1921-24 22

Musgrave, Luke (TE), Oregon State 2023 11

Myers, Josh (C/G), Ohio State 2021-23 40

N

Nadolney, Romanus (G), Notre Dame 1922 8

Nall, Craig (QB), Northwestern (La.) State 2003-04, 07 7

Nance, Dimitri (RB), Arizona State 2010 12

Nash, Tom (E), Georgia 1928-32 53

Naves, Hannibal (LB), Colorado 2003-04 31

Neal, Ed (DT/T), Tulane 1945-51 68

Neal, Frankie (WR), Fort Hays State 1987 12

Neal, Mike (DE/LB), Purdue 2010-15 68

Neill, Bill (NT), Pittsburgh 1984 16

Nelson, Bob (NT), Miami (Fla.) 1988-90 46

Nelson, Jim (LB), Penn State 1998-99 16

Nelson, Jordy (WR), Kansas State 2008-14, 16-17 136

Neville, Tom (T/G), Fresno State 1986-88, 92 38

Newhouse, Marshall (T), TCU 2011-13 47

Newman, Royce (G/T), Mississippi 2021-23 51

Newsome, Craig (CB), Arizona State 1995-98 46

Nichols, Hamilton (G), Rice 1951 9

Nickerson, Hardy (LB), California 2002 16

Nickerson, Parry (CB), Tulane 2020 1

Niemann, Walter (C), Michigan 1922-24 22

Nijman, Yosh (T), Virginia Tech 2020-23 67

Nitschke, Ray (LB), Illinois 1958-72 190

Nix, Doyle (DB), Southern Methodist 1955 12

Nixon, Fred (WR), Oklahoma 1980-81 23

Nixon, James (CB), California (Pa.) 2013 3

Nixon, Keisean (CB), South Carolina 2022-23 34

Noble, Brian (LB), Arizona State 1985-93 117

Noonan, Danny (NT), Nebraska 1992 6

Norgard, Al (E), Stanford 1934 10

Norton, Jerry (DB), Southern Methodist 1963-64 28

Norton, Marty (QB), No college 1925 10

Norton, Rick (QB), Kentucky 1970 1

Nussbaumer, Bob (B), Michigan 1946, 1951 14

Nuzum, Rick (C), Kentucky 1978 16

Nwokorie, Chukie (DE), Purdue 2003 14

Nystrom, Lee (T), Macalester 1974 13

O

Oates, Brad (T), Brigham Young 1981 1

Oats, Carleton (DT), Florida A&M 1973 8

Obiozor, Cyril (LB), Texas A&M 2009 5

O'Boyle, Harry (B), Notre Dame 1928, 32 21

O'Connor, Bob (T), Stanford 1935 7

Odum, Chris (LB), Arkansas State 2017 7

Odum, Steve (WR/KR), Utah 1974-79 75

O'Donahue, Pat (DE), Wisconsin 1955 12

O'Donnell, Dick (E), Minnesota 1924-30 74

O'Donnell, Pat (P), Miami (Fla.) 2022 17

Odson, Urban (T), Minnesota 1946-49 39

Oglesby, Alfred (NT), Houston 1992 7

Ohlgren, Earl (DE), Minnesota 1942 2

Okoniewski, Steve (DT), Montana 1974-75 28

Oliver, Muhammad (CB), Oregon 1993 2

Olsen, Ralph (E), Utah 1949 4

Olsonoski, Larry (G), Minnesota 1948-49 16

O'Malley, Tom (QB), Cincinnati 1950 1

O'Neal, Andre (LB), Marshall 2001 2

O'Neil, Ed (LB), Penn State 1980 12

Orlich, Dan (E), Nevada 1949-51 36

Orzech, Matt (LS), Azusa Pacific 2023 17

Osborn, Dave (RB), North Dakota 1976 6

O'Steen, Dwayne (CB), San Jose State 1983-84 11

O'Sullivan, J.T. (QB), California-Davis 2004 1

Owens, Jonathan (S), Missouri Western State 2023 17

Owens, Rip (G), Lawrence 2022 3

P

Palmer, Nate (LB), Illinois State 2013, 15 24

Palmer, Tony (G), Missouri 2006-07 8

Palumbo, Sam (LB/C), Notre Dame 1957 9

Pankey, Adam (G/T), West Virginia 2017-18 2

Pannell, Ernie (T), Texas A&M 1941-42, 45 22

Pape, Orrin (B), Iowa 1930 2

Papit, Johnny (HB), Virginia 1953 4

Parilli, Babe (QB), Kentucky 1952-53, 57-58 48

Parker, De'Mond (RB), Oklahoma 1999-2000 19

Parker, Freddie (RB), Mississippi Valley State 1987 1

Parlavechio, Chet (LB), Penn State 1983 3

Paskett, Keith (WR), Western Kentucky 1987 12

Paskvan, George (B), Wisconsin 1941 7

Patrick, Frank (QB), Nebraska 1970-72 4

Patrick, Lucas (G), Duke 2017-21 73

Patterson, Shawn (DE), Arizona State 1988-91, 93 48

Patton, Ricky (RB), Jackson State 1979 6

Paulekcs, Tony (C), Washington & Jefferson 1936 10

Paup, Bryce (LB), Northern Iowa 1990-94 64

Payne, Ken (WR), Langston 1974-77 44

Pearson, Henry (FB), Appalachian State 2023 2

Pearson, Lindell (HB), Oklahoma 1952 2

Peay, Francis (T), Missouri 1968-72 62

Pederson, Doug (QB), N.E. Louisiana 1996-98, 2001-04 66

Pelfrey, Ray (E), Eastern Kentucky 1951-52 13

Pennel, Mike (DT), Colorado State-Pueblo 2014-16 37

Pepper, Taybor (LS), Michigan State 2017 4

Peppers, Julius (LB), North Carolina 2014-16 48

Peprah, Charlie (S), Alabama 2006-08, 10-11 67

Perillo, Justin (TE), Maine 2014-16 20

Perkins, Don (FB), Platteville St. Teachers 1944-45 17

Perko, Tom (LB), Pittsburgh 1976 14

Perry, Claude (T), Alabama 1927-35 89

Perry, Nick (LB), Southern California 2012-18 81

Pesonen, Dick (DB), Minnesota-Duluth 1960 12

Peterson, Kenny (DE/DT), Ohio State 2003-05 34

Peterson, Les (E), Texas 1932, 34 20

Peterson, Ray (B), San Francisco 1937 2

Petibon, John (DB), Notre Dame 1957 12

Pettway, Kenny (DE), Grambling State 2008 8

Petway, David (S), Northern Illinois 1981 6

Pickens, Bruce (CB), Nebraska 1993 2

Pickett, Ryan (DT/NT/DE), Ohio State 2006-13 119

Pipkins, Lenzy (CB), Oklahoma State 2017 12

Pisarkiewicz, Steve (QB), Missouri 1980 1

Pitts, Elijah (RB), Philander Smith 1961-69, 71 126

Pitts, Ron (CB), UCLA	1988-90	44
Pleasant, Eddie (S), Oregon	2018	5
Ploeger, Kurt (DE), Gustavus Adolphus	1986	1
Pointer, John (LB), Vanderbilt	1987	3
Pope, Bucky (WR), Catawba	1968	3
Pope, P.J. (RB), Bowling Green	2006	1
Poppinga, Brady (LB), Brigham Young	2005-10	81
Porter, Joe (CB), Rutgers	2008	1
Powers, Sammy (G), No college	1921	4
Prather, Guy (LB), Grambling State	1981-85	73
Pregulman, Merv (G), Michigan	1946	11
Prescott, Harold (E), Hardin-Simmons	1946	2
Preston, Roell (WR/KR), Mississippi	1997-98	17
Price, Brian (DL), Texas San Antonio	2016, 20	3
Price, Mike (S), Illinois State	1993-98	80
Pritko, Steve (E), Villanova	1949-50	20
Propok, Joe (P), Cal Poly-Pomona	1985	9
Provo, Fred (B), Washington	1948	9
Psaltis, Jim (DB), Southern California	1954	11
Purdy, Pid (B), Beloit	1926-27	17
Pureifroy, Dave (DL), Eastern Michigan	1972-77	78
Purnell, Frank (FB), Alcorn A&M	1957	9

Q

Quarless, Andrew (TE), Penn State	2010-11, 13-15	60
Quatse, Jess (T), Pittsburgh	1933	9
Quay, Jeff (WR), Millikin	1989-91	48
Quinlan, Bill (DE), Michigan State	1959-62	52

R

Radick, Ken (E), Marquette	1930-31	5
Rafferty, Vince (C), Colorado	1987	3
Raji, B.J. (NT/DT), Boston College	2009-13, 15	91
Ramsey, Randy (LB), Arkansas	2020	12
Randall, Damarious (CB), Arizona State	2015-17	39
Randolph, Al (DB), Iowa	1971	14
Randolph, Terry (DB), American International	1977	14
Ranspot, Keith (E), Southern Methodist	1942	5
Rash, Lou (DB), Mississippi Valley State	1987	3
Ray, Baby (T), Vanderbilt	1938-48	116
Rayner, Dave (K), Michigan State	2006	16
Redick, Cornelius (WR), Cal State-Fullerton	1987	1
Redmond, Will (CB/S), Mississippi State	2018-20	31
Reed, Jarran (DL), Alabama	2022	17
Reed, Jayden (WR), Michigan State	2023	16
Regnier, Pete (B), Minnesota	1922	5
Reichardt, Bill (FB), Iowa	1952	12
Reid, Floyd (HB), Georgia	1950-56	78
Renner, Bill (P), Virginia Tech	1986-87	6
Reynolds, Jamal (DE), Florida State	2001-03	18
Rhodemyre, Jay (C/LB), Kentucky	1948-49, 51-52	45
Rhyan, Sean (G), UCLA	2022-23	13
Rice, Allen (RB), Baylor	1991	6
Richard, Gary (DB), Pittsburgh	1988	10
Richardson, Sean (S), Vanderbilt	2012-15	30
Riddick, Ray (E), Fordham	1940-42, 46	26
Ringo, Christian (DT), Louisiana-Lafayette	2016	8
Ringo, Jim (C), Syracuse	1953-63	131
Ripkowski, Aaron (FB), Oklahoma	2015-17	47
Risher, Alan (QB), Louisiana State	1987	3
Rison, Andre (WR), Michigan State	1996	5
Rivers, Marco (G), Penn State	1997-2004	125
Rivers, Chaucey (LB), Mississippi State	2021	4
Roach, John (QB), Southern Methodist	1961-63	23
Robbins, Austin (DT), North Carolina	2000	2
Robbins, Tootie (T), East Carolina	1992-93	27
Roberts, Bill (HB), Dartmouth	1956	4
Robinson, Bill (HB), Lincoln (Mo.)	1952	2
Robinson, Charley (G), Morgan State	1951	2
Robinson, Dave (LB), Penn State	1963-72	127
Robinson, Eugene (S), Colgate	1996-97	32
Robinson, James (RB), Illinois State	2023	1
Robinson, Koren (WR), North Carolina State	2006-07	13
Robinson, Luther (DT), Miami	2014	5
Robinson, Michael (CB), Hampton	1996	6
Robison, Tommy (G), Texas A&M	1987	3
Roche, Alden (DE), Southern	1971-76	83
Rochell, Robert (CB), Central Arkansas	2023	9
Rodgers, Aaron (QB), California	2005-22	230
Rodgers, Amari (WR), Clemson	2021-22	26
Rodgers, Del (RB/KR), Utah	1982, 84	23
Rodgers, Richard (TE), California	2014-17	63
Rogers, Nick (LB), Georgia Tech	2004	10
Rohrig, Herman (B), Nebraska	1941, 46-47	25
Roller, Dave (DT), Kentucky	1975-78	48
Rollins, Quinten (CB), Miami (Ohio)	2015-17	33
Roman, Mark (S), Louisiana State	2004-05	32
Romine, Al (HB), Alabama	1955, 58	16
Rosatti, Rudy (T), Michigan	1924, 26-27	27
Rose, Al (E), Texas	1932-36	48
Roskie, Ken (B), South Carolina	1948	6
Ross, Dan (TE), Northeastern	1986	15
Ross, Jeremy (WR), California	2012-13	8

Rossum, Allen (CB/KR), Notre Dame	2000-01	22
Rote, Tobin (DB), Rice	1950-56	84
Rouse, Aaron (S), Virginia Tech	2007-09	27
Rowser, John (DB), Michigan	1967-69	42
Rubens, Larry (C), Montana State	1982-83	25
Rubley, T.J. (QB), Tulsa	1995	1
Rudzinski, Paul (LB), Michigan State	1978-80	33
Ruegauer, Ken (C/G), Arizona State	2003-05	43
Ruettgers, Gray (T), Southern California	1985-96	156
Ruetz, Howard (DT), Lorain	1951-53	20
Rule, Gordon (DB), Dartmouth	1968-69	15
Runyan, Jon (G), Michigan	2020-23	67
Rush, Anthony (DL), Alabama-Birmingham	2020	1
Rush, Clive (E), Miami (Ohio)	1953	11
Russell, Keivanae (CB), Notre Dame	2020	1
Ruzich, Steve (G), Ohio State	1952-54	36
Ryan, Jake (LB), Michigan	2015-17	43
Ryan, Jon (P), Regina (Canada)	2006-07	32

S

Saine, Brandon (RB), Ohio State	2011-12	14
Salem, Harvey (T), California	1992	4
Salsbury, Jim (G), UCLA	1957-58	24
Sample, Chuck (B), Toledo	1942, 45	10
Sampson, Howard (DB), Arkansas	1978-79	31
Sams, Ron (G), Pittsburgh	1983	3
Samuels, Stanford (CB), Florida State	2020	2
Sander, B.J. (P), Ohio State	2005	14
Sandifer, Dan (B), Louisiana State	1952-53	13
Sands, Terrell (DT), Tennessee-Chatanooga	2003	1
Sandusky, John (T), Villanova	1956	12
Sapp III, Benny (S), Northern Iowa	2023	5
Sarafiny, Al (C), St. Edward's	1933	7
Satterfield, Brian (FB), North Alabama	1996	1
Saturday, Jeff (C), North Carolina	2012	14
Sauer, George (B), Nebraska	1935-37	20
Saunders, Russ (FB), Southern California	1931	9
Savage, Darnell (S), Maryland	2019-23	72
Scales, Hurlis (DB), North Texas State	1975	7
Schammel, Francis (G), Iowa	1937	8
Scherer, Bernie (E), Nebraska	1936-38	26
Schlinkman, Walt (FB), Texas Tech	1946-49	46
Schmaehl, Art (FB), No college	1921	6
Schmidt, George (C), Lewis	1952	7
Schmitt, John (C), Hofstra	1974	14
Schneidman, Herrm (B), Iowa	1935-39	40
Schoemann, Roy (C), Marquette	1938	3
Schroeder, Bill (WR), Wis.-La Crosse	*1994, 97-2001	74

*—Schroeder in 1994 played only during the playoffs

Schroll, Charles (G), Louisiana State	1951	12
Schuette, Carl (C/DB), Marquette	1950-51	24
Schuh, Harry (T), Memphis State	1974	14
Schuh, Jeff (LB), Minnesota	1986	12
Schultz, Charles (T), Minnesota	1939-41	21
Schum, Jacob (P), Buffalo	2016	16
Schwammel, Ade (T), Oregon State	1934-36, 43-44	46
Scott, JK (P), Alabama	2018-20	48
Scott, Patrick (WR), Grambling State	1987-88	24
Scott, Randy (LB), Alabama	1981-86	78
Scott, Vernon (S), TCU	2020-21	18
Scribner, Bucky (P), Kansas	1983-84	32
Secord, Joe (C), No college	1922	2
Seeman, George (E), Nebraska	1940	1
Seibold, Champ (T), Wisconsin	1934-38, 40	48
Self, Clarence (B), Wisconsin	1952, 54-55	26
Serini, Wash (G), Kentucky	1952	11
Shanley, Jim (HB), Oregon	1958	12
Sharpe, Sterling (WR), South Carolina	1988-94	112
Sharper, Darren (CB/S), William & Mary	1997-2004	121
Shelley, Dexter (B), Texas	1932	2
Shepherd, Darius (WR), North Dakota State	2019-20	14
Sherrod, Derek (T), Mississippi State	2011, 13-14	20
Shield, Joe (QB), Trinity (Conn.)	1986	3
Shields, Sam (CB), Miami (Fla.)	2010-16	80
Shirey, Fred (T), Nebraska	1940	3
Shumate, Mark (NT), Wisconsin	1985	4
Sikahema, Vai (RB/KR), Brigham Young	1991	11
Simmons, Davie (LB), North Carolina	1979	16
Simmons, John (DB), Southern Methodist	1986	6
Simmons, Wayne (LB), Clemson	1993-97	64
Simpkins, Maurice (LB), Coastal Carolina	2010	2
Simpkins, Ron (LB), Michigan	1988	7
Simpson, Nate (RB), Tennessee State	1977-79	43
Simpson, Travis (C), Oklahoma	1987	3
Sims, Ben (TE), Baylor	2023	17
Sims, Joe (T/G), Nebraska	1992-95	47
Sitton, Josh (G), Central Florida	2008-15	121
Skaugstad, Daryle (NT), California	1983	9
Skeate, Gil (FB), Gonzaga	1927	2
Skibinski, Joe (G), Purdue	1955-56	24
Skinner, Gerald (T), Arkansas	1978	15
Skoglund, Bob (DE), Notre Dame	1947	9
Skoronski, Bob (T), Indiana	1956, 59-68	146
Slaton, T.J. (DL), Florida	2021-23	51
Slaughter, T.J. (LB), Southern Mississippi	2003	1

Sleight, Elmer (T), Purdue	1930-31	26
Smith, Anthony (S), Syracuse	2010	4
Smith, Barry (WR), Florida State	1973-75	41
Smith, Barry (RB), Richmond	1974-80	67
Smith, Ben (E), Alabama	1933	9
Smith, Blane (LB), Purdue	1977	1
Smith, Bruce (B), Minnesota	1945-48	23
Smith, D.J. (LB), Appalachian State	2011-12	22
Smith, Donnell (DE), Southern Univ.	1971	4
Smith, Earl (E), Ripon	1922	n/a
Smith, Ed (B), New York Univ.	1937	2
Smith, Ed (HB), Texas Mines	1948-49	15
Smith, Ernie (T), Southern California	1935-37, 39	40
Smith, Jaylon (LB), Notre Dame	2021	2
Smith, Jermaine (DT), Georgia	1997, 99	19
Smith, Jerry (G), Wisconsin	1956	3
Smith, Kevin (FB), UCLA	1996	1
Smith, Larry (DT/DE), Florida State	2003-04	13
Smith, Moe (RB), North Carolina A&T	2002	1
Smith, Ollie (WR), Tennessee State	1976-77	25
Smith, Perry (DB), Colorado State	1973-76	47
Smith, Preston (LB), Mississippi State	2019-23	82
Smith, Red (G), Notre Dame	1927, 29	10
Smith, Rex (E), Beloit	1922	2
Smith, Rod (CB), Notre Dame	1998	8
Smith, Tremon (CB), Central Arkansas	2019	7
Smith, Warren (G), Western Michigan	1921	2
Smith, Wes (WR), East Texas State	1987	1
Smith, Za'Darius (LB), Kentucky	2019-21	33
Snelling, Ken (B), UCLA	1945	2
Snider, Malcolm (T/G), Stanford	1972-74	42
Snider, Matt (FB), Richmond	1999-2000	24
So'oto, Vic (LB), Brigham Young	2011-12	8
Sorenson, Glen (G), Utah State	1943-45	27
Spagnola, John (TE), Yale	1989	6
Sparlis, Al (G), UCLA	1946	3
Spears, Ron (DE), San Diego State	1983	13
Spencer, Joe (T), Oklahoma A&M	1950-51	14
Spencer, Ollie (T), Kansas	1957-58	24
Spilis, John (WR), Northern Illinois	1969-71	40
Spinks, Jack (G), Alcorn A&M	1955-56	7
Spitz, Jason (G/C), Louisville	2006-10	65
Spriggs, Jason (T), Indiana	2016-18	36
Spriggs, Marcus (T), Houston	2003	2
Sproul, Dennis (QB), Arizona State	1978	6
Stachowicz, Ray (F), Michigan State	1981-82	25
Stagers, Jon (WR), Missouri	1972-74	39
Stahliman, Dick (T), DePaul	1931-32	27
Stanley, Walter (WR), Mesa State	1985-88	48
Stansauk, Don (T), Denver	1950-51	15
Starch, Ken (RB), Wisconsin	1976	6
Starks, James (RB), Buffalo	2010-16	76
Staroba, Paul (WR), Michigan	1973	2
Starr, Bart (QB), Alabama	1956-71	196
Starr, Ben (B), St. Mary's (Calif.)	1942-45	27
St. Brown, Equanimeous (WR), Notre Dame	2018, 20-21	37
Steele, Ben (TE), Mesa State	2004-05	17
Steen, Frank (E), Rice	1939	3
Steiner, Rebel (DB), Alabama	1950-51	24
Stenerud, Jan (K), Montana State	1980-83	45
Stephens, Scott (LB), Arizona State	1987-91	72
Stephens, John (RB), Northwestern (La.) State	1993	5
Stephenson, Dave (G/C), West Virginia	1951-55	49
Sterling, John (RB), Central Oklahoma	1987	2
Sternberger, Jace (TE), Texas A&M	2019-20	18
Stevens, Bill (QB), Texas-El Paso	1968-69	3
Stewart, Steve (LB), Minnesota	1979	3
Stills, Ken (S), Wisconsin	1985-89	65
Stokes, Barry (G/T), Eastern Michigan	2000-01	24
Stokes, Eric (CB), Georgia	2021-23	68
Stokes, Tim (T), Oregon	1978-82	23
Stonebraker, John (E), Southern California	1942	9
Stoneburner, Jake (TE), Ohio State	2013	9
Strickland, Fred (LB), Purdue	1994-95	30
Sturgeon, Lyle (T), North Dakota State	1937	8
Sullivan, Carl (DE), San Jose State	1987	3
Sullivan, Chandon (CB), Georgia State	2019-21	49
Sullivan, John (DB), California	1986	6
Summerhays, Bob (B), Utah	1949-51	35
Summers, Don (TE), Boise State	1987	3
Summers, Ty (LB), TCU	2019-21	46
Sutton, Mickey (CB), Montana	1989	3
Svendsen, Earl (C), Minnesota	1937-39	21
*—Svendsen in 1938 played only in NFL championship		
Svendsen, George (C/LB), Minnesota	1935-37, 40-41	52
Swain, Brett (WR), San Diego State	2009-10	22
Swanke, Karl (T/C), Boston College	1980-86	84
Swiney, Erwin (CB), Nebraska	2002-03	9
Switzer, Veryl (B), Kansas State	1954-55	24
Sydney, Harry (FB), Kansas	1992	16
Symank, John (DB), Florida	1957-62	76
Szafaryn, Len (T), North Carolina	1950, 53-56	55

T

Tagge, Jerry (QB), Nebraska	1972-74	18
Tassos, Damon (G), Texas A&M	1947-49	26
Taugher, Claude (FB), Marquette	1922	2
Tauscher, Mark (T/G), Wisconsin	2000-10	134
Taylor, Aaron (G), Notre Dame	1995-97	46
Taylor, Ben (LJ), Virginia Tech	2006	10
Taylor, Cliff (RB), Memphis State	1976	7
Taylor, Jim (FB), Louisiana State	1958-66	118
Taylor, Kitrick (WR), Washington State	1992	10
Taylor, Lane (G), Oklahoma State	2013-20	79
Taylor, Lenny (WR), Tennessee	1984	2
Taylor, Malik (WR), Ferris State	2020-21	25
Taylor, Patrick (RB), Memphis	2021-23	34
Taylor, Ryan (TE), North Carolina	2011-14	50
Taylor, Willie (WR), Pittsburgh	1978	1
Teague, George (S), Alabama	1993-95	47
Temp, Jim (DE), Wisconsin	1957-60	43
Tenner, Bob (E), Minnesota	1935	11
Tenuita, Luke (T), Virginia Tech	1922	3
Terrell, Pat (S), Notre Dame	1998	16
Teteak, Deral (LB/G), Wisconsin	1952-56	49
Thibodeaux, Keith (CB), Northwestern (La.) State	2001	7
Thiery, John (DE), Alcorn State	2000-01	28
Thomas, Ben (DE), Auburn	1986	9
Thomas, Ike (DB), Bishop	1972-73	25
Thomas, Joe (LB), South Carolina State	2015-17	42
Thomas, Joey (CB), Montana State	2004-05	20
Thomas, Kiondre (CB), Kansas State	2023	1
Thomas, Levalle (RB), Fresno State	1987-88	2
Thomas, Robert (LB), UCLA	2005	10
Thomason, Bobby (DB), Virginia Military	1951	11
Thomason, Jeff (TE), Oregon	1995-99	75
Thompson, Arland (G), Baylor	1981	9
Thompson, Audra (WR), East Texas State	1977-81	63
Thompson, Clarence (B), Minnesota	1939	1
Thompson, Darrell (RB), Minnesota	1990-94	60
Thompson, Jeremy (DE/LB), Wake Forest	2008-09	15
Thompson, John (TE), Utah State	1979-82	34
Thornburg, Jeremy (S), Northern Arizona	2005	4
Thurman, Andra (WR), Southern Oregon	2004-05	12
Thurston, Fuzzy (G), Valparaiso	1959-67	112
Timberlake, George (LB/G), Southern California	1955	6
Timmerman, Adam (G), South Dakota State	1995-98	61
Tinker, Gerald (WR), Kent State	1975	6
Tinsley, Pete (G/LB), Georgia	1938-45	73
Toburen, Nelson (LB), Wichita State	1961-62	24
Tollefson, Chuck (G), Iowa	1944-46	18
Tolzien, Scott (DB), Wisconsin	2013, 15	6
Tom, Zach (OL), Wake Forest	2022-23	26
Tomczak, Mike (QB), Ohio State	1991	12
Tomich, Jared (DE), Nebraska	2002	2
Toner, Tom (LB), Idaho State	1973, 75-77	53
Tonnemaker, Clayton (LB/C), Minnesota	1950, 53-54	36
Tonyan, Robert (TE), Indiana State	2018-22	68
Toomer, Corey (LB), Idaho	2018	7
Toribio, Anthony (NT), Carson-Newman	2009	1
Torkelson, Eric (RB), Connecticut	1974-79	81
Toure, Samori (WR), Nebraska	2022-23	22
Traylor, Keith (LB), Central Oklahoma	1993	5
Tretter, JC (C/G), Cornell	2014-16	31
Tripp, Jordan (LB), Montana	2016	2
Troup, Bill (QB), South Carolina	1980	2
Truluck, R-Kal (DE), SUNY Cortland	2004	13
Tuaolo, Esera (NT/DE), Oregon State	1991-92	20
Tullis, Walter (WR), Delaware State	1978-79	32
Tunnell, Emilen (S), Iowa	1959-61	37
Turner, Billy (G/T), North Dakota State	2019-21	43
Turner, Maurice (RB), Utah State	1985	3
Turner, Rich (NT), Oklahoma	1981-83	30
Turner, Wylie (DB), Angelo State	1979-80	28
Turpin, Miles (LB), California	1986	1
Tuttle, George (E), Minnesota	1927	1
Twedell, Francis (G), Minnesota	1939	4

U

Uecker, Keith (G/T), Auburn	1984-85, 87-88, 90-91	64
Underwood, Brandon (CB), Cincinnati	2009-10	23
Underwood, Marviel (S), San Diego State	2005	16
Uram, Andy (B), Minnesota	1938-43	62
Urban, Alex (E), South Carolina	1941, 44-45	11
Usher, Eddie (B), Michigan	1922, 24	6

V

Vairo, Dominic (E), Notre Dame	1935	1
Valdes-Scantling, Marquez (WR), South Florida	2018-21	59
Valentine, Carrington (CB), Kentucky	2023	17
Van Dyke, Bruce (G), Missouri	1974-75	29
Van Every, Hal (TB), Minnesota	1940-41	20
Van Lanen, Cole (T/G), Wisconsin	2021	1
Van Ness, Lukas (LB), Iowa	2023	17
Van Roten, Greg (G), Pennsylvania	2012-13	10
Van Sickle, Clyde (C), Arkansas	1932-33	9

Van Valkenburg, Pete (RB), Brigham Young	1974	5
Vandersea, Phil (LB/DE), Massachusetts	1966-68-69	38
Vanoy, Vernon (DT), Kansas	1972	13
Vant Hull, Fred (G), Minnesota	1942	8
Vataha, Randy (WR), Stanford	1977	6
Veingrad, Alan (T), East Texas State	1986-87, 89-90	59
Veldheer, Jared (T), Hillsdale	2019	2
Verba, Ross (T/G), Iowa	1997-2000	59
Vereen, Carl (T), Georgia Tech	1957	12
Vergara, George (E), Notre Dame	1925	12
Viaene, David (T), Minnesota-Duluth	1992	1
Villanucci, Vince (NT), Bowling Green	1987	2
Vinson, Fred (CB), Vanderbilt	1999	16
Vitale, Danny (FB), Northwestern	2018-19	20
Vogds, Evan (G), Wisconsin	1948-49	27
Vogel, Justin (P), Miami (Fla.)	2017	16
Voss, Lloyd (DT), Nebraska	1964-65	28
Voss, Walter (E), Detroit	1924	11

W

Waddy, Jude (LB), William & Mary	1998-99	27
Wade, Charlie (WR), Tennessee State	1975	2
Wafer, Carl (DT), Tennessee State	1974	2
Wagner, Bryan (P), Cal State-Northridge	1992-93	23
Wagner, Buf (CB), Carroll (Wis.)	1921	4
Wagner, Rick (WR), Wisconsin	2020	16
Wagner, Steve (DB), Wisconsin	1976-79	57
Wahle, Mike (T/G), Navy	1998-2004	97
Walden, Erik (LB), Middle Tennessee State	2010-12	40
Walker, Cleo (C/LB), Louisville	1970	11
Walker, Frank (CB), Tuskegee	2007	12
Walker, Jason (WR), Florida State	2002-05	48
Walker, Josh (G), Middle Tennessee State	2015	13
Walker, Malcolm (C), Rice	1970	11
Walker, Quay (LB), Georgia	2022-23	31
Walker, Randy (P), Northwestern (La.) State	1974	14
Walker, Rasheed (T), Penn State	2022-23	18
Walker, Rod (DT), Troy State	2001-03	31
Walker, Sammy (CB), Texas Tech	1993	8
Walker, Val Joe (DB), Southern Methodist	1953-56	46
Wallace, Calvin (DE), West Virginia Tech.	1987	1
Wallace, Seneca (DB), Iowa State	2013	2
Wallace, Taco (WR), Kansas State	2005	1
Walls, Wesley (TE), Mississippi	2003	14
Walsh, Ward (RB), Colorado	1972	2
Walter, Tyson (T/G), Ohio State	2006	5
Warren, Steve (DT), Nebraska	2000-02	25
Washington, Chuck (DB), Arkansas	1987	3
Waters, Herb (CB), Miami (Fla.)	2016	*2

***—Waters played only in two 2016 playoff games**

Waters, Sammy (WR), Clemson	2022	9
Watson, Christian (WR), North Dakota State	2022-23	23
Watts, Elbert (DB), Southern California	1986	9
Wayne, Nate (LB), Mississippi	2000-02	44
Weathers, Clarence (WR), Delaware State	1990-91	28
Weaverhax, Jim (DT), California St.-L.A.	1966-67, 69	34
Weather, Gary (LB), Fresno State	1975-79	63
Webb, Chuck (RB), Tennessee	1991	2
Webber, Dutch (E), Kansas State	1928	3
Webster, Tim (K), Arkansas	1971	4
Weddington, Mike (LB), Oklahoma	1986-90	52
Wehba, Ray (E), Southern California	1944	10
Weigel, Lee (RB), Wisconsin-Eau Claire	1987	2
Weisgerber, Dick (B), Willamette	1938-40, 42	24
Weishuhn, Clayton (LB), Angelo State	1987	9
Welch, Kristian (LB), Iowa	2023	14
Wellman, Mike (CB), Kansas	1979-80	20
Wells, Don (E), Georgia	1946-49	38
Wells, Scott (C/G), Tennessee	2004-11	111
Wells, Terry (RB), Southern Mississippi	1975	13
West, Ed (TE), Auburn	1984-94	167
West, Pat (B), Southern California	1948	3
Westbrook, Bryant (CB), Texas	2002	6
Wetnight, Ryan (TE), Stanford	2000	10
Wheeler, Lyle (E), Ripon	1921-23	22
Whelan, Daniel (P), UC Davis	2023	17
Whitaker, Bill (DB), Missouri	1981-82	25
White, Adrian (S), Florida	1992	15
White, Chris (C), Southern Mississippi	2005	1
White, Gene (DB), Georgia	1954	9
White, Johnny (RB), North Carolina	2012	4
White, Myles (WR), Louisiana Tech	2013	7
White, Reggie (DE), Tennessee	1993-98	95
White, Tracy (LB), Howard	2006-08	32
Whitehead, Jermaine (S), Auburn	2016-18	19
Whitehurst, David (QB), Furman	1977-83	54
Whitley, James (S), Michigan	2003-04	9
Whitenton, Jesse (DB), Texas Western	1958-64	88
Whitticker, William (G), Michigan State	2005	15
Wicks, Bob (WR), Utah State	1974	1
Wicks, Contavyn (WR), Virginia	2023	15
Widby, Ron (P), Tennessee	1972-73	26
Widell, Doug (G), Boston College	1993	16
Wildung, Dick (T), Minnesota	1946-51, 53	74
Wilhelm, Matt (LB), Ohio State	2010	7
Wilkins, Elmer (E), Indiana	1925	6

Wilkinson, Bruce (T), Tennessee	1996-97	30
Wilkinson, Muhammad (DL), Temple	2018	3
Wilkins, Gabe (DE/DT), Gardner-Webb	1994-97	60
Wilkins, Marcus (LB), Texas	2002-03	12
Willhite, Kevin (RB), Oregon	1987	3
Williams, A.D. (E), Pacific	1959	12
Williams, Brian (LB), Southern California	1995-2000	72
Williams, Clarence (DE), Prairie View A&M	1970-77	111
Williams, Corey (DT/DE), Arkansas State	2004-07	56
Williams, D.J. (TE), Arkansas	2011-12	26
Williams, Delvin (RB), Kansas	1981	1
Williams, Dexter (RB), Notre Dame	2019-20	7
Williams, Gerald (DE), Auburn	1997	4
Williams, Howard (DB), Howard	1962-63	10
Williams, Jamaal (RB), Brigham Young	2017-20	60
Williams, K.D. (LB), Henderson State	2000-01	28
Williams, Kevin (RB), UCLA	1993	3
Williams, Mark (LB), Ohio State	1994	16
Williams, Perry (RB), Purdue	1969-73	69
Williams, Tim (LB), Alabama	2019	1
Williams, Tramon (CB), Louisiana Tech	2007-14, 18-19	159
Williams, Travis (RB/KR), Arizona State	1967-70	48
Williams, Tyron (CB), Nebraska	1996-2002	111
Williams, Walt (RB), Grambling State	2004-05	13
Willig, Matt (T), Southern California	1998	16
Willis, James (LB), Auburn	1993-94	25
Wilner, Jeff (TE), Wesleyan (Conn.)	1994-95	13
Wilson, Ben (FB), Southern California	1967	14
Wilson, C.J. (DE), East Carolina	2010-13	50
Wilson, Charles (WR), Memphis State	1990-91	30
Wilson, Emanuel (RB), Fort Valley State	2023	30
Wilson, Eric (LB), Cincinnati	2012-23	30
Wilson, Faye (DB), Texas A&M	1930-31	13
Wilson, Gene (E/DB), Southern Methodist	1947-48	21
Wilson, Marcus (RB), Virginia	1992-95	48
Wilson, Mitt (G), Oshkosh State Normal	1921	6
Wilson, Ray (S), New Mexico	1994	3
Wimberly, Abner (E), Louisiana State	1950-52	35
Winfree, Juwann (WR), Colorado	2020-22	12
Wingle, Blake (G), UCLA	1985	2
Wingo, Rich (LB), Alabama	1979, 81-84	69
Winkler, Francis (DE), Memphis State	1968-69	21
Winkler, Randy (G), Tarleton State	1971	7
Winn, Billy (DL), Boise State	2020	6
Winstow, Paul (HB), North Carolina Central	1960	12
Winter, Blaise (DE/NT), Syracuse	1988-90	45
Winters, Chet (RB), Oklahoma	1983	4
Winters, Frank (C/G), Western Illinois	1992-2002	156
Winther, Wimpy (C), Mississippi	1971	11
Wirtel, Steven (LS), Iowa State	2021	9
Wishom, Jerron (CB), Louisiana Tech	2005	5
Wisne, Jerry (T), Notre Dame	2002	2
Withrow, Cal (C), Kentucky	1971-73	42
Witte, Earl (B), Gustavus Adolphus	1934	5
Wizbicki, Alex (B), Holy Cross	1950	11
Wood, Bobby (T), Alabama	1940	2
Wood, Willie (S), Southern California	1960-71	166
Wooden, Colby (DL), Auburn	2023	17
Woodin, Whitey (G), Marquette	1922-31	86
Woods, Jerry (S), Northern Michigan	1990	16
Woodside, Keith (RB), Texas A&M	1988-91	64
Woodson, Charles (CB/S), Michigan	2006-12	100
Workman, Vince (RB), Ohio State	1989-92	56
Worthy, Jerrel (DE), Michigan State	2012-13	16
Wortman, Keith (G), Nebraska	1972-75	46
Wright, Randy (DB), Wisconsin	1984-88	46
Wright, Steve (T), Alabama	1964-67	56
Wuerffel, Danny (QB), Florida	2000	1
Wunsch, Harry (G), Notre Dame	1934	2
Wyatt, Devonte (DL), Georgia	2022-23	33
Wynn, DeShawn (RB), Florida	2007-09	16
Wynn, Jarius (DE), Georgia	2009-11	36

Y

Yiadom, Isaac (CB), Boston College	2021	9
Young, Billy (G), Ohio State	1929	2
Young, Glenn (DB), Purdue	1956	4
Young, Paul (C), Oklahoma	1933	2

Z

Zarnas, Gust (G), Ohio State	1939-40	14
Zatko, Roger (LB), Michigan	1953-56	48
Zeller, Joe (G), Indiana	1932	14
Zendejas, Max (K), Arizona	1987-88	18
Zeno, Lance (C), UCLA	1993	5
Zimmerman, Don (WR), Northeast Louisiana	1976	2
Zoll, Carl (G), No college	1921-22	1
Zoll, Dick (G), Indiana	1939	1
Zoll, Martin (G), No college	1921	1
Zombo, Frank (LB), Central Michigan	2010-12	25
Zorn, Jim (DB), Cal Poly-Pomona	1985	13
Zuidmulder, Dave (B), St. Ambrose	1929-31	7
Zupek, Al (E), Lawrence	1946	3
Zuver, Merle (C), Nebraska	1930	10

ALL-TIME GREEN BAY UNIFORM NUMBERS

1925-2023

- ▶ With help from the Pro Football Hall of Fame, which provided game programs dating back to 1925 (when the team first printed uniform numbers), the Packers constructed this list.
- ▶ Players who wore multiple numbers during their Packers tenure are denoted with an asterisk (*).
- ▶ All players in this section are believed to have played in at least one league game in the corresponding number. Players who were listed on a numerical program roster but did not play that season were omitted.
- ▶ The team invites anyone who can provide further evidence, using the same criteria, to contact the communications department.

1

*Lambeau, Earl "Curly" (B), Notre Dame 1925-26

2

Mathys, Charlie (B), Indiana 1925-26
Crosby, Mason (K), Colorado 2007-22

3

Cyre, Hector (T), Gonzaga 1926
*Monnett, Bob (B), Michigan State 1935
Miller, Paul (B), South Dakota State 1936-38
Feathers, Beattie (B), Tennessee 1940
Canadeo, Tony (B), Gonzaga 1941-44, 46-52
*McKay, Roy (B), Texas 1944-45
Agajanian, Ben (K), New Mexico 1961

RETIRED FOR CANADEO, 1952

4

*Lewellen, Verne (B), Nebraska 1925-26
*Schneidman, Herm (B), Iowa 1935-37
Fusina, Chuck (QB), Penn State 1986
Dawson, Dale (K), Eastern Kentucky 1988
Favre, Brett (QB), Southern Mississippi 1992-2007

RETIRED FOR FAVRE, 2015

5

*O'Donnell, Dick (E), Minnesota 1925-26
*Purdy, Pid (B), Beloit 1927
*Baker, Roy (B), Southern California 1928
*Monnett, Bob (B), Michigan State 1936-37
*Bruder, Hank (B), Northwestern 1938-39
*Riddick, Ray (E), Fordham 1940-41
Hornung, Paul (B), Notre Dame 1957-62, 64-66
Ferragamo, Vince (QB), Nebraska 1986
Gillus, Willie (QB), Norfolk State 1987
*Majkowski, Don (QB), Virginia 1987
Burrow, Curtis (K), Central Arkansas 1988

6

Vergara, George (E), Notre Dame 1925
*Flaherty, Dick (E), Marquette 1926
Bross, Mal (B), Gonzaga 1927
Flinn, Ryan (P), Central Florida 2005
Frost, Derrick (P), Northern Iowa 2008
Harrell, Graham (QB), Texas Tech 2012
Callahan, Joe (QB), Wesley 2017
Scott, JK (P), Alabama 2018-20
Benkert, Kurt (QB), Virginia 2021
Leavitt, Dallin (S), Utah State 2022-23

7

*Earp, Jug (C), Monmouth 1925-26
*Purdy, Pid (B), Beloit 1927
*Smith, Red (G), Notre Dame 1927
*Dunn, Red (B), Marquette 1930
*Svendsen, Earl (C), Minnesota 1937
*Jankowski, Ed (B), Wisconsin 1938-41
Mason, Joel (E), Western Michigan 1942-45
Schlinkman, Walt (FB), Texas Tech 1946-49
*Loomis, Ace (B), La Crosse St. Teachers 1951
*Gordon, Dick (WR), Michigan State 1973
*Majkowski, Don (QB), Virginia 1988-92
Landeta, Sean (P), Towson State 1988
Hanson, Chris (P), Marshall 1999
Wuerffel, Danny (QB), Florida 2000

O'Sullivan, J.T. (QB), California-Davis 2004
Martin, Ingle (QB), Furman 2006
Kapinos, Jeremy (P), Penn State 2008-09
Hundley, Brett (QB), UCLA 2016-17
Bojorquez, Corey (P), New Mexico 2021
Walker, Quay (LB), Georgia 2022-23

8

LeJeune, Walt (G), Heidelberg 1925-26
*Uram, Andy (B), Minnesota 1938-39
*Rohrig, Herman (B), Nebraska 1941
Kahler, Bob (B), Nebraska 1942-44
Mosley, Russ (B), Alabama 1945-46
*Forte, Bob (B), Arkansas 1946-53
*Pellfrey, Ray (E), Eastern Kentucky 1951
Zendejas, Max (K), Arizona 1987-88
Diweg, Anthony (QB), Duke 1989-90
Brunell, Mark (QB), Washington 1994
Longwell, Ryan (K), California 1997-2005
Masthay, Tim (P), Kentucky 2010-15
Vogel, Justin (P), Miami (Fla.) 2017
Boyle, Tim (QB), Eastern Kentucky 2019-20
Rodgers, Amari (WR), Clemson 2021-22
Clifford, Sean (QB), Penn State 2023

9

*Woodin, Whitey (G), Marquette 1925-26
*Earp, Jug (C), Monmouth 1928
Borak, Fritz (E), Creighton 1938
Dorsey, Dean (K), Toronto 1988
Wagner, Bryan (P), Cal State-Northridge 1992-93
Borgognone, Dirk (K), Pacific 1995
McMahon, Jim (QB), Brigham Young 1995-96
Bidwell, Josh (P), Oregon 2000-03
Barker, Bryan (P), Santa Clara 2004
Ryan, Jon (P), Regina (Canada) 2006-07
Wallace, Seneca (QB), Iowa State 2013
Kizer, DeShone (QB), Notre Dame 2018
Smith, Jaylan (LB), Notre Dame 2021
Watson, Christian (WR), North Dakota State 2022-23

10

Buck, Cub (T), Wisconsin 1925
*Cahoon, Ivan (T), Gonzaga 1926
*Kotal, Eddie (B), Lawrence 1927-29
*Zuidmilder, Dave (B), St. Ambrose 1930
*Grove, Roger (B), Michigan State 1934
Moss, Perry (QB), Illinois 1948
*Parilli, Babe (QB), Kentucky 1957-58
*Roach, John (QB), Southern Methodist 1961-63
Claridge, Dennis (QB), Nebraska 1965
Stevens, Bill (QB), Texas-El Paso 1968-69
Patrick, Frank (QB), Nebraska 1970-72
Concannon, Jack (QB), Boston College 1974
*Dickey, Lynn (QB), Kansas State 1976-79
Troup, Bill (QB), South Carolina 1980
Stenerud, Jan (K), Montana State 1980-83
Del Greco, Al (K), Auburn 1984-87
Kiel, Blair (QB), Notre Dame 1988, 90-91
Aguiar, Louie (P), Utah State 1999
Lucas, Chad (WR), Alabama State 2005
Flynn, Matt (QB), Louisiana State 2008-11, 13-14
Ross, Jeremy (WR), California 2012-13
Schum, Jacob (P), Buffalo 2016
*Shepherd, Darius (WR), North Dakota State 2019
Love, Jordan (QB), Utah State 2021-23

11

Carlson, Wes (G), St. John's 1926
McGaw, Walter (G), Beloit 1926
*Dunn, Red (B), Marquette 1927-28
Bloodgood, Elbert (B), Nebraska 1930
*Grove, Roger (B), Michigan State 1931-34
*Scherer, Bernie (E), Nebraska 1937
Katalinas, Leo (T), Catholic Univ. 1938
Norton, Rick (QB), Kentucky 1970
Broussard, Steve (P), Southern Mississippi 1975
Beverly, David (P), Auburn 1975-80
Garcia, Eddie (K), Southern Methodist 1983-84
Prokop, Joe (P), Cal Poly-Pomona 1985
Risher, Alan (QB), Louisiana State 1987

PACKERS UNIFORM NUMBER RECORDS

Most Numbers, Career:

9 Mike Michalske (19, 24, 28, 30, 31, 33, 36, 40, 63)
8 Arnie Herber (12, 16, 19, 26, 38, 41, 45, 68)

Most Players to Wear Number in Game:

39 players have worn No. 23

Fewest Players to Wear Number in Game:

1 player has worn No. 1 (Curly Lambeau, 1925-26)

Detmer, Ty (QB), Brigham Young	1993-95
Hasselbeck, Matt (QB), Boston College	1999-2000
Sander, B. J. (P), Ohio State	2005
Boykin, Jarrett (WR), Virginia Tech	2012-14
Davis, Trevor (WR), California	2016-19
Watkins, Sammy (WR), Clemson	2022
Reed, Jayden (WR), Michigan State	2023

12

Abramson, George (G/T), Minnesota	1925
*Rosatti, Rudy (T), Michigan	1926
Hearden, Tom (B), Notre Dame	1927-28
*Baker, Roy (B), Southern California	1928
*Zuidmulder, Dave (B), St. Ambrose	1929
*Herber, Arnie (B), Regis	1930
*Baker, Frank (E), Northwestern	1931
*Monnett, Bob (B), Michigan State	1935-36
Bratkowski, Zeke (QB), Georgia	1963-68, 71
Del Gaizo, Jim (QB), Tampa	1973
*Hadl, John (QB), Kansas	1974
Milan, Don (QB), Cal Poly-San Luis Obispo	1975
Dowling, Brian (QB), Yale	1977
*Dickey, Lynn (QB), Kansas State	1980-85
Ruble, T. J. (QB), Tulsa	1995
Rodgers, Aaron (QB), California	2005-22

13

Norton, Marty (B), Hamline	1925
*Kotal, Eddie (B), Lawrence	1926
*Bruder, Hank (B), Northwestern	1931-33
Horn, Don (QB), San Diego State	1967-70
Marcol, Chester (K), Hillsdale	1972-80
Scribner, Bucky (P), Kansas	1983-84
Renner, Bill (P), Virginia Tech	1986-87
Jacke, Chris (K), Texas-El Paso	1989-96
Bono, Steve (QB), UCLA	1997
Kight, Kelvin (WR/KR), Florida	2004
Allen, Jake (WR), Mississippi College	2009
Harper, Chris (WR), Kansas State	2013
Dorsey, Kevin (WR), Maryland	2014
Lazard, Allen (WR), Iowa State	2018-22
Wicks, Dontayvion (WR), Virginia	2023

14

Gardner, Milton (G), Wisconsin	1925-26
*Lambeau, Earl "Curly" (B), Notre Dame	1927
Lollar, Slick (FB), Samford	1928
*Hill, Don (B), Stanford	1929
Zuver, Merle (C), Nebraska	1930
*Fitzgibbon, Paul (B), Creighton	1931-32
*McNally (Blood), Johnny (B), St. John's	1933
Hutson, Don (E/DB), Alabama	1935-45

RETIRED FOR HUTSON, 1951

15

*Basing, Myrt (B), Lawrence	1925-26
*Enright, Rex (FB), Notre Dame	1927
*Minick, Paul (G), Iowa	1928
*Smith, Red (G), Notre Dame	1929
*Dunn, Red (B), Marquette	1931
Shelley, Dexter (B), Texas	1932
Young, Paul (C), Oklahoma	1933
*Johnston, Chester (B), Marquette	1935-38
*Brock, Lou (B), Purdue	1940
Lyman, Del (T), UCLA	1941
Hinte, Hal (E), Pittsburgh	1942
Frankowski, Ray (G), Washington	1945
*Sample, Chuck (B), Toledo	1945
*Bennett, Earl (G), Hardin-Simmons	1946
Tassos, Damon (G), Texas A&M	1947-49
*Afflis, Dick (G), Nevada	1951
*Parilli, Babe (QB), Kentucky	1952-53
Garrett, Bob (QB), Stanford	1954
Brackins, Charlie (QB), Prairie View A&M	1955
Held, Paul (QB), San Jose State	1955
*Starr, Bart (QB), Alabama	1956-71

RETIRED FOR STARR, 1973

16

Harris, Jack (B), Wisconsin	1925-26
Skeate, Gil (FB), Gonzaga	1927
*Hill, Don (B), Stanford	1929
*Dunn, Red (B), Marquette	1929-30
Davenport, Bill (HB), Hardin-Simmons	1931
Zeller, Joe (G), Indiana	1932
*Herber, Arnie (B), Regis	1933
*Scherer, Bernie (E), Nebraska	1937
*Biolo, John (G), Lake Forest	1939
*Brock, Lou (B), Purdue	1940-45
Mitchell, Charles (B), Tulsa	1946
Gillette, Jim (B), Virginia	1947
Cifers, Bob (B), Tennessee	1949
*Dreyer, Wally (B), Wisconsin	1950
*Wimberly, Abner (E), Louisiana State	1950-51
*Parilli, Babe (QB), Kentucky	1953
*Starr, Bart (QB), Alabama	1956
*McHan, Lamar (QB), Arkansas	1960
*James, Claude (WR), Jackson State	1967
Hunter, Scott (QB), Alabama	1971-73
Johnson, Randy (QB), Texas A&I	1976
Sproul, Dennis (QB), Arizona State	1978
*Birney, Tom (K), Michigan State	1980
Stachowicz, Ray (P), Michigan State	1981-82
Wright, Randy (QB), Wisconsin	1984-88
McJulien, Paul (P), Jackson State	1991-92
Copeland, Russell (WR), Memphis State	1998
Rayner, Dave (K), Michigan State	2006
Nali, Craig (QB), Northwestern (La.) State	2003-04, 07
Swain, Brett (WR), San Diego State	2009-10
Tolzien, Scott (QB), Wisconsin	2013, 15
Kumerow, Jake (WR), Wisconsin-Whitewater	2018-19
Austin, Tavon (WR), West Virginia	2020
O'Donnell, Pat (P), Miami (Fla.)	2022

17

Larson, Fred (C), Notre Dame	1925
*Lidberg, Carl (FB), Minnesota	1926
*Darling, Bernard (C), Beloit	1927-28
*Baker, Roy (B), Southern California	1929
*Dunn, Red (B), Marquette	1930
Wilson, Faye (B), Texas A&M	1931
*Evans, Lon (G), TCU	1933
*Bultman, Art (C), Marquette	1934
*Sauer, George (B), Nebraska	1937
Isbell, Cecil (B), Purdue	1938-42
Wehba, Ray (E), Southern California	1944
*Bucchianeri, Mike (G), Indiana	1945
Pregulman, Merv (G), Michigan	1946
Cody, Ed (B), Purdue	1947-48
Schuette, Carl (C/DB), Marquette	1950-51
*McHan, Lamar (QB), Arkansas	1959-60
*Williams, Travis (RB/KR), Arizona State	1967
Tagge, Jerry (QB), Nebraska	1972-74
Whitehurst, David (QB), Furman	1977-83
Bracken, Don (P), Michigan	1985-90
*King, Don (DB), Southern Methodist	1987
Hentrich, Craig (P), Notre Dame	1994-97
Adams, Davante (WR), Fresno State	2014-21
Ahmed, Ramiz (K), Nevada	2022
Carlson, Anders (K), Auburn	2023

18

Wilkins, Elmer (E), Indiana	1925
*Purdy, Pid (B), Beloit	1926
Tuttle, George (E), Minnesota	1927
Young, Billy (G), Ohio State	1929
*Fitzgibbon, Paul (B), Creighton	1930
Saunders, Russ (FB), Southern California	1931
*Monnett, Bob (B), Michigan State	1933
Bruder, Hank (B), Northwestern	1936-38
Mulleneaux, Lee (C), Northern Arizona	1938
Disend, Leo (T), Albright	1940
Shirey, Fred (T), Nebraska	1940
Vant Hul, Fred (G), Minnesota	1942
Falkenstein, Tony (FB), St. Mary's (Calif.)	1943
Kercher, Bob (DE), Georgetown	1944
*Urban, Alex (E), South Carolina	1944
Keuper, Ken (B), Georgia	1945-47
Cremer, Ted (E), Auburn	1948
Ferry, Lou (T), Villanova	1949
Druis, Chuck (G), Temple	1950
Robinson, Charley (G), Morgan State	1951

DID YOU KNOW ...

In 1952, the National Football League established a system for numbering players, with a vague exemption for "nationally known players." A year later, such players as Otto Graham (60 to 14) changed their jerseys to conform to the system. According to the mandate, quarterbacks and kickers were numbered 1-19, running backs and defensive backs 20-49, centers and linebackers 50-59, defensive linemen, guards and tackles 60-79 and receivers 80-89. Today, quarterbacks, punters and kickers are numbered 0-19, defensive backs 0-49, running backs, fullbacks, tight ends, H-backs and wide receivers 0-49 and 80-89, offensive linemen 50-79, defensive linemen 50-79 and 90-99, and linebackers 0-59 and 90-99.

*Rote, Tobin (QB), Rice	1952-56
*Roach, John (QB), Southern Methodist	1961
Duncan, Ken (P), Tulsa	1971
Walker, Randy (P), Northwestern (La.) State	1974
Danelo, Joe (K), Washington State	1975
Vataha, Randy (WR), Stanford	1977
Zorn, Jim (QB), Cal Poly-Pomona	1985
Shield, Joe (QB), Trinity (Conn.)	1986
*Washington, Chuck (DB), Arkansas	1987
Tomczak, Mike (QB), Ohio State	1991
Pederson, Doug (QB), Northeast La.	1996-98, 2001-04
Holiday, Carlyle (WR), Notre Dame	2006-07
Cobb, Randall (WR), Kentucky	2011-18, 21-22
Heath, Malik (WR), Mississippi	2023

19

McAuliffe, Jack (HB), Beloit	1926
Mayer, Frank (G), Notre Dame	1927
*Smith, Red (G), Notre Dame	1927
*Bowdoin, Jim (G), Alabama	1928
*Nash, Tom (E), Georgia	1929, 32
Hanny, Frank (T), Indiana	1930
*McCrary, Herdis (B), Georgia	1931
*Michalske, Mike (G), Penn State	1932
Mott, Norm (B), Georgia	1933
*Norgard, Al (E), Stanford	1934
*Herber, Arnie (B), Regis	1937
Mulleneaux, Carl (E), Utah State	1938-41, 45-46
*Bucchianeri, Mike (G), Indiana	1944
*Riddick, Ray (E), Fordham	1946
McDowd, Bob (B), Miami (Fla.)	1947
Olsen, Ralph (E), Utah	1949
Baldwin, Al (E), Arkansas	1950
*Orlich, Dan (E), Nevada	1951
Brown, Carlos (QB), Pacific	1975-76
Douglass, Bobby (QB), Kansas	1978
*Birney, Tom (K), Michigan State	1979-80
Pisarkiewicz, Steve (QB), Missouri	1980
Campbell, Rich (QB), California	1981-84
*Schroeder, Bill (WR), Wisconsin-La Crosse	1994
Jones, Jamal (WR/KR), North Carolina A&T	2005
Bodiford, Shaun (WR), Portland State	2006-07
Ealy, Biren (WR), Houston	2009
White, Myles (WR), Louisiana Tech	2013
St. Brown, Equinaimeus (WR), Notre Dame	2018, 20-21
Wheelan, Daniel (P), UC Davis	2023

20

*Enright, Rex (FB), Notre Dame	1926
*O'Donnell, Dick (E), Minnesota	1927-28
*Lambeau, Earl "Curly" (B), Notre Dame	1929
*McNally (Blood), Johnny (B), St. John's	1931-32
Greeney, Norm (G), Notre Dame	1933
Casper, Charley (B), TCU	1934
*Sandifer, Dan (B), Louisiana State	1952
Bailey, Byron (HB), Washington State	1953
Miller, Don (B), Southern Methodist	1954
Bookout, Billy (DB), Austin	1955-56
Petibon, John (DB), Notre Dame	1957
Francis, Joe (B), Oregon State	1958-59
Widby, Ron (P), Tennessee	1972-73
*Tullis, Walter (WR), Delaware State	1978
Turner, Wylie (DB), Angelo State	1979-80
Williams, Delvin (RB), Kansas	1981
Winters, Chet (RB), Oklahoma	1983
Turner, Maurice (RB), Utah State	1985
Berry, Ed (DB), Utah State	1986
Cook, Kelly (RB), Oklahoma State	1987
Hargrove, James (RB), Wake Forest	1987
McGruder, Michael (CB), Kent State	1989
Williams, Kevin (RB), UCLA	1993
*Cooks, Kerry (S), Iowa	1998
Rossum, Allen (CB/KR), Notre Dame	2000-01
Anderson, Marques (S), UCLA	2002-03
Jackson, James (RB), Miami (Fla.)	2004
*Roman, Mark (S), Louisiana State	2005
*Bigby, Atari (S), Central Florida	2006-10
Green, Alex (RB), Hawai'i	2011-12
Dorieant, Makinton (CB), Northern Iowa	2016
King, Kevin (CB), Washington	2017-21
Ford, Rudy (S), Auburn	2022-23

21

*Lewellen, Verne (B), Nebraska	1927
*Purdy, Pid (B), Beloit	1927
*Baker, Roy (B), Southern California	1928
*Nash, Tom (E), Georgia	1928
Evans, Jack (B), California	1929
Haycraft, Ken (E), Minnesota	1930
*Gantenben, Milt (E), Wisconsin	1931-32
*Goldenberg, Charles (G/B), Wisconsin	1933
Banet, Herb (B), Manchester	1937
Tinsley, Pete (G/LB), Georgia	1938-45
Sparis, Al (G), UCLA	1946
Cuff, Ward (B), Marquette	1947

Smith, Ed (HB), Texas Mines	1948-49
DiPietro, Ray (G), Ohio State	1950-51
Jeter, Bob (DB), Iowa	1963-70
*Hall, Charlie (CB), Pittsburgh	1971-74
*Hadl, John (QB), Kansas	1975
Wagner, Steve (DB), Wisconsin	1976-79
Jolly, Mike (S), Michigan	1980, 82-83
Crouse, Ray (RB), Nevada-Las Vegas	1984
Fullwood, Brent (RB), Auburn	1987-90
Fuller, Joe (CB), Northern Iowa	1991
Carter, Carl (CB), Texas Tech	1992
Duckett, Forey (CB), Nevada-Reno	1994
Newsome, Craig (CB), Arizona State	1995-98
Berry, Gary (S), Ohio State	2000
Jue, Bhawoh (CB/S), Penn State	2001-04
Little, Earl (S), Miami (Fla.)	2005
Woodson, Charles (CB/S), Michigan	2006-12
Clinton-Dix, Ha Ha (S), Alabama	2014-18
Jamerson, Natrell (CB), Wisconsin	2018
Stokes, Eric (CB), Georgia	2021-23

22

*Quatse, Jess (T), Pittsburgh	1933
*Dilweg, Lavvie (E), Marquette	1927-33
*Gantenben, Milt (E), Wisconsin	1935-40
Pannell, Ernie (T), Texas A&M	1941-42, 45
*Riddick, Ray (E), Fordham	1942
*Evans, Dick (E), Iowa	1943
Bilda, Dick (B), Marquette	1944
*McKay, Roy (B), Texas	1945-47
*Rhotomire, Jay (C/LB), Kentucky	1948-49
Grimes, Billy (HB), Oklahoma A&M	1950-52
*Boon, J. R. (DB), Tulsa	1953
Paipit, Johnny (HB), Virginia	1953
Roberts, Bill (HB), Dartmouth	1956
Shanley, Jim (HB), Oregon	1958
*Butler, Bill (B), Chattanooga	1959
Pitts, Elijah (RB), Philander Smith	1961-69, 71
Staggers, Jon (WR), Missouri	1972-74
Lee, Mark (CB), Washington	1980-90
Billups, Lewis (CB), North Alabama	1992
McGill, Lenny (CB), Arizona State	1994-95
Brooks, Bucky (CB), North Carolina	1996-97
Holmes, Darick (RB), Portland State	1998
Parker, De'Mond (RB), Oklahoma	1999-2000
Thibodeaux, Keith (CB), Northwestern (La.) St.	2001
Metcalf, Eric (RB/KR), Texas	2002
Luchey, Nick (FB), Miami (Fla.)	2003-04
Manuel, Marquand (S), Florida	2006
Lee, Pat (CB), Auburn	2008, 10-11
McMillian, Jerron (S), Maine	2012-13
Bell, Kahlii (RB), UCLA	2013
Ripkowski, Aaron (FB), Oklahoma	2015-17
Jackson, Darius (RB), Eastern Michigan	2018
Bibbs, Kapri (RB), Colorado State	2018
Williams, Dexter (RB), Notre Dame	2019-20
Jean-Charles, Shemar (CB), Appalachian State	2021-22
Rochell, Robert (CB), Central Arkansas	2023

23

*Woodin, Whitey (G), Marquette	1927-31
*Minick, Paul (G), Iowa	1929
Smith, Ben (E), Alabama	1933
Witte, Earl (B), Gustavus Adolphus	1934
Mattos, Harry (B), St. Mary's (Calif.)	1936
Daniell, Averell (T), Pittsburgh	1937
*Urban, Alex (E), South Carolina	1941
Ohlgren, Alex (DE), Minnesota	1942
Lankas, Jim (FB), St. Mary's (Calif.)	1943
*Perkins, Don (FB), Platteville St. Teachers	1944
Goodnight, Clyde (E), Tulsa	1945-49
Pritko, Steve (E), Villanova	1949-50
Jansante, Val (E), Duquesne	1951
*Nussbaumer, Bob (B), Michigan	1951
*Sandifer, Dan (B), Louisiana State	1953
*Capuzzi, Jim (B), Cincinnati	1955
Young, Glenn (DB), Purdue	1956
*Romine, Al (HB), Alabama	1958
Winslow, Paul (HB), North Carolina Central	1960
Norton, Jerry (DB), Southern Methodist	1963-64
*Williams, Travis (RB/KR), Arizona State	1967-70
Hudson, Bob (RB), Northeastern (Okla.) State	1972
Leigh, Charlie (RB), No college	1974
Randolph, Terry (DB), American International	1977
Harvey, Maurice (S), Ball State	1981-83
Clanton, Chuck (DB), Auburn	1985
Greene, Tiger (S), Western Carolina	1986-90
McCloughan, Dave (CB), Colorado	1992
Walker, Sammy (CB), Texas Tech	1993
Dorsett, Matthew (CB), Southern	1995
Blackmon, Roosevelt (CB), Morris Brown	1998
Jenkins, Billy (S), Howard	2001
Gordon, Darrien (CB/KR), Stanford	2002
*Roman, Mark (S), Louisiana State	2002
Herron, Noah (RB), Northwestern	2005-06
Nance, Dimitri (RB), Arizona State	2010

Franklin, Johnathan (RB), UCLA	2013
Randall, Damarious (CB), Arizona State	2015-17
Alexander, Jaire (CB), Louisville	2018-23

24

Jones, Bruce (G), Alabama	1927-28
*McNally (Blood), Johnny (B), St. John's	1929-30
Don Carlos, Waldo (C), Drake	1931
*Perry, Claude (T), Alabama	1932
Sarafino, Al (C), St. Edward's	1933
*Michalske, Mike (G), Penn State	1934
O'Connor, Bob (T), Stanford	1935
*Laws, Joe (B), Iowa	1937-45
*Reid, Floyd (HB), Georgia	1952-56
Wood, Willie (S), Southern California	1960-71
McBride, Ron (RB), Missouri	1973
Gray, Johnnie (S), Cal State-Fullerton	1975-83
Cade, Mossy (DB), Texas	1985-86
Jakes, Van (CB), Kent State	1989
Hauck, Tim (S), Montana	1991-94
Hayden, Aaron (RB), Tennessee	1997
Edwards, Antuan (CB/S), Clemson	1999-2003
Thomas, Joey (CB), Montana State	2004-05
Bush, Jarrett (CB/S), Utah State	2006-14
Rollins, Quinten (CB), Miami (Ohio)	2015-17
Coleman, Lavon (RB), Washington	2018
*Greene, Raven (S), James Madison	2019-20
Yiadom, Isaac (CB), Boston College	2021
Kyru, Kye (CB), Georgia Tech	2022
Cally, Peter (TB), Stanford	2023

25

*Rosatti, Rudy (T), Michigan	1927
Griffen, Harold (C), Iowa	1928
*Minick, Paul (G), Iowa	1929
*Woodin, Whitey (G), Marquette	1929
*Engelmann, Wuert (B), South Dakota St.	1931-33
*Evans, Lon (G), TCU	1934
*Sauer, George (B), Nebraska	1935-36
*Jankowski, Ed (B), Wisconsin	1937
Zupek, Al (E), Lawrence	1946
West, Pat (B), Southern California	1948
Wizbicki, Alex (B), Holy Cross	1950
Davis, Harper (B), Mississippi State	1951
Losch, Jack (HB), Miami (Fla.)	1956
Kinard, Billy (B), Mississippi	1957-58
Brown, Tim (HB), Ball State	1959
*Butler, Bill (B), Chattanooga	1959
Moore, Tom (HB), Vanderbilt	1960-65
Hampton, Dave (RB), Wyoming	1969-71
Goodman, Les (RB), Yanckton	1973-74
Huckleby, Harlan (RB), Michigan	1980-85
Weigel, Lee (RB), Wisconsin-Eau Claire	1987
Collins, Patrick (RB), Oklahoma	1988
Clark, Vinnie (CB), Ohio State	1991-92
Oliver, Muhammad (CB), Oregon	1993
Levens, Dorsey (RB), Georgia Tech	1994-2001
Whitley, James (S), Michigan	2003-04
Underwood, Marviel (S), San Diego State	2005
Grant, Ryan (RB), Notre Dame	2007-12
Nixon, James (CB), California (Pa.)	2013
Evans, Marwin (S), Utah State	2016-17
Redmond, Will (CB/S), Mississippi State	2018-20
Nixon, Keisean (CB), South Carolina	2022-23

26

*Perry, Claude (T), Alabama	1927-30
*Nash, Tom (E), Georgia	1929
*Herber, Arnie (B), Regis	1931
*Van Sickle, Clyde (C), Arkansas	1933
*Butler, Frank (C/T), Michigan State	1934
*McNally (Blood), Johnny (B), St. John's	1935
Sturgeon, Lyle (T), North Dakota State	1937
*Forte, Bob (B), Arkansas	1946
Kelley, Bill (E), Texas Tech	1949
Pearson, Lindell (HB), Oklahoma	1952
*Peffrey, Ray (E), Eastern Kentucky	1952
Dawson, Gib (HB), Texas	1953
*Capuzzi, Jim (B), Cincinnati	1956
Gorgal, Ken (DB), Purdue	1956
Alderley, Herb (CB), Michigan State	1961-69
Walsh, Ward (RB), Colorado	1972
Torkelson, Eric (RB), Connecticut	1974-79, 81
Lewis, Tim (CB), Pittsburgh	1983-86
*Jay, Craig (TE), Mount Senario	1987
Cecil, Chuck (S), Arizona	1988-92
*Thompson, Darrell (RB), Minnesota	1994
*Collins, Mark (CB), Cal State-Fullerton	1997
Swirey, Erwin (CB), Nebraska	2002-03
Horton, Jason (CB), North Carolina A&T	2004-05
Peprah, Charlie (S), Alabama	2006-08, 10-11
Bell, Josh (CB), Baylor	2009
Harris, DuJuan (RB), Troy	2012, 14
Waters, Herb (CB), Miami (Fla.)	2016

Breeland, Bashaud (CB), Clemson	2018
Savage, Darnell (S), Maryland	2019-23

27

*Basing, Myrt (B), Lawrence	1927
*Molenda, Bo (B), Michigan	1928-30
*Perry, Claude (T), Alabama	1931
*Hinkle, Clarke (FB), Bucknell	1932
*Hubbard, Cal (T), Geneva	1933
*Bruder, Hank (B), Northwestern	1935-36
Midler, Lou (DE), Minnesota	1940
Ranspot, Keith (E), Southern Methodist	1942
Adams, Chet (T), Ohio State	1943
*Barnett, Solon (T), Baylor	1945
*Tollefson, Chuck (G), Iowa	1946
Jacobs, Jack (B), Oklahoma	1947-49
Coutre, Larry (HB), Notre Dame	1950, 53
Switzer, Verry (B), Kansas State	1954-55
Gorgal, Ken (DB), Purdue	1956
Symank, John (DB), Florida	1957-82
Mack, Red (WR), Notre Dame	1966
*James, Claudis (WR), Jackson State	1967-68
*Randolph, Al (DB), Iowa	1971
Austin, Hise (DB), Prairie View A&M	1973
Taylor, Cliff (RB), Memphis State	1976
Hayes, Gary (DB), Fresno State	1984-86
Elliott, Tony (DB), Central Michigan	1987
Fontenot, Herman (RB), Louisiana State	1989-90
Buckley, Terrell (CB), Florida State	1992-94
Jones, Calvin (RB), Nebraska	1996
Blair, Michael (RB), Ball State	1998
McBride, Tod (CB/S), UCLA	1999-2002
Hawthorne, Michael (CB/S), Purdue	2003-04
Blackmon, Will (CB), Boston College	2006-09
Smith, Anthony (S), Syracuse	2010
Lacy, Eddie (RB), Alabama	2013-16
Jones, Josh (S), North Carolina State	2017-18
Smith, Tremon (CB), Central Arkansas	2019
Taylor, Patrick (RB), Memphis	2021-23

28

*Smith, Red (G), Notre Dame	1927, 29
*McCrary, Herdis (B), Georgia	1929-30
*Michalske, Mike (G), Penn State	1931
*Kurth, Joe (T), Notre Dame	1933
Maddox, George (T), Kansas State	1935
Smith, Ed (B), New York Univ.	1937
Christman, Paul (QB), Missouri	1950
Thomason, Bobby (QB), Virginia Military	1951
Self, Clarence (B), Wisconsin	1952, 54-55
*Rowser, John (DB), Michigan	1967
Harden, Leon (S), Texas-E! Paso	1970
Buchanan, Willie (CB), San Diego State	1972-78
McLeod, Mike (DB), Montana State	1984-85
Watts, Elbert (DB), Southern California	1986
Pitts, Ron (CB), UCLA	1988-90
Mullen, Roderick (CB/S), Grambling State	1995-97
Mitchell, Basil (RB), TCU	1999-2000
Bowen, Matt (S), Iowa	2001-02
Carroll, Ahmad (CB), Arkansas	2004-06
Pope, P.J. (RB), Bowling Green	2006
Lumpkin, Kregg (RB), Georgia	2008
*Underwood, Brandon (CB), Cincinnati	2010
Richardson, Sean (S), Vanderbilt	2012-15
Hawkins, Josh (CB), East Carolina	2016-17
Brown, Tony (CB), Alabama	2018-19
Dillon, AJ (RB), Boston College	2020-23

29

*Earp, Jug (C), Monmouth	1927-28
*McCrary, Herdis (B), Georgia	1929
*Darling, Bernard (C), Beloit	1929-31
*Peterson, Les (E), Texas	1932
*Bettencourt, Larry (C), St. Mary's (Calif.)	1933
*Laws, Joe (B), Iowa	1935-36
Lester, Darrell (C), TCU	1937-38
Brock, Charley (C/LB), Nebraska	1939-47
Wood, Bobby (T), Alabama	1940
Williams, Howard (DB), Howard	1962-63
Dunaway, Dave (WR), Duke	1968
Matthews, Al (DB), Texas A&I	1970-75
McCoy, Mike (C, DB), Colorado	1976-83
Stills, Ken (S), Wisconsin	1985-89
Woods, Jerry (S), Northern Michigan	1990
Wilson, Marcus (RB), Virginia	1992-95
Harris, Raymont (RB), Ohio State	1998
Goodman, Herbert (RB), Graceland	2000-01
Fuller, Curtis (S), TCU	2005-04
*Williams, Walt (RB), Grambling State	2006
Culver, Tyrone (S), Fresno State	2006
Martin, Derrick (S), Wyoming	2009-10
Hayward, Casey (CB), Vanderbilt	2012-15
Brice, Kentrell (S), Louisiana Tech	2016-18
Hollman, Ka'dar (CB), Toledo	2019-20
Douglas, Rasul (CB), West Virginia	2021-23

30

*Cahoon, Ivan (T), Gonzaga	1927-28
*O'Donnell, Dick (E), Minnesota	1929-30
*Molenda, Bo (B), Michigan	1931-32
*Michalske, Mike (G), Penn State	1932
*Bettencourt, Larry (C), St. Mary's (Calif.)	1933
*Gantenbein, Milt (E), Wisconsin	1933
*Hinkle, Clarke (FB), Bucknell	1933, 35, 37-41
*Barragar, Nate (C), Southern California	1934
Mercein, Chuck (RB), Yale	1967-69
Krause, Larry (RB), St. Norbert	1970-71, 73-74
Patton, Ricky (RB), Jackson State	1979
Whitaker, Bill (DB), Missouri	1981-82
Carruth, Paul Ott (RB), Alabama	1986-88
*Morris, Jim Bob (DB), Kansas State	1987
Webb, Chuck (RB), Tennessee	1991
*Harris, Corey (WR/CB/KR), Vanderbilt	1993-94
*Henderson, William (FB), North Carolina	1995-97
*Green, Ahman (RB), Nebraska	2000-06
Kuhn, John (FB), Shippensburg	2007-15
Davis, Knile (RB), Arkansas	2016
Williams, Jamaal (RB), Brigham Young	2017-20
Davis, Shawn (S), Florida	2021
Long Jr., David (CB), Michigan	2023

31

*Lewellen, Verne (B), Nebraska	1929-30
Jenison, Ray (T), South Dakota State	1931
*Barragar, Nate (C), Southern California	1931, 35
*Van Sickle, Clyde (C), Arkansas	1932
*Michalske, Mike (G), Penn State	1932
*Kurth, Joe (T), Notre Dame	1934
Prescott, Harold (E), Hardin-Simmons	1946
Harding, Roger (C), California	1949
Boedecker, Bill (B), Kalamazoo	1950
*Mann, Bob (E), Michigan	1951
*Cone, Fred (FB/K), Clemson	1952-57
Taylor, Jim (FB), Louisiana State	1958-66
Williams, Perry (RB), Purdue	1969-73
Culbreath, Jim (FB), Oklahoma	1977-79
Ellis, Gerry (FB), Missouri	1980-86
Hunter, Tony (RB), Minnesota	1987
Rice, Allen (RB), Baylor	1987
McGee, Buford (FB), Mississippi	1992
Teague, George (S), Alabama	1993-95
Smith, Rod (CB), Notre Dame	1998
Vinson, Fred (CB), Vanderbilt	1999
Akins, Chris (S), Arkansas-Pine Bluff	2000-01
Harris, Al (CB), Texas A&M-Kingsville	2003-09
House, Davon (CB), New Mexico State	2011-14, 17-18
Amos, Adrian (S), Penn State	2019-22
Wilson, Emanuel (RB), Fort Valley State	2023

32

*Dunn, Red (B), Marquette	1929
*Bowdoin, Jim (G), Alabama	1929-30
Comstock, Rudy (G), Georgetown	1931-33
*Bultman, Art (C), Marquette	1934
*Perry, Claude (T), Alabama	1935
Becker, Wayland (E), Marquette	1936-38
*Biolo, John (G), Lake Forest	1939
*Uram, Andy (B), Minnesota	1941
Lusteg, Booth (K), Connecticut	1969
Highsmith, Don (RB), Michigan State	1973
Starch, Ken (RB), Wisconsin	1976
Atkins, Steve (RB), Maryland	1979-81
Simmons, John (DB), Southern Methodist	1986
*King, Don (DB), Southern Methodist	1987
Brown, Dave (CB), Michigan	1987-89
Avery, Steve (FB), Northern Michigan	1991
Stephens, John (RB), Northwestern (La.) State	1993
Cobb, Reggie (RB), Tennessee	1994
Jervey, Travis (RB), The Citadel	1995-98
Mealey, Rondell (RB), Louisiana State	2001-02
Westbrook, Bryant (CB), Texas	2002
*Williams, Walt (RB), Grambling State	2004
Lee, ReShard (RB), Middle Tennessee State	2005
Jackson, Brandon (RB), Nebraska	2007-10
Benson, Cedric (RB), Texas	2012
Banjo, Chris (S), Southern Methodist	2013-15
Michael, Christine (FB), Texas A&M	2016
Mays, Devante (RB), Utah State	2017
Carson, Tra (RB), Texas A&M	2018-19
Ervin, Tyler (RB), San Jose State	2019-20
Hill, Kylin (RB), Mississippi State	2021-22
Robinson, James (RB), Illinois State	2023
Drake, Kenyan (RB), Alabama	2023

33

Kern, Bill (T), Pittsburgh	1929
*Engelmann, Wuert (B), South Dakota State	1930
*Radick, Ken (E), Marquette	1931
*Hinkle, Clarke (FB), Bucknell	1932
*Bultman, Art (C), Marquette	1933
*Michalske, Mike (G), Penn State	1935
Clemens, Cal (B), Southern California	1936
Peterson, Ray (B), San Francisco	1937
Weisgerber, Dick (B), Willamette	1938-40, 42
*Bucchaneri, Mike (G), Indiana	1941
Sorenson, Glen (G), Utah State	1943-45
*Gateway, Lester (C), Baylor	1946-47
Baxter, Lloyd (C), Southern Methodist	1948
Burris, Paul (G), Oklahoma	1949-51
Floyd, Bobby Jack (FB), TCU	1952
*Clemens, Bob (FB), Georgia	1955
Purnell, Frank (FB), Alcorn A&M	1957
*Nitschke, Ray (LB), Illinois	1958
Carpenter, Lew (B), Arkansas	1959-63
Grabowski, Jim (RB), Illinois	1966-70
Smith, Barty (RB), Richmond	1974-80
Jensen, Jim (RB), Iowa	1981-82
Clark, Jessie (FB), Arkansas	1983-87
Sterling, John (RB), Central Oklahoma	1987
Woodside, Keith (RB), Texas A&M	1988-91
Evans, Doug (CB), Louisiana Tech	1993-97
*Henderson, William (FB), North Carolina	1998-2006
*Underwood, Brandon (CB), Cincinnati	2009
Saine, Brandon (RB), Ohio State	2011-12
Hyde, Micah (CB/DB), Iowa	2013-16
Jones, Aaron (RB), Texas-El Paso	2017-23

34

*Lidberg, Carl (FB), Minnesota	1929
*Sleight, Elmer (T), Purdue	1930
*Bowdoin, Jim (G), Alabama	1931
*Stahlman, Dick (T), DePaul	1932
*Rose, Al (E), Texas	1933
*Engelbreiten, Paul (G), Northwestern	1935-41
*Roskie, Ken (B), South Carolina	1948
*Spencer, Joe (T), Oklahoma A&M	1950-51
Chandler, Don (K), Florida	1965-67
Middleton, Terdell (RB), Memphis State	1977-81
Clark, Allan (RB), Northern Arizona	1982
Rash, Lou (DB), Mississippi Valley State	1987
Mason, Larry (RB), Troy State	1988
Bennett, Edgar (RB), Florida State	1992-96
McKenzie, Mike (CB), Memphis	1999-2004
*Dendy, Patrick (CB), Rice	2005
Morency, Vernand (RB), Oklahoma State	2006-07
*Green, Ahman (RB), Nebraska	2009
White, Johnny (RB), North Carolina	2012
Hill, Michael (RB), Missouri Western State	2013
Jackson, Don (RB), Nevada	2016
Russell, KelVarae (CB), Notre Dame	2020
Abernathy, Micah (S), Tennessee	2022-23
Owens, Jonathan (S), Missouri Western State	2023

35

*Ashmore, Roger (T), Gonzaga	1929
*Radick, Ken (E), Marquette	1930
*Nash, Tom (E), Georgia	1931-32
Vairo, Dominic (E), Notre Dame	1935
*Butler, Frank (C/T), Michigan State	1938
Balasz, Frank (B), Iowa	1939-41
Flowers, Bob (C/LB), Texas Tech	1942-49
Johnsner, Glenn (T), Arizona State	1944
*Tonnenmaker, Clayton (LB/C), Minnesota	1950
Michaels, Walt (G), Washington & Lee	1951
*Clemens, Bob (FB), Georgia	1955
Mestnik, Frank (FB), Marquette	1963
Jacobs, Allen (HB), Utah	1965
Conway, Dave (K), Texas	1971
Rodgers, Del (RB/KR), Utah	1982, 84
Willhite, Kevin (RB), Oregon	1987
Haddix, Michael (FB), Mississippi State	1989-90
Wilson, Ray (S), New Mexico	1994
Graham, Jay (RB), Tennessee	2002
Gado, Samkon (RB), Liberty	2005-06
Hall, Korey (FB), Boise State	2007-10
Whitehead, Jermaine (S), Auburn	2016-18
Pleasant, Eddie (S), Oregon	2018
*Campbell, Ibraheim (S), Northwestern	2019
Nickerson, Parry (CB), Tulane	2020
Ballentine, Corey (CB), Washburn	2022-23

36

*Michalske, Mike (G), Penn State	1929-30, 37
*Stahlman, Dick (T), DePaul	1931
*Quatse, Jess (T), Pittsburgh	1933
Tenner, Bob (E), Minnesota	1935
*Scherer, Bernie (E), Nebraska	1938

Steen, Frank (E), Rice	1939
Van Every, Hal (B), Minnesota	1940-41
*Bennett, Earl (G), Hardin-Simmons	1946
Girard, Jug (B), Wisconsin	1948-51
Wilson, Ben (FB), Southern California	1967
Carter, Mike (WR), Sacramento State	1970
Lane, MacArthur (RB), Utah State	1972-74
Sampson, Howard (DB), Arkansas	1978-79
Davis, Kenneth (RB), TCU	1986-88
Butler, LeRoy (CB/S), Florida State	1990-2001
Collins, Nick (S), Bethune-Cookman	2005-11
Gunter, LaDarious (CB), Miami (Fla.)	2015-17
*Greene, Raven (S), James Madison	2018
Scott, Vernon (S), TCU	2020-21
Johnson Jr., Anthony (S), Iowa State	2023

37

*Perry, Claude (T), Alabama	1929, 33
*Nash, Tom (E), Georgia	1929-30
*Sleight, Elmer (T), Purdue	1931
*Rose, Al (E), Texas	1932
*Johnston, Chester (B), Marquette	1934
*Seibold, Champ (T), Wisconsin	1935-36
Schammel, Francis (G), Iowa	1937
Jones, Tom (G), Bucknell	1938
Brennan, Jack (G), Michigan	1939
Berry, Connie (E), North Carolina State	1940
McLaughlin, Lee (G), Virginia	1941
Reichardt, Bill (FB), Iowa	1952
Ferguson, Howard (FB), No college	1953-59
Hickman, Larry (FB), Baylor	1960
*Crutcher, Tommy (LB), TCU	1964
*Vandersa, Phil (LB/DE), Massachusetts	1966
Livingston, Dale (K), Western Michigan	1970
*Randolph, Al (DB), Iowa	1971
Thomas, Ike (DB), Bishop	1972-73
Wells, Terry (RB), Southern Mississippi	1975
Moresco, Tim (DB), Syracuse	1977
Murphy, Mark (S), West Liberty State	1980-85, 87-91
Johnson, KeShon (CB), Arizona	1994, 97
Williams, Tyrone (CB), Nebraska	1996-2002
Hawkins, Mike (CB), Oklahoma	2005
Rouse, Aaron (S), Virginia Tech	2007-09
Shields, Sam (CB), Miami (Fla.)	2010-16
Jackson, Josh (CB), Iowa	2018-20
Valentine, Carrington (CB), Kentucky	2023

38

*Earp, Jug (C), Monmouth	1929
*Ferguson, Carl (FB), Minnesota	1930
*Hubbard, Cal (T), Centenary, Geneva	1931
*Bultman, Art (C), Marquette	1933
*McCrary, Herdis (B), Georgia	1933
*Laws, Joe (B), Iowa	1934
*Herber, Arnie (B), Regis	1935-40
*Sample, Chuck (B), Toledo	1942, 45
Luhn, Nolan (E), Tulsa	1945-49
Rote, Tobin (QB), Rice	1950-51
Mercer, Mike (K), Northern Arizona	1968-69
Webster, Tim (K), Arkansas	1971
Scales, Hurlis (DB), North Texas State	1975
Hood, Estus (DB), Illinois State	1978-84
Sullivan, John (DB), California	1986
*Washington, Chuck (DB), Arkansas	1987
Jefferson, Norman (DB), Louisiana State	1987-88
White, Adrian (S), Florida	1992
Pickens, Bruce (CB), Nebraska	1993
Satterfield, Brian (FB), North Alabama	1996
McElmurry, Blaine (S), Montana	1997
*Snider, Matt (FB), Richmond	1999
Thornburg, Jeremy (S), Northern Arizona	2005
Crockett, John (RB), North Dakota State	2015
Williams, Tramon (CB), Louisiana Tech.	2007-14, 18-19
Gaines, Innis (S), TCU	2021-23

39

*Hubbard, Cal (T), Geneva	1929
*Earp, Jug (C), Monmouth	1930-32
*Bettencourt, Larry (C), St. Mary's (Calif.)	1933
*Hinkle, Clarke (FB), Bucknell	1933
Paulekas, Tony (C), Washington & Jefferson	1936
*Evans, Lon (G), TCU	1937
Heath, Stan (QB), Nevada	1949
*Martinkovic, John (DE), Xavier	1951
Mann, Errol (K), North Dakota	1968
Hill, Jim (DB), Texas A&I	1972-74
Johnson, Sammy (RB), North Carolina	1979
Meade, Mike (FB), Penn State	1982-83
Burgess, Ronnie (DB), Wake Forest	1985
*Johnson, Kenneth (DB), Mississippi State	1987
Parker, Freddie (RB), Mississippi Valley State	1987
*Thompson, Darrell (RB), Minnesota	1990-93
*Prior, Mike (S), Illinois State	1994-98

Carter, Tony (FB), Minnesota	2002
Fontenot, Therrian (CB), Fresno State	2005
Ford, Trevor (CB), Troy	2009
Goodson, Demetri (CB), Baylor	2014-16
*Campbell, Ibraheim (S), Northwestern	2018
Sullivan, Chandon (CB), Georgia State	2019-21
Anderson, Zayne (S), Brigham Young	2023

40

*Cahoon, Ivan (T), Gonzaga	1929
*Hubbard, Cal (T), Geneva	1930, 32
*Michalske, Mike (G), Penn State	1935
*Scherer, Bernie (E), Nebraska	1936
Lee, Bill (T), Alabama	1937-42, 46
*Schwammel, Ade (T), Oregon State	1943
Forté, Aldo (G), Montana	1947
Eason, Roger (G), Oklahoma	1949
*Elliott, Carlton (E), Virginia	1951
Aldridge, Ben (B), Oklahoma A&M	1953
Johnson, Joe (HB), Boston College	1954-58
Hackbart, Dale (DB), Wisconsin	1960-61
Gros, Earl (FB), Louisiana State	1962-63
Brown, Tom (DB), Maryland	1964-68
Kopay, Dave (RB), Washington	1972
Van Valkenburg, Pete (RB), Brigham Young	1974
Harrell, Willard (RB), Pacific	1975-77
Ivery, Eddie Lee (RB), Georgia Tech	1979-86
King, David (DB), Auburn	1987
Jackson, Johnnie (S), Houston	1992
Hayes, Chris (S), Washington State	1996
Terrill, Pat (S), Notre Dame	1998
Moore, Jason (S), San Diego State	2000
Fisher, Tony (RB), Notre Dame	2002-05
Miree, Brandon (FB), Pittsburgh	2008
Porter, Joe (CB), Rutgers	2008
Gordy, Josh (CB), Central Michigan	2010
Kerridge, Joe (FB), Michigan	2016-17
*Galeai, Tipa (LB), Utah State	2021-22

41

*O'Boyle, Harry (B), Notre Dame	1928
*Zuidmuller, Dave (B), St. Ambrose	1931
*Herber, Arnie (B), Regis	1932-33
*Laws, Joe (B), Iowa	1934
*Hinkle, Clarke (FB), Bucknell	1936
*Seibold, Champ (T), Wisconsin	1937-38
Kell, Paul (T), Notre Dame	1939-40
Earhart, Ralph (B), Texas Tech	1948-49
Robinson, Bill (HB), Lincoln (Mo.)	1952
Johnson, Marvin (DB), San Jose State	1952-53
Mihajovich, Lou (DE), Indiana	1954
*Nix, Doyle (DB), Southern Methodist	1955
Freeman, Bob (DB), Auburn	1959
Coffey, Junior (RB), Washington	1965
Gibson, Paul (WR), Texas-El Paso	1972
Burrow, Jim (DB), Nebraska	1976
Osborn, Dave (RB), North Dakota	1976
Flynn, Tom (S), Pittsburgh	1984-86
Compton, Chuck (DB), Boise State	1987
*Johnson, Kenneth (DB), Mississippi State	1987
Robinson, Eugene (S), Colgate	1996-97
*Marshall, Torrance (LB/FB), Oklahoma	2002
Wishom, Jerron (CB), Louisiana Tech	2005
Walker, Frank (CB), Tuskegee	2007
*Havner, Spencer (TE/LB), UCLA	2009-10
Pipkins, Lenzy (CB), Oklahoma State	2017
Black, Henry (S), Baylor	2020-21

42

*Lambeau, Earl "Curly" (B), Notre Dame	1928
*O'Boyle, Harry (B), Notre Dame	1932
*Monnett, Bob (B), Michigan State	1934
McDonald, Dustin (G), Indiana	1935
Schoemann, Roy (C), Marquette	1938
*Uram, Andy (B), Minnesota	1939-43
Duhart, Paul (B), Florida	1944
Smith, Bruce (B), Minnesota	1945-48
Kranz, Kenneth (B), Milwaukee Teachers	1949
Cannava, Al (B), Boston College	1950
*Dreyer, Wally (B), Wisconsin	1950
*Carmichael, Al (HB), Southern California	1953-55
McIlhenny, Don (HB), Southern Methodist	1957-59
Brockington, John (RB), Ohio State	1971-77
Landers, Walt (FB), Clark	1978-79
Ellerson, Gary (FB), Wisconsin	1985-86
Dean, Walter (FB), Grambling State	1991
Sydney, Harry (FB), Kansas	1992
Johnson, LeShon (RB), Northern Illinois	1994-95
Dowden, Corey (CB), Tulane	1998
Sharper, Darren (CB/S), William & Mary	1997-2004
Wynn, DeShawn (RB), Florida	2007-09
Burnett, Morgan (S), Georgia Tech	2010-17
Burks, Oren (LB), Vanderbilt	2018-21
Orzech, Matt (LS), Azusa Pacific	2023

43

Webber, Dutch (E), Kansas State	1928
*McCrary, Herdis (B), Georgia	1932
*Peterson, Les (E), Texas	1934
*Svendsen, George (C/LB), Minnesota	1935-37
*Goldenberg, Charles (G/B), Wisconsin	1938-45
*Wells, Don (E), Georgia	1946-49
Kirby, Jack (B), Southern California	1949
*Wimberly, Abner (E), Louisiana State	1950
*Loomis, Ace (B), La Crosse St. Teachers	1952
Barton, Don (B), Texas	1953
*Boone, J.R. (B), Tulsa	1953
Hart, Doug (DB), Texas-Arlington	1964-71
Mason, Dave (DB), Nebraska	1974
*Thompson, Aundra (WR), East Texas State	1977-78
Monroe, Henry (DB), Mississippi State	1979
Jones, Darryll (DB), Georgia	1984-85
Morris, Larry (RB), Syracuse	1987
Kinder, Randy (CB), Notre Dame	1997
McGarrahan, Scott (S), New Mexico	1998-2000
Smith, Moe (RB), North Carolina A&T	2002
*Franz, Todd (S), Tulsa	2005
*Dendy, Patrick (CB), Rice	2006
Jennings, M.D. (S), Arkansas State	2011-13
Bradley, Hunter (LS), Mississippi State	2018-21
Thomas, Kiondre (CB), Kansas State	2023

44

Marks, Larry (B), Indiana	1928
Apsit, Marger (B), Southern California	1932
*Goldenberg, Charles (G/B), Wisconsin	1935-37
*Ray, Baby (T), Vanderbilt	1938-48
McGeary, Clarence (DT), North Dakota State	1950
*Stephenson, Dave (G/C), West Virginia	1951
Dillon, Bobby (DB), Texas	1952-59
Anderson, Donny (RB), Texas Tech	1966-71
Kroll, Bob (S), Northern Michigan	1972-73
*Hall, Charlie (CB), Pittsburgh	1975-76
Anderson, Vickey Ray (FB), Oklahoma	1980
O'Steen, Dwayne (CB), San Jose State	1983-84
Mansfield, Von (DB), Wisconsin	1987
Mandeville, Chris (DB), California-Davis	1987-88
Holmes, Jerry (CB), West Virginia	1990-91
*McNabb, Dexter (FB), Florida	1993
Darkins, Chris (RB), Minnesota	1997
*Snider, Matt (FB), Richmond	2000
Davenport, Najeh (RB/FB), Miami (Fla.)	2002-05
Starks, James (RB), Buffalo	2010-16
Brown, Donatello (CB), Valdosta State	2017
Morrison, Antonio (LB), Florida	2018
Summers, Ty (LB), TCU	2019-21
Abram, Jonathan (S), Mississippi State	2022
Pearson, Henry (FB), Appalachian State	2023

45

*Lewellen, Verne (B), Nebraska	1928
*Bultman, Art (C), Marquette	1932
*Herber, Arnie (B), Regis	1934
*Hinkle, Clarke (FB), Bucknell	1934
*Smith, Ernie (T), Southern California	1935-37, 39
*Kuasisto, Bill (G), Minnesota	1941-45
*Wildung, Dick (T), Minnesota	1946-51
*Nix, Doyle (DB), Southern Methodist	1955
Tunnell, Emlen (S), Iowa	1959-61
*Hathcock, Dave (DB), Memphis State	1966
*Rower, John (DB), Michigan	1967-69
Hunt, Ervin (DB), Fresno State	1970
Smith, Perry (DB), Colorado State	1973-76
Thomas, Lavale (RB), Fresno State	1987-88
Sikahema, Vai (RB/KR), Brigham Young	1991
*McNabb, Dexter (FB), Florida	1992
*Prior, Mike (S), Illinois State	1993
Crawford, Keith (CB/WR), Howard Payne	1995, 99
*Cooks, Kerry (S), Iowa	1998
Combs, Derek (CB), Ohio State	2003
Johnson, Quinn (FB), Louisiana State	2009-10
Biegel, Vince (LB), Wisconsin	2017
Vitale, Danny (FB), Northwestern	2018-19
Lovett, John (TE), Princeton	2020
Wilson, Eric (LB), Cincinnati	2022-23

46

*Ashmore, Roger (T), Gonzaga	1928
*Lewellen, Verne (B), Nebraska	1931-32
*Gantenbein, Milt (E), Wisconsin	1933-34
*Evans, Lon (G), TCU	1935
*Letlow, Russ (G), San Francisco	1936-42
Fries, Sherwood (G/LB), Colorado State	1943
*Tollefson, Chuck (G), Iowa	1944-45
Clemens, Ray (G), St. Mary's (Calif.)	1947
*Olsonoski, Larry (G), Minnesota	1948-49
Nichols, Hamilton (G), Rice	1951
Gremminger, Hank (DB), Baylor	1956-65

Glass, Leland (WR), Oregon	1972-73
Luke, Steve (DB), Ohio State	1975-80
Harrison, Anthony (DB), Georgia Tech	1987
Richard, Gary (DB), Pittsburgh	1988
Workman, Vince (RB), Ohio State	1989-92
Robinson, Michael (CB), Hampton	1996
Bolden, Juran (CB), Mississippi Delta	1998
Artmore, Rodney (S), Baylor	1999
Harris, Alonzo (RB), Louisiana-Lafayette	2015
Samuels, Stanford (CB), Florida State	2020
Wirtel, Steven (LS), Iowa State	2021

47

*Gantenbein, Milt (E), Wisconsin	1933
*Bruder, Hank (B), Northwestern	1934
*Rose, Al (E), Texas	1935-36
*Gordon, Lou (T), Illinois	1937
Berezney, Paul (T), Fordham	1942-44
Lipscomb, Paul (T), Tennessee	1945-49
*Szafaryn, Len (T), North Carolina	1950
*Martinkovic, John (DE), Xavier	1951
*Moselle, Dom (B), Superior Methodist	1952
Walker, Val Joe (DB), Southern Methodist	1953-56
Whitenton, Jesse (DB), Texas Western	1958-64
Rule, Gordon (DB), Dartmouth	1968-69
Davis, Dave (WR), Tennessee A&I	1971-72
Petway, David (S), Northern Illinois	1981
*Morris, Jim Bob (DB), Kansas State	1987
Mitchell, Roland (CB/S), Texas Tech	1991-94
Galbraith, Scott (TE), Southern California	1998
Bell, Tyrone (CB), North Alabama	1999
*Bigby, Atari (S), Central Florida	2005
Giordano, Matt (S), California	2009
Ryan, Jake (LB), Michigan	2015-17
Williams, Tim (LB), Alabama	2019
Rivers, Chauncey (LB), Mississippi State	2021
Hollins, Justin (LB), Oregon	2022-23

48

*Hinkle, Clarke (FB), Bucknell	1934
*Butler, Frank (C/T), Michigan State	1935-36
Miller, Ookie (C), Purdue	1938
Jacunski, Harry (E), Fordham	1939-44
*Perkins, Don (FB), Platteville St. Teachers	1945
*Nussbaumer, Bob (B), Michigan	1946
Cook, Ted (E/DB), Alabama	1948-50
*Loomis, Ace (B), La Crosse St. Teachers	1953
Psaltis, Jim (DB), Southern California	1954
*Carmichael, Al (HB), Southern California	1955-58
Pesonen, Dick (DB), Minnesota-Duluth	1960
*Hathcock, Dave (DB), Memphis State	1966
Ellis, Ken (CB), Southern	1970-75
Simpson, Nate (RB), Tennessee State	1977-79
*Morris, Lee (WR), Oklahoma	1987
Bartrum, Mike (TE), Marshall	1995
Kitts, Jim (FB), Ferrum	1998
Leach, Vonta (FB), East Carolina	2004-06
Thomas, Joe (LB), South Carolina State	2015-17
Sapp III, Benny (S), Northern Iowa	2023

49

*Fitzgibbon, Paul (B), Creighton	1932
*Rose, Al (E), Texas	1934
*Kiesling, Walt (G), St. Thomas	1935-36
Howell, John (B), Nebraska	1938
*Orlich, Dan (E), Nevada	1949-50
Wicks, Bob (WR), Utah State	1974
*West, Ed (TE), Auburn	1984
Greenwood, David (S), Wisconsin	1986
Sutton, Mickey (CB), Montana	1989
*Wilner, Jeff (TE), Wesleyan (Conn.)	1995
Smith, Kevin (FB), UCLA	1996
*Hall, Lamont (TE), Clemson	1999
*Franz, Todd (S), Tulsa	2002
*Humphrey, Tory (TE), Central Michigan	2005
Alcorn, Zac (TE), Black Hills State	2006
Francois, Robert (LB), Boston College	2010-13
Dafney, Dominique (TE), Indiana State	2020-21
Jones, Kobe (LB), Mississippi State	2022

50

*Perry, Claude (T), Alabama	1934
*Schwammel, Ade (T), Oregon State	1935-36, 43
*Monnett, Bob (B), Michigan State	1938
Thompson, Clarence (B), Minnesota	1939
Johnson, Bill (DE), Minnesota	1941
*Reskie, Ken (B), South Carolina	1948
*Rhodemyre, Jay (C/LB), Kentucky	1952
Curry, Bill (C), Georgia Tech	1965-66
*Hyland, Bob (C), Boston College	1967-69
Carter, Jim (LB), Minnesota	1970-75, 77-78
Wingo, Rich (LB), Alabama	1979, 81-84
Rafferty, Vince (C), Colorado	1987
Holland, Johnny (LB), Texas A&M	1987-93

Arthur, Mike (C), Texas A&M	1995-96
Davis, Anthony (LB), Utah	1999
Williams, K.D. (LB), Henderson State	2000-01
Navies, Hannibal (LB), Colorado	2003-04
Hawk, A.J. (LB), Ohio State	2006-14
Martinez, Blake (LB), Stanford	2016-19
*Galeai, Tipa (LB), Utah State	2020
Mercilus, Whitney (LB), Illinois	2021
Tom, Zach (OL), Wake Forest	2022-23

51

*Goldenberg, Charles (G/B), Wisconsin	1934
*Hubbard, Cal (T), Geneva	1935
*Evans, Lon (G), TCU	1936
*Schneidman, Herm (B), Iowa	1938-39
*Lawrence, Jim (B), TCU	1939
*Frutig, Ed (E), Michigan	1941
Stonebraker, John (E), Southern California	1942
Comp, Irv (B), St. Benedict's	1943-49
*Szafaryn, Len (T), North Carolina	1950
Faverty, Hal (C/LB), Wisconsin	1952
Ringo, Jim (C), Syracuse	1953-63
*Hayhoe, Bill (T), Southern California	1969
Hefner, Larry (LB), Clemson	1972-75
Gueno, Jim (LB), Tulane	1976-80
Prather, Guy (LB), Grambling State	1981-85
Monaco, Ron (LB), South Carolina	1987
Weishuhn, Clayton (LB), Angelo State	1987
Simpkins, Ron (LB), Michigan	1988
Bush, Blair (C), Washington	1989-91
Brady, Jeff (LB), Kentucky	1992
Morrissey, Jim (LB), Michigan State	1992
Williams, Mark (LB), Ohio State	1994
Williams, Brian (LB), Southern California	1995-2000
*Marshall, Torrance (LB/FB), Oklahoma	2001-04
Poppinga, Brady (LB), Brigham Young	2005-10
Smith, D.J. (LB), Appalachian State	2011-12
Palmer, Nate (LB), Illinois State	2013, 15
Kackrell, Kyler (LB), Utah State	2016-19
Barnes, Krys (LB), UCLA	2020-22

52

*Rose, Al (E), Texas	1932
*Bultman, Art (C), Marquette	1934
*Engelbretsen, Paul (G), Northwestern	1936
Buhler, Larry (B), Minnesota	1939-41
Snelling, Ken (B), UCLA	1945
*Kuusisto, Bill (G), Minnesota	1946
Skoglund, Bob (DE), Notre Dame	1947
Walker, Cleo (C/LB), Louisville	1970
*Winther, Wimpy (C), Mississippi	1971
Schmitt, John (C), Hofstra	1974
Weaver, Gary (LB), Fresno State	1975-79
Cumby, George (LB), Oklahoma	1980-85
Weddington, Mike (LB), Oklahoma	1986-90
Melka, James (LB), Wisconsin	1987
Winters, Frank (C/G), Western Illinois	1992-2002
Matthews, Clay (LB), Southern California	2009-18
Gary, Rashaan (LB), Michigan	2019-23

53

*McCrary, Herdis (B), Georgia	1933
*Schwammel, Ade (T), Oregon State	1934
*Gordon, Lou (T), Illinois	1936
*Svendsen, Earl (C), Minnesota	1939
*Evans, Dick (E), Iowa	1940
Ingalls, Bob (C/LB), Michigan	1942
*Stephenson, Dave (G/C), West Virginia	1953-55
Timberlake, George (LB/G), Southern California	1955
Palumbo, Sam (LB/C), Notre Dame	1957
Iman, Ken (C), Southeast Missouri State	1960-63
Carr, Fred (LB), Texas-El Paso	1968-77
Chesley, Francis (LB), Wyoming	1978
*Douglass, Mike (LB), San Diego State	1979-85
Leopold, Bobby (LB), Notre Dame	1986
Turpin, Miles (LB), California	1986
Anderson, Aric (LB), Millikin	1987
Corker, John (LB), Oklahoma State	1988
Koonce, George (LB), East Carolina	1992-99
Morton, Mike (LB), North Carolina	2000
O'Neal, Andre (LB), Marshall	2001
Lenon, Paris (LB), Richmond	2002-05
*Havner, Spencer (LB/TE), UCLA	2008
Simpkins, Maurice (LB), Coastal Carolina	2010
Briggs, Diyral (LB), Bowling Green	2010
Perry, Nick (LB), Southern California	2012-18
Garvin, Jonathan (LB), Miami (Fla.)	2020-22

54

Culver, Al (T), Notre Dame	1932
Jorgenson, Carl (T), St. Mary's (Calif.)	1934
*Johnston, Chester (B), Marquette	1936
Craig, Larry (E/B), South Carolina	1939-49
Schmidt, George (C), Lewis	1952

Walker, Malcolm (C), Rice	1970
*Winther, Wimpy (C), Mississippi	1971
McCarren, Larry (C), Illinois	1973-84
Schuh, Jeff (LB), Minnesota	1986
*Jensen, Greg (G), No college	1987
*Malancon, Rydell (LB), Louisiana State	1987
Stephen, Scott (LB), Arizona State	1987-91
Coleman, Keo (LB), Mississippi State	1993
*Harris, Bernardo (LB), North Carolina	1995
Cox, Ron (LB), Fresno State	1996
Joyner, Seth (LB), Texas-El Paso	1997
Waddy, Jude (LB), William & Mary	1998-99
Wayne, Nate (LB), Mississippi	2000-02
Josue, Steve (LB), Carson-Newman	2004
Manning, Roy (LB), Michigan	2005
Chillar, Brandon (LB), UCLA	2008-10
Moses, Dezman (LB), Tulane	2012
Aiyewa, Victor (LB), Washington	2013
Bradford, Carl (LB), Arizona State	2016
Hart, Derek (LS), James Madison	2017
Crawford, James (LB), Illinois	2018
Martin, Kamal (LB), Minnesota	2020
Hamilton, La'Darius (LB), North Texas	2021-22
Welch, Kristian (LB), Iowa	2023

55

Franta, Herb (T), St. Thomas	1930
*Bruder, Hank (B), Northwestern	1933
Jones, Bob (G), Indiana	1934
*McNally (Blood), Johnny (B), St. John's	1936
*Moore, Allen (E), Texas A&M	1939
*Adkins, Bob (B), Marshall	1940-41
Ecker, Ed (T), John Carroll	1950-51
Flanigan, Jim (LB), Pittsburgh	1967-70
Jenke, Noel (LB), Minnesota	1973-74
Hull, Tom (LB), Penn State	1975
*Hyland, Bob (C), Boston College	1976
Hunt, Mike (LB), Minnesota	1978-80
Scott, Randy (LB), Alabama	1981-86
Jordan, Kenneth (LB), Tuskegee	1987
Burnette, Reggie (LB), Houston	1991
Clark, Greg (LB), Arizona State	1991
Collins, Brett (LB), Washington	1992-93
Mott, Joe (LB), Iowa	1993
Strickland, Fred (LB), Purdue	1994-95
*Harris, Bernardo (LB), North Carolina	1996-2001
Wilkins, Marcus (LB), Texas	2002-03
Rogers, Nick (LB), Georgia Tech	2004
Thomas, Robert (LB), UCLA	2005
Hodge, Abdul (LB), Iowa	2006
Bishop, Desmond (LB), California	2007-11
Mulumba, Andy (LB), Eastern Michigan	2013-15
Brooks, Ahmad (LB), Virginia	2017
Smith, Za'Darius (LB), Kentucky	2019-21
Engabare, Kingsley (LB), South Carolina	2022-23

56

Pape, Orrin (B), Iowa	1930
*Barragar, Nate (C), Southern California	1932
Wunsch, Harry (G), Notre Dame	1934
Greenfield, Tom (C/LB), Arizona	1939-41
*Crutcher, Tommy (LB), TCU	1965-67, 71-72
MacLeod, Tom (LB), Minnesota	1973
Hendricks, Ted (LB), Miami (Fla.)	1974
Perko, Tom (LB), Pittsburgh	1976
Smith, Blane (LB), Purdue	1977
Nuzum, Rick (C), Kentucky	1978
O'Neil, Ed (LB), Penn State	1980
Lewis, Cliff (LB), Southern Mississippi	1981-84
Dent, Burnett (LB), Tulane	1986-92
Pointer, John (LB), Vanderbilt	1987
Willis, James (LB), Auburn	1993-94
Hollingquest, Lamont (LB), Southern California	1996-98
Mays, Kivusama (LB), North Carolina	1999
McCaslin, Eugene (LB), Florida	2000
Holmberg, Rob (LB), Penn State	2001
Nickerson, Hardy (LB), California	2002
Barnett, Nick (LB), Oregon State	2003-10
Manning, Terrell (LB), North Carolina State	2012
Peppers, Julius (LB), North Carolina	2014-16
Toomer, Korey (LB), Idaho	2018
Ramsey, Randy (LB), Arkansas	2020
Coco, Jack (LS), Georgia Tech	2022

57

*Van Sickle, Clyde (C), Arkansas	1932
*Seibold, Champ (T), Wisconsin	1934, 39-40
*Schwammel, Ade (T), Oregon State	1938
Zoff, Dick (G), Indiana	1939
Webha, Ray (E), Southern California	1944
Bowman, Ken (C), Wisconsin	1964-73
Acks, Ron (LB), Illinois	1974-76
Gofourth, Derrel (G/C), Oklahoma State	1977-82
Curcio, Mike (LB), Temple	1983
Parlavocchio, Chet (LB), Penn State	1983

Moran, Rich (G), San Diego State	1985-93
Choate, Putt (LB), Southern Methodist	1987
Kelly, Joe (LB), Washington	1995
London, Antonio (LB), Alabama	1998
Nelson, Jim (LB), Penn State	1998-99
Gizzi, Chris (LB), Air Force	2000-01
Slaughter, T.J. (LB), Southern Mississippi	2003
Leake, John (LB), Clemson	2005
Hunter, Jason (DE), Appalachian State	2006-08
Obizor, Cyril (LB), Texas A&M	2009
Wilhelm, Matt (LB), Ohio State	2010
Lattimore, Jamari (LB), Middle Tennessee St.	2011-14
Burgess, James (LB), Louisville	2020
Cox Jr., Brenton (LB), Florida	2023

58

*Kurth, Joe (T), Notre Dame	1934
*Seibold, Champ (T), Wisconsin	1936
Kilbourne, Warren (T), Minnesota	1939
*Ray, Baby (T), Vanderbilt	1940
Carter, Joe (E), Southern Methodist	1942
*Schwammel, Ade (T), Oregon State	1944
Neal, Ed (DT/T), Tulane	1945-51
*Tonemaker, Clayton (LB/C), Minnesota	1953-54
*Bettis, Tom (LB), Purdue	1955
Lauer, Larry (C), Alabama	1956-57
Currie, Dan (LB), Michigan State	1958-64
Winkler, Francis (DE), Memphis State	1968-69
Withrow, Cal (C), Kentucky	1971-73
Cooney, Mark (LB), Colorado	1974
McCaffrey, Bob (C), Southern California	1975
Lally, Bob (LB), Cornell	1976
Hansen, Don (LB), Illinois	1976-77
Johnson, Danny (LB), Tennessee State	1978
*Rudzinski, Paul (LB), Michigan State	1979
Stewart, Steve (LB), Minnesota	1979
Beekley, Bruce (LB), Oregon	1980
Rubens, Larry (C), Montana State	1982-83
Cannon, Mark (C), Texas-Arlington	1984-89
D'Onofrio, Mark (LB), Penn State	1992
Hamilton, Ruffin (LB), Tulane	1994
Flanagan, Mike (C/T), UCLA	1998-2005
Taylor, Ben (LB), Virginia Tech.	2006
Lansanah, Danny (LB), Connecticut	2008
Zombo, Frank (LB), Central Michigan	2010-12
Barrington, Sam (LB), South Florida	2013-15
Tripp, Jordan (LB), Montana	2016
Kirksey, Christian (LB), Iowa	2020
McDuffie, Isaiah (LB), Boston College	2021-23

59

*Butler, Frank (C/T), Michigan State	1936
*Lawrence, Jim (B), TCU	1939
Kuechenberg, Rudy (LB), Indiana	1970
Toner, Tom (LB), Idaho State	1973, 75-77
*Anderson, John (LB), Michigan	1979-89
Larson, Kurt (LB), Michigan State	1991
Simmons, Wayne (LB), Clemson	1993-97
Diggs, Na'il (LB), Ohio State	2000-05
White, Tracy (LB), Howard	2006-08
Jones, Brad (LB), Colorado	2009-14
Lovalo, Rick (LS), Old Dominion	2015
Pepper, Taybor (LS), Michigan State	2017
Harris, De'Jon (LB), Arkansas	2020
Campbell, De'Vondre (LB), Minnesota	2021-23

60

*Butler, Frank (C/T), Michigan State	1934
*Kiesling, Walt (G), St. Thomas	1936
Schultz, Charles (T), Minnesota	1939-41
Blaine, Ed (G), Missouri	1962
Caffey, Lee Roy (LB), Texas A&M	1964-69
Knutson, Steve (T), Southern California	1976-77
*Anderson, John (LB), Michigan	1978
Allerman, Kurt (LB), Penn State	1980-81
Laslavic, Jim (LB), Penn State	1982
Moore, Blake (C/G), Wooster	1984-85
*Jensen, Greg (G), No college	1987
*Malancon, Rydell (LB), Louisiana State	1987
Croston, Dave (T), Iowa	1988
Houston, Bobby (LB), North Carolina State	1990
Zeno, Lance (C), UCLA	1993
McGuire, Gene (C), Notre Dame	1996
Davis, Rob (LS), Shippensburg	1997-2007

61

*Dilweg, Lavvie (E), Marquette	1934
*Smith, Ernie (T), Southern California	1936
Ruzich, Steve (G), Ohio State	1952-54
Spinks, Jack (G), Alcorn A&M	1955-56
Smith, Jerry (G), Wisconsin	1956

*Bullough, Hank (G), Michigan State	1958
*Toburen, Nelson (LB), Wichita State	1961-62
Breen, Gene (LB), Virginia Tech	1964
Bradley, Dave (G), Penn State	1969-71
Van Dyke, Bruce (G), Missouri	1974-76
McMath, Herb (DT), Morningside	1977
Simmons, David (LB), North Carolina	1979
Ane, Charlie (C), Michigan State	1981
Drechsler, Dave (G), North Carolina	1983-84
Wingle, Blake (G), UCLA	1985
Boyersky, Jerry (NT), Pittsburgh	1986-89
McGarry, John (G), St. Joseph's (Ind.)	1987
*Neville, Tom (T/G), Fresno State	1992
Curry, Scott (T), Montana	1999
Goode, Brett (LS), Arkansas	2008-17

62

*Norgard, Al (E), Stanford	1934
*Letlow, Russ (G), San Francisco	1936
Twedell, Francis (G), Minnesota	1939
*Afflis, Dick (G), Nevada	1952
Brown, Buddy (G), Arkansas	1953-56
Amundsen, Norm (G), Wisconsin	1957
*Cvercko, Andy (G), Northwestern	1960
*Aldridge, Lionel (DE), Utah State	1963
Lueck, Bill (G), Arizona	1968-74
Matson, Pat (G), Oregon	1975
Havig, Dennis (G), Colorado	1977
McLaughlin, Joe (LB), Massachusetts	1979
Aydelette, Buddy (G), Alabama	1980
Merrill, Mark (LB), Minnesota	1982
Laughlin, Jim (LB), Ohio State	1983
Mendoza, Ruben (G), Wayne State	1986
Meyer, Jim (T), Illinois State	1987
Kauahi, Kani (C), Hawaii	1988
*Brock, Matt (DE/DT), Oregon	1989-93
McIntyre, Guy (G), Georgia	1994
Rivera, Marco (G), Penn State	1997-2004
Coston, Junius (T/G), North Carolina A&T	2005-07
Dietrich-Smith, Evan (G/C), Idaho State	2009, 11-13
Patrick, Lucas (G), Duke	2017-21

63

*Michalske, Mike (G), Penn State	1934
Zarnas, Gust (G), Ohio State	1939-40
Starret, Ben (B), St. Mary's (Calif.)	1942-45
Odson, Urban (T), Minnesota	1946-49
*Stansack, Don (T), Denver	1950-51
Bray, Ray (G), Western Michigan	1952
*Barry, Al (G), Southern California	1954
Skibinski, Joe (G), Purdue	1955-56
Matuszak, Marv (LB), Tulsa	1958
Thurston, Fuzzy (G), Valparaiso	1959-67
Winkler, Randy (G), Tarleton State	1971
Janet, Ernie (G), Washington	1975
Jones, Terry (NT), Alabama	1978-84
Hartnett, Perry (G), Southern Methodist	1987
Campen, James (C), Tulane	1989-93
Dukes, Jamie (C), Florida State	1994
Timmerman, Adam (G), South Dakota State	1995-98
McKenzie, Raleigh (G), Tennessee	1999-2000
Ferrario, Bill (G), Wisconsin	2002
Wells, Scott (C/G), Tennessee	2004-11
Saturday, Jeff (C), North Carolina	2012
Linsley, Corey (C), Ohio State	2014-20
Walker, Rasheed (TE), Penn State	2022-23

64

*Barragar, Nate (C), Southern California	1934
Johnson, Howard (G/LB), Georgia	1940-41
Fritsch, Ted (B), Stevens Point Teachers	1942-50
Danjan, Ernie (LB), Auburn	1957
Kramer, Jerry (G), Idaho	1958-68
Hunt, Kevin (T), Doane	1972
Kitson, Syd (G), Wake Forest	1980-81, 83-84
Villanucci, Vince (NT), Bowling Green	1987
*Collier, Steve (T), Bethune-Cookman	1987
*Jurkovic, John (NT), Eastern Illinois	1993-95
Wilkinson, Bruce (T), Tennessee	1996-97
Jackson, Alcender (G), Louisiana State	2002
Lee, James (DT), Oregon State	2004
Palmer, Tony (G), Missouri	2006-07
Van Roten, Greg (G), Pennsylvania	2012-13
Pennell, Mike (DT), Colorado State-Pueblo	2014-16
McCray, Justin (G), Central Florida	2017-18
Braden, Ben (G), Michigan	2020-21

65

*Evans, Lon (G), TCU	1934
Wilson, Gene (E/DB), Southern Methodist	1947-48
*Collins, Albin (HB), Louisiana State	1951
Boerio, Chuck (LB), Illinois	1952
*Heltis, Tom (LB), Purdue	1956-61
Boller, Ed (LB), South Carolina	1963
Wortman, Keith (G), Nebraska	1972-75
*Douglass, Mike (LB), San Diego State	1978
Wellman, Mike (C), Kansas	1979-80
Cabral, Brian (LB), Colorado	1980
Hallsstrom, Ron (G), Iowa	1982-92
Knapp, Lindsay (G), Notre Dame	1996
Tauscher, Mark (T/G), Wisconsin	2000-10
Taylor, Lane (G), Oklahoma State	2013-20

66

*Monnett, Bob (B), Michigan State	1934
*Svendsen, Earl (C), Minnesota	1939
*Svendsen, George (C/LB), Minnesota	1940-41
Davis, Ralph (G), Wisconsin	1947-48
*Stansauk, Don (T), Denver	1950
*Cone, Fred (FB/K), Clemson	1951
Teetack, Deral (LB/G), Wisconsin	1952-56
*Barry, Al (G), Southern California	1957
*Nitschke, Ray (LB), Illinois	1959-72
*Rudzinski, Paul (LB), Michigan State	1978
Lewis, Mike (NT), Arkansas A&M	1980

RETIRED FOR NITSCHKE, 1983

67

*Logan, Dick (G), Ohio State	1952-53
*Bulough, Hank (G), Michigan State	1955
Salsbury, Jim (G), UCLA	1957-58
*Cvercko, Andy (G), Northwestern	1960
Grimm, Dan (G), Colorado	1963-65
Carroll, Leo (DE), San Diego State	1968
Snider, Malcolm (T/G), Stanford	1972-74
Enderle, Dick (G), Minnesota	1976
Kowalkowski, Bob (G), Virginia	1977
Swanke, Karl (T/C), Boston College	1980-86
Logan, David (NT), Pittsburgh	1987
Simpson, Travis (C), Oklahoma	1987
Ard, Billy (G/T), Wake Forest	1989-91
Barrie, Sebastian (DE), Liberty	1992
Hutchins, Paul (T), Western Michigan	1993-94
Dellenbach, Jeff (C/G), Wisconsin	1996-98
Maryland, Russell (DT), Miami (Fla.)	2000
Ruegamer, Grey (C/G), Arizona State	2003-05
B Barclay, Don (T/G), West Virginia	2012-13, 15-16
Hanson, Jake (C/G), Oregon	2021-22

68

*Herber, Arnie (B), Regis	1934
Seeman, George (E), Nebraska	1940
Paskvan, George (B), Wisconsin	1941
*Szafaryn, Len (T), North Carolina	1953-56
Dittrich, John (G), Wisconsin	1959
Gillingham, Gale (G), Minnesota	1966-74, 76
Koch, Greg (T), Arkansas	1977-85
Konopasek, Ed (T), Ball State	1987
Winter, Blaise (DE/NT), Syracuse	1988-90
Sims, Joe (T/G), Nebraska	1992-95
*Brown, Gary (T), Georgia Tech	1996
Wahle, Mike (T/G), Navy	1998-2004
White, Chris (C), Southern Mississippi	2005
Giacomini, Breno (T), Louisville	2008
Murphy, Kyle (T), Stanford	2016-17
Veldheer, Jared (T), Hillsdale	2019

69

*Engelbreten, Paul (G), Northwestern	1934
*Stephenson, Dave (G/C), West Virginia	1952
*Forester, Bill (LB), Southern Methodist	1953-59
*Toburn, Nelson (LB), Wichita State	1961
Bain, Bill (T), Southern California	1975
Harris, Leotis (G), Arkansas	1978-83
Cherry, Bill (C), Middle Tennessee State	1986-87
Gruber, Bob (T), Pittsburgh	1987
Blackshear, Jeff (G), Northeast Louisiana	2002
Bakhtiari, David (T), Colorado	2013-23

70

Dowden, Steve (T), Baylor	1952
*Wildung, Dick (T), Minnesota	1953
Hunter, Art (C), Notre Dame	1954
King, Don (DT), Kentucky	1956
Marshall, Rich (DT), Stephen F. Austin	1965
Crenshaw, Leon (DT), Tuskegee	1968
Moore, Rich (DT), Villanova	1969-70
Nystrom, Lee (T), Macalester	1974
McMillan, Ernie (T), Illinois	1975

Barber, Bob (DE), Grambling State	1976-79
*Rudzinski, Paul (LB), Michigan State	1980
Sams, Ron (G), Pittsburgh	1983
Uecker, Keith (G/T), Auburn	1984-85, 87-88, 90-91
*Collier, Steve (T), Bethune-Cookman	1987
*Grant, David (DE), West Virginia	1993
Hope, Charles (G), Central (Ohio) State	1994
Andruzzi, Joe (G), Southern Connecticut St.	1998-99
Klemm, Adrian (G/T), Hawai'i	2005
Walter, Tyson (T/G), Ohio State	2006
Lang, T.J. (G/T), Eastern Michigan	2009-16
Light, Alex (T/G), Richmond	2018-19
Newman, Royce (G/T), Mississippi	2021-23

71

Lucky, Bill (DT), Baylor	1955
Finnin, Tom (T), Detroit	1957
*Forester, Bill (LB), Southern Methodist	1959-63
Voss, Lloyd (DT), Nebraska	1964-65
Peay, Francis (T), Missouri	1968-72
Branstetter, Kent (T), Houston	1973
Basinger, Mike (DE), California-Riverside	1974
Fanucci, Mike (DE), Arizona State	1974
Jackson, Mel (G), Southern California	1976-80
Thompson, Arland (G), Baylor	1981
Jones, Boyd (T), Texas Southern	1984
Shumate, Mark (NT), Wisconsin	1985
Ploeger, Kurt (DE), Gustavus Adolphus	1986
Drost, Jeff (DT), Iowa	1987
Jones, Scott (T), Washington	1991
Gray, Cecil (T), North Carolina	1992
*Brown, Gilbert (DT), Kansas	1993
*Brown, Gilbert (T), Georgia Tech	1994-95
Dotson, Santana (DT), Baylor	1996-2001
Barry, Kevin (T), Arizona	2002-05
Sitton, Josh (G), Central Florida	2008-15
Wagner, Rick (T), Wisconsin	2020
Myers, Josh (C/G), Ohio State	2021-23

72

Kahler, Royal (T), Nebraska	1942
McPherson, Forrest (T), Nebraska	1943-45
*Barnett, Solon (T), Baylor	1946
Kekeris, Jim (T), Missouri	1948
Johnson, Tom (DT), Michigan	1952
*Afflis, Dick (G), Nevada	1953
Helluin, Jerry (DT), Tulane	1954-57
Kimmel, J.D. (DT), Houston	1958
Miller, John (T), Boston College	1960
Davidson, Ben (DE), Washington	1961
Wright, Steve (T), Alabama	1964-67
Himes, Dick (T), Ohio State	1968-77
Lathrop, Kit (DT), Arizona State	1979-80
Oates, Brad (T), Brigham Young	1981
Boyd, Greg (DE), San Diego State	1983
*Neville, Tom (T/G), Fresno State	1986-88
*Auer, Todd (LB), Western Illinois	1987
Bone, Warren (DE), Texas Southern	1987
Hall, Mark (DE), Southwestern Louisiana	1989-90
Gabbard, Steve (T), Florida State	1991
Salem, Harvey (T), California	1992
Dotson, Earl (T), Texas A&I	1993-2002
Bedell, Brad (T), Colorado	2004
Spitz, Jason (C/G), Louisville	2006-10
Gerhart, Garth (C), Arizona State	2014
Jones, Caleb (T), Indiana	2023

73

Serini, Wash (G), Kentucky	1952
Cifelli, Gus (T), Notre Dame	1953
Beck, Ken (DT), Texas A&M	1959-60
Gassert, Ron (DT), Virginia	1962
*McDowell, John (G), St. John's (Minn.)	1964
Weatherwax, Jim (DT), Calif. St.-L.A.	1966-67, 69
Hardy, Kevin (DT), Notre Dame	1970
Vanoy, Vernon (DT), Kansas	1972
Oats, Carleton (DT), Florida A&M	1973
Okoniewski, Steve (DT), Montana	1974-75
Skinner, Gerald (T), Arkansas	1978
Edwards, Earl (DT), Wichita State	1979
Braggus, Byron (DE), Alabama	1981-83
Veingrad, Alan (T), East Texas State	1986-87, 89-90
Caldwell, David (NT), TCU	1987
Robbins, Tootie (T), East Carolina	1992-93
Taylor, Aaron (G), Notre Dame	1995-97
*McKenzie, Keith (DE), Ball State	2002
Colledge, Daryn (G/T), Boise State	2006-10
Tretter, JC (C/G), Cornell	2014-16
Evans, Jahri (G), Bloomsburg	2017
Nijman, Yosh (T), Virginia Tech	2020-23

74

*Olsonoski, Larry (G), Minnesota	1948
Steiner, Rebel (DB), Alabama	1950-51
Zatkoff, Roger (LB), Michigan	1953-56
Vereen, Carl (T), Georgia Tech	1957
Jordan, Henry (DT), Virginia	1959-69
Smith, Donnell (DE), Southern Univ.	1971
Brown, Aaron (DE), Minnesota	1973-74
Roller, Dave (DT), Kentucky	1975-78
Brown, Ken (G), New Mexico	1980
Huffman, Tim (G/T), Notre Dame	1981-85
*Collier, Steve (T), Bethune-Cookman	1987
Haley, Darryl (T), Utah	1988
Archambeau, Lester (DE), Stanford	1990-92
Widell, Doug (G), Boston College	1993
Dingle, Antonio (DT), Virginia	1999
Kampman, Aaron (DE/LB), Iowa	2002-09
Newhouse, Marshall (T), TCU	2011-13
John, Ulrick (T), Georgia State	2017
Bell, Byron (T/G), New Mexico	2018
Jenkins, Elgton (G/T), Mississippi State	2019-23

75

Croft, Milburn (T), Ripon	1942-47
Ruetz, Howard (DT), Loras	1951-53
*Afflis, Dick (G), Nevada	1954
Gregg, Forrest (T), Southern Methodist	1956, 58-70
Michaels, Lou (K), Kentucky	1971
Pureifory, Dave (DL), Eastern Michigan	1972-77
Barzilauskas, Carl (DT), Indiana	1978-79
Turner, Rich (NT), Oklahoma	1981-83
Ruettings, Ken (T), Southern California	1985-96
Heimbürger, Craig (G), Missouri	1999
Flanigan, Jim (DT), Notre Dame	2001
Tomich, Jared (DE), Nebraska	2002
Jackson, Grady (DT), Knoxville	2003-05
Moll, Tony (T/G), Nevada	2006-08
Bulaga, Bryan (T), Iowa	2010-12, 14-19
Rhyan, Sean (G), UCLA	2022-23

76

Crimmins, Bernie (G/B), Notre Dame	1945
Miller, Tom (E), Hampden-Sydney	1946
Kovatch, John (E), Notre Dame	1947
*O'Malley, Tom (QB), Cincinnati	1950
Dees, Bob (T), Southwest Missouri State	1952
*Logan, Dick (G), Ohio State	1952
Skoronski, Bob (T), Indiana	1956, 59-68
McCoy, Mike P. (DT), Notre Dame	1970-76
Stokes, Tim (T), Oregon	1978-82
Carreker, Alphonso (DE), Florida State	1984-88
Ariey, Mike (T), San Diego State	1989
Vaene, David (T), Minnesota-Duluth	1992
Galbreath, Harry (G), Tennessee	1993-95
Willig, Matt (T), Southern California	1998
Clifton, Chad (T), Tennessee	2000-11
Daniels, Mike (DL), Iowa	2012-18
Runyan, Jon (G), Michigan	2020-23

77

*Gatewood, Lester (C), Baylor	1946
Summerhays, Bob (B), Utah	1949-51
*Hamner, Dave (DT), Arkansas	1952-54
Sandusky, John (T), Villanova	1956
Spencer, Ollie (T), Kansas	1957-59
Kostelnik, Ron (T), Cincinnati	1961-68
*Hayhoe, Bill (T), Southern California	1969-73
Butler, Mike (DE), Kansas	1977-82, 85
Getty, Charlie (T), Penn State	1983
Neilly, Bill (NT), Pittsburgh	1984
Feasel, Greg (T), Abilene Christian	1986
McGrew, Sylvester (DE), Tulane	1987
Robison, Tommy (G), Texas A&M	1987
Mandarich, Tony (T), Michigan State	1989-91
Millard, Keith (DE), Washington State	1992
Maas, Bill (NT), Pittsburgh	1993
Michels, John (T), Southern California	1996-97
Brooks, Barrett (T), Kansas State	2002
Wisne, Jerry (T), Notre Dame	2002
Jenkins, Cullen (DT/DE), Central Michigan	2004-10
Pankey, Adam (G/T), West Virginia	2017-18
Turner, Billy (G/T), North Dakota State	2019-21

78

Abersson, Cliff (B), No college	1946
Dahms, Tom (T), San Diego State	1955
Masters, Norm (T), Michigan State	1957-64
Brown, Bob (DT), Arkansas AM&N	1966-73
Wafer, Carl (DT), Tennessee State	1974
Cooke, Bill (DE), Massachusetts	1975
*Johnson, Ezra (DE), Morris Brown	1977-78

Merrill, Casey (DE), California-Davis	1979-83
Hoffman, Gary (T), Santa Clara	1984
Hobbins, Jim (G), Minnesota	1987
Cheek, Louis (T), Texas A&M	1991
Verba, Ross (T/G), Iowa	1997-2000
Sands, Terrell (DT), Tennessee-Chattanooga	2003
Barbre, Allen (G/T), Missouri Southern State	2007-09
Sherrod, Derek (T), Mississippi State	2011, 13-14
Spriggs, Jason (T), Indiana	2016-18
Price, Brian (DL), Texas San Antonio	2020
Van Lanen, Cole (T/G), Wisconsin	2021
Tenuta, Luke (T), Virginia Tech	2022

79

*Urban, Alex (E), South Carolina	1945
*Adkins, Bob (B), Marshall	1945
Vogds, Evan (G), Wisconsin	1948-49
Moje, Dick (E), Loyola (Calif.)	1951
*Spencer, Joe (T), Oklahoma A&M	1951
*Hanner, Dave (DT), Arkansas	1955-64
DeLisle, Jim (DT), Wisconsin	1971
Schuh, Harry (T), Memphis State	1974
Koncar, Mark (T), Colorado	1976-77, 79-81
Spears, Ron (DE), San Diego State	1983
Humphrey, Donnie (DE), Auburn	1984-86
Browner, Ross (DE/NT), Notre Dame	1987
Estep, Mike (G), Bowling Green	1987
Nelson, Bob (NT), Miami (Fla.)	1988-90
Ilkin, Tunch (T), Indiana State	1993
Stokes, Barry (G/T), Eastern Michigan	2000-01
Spriggs, Marcus (T), Houston	2003
Whitticker, William (G), Michigan State	2005
Pickett, Ryan (DT/NT/DE), Ohio State	2006-13
Walker, Josh (G), Middle Tennessee State	2015
Rush, Anthony (DL), Alabama-Birmingham	2020
Kelly, Dennis (T), Purdue	2021

80

*Frutig, Ed (E), Michigan	1945
*Rohrig, Herman (B), Nebraska	1946-47
Provo, Fred (B), Washington	1948
*Reid, Floyd (HB), Georgia	1950-51
*Elliott, Carlton (E), Georgia	1952, 54
Deschaine, Dick (P), No college	1955-57
Meilinger, Steve (E), Kentucky	1958, 60
Barnes, Gary (E), Clemson	1962
Long, Bob (WR), Wichita	1964-67
Pope, Buckley (WR), Catawba	1968
Clancy, Jack (WR), Michigan	1970
Smith, Barry (WR), Florida State	1973-75
Zimmerman, Don (WR), Northeast Louisiana	1976
Lofton, James (WR), Stanford	1978-86
Neal, Frankie (WR), Fort Hays State	1987
Didier, Clint (TE), Portland State	1988-89
Harris, Jackie (TE), Northeast Louisiana	1990-93
*Jordan, Charles (WR), Long Beach City	1994-95
Mayer, Derrick (WR), Notre Dame	1996-98
Driver, Donald (WR), Alcorn State	1999-2012
Perillo, Justin (TE), Maine	2014-16
Bennett, Martellus (TE), Texas A&M	2017
Graham, Jimmy (TE), Miami (Fla.)	2018-19
Melton, Bo (WR), Rutgers	2023

81

Berrang, Ed (E), Villanova	1952
Keane, Jim (E), Iowa	1952
Rush, Clive (E), Miami (Ohio)	1953
Knutson, Gene (DE), Michigan	1954, 56
*O'Donahue, Pat (DE), Wisconsin	1955
Massey, Carlton (DE), Texas	1957-58
Williams, A.D. (E), Pacific	1959
Folkins, Lee (DE), Washington	1961
Fleming, Marv (TE), Utah	1963-69
McGeorge, Rich (TE), Elon	1970-78
Lewis, Gary (TE), Texas-Arlington	1981-84
Ross, Dan (TE), Northeastern	1986
*Jay, Craig (TE), Mount Senario	1987
*Morris, Lee (WR), Oklahoma	1987
Kemp, Perry (WR), California (Pa.)	1988-91
*Harris, Corey (WR/CB/KR), Vanderbilt	1992
Collins, Shawn (WR), Northern Arizona	1993
*Morgan, Anthony (WR), Tennessee	1993-95
*Howard, Desmond (WR/KR), Michigan	1996
Davis, Tyrone (TE), Virginia	1997-2002
*Jackson, Chris (WR), Washington State	2003
Thurman, Andrae (WR), Southern Oregon	2004-05
Robinson, Koren (WR), North Carolina State	2006-07
Quarless, Andrew (TE), Penn State	2010-11, 13-15
Allison, Geronimo (WR), Illinois	2016-19
Deguara, Josiah (TE), Cincinnati	2020-23

82

Bell, Ed (G/T), Indiana	1947-49
Cloud, Jack (FB), William & Mary	1950-51
Temp, Jim (DE), Wisconsin	1957-60
Barrett, Jan (E), Fresno State	1963
*Aldridge, Lionel (DE), Utah State	1964-71
Tinker, Gerald (WR), Kent State	1975
Hartwig, Keith (WR), Arizona	1977
Coffman, Paul (TE), Kansas State	1978-85
Moffitt, Mike (WR), Fresno State	1986
Harden, Derrick (WR), Eastern New Mexico	1987
Paskett, Keith (WR), Western Kentucky	1987
Bolton, Scott (WR), Auburn	1988
Afholter, Erik (WR), Southern California	1991
Beach, Sanjay (WR), Colorado State	1992
*Johnson, Reggie (TE), Florida State	1994
Ingram, Mark (WR), Michigan State	1995
Beebe, Don (WR), Chadron State	1996-97
Manning, Brian (WR), Stanford	1998
*Howard, Desmond (WR/KR), Michigan	1999
*Jordan, Charles (WR), Long Beach City	1999
Lee, Charles (WR), Central Florida	2000-01
Steele, Ben (TE), Mesa State	2004-05
Wallace, Taco (WR), Kansas State	2005
Gardner, Rod (WR), Clemson	2005
Martin, Ruvell (WR), Saginaw Valley State	2006-08
Taylor, Ryan (TE), North Carolina	2011-14
*Rodgers, Richard (TE), California	2015-17
Moore, J' Mon (WR), Missouri	2018
*Shepherd, Darrius (WR), North Dakota State	2020
Moore, David (WR), East Central	2021

83

*Martinkovic, John (DE), Xavier	1952-56
Ford, Len (DE), Michigan	1958
Quinlan, Bill (DE), Michigan State	1959-62
Henry, Urban (DT), Georgia Tech	1963
Brown, Allen (TE), Mississippi	1966-67
*Vandersea, Phil (LB/DE), Massachusetts	1968-69
Williams, Clarence (DE), Prairie View A&M	1970-77
*Thompson, John (TE), Utah State	1979-81
Jefferson, John (WR), Arizona State	1981-84
Scott, Patrick (WR), Grambling State	1987-88
Bland, Carl (WR), Virginia Union	1989-90
Clayton, Mark (WR), Louisville	1993
*Wilner, Jeff (TE), Wesleyan (Conn.)	1994
Thomason, Jeff (TE), Oregon	1995-99
Wetnight, Ryan (TE), Stanford	2000
*Martin, David (TE), Tennessee	2001
Glenn, Terry (WR), Ohio State	2002
Chatman, Antonio (WR/KR), Cincinnati	2003-05
Francies, Chris (WR), Texas-El Paso	2006-07
Crabtree, Tom (TE), Miami (Ohio)	2010-12
Janis, Jeff (WR), Saginaw Valley State	2014-17
Valdes-Scantling, Marquez (WR), South Florida	2018-21
Toure, Samori (WR), Nebraska	2022-23

84

*Wells, Don (E), Georgia	1946
Knafelc, Gary (E), Colorado	1954-62
Dale, Carroll (WR), Virginia Tech	1965-72
Odum, Steve (WR/KR), Utah	1974-79
Nixon, Fred (WR), Oklahoma	1980-81
Taylor, Lenny (WR), Tennessee	1984
Franz, Nolan (WR), Tulane	1986
Smith, Wes (WR), East Texas State	1987
Sharpe, Sterling (WR), South Carolina	1988-94
*Morgan, Anthony (WR), Tennessee	1998-99
Rison, Andre (WR), Michigan State	1996
*Schroeder, Bill (WR), Wis.-La Crosse	1997-2001
Walker, Javon (WR), Florida State	2002-05
*Humphrey, Tony (TE), Central Michigan	2006, 08
Williams, D. J. (TE), Arkansas	2011-12
Abbrederis, Jared (WR), Wisconsin	2015-16
Kendricks, Lance (TE), Wisconsin	2017-18
Begelton, Reggie (WR), Lamar	2020
Davis, Tyler (TE), Georgia Tech	2021-22

85

Deeks, Don (T), Texas	1948
Ethridge, Joe (T), Southern Methodist	1949
*Rhodemyre, Jay (C/LB), Kentucky	1951
*Wimberly, Abner (E), Louisiana State	1952
McGee, Max (E), Tulane	1954, 57-67
Jennings, Jim (E), Missouri	1955
*Romine, Al (HB), Alabama	1955
Barnes, Emery (DE), Oregon	1956
Spilis, John (WR), Northern Illinois	1969-71
*Gordon, Dick (WR), Michigan State	1973
Staroba, Paul (WR), Michigan	1973
Payne, Ken (WR), Langston	1974-77
Boyd, Elmo (WR), Eastern Kentucky	1978
Kimball, Bobby (WR), Oklahoma	1979-80

Epps, Phillip (WR), TCU	1982-88
*Morris, Lee (WR), Oklahoma	1987
Query, Jeff (WR), Millikin	1989-91
Taylor, Kitrick (WR), Washington State	1992
Lewis, Ron (WR), Florida State	1992-94
*Mickens, Terry (WR), Florida A&M	1995-97
Bradford, Corey (WR), Jackson State	1998-2001
Bailey, Karsten (WR), Auburn	2002-03
Walls, Wesley (TE), Mississippi	2003
McHugh, Sean (TE), Penn State	2004
Murphy, Terrence (WR), Texas A&M	2005
Jennings, Greg (WR), Western Michigan	2006-12
Stoneburner, Jake (TE), Ohio State	2013
Tonyan, Robert (TE), Indiana State	2018-22
Kraft, Tucker (TE), South Dakota State	2023

86

Schroll, Charles (G), Louisiana State	1951
Howton, Billy (E), Rice	1952-58
Dowler, Boyd (WR), Colorado	1959-69
Hilton, John (TE), Richmond	1970
Lammons, Pete (TE), Texas	1972
Donohoe, Mike (TE), San Francisco	1973-74
Gaydos, Kent (WR), Florida State	1975
Green, Jessie (WR), Tulsa	1976
*West, Ed (TE), Auburn	1984-94
Summers, Don (TE), Boise State	1987
Freeman, Antonio (WR), Virginia Tech	1995-2001, 03
*Jackson, Chris (WR), Washington State	2002
Moses, J. J. (WR/KR), Iowa State	2002
Lee, Donald (TE), Mississippi State	2005-10
Bostick, Brandon (TE), Newberry	2013-14
Backman, Kennard (TE), Alabama-Birmingham	2015
Byrd, Emanuel (TE), Marshall	2017
Taylor, Malik (WR), Ferris State	2020-21

87

*Mann, Bob (E), Michigan	1952-54
Borden, Nate (DE), Indiana	1955-59
Davis, Willie (DE), Grambling	1960-69
Amsler, Marty (DE), Evansville	1970
Roche, Alden (DE), Southern Univ.	1971-76
*Tullis, Walter (WR), Delaware State	1979
Larson, Bill (TE), Colorado State	1980
*Thompson, John (TE), Utah State	1982
Stanley, Walter (WR), Mesa State	1985-88
Redick, Cornelius (WR), Cal State-Fullerton	1987
Weathers, Clarence (WR), Delaware State	1990-91
Brooks, Robert (WR), South Carolina	1992-98
Collins, Bobby (TE), North Alabama	2001
*Martin, David (TE), Tennessee	2002-06
Krause, Ryan (TE), Nebraska-Omaha	2007
Nelson, Jordy (WR), Kansas State	2008-14, 16-17
Sternberger, Jace (TE), Texas A&M	2019-20
Doubs, Romeo (WR), Nevada	2022-23

88

*Collins, Albin (HB), Louisiana State	1951
Hays, George (DE), St. Bonaventure	1953
White, Gene (DB), Georgia	1954
Kramer, Ron (TE), Michigan	1957, 59-64
Anderson, Bill (TE), Tennessee	1965-66
Capp, Dick (TE/LB), Boston College	1967
Jones, Ron (TE), Texas-El Paso	1969
Garrett, Len (TE), New Mexico Highlands	1971-73
Askson, Bert (TE), Texas Southern	1975-77
Cassidy, Ron (WR), Utah State	1979-81, 83-84
Dennard, Preston (WR), New Mexico	1985
McConkey, Phil (WR), Navy	1986
Bell, Albert (WR), Alabama	1988
Matthews, Aubrey (WR), Delta State	1988-89
Wilson, Charles (WR), Memphis State	1990-91
Ingram, Darryl (TE), California	1992-93
*Mickens, Terry (WR), Florida A&M	1994
Jackson, Keith (TE), Oklahoma	1995-96
*Johnson, Reggie (TE), Florida State	1997
Preston, Roell (WR/KR), Mississippi	1997-98
Arnold, Jahine (WR), Fresno State	1999
*Hall, Lamont (TE), Clemson	1999
Franks, Bubba (TE), Miami (Fla.)	2000-07
Finley, Jermichael (TE), Texas	2008-13
Montgomery, Ty (WR/RB), Stanford	2015-18
Baylis, Evan (TE), Oregon	2019
Winfree, Juwann (WR), Colorado	2020-22
Musgrave, Luke (TE), Oregon State	2023

89

Robinson, Dave (LB), Penn State	1963-72
Wade, Charlie (WR), Tennessee State	1975
Smith, Ollie (WR), Tennessee State	1976-77
Taylor, Willie (WR), Pittsburgh	1978
*Thompson, Andra (WR), East Texas State	1979-81
Childs, Henry (TE), Kansas State	1984
Lewis, Mark (TE), Texas A&M	1985-87

Fitzgerald, Kevin (TE), Wisconsin-Eau Claire	1987
Hackett, Joey (TE), Elon	1987-88
Spagnola, John (TE), Yale	1989
Harris, William (TE), Bishop	1990
Chmura, Mark (TE), Boston College	1993-99
Ferguson, Robert (WR), Texas A&M	2001-06
Jones, James (WR), San Jose State	2007-13, 15
*Rodgers, Richard (TE), California	2014
Cook, Jared (TE), South Carolina	2016
Clark, Michael (WR), Marshall	2017
Lewis, Mercedes (TE), UCLA	2018-22
Sims, Ben (TE), Baylor	2023

90

Manley, Leon (G), Oklahoma	1950-51
*Johnson, Ezra (DE), Morris Brown	1979-87
Hill, Nate (DE), Auburn	1988
Bennett, Tony (LB), Mississippi	1990-93
McMichael, Steve (DT), Texas	1994
Holland, Darius (DT/DE), Colorado	1995-97
Holliday, Vonnie (DE), North Carolina	1998-2002
Nwokorika, Chukie (DE), Purdue	2003
Cole, Colin (DT), Iowa	2004-08
Raji, B.J. (NT/DT), Boston College	2009-13, 15
Adams, Montravious (DL), Auburn	2017-20
Hefflin, Jack (DL), Iowa	2021
Reed, Jarran (DL), Alabama	2022
Van Ness, Lukas (LB), Iowa	2023

91

Skaugstad, Daryle (NT), California	1983
Noble, Brian (LB), Arizona State	1985-93
Clavelle, Shannon (DE), Colorado	1995-97
Brown, Jonathan (DE), Tennessee	1998
Thierry, John (DE), Alcorn State	2000-01
Johnson, Joe (DE), Louisville	2002-03
Truluck, R-Kal (DE), SUNY Cortland	2004
Harrell, Justin (DT/DE), Tennessee	2007-08, 10
Miller, Jordan (DT), Southern	2012
Elliott, Jayrone (LB), Toledo	2014-16
Dial, Quinton (DT), Alabama	2017
Smith, Preston (LB), Mississippi State	2019-23

92

Dimler, Rich (DT), Southern California	1980
Koart, Matt (DE), Southern California	1986
Thomas, Ben (DE), Auburn	1986
*Collier, Steve (T), Bethune-Cookman	1987
*Jurkovic, John (NT), Eastern Illinois	1991-92
White, Reggie (DE), Tennessee	1993-98

RETIRED FOR WHITE, 2005

93

*Moselle, Dom (B), Superior State	1951
Brown, Robert (LB/DE), Virginia Tech	1982-92
Wallace, Calvin (DE), West Virginia Tech	1987
*Brown, Gilbert (DT), Kansas	1994-99, 2001-03
*Jolly, Johnny (DT/DE), Texas A&M	2006
Bolston, Conrad (DT), Maryland	2007
Pettway, Kenny (DE), Grambling State	2008
Toribio, Anthony (NT), Carson-Newman	2009
Walden, Erik (LB), Middle Tennessee State	2010-12
Boyd, Josh (DE/DT), Mississippi State	2013-15
Gilbert, Reggie (LB), Arizona	2017-18
Goodson, B.J. (LB), Clemson	2019
Winn, Billy (DL), Boise State	2020
Slaton, T.J. (DL), Florida	2021-23

94

Martin, Charles (DE), Livingston	1984-87
Mataele, Stan (NT), Arizona	1987
*Brock, Matt (DE/DT), Oregon	1994
Kuberski, Bob (DT), Navy	1995-98
Barker, Roy (DE), North Carolina	1999
Gbaja-Biamila, Kabeer (DE), San Diego State	2000-08
Wynn, Jarius (DE), Georgia	2009-11
Merling, Phillip (DE), Clemson	2012
Lowry, Dean (DL), Northwestern	2016-22
Brooks, Karl (DL), Bowling Green	2023

95

Degrate, Tony (DE), Texas	1985
Sullivan, Carl (DE), San Jose State	1987
Paup, Bryce (LB), Northern Iowa	1990-94
*McKenzie, Keith (DE/LB), Ball State	1996-99
*Warren, Steve (DT), Nebraska	2000
Walker, Rod (DT), Troy State	2001-03
Muir, Daniel (DT), Kent State	2007
Green, Howard (DE/NT), Louisiana State	2010-11
Jones, Datone (DE/LB), UCLA	2013-16
Jean Francois, Ricky (DT), Louisiana State	2017

Lancaster, Tyler (DL), Northwestern	2018-21
Wyatt, Devonte (DL), Georgia	2022-23

96

Leiker, Tony (DE), Stanford	1987
Patterson, Shawn (DE), Arizona State	1988-91, 93
Jones, Sean (DE), Northeastern	1994-96
Williams, Gerald (DE), Auburn	1997
Booker, Vaughn (DE/DT), Cincinnati	1998-99
Bowens, David (DE), Western Illinois	2000
*Warren, Steve (DT), Nebraska	2002
Smith, Larry (DT/DE), Florida State	2003-04
*Montgomery, Michael (DE), Texas A&M	2005-09
Neal, Mike (DE/LB), Purdue	2010-15
*Price, Brian (DL), Texas San Antonio	2016
Wilkinson, Muhammad (DL), Temple	2018
Keke, Kingsley (DL), Texas A&M	2019-21
Wooden, Colby (DL), Auburn	2023

97

Harris, Tim (LB), Memphis State	1986-90
Miller, John (LB), Mississippi State	1987
Noonan, Danny (NT), Nebraska	1992
Merriwether, Mike (LB), Pacific	1993
Traylor, Keith (LB), Central Oklahoma	1993
LaBounty, Matt (DE), Oregon	1995
Frase, Paul (DE), Syracuse	1997
Hunt, Cletidus (DT/DE), Kentucky State	1999-2004
Allen, Kenderick (DT), Louisiana State	2006
*Jolly, Johnny (DT/DE), Texas A&M	2007-09, 13
So'oto, Vic (LB), Brigham Young	2011-12
Robinson, Luther (DT), Miami	2014
Clark, Kenny (DL), UCLA	2016-23

98

DeLuca, Tony (NT), Rhode Island	1984
*Auer, Todd (LB), Western Illinois	1987
Moore, Brent (DE), Southern California	1987
Tuaolo, Esera (NT/DE), Oregon State	1991-92
Oglesby, Alfred (NT), Houston	1992
Grant, David (DE), West Virginia	1993
Wilkins, Gabe (DE/DT), Gardner-Webb	1994-97
Lyon, Billy (DT/DE), Marshall	1998-2002
Peterson, Kenny (DT/DE), Ohio State	2003-05
Malone, Alfred (DT), Troy	2008
Wilson, C.J. (DE), East Carolina	2010-13
Guion, Letroy (DT), Florida State	2014-16
Odom, Chris (LB), Arkansas State	2017
Brown, Fadol (DL), Mississippi	2018-19
Harrison, Damon (DL), William Penn	2020
Anderson, Abdullah (DL), Bucknell	2021

99

Johnson, Charles (DT), Maryland	1979-80, 83
Dorsey, John (LB), Connecticut	1984-88
Davey, Don (DE/DT), Wisconsin	1991-94
Smith, Jermaine (DT), Georgia	1997-99
Robbins, Austin (DT), North Carolina	2000
Reynolds, Jamal (DE), Florida State	2001-03
Williams, Corey (DT/DE), Arkansas State	2004-07
Thompson, Jeremy (DE/LB), Wake Forest	2008-09
*Montgomery, Michael (DE), Texas A&M	2010
Worthy, Jerel (DE), Michigan State	2012-13
Gaston, Bruce (DT), Purdue	2015
Ringo, Christian (DT), Louisiana-Lafayette	2016
Looney, James (DL), California	2018

NOTE: There is no known documentation for numbers worn by **G Adolph Bieberstein** (1926), **B Eddie Kotal** (1925) or **B Jim Crowley** (1925). Players who ended their careers before 1925, when numbers first appeared in game programs, are not listed.

* — wore multiple numbers for Packers

1936

Feb. 8, 1936	<i>Drafted 7th</i>
1 RUSS LETLOW, G, San Francisco	7
2 J.W. WHEELER, T, Oklahoma	16
3 BERNIE SCHERER, E, Nebraska	25
4 THERON WARD, B, Idaho	34
5 DARRELL LESTER, C, TCU	43
6 BOB REYNOLDS, T, Stanford	52
7 WALLY FROMHART, B, Notre Dame	61
8 WALLY CRUICE, B, Northwestern	70
9 J.C. WETSEL, G, Southern Methodist	79



Russ Letlow
Univ. of San Francisco,
1936



Ed Jankowski
Univ. of Wisconsin,
1937

1937

Dec. 12, 1936	<i>Drafted 9th</i>
1 ED JANKOWSKI, B, Wisconsin	9
2 AVERELL DANIELL, T, Pittsburgh	19
3 CHARLES (BUD) WILKINSON, T, Minnesota	29
4 EARL SVENDSEN, C, Minnesota	39
5 DEWITT GIBSON, T, Northwestern	49
6 MERLE WENDT, E, Ohio State	59
7 MARV BALDWIN, T, TCU	69
8 LES CHAPMAN, T, Tulsa	79
9 GORDON DAHLGREN, G, Michigan State	89
10 DAVE GAVIN, T, Holy Cross	99

1938

Dec. 11, 1937	<i>Drafted 7th</i>
1 CECIL ISBELL, B, Purdue	7
3 MARTY SCHREYER, T, Purdue	22
5 CHUCK SWEENEY, E, Notre Dame	37
6 ANDY URAM, B, Minnesota	47
7 JOHN KOVATCH, E, Northwestern	57
8 PHIL RAGAZZO, T, Case Western Reserve	67
9 JOHN HOWELL, B, Nebraska	77
10 FRANK BARNHART, G, Northern Colorado	87
11 PETE TINSLEY, G, Georgia	97
12 TONY FALKENSTEIN, B, St. Mary's (Calif.)	107

1939

Dec. 9, 1938	<i>Drafted 9th</i>
1 LARRY BUHLER, B, Minnesota	9
3 CHARLEY BROCK, C, Nebraska	24
5 LYNN HOVLAND, G, Wisconsin	39
6 LARRY CRAIG, E, South Carolina	49
7 FRANCIS TWEDELL, T, Minnesota	59
8 PAUL KELL, T, Notre Dame	69
9 JOHN HALL, B, TCU	79
10 VINCE GAVRE, B, Wisconsin	89
11 CHARLEY SPRAGUE, E, Southern Methodist	99
12 (to Brooklyn Dodgers)	109
13 DAN ELMER, C, Minnesota	119
14 BILL BADGETT, T, Georgia	129
15 TOM GREENFIELD, C, Arizona	139
16 ROY BELLIN, B, Wisconsin	149
17 JOHN YERBY, E, Oregon	159
18 FRANK BALASZ, B, Iowa	169
19 JACK BRENNAN, G, Michigan	179
20 CHARLES SCHULTZ, T, Minnesota	189
21 WILLARD HOFER, B, Notre Dame	194
22 BILL GUNTHER, B, Santa Clara	199

1940

Dec. 9, 1939	<i>Drafted 9th</i>
1 HAL VAN EVERY, B, Minnesota	9
3 LOU BROCK, B, Purdue	24
5 ESCO SARKKINEN, E, Ohio State	39
6 DICK CASSIANO, B, Pittsburgh	49
7 MILLARD WHITE, T, Tulane	59

8 GEORGE SEEMAN, E, Nebraska	69
9 J.R. MANLEY, G, Oklahoma	79
10 JACK BROWN, B, Purdue	89
11 DON GURITZ, G, Northwestern	99
12 PHIL GASPAR, T, Southern California	109
13 AMBROSE SCHINDLER, B, Southern California	119
14 BILL KERR, E, Notre Dame	129
15 MEL BREWER, G, Illinois	139
16 RAY ANDRUS, B, Vanderbilt	149
17 ARCHIE KODROS, C, Michigan	159
18 JIM GILLETTE, B, Virginia	169
19 AL MATUZA, C, Georgetown	179
20 JIM REEDER, T, Illinois	189
21 VINCE EICHLER, B, Cornell	194
22 HENRY LUEBECKE, T, Iowa	199

1941

Dec. 10, 1940	<i>Drafted alternately 6th-7th</i>
1 GEORGE PASKVAN, B, Wisconsin	7
2 (did not draft)	
3 BOB PAFFRATH, B, Minnesota	21
4 (did not draft)	
5 ED FRUTIG, E, Michigan	37
6 HERMAN ROHRIG, B, Nebraska	46
7 BILL TELESMANIC, E, San Francisco	57
8 BILL KUUSISTO, G, Minnesota	66
9 TONY CANADEO, B, Gonzaga	77
10 MIKE BYELENE, B, Purdue	86
11 PAUL HIEMENZ, C, Northwestern	97
12 MIKE ENICH, T, Iowa	106
13 ED HEFFERNAN, B, St. Mary's (Calif.)	117
14 DEL LYMAN, T, UCLA	126
15 JOHNNY FRIEBERGER, E, Arkansas	137
16 ERNIE PANNELL, T, Texas A&M	146
17 BOB SAGGAU, B, Notre Dame	157
18 HELGE PUKEMA, G, Minnesota	166
19 BOB HAYES, E, Toledo	177
20 JIM STRAUSBAUGH, B, Ohio State	186
21 JOE BAILEY, C, Kentucky	192
22 BRUNO MALINOWSKI, B, Holy Cross	196

1942

Dec. 21-22, 1941	<i>Drafted 9th</i>
1 URBAN ODSON, T, Minnesota	9
3 RAY FRANKOWSKI, G, Washington	24
5 BILL GREEN, B, Iowa	39
6 JOE KRIVONAK, G, South Carolina	49
7 PRESTON JOHNSTON, B, Southern Methodist	59
8 JOE ROGERS, E, Michigan	69
9 NOAH LANGDALE, T, Alabama	79
10 GENE FLICK, C, Minnesota	89
11 TOM FARRIS, B, Wisconsin	99
12 JIMMY RICHARDSON, B, Marquette	109
13 BRUCE SMITH, B, Minnesota	119
14 BILL APPLEGATE, G, South Carolina	129
15 JIM TRIMBLE, T, Indiana	139
16 TOM KINKADE, B, Ohio State	149
17 FRED PRESTON, E, Nebraska	159
18 BOB INGALLS, C, Michigan	169
19 GEORGE BENSON, B, Northwestern	179
20 HORACE (DEACON) YOUNG, B, Southern Methodist	189
21 HENRY WORONICZ, E, Boston College	194
22 WOODY ADAMS, T, TCU	199

1943

April 8, 1943	<i>Drafted 8th</i>
1 DICK WILDUNG, T, Minnesota	2
3 IRV COMP, B, St. Benedict's	8
5 ROY MCKAY, B, Texas	38
6 NICK SUSOEFF, E, Washington State	48
7 KEN SNELLING, B, UCLA	58
8 LESTER GATEWOOD, C, Baylor	68
9 NORM VERRY, T, Southern California	78
10 SOLON BARNETT, G, Baylor	88
11 BOB FORTE, B, Arkansas	98
12 VAN DAVIS, E, Georgia	108
13 TOM BROCK, C, Notre Dame	118
14 RALPH TATE, B, Oklahoma State	128
15 DON CARLSON, T, Denver	138
16 MIKE WELCH, B, Minnesota	148
17 RON THOMAS, G, Southern California	158
18 JIM POWERS, T, St. Mary's (Calif.)	168
19 HAROLD PRESCOTT, E, Hardin-Simmons	178
20 EDDIE FORREST, C, Santa Clara	188

ALL-TIME PACKERS DRAFTS

COMMUNITY

ADMIN. & COACHES

VETERANS

DRAFT & FREE AGENTS

REVIEW

ALL-TIME DRAFTS

LAMBEAU FIELD

MISC.

1943 continued

21 LLOYD WASSERBACH, T, Wisconsin	198
22 MARK HOSKINS, B, Wisconsin	208
23 EARL BENNETT, G, Hardin-Simmons	218
24 GEORGE ZELICK, E, Oregon State	228
25 GENE BIERHAUS, E, Minnesota	238
26 GEORGE MAKRIS, G, Wisconsin	248
27 PETE SUSICK, B, Washington	258
28 BUD HASSE, E, Northwestern	268
29 DICK THORNALLY, T, Wisconsin	278
30 BOB RAY, B, Wisconsin	288
31 BRUNEL CHRISTENSEN, T, California	293
32 KEN ROSKIE, B, Southern California	298

1944

April 19, 1944	<i>Drafted 6th</i>
1 MERV PREGULMAN, G, Michigan	7
2 TOM KUZMA, B, Michigan	22
3 BILL MCPARTLAND, T, St. Mary's (Calif.)	38
4 MICKEY McCARDLE, B, Southern California	49
7 JACK TRACY, E, Washington	60
8 ALEX AGASE, G, Illinois	71
9 DON WHITMIRE, T, Alabama	82
10 BOB KOCH, B, Oregon	93
11 VIRGIL JOHNSON, E, Arkansas	104
12 ROY GIUSTI, B, St. Mary's (Calif.)	115
13 BILL BAUGHMAN, C, Alabama	126
14 DON GRIFFIN, B, Illinois	137
15 BERT GISSLER, E, Nebraska	148
16 LOU SHELTON, B, Oregon State	159
17 CHARLEY CUSICK, G, Colgate	170
18 HUGH COX, B, North Carolina	181
19 KERMIT DAVIS, E, Mississippi State	192
20 BOB JOHNSON, C, Purdue	203
21 JIM COX, T, Stanford	214
22 CLIFF ANDERSON, E, Minnesota	225
23 JOHN PERRY, B, Duke	236
24 PETE DeMARIA, G, Purdue	247
25 LEN LISS, T, Marquette	258
26 RAY JORDAN, B, North Carolina	269
27 AL GRUBAUGH, T, Nebraska	280
28 A.B. HOWARD, E, Mississippi State	291
29 PAUL PALDINO, G, Arkansas	302
30 BOB BUTCHOFSKY, B, Texas A&M	313
31 RUSS DEAL, G, Indiana	319
32 ABEL GONZALEZ, B, Southern Methodist	325

1945

April 6, 1945	<i>Drafted 11th</i>
1 WALT SCHLINKMAN, B, Texas Tech	11
3 CLYDE GOODNIGHT, E, Tulsa	27
5 JOE GRAHAM, E, Florida	43
6 DON WELLS, T, Georgia	54
7 CASEY STEPHENSON, B, Tennessee	65
8 TOBY COLLINS, T, Tulsa	76
9 LAMAR DINGLER, E, Arkansas	87
10 HAL HELSCHER, B, Louisiana State	98
11 RALPH HAMMOND, C, Pittsburgh	109
12 ED PODGORSKI, T, Lafayette	120
13 BILL HACKETT, G, Ohio State	131
14 MARY LINDSEY, B, Arkansas	142
15 BOB McCLURE, T, Nevada	153
16 HARRY PIEPER, C, California	164
17 BOB KULA, B, Minnesota	175
18 FRANK HAZARD, G, Nebraska	186
19 ED JEFFERS, T, Oklahoma State	197
20 BILL PRENTICE, B, Santa Clara	208
21 WARREN FULLER, E, Fordham	219
22 FRED NEILSEN, T, St. Mary's (Calif.)	230
23 BOB GILMORE, B, Washington	241
24 LLOYD BAXTER, C, Southern Methodist	252
25 NOLAN LUHN, E, Tulsa	263
26 NESTOR BLANCO, G, Colorado Mines	274
27 BILL CHESTNUT, B, Kansas	285
28 JIM THOMPSON, B, Washington State	296
29 JIM EVANS, E, Idaho	307
30 HAMILTON NICHOLS, G, Rice	318
31 PAUL PRIDAY, B, Ohio State	324
32 BILLY JOE ALDRIDGE, B, Oklahoma State	330

1946

Jan. 14, 1946	<i>Drafted 6th</i>
1 JOHNNY STRZYKALSKI, B, Marquette	6
3 BOB NUSSBAUMER, B, Michigan	21

5 ED CODY, B, Purdue	36
6 JOHN FERRARO, T, Southern California	46
7 ART RENNER, E, Michigan	56
8 BERT COLE, T, Oklahoma State	66
9 GRANT DARNELL, G, Texas A&M	76
10 JOE McAFEE, B, Holy Cross	86
11 STEVE CONROY, B, Holy Cross	96
12 BILLY HILDEBRAND, E, Mississippi State	106
13 TOM HAND, C, Iowa	116
14 GEORGE HILLS, G, Georgia Tech.	126
15 JIM HOUGH, B, Clemson	136
16 DEAN GAINES, T, Georgia Tech.	146
17 J.P. MILLER, G, Georgia	156
18 BOYD MORSE, E, Arizona	166
19 JOE BRADFORD, C, Southern California	176
20 BILL DeROSA, B, Boston College	186
21 RALPH GRANT, B, Bucknell	196
22 HOWARD BROWN, G, Indiana	206
23 ANDY KOSMAC, C, Louisiana State	216
24 MAURICE STACY, B, Washington	226
25 CHICK DAVIDSON, T, Cornell	236
26 JOHN NORTON, B, Washington	246
27 ED HOLTSINGER, B, Georgia Tech	256
28 JOE CAMPBELL, E, Holy Cross	266
29 FRANCIS SAUNDERS, T, Clemson	276
30 AL SPARLIS, G, UCLA	286
31 RALPH CLYMER, G, Purdue	291
32 JOERVIN HENDERSON, C, Missouri	296

1947

Dec. 16, 1946	<i>Drafted alternately 5th-7th-6th</i>
1 ERNIE CASE, B, UCLA	6
3 BURR BALDWIN, E, UCLA	20
5 PAUL (BUDDY) BURRIS, G, Oklahoma	31
6 GENE WILSON, E, Southern Methodist	40
7 DICK CONNERS, B, Northwestern	52
8 MONTE MONCRIEF, T, Texas A&M	62
9 BOB McDUGAL, B, Miami (Fla.)	72
10 BOB KELLY, B, Notre Dame	81
11 TOM MOULTON, C, Oklahoma State	92
12 GEORGE HILLS, G, Georgia Tech.	100
13 BOB SKOGLUND, E, Notre Dame	111
14 JACK MITCHELL, B, Oklahoma	122
15 DENVER CRAWFORD, T, Tennessee	130
16 JIM CALLANAN, E, Southern California	141
17 TED SCALISSI, B, Ripon	151
18 JIM GOODMAN, T, Indiana	160
19 DICK MILLER, G, Lawrence	172
20 BRAD ECKLUND, C, Oregon	181
21 BOB WEST, B, Colorado	190
22 MAURICE (TEX) REILLY, B, Colorado	202
23 RON SOCKOLOV, T, California	211
24 HERB ST. JOHN, G, Georgia	220
25 FRED REDEKER, B, Cincinnati	232
26 HERM LUBKER, E, Arkansas	241
27 BOB PALLADINO, B, Notre Dame	250
28 BAXTER JARRELL, T, North Carolina	262
29 RAY SELLERS, E, Georgia	271
30 JERRY CARLE, B, Northwestern	280
31 BILL HOGAN, B, Kansas	290
32 RALPH OLSEN, E, Utah	297

1948

Dec. 19, 1947	<i>Drafted 6th</i>
1 EARL (JUG) GIRARD, B, Wisconsin	7
3 ED SMITH, B, Texas Mines	19
5a DON RICHARD, T, Arkansas	27
(from Detroit Lions)	
5b WEYMAN SELLERS, E, Georgia	31
6 LARRY OLSONOSKI, G, Minnesota	41
7 JAY RHODEMYRE, C, Kentucky	51
8 BOB CUNZ, T, Illinois	61
9 (to New York Giants)	71
10 GEORGE WALMSLEY, B, Rice	81
11 BOB HODGES, T, Bradley	91
12 BOB RENNEBOHM, E, Wisconsin	101
13 PERRY MOSS, B, Illinois	111
14 FRED PROVO, B, Washington	121
15 LOU AGASE, T, Illinois	131
16 TRAVIS RAVEN, B, Texas	141
17 (to Washington Redskins)	151
18 KEN BALGE, E, Michigan State	161
19 CHARLEY TATOM, T, Texas	171

1948 continued

20 FLOYD THOMAS, C, Arkansas	181
21 HERB ST. JOHN, G, Georgia	191
22 DON ANDERSON, B, Rice	201
23 FRED KLING, B, Missouri	211
24 CLYDE BIGGERS, T, Catawba	221
25 STAN HEATH, B, Nevada	231
26 AUBREY ALLEN, T, Colorado	241
27 STAN GORSKI, E, Northwestern	251
28 DON SHARP, C, Tulsa	261
29 JOHN PANELLI, B, Notre Dame	271
30 CLARENCE McGEARY, T, North Dakota State	281
31 MIKE MILLS, E, Brigham Young	291
32 RALPH EARHART, B, Texas Tech	296

1949

Dec. 21, 1948 *Drafted 4th (Rounds 1-3);
Drafted alternately 3rd-2nd (4-25)*

1 STAN HEATH, B, Nevada	5
2 DAN DWORSKY, C, Michigan	15
3 LOUIS FERRY, T, Villanova	25
4 BOB SUMMERHAYS, B, Utah	34
5 GLENN LEWIS, B, Texas Tech	43
6 JOE ETHERIDGE, T, Southern Methodist	54
7 (to Los Angeles Rams)	63
8 DAN ORLICH, E, Nevada	74
9 EVERETTE FAUNCE, B, Minnesota	83
10 (to Los Angeles Rams through Detroit Lions)	94
11 HARRY LARCHE, T, Arkansas State	103
12 REBEL STEINER, E, Alabama	114
13 AL MASTRANGELI, C, Illinois	123
14 BOBBY WILLIAMS, C, Texas Tech	134
15 KEN COOPER, G, Vanderbilt	143
16 GENE REMENAR, T, West Virginia	154
17 PAUL DEVINE, B, Heidelberg	163
18 FLOYD LEWIS, G, Southern Methodist	174
19 BOBBY FOLSOM, E, Southern Methodist	183
20 LARRY GOONEY, B, Penn State	194
21 KENNETH KRANZ, B, Milwaukee Teachers	203
22 JOHN KORDICH, B, Southern California	214
23 BILL KELLEY, E, Texas Tech	223
24 JIMMY FORD, B, Tulsa	234
25 FRANK LAMBRIGHT, G, Arkansas	243

1950

Jan. 21-22, 1950 *Drafted 3rd*

1 CLAYTON TONNEMAKER, C, Minnesota	4
2 TOBIN ROTE, QB, Rice	17
3 GORDY SOLTAU, E, Minnesota	30
4 LARRY COUTRE, RB, Notre Dame	43
5 (to Pittsburgh Steelers)	56
6 JACK CLOUD, B, William & Mary	69
7 LEON MANLEY, T, Oklahoma	82
8 HARRY SZULBORSKI, B, Purdue	95
9 ROGER WILSON, E, South Carolina	108
10 BOB MEALEY, T, Minnesota	121
11 GENE LORENDO, E, Georgia	134
12 ANDY PAVICH, E, Denver	147
13 CARLTON ELLIOTT, E, Virginia	160
14 FRED LEON, T, Nevada	173
15 GENE HUEBNER, C, Baylor	186
16 FRANK KUZMA, B, Minnesota	199
17 HAL OTTERBACK, G, Wisconsin	212
18 ARNOLD GALIFFA, QB, Army	225
19 EARL ROWAN, T, Hardin-Simmons	238
20 JIM HOWE, B, Kentucky	251
21 GENE EVANS, B, Wisconsin	264
22 CHUCK BEATTY, C, Penn State	277
23 GEORGE MATTEY, G, Ohio State	290
24 DON DELPH, B, Dayton	303
25 FRANK WATERS, B, Michigan State	316
26 CLAUDE RADTKE, E, Lawrence	329
27 BILL OSBORNE, B, Nevada	342
28 HERM HERING, B, Rutgers	355
29 BEN ZARANKA, E, Kentucky	368
30 RAY MALLOUF, B, Southern Methodist	381
(chosen off of New York Bulldogs roster)	

1951

Jan. 18-19, 1951 *Drafted alternately 3rd-2nd-1st*

1 BOB GAIN, T, Kentucky	5
2 ALBIN COLLINS, HB, Louisiana State	16
3 FRED CONE, FB, Clemson	27
4 (to Cleveland Browns for Bill Boedeker)	41

5 WADE STINSON, HB, Kansas	52
6 SIDMUND HOLLOWENKO, T, John Carroll	63
7 BILL SUTHERLAND, E, St. Vincent	77
8 (to Cleveland Browns for Tom O'Malley)	88
9 DICK McWILLIAMS, T, Michigan	99
10 BOB NOPPINGER, E, Georgetown	114
11 GEORGE ROOKS, FB, Morgan State	125
12 CARL KREAGER, C, Michigan	136
13 ED STEPHENS, HB, Missouri	150
14 RAY BAUER, E, Montana	161
15 JOE ERNST, QB, Tulane	172
16 DICK AFFLIS, T, Nevada	186
17 RAY PELFREY, B, Eastern Kentucky	197
18 ED PETELA, FB, Boston College	208
19 JIM LIBER, HB, Xavier	222
20 DICK JOHNSON, T, Virginia	233
21 ART EDLING, E, Minnesota	244
22 ART FELKER, E, Marquette	258
23 TUBBA CHAMBERLAIN, T, Wisconsin-Eau Claire	269
24 DICK CHRISTIE, FB, Nebraska-Omaha	280
25 CHARLES MONTE, HB, Hillsdale	294
26 BILL MILLER, T, Ohio State	305
27 BOB BOSSONS, C, Georgia Tech	316
28 BILL AYRE, HB, Abilene Christian	330
29 RALPH FIELER, E, Miami (Fla.)	341
30 ED WITHERS, HB, Wisconsin	352

1952

Jan. 17, 1952 *Drafted alternately 3rd-2nd*

1 BABE PARILLI, QB, Kentucky	4
2 BILLY HOWTON, E, Rice	15
3 BOBBY DILLON, DB, Texas	28
4 (to Cleveland Browns)	39
5 DAVE HANNER, DT, Arkansas	52
6 TOM JOHNSON, T, Michigan	63
7 BILL REICHARDT, FB, Iowa	76
8 MEL BECKET, C, Indiana	87
9 DERAL TETEAK, G, Wisconsin	100
10a ART KLEINSCHMIDT, G, Tulane	111
10b BUD ROFFLER, HB, Washington State	116
(from Chicago Bears)	
11 BILLY BURKHALTER, HB, Rice	124
12 BILL WILSON, T, Texas	135
13 BILLY HAIR, HB, Clemson	148
14 JACK MORGAN, T, Michigan State	159
15 BOBBY JACK FLOYD, FB, TCU	172
16 JOHNNY COATTA, QB, Wisconsin	183
17 DON PETERSON, HB, Michigan	196
18 HOWARD TISDALE, T, Stephen F. Austin	207
19 JOHN PONT, HB, Miami (Ohio)	220
20 CHARLES BOERIO, C, Illinois	231
21 HERB ZIMMERMAN, G, TCU	244
22 KARL KLUCKHOHN, E, Colgate	255
23 FRANK KAPRAL, G, Michigan State	268
24 JOHN SCHEUTZNER, E, South Carolina	279
25 CHARLES LaPRADD, T, Florida	292
26 CHARLES STOKES, T, Tennessee	303
27 I.D. RUSSELL, B, Southern Methodist	316
28 BILL BARRETT, HB, Notre Dame	327
29 BILL STRATTON, B, Lewis	340
30 JACK FULKERSON, T, Southern Mississippi	351

1953

Jan. 22, 1953 *Drafted 6th*

1 AL CARMICHAEL, HB, Southern California	7
2 GIL REICH, HB, Kansas	19
3 BILL FORESTER, DT, Southern Methodist	31
4 GIB DAWSON, HB, Texas	43
5 ROGER ZATKOFF, T, Michigan	57
6 BOB KENNEDY, G, Wisconsin	67
7 JIM RINGO, C, Syracuse	79
8 LAUREN HARGROVE, HB, Georgia	91
9 FLOYD HARRAWOOD, T, Tulsa	103
10 VICTOR RIMKUS, G, Holy Cross	115
11 JOE JOHNSON, HB, Boston College	127
12 DICK CURRAN, HB, Arizona State	139
13 BOB ORDERS, C, West Virginia	151
14 CHARLES WRENN, T, TCU	163
15 GENE HELWIG, HB, Tulsa	175
16 JOHN HLAY, FB, Ohio State	187
17 BILL GEORGES, E, Texas	199
18 JIM PHILBEE, HB, Bradley	211
19 BILL LUCKY, T, Baylor	223

1953 continued

20 JOHN HARVILLE, HB, TCU	235
21 BOB CONWAY, HB, Alabama	247
22 BILL TURNBEAUGH, T, Auburn	259
23 BILL MURRAY, E, American International	271
24 JIM HASLAM, T, Tennessee	283
25 IKE JONES, E, UCLA	295
26 GEORGE BOZANIC, HB, Southern California	307
27 JAMES MCCONAUGHEY, E, Houston	319
28 ZACK JORDAN, HB, Colorado	331
29 HENRY O'BRIEN, G, Boston College	343
30 AL BARRY, G, Southern California	355

1954

Jan. 28, 1954	<i>Drafted 2nd</i>
1a ART HUNTER, T, Notre Dame	3
1b VERYL SWITZER, HB, Kansas State	4
(to San Francisco 49ers)	
2 BOB FLECK, T, Syracuse	15
3 GEORGE TIMBERLAKE, G, Southern California	27
(to Washington Redskins for Johnny Papit)	39
4 TOM ALLMAN, FB, West Virginia	40
(from Baltimore Colts)	
5 MAX MCGEE, E, Tulane	51
6 (to Detroit Lions for Gus Cifelli)	63
7 SAM MARSHALL, T, Florida A&M	75
8 JIMMIE WILLIAMS, T, Texas Tech	87
9 DAVE DAVIS, E, Georgia Tech	99
10 GENE KNUTSON, E, Michigan	111
11 KEN HALL, E, North Texas State	123
12 BILL OLIVER, HB, Alabama	135
13 MIKE TAKACS, G, Ohio State	147
14 DAVE JOHNSON, HB, Rice	159
15 (to San Francisco 49ers for Ben Aldridge)	171
16 DESMOND KOCH, HB, Southern California	183
17 J.D. ROBERTS, G, Oklahoma	195
18 EMERY BARNES, E, Oregon	207
19 KEN HALL, C, Springfield	219
20 LOWELL HERBERT, G, Pacific	231
21 ART LIEBSCHER, HB, Pacific	243
22 BILL BUFORD, T, Morgan State	255
23 CLINT SATHRUM, QB, St. Olaf	267
24 MARVIN TENNEFOSS, E, Stanford	279
25 JACK SMALLEY, T, Alabama	291
26 RALPH BAERL, T, Maryland	303
27 HOSEA SIMS, E, Marquette	315
28 EVAN SLONAC, FB, Michigan State	327
29 JERRY DUFEK, T, St. Norbert	339
30 TERRY CAMPBELL, QB, Washington State	351

1955

Jan. 27-28, 1955	<i>Drafted 4th</i>
1 TOM BETTIS, G/LB, Purdue	5
2 JIM TEMP, DE, Wisconsin	17
3 BUDDY LEAKE, HB, Oklahoma	29
(to Cleveland Browns for Jerry Helluin)	41
5 HANK BULLOUGH, G, Michigan State	53
6 NORM AMUNDSEN, G, Wisconsin	65
7 BOB CLEMENS, FB, Georgia	77
8 JOHN CROUCH, E, TCU	89
9 ED CULPEPPER, T, Alabama	101
10 GEORGE ROGERS, T, Auburn	113
11 RON CLARK, HB, Nebraska	125
12 ART WALKER, T, Michigan	137
13 ED ADAMS, FB, South Carolina	149
14 FRED BAER, HB, Michigan	161
15 GEORGE MACHOUKAS, C, Toledo	173
16 CHARLIE BRACKINS, QB, Prairie View	185
17 LYNN BEIGHTOL, QB, Maryland	197
18 DOYLE NIX, DB, Southern Methodist	209
19 ROBERT CARTER, T, Grambling State	221
20a CARL BOLT, HB, Southern Mississippi	233
20b BOB ANTKOWIAK, E, Bucknell	236
(from New York Giants for John Bauer)	
21 LAVELL ISBELL, T, Houston	245
22 BILL BRUNNER, FB, Arkansas Tech	257
23 ELTON SHAW, T, Louisiana State	269
24 CHARLES BRYANT, G, Nebraska	281
25 NATE BORDEN, E, Indiana	293
26 JIM JENNINGS, E, Missouri	305
27 BOB PERRINGER, E, Washington State	317
28 JACK SPEARS, T, Tennessee-Chattanooga	329
29 SAM PINO, FB, Boston University	341
30 BOB SAIA, FB, Tulane	352

1956

Nov. 28, 1955 (Rounds 1-3); Jan. 17, 1956 (4-30)	<i>Drafted 7th</i>
1 JACK LOSCH, HB, Miami (Fla.)	8
2 FORREST GREGG, T, Southern Methodist	20
(to Los Angeles Rams in Tom Dahms trade)	32
4 CECIL MORRIS, G, Oklahoma	44
5 BOB SKORONSKI, T, Indiana	56
6 BOB BURRIS, HB, Oklahoma	68
7 HANK GREMMINGER, E, Baylor	80
8 RUSS DENNIS, E, Maryland	92
9 GORDON DUVAL, FB, Southern California	104
10 BOB LAUGHERY, FB, Maryland	116
11 MIKE HUDOCK, C, Miami (Fla.)	128
12 MAX BURNETT, HB, Arizona	140
13 JAMES MENSE, C, Notre Dame	152
14 CHARLIE THOMAS, FB, Wisconsin	164
15 BUDDY ALLISTON, G, Mississippi	176
16 CURTIS LYNCH, T, Alabama	188
17 BART STARR, QB, Alabama	200
18 STAN INTIHAR, E, Cornell	212
19 KEN VAKEY, E, Texas Tech	224
20 CLYDE LETBETTER, G, Baylor	236
21 HAL O'BRIEN, FB, Southern Methodist	248
22 JOHN POPSON, HB, Furman	260
23 JESSE BIRCHFIELD, G, Duke	272
24 DON WILSON, C, Rice	284
25 FRANZ KOENEKE, E, Minnesota	296
26 DICK GOEHE, T, Mississippi	308
27 DICK KOLIAN, E, Wisconsin	320
28 BOB LANCE, QB, Florida	332
29 VESTER NEWCOMB, C, Southwest J.C.	344
30 ROD HERMES, QB, Beloit	355

1957

Nov. 26, 1956 (Rounds 1-4); Jan. 31, 1957 (5-30)	<i>Drafted alternately 3rd-5th-4th (Rounds 1-4); Drafted alternately 3rd-2nd (5-30)</i>
BONUS CHOICE: PAUL HORNUNG, HB, Notre Dame	1
1 RON KRAMER, E, Michigan	4
2 JOEL WELLS, HB, Clemson	18
3 DALTON TRUAX, T, Tulane	29
4 CARL VEREEN, T, Georgia Tech	41
5 (to Cleveland Browns for Don King)	52
6 (to Cleveland Browns for John Sandusky)	63
6 JACK NISBY, G, Pacific	70
(from Chicago Cardinals for Tom Dahms)	
7 FRANK GILLIAM, E, Iowa	76
8 GEORGE BELOTTI, C, Southern California	87
9 KEN WINEBURG, HB, TCU	100
10 GARY GUSTAFSON, G, Gustavus Adolphus	111
11 JIM ROSEBORO, HB, Ohio State	124
12a ED SULLIVAN, C, Notre Dame	135
12b GLENN BESTOR, B, Wisconsin	145
(from New York Giants for Jack Spinks)	
13 JIM MORSE, HB, Notre Dame	148
14 RUDY SCHOENDORF, T, Miami (Ohio)	159
15 PAT HINTON, G, Louisiana Tech	172
16 ED BUCKINGHAM, T, Minnesota	183
17 DON BOUDREAUX, T, Houston	196
18 CREDELL GRENH, HB, Washington	207
19 ERNIE DANJEAN, G, Auburn	220
20 PERCY OLIVER, G, Illinois	231
21 CHARLES MEHRER, T, Missouri	244
22 RON QUILLIAN, QB, Tulane	255
23 JOHN SYMANK, DB, Florida	268
24 CHARLES LEYENDECKER, T, Southern Methodist	279
25 JERRY JOHNSON, T, St. Norbert	292
26 BUDDY BASS, E, Duke	303
27 MARTIN BOOHER, T, Wisconsin	316
28 DAVE HERBOLD, G, Minnesota	327
29 HOWARD DARE, RB, Maryland	340

1958

Dec. 2, 1957 (Rounds 1-4); Jan. 28, 1958 (5-30)	<i>Drafted 2nd (Rounds 1-4); Drafted alternately 2nd-1st (5-30)</i>
1 DAN CURRIE, C, Michigan State	3
2 JIM TAYLOR, FB, Louisiana State	15
3a DICK CHRISTY, HB, North Carolina State	27
3b RAY NITSCHKE, B, Illinois	36
(from New York Giants for John Martinkovic)	
4 JERRY KRAMER, G, Idaho	39
5 JOE FRANCIS, QB, Oregon State	51
6 KEN GRAY, T, Howard Payne	62

1958 continued

7	DOUG MAINSON, QB, Hillsdale	75
8	MIKE BILL, C, Syracuse	86
9	NORM JAROCK, HB, St. Norbert	99
10	CARL JOHNSON, T, Illinois	110
11	HARRY HORTON, E, Wichita	123
12	WAYNE MILLER, E, Baylor	134
13	GENE COOK, E, Toledo	147
14	HARRY HAUFFE, T, South Dakota	158
15	TOM NEWELL, HB, Drake	171
16	ARLEY FINLEY, T, Georgia Tech	182
17	JOE REESE, E, Arkansas Tech	195
18	CHARLES STRID, G, Syracuse	206
19	(to Chicago Bears for Lee Hermesen)	219
20	JOHN DUBOSE, HB, Trinity (Texas)	230
21	JERRY KERSHNER, T, Oregon	243
22	DICK MAGGARD, HB, College of Idaho	254
23	JACK ASHTON, G, South Carolina	267
24	JOHN JERECK, T, Detroit	278
25	LARRY PLENTY, HB, Boston College	291
26	ESKER HARRIS, G, UCLA	302
27	NEIL HABIG, C, Purdue	315
28	DAVE CROWELL, G, Washington State	326
29	ROBERT HAYNES, T, Sam Houston State	339
30	JOHN PETERS, T, Houston	350

1959

Dec. 1, 1958 (Rounds 1-4); Jan. 21, 1959 (5-30)	<i>Drafted 1st</i>	
1	RANDY DUNCAN, QB, Iowa	1
2	ALEX HAWKINS, HB, South Carolina	13
3	BOYD DOWLER, E, Colorado	25
4	(to Cleveland Browns for Len Ford)	37
5	(to Washington Redskins for J.D. Kimmel)	49
5	ANDY CVERCKO, G, Northwestern	55
	(from Pittsburgh Steelers for Dick Christy)	
6	WILLIE TAYLOR, C, Florida A&M	61
7a	BOBBY JACKSON, HB, Alabama	73
7b	GARY RAID, T, Willamette	83
	(from New York Giants for Al Berry)	
8a	BUDDY MAYFIELD, E, South Carolina	85
8b	BOB LARABA, HB, Texas-El Paso	95
	(from Cleveland Browns for Dick Deschaine)	
9	GEORGE DIXON, HB, Bridgeport	97
10	SAM TUCCIO, G/T, Southern Mississippi	109
11	BOB WEBB, QB, St. Ambrose	121
12	LARRY HALL, G, Missouri Valley	133
13	JIM HURD, FB, Albion	145
14	KEN KERR, G, Arizona State	157
15	DICK TETEAK, G, Wisconsin	169
16	DAN EDGINGTON, E, Florida	181
17	TOM SECULES, HB, William & Mary	193
18	DICK NEARENTS, T, Eastern Washington	205
19	BILL BUTLER, HB, Tennessee-Chattanooga	217
20	CHUCK SAMPLE, FB, Arkansas	229
21	DAVE SMITH, FB, Ripon	241
22	CHARLES ANDERSON, E, Drake	253
23	ORVILLE LAWVER, T, Lewis & Clark	265
24	JOE HERGERT, C, Florida	277
25	LEROY HARDEE, HB, Florida A&M	289

Ray Nitschke
University of Illinois, 1958



Jim Taylor
Louisiana State, 1958



Herb Adderley
Michigan State, 1961

26	KEN HIGGINBOTHAM, E, Trinity (Texas)	301
27	TIM BROWN, HB, Ball State	313
28	JERRY EPPS, G, West Texas State	325
29	JOHN FLARA, HB, Pittsburgh	337
30	DICK EMERICH, T, West Chester	349

1960

Nov. 30, 1959	<i>Drafted 5th</i>	
1	TOM MOORE, HB, Vanderbilt	5
2	BOB JETER, HB, Iowa	17
3	(to Chicago Cardinals for Lamar McHan)	29
4	(to Cleveland Browns for Henry Jordan)	41
5	DALE HACKBART, DB, Wisconsin	51
	(from Detroit Lions for Ollie Spencer)	
5	(to Cleveland Browns for Bob Freeman)	53
6	MIKE WRIGHT, T, Minnesota	65
7	KIRK PHARES, G, South Carolina	77
8	DON HITT, C, Oklahoma State	89
9	FRANK BRIMIUS, T, Minnesota	101
10	(to Chicago Cardinals for Ken Beck)	113
11	RON RAY, T, Howard Payne	125
12	HARRY BALL, T, Boston College	137
13	PAUL WINSLOW, HB, North Carolina Central	149
14	JON GILLIAM, C, East Texas State	161
15	GARNEY HENLEY, HB, Huron	173
16	JOHN LITTLEJOHN, HB, Kansas State	185
17	JOE GOMES, HB, South Carolina	197
18	ROYCE WHITTINGTON, T, Southwestern Louisiana	209
19	RICH BROOKS, E, Purdue	221
20	GILMER LEWIS, T, Oklahoma	233

1961

Dec. 27-28, 1960	<i>Drafted 12th</i>	
1	HERB ADDERLEY, DB, Michigan State	12
2	RON KOSTELNIK, T, Cincinnati	26
3	PHIL NUGENT, QB, Tulane	40
4a	PAUL DUDLEY, HB, Arkansas	54
4b	JOE LESAGE, G, Tulane	56
	(from Philadelphia Eagles for Bob Freeman)	
5	JACK NOVAK, G, Miami (Fla.)	68
6	LEE FOLKINS, DE, Washington	82
7	LEWIS JOHNSON, HB, Florida A&M	96
8	(to Cleveland Browns for Bob Jarus)	110
9	VESTER FLANAGAN, T, Humboldt State	124
10a	ROGER HAGBERG, FB, Minnesota	128
	(from Dallas Cowboys for Fred Cone)	
10b	BUCK McLEOD, T, Baylor	138
11	VAL KECKIN, QB, Southern Mississippi	152
12	JOHN DENVIR, T, Colorado	166
13	ELIJAH PITTS, HB, Philander Smith	180
14	NELSON TOBUREN, LB, Wichita	194
15	RAY LARDANI, T, Miami (Fla.)	208
16	CLARENCE MASON, E, Bowling Green	222
17	JIM BREWINGTON, T, North Carolina Central	236
18	ARTHUR SIMS, B, Texas A&M	250
19	LELAND BONDHUS, T, South Dakota State	264
20	RAY RATKOWSKI, HB, Notre Dame	278

1962

Dec. 4, 1961	<i>Drafted 14th</i>	
1	EARL GROS, FB, Louisiana State	14
2	ED BLAINE, G, Missouri	28
3	GARY BARNES, E, Clemson	41
	(from New York Giants for Joel Wells)	
3	(to Cleveland Browns for John Roach)	42
4	RON GASSERT, DT, Virginia	56
5a	CHUCK MORRIS, HB, Mississippi	65
	(from Baltimore Colts for Lamar McHan)	



Herb Adderley
Michigan State, 1961

1962 continued

5b	JON SCHOPF, G, Michigan	70
6a	JOHN SUTRO, T, San Jose State (from Washington Redskins for Dale Hackbart)	79
6b	OSCAR DONAHUE, E, San Jose State	84
7	GARY CUTSINGER, T, Oklahoma State	98
8	JAMES TULLIS, HB, Florida A&M	112
9	PETE SCHENCK, DB, Washington State	126
10	GALE WEIDNER, QB, Colorado	140
11	JIM THRUSH, T, Xavier	154
12a	JOE THORNE, HB, South Dakota State (from Dallas Cowboys for Steve Meilinger)	158
12b	TOM PENNINGTON, K, Georgia	168
13	TOM KEPNER, T, Villanova	182
14	ERNEST GREEN, HB, Louisville	196
15	ROGER HOLDINSKY, HB, West Virginia	210
16	JAMES FELD, DB, Louisiana State	224
17	BUCK BUCHANAN, T, Grambling State	238
18	BOB JOINER, QB, Presbyterian	252
19	JERRY SCATTINI, DB, California	266
20	MIKE SNOODGRASS, C, Western Michigan	280

1963

Dec. 3, 1962		Drafted 14th
1	DAVE ROBINSON, DE, Penn State	14
2	TOM BROWN, DB, Maryland	28
3a	DENNIS CLARIDGE, QB, Nebraska (from Pittsburgh Steelers for Tom Bettis)	39
3b	TONY LISCIO, T, Tulsa	42
4a	LIONEL ALDRIDGE, G, Utah State (from New York Giants for Paul Dudley)	54
4b	CARLTON SIMONS, C, Stanford	56
5a	JACK CVERCKO, G, Northwestern (from Washington Redskins for Ben Davidson)	63
5b	DAN GRIMM, T, Colorado	70
6a	JOHN SIMMONS, E, Tulsa (from Dallas Cowboys for John Sutro)	76
6b	JAN BARRETT, E, Fresno State	84
7a	GARY KRONER, HB, Wisconsin (from Cleveland Browns for Ernie Green)	93
7b	OLIN HILL, T, Furman (from Pittsburgh Steelers)	95
7c	TURNLEY TODD, LB, Virginia	98
8a	KEITH KINDERMAN, HB, Florida State (from Dallas Cowboys for Lee Folkins)	104
8b	LOUIS RETTINO, FB, Villanova	112
9	BILL FREEMAN, T, Southern Mississippi	126
10	EARL MCQUISTON, G, Iowa	140
11	MARV FLEMING, E, Utah	154
12	DARYLE LAMONICA, QB, Notre Dame	168
13	BILL KELLUM, T, Tulane	182
14	ED HOLLER, LB, South Carolina	196
15	GENE BREEN, LB, Virginia Tech	210
16	COOLIDGE HUNT, FB, Texas Tech	224
17	THURMAN WALKER, E, Illinois	238
18	LUIS HERNANDEZ, G, Texas-El Paso	252
19	HERMAN HAMP, HB, Fresno State	266
20	BOBBY BREZINA, HB, Houston	280

1964

Dec. 2, 1963		Drafted 13th
1	LLOYD VOSS, T, Nebraska	13
2	JON MORRIS, C, Holy Cross	27
3a	ODE BURRELL, HB, Mississippi State (from Baltimore Colts)	36
3b	JOE O'DONNELL, G, Michigan (from New York Giants in Bill Quinlan/John Symank trade)	40
3c	TOMMY CRUTCHER, LB/FB, TCU	41
4a	BOB LONG, WR, Wichita (from Philadelphia Eagles for Ed Blaine)	44
4b	PAUL COSTA, B, Notre Dame	55
4c	DUKE CARLISLE, HB, Texas (from Dallas Cowboys for Gary Barnes)	60
5b	STEVE WRIGHT, T, Alabama	69
6	(to Dallas Cowboys for Jerry Norton)	83
7	DICK HERZING, T, Drake	97
8	KEN BOWMAN, C, Wisconsin	111
9	JOHN McDOWELL, T, St. John's (Minn.)	125
10	ALLEN JACOBS, HB, Utah	139
11	JACK PETERSEN, T, Nebraska-Omaha	153
12	DWAIN BEAN, HB, North Texas State	167
13	JACK MAURO, T, Northern Michigan	181
14	TOM O'GRADY, WR, Northwestern	195

15	ALEX ZENKO, T, Kent State	209
16	ANDREW IRELAND, HB, Utah	223
17	LEONARD ST. JEAN, E, Northern Michigan	237
18	MIKE HICKS, G, Marshall	251
19	JOHN BAKER, E, Virginia Union	265
20	BILL CURRY, C, Georgia Tech	279

1965

Nov. 28, 1964		Drafted 10th
1a	DONNY ANDERSON, HB, Texas Tech (from Phila., in Jim Ringo/Earl Gros/Lee Roy Caffey trade)	7
1b	LAWRENCE ELKINS, WR, Baylor	10
2	ALPHONSE DOTSON, T, Grambling State	24
3	ALLEN BROWN, E, Mississippi	38
4	WALLY MAHLE, HB, Syracuse	52
5a	JAMES HARVEY, T, Mississippi (from Pittsburgh Steelers)	59
5b	DOUG GOODWIN, FB, Maryland State	66
6a	RICK KOEPER, T, Oregon State (from Pittsburgh Steelers)	74
6b	BILL SYMONS, HB, Colorado	80
7a	JERRY ROBERTS, B, Baldwin-Wallace (from New York Giants for Turnley Todd)	85
7b	ROGER JACOBBAZZI, T, Wisconsin (from San Francisco 49ers)	86
7c	JUNIOR COFFEY, HB, Washington	94
8	MIKE SHINN, E, Kansas	108
9	LARRY BULAICH, HB, TCU	122
10	RICH MARSHALL, T, Stephen F. Austin	136
11	JIM WEATHERWAX, T, Cal State-Los Angeles	150
12	GENE JETER, HB, Arkansas-Pine Bluff	164
13	ROY SCHMIDT, G, Long Beach State	178
14	JOHN PUTNAM, FB, Drake	192
15	CHUCK HURSTON, T, Auburn	206
16	PHIL VANDERSEA, FB, Massachusetts	220
17	STEVE CLARK, K, Oregon State	234
18	JEFF WHITE, E, Texas Tech	248
19	LEN SEARS, T, South Carolina	262
20	JAMES CHANDLER, HB, Benedictine	276

1966

Nov. 27, 1965		Drafted alternately 13th-14th
1a	JIM GRABOWSKI, FB, Illinois (from Detroit Lions for Ron Kramer)	9
1b	GALE GILLINGHAM, T, Minnesota	13
2	TOM CICHOWSKI, T, Maryland	30
3a	FRED HERON, T, San Jose State	45
3b	TONY JETER, E, Nebraska (from Cleveland Browns)	46
4	JOHN RODERICK, E, Southern Methodist	62
5	(to Los Angeles Rams)	77
6	(to Washington Redskins for Bill Anderson)	94
7	RAY MILLER, DE, Idaho	108
8	KEN McLEAN, E, Texas A&M	124
9	RON RECTOR, HB, Northwestern	138
10	SAM MONTGOMERY, HB, Southern Univ.	154
11	RALPH WENZEL, G, San Diego State	168
12	JIM MANKINS, FB, Florida State	184
13	ED KING, LB, Southern California	198
14	RON HANSON, E, North Dakota State	214
15	GRADY BOLTON, T, Mississippi State	228
16	ROBERT SCHULTZ, DE, Wisconsin-Stevens Point	244
17	DAVE HATHCOCK, DB, Memphis State	258
18	JIM JONES, DE, Nebraska-Omaha	274
19	DAVE MOTON, TE, Southern California	288
20	ED MARAS, E, South Dakota State	304

1967

March 14, 1967		Drafted 25th
1a	BOB HYLAND, C/G, Boston College (from Pittsburgh in Tony Jeter/Lloyd Voss trade)	9
1b	DON HORN, QB, San Diego State	25
2a	DAVE DUNAWAY, WR, Duke (from Los Angeles Rams for Tom Moore)	41
2b	JIM FLANIGAN, LB, Pittsburgh	51
3	JOHN ROWSER, DB, Michigan	78
4	TRAVIS WILLIAMS, RB, Arizona State (from Washington Redskins for Ron Rector)	93
4	(to St. Louis Cardinals for third-round pick in 1968)	105
5a	DWIGHT HODD, DT, Baylor (from Pittsburgh Steelers for Ron Smith)	116
5b	DICK TATE, DB, Utah (from Dallas Cowboys for Hank Gremminger)	130

1967 continued

5c JAY BACHMAN, C, Cincinnati 132
 6 STEW WILLIAMS, FB, Bowling Green 158
 7a BOB ZIOLKOWSKI, T, Iowa 161
 (from New York Giants for Allen Jacobs)
 7b BILL POWELL, G/LB, Missouri 184
 8 CLARENCE MILES, DT, Trinity (Texas) 210
 9 HARLAND REED, TE, Mississippi State 236
 10 BILL SHEAR, K, Cortland State 262
 11 DAVE BENNETT, QB, Springfield 287
 12 MIKE BASS, DB, Michigan 314
 13 KEITH BROWN, WR, Central Missouri State 340
 14 **CLAUDIS JAMES, HB, Jackson State** 366
 15 JAMES SCHNEIDER, DT, Colgate 392
 16 FRED CASSIDY, HB, Miami (Fla.) 418
 17 JEFF ELIAS, TE, Kansas 444

1968

Jan. 30-31, 1968 *Drafted 26th*
 1a **FRED CARR, LB, Texas-El Paso** 5
 (from New Orleans Saints for Jim Taylor)
 1b **BILL LUECK, G, Arizona** 26
 2 (to Los Angeles Rams in Ben Wilson trade) 53
 3a **BILL STEVENS, QB, Texas-El Paso** 67
 (from St. Louis Cardinals for Fred Heron)
 3b **DICK HIMES, T, Ohio State** 81
 4a BRENDAN MCCARTHY, FB, Boston College 92
 (from Pittsburgh Steelers for Dick Arndt)
 4b JOHN ROBINSON, WR, Tennessee State 108
 5a STEVE DUICH, T, San Diego State 121
 (from Pittsburgh Steelers for Kent Nix)
 5b **FRANCIS WINKLER, DE, Memphis State** 137
 6 WALTER CHADWICK, HB, Tennessee 164
 7 ANDY BEATH, DB, Duke 191
 8 TOM OWENS, G, Missouri-Rolla 218
 9 BOB APISA, FB, Michigan State 245
 10a RICHARD CASH, T, Northeast Missouri State 260
 (from New York Giants for Dave Hathcock)
 10b RON WORTHEN, C, Arkansas State 272
 11 **GORDON RULE, DB, Dartmouth** 299
 12 DENNIS PORTER, DT, Northern Michigan 325
 13 FRANK GEISELMAN, WR, Rhode Island 353
 14 JOHN FARLER, WR, Colorado 380
 15 RIDLEY GIBSON, DB, Baylor 407
 16 AL GROVES, DT, St. Norbert 434
 17 KEN ROTA, HB, North Dakota State 461

1969

Jan. 28-29, 1969 *Drafted 12th*
 1 **RICH MOORE, DT, Villanova** 12
 2 **DAVE BRADLEY, T, Penn State** 38
 3 **JOHN SPILIS, WR, Northern Illinois** 64
 4 **PERRY WILLIAMS, FB, Purdue** 90
 5 **BILL HAYHOE, T, Southern California** 116
 6a **RON JONES, TE, Texas-El Paso** 134
 (from Pittsburgh Steelers in Dick Capp trade)
 6b KEN VINYARD, K, Texas Tech 142
 7 LARRY AGAJANIAN, DT, UCLA 168
 8 DOUG GOSNELL, DT, Utah State 194
 9 **DAVE HAMPTON, RB, Wyoming** 220
 10 BRUCE NELSON, T, North Dakota State 246
 11 **LEON HARDEN, DB, Texas-El Paso** 272
 12 TOM BUCKMAN, TE, Texas A&M 298
 13 CRAIG KOINZAN, LB, Doane 324
 14 RICH VOLTZKE, HB, Minnesota 350
 15 DAN ECKSTEIN, S, Presbyterian 376
 16 DICK HEWINS, WR, Drake 402
 17 JOHN MACK, RB, Central Missouri State 428

1970

Jan. 27-28, 1970 *Drafted alternately 16th-15th*
 1a **MIKE McCOY, DT, Notre Dame** 2
 (from Chicago Bears in Elijah Pitts/
 Lee Roy Caffey/Bob Hyland trade)
 1b **RICH McGEORGE, TE, Eion** 16
 2 **AL MATTHEWS, CB, Texas A&I** 41
 3 **JIM CARTER, LB, Minnesota** 68
 4a **KEN ELLIS, WR, Southern Univ.** 93
 4b SKIP BUTLER, K, Texas-Arlington 96
 (from Baltimore Colts for Ron Kostelnik)
 5 CECIL PRYOR, DE, Michigan 120
 6 **ERVIN HUNT, DB, Fresno State** 145
 7 **CLEO WALKER, C, Louisville** 172
 8 TIM MJOS, RB, North Dakota State 197

9 BOB REINHARD, G, Stanford 224
 10a RUSS MELBY, DT, Weber State 248
 10b **FRANK PATRICK, TE, Nebraska** 251
 (from Washington Redskins for Leo Carroll)
 11 DAN HOOK, LB, Humboldt State 276
 12 FRANK FOREMAN, WR, Michigan State 300
 13 DAVE SMITH, RB, Utah 328
 14 BOB LINTS, G, Eastern Michigan 353
 15 MIKE CARTER, WR, Sacramento State 380
 16 JIM HEACOCK, S, Muskingum 405
 17 **LARRY KRAUSE, RB, St. Norbert** 432

1971

Jan. 28-29, 1971 *Drafted alternately 12th-11th-10th*
 1 **JOHN BROCKINGTON, RB, Ohio State** 9
 (from Denver Broncos in draft-day trade)
 1 (to Denver Broncos, along with Don Horn, in
 draft-day trade)
 2 (to San Francisco 49ers for Kevin Hardy) 37
 2 VIRGIL ROBINSON, RB, Grambling State 46
 (from Los Angeles Rams in Travis Williams trade)
 3 **CHARLIE HALL, CB, Pittsburgh** 62
 4 (to Los Angeles Rams in Travis Williams trade) 90
 5 (to San Diego Chargers for Jacques MacKinnon) 115
 5a **DONNELL SMITH, DE, Southern Univ.** 116
 (from Washington Redskins for Tom Brown)
 5b JIM STILLWAGON, LB, Ohio State 124
 (from L.A. Rams through Washington Redskins)
 6 **SCOTT HUNTER, QB, Alabama** 140
 7a **DAVE DAVIS, WR, Tennessee A&I** 168
 7b JAMES JOHNSON, WR, Bishop 175
 (from Oakland Raiders)
 8 WIN HEADLEY, C, Wake Forest 193
 9 BARRY MAYER, RB, Minnesota 218
 10 **KEVIN HUNT, T, Doane** 246
 11 JOHN LANIER, RB/TE, Parsons 271
 12 GREG HENDREN, G/C, California 296
 13 JACK MARTIN, RB, Angelo State 324
 14 LeROY SPEARS, DE, Moorhead State 348
 15 **LEN GARRETT, TE, New Mexico Highlands** 374
 16 JACK O'DONNELL, G, Central (Okla.) State 402
 17 MONTY JOHNSON, S, Oklahoma 427

1972

Feb. 1-2, 1972 *Drafted alternately 7th-8th*
 1a **WILLIE BUCHANON, CB, San Diego State** 7
 1b **JERRY TAGGE, QB, Nebraska** 11
 (from San Diego Chargers in Kevin Hardy trade)
 2 **CHESTER MARCOL, K, Hillsdale** 34
 3 (to Minnesota Vikings for Zeke Bratkowski) 59
 4 ERIC PATTON, LB, Notre Dame 86
 5 (to New Orleans Saints for Wimp Winther) 111
 6a NATE ROSS, CB, Bethune-Cookman 138
 6b **DAVE PUREFORY, LB, Eastern Michigan** 142
 (from Chicago Bears for Bob Jeter)
 6c **BOB HUDSON, RB, Northeastern (Okla.) St.** 147
 (from Los Angeles Rams in Travis Williams trade)
 7 BILL BUSHONG, DT, Kentucky 163
 8 **LELAND GLASS, WR, Oregon** 190
 9 (to Baltimore Colts for Jim DeLisle) 215
 10 **KEITH WORTMAN, G, Nebraska** 242
 11 DAVE BAILEY, WR, Alabama 266
 12 MIKE RICH, RB, Florida 294
 13 JESSE LAKES, RB, Central Michigan 319
 14 **LARRY HEFNER, LB, Clemson** 346
 15 RICH THONE, WR, Arkansas Tech 371
 16 CHARLES BURRELL, DT, Arkansas AM&N 398
 17 (to San Diego Chargers for Cal Withrow) 423

1973

Jan. 30-31, 1973 *Drafted alternately 21st-20th-22nd*
 1 **BARRY SMITH, WR, Florida State** 21
 2 (to Dallas Cowboys for Ike Thomas & Ron Widby) 46
 3 **TOM MacLEOD, LB, Minnesota** 74
 4 (to Los Angeles Rams in Tommy Crutcher trade) 99
 5 (to Oakland Raiders in Carleton Oats trade) 124
 6 **TOM TONER, LB, Idaho State** 152
 7 JOHN MULLER, G/T, Iowa 177
 8 **HISE AUSTIN, DB/WR, Prairie View** 202
 9 RICK BROWN, LB, South Carolina 230
 10 LARRY ALLEN, S/LB, Illinois 255
 11 PHIL ENGLE, G, South Dakota State 280
 12 **LARRY McCARREN, C, Illinois** 308
 13 TIM ALDERSON, S, Minnesota 333

1973 continued

14	JIM ANDERSON, DT, Northwestern	358
15	REGGIE ECHOLS, WR, UCLA	386
16	KEITH PRETTY, TE, Western Michigan	411
17	HAROLD SAMPSON, DT, Southern Univ.	436

1974

Jan. 29-30, 1974		<i>Drafted 12th</i>
1	BARTY SMITH, RB, Richmond	12
2	(to Miami Dolphins in Jim Del Gaizo trade)	38
3	(to San Diego Chargers in Jim Hill trade)	54
4	(to San Francisco 49ers in Al Randolph trade)	90
5	STEVE ODOM, WR/KR, Utah	116
6a	DON WOODS, RB, New Mexico	134
	(from Chicago Bears for Zeke Bratkowski)	
6b	KEN PAYNE, WR, Langston	142
7	BART PURVIS, T, Maryland	168
8a	MONTE DORIS, LB, Southern California	194
8b	NED GUILLET, S, Boston College	200
	(from Atlanta Falcons through New Orleans Saints)	
9	HAROLD HOLTON, G, Texas-El Paso	220
10	DOUG TROZAK, DT, Michigan	246
11	ERIC TORKELSON, RB, Connecticut	272
12	RANDY WALKER, P, Northwestern (La.) State	298
13	EMANUEL ARMSTRONG, LB, San Jose State	324
14	RANDY NELOMS, DT, Kentucky State	350
15	DAVE WANNSTEDT, T, Pittsburgh	376
16	MARK COONEY, LB, Colorado	402
17	HAROLD WOODFIELD, WR, Portland State	428

1975

Jan. 28-29, 1975		<i>Drafted alternately 9th-10th</i>
1	(to Los Angeles Rams in John Hadl trade)	9
2	(from Baltimore Colts in Tom McLeod trade, later sent to Los Angeles Rams in John Hadl trade)	28
2	(to Miami Dolphins in Jim Del Gaizo trade)	36
2	BILL BAIN, G, Southern California	47
	(from Washington Redskins in Dave Robinson trade)	
3	WILLARD HARRELL, RB, Pacific	58
	(from San Diego Chargers in Bob Brown trade)	
3	(to Los Angeles Rams in John Hadl trade)	61
4	STEVE LUKE, S, Ohio State	88
5	(to Dallas Cowboys in Jack Concannon trade)	113
6	(to Los Angeles Rams in Harry Schuh trade)	140
7	TONY GIAQUINTO, WR, Central Connecticut State	165
8	(to Baltimore Colts in Ted Hendricks trade)	192
9	JAY LYNN HODGIN, RB, South Carolina	217
10	WILLIAM COOKE, DE, Massachusetts	244
11	BOB MARTIN, DE, Washington	269
12	CARLOS BROWN, QB, Pacific	296
13	BOB FUHRIMAN, S, Utah State	321
14	STAN BLACKMON, TE, North Texas State	348
15	RANDY ALLEN, WR, Southern Univ.	373
16	BOB McCAFFREY, C, Southern California	400
17	TOM RAY, DB, Central Michigan	425

1976

April 8-9, 1976		<i>Drafted alternately 8th-11th-10th-9th</i>
1	(to Los Angeles Rams in John Hadl trade)	8
1	MARK KONCAR, T, Colorado	23
	(from Oakland Raiders for Ted Hendricks)	
2	(to Los Angeles Rams in John Hadl trade)	39
3	(to Pittsburgh Steelers in Bruce Van Dyke trade)	70
3	MIKE McCOY, DB, Colorado	72
	(from Kansas City Chiefs in MacArthur Lane trade)	
4	TOM PERKO, LB, Pittsburgh	101
4	(from Philadelphia Eagles, later sent to Houston Oilers in Lynn Dickey trade)	117
5	AUNDR A THOMPSON, RB, East Texas State	132
6	(to Houston Oilers in Paul Robinson trade)	166
7	(to Cincinnati Bengals in Pat Matson trade)	192
8	JIM BURROW, DB, Nebraska	218
9	JIM GUENO, LB, Tulane	245
10	JESSIE GREEN, WR, Tulsa	274
11	CURTIS LEAK, WR, Johnson C. Smith	301
12	MEL JACKSON, G, Southern California	328
13	BRADLEY BOWMAN, DB, Southern Mississippi	355
14	JOHN HENSON, RB, Cal Poly-San Luis Obispo	386
15	JERRY DANDRIDGE, LB, Memphis State	413
16	MIKE TIMMERMANS, G, Northern Iowa	440
17	RAY HALL, TE, Cal Poly-San Luis Obispo	467

1977

May 3-4, 1977		<i>Drafted alternately 9th-11th-10th</i>
1a	MIKE BUTLER, DE, Kansas	9
1b	EZRA JOHNSON, DE, Morris Brown	28
	(from Oakland Raiders in Ted Hendricks trade)	
2	GREG KOCH, T, Arkansas	39
3	(to Houston Oilers in Lynn Dickey trade)	66
3	RICK SCRIBNER, G, Idaho State	74
	(from Denver Broncos in Bill Bain trade)	
4	(to Pittsburgh Steelers in Bob Barber trade)	93
5	NATE SIMPSON, RB, Tennessee State	122
6	TIM MORESCO, DB, Syracuse	149
7a	DERREL GOFOURTH, C, Oklahoma State	172
	(from New York Giants in Joe Danelo trade)	
7b	RELL TIPTON, G, Baylor	176
8	DAVID WHITEHURST, QB, Furman	206
9	JOEL MULLINS, T, Arkansas State	233
10	JIM CULBREATH, RB, Oklahoma	260
11	TERRY RANDOLPH, DB, American International	290
12	(to Oakland Raiders in Ollie Smith trade)	317

1978

May 2-3, 1978		<i>Drafted 6th</i>
1a	JAMES LOFTON, WR, Stanford	6
1b	JOHN ANDERSON, LB, Michigan	26
	(from Oakland Raiders in Mike McCoy trade)	
2	MIKE HUNT, LB, Minnesota	34
3	ESTUS HOOD, DB, Illinois State	62
4	(forfeited)	
5a	MIKE DOUGLASS, LB, San Diego State	116
5b	WILLIE WILDER, RB, Florida	128
	(from Pittsburgh Steelers in Dave Pureifory trade)	
6	LEOTIS HARRIS, G, Arkansas	144
7	GEORGE PLASKETES, LB, Mississippi	172
8	DENNIS SPROUL, QB, Arizona State	200
9	KEITH MYERS, QB, Utah State	228
10a	LARRY KEY, RB, Florida State	256
10b	MARK TOTTEN, C, Florida	259
	(from New York Giants in 1976 Joe Danelo trade)	
11	TERRY JONES, DT, Alabama	284
12	EASON RAMSON, TE, Washington State	312

1979

May 3-4, 1979		<i>Drafted alternately 15th-16th</i>
1	EDDIE LEE IVERY, RB, Georgia Tech	15
2	STEVE ATKINS, RB, Maryland	44
3	CHARLES JOHNSON, DT, Maryland	71
4	(to New York Jets in Carl Barzilauskas trade)	98
5	(to New York Jets in Carl Barzilauskas trade)	125
6	DAVE SIMMONS, LB, North Carolina	153
7a	HENRY MONROE, DB, Mississippi State	180
7b	RICH WINGO, LB, Alabama	184
	(from New York Giants in Willie Buchanon trade)	
8a	RON CASSIDY, WR, Utah State	193
	(from San Francisco 49ers in Steve Knutson trade)	
8b	RICK PARTRIDGE, P, Utah	208
9	JOHN THOMPSON, TE, Utah State	235
10	FRANK LOCKETT, WR, Nebraska	264
11	MARK THORSON, DB, Ottawa (Kan.)	290
12	BILL MOATS, P, South Dakota	318



James Lofton, Stanford, 1978

1980

April 29-30, 1980	<i>Drafted alternately 4th-6th-5th</i>
1a BRUCE CLARK, DT, Penn State	4
1b GEORGE CUMBY, LB, Oklahoma	26
(from San Diego Chargers in 1979 Willie Buchanon trade)	
2 MARK LEE, DB, Washington	34
3 SYD KITSON, G, Wake Forest	61
4 FRED NIXON, WR, Oklahoma	87
(to Los Angeles Rams in Rick Nuzum trade)	
6 KARL SWANKE, T/C, Boston College	143
7 BUDDY AYDELETTE, T, Alabama	169
8 TIM SMITH, S, Oregon State	199
9 KELLY SAALFELD, C, Nebraska	226
10 JAFUS WHITE, S, Texas A&I	253
11 RICKY SKILES, LB, Louisville	283
12 JAMES STEWART, DB, Memphis State	310

1981

April 28-29, 1981	<i>Drafted alternately 6th-7th</i>
1 RICH CAMPBELL, QB, California	6
2 GARY LEWIS, TE, Texas-Arlington	35
3 RAY STACHOWICZ, P, Michigan State	62
(to Washington Redskins in draft-day trade)	
4 RICHARD TURNER, DT, Oklahoma	105
(from Washington Redskins in draft-day trade)	
5 BYRON BRAGGS, DT, Alabama	117
(from Washington Redskins in draft-day trade)	
5 (to Los Angeles Rams in Mike Wellman trade)	132
6 (to New York Giants in Randy Dean trade)	145
7 BILL WHITAKER, DB, Missouri	172
8 LARRY WERTS, LB, Jackson State	200
9 TIM HUFFMAN, T, Notre Dame	227
10 NICKIE HALL, QB, Tulane	255
11 FORREST VALORA, LB, Oklahoma	282
12 CLIFF LEWIS, LB, Southern Mississippi	311

1982

April 27-28, 1982	<i>Drafted alternately 14th-13th-16th-15th</i>
1 RON HALLSTROM, G, Iowa	22
(to San Diego Chargers in John Jefferson trade)	
3 DEL RODGERS, RB, Utah	71
4 ROBERT BROWN, LB, Virginia Tech	98
5 MIKE MEADE, FB, Penn State	126
6 CHET PARLAVECCHIO, LB, Penn State	152
7 JOE WHITLEY, DB, Texas-El Paso	183
8 THOMAS BOYD, LB, Alabama	210
9 CHARLES RIGGINS, DE, Bethune-Cookman	237
10 EDDIE GARCIA, K, Southern Methodist	264
11 JOHN MACAULAY, C, Stanford	294
12 PHILLIP EPPS, WR, TCU	321

1983

April 26-27, 1983	<i>Drafted 20th</i>
1 TIM LEWIS, CB, Pittsburgh	11
(from New Orleans Saints for Bruce Clark)	
1 (to San Diego Chargers in John Jefferson trade)	20
2 DAVE DRECHSLER, G, North Carolina	48
(to Houston Oilers in Angelo Fields trade)	
4 MIKE MILLER, WR, Tennessee	104
5 BRYAN THOMAS, RB, Pittsburgh	132
6 RON SAMS, G, Pittsburgh	160
7 JESSIE CLARK, FB, Arkansas	188
8 CARLTON BRISCOE, DB, McNeese State	216
9 ROBIN HAM, C, West Texas State	243
10a BYRON WILLIAMS, WR, Texas-Arlington	253
(from Houston Oilers in Mark Koncar trade)	
10b JIMMY THOMAS, DB, Indiana	271
11 BUCKY SCRIBNER, P, Kansas	299
12 JOHN HARVEY, DT, Southern California	327

1984

May 1-2, 1984	<i>Drafted alternately 12th-11th-16th-15th-14th-13th</i>
1 ALPHONSO CARREKER, DE, Florida State	12
(to San Diego Chargers in John Jefferson trade)	
3 DONNIE HUMPHREY, DE, Auburn	72
4 JOHN DORSEY, LB, Connecticut	99
5 TOM FLYNN, S, Pittsburgh	126
6 RANDY WRIGHT, QB, Wisconsin	153
7 DARYLL JONES, DB, Georgia	181
(to Denver Broncos in Greg Boyd trade)	
8 (to Kansas City Chiefs in Charlie Getty trade)	207
10 GARY HOFFMAN, T, Santa Clara	267
11 MARK CANNON, C, Texas-Arlington	294

12a LENNY TAYLOR, WR, Tennessee	313
(from San Diego Chargers in Derrel Gofourth trade)	
12b MARK EMANS, LB, Bowling Green	323

1984 USFL SUPPLEMENTAL

June 5, 1984	
1 BUFORD JORDAN, RB, McNeese State (New Orleans Breakers)	12
2 CHUCK CLANTON, DB, Auburn (Birmingham Stallions)	39
3 JOHN SULLIVAN, DB, California (Oakland Invaders)	72

1985

April 30-May 1, 1985	<i>Drafted alternately 14th-13th-15th</i>
1 KEN RUETTGERS, T, Southern California	7
(from Buffalo Bills in draft-day trade)	
1 (to Buffalo Bills in draft-day trade)	14
2 (to Buffalo Bills in draft-day trade)	42
3 RICH MORAN, C/G, San Diego State	71
4 WALTER STANLEY, WR, Mesa State	98
5 BRIAN NOBLE, LB, Arizona State	125
6 MARK LEWIS, TE, Texas A&M	155
7a ERIC WILSON, LB, Maryland	171
(from Minnesota Vikings in Jan Stenerud trade)	
7b GARY ELLERSON, RB, Wisconsin	182
8 KEN STILLIS, S, Wisconsin	209
9 MORRIS JOHNSON, G, Alabama A&M	239
10 RONNIE BURGESS, CB, Wake Forest	266
11 JOE SHIELD, QB, Trinity (Conn.)	294
12 JIM MEYER, P, Arizona State	323

1986

April 29-30, 1986	<i>Drafted alternately 15th-14th-17th-16th</i>
1 (to San Diego Chargers in Mossy Cade trade)	14
2 KENNETH DAVIS, RB, TCU	41
3 ROBBIE BOSCO, QB, Brigham Young	72
4a TIM HARRIS, LB, Memphis State	84
(from Buffalo Bills in 1985 draft-day trade)	
4b DAN KNIGHT, T, San Diego State	98
5 MATT KOART, DE, Southern California	125
6 BURNELL DENT, LB, Tulane	143
(from St. Louis Cardinals in Scott Brunner trade)	
6 (to Denver Broncos in Scott Brunner trade)	151
7 ED BERRY, DB, Utah State	183
8 MICHAEL CLINE, NT, Arkansas State	210
9 BRENT MOORE, LB, Southern California	236
10 GARY SPANN, LB, TCU	263
11 (to Cincinnati Bengals in Mike Obravac trade)	294
12 (to Buffalo Bills in Preston Denard trade)	331

1987

April 28-29, 1987	<i>Drafted alternately 4th-3rd-5th</i>
1 BRENT FULLWOOD, RB, Auburn	4
(to Atlanta Falcons in draft-day trade)	
2 JOHNNY HOLLAND, LB, Texas A&M	41
(from Atlanta Falcons in draft-day trade)	
3a DAVE CROSTON, T, Iowa	61
3b SCOTT STEPHEN, LB, Arizona State	69
(from Atlanta Falcons in draft-day trade)	
3c FRANKIE NEAL, WR, Fort Hays State	71
(from Los Angeles Raiders in James Lofton trade)	
4 LORENZO FREEMAN, DT, Pittsburgh	89
(to San Diego Chargers in 1985 Mossy Cade trade)	
6 WILLIE MARSHALL, WR, Temple	145
7a TONY LEIKER, DT, Stanford	172
7b BILL SMITH, P, Mississippi	191
(from Cleveland Browns in 1985 John Jefferson trade)	
8 JEFF DROST, DT, Iowa	198
9 GREG HARRIS, G, Wake Forest	228
10 DON MAJKOWSKI, QB, Virginia	255
11 PATRICK SCOTT, WR, Grambling State	282
(to Seattle Seahawks in 1986 Dan Ross trade)	
12 NORMAN JEFFERSON, DB, Louisiana State	335
(from New York Giants in Phil McConkey trade)	

1988

April 24-25, 1988	<i>Drafted 7th</i>
1 STERLING SHARPE, WR, South Carolina	7
2 SHAWN PATTERSON, DE, Arizona State	34
3 KEITH WOODSIDE, RB, Texas A&M	61
4a ROLLIN PUTZIER, NT, Oregon	88
(from Los Angeles Raiders in 1987 James Lofton trade)	
4b CHUCK CECIL, S, Arizona	89
5 DARRELL REED, LB, Oklahoma	116
6 NATE HILL, DE, Auburn	144
7 GARY RICHARD, CB, Pittsburgh	173

1988 continued

8	PATRICK COLLINS, RB, Oklahoma	200
9	NEAL WILKINSON, TE, James Madison	228
10	BUD KEYES, QB, Wisconsin	256
11	(to Seattle Seahawks in 1987 Dave Brown trade)	284
12	SCOTT BOLTON, WR, Auburn	312

1989April 23-24, 1989 *Drafted alternately 2nd-3rd*

1	TONY MANDARICH, T, Michigan State	2
2	(to Cleveland Browns in selection swap and for Herman Fontenot)	31
3a	MATT BROCK, DE, Oregon	58
3b	ANTHONY DILWEG, QB, Duke	74
	(from Cleveland Browns in draft-day trade)	
4	JEFF GRAHAM, QB, Long Beach State	87
	(traded to Washington Redskins)	
5	(to Cleveland Browns in draft-day trade)	114
5a	JEFF QUERY, WR, Millikin	124
	(from Washington Redskins in draft-day trade)	
5b	VINCE WORKMAN, RB, Ohio State	127
	(from Cleveland Browns in draft-day trade)	
6	CHRIS JACKE, K, Texas-El Paso	142
7	MARK HALL, DE, Southwestern Louisiana	169
8a	THOMAS KING, S, Southwestern Louisiana	198
8b	BRIAN SHULMAN, P, Auburn	206
	(from Washington Redskins in draft-day trade)	
9	SCOTT KIRBY, T, Arizona State	225
10	BEN JESSIE, CB, Southwest Texas State	254
11	CEDRIC STALLWORTH, CB, Georgia Tech	281
12	STAN SHIVER, S, Florida State	310

1990April 22-23, 1990 *Drafted alternately 21st-23rd-22nd*

1a	TONY BENNETT, LB, Mississippi	18
	(from Cleveland Browns in 1989 draft-day trade)	
1b	DARRELL THOMPSON, RB, Minnesota	19
2	LeROY BUTLER, DB, Florida State	48
3	BOBBY HOUSTON, LB, North Carolina State	75
4	JACKIE HARRIS, TE, Northeast Louisiana	102
5	CHARLES WILSON, WR, Memphis State	132
6	BYRCE PAUP, LB, Northern Iowa	159
7	LESTER ARCHAMBEAU, DE, Stanford	186
8	ROGER BROWN, CB, Virginia Tech	215
9	KIRK BAUMGARTNER, QB, Wisconsin-Stevens Point	242
10	JEROME MARTIN, S, Western Kentucky	269
11	HARRY JACKSON, FB, St. Cloud State	299
12	KIRK MAGGIO, P, UCLA	325

1991April 21-22, 1991 *Drafted alternately 9th-8th-7th-12th-11th-10th*

1	(to Philadelphia Eagles in 1991 draft-day trade)	8
1	VINNIE CLARK, CB, Ohio State	19
	(from Philadelphia Eagles in draft-day trade)	
2	ESERA TUAOLO, NT, Oregon State	35
	(to New York Jets in draft-day trade)	63
3a	DON DAVEY, DE, Wisconsin	67
	(from New York Jets in draft-day trade)	
3b	CHUCK WEBB, RB, Tennessee	81
	(from San Francisco 49ers in draft-day trade)	
4	(to San Francisco 49ers in draft-day trade)	95
5	(to Miami Dolphins in draft-day trade)	121
5	(to San Francisco 49ers in draft-day trade)	122
5	JEFF FITTE, P, Memphis State	135
	(from Miami Dolphins in draft-day trade)	
6a	WALTER DEAN, RB, Grambling State	149
6b	JOE GARTEN, C/G, Colorado	164
	(from Miami Dolphins in draft-day trade)	
7a	FRANK BLEVINS, LB, Oklahoma	169
	(from Cleveland Browns for Brent Fullwood)	
7b	REGGIE BURNETTE, LB, Houston	176
8	JOHNNY WALKER, WR, Texas	203
9	DEAN WITKOWSKI, LB, North Dakota	229
10	RAPIER PORTER, TE, Arkansas-Pine Bluff	262
11	J.J. WIERENGA, DE, Central Michigan	289
12	LINZY COLLINS, WR, Missouri	316

1992April 26-27, 1992 *Drafted alternately 5th-7th-6th*

1	TERRILL BUCKLEY, CB, Florida State	5
	(from Philadelphia Eagles in 1991 draft-day trade, later traded to Atlanta Falcons for Brett Favre; Atlanta then dealt choice to Dallas)	17
2	MARK D'ONOFRIO, LB, Penn State	34

2	(from San Francisco 49ers for Tim Harris, later traded back to 49ers for Mike Holmgren)	45
3	ROBERT BROOKS, WR, South Carolina	62
4	(to San Francisco 49ers in draft-day trade)	89
4	EDGAR BENNETT, RB, Florida State	103
	(from San Francisco 49ers in draft-day trade)	
5a	DEXTER McNABB, FB, Florida	119
5b	ORLANDO McKAY, WR, Washington	130
	(from San Francisco 49ers in draft-day trade)	
6	(to Phoenix Cardinals for Tootie Robbins)	146
6	MARK CHMURA, TE, Boston College	157
	(from San Francisco 49ers in draft-day trade)	
7	(to Los Angeles Raiders in draft-day trade)	173
7	CHRIS HOLDER, WR, Tuskegee	190
	(from Los Angeles Raiders in draft-day trade)	
8	(to San Francisco 49ers in draft-day trade)	203
9a	TY DETMER, QB, Brigham Young	230
9b	SHAZZON BRADLEY, NT, Tennessee	240
	(from Los Angeles Raiders in draft-day trade)	
10	ANDREW OBERG, T, North Carolina	257
11	GABE MOKWUAH, LB, American International	287
12	BRETT COLLINS, LB, Washington	314

1993April 25-26, 1993 *Drafted alternately 15th-17th-16th*

1a	WAYNE SIMMONS, LB, Clemson	15
1b	GEORGE TEAGUE, S, Alabama	29
	(from Dallas Cowboys in draft-day trade)	
2	(to Dallas Cowboys in draft-day trade)	46
2	(to Dallas Cowboys in draft-day trade)	54
3	(to Los Angeles Raiders in draft-day trade)	72
3	EARL DOTSON, T, Texas A&I	81
	(from Los Angeles Raiders in draft-day trade)	
4	(to Dallas Cowboys in draft-day trade)	94
4	(to New England Patriots for John Stephens)	99
4	(to Chicago Bears in draft-day trade)	112
5a	MARK BRUNELL, QB, Washington	118
	(from Chicago Bears in draft-day trade)	
5b	JAMES WILLIS, LB, Auburn	119
	(from Tampa Bay Buccaneers for Vince Workman)	
5	(to New York Jets for Ken O'Brien)	129
6a	DOUG EVANS, CB, Louisiana Tech	141
	(from Seattle Seahawks for Dave McCloughan)	
6b	PAUL HUTCHINS, T, Western Michigan	152
	(from Los Angeles Raiders in draft-day trade)	
6c	TIM WATSON, S, Howard	156
7	BOB KUBERSKI, DT, Navy	183
8	(to Dallas Cowboys in draft-day trade)	213

1994April 24-25, 1994 *Drafted alternately 20th-19th-18th-17th-16th*

1	AARON TAYLOR, G, Notre Dame	16
	(from Miami Dolphins in draft-day trade)	
1	(to Miami Dolphins in draft-day trade)	20
2	(to San Francisco 49ers in draft-day trade)	53
3	LeSHON JOHNSON, RB, Northern Illinois	84
	(from San Francisco 49ers in draft-day trade)	
3	(to Miami Dolphins in draft-day trade)	89
4	(to Los Angeles Raiders in draft-day trade)	120
4	GABE WILKINS, DE, Gardner-Webb	126
	(from Los Angeles Raiders in draft-day trade)	
5a	TERRY MICKENS, WR, Florida A&M	146
5b	DORSEY LEVENS, RB, Georgia Tech	149
	(from San Francisco 49ers in draft-day trade)	
6a	JAY KEARNEY, WR, West Virginia	169
	(from Los Angeles Raiders in draft-day trade)	
6b	RUFFIN HAMILTON, LB, Tulane	175
	(from San Francisco 49ers in draft-day trade)	
6c	BILL SCHROEDER, WR, Wisconsin-La Crosse	181
6d	PAUL DUCKWORTH, LB, Connecticut	190
	(from San Francisco 49ers in draft-day trade)	
7	(to Denver Broncos in 1993 Doug Widell trade)	212

1995April 22-23, 1995 *Drafted alternately 22nd-21st-20th-19th-18th-17th*

1	(to Carolina Panthers in draft-day trade)	22
1	CRAIG NEWSOME, CB, Arizona State	32
	(from Carolina Panthers in draft-day trade)	
2	(to Miami Dolphins in Keith Jackson/Mark Ingram trades)	53
3a	DARIUS HOLLAND, DT, Colorado	65
	(from Carolina Panthers in draft-day trade)	
3b	WILLIAM HENDERSON, FB, North Carolina	66
	(from Jacksonville Jaguars in Mark Brunell trade)	

3c BRIAN WILLIAMS, LB, Southern California . . . 73
 (from Seattle Seahawks for RFA Corey Harris)

3 (to Cleveland Browns in draft-day trade) . . . 84

3d ANTONIO FREEMAN, WR, Virginia Tech . . . 90
 (from Cleveland Browns in draft-day trade)

4 JEFF MILLER, T, Mississippi . . . 117
 (to Los Angeles Raiders in Charles Jordan trade) . . . 152

5a JAY BARKER, QB, Alabama . . . 160
 (from Cleveland Browns in draft-day trade)

5b TRAVIS JERVEY, RB, The Citadel . . . 170
 (from Jacksonville Jaguars in Mark Brunell trade)

6 CHARLIE SIMMONS, WR, Georgia Tech . . . 173
 (from Carolina Panthers in draft-day trade)

6 (to Carolina Panthers in draft-day trade) . . . 188

7 ADAM TIMMERMAN, G, South Dakota State . . . 230

1996

April 20-21, 1996 *Drafted alternately 27th-26th*

1 JOHN MICHELS, T, Southern California . . . 27

2 DERRICK MAYES, WR, Notre Dame . . . 56

3a MIKE FLANAGAN, C, UCLA . . . 90

3b TYRONE WILLIAMS, CB, Nebraska . . . 93
 (free agency compensatory pick)

4 CHRIS DARKINS, RB, Minnesota . . . 123
 (to Kansas City Chiefs for Lindsay Knapp) . . . 161

6 (to Philadelphia Eagles for Joe Sims) . . . 197

6 MARCO RIVERA, G, Penn State . . . 208
 (free agency compensatory pick)

7a KYLE WACHHOLTZ, QB, Southern California . . . 240

7b KEITH MCKENZIE, LB, Ball State . . . 252
 (free agency compensatory pick)

1997

April 19-20, 1997 *Drafted 30th*

1 ROSS VERBA, T, Iowa . . . 30

2 DAREN SHARPER, S, William & Mary . . . 60

3 BRETT CONWAY, K, Penn State . . . 90

4 JERMAINE SMITH, DT, Georgia . . . 126

5 ANTHONY HICKS, LB, Arkansas . . . 160
 (to Oakland Raiders in draft-day trade) . . . 193

7a CHRIS MILLER, WR, Southern California . . . 213
 (from Oakland Raiders)

7b JERALD SOWELL, FB, Tulane . . . 231

7c RONNIE McADA, QB, Army . . . 240
 (free agency compensatory pick)

1998

April 18-19, 1998 *Drafted 29th*

1 VONNIE HOLLIDAY, DT, North Carolina . . . 19
 (from Miami Dolphins in draft-day trade)

1 (to Miami Dolphins in draft-day trade) . . . 29

1 (to Miami Dolphins in draft-day trade) . . . 60

3 JONATHAN BROWN, DE, Tennessee . . . 90

4 ROOSEVELT BLACKMON, CB, Morris Brown . . . 121

5 COREY BRADFORD, WR, Jackson State . . . 150
 (from Kansas City Chiefs for Wayne Simmons)

5 (to Oakland Raiders in draft-day trade) . . . 152

6a SCOTT McGARRAHAN, S, New Mexico . . . 156
 (from Oakland Raiders in draft-day trade)

6 (to Jacksonville Jaguars for Paul Frase) . . . 182

6b MATT HASSELBECK, QB, Boston College . . . 187
 (free agency compensatory pick)

7 EDWIN WATSON, RB, Purdue . . . 218

1998 NFL SUPPLEMENTAL

July 9, 1998

2 MIKE WAHLE, T, Navy . . . 2

1999

April 17-18, 1999 *Drafted alternately 25th-26th*

1 ANTUAN EDWARDS, CB, Clemson . . . 25

2 FRED VINSON, CB, Vanderbilt . . . 47
 (from Seattle Seahawks for Mike Holmgren)

2 (exercised for Mike Wahle in 1998 Supplemental Draft)



Dorsey Levens
Georgia Tech,
1994

Donald Driver
Alcorn State,
1999

3a MIKE MCKENZIE, CB, Memphis . . . 87

3b CLETIDUS HUNT, DT, Kentucky State . . . 94
 (free agency compensatory pick)

4 (to Buffalo Bills for Darick Holmes) . . . 122

4a ARON BROOKS, QB, Virginia . . . 131
 (free agency compensatory pick)

4b JOSH BIDWELL, P, Oregon . . . 133
 (free agency compensatory pick)

5a De'MOND PARKER, RB, Oklahoma . . . 159

5b CRAIG HEIMBURGER, G, Missouri . . . 163
 (from Oakland Raiders)

6 (from Oakland Raiders in 1998 draft-day trade, later traded back to Oakland) . . . 188

6 DEE MILLER, WR, Ohio State . . . 196

6a SCOTT CURRY, T, Montana . . . 203
 (free agency compensatory pick)

7a CHRIS AKINS, S, Arkansas-Pine Bluff . . . 212
 (from St. Louis Rams for Steve Bono)

7b DONALD DRIVER, WR, Alcorn State . . . 213
 (from Chicago Bears for Glyn Milburn)

7 (to Detroit Lions for Glyn Milburn) . . . 232

2000

April 15-16, 2000 *Drafted alternately 14th-13th-12th, 20th-19th-18th-17th*

1 BUBBA FRANKS, TE, Miami (Fla.) . . . 14

2 CHAD CLIFTON, T, Tennessee . . . 44

3 STEVE WARREN, DT, Nebraska . . . 74

4a NA'IL DIGGS, LB, Ohio State . . . 98
 (from San Francisco 49ers in draft-day trade)

4 (from New York Jets for Rick Mirer, later traded to San Francisco 49ers) . . . 108

4b ANTHONY LUCAS, WR, Arkansas . . . 114

4c GARY BERRY, S, Ohio State . . . 126
 (free agency compensatory pick)

5 (from San Francisco 49ers for Craig Newsome, later traded back to San Francisco 49ers) . . . 132

5a KABEER GBAJA-BIAMILA, DE, San Diego State . . . 149

5b JOEY JAMISON, WR/KR, Texas Southern . . . 151
 (from Seattle Seahawks in Ahman Green/Fred Vinson trade)

6 (to Seattle Seahawks in Ahman Green/Fred Vinson trade) . . . 185

7a MARK TAUSCHER, T, Wisconsin . . . 224

7b RON MOORE, DT, Northwestern Okla. State . . . 229
 (from Seattle Seahawks for Derrick Mayes)

7c CHARLES LEE, WR, Central Florida . . . 242
 (free agency compensatory pick)

7d EUGENE McCASLIN, LB, Florida . . . 249
 (free agency compensatory pick)

7e RONDELL MEALEY, RB, Louisiana State . . . 252
 (free agency compensatory pick)

2001

April 21-22, 2001 *Drafted alternately 17th-16th-19th-18th*

1 JAMAL REYNOLDS, DE, Florida State . . . 10
 (from Seattle Seahawks in Matt Hasselbeck trade)

1 (to Seattle Seahawks in Matt Hasselbeck trade) . . . 17

2 ROBERT FERGUSON, WR, Texas A&M . . . 41
 (from San Francisco 49ers in pre-draft trade of picks)

2 (to San Francisco 49ers in pre-draft trade of picks) . . . 47

3a BHAWOH JUE, CB, Penn State . . . 71
 (from San Francisco 49ers in pre-draft trade of picks)

3b TORRANCE MARSHALL, LB, Oklahoma . . . 72
 (from Seattle Seahawks in Matt Hasselbeck trade)

3 (to San Francisco 49ers in pre-draft trade of picks) . . . 80

3 (from New Orleans Saints in Aaron Brooks/Lamont Hall/K.D. Williams trade, later sent to San Francisco 49ers in pre-draft trade of picks) . . . 82

4 BILL FERRARIO, G, Wisconsin . . . 105
 (from San Francisco 49ers in pre-draft trade of picks)

4 (to Denver Broncos for Nate Wayne) . . . 113

5 (to Philadelphia Eagles for Allen Rossium) . . . 147

6 (to San Francisco 49ers in pre-draft trade of picks) . . . 179

6 DAVID MARTIN, TE, Tennessee . . . 198
 (free agency compensatory pick)

7 (to Denver Broncos for David Bowens) . . . 219

7 (from St. Louis Rams in 1999 Mike Morton trade, later sent to San Francisco 49ers in pre-draft trade of picks) . . . 222

2002

April 20-21, 2002 *Drafted alternately 28th-27th*

1 JAVON WALKER, WR, Florida State . . . 20
 (from Seattle Seahawks in draft-day trade)

1 (to Seattle Seahawks in draft-day trade) . . . 28

2 (to Seattle Seahawks in draft-day trade) . . . 60

2002 *continued*

3	MARQUES ANDERSON, S, UCLA	92
4	(to New England Patriots in Terry Glenn trade)	126
4	NAJEH DAVENPORT, FB, Miami (Fla.)	135
	(free agency compensatory pick)	
5a	AARON KAMPMAN, DL, Iowa	156
	(from Seattle Seahawks in draft-day trade)	
5b	CRAIG NALL, QB, Northwestern (La.) State	164
6	MIKE HOUGHTON, G/T, San Diego State	200
7	(to Tennessee Titans for Rod Walker)	240

2003

April 26-27, 2003 *Drafted alternately 29th-30th*

1	NICK BARNETT, LB, Oregon State	29
2	(to Philadelphia Eagles in Al Harris trade)	62
3	KENNY PETERSON, DT, Ohio State	79
	(from Buffalo Bills in draft-day trade)	
3	(to Buffalo Bills in draft-day trade)	94
4	(to Buffalo Bills in draft-day trade)	127
	(originally obtained in Al Harris trade)	
4	(to New England Patriots in Terry Glenn trade)	128
5a	JAMES LEE, DT, Oregon State	147
	(from Seattle Seahawks in draft-day trade)	
5	(to Seattle Seahawks in draft-day trade)	165
5b	HUNTER HILLENMEYER, LB, Vanderbilt	166
	(from Philadelphia Eagles in draft-day trade)	
6	(to Philadelphia Eagles in draft-day trade)	185
	(from Washington Redskins for RFA Matt Bowen)	
6	(to Seattle Seahawks in draft-day trade)	203
6	BRENNAN CURTIN, T, Notre Dame	212
	(free agency compensatory pick)	
7	(to Philadelphia Eagles in draft-day trade)	244
7a	CHRIS JOHNSON, CB, Louisville	245
	(from Philadelphia Eagles for 2004 sixth-round pick)	
7b	DEANDREW RUBIN, WR/KR, South Florida	253
	(free agency compensatory pick)	
7c	CARL FORD, WR, Toledo	256
	(free agency compensatory pick)	
7d	STEVE JOSUE, LB, Carson-Newman	257
	(free agency compensatory pick)	

2004

April 24-25, 2004 *Drafted alternately 25th-24th-23rd-22nd-21st-20th*

1	AHMAD CARROLL, CB, Arkansas	25
2	(to Jacksonville Jaguars in draft-day trade)	55
3a	JOEY THOMAS, CB, Montana State	70
	(from Jacksonville Jaguars in draft-day trade)	
3b	DONNELL WASHINGTON, DT, Clemson	72
	(from Jacksonville Jaguars in draft-day trade)	
3	(to Jacksonville Jaguars in draft-day trade)	86
3c	B.J. SANDER, P, Ohio State	87
	(from Miami Dolphins in draft-day trade)	
4	(to Miami Dolphins in draft-day trade)	102
	(originally obtained from Jacksonville Jaguars)	
4	(to Jacksonville Jaguars in draft-day trade)	118
5	(to Miami Dolphins in draft-day trade)	153
6	COREY WILLIAMS, DT, Arkansas State	179
	(from San Francisco 49ers in draft-day trade)	
6	(to Philadelphia Eagles in 2003 draft-day trade)	185
6	(to San Francisco 49ers in draft-day trade)	188
	(originally obtained from Dallas Cowboys in 2003 for Terry Glenn)	
7	(to San Francisco 49ers in draft-day trade)	226
7	SCOTT WELLS, C, Tennessee	251
	(free agency compensatory pick)	

2005

April 23-24, 2005 *Drafted alternately 24th-26th-25th*

1	AARON RODGERS, QB, California	24
2a	NICK COLLINS, S/CB, Bethune-Cookman	51
	(from New Orleans Saints in Mike McKenzie trade)	
2b	TERRENCE MURPHY, WR/KR, Texas A&M	58
3	(to Carolina Panthers in draft-day trade)	89
4a	MARVEL UNDERWOOD, S, San Diego State	115
	(from Carolina Panthers in draft-day trade)	
4b	BRADY POPPINGA, LB, Brigham Young	125
	(to Philadelphia Eagles in draft-day trade)	126
	(originally obtained from Carolina Panthers in draft-day trade)	
5a	JUNIUS COSTON, C, North Carolina A&T	143
	(from Oakland Raiders for Marques Anderson)	
5	(to Kansas City Chiefs for R-Kal Truluck)	152
5b	MIKE HAWKINS, CB, Oklahoma	167
	(from Philadelphia Eagles in draft-day trade)	
6	(to New England Patriots in draft-day trade)	175
	(originally obtained from Philadelphia Eagles in draft-day trade)	

6a	MICHAEL MONTGOMERY, DE, Texas A&M	180
	(from Oakland Raiders for Marques Anderson)	
6b	CRAIG BRAGG, WR, UCLA	195
	(from New England Patriots in draft-day trade)	
6	(to Kansas City Chiefs for R-Kal Truluck)	199
7	(to Kansas City Chiefs in 2003 Derek Combs trade)	238
7a	KURT CAMPBELL, LB, Albany	245
	(from Philadelphia Eagles in draft-day trade)	
7b	WILLIAM WHITTICKER, G, Michigan State	246
	(from New England Patriots in draft-day trade)	

2006

April 29-30, 2006 *Drafted alternately 5th-4th-3rd-7th-6th*

1	A.J. HAWK, LB, Ohio State	5
2	(to New England Patriots in draft-day trade)	36
2	(from Denver for WR Jason Walker in draft-day trade; choice subsequently traded to Atlanta Falcons)	37
2a	DARYN COLLEDGE, T/G, Boise State	47
	(from Atlanta Falcons in draft-day trade)	
2b	GREG JENNINGS, WR, Western Michigan	52
	(from New England Patriots in draft-day trade)	
3a	ABDUL HODGE, LB, Iowa	67
3b	JASON SPITZ, G/C, Louisville	75
	(from New England Patriots in draft-day trade)	
3	(to St. Louis Rams in draft-day trade)	93
	(pick originally obtained from Atlanta Falcons in draft-day trade)	
4a	CORY RODGERS, WR/KR, TCU	104
4	(to Philadelphia Eagles in draft-day trade)	109
	(pick originally obtained from St. Louis Rams)	
4b	WILL BLACKMON, CB, Boston College	115
	(from Philadelphia Eagles in draft-day trade)	
5	(to Atlanta Falcons in draft-day trade)	139
5a	INGLE MARTIN, QB, Furman	148
	(from Atlanta Falcons in draft-day trade)	
5b	TONY MOLL, T, Nevada	165
	(free agency compensatory pick)	
6	(to New Orleans Saints in 2004 Mike McKenzie trade)	174
6a	JOHNNY JOLLY, DT, Texas A&M	183
	(from St. Louis Rams in draft-day trade)	
6b	TYRONE CULVER, S, Fresno State	185
	(from Philadelphia Eagles in draft-day trade)	
7	(to Miami Dolphins in 2004 Brad Bedell trade)	212
7	DAVE TOLLEFSON, DE, Northwest Missouri State	253
	(free agency compensatory pick)	



Aaron Rodgers, Univ. of California,
2005



James Jones, San Jose State, 2007

2007

April 28-29, 2007

Drafted alternately 16th-15th-14th-13th-20th-19th-18th

1	JUSTIN HARRELL, DT, Tennessee	16
2	(to N.Y. Jets in draft-day trade)	47
2	BRANDON JACKSON, RB, Nebraska	63
	(from N.Y. Jets in draft-day trade)	78
3a	JAMES JONES, WR, San Jose State	79
3b	AARON ROUSE, S, Virginia Tech	88
	(from N.Y. Jets in draft-day trade)	112
4	(to Pittsburgh Steelers in draft-day trade)	112
4	ALLEN BARBRE, T/G, Missouri Southern St.	119
	(from Pittsburgh Steelers in draft-day trade)	157
5	DAVID CLOWNEY, WR, Virginia Tech	157
6a	KOREY HALL, FB, Boise State	191
	(from N.Y. Jets in draft-day trade)	192
6b	DESMOND BISHOP, LB, California	192
	(from Pittsburgh Steelers in draft-day trade)	193
6c	MASON CROSBY, K, Colorado	193
7a	DeSHAWN WYNN, RB, Florida	228
	(to N.Y. Jets in draft-day trade)	235
	(originally obtained in Steve Morley trade)	243
7b	CLARK HARRIS, TE, Rutgers	243
	(free agency compensatory pick)	

2008

April 26-27, 2008

Drafted alternately 30th-29th-28th

1	(to N.Y. Jets in draft-day trade)	30
2a	JORDY NELSON, WR, Kansas State	36
	(from N.Y. Jets in draft-day trade)	56
2b	BRIAN BROHM, QB, Louisville	56
	(from Cleveland Browns for Corey Williams)	60
2c	PAT LEE, CB, Auburn	60
3	JERMICHAEL FINLEY, TE, Texas	91
4a	JEREMY THOMPSON, DE, Wake Forest	102
	(from N.Y. Jets in draft-day trade)	113
4	(to N.Y. Jets in draft-day trade)	128
4	(to St. Louis Rams in draft-day trade)	135
4b	JOSH SITTON, G, Central Florida	135
	(free agency compensatory pick)	137
5	(to Minnesota Vikings in draft-day trade)	150
5	BRENO GIACOMINI, T, Louisville	150
	(from Minnesota Vikings in draft-day trade)	162
5	(to N.Y. Jets in draft-day trade)	194
6	(to N.Y. Giants for Ryan Grant)	209
7a	MATT FLYNN, QB, Louisiana State	209
	(from Minnesota Vikings in draft-day trade)	217
7b	BRETT SWAIN, WR, San Diego State	217
	(from St. Louis Rams in draft-day trade)	237
7	(to New Orleans Saints for 2009 sixth-round choice)	

2009

April 25-26, 2009

Drafted 9th

1a	B.J. RAJI, NT, Boston College	9
1b	CLAY MATTHEWS, LB, Southern California	26
	(from New England Patriots in draft-day trade)	41
2	(to New England Patriots in draft-day trade)	73
3	(to New England Patriots in draft-day trade)	83
	(pick originally obtained from N.Y. Jets for Brett Favre)	

4	T.J. LANG, G/T, Eastern Michigan	109
5a	QUINN JOHNSON, FB, Louisiana State	145
5b	JAMON MEREDITH, T, South Carolina	162
	(from New England Patriots in draft-day trade)	
6a	JARIUS WYNN, DE, Georgia	182
	(from New Orleans Saints in 2008 draft-day trade)	
6b	BRANDON UNDERWOOD, CB, Cincinnati	187
7	BRAD JONES, LB, Colorado	218

2010

April 22-24, 2010

Drafted 23rd

1	BRYAN BULAGA, T, Iowa	23
2	MIKE NEAL, DE, Purdue	56
3	MORGAN BURNETT, S, Georgia Tech	71
	(from Philadelphia Eagles in draft-day trade)	86
3	(to Philadelphia Eagles in draft-day trade)	122
4	(to Philadelphia Eagles in draft-day trade)	154
5a	ANDREW QUARLESS, TE, Penn State	154
5b	MARSHALL NEWHOUSE, T/G, TCU	169
	(free agency compensatory pick)	193
6	JAMES STARKS, RB, Buffalo	193
7	C.J. WILSON, DE, East Carolina	230

2011

April 28-30, 2011

Drafted 32nd

1	DEREK SHERROD, T, Mississippi State	32
2	RANDALL COBB, WR, Kentucky	64
3	ALEX GREEN, RB, Hawaii	96
4	(to Denver Broncos in draft-day trade)	129
4	DAVON HOUSE, CB, New Mexico State	131
	(free agency compensatory pick)	141
5	D.J. WILLIAMS, TE, Arkansas	141
	(from Denver Broncos in draft-day trade)	163
5	(to San Francisco 49ers in draft-day trade)	174
6	(to Miami Dolphins in draft-day trade)	179
6a	CALEB SCHLAUDERAFF, G, Utah	179
	(from Miami Dolphins in draft-day trade)	186
6b	D.J. SMITH, LB, Appalachian State	186
	(from Denver Broncos in draft-day trade)	197
6c	RICKY ELMORE, LB, Arizona	197
7	(to Denver Broncos in draft-day trade)	204
	(pick originally obtained from Carolina Panthers)	218
7a	RYAN TAYLOR, TE, North Carolina	218
	(from Miami Dolphins in draft-day trade)	231
7	(to Miami Dolphins in draft-day trade)	233
	(pick originally obtained from San Francisco 49ers in draft-day trade)	233
7b	LAWRENCE GUY, DE, Arizona State	233

2012

April 26-28, 2012

Drafted 28th

1	NICK PERRY, LB, Southern California	28
2a	JEREL WORTHY, DE, Michigan State	51
	(from Philadelphia Eagles in draft-day trade)	59
2	(to Philadelphia Eagles in draft-day trade)	62
2b	CASEY HAYWARD, CB, Vanderbilt	62
	(from New England Patriots in draft-day trade)	90
3	(to New England Patriots in draft-day trade)	123
4	(to Philadelphia Eagles in draft-day trade)	132
4a	MIKE DANIELS, DT, Iowa	132
	(free agency compensatory pick)	133
4b	JERRON McMILLIAN, S, Maine	133
	(free agency compensatory pick)	163
5	TERRELL MANNING, LB, North Carolina State	163
	(originally sent to New England Patriots in draft-day trade)	197
	(reacquired through New England Patriots in draft-day trade)	224
6	(to New England Patriots in draft-day trade)	224
7	(to New England Patriots in draft-day trade)	235
	(pick originally obtained as conditional choice from N.Y. Jets for G Caleb Schlauderaff)	241
7a	ANDREW DATKO, T, Florida State	241
	(free agency compensatory pick)	243
7b	B.J. COLEMAN, QB, Tennessee-Chattanooga	243
	(free agency compensatory pick)	

2013

April 25-27, 2013	<i>Drafted alternately 26th-25th</i>
1 DATONE JONES, DE, UCLA	26
2 (to San Francisco 49ers in draft-day trade)	55
2 EDDIE LACY, RB, Alabama	61
(from San Francisco 49ers in draft-day trade)	
3 (to San Francisco 49ers in draft-day trade)	88
3 (to Miami Dolphins in draft-day trade)	93
(pick originally obtained from San Francisco 49ers in draft-day trade)	
4a DAVID BAKHTIARI, T, Colorado	109
(from Miami Dolphins in draft-day trade)	
4b JC TRETTER, T, Cornell	122
4c JOHNATHAN FRANKLIN, RB, UCLA	125
(from Denver Broncos in draft-day trade)	
5 (to Denver Broncos in draft-day trade)	146
(pick originally obtained from Miami Dolphins in draft-day trade)	
5a MICAH HYDE, CB, Iowa	159
5b JOSH BOYD, DE, Mississippi State	167
(free agency compensatory pick)	
6 (to Denver Broncos in draft-day trade)	173
(pick originally obtained from San Francisco 49ers in draft-day trade)	
6 NATE PALMER, LB, Illinois State	193
7a CHARLES JOHNSON, WR, Grand Valley State	216
(from San Francisco 49ers in draft-day trade)	
7b KEVIN DORSEY, WR, Maryland	224
(from Miami Dolphins in draft-day trade)	
7c SAM BARRINGTON, LB, South Florida	232

2014

May 8-10, 2014	<i>Drafted 21st</i>
1 HA HA CLINTON-DIX, S, Alabama	21
2 DAVANTE ADAMS, WR, Fresno State	53
3a KHYRI THORNTON, DE, Southern Mississippi	85
3b RICHARD RODGERS, TE, California	98
(free agency compensatory pick)	
4 CARL BRADFORD, LB, Arizona State	121
5a COREY LINSLEY, C, Ohio State	161
5b JARED ABBREDEIS, WR, Wisconsin	176
(free agency compensatory pick)	
6 DEMETRI GOODSON, CB, Baylor	197
7 JEFF JANIS, WR, Saginaw Valley State	236

2015

April 30-May 2, 2015	<i>Drafted 30th</i>
1 DAMARIOUS RANDALL, CB, Arizona State	30
2 QUINTEN ROLLINS, CB, Miami (Ohio)	62
3 TY MONTGOMERY, WR, Stanford	94
4 JAKE RYAN, LB, Michigan	129
5 BRETT HUNDLEY, QB, UCLA	147
(from New England Patriots in draft-day trade)	
5 (to New England Patriots in draft-day trade)	166
6a AARON RIPKOWSKI, FB, Oklahoma	206
6b CHRISTIAN RINGO, DT, Louisiana-Lafayette	210
(free agency compensatory pick)	
6c KENNARD BACKMAN, TE, Alabama-Birmingham	213
(free agency compensatory pick)	
7 (to New England Patriots in draft-day trade)	247

2016

April 28-30, 2016	<i>Drafted 27th</i>
1 KENNY CLARK, DT, UCLA	27
2 JASON SPRIGGS, T, Indiana	48
(from Indianapolis Colts in draft-day trade)	
2 (to Indianapolis Colts in draft-day trade)	57
3 KYLER FACKRELL, LB, Utah State	88
4 (to Indianapolis Colts in draft-day trade)	125
4a BLAKE MARTINEZ, LB, Stanford	131
(free agency compensatory pick)	
4b DEAN LOWRY, DE, Northwestern	137
(free agency compensatory pick)	
5 TREVOR DAVIS, WR, California	163
6 KYLE MURPHY, T, Stanford	200
7 (to Indianapolis Colts in draft-day trade)	248

2017

April 27-29, 2017	<i>Drafted 29th</i>
1 (to Cleveland Browns in draft-day trade)	29
2a KEVIN KING, CB, Washington	33
(from Cleveland Browns in draft-day trade)	
2b JOSH JONES, S, North Carolina State	61
3 MONTRAVIUS ADAMS, DT, Auburn	93
4a VINCE BIEGEL, LB, Wisconsin	108
(from Cleveland Browns in draft-day trade)	
4b JAMAAL WILLIAMS, RB, Brigham Young	134
5a DeANGELO YANCEY, WR, Purdue	175
(from Denver Broncos in draft-day trade)	
5b AARON JONES, RB, Texas-El Paso	182
(free agency compensatory pick)	
6 KOFI AMICHA, G, South Florida	212
7a DEVANTE MAYS, RB, Utah State	238
(from Denver Broncos in draft-day trade)	
7b MALACHI DUPRE, WR, Louisiana State	247

2018

April 26-28, 2018	<i>Drafted 14th</i>
1 (to New Orleans in draft-day trade)	14
1 JAIRE ALEXANDER, CB, Louisville	18
(from Seattle Seahawks in draft-day trade)	
1 (to Seattle Seahawks in draft-day trade)	27
(pick originally obtained from New Orleans Saints in draft-day trade)	
2 JOSH JACKSON, CB, Iowa	45
3 (to Seattle Seahawks in draft-day trade)	76
3 OREN BURKS, LB, Vanderbilt	88
(from Carolina Panthers in draft-day trade)	
4 (to Carolina Panthers in draft-day trade)	101
(pick originally obtained from Cleveland Browns in pre-draft trade)	
4 (to Cleveland Browns in pre-draft trade)	114
4 J'MON MOORE, WR, Missouri	133
(free agency compensatory pick)	
5a COLE MADISON, G, Washington State	138
(from Cleveland Browns in pre-draft trade)	
5 (to Carolina Panthers in draft-day trade)	147
(pick originally obtained from New Orleans Saints in draft-day trade)	
5 (to Cleveland Browns in pre-draft trade)	150
5b JK SCOTT, P, Alabama	172
(free agency compensatory pick)	
5c MARQUEZ VALDES-SCANTLING, WR, South Florida	174
(free agency compensatory pick)	
6 (to Seattle Seahawks in draft-day trade)	186
6 EQUANIMEOUS ST. BROWN, WR, Notre Dame	207
(free agency compensatory pick)	
7a JAMES LOONEY, DL, California	232
7b HUNTER BRADLEY, LS, Mississippi State	239
(from Buffalo Bills in 2016 Lereatee McCray trade)	
7c KENDALL DONNERSON, LB, Southeast Missouri	248
(from Seattle Seahawks in draft-day trade)	



Jaire Alexander, Louisville, 2018

2019

April 25-27, 2019	Drafted 12th
1a RASHAN GARY, LB, Michigan	12
1b DARNELL SAVAGE, S, Maryland	21
(from Seattle Seahawks in draft-day trade)	
1 (to Seattle Seahawks in draft-day trade)	30
(pick originally obtained from New Orleans Saints in 2018 draft-day trade)	
2 ELGTON JENKINS, G, Mississippi State	44
3 JACE STERNBERGER, TE, Texas A&M	75
(to Seattle Seahawks in draft-day trade)	114
4 (to Seattle Seahawks in draft-day trade)	118
(pick originally obtained from Washington Redskins for Ha Ha Clinton-Dix)	
5 KINGSLEY KEKE, DL, Texas A&M	150
6a KA'DAR HOLLMAN, CB, Toledo	185
6b DEXTER WILLIAMS, RB, Notre Dame	194
(from Seattle Seahawks for Brett Hundley)	
7 TY SUMMERS, LB, TCU	226

2020

April 23-25, 2020	Drafted 30th
1 JORDAN LOVE, QB, Utah State	26
(from Miami Dolphins in draft-day trade)	
1 (to Miami Dolphins in draft-day trade)	30
2 AJ DILLON, RB, Boston College	62
3 JOSHIAH DEGUARA, TE, Cincinnati	94
(to Miami Dolphins in draft-day trade)	136
4 KAMAL MARTIN, LB, Minnesota	175
6a JON RUNYAN, G, Michigan	192
(from Las Vegas Raiders for Trevor Davis)	
6b JAKE HANSON, C, Oregon	208
(from Tennessee Titans for Reggie Gilbert)	
6c SIMON STEPANIAK, G, Indiana	209
7a VERNON SCOTT, S, TCU	236
(from Cleveland Browns in Justin McCray trade)	
7b JONATHAN GARVIN, LB, Miami	242
(from Baltimore Ravens for Ty Montgomery)	
7 (to Cleveland Browns in Justin McCray trade)	244

2021

April 29-May 1, 2021	Drafted 29th
1 ERIC STOKES, CB, Georgia	29
2 JOSH MYERS, C/G, Ohio State	62
3 AMARI RODGERS, WR, Clemson	85
(from Tennessee Titans in draft-day trade)	
3 (to Tennessee Titans in draft-day trade)	92
4 (to Tennessee Titans in draft-day trade)	135
4 ROYCE NEWMAN, G/T, Mississippi	142
(free agency compensatory pick)	
5a T.J. SLATON, DL, Florida	173
5b SHEMAR JEAN-CHARLES, CB, Appalachian State	178
(free agency compensatory pick)	
6a COLE VAN LANEN, T/G, Wisconsin	214
6b ISAIAH McDUFFIE, LB, Boston College	220
(free agency compensatory pick)	
7 KYLIN HILL, RB, Mississippi State	256

2022

April 28-30, 2022	Drafted 28th
1a QUAY WALKER, LB, Georgia	22
(from Las Vegas Raiders in Davante Adams trade)	
1b DEVONTE WYATT, DL, Georgia	28
2 CHRISTIAN WATSON, WR, North Dakota State	34
(from Minnesota Vikings in draft-day trade)	
2 (to Minnesota Vikings in draft-day trade)	53
(pick originally obtained from Las Vegas Raiders in Davante Adams trade)	
2 (to Minnesota Vikings in draft-day trade)	59
3 SEAN RHYAN, T/G, UCLA	92
4a ROMEO DOUBS, WR, Nevada	132
4b ZACH TOM, OL, Wake Forest	140
(free agency compensatory pick)	
5 (to Denver Broncos in draft-day trade)	171
5 KINGSLEY ENAGBARE, LB, South Carolina	179
(from Denver Broncos in draft-day trade)	
5 (free agency compensatory pick)	205
6 (to Houston Texans in Randall Cobb trade)	205
7a TARIQ CARPENTER, S, Georgia Tech	228
(from Houston Texans in Ka'dar Hollman trade)	
7b JONATHAN FORD, DL, Miami	234
(from Denver Broncos in draft-day trade)	
7c RASHEED WALKER, T, Penn State	249
7d SAMORI TOURE, WR, Nebraska	258
(free agency compensatory pick)	

2023

April 27-29, 2023	Drafted 15th
1 LUKAS VAN NESS, LB, Iowa	13
(from N.Y. Jets in Aaron Rodgers trade)	
1 (to N.Y. Jets in Aaron Rodgers trade)	15
2a LUKE MUSGRAVE, TE, Oregon State	42
(from N.Y. Jets in Aaron Rodgers trade)	
2 (to Detroit Lions in draft-day trade)	45
2 (to Tampa Bay Buccaneers in draft-day trade)	48
(pick originally obtained from Detroit Lions in 2023 draft-day trade)	
2b JAYDEN REED, WR, Michigan State	50
(from Tampa Bay Buccaneers in draft-day trade)	
3 TUCKER KRAFT, TE, South Dakota State	78
4 COLBY WOODEN, DL, Auburn	116
5a SEAN CLIFFORD, QB, Penn State	149
5b DONTAYVION WICKS, WR, Virginia	159
(from Detroit Lions in draft-day trade)	
5 (to N.Y. Jets in Aaron Rodgers trade)	170
(free agency compensatory pick)	
6a KARL BROOKS, DL, Bowling Green	179
(from Tampa Bay Buccaneers in draft-day trade)	
6 (to L.A. Rams in Corey Bojorquez trade)	191
6b ANDERS CARLSON, K, Auburn	207
(from N.Y. Jets in Aaron Rodgers trade)	
7a CARRINGTON VALENTINE, CB, Kentucky	232
7b LEW NICHOLS, RB, Central Michigan	235
(from L.A. Rams in Corey Bojorquez trade)	
7c ANTHONY JOHNSON JR., S, Iowa State	242
(from Jacksonville Jaguars in Cole Van Lanen trade)	
7d GRANT DuBOSE, WR, Charlotte	256
(free agency compensatory pick)	



Elgton Jenkins, Mississippi State, 2019

2024

April 25-27, 2024	Drafted 25th
1 JORDAN MORGAN, T/G, Arizona	25
2 (to New Orleans Saints in draft-day trade)	41
(pick originally obtained from N.Y. Jets in Aaron Rodgers trade)	
2a EDGERIN COOPER, LB, Texas A&M	45
(from New Orleans Saints in draft-day trade)	
2b JAVON BULLARD, S, Georgia	58
3a MARSHAWN LLOYD, RB, Southern California	88
3b TY'RON HOPPER, LB, Missouri	91
(from Buffalo Bills in Rasul Douglas trade)	
4 EVAN WILLIAMS, S, Oregon	111
(from N.Y. Jets in draft-day trade)	
4 (to N.Y. Jets in draft-day trade)	126
5a JACOB MONK, C/G, Duke	163
(from Buffalo Bills in draft-day trade)	
5 (to Buffalo Bills in draft-day trade)	168
(pick originally obtained from New Orleans Saints in draft-day trade)	
5b KITAN OLADAPO, S, Oregon State	169
(free agency compensatory pick)	
6 (to N.Y. Jets in draft-day trade)	190
(pick originally obtained from New Orleans Saints in draft-day trade)	
6 TRAVIS GLOVER, T, Georgia State	202
6 (to Buffalo Bills in draft-day trade)	219
(free agency compensatory pick)	
7a MICHAEL PRATT, QB, Tulane	245
7b KALEN KING, CB, Penn State	255
(free agency compensatory pick)	

ALL-TIME PACKERS DRAFTS

COMMUNITY

ADMIN. & COACHES

VETERANS

DRAFT & FREE AGENTS

2023 REVIEW

ALL-TIME DRAFTS

LAMBEAU FIELD

MISC.

PRACTICE SQUAD, 1989-2023

In 1989, the NFL created a five-player developmental squad. The league changed the name to practice squad in 1990. Players can leave a practice squad for another team only if they join the 53-man roster of another NFL club. In 2004, the NFL expanded the squad from five to eight players, and again in 2014 from eight to 10 players. Beginning in 2020, teams were allowed to carry up to 16 players on the practice squad. The 520 players who've spent time on Green Bay's developmental/practice squad:

Abbrederis, Jared (WR), Wisconsin	2015	Carson, Tra (RB), Texas A&M	2018-19
Abernathy, Micah (S), Tennessee	2022	Carter, Bernard (LB), East Carolina	1994
Abrams, Joshua (CB), Ohio	2008	Carthon, Ran (RB), Florida	2005
Adams, Aaron (T), Eastern Kentucky	2013	Carvalho, Brennan (C), Portland State	2008
Adeoye, Aaron (LB), Southeast Missouri State	2021	Cheadle, Justin (G), California	2012
Adkisson, James (TE), South Carolina	2007	Clark, D.J. (CB), Idaho State	2009
Aeitis, Rick (TE), Southeast Missouri State	1989	Clark, Michael (WR), Marshall	2017
Ahmed, Ramiz (K), Nevada	2022	Clavelle, Shannon (DE), Colorado	1995
Aiyewa, Victor (LB), Washington	2013	Clowney, David (WR), Virginia Tech	2007
Ajakai, Austin (LB), Nevada-Las Vegas	2023	Cole, Colin (DT), Iowa	2004
Akins, Chris (S), Arkansas-Pine Bluff	1999	Coleman, B.J. (QB), Tennessee-Chattanooga	2012
Albright, Ethan (T), North Carolina	1994	Coleman, Lavon (RB), Washington	2018
Alcorn, Zac (TE), Black Hills State	2006	Collins, Brett (LB), Washington	1992
Alford, Darnell (T), Boston College	2002	Collins, Bryan (G), Southern Methodist	2013
Allard, Shea (T/G), Delaware	2012	Conway, Cody (T), Syracuse	2019
Allen, Austin (TE), Nebraska	2023	Cooper, George (FB), Ohio State	1989
Allen, Jake (WR), Mississippi College	2008-09	Cotton, Eric (DL), Stanford	2018
Allen, Josh (G), Louisiana-Monroe	2014	Cotton, Jeff (WR), Idaho	2022
Allison, Geronimo (WR), Illinois	2016	Coutain, Kenny (WR), Memphis	2000
Alufohai, Auzoyah (DL), West Georgia	2021	Cox, Kennard (CB), Pittsburgh	2008
Amichia, Kofi (G), South Florida	2017	Coyle, Anthony (G), Fordham	2018
Anderson, Abdullah (DL), Bucknell	2021	Coyle, Tyler (S), Purdue	2023
Anderson, Lyonel (TE), Kansas	2005	Crabtree, Tom (TE), Miami (Ohio)	2009
Anderson, Ronnie (WR), Allegheny	1997	Crawford, Lionel (WR), Wisconsin	1993
Annen, Blake (TE), Cincinnati	2015	Crockett, Damarea (RB), Missouri	2019
Arizugo, Ike (TE), Eastern Kentucky	2014	Crockett, John (RB), North Dakota State	2015
Armstead, Ryquell (RB), Temple	2021	Crume, Eric (DT), Syracuse	2015
Armstrong, Calvin (T), Washington State	2006	Cullinane, Gene (C/G), Washburn	1991
Artmore, Rodney (S), Baylor	1998	Curry, Donté (LB), Morris Brown	2001
Austin, Randy (TE), UCLA	1991	Curry, Julius (S), Michigan	2004
Avery, Steve (FB), Northern Michigan	1990	Dafney, Dominique (TE), Indiana State	2020
Babicz, Josh (TE), North Dakota State	2022	Daniel, Robertson (CB), Brigham Young	2015-16
Baker, Kawaan (WR), South Alabama	2022	Daniels, Stanley (G), Washington	2009
Balentine, Corey (CB), Washburn	2022-23	Datko, Andrew (T), Florida State	2012
Banjo, Chris (S), Southern Methodist	2014	Davis, Austin (C), Duke	2018
Banks, Keshawn (LB), San Diego State	2023	Davis, Shawn (S), Florida	2021
Barrie, Sebastian (DE), Liberty	1992	de Beer, Gerhard (T), Arizona	2018
Bass, Anthony (CB), Bethune-Cookman	1998	Dean, Walter (FB), Grambling	1991
Bass, Robert (LB), Miami (Fla.)	1995	Delance, Jean (T), Florida	2022
Battles, Adrian (G), Minnesota State	2010	Dendy, Patrick (CB), Rice	2005-06
Baxter, Keith (CB), Marshall	2016	Dennard, Antonio (CB), Langston	2013
Baylis, Evan (TE), Oregon	2018-19	Diedrick, Dahran (RB), Nebraska	2003
Beauford, Terry (G), Florida A&M	1992-93	Dietzen, Jon (G/T), Wisconsin	2021
Begelton, Reggie (WR), Lamar	2020	Dittman, Seth (T), Stanford	1995
Beil, Dalton (QB), West Texas A&M	2007	Dixon, Jimmy (FB), Georgia Tech	2005
Bell, Tyrone (CB), North Alabama	1999	Dominguez, Ray (G), Arkansas	2011
Benkert, Kurt (QB), Virginia	2021	Donald, Tony (LB/TE), Western State (Colo.)	2003
Beyer, Shaun (TE), Iowa	2022	Donnerson, Kendall (LB), Southeast Missouri	2018
Bigby, Atari (S), Central Florida	2005-06	Dorsey, Kevin (WR), Maryland	2014
Bjork, Carl-Johan (LB), Sweden	2007	Drake, Kenyan (RB), Alabama	2023
Black, Henry (S), Baylor	2020	DuBoise, Grant (WR), Charlotte	2023
Blair, Chris (WR), Alcorn State	2021	Dunbar, Quinton (CB), Florida	2021
Blair, Michael (FB), Ball State	1998	Dunn, Reggie (WR), Utah	2013
Bledsoe, Fred (DT), Arkansas	2008	Ealy, Adrian (T), Oklahoma	2021
Borel, Diondre (WR), Utah State	2011-12	Ealy, Biren (WR), Houston	2009
Borgognone, Dirk (K), Pacific	1995	Eby, Andy (C), Kansas State	2002
Bortles, Blake (QB), Central Florida	2021	Emodi, Ike (LB), East Carolina	2004
Bostick, Brandon (TE), Newberry	2012	Ento, Kabion (CB), Colorado	2019, 21
Bouagnon, Joel (RB), Northern Illinois	2018	Etling, Danny (QB), Louisiana State	2021-22
Bowles, Scott (G), North Texas State	1992	Evans, Jerod (QB), Virginia Tech	2017
Braden, Ben (G), Michigan	2019-21	Evans, Jerry (TE), Toledo	1991
Bradford, Carl (LB), Arizona State	2015-16	Evans, Marwin (S), Utah State	2018
Bragg, Craig (WR), UCLA	2005	Evans, Scott (DE), Oklahoma	1991
Branch, Bruce (CB), Penn State	2002	Fabiano, Anthony (C), Harvard	2020
Brewster, Carlton (WR), Ferris State	2006	Fagan, Tommy (DE), Northeast Louisiana	1994-95
Bridewell, Jeff (QB), California-Davis	1991	Fanor, Jean (S), Bethune-Cookman	2014
Bristol, Mark (T), Mansfield	2001	Farris, Kris (T), UCLA	2002
Brohm, Brian (QB), Louisville	2009	Fenaroli, Paul (C/G), Stony Brook	2011
Brooks, Durant (P), Georgia Tech	2008	Fields, Jeff (DT), Arkansas State	1995
Brown, Donatello (CB), Valdosta State	2017	Flesher, Tom (DE), Weber State	1989
Brown, Mike (S), Miami (Ohio)	2022	Flores, Jacob (C), Dartmouth	2016
Brown, Tony (CB), Alabama	2018	Fogle, Anthony (CB), Oklahoma	1997
Burks, Brandon (RB), Troy	2016	Fontenot, Therrian (CB), Fresno State	2005
Burnette, Reggie (LB), Houston	1991	Ford, Jonathan (DL), Miami (Fla.)	2023
Burris, Henry (QB), Temple	2001	Ford, Trevor (CB), Troy	2009
Butler, Vince (WR), Northwestern Oklahoma State	2005	Foster, Robert (WR), Alabama	2020
Byrd, Emanuel (TE), Marshall	2017	Francies, Chris (WR), Texas-El Paso	2006-07
Cajuste, Devon (TE), Stanford	2016	Francis, Robert (LB), Boston College	2009-10
Callahan, Joe (QB), Wesley	2016-17	Franklin, Benjie (CB), Tarleton State	2022
Campbell, Chris (T), Eastern Illinois	2010-11	Franz, Todd (S), Tulsa	2002
Campbell, William (DT), Michigan	2015	Fry, Elliott (K), South Carolina	2021
Campion, Pete (T/G), North Dakota State	2002	Fulgham, Travis (WR), Old Dominion	2022
Capra, Jacob (G/T), San Diego State	2021	Gabbard, Steve (T), Florida State	1991
Carlyle, Calvin (CB), Oregon State	2003	Gado, Samkon (RB), Liberty	2005

Gaines, Innis (S), TCU	2021-23
Galeai, Tipa (LB), Utah State	2020-21
Gall, Chris (FB), Indiana	2001
Gaston, Bruce (DT), Purdue	2015
Gavazza, Jason (TE), Kent	2000
Gbaja-Biamila, Kabeer (DE), San Diego State	2000
Genus, Sampson (C), South Florida	2011
Gerhart, Garth (C), Arizona State	2012-13
Giacomini, Breno (T), Louisville	2010
Gibbs, Joe (G), Tennessee-Martin	2012
Gilbert, Reggie (LB), Arizona	2016-17
Gilbert, Zyon (CB), Florida Atlantic	2023
Gillett, Alex (WR), Eastern Michigan	2013-14
Gilmore, John (DE), Tennessee State	2002
Gizzi, Chris (LB), Air Force	2000
Glover-Wright, Tay (CB), Utah State	2014
Goodley, Antwan (WR), Baylor	2016
Goodman, Herbert (RB), Graceland	2000
Goodson, Tyler (RB), Iowa	2022
Goodson, Tyrone (WR), Auburn	1999
Goodwell, Tim (LB), Memphis	2006
Goodwin, Cedric (WR), Ferris State	1989
Gordy, Josh (CB), Central Michigan	2010
Greco, Michael (S), Central Florida	2010
Greene, Darrell (G), San Diego State	2017
Griffin-Stewart, Nakia (TE), Pittsburgh	2020
Griffith, Brent (T), Minnesota-Duluth	1992
Guggemos, Nick (TE), St. Thomas	2022
Gurley, Tori (WR), South Carolina	2011
Guy, Lawrence (DE), Arizona State	2012
Hall, Lamont (TE), Clemson	1999
Hall, Mark (DE), Southwestern Louisiana	1989
Hamilton, Justin (DT), Louisiana-Lafayette	2015
Hamilton, La'Darius (LB), North Texas	2021-22
Hamilton, Ruffin (LB), Tulane	1994
Hamm, Horace (WR), Lehigh	1992
Hanoian, Greg (FB), Syracuse	2005
Hansen, Carl (DE/DT), Stanford	1999
Hanson, Chris (P), Marshall	1999
Hanson, Jake (C), Oregon	2020
Hardie, Rudolph (DE), Howard	2008
Harrell, Graham (QB), Texas Tech	2010-11
Harrell, Reggie (WR), Texas Christian	2005
Harris, Antonio (RB), Illinois	2005
Harris, Clark (TE), Rutgers	2007
Harris, De'Jon (LB), Arkansas	2020
Harris, DuJuan (RB), Troy	2012
Harris, Elliott (DE), Arkansas	2005
Hart, Lawrence (TE), Southern	1999
Hasselbeck, Matt (QB), Boston College	1998
Hatcher, Keon (WR), Arkansas	2019
Havner, Spencer (LB), UCLA	2006-08
Hayes, Chris (S), Washington State	1996
Hayes, Joe (G), San Jose State	2005
Haynos, Joey (TE), Maryland	2008
Hefflin, Jack (DL), Iowa	2022
Heimburger, Craig (G), Missouri	1999-2000
Henry, Mitchell (TE), Western Kentucky	2015
Henrich, Craig (P/K), Notre Dame	1993
Herndon, Warner (S), Morgan State	2000
Herrion, Atlas (G/T), Alabama	2004
Herron, Anthony (DE), Iowa	2001
Hill, Michael (RB), Missouri Western State	2013-14
Hochertz, Marty (DE), Southern Illinois	1992
Hoesle, Jon (FB), Minnesota	2011
Holder, Chris (WR), Tuskegee	1992
Holt, Reggie (S), Wisconsin	1995
Hope, Charles (G/T), Central (Ohio) State	1993-94
Horacek, Mike (WR), Iowa State	2000-01
Hubbard, Adrian (LB), Alabama	2014
Hudson, Craig (TE), Wisconsin	1990
Humphrey, Deon (LB), Florida State	1999
Humphrey, Jay (T), Texas	2002
Humphrey, Tory (TE), Central Michigan	2005
Hutchins, Paul (G/T), Western Michigan	1993
Jackson, Alcender (G), Louisiana State	2002
Jackson, Cardia (LB), Louisiana-Monroe	2010
Jackson, Don (RB), Nevada	2016
Jackson, Kenny (LB), Nevada-Reno	2001
Jennings, Brandon (CB), Texas A&M	2002
Johnson, Anthony (CB), Virginia	2013
Johnson, Charles (WR), Grand Valley State	2023
Johnson, Jamel (WR), Alabama State	2015
Johnson, James (RB), Kansas State	2010
Johnson, Malcolm (FB), Mississippi State	2018
Johnson, Micah (LB), Kentucky	2012
Johnson, Rishaw (G), California University (Pa.)	2014

Johnson, Zack (G), North Dakota State	2020
Jones, Caleb (T), Indiana	2022
Jones, Johnny (DL), Marshall	2011
Jones, Khalil (WR), Miami (Fla.)	2009
Jones, Kobe (LB), Mississippi State	2022
Jordan, Michael (OL), Ohio State	2023
Josue, Steve (LB), Carson-Newman	2003
Jurkovic, John (NT), Eastern Illinois	1991
Kalambayi, Peter (LB), Stanford	2021
Kallon, Francis (T), Georgia Tech	2017
Karczewski, Doug (G/T), Virginia	1999
Kaufusi, Bronson (TE), Brigham Young	2021
Kearney, Jay (WR), West Virginia	1994
Keenan, Ryan (G), Northwestern	2007
Kehl, Ed (T/G), Brigham Young	2000-01
Kerridge, Joe (FB), Michigan	2016-17
Kight, Kelvin (WR/KR), Florida	2004
Killings, D.J. (CB), Central Florida	2018
Kinder, Randy (CB), Notre Dame	1997
Kirby, Scott (T), Arizona State	1989
Kirksey, John (DT), Sacramento State	1994
Kitts, Jim (FB), Ferrum	1997
Krause, Ryan (TE), Nebraska-Omaha	2007
Kruger, Joe (DE), Utah	2014
Kumerow, Jake (WR), Wisconsin-Whitewater	2017
Lancaster, Tyler (DL), Northwestern	2018
Landry, Michael (DE), Southern	2003
Lansanah, Danny (LB), Connecticut	2008
Leach, Vonta (FB), East Carolina	2004-05
Lee, Steve (FB), Indiana	1997
Leffew, Travis (G/T), Louisville	2006
Lenon, Paris (LB), Richmond	2001
Levine, Anthony (S), Tennessee State	2010-11
Lewis, Devin (WR), Southern	2002
Lipscomb, Kalija (WR), Vanderbilt	2020
Lloyd, Doug (RB), North Dakota State	1991
Long Jr., David (CB), Michigan	2023
Looney, James (DL/TE), California	2018-19
Lucas, Chad (WR), Alabama State	2005
Lumpkin, Kregg (RB), Georgia	2009
Lunford, Izaah (DT), Bowling Green	2017
Lyon, Billy (DE), Marshall	1997
Mack, Dayton (DL), Texas A&M	2020
Malone, Alfred (DT), Troy	2007-08
Malone, Josh (WR), Tennessee	2021
Manning, Brian (WR), Stanford	1998
Marker, Mike (WR), Millikin	2004
Martin, Ruvel (WR), Saginaw Valley State	2005
Martini, Greer (LB), Notre Dame	2018
Mathews, Derrick (LB), Houston	2016
Mathews, Eric (WR), Indiana	1996
Mathews, Tray (S), Auburn	2018
McBrien, Scott (QB), Maryland	2004
McBryde, B.J. (DE), Connecticut	2015
McCaffrey, Max (WR), Duke	2016-17
McCaslin, Eugene (LB), Florida	2000
McCoy, Mike (QB), Utah	1995
McCray, Jordan (G), Central Florida	2014
McElmurry, Blaine (S), Montana	1997
McGill, Jason (WR), Georgia Tech	1993
McGill, Tim (DT), Illinois	2005
McGough, Alex (QB), Florida International	2023
McGruder, Michael (CB), Kent State	1989
McHugh, Sean (TE), Penn State	2004
McIntosh, RJ (DL), Miami (Fla.)	2021
McKinney, Anthony (TE), Connecticut	1998
McNeil, Nick (LB), Western Carolina	2004
Melton, Bo (WR), Rutgers	2023
Menet, Michal (C), Penn State	2021-22
Meredith, Jamon (T), South Carolina	2009
Merrill, Otis (CB), Illinois State	2012
Merrweather, Ellis (RB), Massachusetts	2023
Miller, Jordan (DT), Southern	2012
Millhouse, Kelvin (CB), Hawaii	2004
Miree, Brandon (FB), Pittsburgh	2006
Molson, JJ (K), UCLA	2020-21
Moore, David (WR), East Central	2021
Moore, Jason (CB/S), San Diego State	2000
Moore, Tim (LB), Michigan State	1989
Morgan, Tim (P), San Jose State	2001
Morton, John (WR), Western Michigan	1993
Mosby, Arron (LB), Fresno State	2023
Moses, J.J. (WR/KR), Iowa State	2001-02
Mosley, Denorse (CB), Edinboro	1998
Muir, Blake (G), Baylor	2016
Neal, Rajion (RB), Tennessee	2014
Neal, Randy (LB), Virginia	1995

FIRST DEVELOPMENTAL SQUAD, SEPTEMBER 1989

FB George Cooper	Ohio State
SS Stan Shiver	Florida State

LB Tim Moore	Michigan State
DE Mark Hall	Southwestern Louisiana

Nelson, Jim (LB), Penn State	1998
Newman, Adam (TE), Boston College	2000
Newton, Cecil (C/G), Tennessee State	2011
Nijman, Yosh (T), Virginia Tech	2019
Nixon, James (CB), California (Pa.)	2012-13
Nnabuife, Alvin (S), Southern Methodist	2006
Noa, Kaulana (G), Hawai'i	2003
Obiozor, Cyril (LB), Texas A&M	2009
Odumegwu, Kenneth (LB), National Open Univ. (Nigeria)	2023
Orchard, Nate (LB), Utah	2021
Owens, Buster (CB), Georgia	1996
Palmer, Pat (WR), Northwestern (La.) State	1998
Pankey, Adam (G/T), West Virginia	2017-18
Parchman, Corey (WR), Ball State	2002
Patrick, Chris (G), Nebraska	2007
Patrick, Lucas (G), Duke	2016
Paxson, Scott (DT), Penn State	2006
Pearson, Colby (WR), Brigham Young	2017
Pearson, Henry (FB), Appalachian State	2023
Pearson, Pepe (RB), Ohio State	1998
Perillo, Justin (TE), Maine	2014-15
Pitts, Thyrick (WR), Delaware	2023
Pizzotti, Chris (QB), Harvard	2009
Pope, Ryan (T), San Diego State	2020
Porter, Joe (CB), Rutgers	2007-08
Powell, Chaz (S), Penn State	2012
Prevision, Willington (DL), Rutgers	2020-21
Price, Brian (DL), Texas San Antonio	2016, 20
Pringle, Raysean (CB), Southern Utah	2017
Purify, Bobby (RB), Colorado	2005
Ramsey, Randy (LB), Arkansas	2019
Randolph, Dane (T), Maryland	2009
Raymond, Dax (TE), Utah State	2020
Redding, Teo (WR), Bowling Green	2018
Redmond, Will (CB), Mississippi State	2018
Reilly, Mike (QB), Central Washington	2009
Renfrow, Justin (T), Miami (Fla.)	2014
Rice, Frank (WR), Colorado State	2003
Ringo, Christian (DT), Louisiana-Lafayette	2015
Rivera, Mike (LB), Kansas	2010
Roberts, Greg (LB), Baylor	2020
Roberts, Seth (WR), West Alabama	2020
Robertson, Chris (RB), Houston	2004
Robinson, Antonio (WR), Nicholls State	2010
Robinson, James (RB), Illinois State	2023
Robinson, Luther (DT), Miami (Fla.)	2014
Robinson, Michael (CB), Hampton	1996
Rolle, Jamal (CB), Catawba	2013-14
Roths, James (CB), Shepherd	2001
Ross, Brandian (CB), Youngstown State	2011-12
Ross, Jay (NT), East Carolina	2010
Ross, Jeremy (WR), California	2012
Rotherham, Matt (G), Pittsburgh	2015
Rowe, Joe (CB), Virginia	1997
Rush, Anthony (DL), Alabama-Birmingham	2020
Russell, Calvin (WR), Tuskegee	2006
Russell, KeiVarae (CB), Notre Dame	2020
Saine, Brandon (RB), Ohio State	2011
Sam, Lorne (WR), Texas-El Paso	2008
Samuels, Stanford (CB), Florida State	2020
Sandland, Beau (TE), Montana State	2016
Sands, Terrell (DT), Tennessee-Chattanooga	2002-03
Sapp III, Benny (S), Northern Iowa	2023
Schau, Tom (C/G), Illinois	2000
Scheurman, Ross (RB), Lafayette	2015
Schroeder, Bill (WR), Wisconsin-La Crosse	1994, 96
Scott, Caleb (WR), Vanderbilt	2020
Scott, Chris (G/T), Tennessee	2012
Scott, Delontae (DL), Southern Methodist	2020
Scott, Walter (DE), East Carolina	1996
Sebetik, Kyle (DB), Dayton	2015
Sedoris, Chris (C/G), Purdue	1996
Settles, Tawambi (CB), Duke	1998
Seymour, Bill (FB/TE), Michigan	2002
Sheldon, Brady (LB), Ferris State	2018-19
Shepherd, Darius (WR), North Dakota State	2019-20
Shiver, Stan (S), Florida State	1989
Shorts, Pete (DE), Illinois State	1990
Showell, Malcolm (DE), Delaware State	1993
Simmons, Charlie (WR), Georgia Tech	1995
Simon, Dean (DL), Northwestern State	2018
Simpkins, Maurice (LB), Coastal Carolina	2010
Slayton, Chris (DL), Syracuse	2022-23
Smith, Art (S), Northeastern	2004
Smith, Emory (FB), Clemson	1997
Smith, Orwin (RB), Georgia Tech	2013
Smith, Terrance (WR), South Carolina State	2010
Smith, Tremon (CB), Central Arkansas	2019
So'oto, Vic (LB), Brigham Young	2012
St. Brown, Equanimeous (WR), Notre Dame	2021
Stanley, Jayson (CB), Georgia	2021

Steele, Ben (TE), Mesa State	2004
Stenavich, Adam (G), Michigan	2006
Stephenson, Cameron (G), Rutgers	2007
Stewart, Dez (WR), Ohio Dominican	2016
Stoneburner, Jake (TE), Ohio State	2013
Stuber, Tim (G), Colorado State	2002
Swain, Brett (WR), San Diego State	2008
Swiney, Erwin (CB), Nebraska	2002-03
Talley, Ronald (DE), Delaware	2009
Tarver, Hurley (CB), Central Oklahoma	2001-02
Taylor, Malik (WR), Ferris State	2019
Taylor, Patrick (RB), Memphis	2021
Telfort, Kadeem (T), Alabama-Birmingham	2023
Thomas, Ahmad (LB), Oklahoma	2017
Thomas, DQ (LB), Middle Tennessee State	2022
Thomas, Joe (LB), South Carolina State	2014
Thomas, Kiondre (CB), Kansas State	2022-23
Thomas, Wilson (WR), Nebraska	2003
Thompson, Jason (S), Utah	2018
Thompson, Orrin (T), Duke	2006-07
Thompson, Paul (QB), Oklahoma	2007
Thurman, Andrae (WR), Southern Oregon	2004
Tiller, Andrew (G), Syracuse	2013
Tollefson, Dave (DE), Northwest Missouri State	2006
Tolzien, Scott (QB), Wisconsin	2013
Tonyan, Robert (TE), Indiana State	2017
Toribio, Anthony (DT), Carson-Newman	2008-09
Toy, Maury (RB), UCLA	1992
Triner, Zach (LS), Assumption	2017
Tucker, Jason (WR), Texas Christian	1998
Tyler, Marc (RB), Southern California	2012
Van Lanen, Cole (G/T), Wisconsin	2021
Van Roten, Greg (G), Pennsylvania	2012
Vanderlin, Drew (DE), Michigan Tech	2012
Vaughters, James (LB), Stanford	2015
Vermiglio, Jake (G), North Carolina State	2011
Vines, Scottie (WR), Wyoming	2003
Vitale, Danny (FB), Northwestern	2018
Vujnovich, Jeremy (T), Louisiana College	2014-15
Wachholz, Kyle (QB/TE), Southern California	1996-97
Walker, Johnny (WR), Texas	1991
Walker, Josh (G), Middle Tennessee State	2014
Walker, Tyrone (WR), Illinois State	2013
Ward, Tim (LB), Old Dominion	2022
Warner, Josh (G), Brockport State	2002
Washburn, Cliff (T), The Citadel	2007
Waters, Herb (WR/CB), Miami (Fla.)	2016
Weber, Mike (RB), Ohio State	2020
Weib, Kristian (LB), Iowa	2023
Wells, Scott (C), Tennessee	2004
West, Chastin (WR), Fresno State	2010-11
Westbrook, Dede (WR), Oklahoma	2022
White, Corey (FB), Alabama-Birmingham	2007
White, Kerrith (RB), Florida Atlantic	2002
White, Mitch (T), Oregon State	2002
White, Myles (WR), Louisiana Tech	2013-14
White, Reggie (RB), Oklahoma State	2002
Whitehead, Jermaine (S), Auburn	2016-17
Wilborn, Ray (LB), Ball State	2021-22
Wilkins, Manny (QB), Arizona State	2019
Williams, Dexter (RB), Notre Dame	2020
Williams, Ed (WR), Fort Hays State	2015
Williams, Gerald (WR), Oklahoma	1999-2000
Williams, Jay (DE), Wake Forest	1994
Williams, Johnny (LB), Kentucky	2010
Williams, Patrick (WR), Colorado	2009
Williams, Tim (LB), Alabama	2019
Williams, Tramon (CB), Louisiana Tech	2006, 20
Williams, Walter (RB), Grambling State	2004
Williams, Wendell (S), Louisiana-Lafayette	2004
Wilson, Joel (TE), Central Michigan	2023
Wilson, Ray (S), New Mexico	1994
Winfree, Juwann (WR), Colorado	2020-22
Winn, Billy (DL), Boise State	2020
Winslow, Ryan (F), Pittsburgh	2020
Wirtel, Steven (LS), Iowa State	2021
Wisnom, Jerron (CB), Louisiana Tech	2005
Wolf, Ethan (TE), Tennessee	2018-19
Wood, Joe (K), Air Force	1995
Woodfin, Zac (LB), Alabama-Birmingham	2005
Woolfork, Ronnie (LB), Colorado	1995
Wynn, DeShawn (RB), Florida	2008
Yancey, DeAngelo (WR), Purdue	2017-18
Young, Christian (LB), Arizona	2023
Young, Curtis (LB/DE), Cincinnati	2010
Young, David (S), Georgia Southern	2004
Zolman, Greg (QB), Vanderbilt	2002

SIGNIFICANT TRADES, 1957-2024

Year		Coach/GM
1957	T Norm Masters with three others from Detroit for QB Tobin Rote	Lisle Blackburn
1958	Third-round draft choice (FB Ray Nitschke) from N.Y. Giants for DE John Martinkovic	Ray McLean
1959	G Fred "Fuzzy" Thurston from Baltimore Colts for LB Marv Matuzak	Vince Lombardi
	HB Emren Tunnell from N.Y. Giants for cash	Vince Lombardi
	QB Lamar McHan from Chicago Cardinals for undisclosed draft choice (1960 third-round)	Vince Lombardi
	HB Lew Carpenter with E Bill Quinlan from Cleveland Browns for E Billy Howton	Vince Lombardi
	DT Henry Jordan from Cleveland Browns for 1960 fourth-round draft choice	Vince Lombardi
	HB Bob Freeman from Cleveland Browns for 1960 fifth-round draft choice	Vince Lombardi
1960	DE Willie Davis from Cleveland Browns for E A.D. Williams	Vince Lombardi
1961	QB John Roach from Cleveland Browns for 1962 third-round draft choice	Vince Lombardi
1964	LB Lee Roy Caffey from Philadelphia with first-round draft choice for C Jim Ringo and FB Earl Gros	Vince Lombardi
1965	K Don Chandler from N.Y. Giants for draft choice	Vince Lombardi
	E Carroll Dale from L.A. Rams for LB Dan Currie	Vince Lombardi
1966	First-round draft choice (FB Jim Grabowski) from Detroit for E Ron Kramer	Vince Lombardi
	First-round draft choice (C/G Bob Hyland) from Pittsburgh for T Lloyd Voss and E Tony Jeter	Vince Lombardi
1967	FB Ben Wilson from L.A. Rams for 1968 second-round draft choice	Vince Lombardi
1968	DE Leo Carroll from Atlanta for WR Bob Long	Vince Lombardi
	T Francis Peay from N.Y. Giants for LB Tommy Crutcher and T Steve Wright	Vince Lombardi
1969	1971 fifth-round draft choice (DE Donnell Smith) from Washington for S Tom Brown	Phil Bengtson
	1970 fourth-round draft choice (K Skip Butler) from Baltimore Colts for DT Ron Kostechnik	Phil Bengtson
	1970 10th-round draft choice (TE Frank Patrick) from Washington for DE Leo Carroll	Phil Bengtson
1970	1970 first-round draft choice (DT Mike P. McCoy) from Chicago Bears for	
	C/G Bob Hyland, HB Elijah Pitts and LB Lee Roy Caffey	Phil Bengtson
	WR Jack Glancy from Miami for TE Marv Fleming	Phil Bengtson
	TE John Hilton from Pittsburgh for DB John Rowser	Phil Bengtson
	C Malcolm Walker and DE Clarence Williams from Dallas for CB Herb Adderley	Phil Bengtson
	C Ken Mendenhall from Atlanta for DE Francis Winkler	Phil Bengtson
	DT Kevin Hardy from San Francisco for 1971 second-round draft choice	Phil Bengtson
	Cash from Atlanta for TE Ron Jones	Phil Bengtson
1971	DE Alden Roche and Broncos' position in first round of 1971 draft (up to No. 9 for RB John Brockington)	Dan Devine
	from Denver for QB Don Horn	
	1971 second-round draft choice (RB Virgil Robinson) and 1972 sixth-round draft choice (RB Bob Hudson)	
	from Los Angeles Rams for RB/KR Travis Williams	Dan Devine
	QB Zeke Bratkowski from Minnesota for 1972 third-round draft choice	Dan Devine
	C Cal Withrow from San Diego for 1972 17th-round draft choice	Dan Devine
	1972 first-round draft choice (QB Jerry Tagge) from San Diego for DT Kevin Hardy	Dan Devine
	LB Tommy Crutcher from L.A. Rams for 1973 fourth-round draft choice	Dan Devine
1972	RB MacArthur Lane from St. Louis Cardinals for RB Donny Anderson	Dan Devine
	S Jim Hill from San Diego for DT Lionel Aldridge and 1974 third-round draft choice	Dan Devine
	1974 sixth-round draft choice (RB Don Woods) from Chicago Bears for QB Zeke Bratkowski	Dan Devine
	P Ron Widby and CB Ike Thomas from Dallas for 1973 second-round draft choice	Dan Devine
	G Malcolm Snider from Atlanta for RB Dave Hampton	Dan Devine
1973	DE Aaron Brown from Kansas City for T Francis Peay	Dan Devine
	1975 second-round draft choice (G Bill Bain) from Washington for LB Dave Robinson	Dan Devine
	DT Carleton Oats from Oakland for DT Vern Vanoy and 1973 fifth-round draft choice	Dan Devine
	1974 eighth-round draft choice (S Ned Guillet) from New Orleans for TE Len Garrett	Dan Devine
	QB Jim Del Gaizo from Miami for 1974 second-round and 1975 second-round draft choices	Dan Devine
1974	QB Jack Cannon from Dallas for 1975 fifth-round draft choice	Dan Devine
	DT Steve Okoniewski and RB Pete Van Valkenburg from Buffalo for QB Scott Hunter	Dan Devine
	LB Ted Hendricks and 1975 second-round draft choice (later sent to L.A. Rams in John Hadl trade)	
	from Baltimore Colts for LB Tom MacLeod and 1975 eighth-round draft choice	Dan Devine
	T Harry Schuh from L.A. Rams for 1975 sixth-round draft choice	Dan Devine
	1975 third-round draft choice (RB Willard Harrell) from San Diego for DT Bob Brown	Dan Devine
	G Bruce Van Dyke from Pittsburgh for future draft choice (1976 third-round)	Dan Devine
	1975 third-round draft choice (later traded to Kansas City) from N.Y. Giants for QB Jim Del Gaizo	Dan Devine
	QB Dean Carlson from Kansas City for 1975 third-round draft choice (through N.Y. Giants)	Dan Devine
	QB John Hadl from L.A. Rams for first-, second- and third-round choices in 1975, and first- and second-round choices in 1976	Dan Devine
1975	1976 third-round draft choice (DB Mike C. McCoy) from Kansas City for RB MacArthur Lane	Bart Starr
	1976 fourth-round draft choice (later traded to Houston Oilers in Lynn Dickey deal)	
	from Philadelphia for G Bill Lueck	Bart Starr
04/02/76	QB Lynn Dickey from Houston Oilers for QB John Hadl, DB Ken Ellis, 1976 fourth-round draft choice (through Philadelphia) and 1977 third-round draft choice	Bart Starr
08/18/76	DE Bob Barber from Pittsburgh for 1977 fourth-round draft choice	Bart Starr
08/26/76	WR Ollie Smith from Oakland for 1977 12th-round draft choice	Bart Starr
08/31/76	1977 third-round draft choice (G Rick Scribner) from Denver for G Bill Bain	Bart Starr
09/06/76	1978 10th-round draft choice (C Mark Totten) from N.Y. Giants for K Joe Danelo	Bart Starr
09/21/76	LB Don Hansen from Seattle for cash	Bart Starr
05/05/77	RB Terdell Middleton from St. Louis Cardinals for DB Perry Smith	Bart Starr
09/12/77	DL Herb McMath, 1978 first-round draft choice (LB John Anderson) and 1979 fourth-round draft choice (later sent to Washington) from Oakland for DT Mike P. McCoy	Bart Starr
05/02/78	1978 fifth-round draft choice (RB Willie Wilder) from Pittsburgh for DT Dave Pureifory	Bart Starr
05/04/78	1979 eighth-round draft choice (WR Ron Cassidy) from San Francisco for G/T Steve Knutson	Bart Starr

06/07/78	DT Carl Barzilauskas from N.Y. Jets for 1979 fourth- and fifth-round draft choices	Bart Starr
08/04/78	T Tim Stokes from Washington for 1979 fourth-round draft choice (through Oakland)	Bart Starr
08/15/78	Crk Nuzum from L.A. Rams for 1980 fifth-round draft choice	Bart Starr
04/26/79	1979 seventh-round draft choice (LB Rich Wingo) and 1980 first-round draft choice (LB George Cumby) from San Diego for CB Willie Buchanan	Bart Starr
08/14/79	C Mike Wellman from L.A. Rams for 1981 fifth-round draft choice	Bart Starr
08/18/81	S Frank Reed from Atlanta for S Steve Luke	Bart Starr
09/17/81	WR John Jefferson from San Diego for WR Aundra Thompson , 1982 second-round draft choice, 1983 first-round draft choice and 1984 second-round draft choice; teams also traded positions in 1982 draft	Bart Starr
06/10/82	First-round draft choice (CB Tim Lewis) from Pittsburgh for DL Bruce Clark	Bart Starr
08/29/82	1983 10th-round draft choice (WR Byron Williams) from Houston Oilers for T Mark Koncar	Bart Starr
07/28/83	1984 12th-round draft choice (WR Lenny Taylor) from San Diego for G Derrel Gofourth	Bart Starr
07/17/84	1985 seventh-round draft choice (LB Eric Wilson) from Minnesota for K Jan Stenerud	Forrest Gregg
04/26/85	QB Scott Brunner from Denver for 1986 sixth-round draft choice	Forrest Gregg
04/30/85	1985 first-round draft choice (T Ken Ruettgert) and 1986 fourth-round draft choice (LB Tim Harris) from Buffalo for first- and second-round draft choices in 1985	Forrest Gregg
08/20/85	WR Preston Dennard from Buffalo for 1986 12th-round draft choice	Forrest Gregg
08/26/85	1986 sixth-round draft choice (LB Burnell Dent) from St. Louis Cardinals for QB Scott Brunner	Forrest Gregg
09/04/85	G/T Mike Obrovac from Cincinnati for 1986 11th-round draft choice	Forrest Gregg
09/05/85	DB Mossy Cade from San Diego for 1986 first-round draft choice and fifth-rounder (conditional) in 1987	Forrest Gregg
09/19/85	Rights for G Tom Robison (Browns choice in 1984 USFL supplemental draft) and 1987 seventh-round draft choice (P Bill Smith) from Cleveland Browns for WR John Jefferson	Forrest Gregg
08/19/86	TE Dan Ross from Seattle for 1987 12th-round draft choice	Forrest Gregg
09/30/86	1987 12th-round draft choice (DB Norman Jefferson) from N.Y. Giants for WR/KR Phil McConkey	Forrest Gregg
04/14/87	1987 third-round draft choice (WR Frankie Neal) and 1988 fourth-round draft choice (NT Rollin Putzier) from L.A. Raiders for WR James Lofton	Forrest Gregg/Tom Braatz
04/28/87	1987 second- (LB Johnny Holland) and third-round (LB Scott Stephen) draft choices from Atlanta for 1987 second-round draft choice	Forrest Gregg/Tom Braatz
08/26/87	DB Dave Brown from Seattle for 1988 11th-round draft choice	Forrest Gregg/Tom Braatz
04/23/89	RB Herman Fotenot from Cleveland with Browns' 1989 third-round draft choice (QB Anthony Dilweg), Patriots' 1989 fifth-round draft choice (RB Vince Workman) and Browns' 1990 first-round draft choice (LB Tony Bennett) for Packers' second- and fifth-round draft choices in 1989	Lindy Infante/Tom Braatz
10/09/90	1991 seventh-round draft choice (LB Frank Blevins) from Cleveland Browns for RB Brent Fullwood	Lindy Infante/Tom Braatz
04/21/91	1991 first-round draft choice (CB Vinnie Clark) and 1992 first-round draft choice (17th overall, later dealt to Atlanta in Brett Favre trade) from Philadelphia for 1991 first-round draft choice	Lindy Infante/Tom Braatz
04/22/91	1991 third-round draft choice (RB Chuck Webb) from San Francisco for 1991 fourth- and fifth-round draft choices	Lindy Infante/Tom Braatz

PACKERS TRADES INVOLVING FIRST-ROUND DRAFT PICKS, 1966-2024

1966	First-round choice (FB Jim Grabowski) from Detroit for E Ron Kramer	Vince Lombardi
	First-round choice (C/G Bob Hyland) from Pittsburgh for T Lloyd Voss and E Tony Jeter	Vince Lombardi
1970	1970 first-round choice (DT Mike P. McCoy) from Chicago Bears for C/G Bob Hyland , HB Elijah Pitts and LB Lee Roy Caffey	Phil Bengtson Dan Devine
1971	1972 first-round choice (QB Jerry Tagge) from San Diego for DT Kevin Hardy	Dan Devine
1974	QB John Hadl from L.A. Rams for first-, second- and third-round choices in 1975, and first- and second-round choices in 1976	Dan Devine
09/12/77	DL Herb McMath , 1978 first-round choice (LB John Anderson) and 1979 fourth-round choice (later sent to Washington) from Oakland for DT Mike P. McCoy	Bart Starr
04/26/79	1979 seventh-round choice (LB Rich Wingo) and 1980 first-round choice (LB George Cumby) from San Diego for DB Willie Buchanan	Bart Starr
09/17/81	WR John Jefferson from San Diego for WR Aundra Thompson , 1982 second-round choice, 1983 first-round choice and 1984 second-round choice; teams also traded positions in 1982 draft	Bart Starr
06/10/82	First-round choice (CB Tim Lewis) from Pittsburgh for DL Bruce Clark	Bart Starr
04/30/85	1985 first-round choice (T Ken Ruettgert) and 1986 fourth-round choice (LB Tim Harris) from Buffalo for 1985 first- and second-round choices	Forrest Gregg
09/05/85	DB Mossy Cade from San Diego for 1986 first-round choice and fifth-rounder (conditional) in 1987	Forrest Gregg
04/23/89	1990 first-round choice (LB Tony Bennett) from Cleveland for 1989 second-round choice	Lindy Infante/Tom Braatz
04/21/91	1991 first-round choice (CB Vinnie Clark) and 1992 first-round choice (17th overall, later dealt to Atlanta in Favre trade) from Philadelphia for 1991 first-round choice	Lindy Infante/Tom Braatz
02/11/92	QB Brett Favre from Atlanta for 1992 first-round choice (17th overall, through Phil.; Atlanta then dealt choice to Dallas for 19th selection and fourth-round 1992 choice; Dallas chose CB Kevin Smith with No. 17)	Ron Wolf
04/25/93	1993 first- (S George Teague) and fourth-round (later dealt to Chi. Bears) choices from Dallas for four 1993 Packers choices; both Packers' second-round choices (including one through San Francisco), a fourth-rounder (through Atlanta) and an eighth-round choice	Ron Wolf
04/24/94	1994 first-round choice (G Aaron Taylor) from Miami for 1994 first- and third-round choices	Ron Wolf
04/22/95	1995 first-round supplemental choice (DB Draig Newsum) and 1995 third- (DT Darius Holland) and sixth-round (WR Charlie Simmons) choices from Carolina for 1995 first- and sixth-round choices	Ron Wolf
04/18/98	1998 first-round choice (DT Vonnie Holliday) from Miami for 1998 first- and second-round choices	Ron Wolf
03/05/01	2001 first- (DE Jamal Reynolds) and third-round (LB Torrance Marshall) choices from Seattle for QB Matt Hasselbeck and 2001 first-round choice	Ron Wolf
04/20/02	2002 first-round choice (WR Javon Walker) and 2002 fifth-round choice (DE Aaron Kampman) from Seattle for 2002 first- and second-round choices	Mike Sherman
04/26/08	2008 second-round choice (WR Jordy Nelson) and fourth-round choice (later traded to N.Y. Jets) from N.Y. Jets for 2008 first-round choice (No. 30 overall)	Ted Thompson
04/25/09	2009 first-round choice (LB Clay Matthews) and fifth-round choice (T Jamon Meredith) from New England for 2009 second- and two third-round choices	Ted Thompson
04/27/17	2017 second-round choice (CB Kevin King) and fourth-round choice (LB Vince Biegel) from Cleveland for 2017 first-round choice	Ted Thompson
04/26/18	2018 first-round choice (later traded to Seattle) and fifth-round choice (later traded to Carolina) and 2019 first-round choice from New Orleans for 2018 first-round choice (No. 14 overall)	Brian Gutekunst
04/26/18	2018 first-round choice (CB Jaire Alexander) and 2018 seventh-round choice (LB Kendall Donnerson) from Seattle for 2018 first-, third- and sixth-round choices	Brian Gutekunst
04/25/19	2019 first-round choice (S Darnell Savage) from Seattle for 2019 first-round choice and two fourth-round choices	Brian Gutekunst
04/23/20	2020 first-round choice (QB Jordan Love) from Miami for 2020 first- and fourth-round choices	Brian Gutekunst
03/18/22	2022 first- and second-round choices from Las Vegas for WR Davante Adams	Brian Gutekunst
04/26/23	2023 first-, second- and sixth-round choices and a 2024 conditional second-round choice from N.Y. Jets for QB Aaron Rodgers and 2023 first- and fifth-round choices	Brian Gutekunst

04/22/91	1991 third- (DE Don Davey) and fifth-round draft choices (later dealt to Miami) from N.Y. Jets for 1991 third-round draft choice	Lindy Infante/Tom Braatz
04/22/91	1991 fifth- (P Jeff Fite) and sixth-round (C Joe Garten) draft choices from Miami for 1991 fifth-round draft choice (through N.Y. Jets)	Lindy Infante/Tom Braatz
08/26/91	Future undisclosed draft choice from Atlanta for K Brad Daluiso	Lindy Infante/Tom Braatz
09/30/91	1992 second-round draft choice (later dealt back to 49ers for Mike Holmgren) and 1993 second-round draft choice (later dealt to Cowboys) from San Francisco for LB Tim Harris	Lindy Infante/Tom Braatz
02/01/92	T Toote Robbins from Phoenix Cardinals for 1992 sixth-round draft choice	Ron Wolf
02/11/92	QB Brett Favre from Atlanta for 1992 first-round draft choice (17th overall, through Phi.; Atlanta then dealt choice to Dallas for 19th selection and fourth-round draft choice in 1992)	Ron Wolf
04/26/92	1992 fourth- (RB Edgar Bennett), fifth- (WR Orlando McKay) and sixth-round (TE Mark Chmura) draft choices from San Francisco for 1992 fourth- and eighth-round draft choices	Ron Wolf
04/27/92	1992 seventh- (WR Chris Holder) and ninth-round (NT Shazzon Bradley) draft choices from Los Angeles Raiders (through Dallas) for 1992 seventh-round draft choice	Ron Wolf
08/19/92	CB Dave McCloughan from Indianapolis for 1993 sixth-round draft choice	Ron Wolf
03/31/93	RB John Stephens from New England for 1993 fourth-round draft choice	Ron Wolf
04/05/93	QB Ken O'Brien from N.Y. Jets for 1993 fifth-round draft choice	Ron Wolf
04/25/93	1993 third-round draft choice (T Earl Dotson , through New Orleans) and 1993 sixth-round draft choice (T Paul Hutchins) from L.A. Raiders for 1993 third-round draft choice	Ron Wolf
04/25/93	1993 first- (S George Teague) and fourth-round (later dealt to Chi. Bears) draft choices from Dallas for four 1993 Packers draft choices: both Packers' second-round choices (including one through San Francisco), a fourth-round draft choice (through Atlanta), and an eighth-round draft choice	Ron Wolf
04/26/93	1993 sixth-round draft choice (CB Doug Evans) from Seattle for CB Dave McCloughan	Ron Wolf
08/24/93	G Doug Widell from Denver for 1994 seventh-round draft choice	Ron Wolf
04/24/94	1994 first-round draft choice (G Aaron Taylor) from Miami for 1994 first- and third-round draft choices	Ron Wolf
04/24/94	1994 third-round compensatory choice (RB LeShon Johnson), 1994 fifth-round draft choice (RB Dorsey Levens , through Denver), sixth-round draft choice (LB Ruffin Hamilton , through San Diego) and sixth-round compensatory choice (LB Paul Duckworth , through Philadelphia) from San Francisco for 1994 second-round draft choice	Ron Wolf
04/25/94	1994 fourth-round draft choice (DE Gabe Wilkins , through San Francisco) and sixth-round draft choice (WR Jay Kearney , through Atlanta) from L.A. Raiders for 1994 fourth-round draft choice	Ron Wolf
06/03/94	WR James Milling from Atlanta for DE Lester Archambeau	Ron Wolf
08/28/94	WR Charles Jordan from L.A. Raiders for 1995 fifth-round draft choice	Ron Wolf
03/21/95	WR Mark Ingram from Miami for 1995 fourth-round draft choice	Ron Wolf
03/29/95	TE Keith Jackson and Green Bay's original fourth-round choice from Miami for 1995 second-round draft choice	Ron Wolf
04/22/95	1995 first-round supplemental choice (DB Craig Newsome), and 1995 third- (DT Darius Holland), and sixth-round (WR Charlie Simmons) draft choices from Carolina for 1995 first- and sixth-round draft choices	Ron Wolf
04/22/95	1995 third- (FB William Henderson) and fifth-round (RB Travis Jervey) draft choices from Jacksonville for QB Mark Brunell	Ron Wolf
08/11/95	C Mike Arthur from New England for WR Bill Schroeder and TE Jeff Wilner	Ron Wolf
08/27/95	T Lindsay Knapp from Kansas City for 1996 fifth-round draft choice	Ron Wolf
08/27/95	T Joe Sims from Philadelphia for 1996 sixth-round draft choice	Ron Wolf
06/06/96	RB Robert Baldwin from Atlanta for DB Lenny McGill	Ron Wolf
06/27/96	DB Eugene Robinson from Seattle for DE Matt LaBounty	Ron Wolf
07/17/96	Conditional draft choice from Atlanta for S George Teague	Ron Wolf
04/20/97	1997 seventh-round draft choice (WR Chris Miller) from Oakland for 1997 sixth-round draft choice	Ron Wolf
08/26/97	TE Tyrone Davis from N.Y. Jets for past considerations	Ron Wolf
10/07/97	1998 fifth-round draft choice (WR Corey Bradford) from Kansas City for LB Wayne Simmons	Ron Wolf
04/06/98	Conditional 1999 draft choice (S Chris Akins , seventh round) from St. Louis Rams for QB Steve Bono	Ron Wolf
04/18/98	1998 first-round choice (DT Vonnie Holliday) from Miami for 1998 first- and second-round choices	Ron Wolf



Ron Wolf



Brett Favre

04/19/98	1998 sixth-round draft choice (S Scott McGarrahan) and 1999 sixth-round draft choice (later dealt back to Raiders) from Oakland for 1998 fifth-round draft choice	Ron Wolf
04/23/98	RB Glyn Milburn from Detroit for 1999 seventh-round draft choice	Ron Wolf
05/13/98	DE Vaughn Booker from Kansas City for DT Darius Holland	Ron Wolf
08/21/98	Past considerations from N.Y. Jets for K Brett Conway	Ron Wolf
08/24/98	DE/LS Paul Frase from Jacksonville for 1999 sixth-round draft choice	Ron Wolf
08/30/98	Past considerations from Denver for LB Seth Joyner	Ron Wolf
08/30/98	1999 seventh-round draft choice (WR Donald Driver) from Chicago Bears for RB Glyn Milburn	Ron Wolf
09/29/98	RB Darick Holmes from Buffalo for 1999 fourth-round draft choice	Ron Wolf
04/18/99	1999 fifth-round draft choice (C Craig Heimburger) from Oakland for 1999 sixth-round draft choice and past considerations	Ron Wolf
07/23/99	2001 seventh-round draft choice (later dealt to San Francisco) from St. Louis Rams for LB Mike Morton	Ron Wolf
08/21/99	2000 sixth-round draft choice (later traded to Seattle) from N.Y. Jets for QB Rick Mirer	Ron Wolf
08/31/99	2000 seventh-round draft choice (DT Ron Moore) from Seattle for WR Derrick Cayes	Ron Wolf
09/07/99	2000 fifth-round draft choice (later dealt back to 49ers) from San Francisco for CB Craig Newsome	Ron Wolf
02/24/00	LB David Bowers from Denver for 2001 seventh-round draft choice	Ron Wolf
03/16/00	TE Kaseem Sinceno from Philadelphia for TE Jeff Thomason	Ron Wolf
04/15/00	RB Ahman Green and 2000 fifth-round draft choice (WR/KR Joey Jamison) from Seattle for CB Fred Vinson and 2000 sixth-round draft choice	Ron Wolf
04/16/00	2000 fourth-round draft choice (LB Na'il Diggs) from San Francisco for 2000 fourth- and fifth-round draft choices	Ron Wolf
07/31/00	LB K.D. Williams and 2001 third-round draft choice (later dealt to 49ers) from New Orleans for QB Aaron Brooks and TE Lamont Hall	Ron Wolf
08/15/00	LB Nate Wayne from Denver for 2001 fourth-round draft choice	Ron Wolf
08/26/00	CB/KR Allen Rossum from Philadelphia for 2001 fifth-round draft choice	Ron Wolf
03/05/01	2001 first- (DE Jamal Reynolds) and third-round (LB Torrance Marshall) draft choices from Seattle for QB Matt Hasselbeck and 2001 first-round draft choice	Ron Wolf
04/21/01	2001 second- (WR Robert Ferguson), third- (DB Bhawoh Jue) and fourth-round (G Bill Ferrario) draft choices from San Francisco for 2001 second-, third- and sixth-round draft choices, and Saints' 2001 third-round draft choice (Aaron Brooks trade) and Rams' 2001 seventh-round choice (Mike Morton trade)	Ron Wolf
08/07/01	TE Bobby Collins from Buffalo for DE David Bowers	Mike Sherman
09/02/01	DT Rod Walker from Tennessee for 2002 seventh-round draft choice	Mike Sherman
03/11/02	WR Terry Glenn from New England for 2002 fourth-round draft choice and conditional 2003 pick (fourth-round)	Mike Sherman
04/20/02	2002 first-round draft choice (WR Javon Walker) and 2002 fifth-round draft choice (DL Aaron Kampman) from Seattle for 2002 first- and second-round draft choices	Mike Sherman
02/28/03	CB Al Harris and 2003 fourth-round draft choice from Philadelphia for 2003 second-round draft choice	Mike Sherman
02/28/03	2004 sixth-round draft choice from Dallas for WR Terry Glenn	Mike Sherman
09/03/04	2005 fifth- and sixth-round draft choices from Oakland for S Marques Anderson	Mike Sherman
09/05/04	Conditional 2006 draft choice to Miami for T/G Brad Bedell	Mike Sherman
	DE R-Kal Truluck from Kansas City for fifth- and sixth-round 2005 draft choices	Mike Sherman
10/04/04	QB J.T. O'Sullivan and 2005 second-round draft choice (S Nick Collins) from New Orleans for CB Mike McKenzie and 2006 conditional draft choice (sixth-round)	Mike Sherman
09/03/05	LB Robert Thomas from St. Louis Rams for CB Chris Johnson	Ted Thompson
04/29/06	2006 second-round draft choice from Denver for WR Javon Walker	Ted Thompson
09/13/06	RB Vernand Morency from Houston Texans for RB Samkon Gado	Ted Thompson
09/01/07	RB Ryan Grant from N.Y. Giants for 2008 sixth-round draft choice	Ted Thompson
02/01/08	2008 second-round draft choice (QB Brian Brohm) from Cleveland Browns for DT Corey Williams	Ted Thompson
04/26/08	2008 second-round draft choice (WR Jordy Nelson) and fourth-round draft choice (later traded to N.Y. Jets) from N.Y. Jets for 2008 first-round draft choice	Ted Thompson
08/06/08	2009 conditional draft choice (third-round) from N.Y. Jets for QB Brett Favre	Ted Thompson
04/13/09	Future conditional draft choice (11th seventh-round) from Carolina for LS J.J. Jansen	Ted Thompson
04/25/09	2009 first-round draft choice (LB Clay Matthews) and fifth-round draft choice (T Jason Meredith) from New England for 2009 second- and two third-round draft choices	Ted Thompson
09/05/09	S Derrick Martin from Baltimore Ravens for T Tony Moll	Ted Thompson
10/18/10	S Anthony Smith from Jacksonville for future conditional draft choice	Ted Thompson
09/03/11	Future conditional draft choice (seventh-round) from N.Y. Jets for G Caleb Schlauderaff	Ted Thompson
04/27/12	2012 second-round draft choice (DE Jerel Worthy) from Philadelphia for 2012 second- and fourth-round draft choices	Ted Thompson
04/27/12	2012 second-round draft choice (CB Casey Hayward) from New England for 2012 third- and fifth-round draft choices	Ted Thompson
04/29/16	2016 second-round draft choice (T Jason Spriggs) from Indianapolis for 2016 second-, fourth- and seventh-round draft choices	Ted Thompson
04/27/17	2017 second-round draft choice (CB Kevin King) and fourth-round draft choice (LB Vince Biegel) from Cleveland Browns for 2017 first-round draft choice	Ted Thompson
03/15/18	QB DeShone Kizer and 2018 fourth- and fifth-round draft choices from Cleveland Browns for CB Damarious Randall and 2018 fourth- and fifth-round draft choices	Brian Gutekunst
04/26/18	2018 first- and fifth-round draft choices and 2019 first-round choice from New Orleans for 2018 first-round draft choice	Brian Gutekunst
04/26/18	2018 first-round draft choice (CB Jaire Alexander) and seventh-round draft choice (LB Kendall Donnerson) from Seattle for 2018 first-, third- and sixth-round draft choices	Brian Gutekunst
10/30/18	2019 fourth-round choice from Washington for S Ha Ha Clinton-Dix and 2020 seventh-round choice from Baltimore for RB Ty Montgomery	Brian Gutekunst
04/25/19	2019 first-round draft choice (S Darnell Savage) from Seattle for 2019 first-round choice and two 2019 fourth-round draft choices	Brian Gutekunst
09/03/19	LB B.J. Goodson from N.Y. Giants for future undisclosed draft choice	Brian Gutekunst
04/23/20	2020 first-round draft choice (QB Jordan Love) from Miami for 2020 first- and fourth-round draft choices	Brian Gutekunst
07/28/21	WR Randall Cobb from Houston Texans for 2022 sixth-round draft choice	Brian Gutekunst
09/04/21	P Corey Bojorquez and 2023 seventh-round draft choice from L.A. Rams for 2022 sixth-round draft choice	Brian Gutekunst
03/18/22	2022 first- and second-round draft choices from Las Vegas for WR Davante Adams	Brian Gutekunst
04/29/22	2022 second-round draft choice (WR Christian Watson) from Minnesota for two 2022 second-round draft choices	Brian Gutekunst
04/28/23	2023 first-, second- and sixth-round choices and a 2024 conditional second-round choice from N.Y. Jets for QB Aaron Rodgers and 2023 first- and fifth-round choices	Brian Gutekunst

FREE AGENTS SIGNED & LOST, 1989-2024

PLAN B FREE AGENTS, 1989-92

SIGNED

- 1989: **G Billy Ard**, **T Mike Ariey**, NT Doug Bartlett, **WR Carl Bland**, P Maury Buford, **C Blair Bush**, **C James Campen**, LB Kurt Crain, **FB Michael Haddix**, RB Darryl Harris, RB Bobby Howard, LB Todd Howard, **CB Van Jakes**, TE Brent Novoselsky, K Kirk Roach, RB Jeff Smith, **TE John Spagnola**, **CB Mickey Sutton**, TE Gary Wilkins, NT Toby Williams.
- 1990: LB Aaron Chubb, LB Greg Clark, DE James Cries, TE Donnie Dee, RB Paul Frazier, TE William Harris, P Dale Hatcher, **CB Jerry Holmes**, WR Flip Johnson, LB M.L. Johnson, DL Shawn Miller, **WR Clarence Weathers**, C/G George Yarno.
- 1991: **T/G Louis Cheek**, **LB Greg Clark**, T/G Glenn Derby, CB Ventson Donelson, **FB Derrick Douglas**, **S Tim Hauck**, **T Scott Jones**, TE Brian Kinchen, **LB Kurt Larson**, **CB Roland Mitchell**, **FB Allen Rice**, **RB Vai Sikahema**, **QB Mike Tomczak**.

- 1992: **WR Sanjay Beach**, **CB Lewis Billups**, **LB Jeff Brady**, NT Frank Conover, LB Mike McDonald, **WR Kitrick Taylor**, T David Viane, S Charles Washington, **S Adrian White**, **C/G Frank Winters**.

*players who made squad in bold



Winters

LOST

- 1989: DE Alphonso Carreker (Denver), T Steve Collier (N.Y. Jets), RB Patrick Collins (Cleveland), RB Kenneth Davis (Buffalo), C Kani Kauahi (Phoenix), S Chris Mandeville (Washington), CB Gary Richard (Pittsburgh), T Tommy Robison (Atlanta).
- 1990: WR Aubrey Matthews (Detroit), S Ken Stills (Minnesota).
- 1991: TE Craig Hudson (Dallas), T Alan Veingrad (Dallas).
- 1992: WR Erik Ahlfloer (San Diego), LB Reggie Burnette (Tampa Bay), C Blair Bush (L.A. Rams), T Steve Gabbard (Washington), WR Jeff Query (Houston), RB/KR Vai Sikahema (Philadelphia).

SIGNIFICANT ROOKIE FREE-AGENT SIGNINGS

B Myrt Basing	23	Curly Lambeau
B/P Verne Lewellen	24	Curly Lambeau
QB Arnie Herber	30	Curly Lambeau
B Hank Bruder	31	Curly Lambeau
E Milt Gantenbein	31	Curly Lambeau
B Clarke Hinkle	32	Curly Lambeau
G/B Buckets Goldenberg	33	Curly Lambeau
B Bob Monnett	33	Curly Lambeau
HB Joe Laws	34	Curly Lambeau
E Don Hutson	35	Curly Lambeau
E Carl Mulleneaux	38	Curly Lambeau
FB Ted Fritsch	42	Curly Lambeau
*S Willie Wood	60	Vince Lombardi
S Johnnie Gray	75	Bart Starr
TE Paul Coffman	78	Bart Starr
S Mark Murphy	80	Bart Starr
LB Randy Scott	81	Bart Starr
TE Ed West	84	Forrest Gregg
LB Mike Weddington	86	Forrest Gregg
CB Lenny McGill	94	Ron Wolf
QB Kurt Warner	94	Ron Wolf
G Joe Andruzzi	97	Ron Wolf
LB Jude Waddy	98	Ron Wolf
T Kevin Barry	02	Mike Sherman
RB Tony Fisher	02	Mike Sherman
DE Cullen Jenkins	03	Mike Sherman
FB Vonta Leach	04	Mike Sherman
DE Jason Hunter	06	Ted Thompson
G/C Evan Dietrich-Smith	09	Ted Thompson
CB Sam Shields	10	Ted Thompson
LB Frank Zombo	10	Ted Thompson
S M.D. Jennings	11	Ted Thompson
LB Jamari Lattimore	11	Ted Thompson
T/G Don Barclay	12	Ted Thompson
WR Jarrett Boykin	12	Ted Thompson
LB Andy Mulumba	13	Ted Thompson
G Lane Taylor	13	Ted Thompson
LB Jayrone Elliott	14	Ted Thompson
DT Mike Pennel	14	Ted Thompson
TE Justin Perillo	14	Ted Thompson
LB Joe Thomas	14	Ted Thompson
CB LaDarius Gunter	15	Ted Thompson
S Kentrell Brice	16	Ted Thompson
S Marvin Evans	16	Ted Thompson
P Justin Vogel	17	Ted Thompson
QB Tim Boyle	18	Brian Gutekunst
LB James Crawford	18	Brian Gutekunst
S Raven Greene	18	Brian Gutekunst
DL Tyler Lancaster	18	Brian Gutekunst
T Yosh Nijman	19	Brian Gutekunst
LB Krys Barnes	20	Brian Gutekunst
RB Patrick Taylor	20	Brian Gutekunst
WR Malik Heath	23	Brian Gutekunst

*—wrote to Packers for tryout

NOTABLE VETERAN FREE-AGENT SIGNINGS

T Cub Buck	20 (Ganton)	Curly Lambeau
C Jug Earp	22 (Rock Island)	Curly Lambeau
E Lavvie Dilweg	27 (Milw)	Curly Lambeau
FB Bo Molenda	28 (NY Yankees)	Curly Lambeau
T Cal Hubbard	29 (NYG)	Curly Lambeau
B J. (Blood) McNally	29 (Pottsville)	Curly Lambeau
G Mike Michalske	29 (NY Yankees)	Curly Lambeau
G/T Tiny Engbreetsen	34 (Brooklyn)	Curly Lambeau
E Gary Knafecl	54 (ChiC)	Lisle Blackburn
HB Jesse Whittenon	58 (ChiB)	Ray McLean
QB Zeke Bratkowski	63 (LAPM)	Vince Lombardi
DB/P Jerry Norton	63 (SILC)	Vince Lombardi
NT Jerry Boyarsky	86 (Buf)	Forrest Gregg
S Tiger Greene	86 (Atl)	Forrest Gregg
TE Clint Didier	88 (Was)	LInfante/T. Braatz
WR Perry Kemp	88 (CleB)	LInfante/T. Braatz
NT Bob Nelson	88 (TB)	LInfante/T. Braatz
CB Ron Pitts	88 (Buf)	LInfante/T. Braatz
QB Doug Pederson	95 (Mia)	Ron Wolf
WR Don Beebe	96 (Car)	Ron Wolf
LS Rob Davis	97 (ChiB)	Ron Wolf
LB Hardy Nickerson	02 (Jax)	Mike Sherman
TE Donald Lee	05 (Mia)	Ted Thompson
WR Koren Robinson	06 (Min)	Ted Thompson
LS Brett Goode	08 (Jax)	Ted Thompson
LB Erik Walden	10 (Mia)	Ted Thompson
LB Julius Peppers	14 (ChiB)	Ted Thompson
TE Jared Cook	16 (SILR)	Ted Thompson
CB Davon House	17 (Jax)	Ted Thompson
TE Lance Kendricks	17 (LAPM)	Ted Thompson
TE Marcedes Lewis	18 (Jax)	Brian Gutekunst
T/G Byron Bell	18 (DalC)	Brian Gutekunst
LB Christian Kirksey	20 (Cle)	Brian Gutekunst
T Rick Wagner	20 (Det)	Brian Gutekunst
LB De'Vondre Campbell	21 (Ari)	Brian Gutekunst
CB Corey Ballentine	22 (Det)	Brian Gutekunst
S Rudy Ford	22 (Jax)	Brian Gutekunst
S Dallin Leavitt	22 (LV)	Brian Gutekunst
CB Keisean Nixon	22 (LV)	Brian Gutekunst
LB Eric Wilson	22 (NO)	Brian Gutekunst
S Jonathan Owens	23 (HouT)	Brian Gutekunst

NOTABLE WAIVER ACQUISITIONS

DB Doug Hart	63 (SILC)	Vince Lombardi
FB Chuck Mercain	67 (NYG)	Vince Lombardi
WR Jon Staggers	71 (Pit)	Dan Devine
CB/RB Perry Smith	73 (Oak)	Dan Devine
G Keith Uecker	84 (Den)	Forrest Gregg
WR/KR Corey Harris	92 (HouO)	Ron Wolf
WR Ron Lewis	92 (SF)	Ron Wolf
NT Gilbert Brown	93 (Min)	Ron Wolf
WR Anthony Morgan	93 (ChiB)	Ron Wolf
T Gary Brown	94 (Pit)	Ron Wolf
QB Jim McMahon	96 (CleB)	Ron Wolf
WR Andre Rison	96 (Jax)	Ron Wolf
K Ryan Longwell	97 (SF)	Ron Wolf
CB Tod McBride	98 (Sea)	Ron Wolf
DT Grady Jackson	03 (NO)	Mike Sherman
CB Jarrett Bush	06 (Car)	Ted Thompson
FB John Kuhn	07 (Pit)	Ted Thompson
DT Howard Green	10 (NYJ)	Ted Thompson
P Jacob Schum	16 (TB)	Ted Thompson
RB Tyler Ervin	19 (Jax)	Brian Gutekunst

FREE AGENCY

COMMUNITY

ADMIN. & COACHES

VETERANS

DRAFT & FREE AGENTS

2024 REVIEW

FREE AGENCY

LAMBEAU FIELD

MISC.

UNRESTRICTED FREE AGENTS, 1993-2024

SIGNED

- 1993: WR Louis Clark (Seattle), WR Mark Clayton (Miami), G Harry Galbreath (Miami), T Tunch Ilkin (Pittsburgh), NT Bill Maas (Kansas City), S Mike Prior (Indianapolis), DE Reggie White (Philadelphia).
1994: RB Reggie Cobb (Tampa Bay), DE Sean Jones (Houston Oilers), G Guy McIntyre (San Francisco), LB Fred Strickland (Minnesota).
1995: None.
1996: WR Don Beebe (Carolina), LB Ron Cox (Chicago), DT Santana Dotson (Tampa Bay), WR/KR Desmond Howard (Jacksonville).
1997: S Brad Edwards (Atlanta), LS Harper LeBel (Atlanta), WR Qadry Ismail (Minnesota).
1998: DE Eric Curry (Tampa Bay), RB Raymond Harris (Chicago), P Sean Landeta (Tampa Bay), S Pat Terrell (Carolina), T Matt Willig (Atlanta).
1999: LB Anthony Davis (Kansas City), G/C Raleigh McKenzie (San Diego), LB Mike Morton (Oakland).
2000: P Tom Hutton (Miami), DT Russell Maryland (Oakland), LB Mike Morton (St. Louis Rams), DE John Thierry (Cleveland).
2001: None.
2002: DE Joe Johnson (New Orleans).
2003: FB Nick Luchey (Cincinnati), LB Hannibal Navies (Carolina), DE Chukie Nwokorie (Indianapolis), C/G Grey Ruegamer (New England).
2004: S Mark Roman (Cincinnati).
2005: G Adrian Klemm (New England), G Matt O'Dwyer (Tampa Bay).
2006: WR Marc Boerigter (Kansas City), S Marquand Manuel (Seattle), DT Ryan Pickett (St. Louis Rams), LB Ben Taylor (Cleveland), CB Charles Woodson (Oakland).
2007: CB Frank Walker (N.Y. Giants).
2008: LB Brandon Chillar (St. Louis Rams).
2009: C/G Duke Preston (Buffalo).
2010: None.
2011: None.
2012: DE Anthony Hargrove (Seattle), C Jeff Saturday (Indianapolis).
2013: None.
2014: None.
2015: None.
2016: None.
2017: TE Martellus Bennett (New England), G Jahri Evans (New Orleans).
2018: TE Jimmy Graham (Seattle), CB Tramon Williams (Arizona).
2019: S Adrian Amos (Chicago), LB Preston Smith (Washington), LB Za'Darius Smith (Baltimore), G/T Billy Turner (Denver).
2020: WR Devin Funchess (Indianapolis).
2021: None.
2022: P Pat O'Donnell (Chicago), DL Jarran Reed (Kansas City), WR Sammy Watkins (Baltimore).
2023: S Tarvarius Moore (San Francisco), LS Matt Orzech (L.A. Rams).
2024: RB Josh Jacobs (Las Vegas), K Greg Joseph (Minnesota), S Xavier McKinney (N.Y. Giants).



Since the Packers signed landmark free agent DE Reggie White in 1993, Green Bay has posted the NFL's second-best regular-season record at 314-183-2 (.631).

LOST

- 1993: S Chuck Cecil (Phoenix), T Tootie Robbins (New Orleans), RB Vince Workman (Tampa Bay).
1994: LB Tony Bennett (Indianapolis), G Doug Widell (Detroit).
1995: DT Matt Brock (N.Y. Jets), DE Don Davey (Jacksonville), S Tim Hauck (Denver), TE Reggie Johnson (Philadelphia), LB Bryce Paup (Buffalo), G Joe Sims (Philadelphia), RB Darrell Thompson (Chicago), TE Ed West (Indianapolis).
1996: QB Ty Detmer (Philadelphia), G Harry Galbreath (N.Y. Jets), NT John Jurkovic (Jacksonville), LB Fred Strickland (Dallas).
1997: WR/KR Desmond Howard (Oakland).
1998: RB Edgar Bennett (Chicago), CB Mark Collins (Seattle), CB Doug Evans (Carolina), P Craig Hentrich (Tennessee Oilers), WR Terry Mickens (Oakland), S Eugene Robinson (Atlanta), G Aaron Taylor (San Diego), DE Gabe Wilkins (San Francisco).
1999: LB Lamont Hollinquest (Kansas City), RB Darick Holmes (Indianapolis), RB Travis Jervey (San Francisco), DT Bob Kuberski (Atlanta), P Sean Landeta (Philadelphia), CB/S Roderick Mullen (Carolina), QB Doug Pederson (Philadelphia), G Adam Timmerman (St. Louis Rams).
2000: DE Vaughn Booker (Cincinnati), LB Keith McKenzie (Cleveland).
2001: LB Mike Morton (Indianapolis), G Ross Verba (Cleveland).
2002: WR Corey Bradford (Houston Texans), S Billy Jenkins (Buffalo), CB/KR Allen Rossum (Atlanta), WR Bill Schroeder (Detroit), G/T Barry Stokes (Cleveland), DE John Thierry (Atlanta).
2003: DE Vonnie Holliday (Kansas City), DE/DT Billy Lyon (Minnesota), CB Tod McBride (Atlanta).
2004: P Josh Bidwell (Tampa Bay), S Antuan Edwards (Miami).
2005: S Bhawoh Jue (San Diego), G Marco Rivera (Dallas).
2006: RB Tony Fisher (St. Louis Rams), C Mike Flanagan (Houston Texans), LB Paris Lenon (Detroit), K Ryan Longwell (Minnesota), QB Craig Nall (Buffalo), G/C Grey Ruegamer (N.Y. Giants).
2007: DT Kendrick Allen (Cincinnati), RB Ahman Green (Houston Texans), TE David Martin (Miami).
2008: CB Frank Walker (Baltimore Ravens).
2009: DT Colin Cole (Seattle).
2010: LB Aaron Kampman (Jacksonville).
2011: S Atari Bigby (Seattle), G Daryn Colledge (Arizona), FB Korey Hall (New Orleans), RB Brandon Jackson (Cleveland), DE Cullen Jenkins (Philadelphia), G/C Jason Spitz (Jacksonville), S Anthony Smith (Tennessee Titans).
2012: QB Matt Flynn (Seattle), CB Pat Lee (Oakland), C Scott Wells (St. Louis Rams).
2013: WR Greg Jennings (Minnesota), LB Erik Walden (Indianapolis).
2014: C/G Evan Dietrich-Smith (Tampa Bay), WR James Jones (Oakland), T Marshall Newhouse (Cincinnati), DE C.J. Wilson (Oakland).
2015: CB Davon House (Jacksonville), LB Jamari Lattimore (N.Y. Jets), CB Tramon Williams (Cleveland).
2016: CB Casey Hayward (San Diego), QB Scott Tolzien (Indianapolis).
2017: TE Jared Cook (Oakland), DB Micah Hyde (Buffalo), DE/LB Datone Jones (Minnesota), RB Eddie Lacy (Seattle), G T.J. Lang (Detroit), LB Julius Peppers (Carolina), C/G JC Tretter (Cleveland).
2018: S Morgan Burnett (Pittsburgh), WR Jeff Janis (Cleveland), T Ulrick John (New England), TE Richard Rodgers (Philadelphia).
2019: CB Bashaud Breeland (Kansas City), WR Randall Cobb (Dallas), LB Clay Matthews (L.A. Rams), LB Jake Ryan (Jacksonville).
2020: WR Geronimo Allison (Detroit), T Bryan Bulaga (L.A. Chargers), LB Kyler Fackrell (N.Y. Giants), LB B.J. Goodson (Cleveland), LB Blake Martinez (N.Y. Giants), T Jason Sproygs (Chicago), FB Danny Vitale (New England).
2021: DL Montravious Adams (New England), C Corey Linsley (L.A. Chargers), G Lane Taylor (Houston), RB Jamaal Williams (Detroit).
2022: P Corey Bojorquez (Cleveland), LB Oren Burks (San Francisco), G Lucas Patrick (Chicago), WR Equanimeous S. Brown (Chicago), CB Chandon Sullivan (Minnesota), WR Marquese Valdes-Scantling (Kansas City).
2023: WR Allen Lazard (N.Y. Jets), DL Dean Lowry (Minnesota), DL Jarran Reed (Seattle), TE Robert Tonyan (Chicago).
2024: TE Josiah Deguara (Jacksonville), T Yosh Nijman (Carolina), S Jonathan Owens (Chicago), G Jon Runyan (N.Y. Giants), S Darnell Savage (Jacksonville).

RESTRICTED FREE AGENTS, 1993-2024

SIGNED: 1993-2024: None.

LOST: 1993: QB Don Majkowski (Indianapolis); 1994: TE Jackie Harris (Tampa Bay); 1995: CB Corey Harris (Seattle); 1996: WR Charles Jordan (Miami); 1998: RB Aaron Hayden (Philadelphia); 2003: S Matt Bowen (Washington).

TRANSITION-PLAYER DESIGNATIONS (8): 1994: S LeRoy Butler, TE Jackie Harris; 1995: S LeRoy Butler; 1996: S LeRoy Butler; 2000: S LeRoy Butler; 2001: S LeRoy Butler; 2003: DT Cletidus Hunt; 2005: TE Bubba Franks.

FRANCHISE-PLAYER DESIGNATIONS (6): 1998: RB Dorsey Levens; 1999: WR Antonio Freeman; 2004: T Chad Clifton; 2008: DT Corey Williams; 2010: DE Ryan Pickett; 2022: WR Davante Adams.



» LAMBEAU FIELD & MISCELLANEOUS

GO
GO PACK GO
GO

HALLOWED GROUND

One of the most revered stadiums in the country, Lambeau Field this year is hosting its 68th season of football.

A year-round destination venue enjoyed by Packers fans in a variety of ways on a daily basis, it underwent a dramatic facelift from 2000-03 that added a host of new amenities and attractions, carrying the glorious tradition and history of the Packers forward in the "like-new" Lambeau Field. Building upon that success, the venerable stadium underwent a five-year expansion and renovation (2011-15) that saw the debut of the South End in 2013, a new section which closed the south end-zone structure and features approximately 7,000 new seats, including premium seating as well as sponsor and partner areas. Additionally, the stadium's main pre-mium seating areas were updated in a two-year, \$55 million renovation project that was fully complete at the start of the 2017 season.

Featuring the only true "retro" look in the entire league, Lambeau Field through the redevelopment and recent expansion has maintained its heart – the original seating bowl. The same hallowed ground where many of the NFL's greatest moments have transpired continues to exist, a setting in which current players will create incredible memories in future years. Even with the changes over the years, Lambeau maintains its nostalgic and intimate feel with totally unobstructed sightlines. Permeated by history, tradition and mystique, the view from inside can be awe-inspiring.

What was once just a football stadium that fans could use only 10 days during the season is today a Packers cultural center that can be enjoyed throughout the year. Within the five-story Lambeau Field Atrium, located on the stadium's east side, is the Packers Pro Shop; corporate meeting and event facilities for 25 to up to 1,200 people; the Packers Hall of Fame; and a restaurant, 1919 Kitchen & Tap (see pages 584-588 for a full listing of the Atrium dining, entertainment and retail options).

Historic Lambeau Field is the longest continuously occupied stadium in the league – 15 years more than the next-closest venue, GEHA Field at Arrowhead Stadium in Kansas City, at 53 years. In pro sports as a whole, only the Boston Red Sox at Fenway Park (113 seasons) and the Chicago Cubs at Wrigley Field (111 seasons) have longer active home-field tenures.

HUMBLE BEGINNINGS

The stadium that enjoys iconic status today had very humble beginnings.

Originally built at a cost of \$960,000, an amount shared equally by the Packers Corporation and the city of Green Bay, the facility was financed by way of a bond issue that received 2-to-1 voter approval in a municipal referendum conducted April 3, 1956.

Located in southwest Green Bay, surrounded on three sides by the village of Ashwaubenon, Lambeau Field originally was built on farmland, purchased for \$73,305. The stadium's original architect, Somerville Inc., favored the current site because it was sloped, making it perfect to build a bowl.

Dedicated as Green Bay City Stadium on Sept. 29, 1957 – a day that 32,132 fans saw Green Bay topple the hated Chicago Bears, 21-17 – attendees included Vice President Richard Nixon and NFL Commissioner Bert Bell. In 1965, the facility was renamed Lambeau Field following the death of E.L. "Curly" Lambeau, the Packers' co-founder and first coach.

SEATING EXPANSIONS: 1961-95

Prior to the 2003 redevelopment, seven seating additions – all paid for by Green Bay Packers Inc. – increased Lambeau's capacity from its original 32,154 to 38,669 in 1961, to 42,327 in 1963, to 50,852 in 1965 and to 56,263 in 1970.

Construction of 72 initial suites in 1985 moved capacity to 56,926, and a 1990 addition of 36 boxes and 1,920 theater-style club seats changed the number to 59,543.

The seventh seating addition, a \$4.7 million project in 1995, put 90 more suites in the previously open north end zone, for the first time giving the stadium the feel of a complete bowl and upping capacity to 60,890.

MAJOR UPGRADES NEEDED

Even with Lambeau Field's numerous smaller-scale changes and improvements through the years, the stadium was becoming outdated in the 1990s with other new NFL stadiums coming online.

As a publicly owned team, the Packers must generate a

significant amount of income from their home to remain competitive. Challenges with capacity, as well as the need for updated suites plus more club seats, restrooms and concessions, made redevelopment a necessity.

Faced with these challenges, the organization went to work in October 1999, assembling a plan to protect 80 years of Packers history and ensure the club's continued viability. After several feasibility studies and with overwhelming support for renovation, as opposed to building a new stadium, the redevelopment plan was determined to be the proper course of action. Unveiled in January 2000, the plan ultimately won voter approval that September with the hard work of people committed to preserving Green Bay's unique franchise.

"Our fans overwhelmingly asked us to save Lambeau Field," then-President/CEO Bob Harlan said. "This plan accomplishes that while giving the Packers an economic base to build for the future in Green Bay. We want this to be the No. 1 destination in Wisconsin. We're going to build a stadium that the rest of the National Football League wished it had."

Included in the redevelopment were more than 11,600 additional seats (the stadium's eighth addition), including roughly 6,600 more bowl seats, which increased Lambeau's capacity to 73,094 at the time. More than 4,000 of the seats were available for use during the 2002 season with construction ongoing, and capacity fluctuated between 65,290 and 66,110 as the season progressed.

The main concourse, previously so narrow in some places that it had become a safety problem, also was expanded sig-



LAMBEAU AT A GLANCE ...

- **Dedicated:** Sept. 29, 1957; Green Bay 21, Chicago Bears 17
- **Capacity:** 81,041 (present)
73,094 in 2003
65,290 to 66,110 in 2002
60,890 in 2001
32,154 in 1957 (original seating)
- **Original name:** Green Bay City Stadium
- **Original cost:** \$960,000 (paid off in 1978)
- **Renamed:** Rededicated as Lambeau Field, Sept. 11, 1965, following the death of Curly Lambeau the previous June
- **Owner:** City of Green Bay and Green Bay/Brown County Professional Football Stadium District (operated/maintained by the team)
- **Field:** Renovated in 2018, the top level of the field system is 10 inches of root-zone sand and Kentucky bluegrass turf. SisGrass polyethylene fibers are stitched into the surface, providing strength and stability to the field. Fibers extend approximately seven inches below the surface, and are spaced every three-quarters of an inch. Approximately 20 million individual stitches make up the process.
- **Heating system:** Updated in 2018 and contains more than 43 miles of radiant heating pipe, which can maintain a room-zone temperature of 55-plus degrees to keep the ground from freezing during the season's latter months. The first system was put in by Vince Lombardi for the 1967 season (failed during the Ice Bowl).
- **Location:** 1265 Lombardi Ave., southwest Green Bay
- **NFL Championship Games:** Three (1961, 1965 and 1967)
- **Packers' all-time record, Lambeau Field:**

Regular Season:	258-130-6 (.663)
Postseason:	18-7-0 (.720)
Overall:	276-137-6 (.667)



LAMBEAU FIELD UPGRADES

- Stadium capacity is increased to 81,041 in 2014.
 - Stadium capacity is increased from 60,890 in 2001 to 73,094 in 2003.
 - The Packers make 2,000 tickets available per game to Brown County residents 18 and over who do not hold season tickets; the program began in 2003.
 - The season-ticket waiting list, which currently stands at more than 151,000, continues to grow.
-
- 168 state-of-the-art private suites featuring increased square footage and high-end custom finishes.
 - Club seating increased from 1,920 indoor seats to approximately 3,000 indoor and 3,000 outdoor seats.
 - An exclusive club level accessible to suite and club-seat holders on game day. Available to the general public during the year for functions.
 - 20 Terrace Suites in South End feature 12 seats and indoor and outdoor areas.
 - Champions Club features 160 seats high above in the South End.
 - A two-year, \$55 million suite and club-seat area renovation project wrapped up in 2017.
-
- Concession points of sale doubled (to almost 300).
 - Dramatic increase in number of restroom facilities.
 - ADA seating increased from 56 to 876.
 - An upper concourse added and existing concourses widened.
 - Three new gates (Bellin Health, American Family Insurance, Invisalign) added to better serve fans.
 - Enhanced Wi-Fi and cellular systems added in 2015.
 - Currently undergoing a multi-year concourse renovation project to convert several concession stands to efficient grab-and-go stands and add new common spaces.

TICKETS

PREMIUM SEATING

AMENITIES

nificantly in 2002. And a new, upper concourse, complete with concession stands and restrooms, that increases the ease with which fans can move through the facility, fully debuted in 2003 with the project's completion after partial use in 2002.

Concession stands and restrooms were greatly expanded as well. Concession points of sale increased to 281 on the main and upper concourses alone, up from 186. The 2003 project dramatically increased the availability of women's and men's restrooms.

The centerpiece of the redeveloped stadium is the Lambeau Field Atrium, a 376,000-square-foot, five-plus-story structure on the east side. Molson Coors is a partner with the Packers in the Atrium and is the sponsor of the area's main entrance gate, the Miller Lite Gate. Welcoming fans is a glass wall, facing Lombardi Avenue, measuring more than 180 feet long and 80 feet high. Additionally, in July 2002, all of the team's administrative and football-operations offices also relocated to within the Atrium.

Just outside the Atrium is the Robert E. Harlan Plaza, named in honor of the former team CEO (1989-2008). In the space are bronze statues of team founder Curly Lambeau and legendary coach Vince Lombardi. Sculpted by Julie Rotblatt-Amrany (Lombardi) and Omri Amrany (Lambeau) of the Fine Art Studio of Rotblatt-Amrany in Highland Park, Ill., each statue is 14 feet tall and sits atop three feet of steps and a four-foot base. Benches throughout the area make the plaza a great place to sit and soak up the majesty of Lambeau Field.

The Packers' football facilities – a vital element in attracting players in today's ultra-competitive NFL – also were enhanced greatly by the stadium's redevelopment, debuting in time for the 2002 season. The centerpiece of these quarters is a breathtaking, 64-by-120-foot, football-shaped locker room with 64 stately wooden lockers. Another 38 lockers can be found in an adjoining, auxiliary locker room.

The football facility upgrades during the redevelopment also included a much larger athletic training room with all of the latest therapy pools, as well as a permanent X-ray machine, individual position meeting rooms with theater-style seating, a 150-plus-seat team auditorium, a basketball court with a parquet wood floor, and a racquetball court.

Additional benefits realized through the project included a modern system of field lights, a new visiting-team locker room and a larger, more comfortable and modern press box positioned along the sidelines that can seat in excess of 250 media members for a playoff game. The press box was renamed "The Lee Remmel

Press Box" in honor of the late former newspaper sportswriter, Packers public relations director and team historian who had more than 60 years of close association with the organization.

Overall, the project took 32 months to complete and was completed on time – and on budget – with the Packers remaining in Green Bay to play all of their games.

FINANCING THE 2000-03 REDEVELOPMENT

A portion of the 2003 project's \$295 million financing came in the form of a half-cent sales tax in Brown County – where the Packers make their estimated nearly \$300 million annual



2000-03 REDEVELOPMENT FINANCING

- Total cost: \$295 million
- Referendum passed by Brown County voters on Sept. 12, 2000.
- \$160 million in bonds from half-cent sales tax in Brown County.
- \$9.1 million for stadium infrastructure improvements from the state of Wisconsin.
- \$125.9 million from the Packers, the city of Green Bay and the NFL... One-time seat-user fee (\$1,400 for seven-game "Green Package" ticket holders, \$600 for three-game "Gold Package" ticket holders) in 2001... Proceeds contributed from the 1997-98 stock sale and an NFL loan... Additionally, the club pledged to cover any project cost overruns in consideration of its authority to direct the design of the building and stadium construction.

economic impact – that supported more than \$160 million in bonding. Voters approved the support by county-wide referendum on Sept. 12, 2000. (The tax ended on Sept. 30, 2015.) The state of Wisconsin approved funding of an additional \$9.1 million for stadium-infrastructure improvements. The Packers, the city and the NFL contributed \$125.9 million from a one-time seat-user fee (\$1,400 for the six- to seven-game “Green Package” ticket holders, \$600 for the two- to three-game “Gold Package” ticket holders, in 2001), proceeds from the 1997-98 stock sale and an NFL loan. And, the club pledged to cover any project cost overruns in consideration of its authority to direct the design of the building and stadium construction.

The Packers’ contribution to the project ranked as the fifth highest in NFL history at that point. Tommy Thompson, Wisconsin governor at the time, signed into law enabling legislation on May 13, 2000, in a ceremony held on the playing field. Later, on Jan. 3, 2001, the Green Bay/Brown County Professional Stadium District Board approved a new Lambeau Field 30-year lease agreement between the district, the Packers and the city of Green Bay. A groundbreaking ceremony, involving then-Governor Scott McCallum, area dignitaries and Packers officials and players, subsequently was held on May 19, 2001.

TEAM BENEFITS FROM NEW REVENUE STREAMS

The Lambeau Field Atrium, with its many attractions, created an “entertainment district” at the legendary stadium, a concept pioneered at venues like Camden Yards in Baltimore and Progressive Field in Cleveland.

Revenue generated from the Packers Pro Shop, the Packers Hall of Fame, 1919 Kitchen & Tap, the Atrium eateries and Lambeau Field events is essential to the Packers’ long-term survival. In just the first year, with only the new Pro Shop open and several gate sponsorships sold, the Packers’ NFL revenue ranking for the fiscal year 2002-03 jumped to 10th, up from 20th the prior year. The strong financial performance continued during the ensuing fiscal years as all elements of the redeveloped stadium came online. The club’s NFL revenue ranking has continued to be in the second quartile, allowing the team to continue delivering on its promise to the community and its fans – turning profitability into the preservation of the franchise and the stadium. The redevelopment’s economic impact on the area has been positive as well; more than half of the Lambeau Field events department’s bookings come from outside Brown County, bringing in additional business to the Green Bay area. The Atrium already has events booked out several years in advance.

THE PLAYING SURFACE

In 2018, the Packers renovated Lambeau Field’s playing surface, which had last been upgraded in 2007. The field’s root-zone sand-stabilizing fibers were in need of replacement due to regular wear and tear of the field. The project called for the removal and replacement of the 12 inches of sand root zone, as well as the underlying pea gravel. The bottom subgrade level consisting of compacted clay and drain tile

LONGEST CONTINUOUSLY OCCUPIED NFL STADIUMS

Years	Current Name	Tenant	First NFL Game
68	Lambeau Field	Green Bay Packers	1957
53	GEHA Field at Arrowhead Stadium	Kansas City Chiefs	1972
52	Highmark Stadium	Buffalo Bills	1973
50	Caesars Superdome	New Orleans Saints	1975
38	Hard Rock Stadium	Miami Dolphins	1987
30	EverBank Stadium	Jacksonville Jaguars	1995
29	Bank of America Stadium	Carolina Panthers	1996
28	Commanders Field	Washington Commanders	1997
27	M&T Bank Stadium	Baltimore Ravens	1998
	Raymond James Stadium	Tampa Bay Buccaneers	1998
26	Cleveland Browns Stadium	Cleveland Browns	1999
	Nissan Stadium	Tennessee Titans	1999
25	Paycor Stadium	Cincinnati Bengals	2000
24	Acrisure Stadium	Pittsburgh Steelers	2001
	Empower Field at Mile High	Denver Broncos	2001
23	Ford Field	Detroit Lions	2002
	Gillette Stadium	New England Patriots	2002
	Lumen Field	Seattle Seahawks	2002
	NRG Stadium	Houston Texans	2002
22	Lincoln Financial Field	Philadelphia Eagles	2003
	Soldier Field (new)	Chicago Bears	2003
19	State Farm Stadium	Arizona Cardinals	2006
17	Lucas Oil Stadium	Indianapolis Colts	2008
16	AT&T Stadium	Dallas Cowboys	2009
15	MetLife Stadium	N.Y. Giants/N.Y. Jets	2010
11	Levi’s Stadium	San Francisco 49ers	2014
9	U.S. Bank Stadium	Minnesota Vikings	2016
8	Mercedes-Benz Stadium	Atlanta Falcons	2017
5	Allegiant Stadium	Las Vegas Raiders	2020
	SoFi Stadium	L.A. Chargers/L.A. Rams	2020

*New Orleans Saints played only preseason games at Superdome in 2005



was left intact, as it is still in excellent condition. The project also allowed the organization to make slight adjustments to the field itself, including rezoning the irrigation system to allow better control and raising the pea-gravel layer two inches. On the second layer from the bottom, new tubing for the heating system was installed on the gravel layer, bringing it two inches closer to the surface to help maximize the system’s efficiency and effectiveness. Root-zone sand was then installed at a depth of 10 inches rather than the previous 12 inches. Kentucky bluegrass sod was installed, and once established, synthetic fibers from SISGrass were stitched into the profile at a depth of seven inches, with three-quarters-of-an-inch spacing between fibers. The fibers are polyethylene, replacing the polypropylene fibers that had been utilized since 2007. A slight crown of .6 percent continues to exist to assist water and snow runoff when the field is covered with a tarp. Additionally, the apron surrounding the field was recoated with the same rubberized, non-skid material that was used previously. A new system of grow lights also debuted in 2018 to further enhance the surface and extend the growing season into the cooler months.



2011-23 EXPANSION AND RENOVATION FINANCING

- Total cost: \$600 million for four phases; no funding from public tax money.
- The first phase, including the south end-zone expansion, sound and video upgrades, cost \$146 million and was funded by the Packers (\$64 million from the organization’s fifth stock sale), an NFL loan (\$61 million) and a contribution from the stadium district (\$21 million).
- The second phase, including the Atrium renovations, cost \$166 million and was funded by the Packers (\$111 million through traditional financing) and an NFL loan (\$55 million).
- The third phase, including premium seating renovations, cost \$55 million and was funded by the Packers (traditional financing).
- The fourth phase, including concourse upgrades and new video boards, cost \$140 million and was funded by the Packers (\$76 million through traditional financing and \$64 million from a sixth stock sale). A football-facilities expansion cost \$100 million and was funded by the Packers (traditional financing).
- Additional lower-concourse upgrades were made prior to the 2024 season, including cosmetic updates, enhanced signage and dozens of large LED screens to keep fans connected to the action.

Original concept, 1955



SUBSEQUENT EXPANSIONS AND RENOVATION

To ensure that Lambeau Field remains among the best venues in professional sports, multiple expansions and renovations of the Atrium and football facilities have taken place since the initial Lambeau Field redevelopment. One project took place from 2011-15, devoting \$312 million toward a variety of upgrades, including the installation of a distributed-audio system to deliver sound more consistently and evenly throughout the stadium bowl. The 2012 season featured new high-definition video boards in the end zones with displays four times larger than the old versions, as well as a new Bellin Health Gate on the north end of the stadium with an accompanying North Loft, a popular rooftop viewing platform located just beneath the scoreboard. The South End (opened in 2013) is served by the Invisalign Gate with escalators and elevators to service the five levels of seating. The multiple sections feature amenities not previously available in Lambeau Field, from viewing platforms in the general seating areas for watching the action on the field, to indoor-outdoor suite configurations and inclusive meal arrangements in the premium and partner areas. Atrium renovation work included a larger Oneida Nation Gate with plaza (2013), a new east gate – the American Family Insurance Gate – with a 50-foot Lombardi Trophy replica, a new Packers Pro Shop and a redone Harlan Plaza with a new statue – “The Lambeau Leap” – that allows visitors to replicate the fan-favorite touchdown celebration (2014). The final Atrium components, completed in 2015, are a new Packers Hall of Fame and a new restaurant, 1919 Kitchen & Tap, on the main floor of the Atrium. Enhanced internet connections also were added in 2015 in the stadium and Atrium through upgrades in cellular and Wi-Fi systems.

In terms of seating capacity, the ninth addition brought approximately 7,600 new seats online for the 2013 season, putting capacity at 80,735. With the debut of standing-room-only areas in 2014, capacity of Lambeau Field now stands at 81,041, second only to New York’s MetLife Stadium (82,500).

In addition to the stadium and Atrium projects, premium-seating areas underwent a two-year, \$55 million renovation project, which included the installation of operable windows in the suites and updated furniture and décor in the club-seat common areas. All updates were complete by the beginning of the 2017 season.

The 2011-15 renovation project, not including the updates to the suites and club seats, cost \$312 million, with no funding coming from public tax money. The first phase, including the South End expansion, sound and video upgrades, totaled \$146 million and was funded by the Packers (\$64 million from the organization’s fifth stock sale), an NFL loan (\$61 million) and a contribution from the stadium district (\$21 million). The stadium district’s user fee was updated in 2013 and set at \$2,100 for the “Green Package” and \$900 for the “Gold Package.” The second phase, including the Atrium renovations, totaled \$166 million and was funded by the Packers (\$111 million through traditional financing) and an NFL loan (\$55 million).

In 2018, the team began a multi-year concourse-renovation project to further enhance the fan experience. The multi-phase project includes concourse audio and visual upgrades and new grab-and-go concession stands throughout the stadium, and the addition of several new common areas accessible to general bowl ticket holders, including the U.S. Cellular Loft on the upper concourse and the Miller Lite End Zone bar in the lower concourse.

Ahead of the 2023 season, work was completed to replace the Lambeau Field video boards, replacing the previous boards that were installed in 2012 and had reached the end of their life. Funds from the 2021-22 stock sale supported the project. The new boards are twice as wide as the old boards and boast one of the few 4K displays in professional football, with 6-millimeter pixel spacing to allow for crisp, clear images. The in-bowl updates also feature new auxiliary boards on the east and west sides of the stadium that include down and distance, game clock and other elements such as scores around the league or fantasy-football information.

The football facilities have also received numerous upgrades since Lambeau Field’s redevelopment. The 2011-15 renovation project added the Conditioning, Rehabilitation and Instructional Center (CRIC), which includes an indoor, 35-yard field that can

LAMBEAU EXPANSIONS

Bowl Structure

- **1961:** Added 6,519 seats to 38,669.
- **1963:** Added 3,658 temporary bleacher seats to 42,327.
- **1965:** Removed 3,658 temporary bleacher seats and added 12,183 permanent seats to 50,852 (top left).
- **1970:** Added 5,411 seats to 56,263 (top right) in mid-1974 – fully enclosing stadium bowl.

Suites/Club Seats

- **1985:** Original 72 suites added 663 seats, increased capacity to 56,926.
- **1990:** Team spent \$8.263 million to erect 36 new suites and 1,920 club seats in south end zone; construction added 2,617 total seats and capacity increased to 59,543.
- **1995:** Packers spent \$4.7 million to enclose north end zone with 90 more suites; added 1,347 seats to increase capacity to 60,890.

Renovation/Redevelopment


- **2001-03:** \$295 million project added 12,032 seats, pushing capacity to 73,094.
- **2014:** \$146 million South End expansion in 2013 and addition of standing-room-only areas in 2014 raised capacity by 7,947 to put it at 81,041.

LONGEST ACTIVE HOME-FIELD TENURES, PRO SPORTS


Years	Current Name	Tenant	First Game
113	Fenway Park	Boston Red Sox	1912
111	Wrigley Field	Chicago Cubs	1914
68	Lambeau Field	Green Bay Packers	1957
63	Dodger Stadium	Los Angeles Dodgers	1962
59	Angel Stadium	Los Angeles Angels	1966
56	Madison Sq. Garden	New York Knicks & New York Rangers	1968



February 1957



June 1957



Sept. 29, 1957

ORIGINAL CONSTRUCTION

- **Proposal:** Momentum to build a new stadium started building in 1954. Fred Leicht, chairman of the Packers' grounds committee and a member of the Executive Committee since 1935, played a lead role in pushing for a new 32,000-seat stadium.
- **Referendum:** Passed April 3, 1956 (11,575 to 4,893), while community leaders continued debate over a site.
- **Site:** In late April 1956, the Packers hired an engineering company to study proposed locations. The company in July 1956 recommended the corner of Highland (now Lombardi) Avenue and Ridge Road.
- **Land:** The city council purchased farmland owned by Victor and Florence Vannieuwenhoven in August 1956 for \$73,305.
- **Contract:** Awarded early in 1957, with groundbreaking as soon as weather permitted.
- **Time:** No longer than nine months, in time for the 1957 opener.
- **Cost:** \$960,000 in municipal bonds; the Packers Corporation paid \$634,700 in interest and principal.

be used for a variety of activities, including team walk-throughs, strength and conditioning work, and rehabilitation exercises for injured players, as well as an updated weight room, team dining area, player resource and development area and player lounge. The athletic-training facilities also were enhanced with expanded treatment space and additional hydrotherapy pools.

From 2022-23, a larger-scale renovation to the football facility took place, adding more than 200,000 square feet to the space utilized by players, coaches, personnel and support staff. Additions to the space include underground parking for players and coaches, new offices so the coaches can be closer to the players, and expansion of the CRIC so the offense and defense can utilize the space at one time. The new space also features a modern look and feel that will promote interaction and communication between coaches and players.

All told, approximately \$600 million has been spent by the organization on expanding and renovating Lambeau Field and its facilities since 2011, all without public tax money.

LEGENDS ADORN THE FAÇADE

Also prominent within the stadium are the names of the 28 Packers players, coaches and contributors elected to the Pro Football Hall of Fame in Canton, Ohio. Cornerback/safety LeRoy Butler, who played for the Packers for his entire 12-year NFL career (1990-2001), became the 28th name added to the façade in 2022 in honor of his Hall of Fame enshrinement. The Packers' 13 NFL championship seasons (south scoreboard) and six retired jersey numbers (north end zone) are displayed in the stadium as well. Favre's No. 4, which was retired on July 18, 2015, during the Packers Hall of Fame induction banquet, was formally unveiled on the north end-zone façade during a halftime ceremony on Nov. 26, 2015. The late Ted Thompson, former Packers GM, also has his name on the façade to honor his many contributions to the Packers.



August 1957

HOME-FIELD ADVANTAGE

Lambeau Field is among the NFL's toughest places to play. Green Bay holds a 186-59-2 (.757) regular-season record at Lambeau since 1992, plus a 13-7 mark in the playoffs, for an overall record of 199-66-2 (.749). In the midst of nearly four full seasons at home without a defeat – prior to a 1998 Monday night loss to Minnesota, their last setback at Lambeau had come in the 1995 season opener – the Packers established the NFL's second-longest home winning streak (25). Only the Miami Dolphins (1971-74) have won more consecutive regular-season home games (27).

BUCKET-LIST DESTINATION

The NFL's longest-tenured venue, Lambeau easily ranks as one of the most recognized and envied locales in all of sports, a fact recognized often by a variety of rankings. *ESPN The Magazine* in 2009 and 2011-16 rated Lambeau Field as the No. 1 stadium experience in the NFL. *USA Today* in 2015 also ranked it No. 1, "the NFL's only historic gem, the only one that would appear on a sports bucket list." FoxSports.com named Lambeau Field the best stadium in the NFL in 2017, describing it as "the undisputed king of NFL stadiums," and *Sporting News* in 2018 deemed it the No. 1 NFL stadium and "part museum, part mecca, all classic." Thousands of fans pulled through SeatGeek in 2019 ranked Lambeau Field the best atmosphere in the NFL, and in 2022, sports betting site Betsperts honored Lambeau Field as the highest-rated venue out of 117 sports venues in the country. *USA Today* in 2023 declared Lambeau Field the league's best, saying it "remains every bit the old school experience you want it to be, rising from the suburban grid of Green Bay to welcome NFL pilgrims to its hallowed grounds."

THE LAMBEAU BOWL

One of Lambeau Field's special characteristics is its classic seating bowl, now exclusive to Green Bay. The bowl design, common in many traditional college football stadiums, remains virtually untouched since the \$295 million stadium renovation in 2003. Did you know ...

- The original architectural firm, Somerville Inc., favored the Lambeau construction site because it sloped, perfect for building a bowl.
- The bowl's outstanding sightlines are generally credited to Dick Gustafson, who worked closely with John Somerville during the design phase.
- Some of Gustafson's inspiration came from Michigan Stadium in Ann Arbor, where he went to college.
- Despite seating more than 62,700 (including an additional 6,601 from the recent renovation), the bowl still offers the NFL's highest percentage of great seats. Somerville credits that intimacy to the fact that the stadium was the first in the world designed exclusively for pro football.
- The original stadium district instructed Somerville to design a facility that could easily expand, and allow for offseason construction projects to be completed by August.
- The original wooden bleachers remained in place for 12 seasons. Workers replaced them with the now-iconic aluminum benches before the 1969 season.

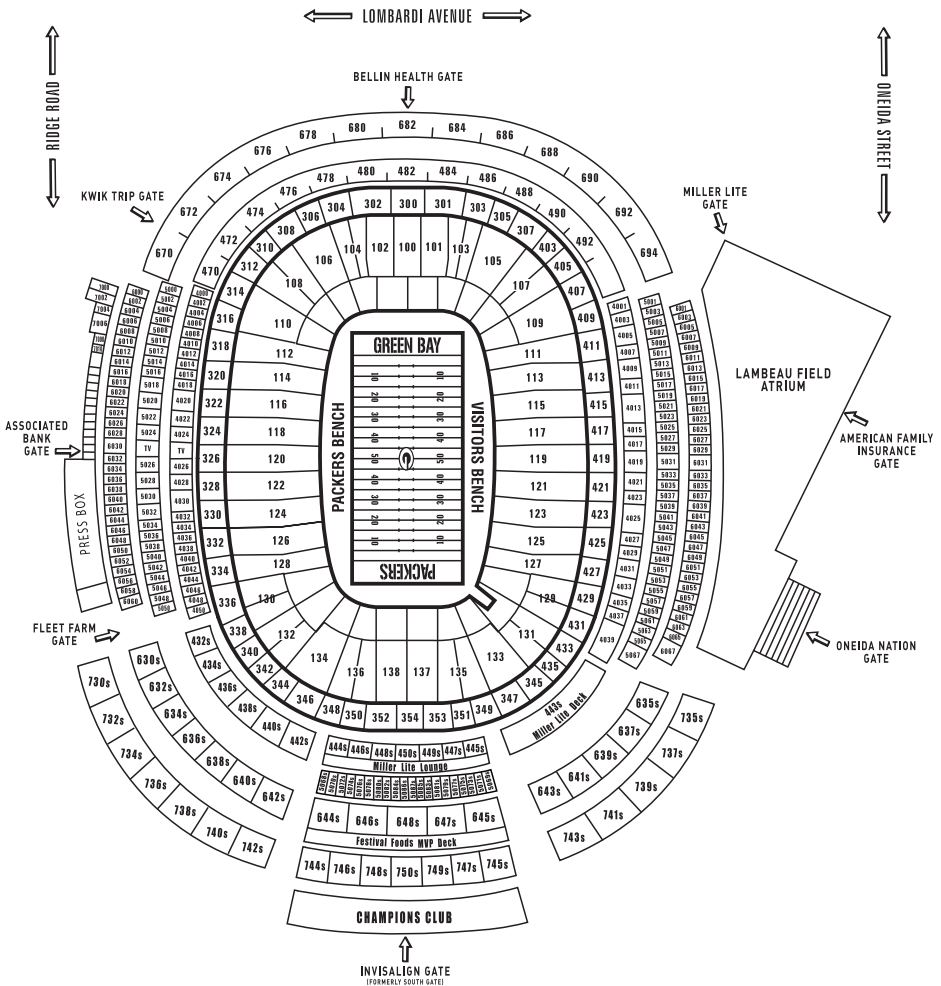
LAMBEAU HOSTS COLLEGE SPORTS, INTERNATIONAL SOCCER, CONCERTS, COMMUNITY EVENTS

Large-scale stadium events have included the Frozen Tundra Hockey Classic in February 2006, a Wisconsin Badgers-Ohio State Buckeyes matchup that drew 40,890 fans, the fourth-largest hockey crowd at the time. Two Kenny Chesney concerts (2011, and 2015 with Jason Aldean), a 2017 Billy Joel concert and a 2019 Paul McCartney concert each attracted more than 45,000 music lovers to the stadium. In 2022, international soccer made its debut at Lambeau Field with an exhibition match between European powerhouse clubs FC Bayern Munich and Manchester City. In 2016, the Lambeau Field College Classic, presented by Carmex®, featuring LSU and Wisconsin, brought college football back to Lambeau Field and two passionate fan bases to Green Bay. The events were a financial boon to the local economy, with \$3 million (hockey), \$5 million (each concert) and \$13 million (college football) impacts. College football will return once again with a game between Notre Dame and Wisconsin set for Sept. 5, 2026. Originally planned for Oct. 3, 2020, the game was rescheduled due to the COVID-19 pandemic. On the community front, the Atrium has regularly hosted free events. "Spooktacular Fun," a family Halloween event, takes place in October. Festival of Lights, a holiday-themed event in December, features a visit from Santa Claus and a 40-foot tree with 10,000 lights. Later in winter, the Atrium welcomes "Project Play 60" – a

day focused on kid-friendly physical activity. More than 20,000 residents enjoy the Atrium during these days. In 2021, Lambeau Field hosted a COVID-19 community vaccination clinic in partnership with Bellin Health and Brown County Public Health, first in the Atrium and later in the Terrace Suites in the South End.

2024 TICKET PRICES (Preseason / Regular season)

Sections between 20-yard lines (115-124 and 322-330)	\$68 / \$175
Sections from 20-yard line to end zone (109-114, 125-130, 314-320 and 332-338)	\$78 / \$155
End-zone sections (100-108, 131-138, 303-312 and 340-354)	\$68 / \$135
South End, 600 sections (630-643)	\$73 / \$145
South End, 700 sections (730-750)	\$66 / \$132
Suite tickets (4,000, 5,000, 6,000 Levels; Terrace Suites)	\$88 / \$175
Indoor club seats (Sections 470-492 and 670-694)	\$158-\$180 / \$308-\$357
Outdoor club seats (Sections 403-435)	\$158-\$251 / \$308-\$507
Champions Club seats	\$240-\$258 / \$474-\$516



LAMBEAU FIELD
COMMUNITY
ADMIN. & COACHES
VETERANS
DRAFT & FREE AGENTS
2023 REVIEW
RECORDS & HISTORY
LAMBEAU FIELD
MISC.

IMPROVEMENTS TO OTHER FACILITIES

In the two decades prior to the start of the 2003 redevelopment project, the Packers organization itself had spent more than \$50 million on improvements to the stadium, the previous club administration building and training facilities, including construction of the original indoor practice structure in 1982 and its replacement, the Don Hutson Center, in 1994 at a cost of nearly \$4.7 million. In 2019, the Don Hutson Center was renovated with new artificial turf (FieldTurf) with an updated field-marking layout that features a full-sized field. The team's two outdoor practice fields, Clarke Hinkle Field and Ray Nitschke Field, were updated in 2020 and 2021, respectively, to match the turf at Lambeau Field. As part of the recent renovations, a heating system was installed under Hinkle Field to keep the ground from freezing late in the season and afford the team the opportunity to practice outside. Nitschke Field also has a seating facility, erected in 2009, for fans attending training-camp practices.

STADIUM OWNERSHIP

Lambeau Field today is owned by the city of Green Bay, the Green Bay/Brown County Professional Football Stadium District and the Green Bay Packers. The stadium is operated by the Packers under a three-party lease with a primary term that runs through 2031. Retirement of the city's original \$960,000 debt from the stadium's initial construction in 1957 was celebrated at a mortgage-burning ceremony in May 1978.

TICKETS AND WAITING LIST

Lambeau has been sold out since 1960 and on a season-ticket basis since 1961, a total of 374 consecutive regular-season games, not including replacement games. (The streak was put on an unprecedented pause in 2020, when the COVID-19 pandemic prevented paid attendance during the regular season, but the streak continued when season-ticket holders returned to Lambeau Field for another sold-out season in 2021.) The historic stadium was not the Packers' only regular-season home until 1995. The team maintained two separate ticket packages after moving all games to Green Bay, eliminating four annual dates at Milwaukee County Stadium.

In 2024, "Gold" ticket holders (made up primarily of former Milwaukee season patrons) have a three-game package consisting of the second, fifth and ninth regular-season home games for the first time as part of the NFL's 17-game schedule. "Green" season customers (made up of original Green Bay ticket holders) have a seven-game package consisting of one preseason game and the remaining six regular-season contests. The 2025 home schedule will have the Packers hosting two preseason and eight regular-season contests. The next time nine regular-season home games are hosted at Lambeau Field, Green Package Ticket Holders will receive tickets to the ninth game.

The block of additional seats in 2003 helped the Packers remove roughly 3,600

names from their season-ticket waiting list – which at the start of the 2023 season had more than 148,000 names on it – between both ticket packages. The 7,000-plus new seats in 2013 helped the Packers remove another 5,000 names from the list. Additionally, Brown County residents without season tickets have a chance to purchase four tickets each year through the Brown County Ticket Drawing, with 2,000 bowl tickets available for residents for each game. ADA seats also increased dramatically through both projects, rising from 56 to 756 in 2003, and to 876 currently.

20 MEMORABLE GAMES

- **Sept. 29, 1957:** Packers 21, Chi. Bears 17... New City Stadium is dedicated with Miss America, Vice President Richard Nixon and actor James Arness on hand... Babe Parilli hits Gary Knafelc on fourth-quarter TD pass.
- **Sept. 27, 1959:** Packers 9, Chi. Bears 6... Vince Lombardi wins his first game; gets carried off the field after team erases 6-0 fourth-quarter deficit with Jim Taylor touchdown and Dave Hanner safety.
- **Dec. 31, 1961:** Packers 37, N.Y. Giants 0... First NFL title game in Green Bay and Lombardi's first of five NFL crowns... Packers total 345 yards on league's No. 1 defense, led by Sam Huff.
- **Oct. 7, 1962:** Packers 9, Detroit 7... Herb Adderley's interception leads to Paul Hornung's game-winning field goal in final seconds of "Run to Daylight" game... Biggest victory of the season for what is arguably Lombardi's best team.
- **Dec. 26, 1965:** Packers 13, Balt. Colts 10... In Western Conference Playoff, Green Bay wins first franchise overtime contest on Don Chandler's 25-yard field goal... Chandler ties game with controversial 22-yarder with 1:58 left in regulation... In 1966, NFL raises its uprights.
- **Jan. 2, 1966:** Packers 23, Clev. Browns 12... In snowy 1965 NFL Championship Game, Taylor and Paul Hornung combine for 201 yards on the ground... Packers hold Jim Brown to 50 yards.
- **Dec. 31, 1967:** Packers 21, Dal. Cowboys 17... In -13 temperatures (-46 wind chill), Bart Starr scores on sneak in game's final minute, ending 12-play drive... Last NFL title game in Green Bay... "Ice Bowl" win sends Packers to AFL-NFL world championship game (Super Bowl II).
- **Sept. 7, 1980:** Packers 12, Chi. Bears 6... Chester Marcol catches his own blocked kick (by Alan Page) and runs 25 yards for game-winning touchdown six minutes into overtime... First overtime contest in Packers-Bears rivalry, NFL's longest rivalry.
- **Jan. 8, 1983:** Packers 41, STL Cardinals 16... Lambeau hosts first postseason game in 15 years ("Super Bowl Tournament").
- **Oct. 17, 1983:** Packers 48, Washington 47... Teams combine for 1,025 yards in one of the highest-scoring games in history of *Monday Night Football*... Mark Moseley misses FG as time expires.
- **Nov. 5, 1989:** Packers 14, Chi. Bears 13... Sterling Sharpe's 14-yard fourth-quarter touchdown catch knots contest with 32 seconds left, but official flags Don Majkowski for crossing line of scrimmage... Four minutes later, instant replay official Bill Parkinson overturns call.
- **Sept. 20, 1992:** Packers 24, Cincinnati 23... New acquisition Brett Favre comes off bench to erase 20-7 fourth-quarter deficit, finds Kitrick Taylor for 35-yard touchdown with 13 seconds left.
- **Dec. 31, 1994:** Packers 16, Detroit 12... Fritz Shurmur's defense holds NFL rushing leader Barry Sanders to -1 yard on 13 attempts, and Lions as a team to -4 yards, to advance in playoffs.
- **Jan. 12, 1997:** Packers 30, Carolina 13... With -17 wind chill, Green Bay wins NFC championship, earns first trip to Super Bowl in 29 years... Packers rush for 201 yards.
- **Nov. 6, 2000:** Packers 26, Minnesota 20... Antonio Freeman makes incredible catch in rain, scores on 43-yard touchdown in overtime on *Monday Night Football*.
- **Jan. 4, 2004:** Packers 33, Seattle 27... Al Harris picks off Matt Hasselbeck and scores on 52-yard interception return, the first defensive touchdown in NFL sudden-death playoff history.
- **Jan. 12, 2008:** Packers 42, Seattle 20... Packers spot Seahawks 14-0 lead, then storm back to outscore visitors, 42-6, as heavy snow falls... Six TDs and 42 points both set team postseason records at the time.
- **Jan. 11, 2015:** Packers 26, Dallas 21... Packers rally from eight-point deficit in second half to defeat Cowboys in their first playoff visit to Lambeau since fabled "Ice Bowl."
- **Sept. 9, 2018:** Packers 24, Chi. Bears 23... In opener of their 100th season, Packers rally from 20-0 deficit for first win in team history after trailing by 17-plus points entering fourth quarter... Aaron Rodgers returns from second-quarter knee injury to complete 17 of 23 passes for 273 yards and three TDs in second half.
- **Sept. 24, 2023:** Packers 18, New Orleans 17... Packers win for just second time in team history in a game they trailed by 17-plus points entering fourth quarter... In his first-ever start at Lambeau Field, Jordan Love runs for a TD and finds Romeo Doubs for 8-yard TD pass with just under three minutes remaining.

OTHER HOMES OF THE PACKERS, 1919-94



HAGEMEISTER PARK

The Packers maybe gained more cachet than one might expect of a first-year semipro football team in 1919, but the setting for their home games had a purely sandlot, pickup-game flavor.

There was no fence, no bleachers, no frills.

They simply played on an open field in Hagemeister Park (pictured below), a large public park located where Green Bay East High School and old City Stadium stand today and connected to Joannes Park.

There had been a ballpark in Hagemeister when Green Bay fielded a minor-league baseball team from 1905-14, but it was torn down in the spring of 1918. That version was referred to as the League Ballgrounds or the W-I Ballpark. The latter was a derivative of the name of the minor league — Wisconsin-Illinois — that Green Bay was a part of from 1908-14.

Throughout the summer of 1919, local sports advocates bemoaned the absence of a ballpark in a city the size of Green Bay and worried that it might prevent East and West high schools from playing home games or, worse yet, fielding teams.

It was under that cloud that the Packers were formed. Yet they somehow managed to survive.

Their only way of making money was for co-founder and manager George Whitney Calhoun, with the help of others, to pass a hat during games. Fans walked the sidelines following the ball, even edging onto the field at times, and those who didn't would pull their Model-Ts up close to the action and watch from their front seat.

The next year, local typewriter salesman C.M. "Neil" Murphy took over as business manager of the Packers and led the effort to build a fence around the field. After getting approval and support from the property owners and others, Murphy invited fans to show up on a Saturday morning with hammers in hand and help build it.

But once the season ended, the contract called for the fence and bleachers to be torn down and the lumber to be returned to the Indian Packing Co. In the spring of 1921,

the ballpark was rebuilt on the same spot, with the same lumber and the same design.

When the Packers were admitted to the American Professional Football Association in August of that year, seating was expanded to about 3,500. The Packers played their games there that season and again in 1922.

PACKERS ATTENDANCE RECORDS

10 LARGEST HOME CROWDS

Green Bay (reg. season):

78,526	Det.	11/15/15
78,488	ChiB.	11/26/15
78,481	DalC.	10/16/16
78,461	Min.	9/16/18
78,437	Ind.	11/16/16
78,434	SD.	10/18/15
78,433	Sea.	9/20/15
78,433	DalC.	11/13/22
78,432	StLR.	10/11/15
78,431	NE.	11/30/14

Milwaukee (reg. season):

55,592	Min.	11/26/89
55,256	DalC.	11/12/78
55,125	Min.	10/28/90
55,119	Det.	11/21/93
55,012	Min.	9/27/81
55,011	Mia.	9/11/94
54,995	Det.	11/6/94
54,983	Sea.	10/10/76
54,885	Atl.	12/18/94
54,776	DalC.	9/28/80

10 LARGEST ROAD CROWDS

93,329	DalC.	10/8/17
93,024	DalC.	10/6/19
91,054	DalC.	12/15/13
90,535	LARm.	12/11/55
89,295	Was.	10/31/04
87,760	Was.	10/10/10
83,943	CleB.	9/18/66
82,137	CleB.	12/7/69
80,558	LARm.	10/21/73
80,365	NYG.	11/25/12

LARGEST PLAYOFF CROWDS

93,799	@DalC.	1/14/24 (2023 NFC Wild Card Playoff)
93,396	@DalC.	1/15/17 (2016 NFC Divisional Playoff)
91,060	Pit. (@ N. Texas)	2/6/11 (Super Bowl XLV)
81,367	@Wash.	1/10/16 (2015 NFC Wild Card Playoff)
*79,704	DalC. (LF)	1/11/15 (2014 NFC Divisional Playoff)
79,132	SF. (LF)	1/22/22 (2021 NFC Divisional Playoff)
78,998	Sea. (LF)	1/12/20 (2019 NFC Divisional Playoff)
77,549	NYG. (LF)	1/8/17 (2016 NFC Wild Card Playoff)
77,525	SF. (LF)	1/5/14 (2013 NFC Wild Card Playoff)
75,546	Oak. (@ Miami)	1/14/68 (Super Bowl II)
74,152	@DalC.	1/1/67 (1966 NFL Championship)
72,740	NYG. (LF)	1/20/08 (2007 NFC Championship)
72,301	NE. (@ New Orleans)	1/26/97 (Super Bowl XXXI)
72,168	Sea. (LF)	1/12/08 (2007 NFC Divisional Playoff)
72,080	NYG. (LF)	1/15/12 (2011 NFC Divisional Playoff)

LARGEST PRESEASON CROWDS

92,753	College All-Stars (@ Chicago)	8/30/45
90,218	@Phi.	9/13/45
85,532	@CleB.	8/30/69
84,918	@CleB.	9/7/68
84,567	College All-Stars (@ Chicago)	8/29/40
84,560	College All-Stars (@ Chicago)	9/1/37
84,236	@CleB.	9/2/67
83,736	@CleB.	9/5/64
83,118	@CleB.	9/4/65
78,184	Den. (@ Madison, Wis.)	8/23/99
78,087	@DalC.	8/28/67
76,704	NYG. (@ Madison, Wis.)	8/22/97
76,438	@Den.	8/10/17

*—All-time Packers home attendance record

OTHER PACKERS ATTENDANCE RECORDS

Single Season, Total (17 games):	1,213,888 (2022)
Single Season, Home:	627,308 (2015)
Single Season, Road:	567,628 (2013)





BELLEVUE

When the Hagemeister ballpark was torn down in the spring of 1923 to make way for a new East High School, Bellevue Park (pictured above) was built across the East River on property owned by Hagemeister Products Co. (formerly Hagemeister Brewery). The ballpark was rushed to completion for the city's amateur baseball team and used by the Packers in 1923-24.

It's best remembered as the site of the first Packers-Bears game played in Green Bay, on Oct. 14, 1923. The Packers also were tough to beat at Bellevue, compiling a 9-2-1 record.

But the seating capacity was no more than about 3,300, parking was inadequate and fans grumbled that it was located too far from downtown.

CITY STADIUM

One of the reasons Hagemeister Park was chosen as the site for East High was because of the space available for athletic fields. The school opened in 1924, and City Stadium (pictured below in 1946 and left) was finished the following year.

The Packers played there for 32 seasons and won six of their 13 NFL championships during that period, but never played a postseason game there.

The first game was an exhibition against the Iron Mountain All-Stars played on Sept. 13, 1925, and Curly Lambeau was the star. The first NFL game was played a week later against the Hammond Pros.

The Packers played their last game there on Nov. 18, 1956, and rookie quarterback Bart Starr made his first pro start. The game featured nine future Pro Football Hall of Famers, including Starr and fellow rookie Forrest Gregg.

In all, 90 players in the Hall of Fame, including 12 Packers, played in either a regular-season or preseason game there.

When City Stadium opened, it had seating for roughly 5,700. Its peak capacity was nearly 25,000.

Its most distinctive feature might have been a 400-foot-long, 12-foot-high and 17-inch-thick sandstone entranceway built in 1940 along the west end facing Baird Street. But other than the wall, City Stadium was made of wood and had become outdated well before the Packers abandoned it for Green Bay City Stadium, or what is now Lambeau Field, in 1957.






MILWAUKEE

State Fair Park, for 18 seasons, and County Stadium (pictured above in 1994 and below in 1993), for 42 seasons, were the Packers' primary homes in Milwaukee over the 62 straight years (1933-94) that they played there.

Even though the Packers weren't based in Milwaukee, fans there embraced them as their own. As a result, when the Packers stopped playing at an aging County Stadium following the 1994 season, they determined that Milwaukee ticketholders should be offered their same allotment each year for two designated regular-season games played at Lambeau Field.



THE PACKERS' SEVEN OTHER HOMES, 1919-94

GREEN BAY

■ **Hagemeister Park, 1919-22**...Large public park along the banks of the East River. The Packers played here on an open field in 1919. Fans helped build a fence around the playing field so the Packers could charge admission in 1920, but the small wooden ballpark was torn down following the season. In the spring of 1921, a look-alike was built on the same spot and with the same lumber to serve Green Bay's amateur baseball team. When the Packers were admitted in late August to what is now the NFL, seating was enlarged to about 3,500. The Packers played here for two seasons.

■ **Bellevue Park, 1923-24**...When the ballpark at Hagemeister was torn down in May 1923 to allow for construction of East High School, Bellevue Park was built in less than three weeks with the same lumber. It was rushed to completion to accommodate the local amateur baseball team. The land was owned by the Hagemeister Products Co. (formerly Hagemeister Brewery) and was located at what was then the end of Main Street...Site of the first Packers-Bears game played in Green Bay.

■ **City Stadium, 1925-56**...The Packers played here for 32 seasons...It was made almost entirely of wood and expanded several times to reach peak capacity of roughly 25,000...Curly Lambeau starred in the first game here; Bart Starr made his first pro start in the last...Twelve Packers and 90 members, in all, of the Pro Football Hall of Fame played here in a regular-season or preseason game.

MILWAUKEE

- **Borchert Field, 1933**...The Packers played one home game here in 1933. They played a non-league game here against Racine in 1921, one road game a year against the Milwaukee Badgers from 1922-26 and a non-league game against the Milwaukee Eagles in 1927...Named Athletic Park prior to 1928...Located on a city block bordered by Burleigh, Chambers, 8th and 7th streets.
- **State Fair Park, 1934-51** (below, inset, in 1941)...Located in West Allis within the Wisconsin State Fairgrounds...In 1939, the Packers played host to an NFL Championship Game for the first time and selected State Fair Park as the site over City Stadium, triggering an outcry in Green Bay.
- **Marquette Stadium, 1952**...Home to Marquette University football until the school dropped the sport following the 1960 season.
- **County Stadium, 1953-94**...Home to baseball's Milwaukee Braves and Brewers...Off Interstate 94...Both benches were located along the east sideline...End zones ran north and south from the third-base line to right field...Demolished to make way for Miller Park, now American Family Field.



LAMBEAU FIELD ATRIUM

Key to making Lambeau Field a year-round destination venue is the 376,000-square-foot Lambeau Field Atrium, more than five stories high on the east side of the stadium.

Included within the Lambeau Field Atrium are a number of dining, entertainment and retail options for Packers fans of all ages. Free Wi-Fi is available at the Atrium for guests who are visiting or taking part in a corporate event or meeting. The Atrium underwent a renovation, completed in August 2015, that enhances every visitor's experience.

PACKERS HALL OF FAME — The Packers and the Packers Hall of Fame Inc., a nonprofit corporation independent of the Packers, together host this special place. A tribute to the greatest story in sports, the facility includes a variety of exhibits, innovative displays and a treasure trove of artifacts to educate and inspire visitors about the rich history of the Packers, as well as the teams of today. From the team's beginnings with Curly Lambeau to the dominating era of Vince Lombardi, the Hall takes visitors on a journey that includes all 28 Packers in the Pro Football Hall of Fame, 13 world championships, including four Super Bowls, and the 170 members of the Packers Hall of Fame. Originally

established in 1967 as a temporary display in the Brown County Veterans Memorial Arena, the Packers Hall of Fame moved into its own facility in 1976 near Lambeau Field. In 2003, it was relocated to the lower level of the Atrium before being renovated in 2013 and reopening on the Atrium's main floor in 2015.



LAMBEAU FIELD STADIUM TOURS — Highlighted by a walk through the team tunnel to the hallowed ground of Lambeau Field, stadium tours allow fans to experience the Packers' history-rich facility firsthand and see several behind-the-scenes areas. Outstanding photo opportunities await themselves throughout each tour. Tour tickets are available online 30 days prior to a given date. Tickets are sold on a first-come, first-



served basis for each day's available tours. Tour routes, including field and tunnel access, may change depending on Lambeau Field operations and events. A popular attraction, traditional stadium tours welcome more than 125,000 visitors annually.

Public access to the inside of Lambeau Field is available only through a tour. A variety of tours are offered daily. Tour information and tickets are available online at packershofandtours.com.

Historic Lambeau Field stadium tours appear on the itineraries of sports fans and visitors from all over the world, some of whom visit Lambeau Field and Packers training camp as their family's summer vacation.






1919 KITCHEN & TAP — Inspired by the local community and the rich history of the Green Bay Packers, the gastropub is a tribute to the year the team was organized and is located on the Atrium's main floor. Featuring industrial, yet warm and rustic finishes, the restaurant has copper beer lines and exposed brick, to complement Lambeau Field's welcoming, comfortable atmosphere. The interior also includes several nods to Packers history. The restaurant offers a menu full of innovative approaches to old favorites, highlighting locally sourced ingredients to ensure the freshest seasonal foods. Guests enjoy a bar with 80 beer taps, featuring a wide variety of selections, as well as an open-concept kitchen, which allows visitors to see and hear their food being prepared. An outdoor seating area is also available.

LAMBEAU FIELD EVENTS — Whether it's an intimate meeting for five or a gathering for 1,000, Lambeau Field can accommodate a variety of events with unique space, an extraordinary staff and all-around excellence. The Lambeau Field Events Team (920-569-7515) can assist with any function with catering provided by Delaware North, a global leader in hospitality. In a typical year, the Lambeau Field Atrium hosts upward of 900 events – including corporate, nonprofit, association and social events – and welcomes more than 100,000 guests to the facility. Most years, more than 50 percent of the department's bookings come from outside of Brown County.

The Johnsonville Tailgate Village is a vibrant gameday and event space in the parking lot on the east side of the stadium.



PACKERS PRO SHOP — Owned and operated by the Packers, the Packers Pro Shop is not only a shopping destination, but also a Packers experience. The 21,500-square-foot store, which opened in July 2014, is double the size of the previous store and located in the lobby level spanning the entire north side of the Atrium. Two entrances welcome visitors, one with a six-foot scaled replica gameday helmet, the other with a 50-foot replica Lombardi Trophy. Inside, thousands of Packers items await, from clothing to special, unique items. The experience includes a wall of video monitors and extensive jersey and hat sections, among other design features.

OTHER EVENTS

COMMUNITY EVENTS — An obvious destination for football-related events and generally taking in Packers lore, the Lambeau Field Atrium also hosts a number of community events each year that draw thousands of people. Project Play 60, a winter event, focuses on getting kids out of the house to enjoy fun physical activity, and Timeout for Reading promotes literacy by providing books and story-time in the Atrium. Spooktacular Fun, held in October, is a Halloween event that features interactive and entertaining activities, including sing-along music, magic, mimes, clowns





and jugglers. Festival of Lights, a holiday-themed event in December, features a visit from Santa Claus, cookie decorating, choirs and a 40-foot tree with 10,000 lights. The Atrium has also hosted community send-offs for Green Bay's 127th National Guard Unit in 2005, 2009 and 2019.

FROZEN TUNDRA HOCKEY CLASSIC — From Feb. 10-12, 2006, Lambeau Field hosted the Frozen Tundra Hockey Classic, featuring the Wisconsin Badgers vs. the Ohio State Buckeyes. Among the weekend's highlights were a community skate, picture-taking with the Stanley Cup and Vince Lombardi trophies, autographs with the Badgers hockey team, and youth hockey sessions. The action culminated with a 4-2 Badgers victory in front of 40,890 fans, with the weekend bringing in nearly \$3 million to the local economy.

LZ LAMBEAU — Lambeau Field hosted a "Welcome Home" weekend for Wisconsin's Vietnam veterans, Vietnam-era veterans and their families, May 20-22, 2010. Over the three days, 70,000 people took in speakers, exhibits, music and segments from Wisconsin Public Television's *Vietnam War Stories* documentary. The weekend was presented in partnership with the Wisconsin Department of Veterans Affairs, the Wisconsin Historical Society, Wisconsin Public Television and statewide veterans' organizations.




COLLEGE FOOTBALL — On Saturday, Sept. 3, 2016, the stadium hosted the Lambeau Field College Classic, presented by Carmex®, between the LSU Tigers and the Wisconsin Badgers. The contest marked the first college football game at the historic stadium since Nov. 19, 1983, when the St. Norbert College Green Knights defeated the Fordham University Rams, 18-9. The 2016 game had an economic impact of more than \$13 million, with fans from both contingents traveling to the area for the week of the game. In a thrilling finish, Wisconsin defeated LSU, 16-14, in front of a crowd of 77,823. College football was set to return to Lambeau Field in 2020, with Wisconsin facing the University of Notre Dame in the Irish's first appearance at Lambeau Field. Due to the COVID-19 pandemic, the matchup was rescheduled for Sept. 5, 2026, which will be the second of a two-game neutral-site football series that also saw the two teams meet at Soldier Field in Chicago on Sept. 25, 2021.

CONCERT TOURS — On June 11, 2011, Lambeau Field hosted its first major concert since the redevelopment was completed in 2003. More than 45,000 fans packed the stadium to take in Kenny Chesney, along with the Zac Brown Band, Billy Currington and Uncle Kracker. Chesney made a

return visit on June 20, 2015, this time with Jason Aldean and others, and played to more than 50,000. On June 17, 2017, Lambeau Field welcomed legendary musician Billy Joel, who performed for more than 43,000 for his first-ever concert in Green Bay. Most recently, iconic musician Paul McCartney performed to a sold-out crowd on June 8, 2019. The concerts, all held during weekends, attracted a wide variety of music fans of all ages to the Green Bay area and each made an impact of nearly \$5 million in the area

INTERNATIONAL SOCCER — On July 23, 2022, Lambeau Field hosted a different kind of football, with an international soccer match taking place for the first time in the stadium's venerable history. The exhibition match between English Premier League club Manchester City and German Bundesliga club FC Bayern Munich was played in front of a sold-out crowd, with supporters traveling from 19 different countries and all 50 states. Lambeau Field provided an incredible backdrop for the traditions embraced by soccer enthusiasts, including flags, songs and chants. The 1-0 Manchester City victory was decided by a goal scored by Erling Haaland in the 12th minute.

2025 NFL DRAFT — In 2023, the NFL announced that Green Bay has been selected to host the 2025 NFL Draft from April 24-26. While details are still being finalized, the main portion of the event is expected to take place on the Lambeau Field and Tittletown campus and bring together more than 250,000 fans from all over the country while having a \$92 million economic impact statewide.



TITLETOWN DEVELOPMENT

Located just west of Lambeau Field, Tittletown is the Packers' mixed-use, community development. The multi-acre park space features activities and events year-round and daily recreation no matter the season.

Titletown, currently situated on nearly 45 acres of land, builds upon the success of Lambeau Field's major redevelopment in 2003 and the Atrium renovation in 2015. The development aims to maximize its unique location to attract visitors, spur regional economic growth, offer amenities to residents and complement the greater Green Bay area's draw as an excellent location to live, work and play.



TITLETOWN



Titletown offers daily fitness and recreation activities, programs and festivals throughout the year, with live music, family-friendly holiday events and a variety of options for fun-seeking visitors from near and far. A unique Play 60-themed playground and regulation-size athletic field are popular destinations. During the colder months, Ariens Hill at Titletown offers tubing and the Plaza transforms into an ice rink for skating and ice biking.

The development also offers various spaces to rent for private events, including corporate and private gatherings, with flexible indoor and outdoor options.

Titletown's initial anchor tenants, Hinterland Restaurant and Brewery, Lodge Kohler and Bellin Health Titletown Sports Medicine & Orthopedics, continue to welcome more guests each year while providing top-notch service.

Lodge Kohler, a four-diamond hotel built and managed by Kohler Co., features a modern-day lodge atmosphere with five floors. Lodge Kohler is home to a one-of-a-kind Kohler

Waters Spa, a panoramic restaurant and bar – Taverne in the Sky – and a first-floor lobby café, Leaps & Bounds.

Bellin Health Titletown Sports Medicine & Orthopedics is a 52,000-square-foot facility that is geared toward injury prevention, athletic-performance improvement and treatment and therapy for injuries. The facility features the best technology and serves athletes of all ages and abilities.

The award-winning Hinterland Restaurant and Brewery features a main-floor beer hall, a farm-to-table menu and an intimate fine-dining experience on the upper level. The outdoor patio opens up to Titletown's park and diners can enjoy eating in the center of the action.

In 2019, the Green Bay Packers and Microsoft launched TitletownTech, a venture capital firm formed out of a foundational partnership that has grown to include national and regional corporate investors. Designed to bring world-class innovation and expertise to Green Bay, the state of Wisconsin and the Midwest, TitletownTech focuses on funding and sup-





porting high-growth, early-stage startups, while inviting existing businesses to explore commercialization opportunities and transform their operations through technology. TitledTownTech continues to invest in startups solving critical problems in industries core to the region, including digital health; manufacturing and construction; supply chain and logistics; agriculture, water and the environment; and sports, media and entertainment. In 2023 the firm closed its second fund, bringing its total assets under management to \$95 million.

The TitledTownTech building also includes The Turn, powered by Topgolf Suites — a 11,000-square-foot space managed by Delaware North. The venue features high-tech simulation bays with a variety of games and activities and a restaurant that serves hand-crafted dishes made with fresh ingredients and regional flavors. Also included in the building is an experiential Associated Bank branch, offering banking services and interactive activities for Packers fans. In 2024, the building will welcome Mexican fusion restaurant BelAir Cantina, which will serve innovative shareables, tacos, burritos and margaritas.

TitledTown's Phase 2 continues growing, with 35 TitledTownHomes townhomes and 152 TitledTownFlats units ranging from studios to three bedrooms now providing homes for hundreds of residents. The U.S. Venture Center, a seven-story office tower on the west end of the development, provides premium office space for the headquarters of Breakthrough, the Green Bay office of Miron Construction, accounting firm CLA and professional services firm Aon. Phase 2 has also extended TitledTown's public footprint further to the west, with several additional acres of plaza and green

space adjacent to the TitledTownFlats and the U.S. Venture Center. Just east of the U.S. Venture Center, construction work has begun on TitledTown's newest building, which will consist of two stories and 46,000 square feet. Possible tenants may include a fitness center and other commercial ventures. Between the new building and The Turn, additional undeveloped space has been turned into a temporary asphalt lot to create a flexible, functional area for activities. This space will be utilized during the NFL Draft and is expected to be developed in future years for further commercial and retail uses.

More information is available at [TitledTown.com](https://www.titledtown.com).



2024 LEAGUE SCHEDULE

WEEK 1

Thursday, September 5

1 Baltimore at Kansas City	7:20p (CT)
----------------------------	------------

Friday, September 6

2 Green Bay at Philadelphia (São Paulo)	9:15p (BRT)
---	-------------

Sunday, September 8

3 Pittsburgh at Atlanta	1:00p (ET)
4 Arizona at Buffalo	1:00p (ET)
5 Tennessee at Chicago	12:00p (CT)
6 New England at Cincinnati	1:00p (ET)
7 Houston at Indianapolis	1:00p (ET)
8 Jacksonville at Miami	1:00p (ET)
9 Carolina at New Orleans	12:00p (CT)
10 Minnesota at N.Y. Giants	1:00p (ET)
11 Las Vegas at L.A. Chargers	1:05p (PT)
12 Denver at Seattle	1:05p (PT)
13 Dallas at Cleveland	4:25p (ET)
14 Washington at Tampa Bay	4:25p (ET)
15 L.A. Rams at Detroit	8:20p (ET)

Monday, September 9

16 N.Y. Jets at San Francisco	5:15p (PT)
-------------------------------	------------

WEEK 2

Thursday, September 12

17 Buffalo at Miami	8:15p (ET)
---------------------	------------

Sunday, September 15

18 Las Vegas at Baltimore	1:00p (ET)
19 L.A. Chargers at Carolina	1:00p (ET)
20 New Orleans at Dallas	12:00p (CT)
21 Tampa Bay at Detroit	1:00p (ET)
22 Indianapolis at Green Bay	12:00p (CT)
23 Cleveland at Jacksonville	1:00p (ET)
24 San Francisco at Minnesota	12:00p (CT)
25 Seattle at New England	1:00p (ET)
26 N.Y. Jets at Tennessee	12:00p (CT)
27 N.Y. Giants at Washington	1:00p (ET)
28 L.A. Rams at Arizona	1:05p (MT)
29 Pittsburgh at Denver	2:25p (MT)
30 Cincinnati at Kansas City	3:25p (CT)
31 Chicago at Houston	7:20p (CT)

Monday, September 16

32 Atlanta at Philadelphia	8:15p (ET)
----------------------------	------------

WEEK 3

Thursday, September 19

33 New England at N.Y. Jets	8:15p (ET)
-----------------------------	------------

Sunday, September 22

34 N.Y. Giants at Cleveland	1:00p (ET)
35 Chicago at Indianapolis	1:00p (ET)
36 Houston at Minnesota	12:00p (CT)
37 Philadelphia at New Orleans	12:00p (CT)
38 L.A. Chargers at Pittsburgh	1:00p (ET)
39 Denver at Tampa Bay	1:00p (ET)
40 Green Bay at Tennessee	12:00p (CT)
41 Carolina at Las Vegas	1:05p (PT)
42 Miami at Seattle	1:05p (PT)
43 Detroit at Arizona	1:25p (MT)
44 Baltimore at Dallas	3:25p (CT)
45 San Francisco at L.A. Rams	1:25p (PT)
46 Kansas City at Atlanta	8:20p (ET)

Monday, September 23

47 Jacksonville at Buffalo	7:30p (ET)
48 Washington at Cincinnati	8:15p (ET)

SCHEDULING FORMULA

At a league meeting on March 30, 2021, NFL clubs approved an enhanced season structure that beginning in 2021 featured each team playing 17 regular-season games and three preseason games for the first time. The NFL-NFLPA Collective Bargaining Agreement signed in March 2020 enabled the league, with the approval of the union and its players, to enhance the regular season with a move to 17 games, providing fans an extra week of regular-season NFL action. It was the first change to the season structure since the 1978 campaign ushered in an era of 16 regular-season and four preseason games.

The 17th game features teams from opposing conferences that finished in the same place within their division the previous season. Under the NFL scheduling formula, every team plays 17 games as follows:

- Home and away against its three division opponents (**six games**).
- The four teams from another division within its conference on a rotating three-year cycle (**four games**).
- The four teams from a division in the other conference on a rotating four-year cycle (**four games**).
- Two intra-conference games based on the prior year's standings (**two games**). These games will match a first-place team against the first-place teams in the two same-conference divisions the team is not scheduled to play that season. The second-place, third-place and fourth-place teams in a conference will be matched in the same way each year.
- One interconference game based on the prior year's standings on a rotating four-year cycle (**one game**). These games match a first-place team from one division against a first-place team in an opposite conference division that the team is not scheduled to play that season. The second-place, third-place and fourth-place teams in each division are matched in the same way each year. The home conference for this game will rotate each season, which began with AFC teams hosting the game in 2021.

WEEK 4

Thursday, September 26

49 Dallas at N.Y. Giants	8:15p (ET)
--------------------------	------------

Sunday, September 29

50 New Orleans at Atlanta	1:00p (ET)
51 Cincinnati at Carolina	1:00p (ET)
52 L.A. Rams at Chicago	12:00p (CT)
53 Minnesota at Green Bay	12:00p (CT)
54 Jacksonville at Houston	12:00p (CT)
55 Pittsburgh at Indianapolis	1:00p (ET)
56 Denver at N.Y. Jets	1:00p (ET)
57 Philadelphia at Tampa Bay	1:00p (ET)
58 Washington at Arizona	1:05p (MT)
59 New England at San Francisco	1:05p (PT)
60 Kansas City at L.A. Chargers	1:25p (PT)
61 Cleveland at Las Vegas	1:25p (PT)
62 Buffalo at Baltimore	8:20p (ET)

Monday, September 30

63 Tennessee at Miami	7:30p (ET)
64 Seattle at Detroit	8:15p (ET)

WEEK 5

Open Date: Detroit, L.A. Chargers, Philadelphia, Tennessee

Thursday, October 3

65 Tampa Bay at Atlanta	8:15p (ET)
-------------------------	------------

Sunday, October 6

66 N.Y. Jets vs Minnesota (Tottenham)	2:30p (BST)
67 Carolina at Chicago	12:00p (CT)
68 Baltimore at Cincinnati	1:00p (ET)
69 Buffalo at Houston	12:00p (CT)
70 Indianapolis at Jacksonville	1:00p (ET)
71 Miami at New England	1:00p (ET)
72 Cleveland at Washington	1:00p (ET)
73 Las Vegas at Denver	2:05p (MT)
74 Arizona at San Francisco	1:05p (PT)
75 Green Bay at L.A. Rams	1:25p (PT)
76 N.Y. Giants at Seattle	1:25p (PT)
77 Dallas at Pittsburgh	8:20p (ET)

Monday, October 7

78 New Orleans at Kansas City	7:15p (CT)
-------------------------------	------------

WEEK 6

Open Date: Kansas City, L.A. Rams, Miami, Minnesota

Thursday, October 10

79 San Francisco at Seattle	5:15p (PT)
-----------------------------	------------

Sunday, October 13

80 Jacksonville vs Chicago (Tottenham)	2:30p (BST)
81 Washington at Baltimore	1:00p (ET)
82 Arizona at Green Bay	12:00p (CT)
83 Houston at New England	1:00p (ET)
84 Tampa Bay at New Orleans	12:00p (CT)
85 Cleveland at Philadelphia	1:00p (ET)
86 Indianapolis at Tennessee	12:00p (CT)
87 L.A. Chargers at Denver	2:05p (MT)
88 Pittsburgh at Las Vegas	1:05p (PT)
89 Atlanta at Carolina	4:25p (ET)
90 Detroit at Dallas	3:25p (CT)
91 Cincinnati at N.Y. Giants	8:20p (ET)

Monday, October 14

92 Buffalo at N.Y. Jets	8:15p (ET)
-------------------------	------------

WEEK 7

Open Date: Chicago, Dallas

Thursday, October 17

93 Denver at New Orleans 7:15p (CT)

Sunday, October 20

94 New England at Jacksonville (Wembley) 2:30p (BST)

95 Seattle at Atlanta 1:00p (ET)

96 Tennessee at Buffalo 1:00p (ET)

97 Cincinnati at Cleveland 1:00p (ET)

98 Houston at Green Bay 12:00p (CT)

99 Miami at Indianapolis 1:00p (ET)

100 Detroit at Minnesota 12:00p (CT)

101 Philadelphia at N.Y. Giants 1:00p (ET)

102 Las Vegas at L.A. Rams 1:05p (PT)

103 Carolina at Washington 4:05p (ET)

104 Kansas City at San Francisco 1:25p (PT)

105 N.Y. Jets at Pittsburgh 8:20p (ET)

Monday, October 21

106 Baltimore at Tampa Bay 8:15p (ET)

107 L.A. Chargers at Arizona 6:00p (MT)

WEEK 8

Thursday, October 24

108 Minnesota at L.A. Rams 5:15p (PT)

Sunday, October 27

109 Baltimore at Cleveland 1:00p (ET)

110 Tennessee at Detroit 1:00p (ET)

111 Indianapolis at Houston 12:00p (CT)

112 Green Bay at Jacksonville 1:00p (ET)

113 Arizona at Miami 1:00p (ET)

114 N.Y. Jets at New England 1:00p (ET)

115 Atlanta at Tampa Bay 1:00p (ET)

116 Chicago at Washington 1:00p (ET)

117 New Orleans at L.A. Chargers 1:05p (PT)

118 Buffalo at Seattle 1:05p (PT)

119 Philadelphia at Cincinnati 4:25p (ET)

120 Carolina at Denver 2:25p (MT)

121 Kansas City at Las Vegas 1:25p (PT)

122 Dallas at San Francisco 5:20p (PT)

Monday, October 28

123 N.Y. Giants at Pittsburgh 8:15p (ET)

WEEK 9

Open Date: Pittsburgh, San Francisco

Thursday, October 31

124 Houston at N.Y. Jets 8:15p (ET)

Sunday, November 3

125 Dallas at Atlanta 1:00p (ET)

126 Denver at Baltimore 1:00p (ET)

127 Miami at Buffalo 1:00p (ET)

128 New Orleans at Carolina 1:00p (ET)

129 Las Vegas at Cincinnati 1:00p (ET)

130 L.A. Chargers at Cleveland 1:00p (ET)

131 Indianapolis at Minnesota 12:00p (CT)

132 Washington at N.Y. Giants 1:00p (ET)

133 New England at Tennessee 12:00p (CT)

134 Chicago at Arizona 2:05p (MT)

135 Detroit at Green Bay 3:25p (CT)

136 L.A. Rams at Seattle 1:25p (PT)

137 Jacksonville at Philadelphia 8:20p (ET)

Monday, November 4

138 Tampa Bay at Kansas City 7:15p (CT)

WEEK 10

Open Date: Cleveland, Green Bay, Las Vegas, Seattle

Thursday, November 7

139 Cincinnati at Baltimore 8:15p (ET)

Sunday, November 10

140 N.Y. Giants vs Carolina (Munich) 3:30p (CET)

141 New England at Chicago 12:00p (CT)

142 Buffalo at Indianapolis 1:00p (ET)

143 Minnesota at Jacksonville 1:00p (ET)

144 Denver at Kansas City 12:00p (CT)

145 Atlanta at New Orleans 12:00p (CT)

146 San Francisco at Tampa Bay 1:00p (ET)

147 Pittsburgh at Washington 1:00p (ET)

148 Tennessee at L.A. Chargers 1:05p (PT)

149 N.Y. Jets at Arizona 2:25p (MT)

150 Philadelphia at Dallas 3:25p (CT)

151 Detroit at Houston 7:20p (CT)

Monday, November 11

152 Miami at L.A. Rams 5:15p (PT)

WEEK 11

Open Date: Arizona, Carolina, N.Y. Giants, Tampa Bay

Thursday, November 14

153 Washington at Philadelphia 8:15p (ET)

Sunday, November 17

154 Green Bay at Chicago 12:00p (CT)

155 Jacksonville at Detroit 1:00p (ET)

156 Las Vegas at Miami 1:00p (ET)

157 L.A. Rams at New England 1:00p (ET)

158 Cleveland at New Orleans 12:00p (CT)

159 Baltimore at Pittsburgh 1:00p (ET)

160 Minnesota at Tennessee 12:00p (CT)

161 Atlanta at Denver 2:05p (MT)

162 Seattle at San Francisco 1:05p (PT)

163 Kansas City at Buffalo 4:25p (ET)

164 Cincinnati at L.A. Chargers 1:25p (PT)

165 Indianapolis at N.Y. Jets 8:20p (ET)

Monday, November 18

166 Houston at Dallas 7:15p (CT)

WEEK 12

Open Date: Atlanta, Buffalo, Cincinnati, Jacksonville, New Orleans, N.Y. Jets

Thursday, November 21

167 Pittsburgh at Cleveland 8:15p (ET)

Sunday, November 24

168 Kansas City at Carolina 1:00p (ET)

169 Minnesota at Chicago 12:00p (CT)

170 Tennessee at Houston 12:00p (CT)

171 Detroit at Indianapolis 1:00p (ET)

172 New England at Miami 1:00p (ET)

173 Tampa Bay at N.Y. Giants 1:00p (ET)

174 Dallas at Washington 1:00p (ET)

175 Denver at Las Vegas 1:05p (PT)

176 San Francisco at Green Bay 3:25p (CT)

177 Arizona at Seattle 1:25p (PT)

178 Philadelphia at L.A. Rams 5:20p (PT)

Monday, November 25

179 Baltimore at L.A. Chargers 5:15p (PT)

WEEK 13

Thursday, November 28

180 Chicago at Detroit 12:30p (ET)

181 N.Y. Giants at Dallas 3:30p (CT)

182 Miami at Green Bay 7:20p (CT)

Friday, November 29

183 Las Vegas at Kansas City 2:00p (CT)

Sunday, December 1

184 L.A. Chargers at Atlanta 1:00p (ET)

185 Pittsburgh at Cincinnati 1:00p (ET)

186 Houston at Jacksonville 1:00p (ET)

187 Arizona at Minnesota 12:00p (CT)

188 Indianapolis at New England 1:00p (ET)

189 Seattle at N.Y. Jets 1:00p (ET)

190 Tennessee at Washington 1:00p (ET)

191 Tampa Bay at Carolina 4:05p (ET)

192 L.A. Rams at New Orleans 3:05p (CT)

193 Philadelphia at Baltimore 4:25p (ET)

194 San Francisco at Buffalo 8:20p (ET)

Monday, December 2

195 Cleveland at Denver 6:15p (MT)

WEEK 14

Open Date: Baltimore, Denver, Houston, Indianapolis, New England, Washington

Thursday, December 5

196 Green Bay at Detroit 8:15p (ET)

Sunday, December 8

197 N.Y. Jets at Miami 1:00p (ET)

198 Atlanta at Minnesota 12:00p (CT)

199 New Orleans at N.Y. Giants 1:00p (ET)

200 Carolina at Philadelphia 1:00p (ET)

201 Cleveland at Pittsburgh 1:00p (ET)

202 Las Vegas at Tampa Bay 1:00p (ET)

203 Jacksonville at Tennessee 12:00p (CT)

204 Seattle at Arizona 2:05p (MT)

205 Buffalo at L.A. Rams 1:25p (PT)

206 Chicago at San Francisco 1:25p (PT)

207 L.A. Chargers at Kansas City 7:20p (CT)

Monday, December 9

208 Cincinnati at Dallas 7:15p (CT)

LOMBARDI'S PUPILS

Vince Lombardi hired 11 assistant coaches during his nine years (1959-67) as Packers head coach. Of those assistants, five became NFL head coaches: Bill Austin (Pittsburgh, Washington), Phil Bengtson (Green Bay, *New England), Jerry Burns (Minnesota), Tom Fears (New Orleans) and Norb Hecker (Atlanta).

*Interim head coach for five games in 1972

WEEK 15

Thursday, December 12

209 L.A. Rams at San Francisco 5:15p (PT)

Sunday, December 15

210 Dallas at Carolina 1:00p (ET)
 211 Kansas City at Cleveland 1:00p (ET)
 212 Miami at Houston 12:00p (CT)
 213 N.Y. Jets at Jacksonville 1:00p (ET)
 214 Washington at New Orleans 12:00p (CT)
 215 Baltimore at N.Y. Giants 1:00p (ET)
 216 Cincinnati at Tennessee 12:00p (CT)
 217 New England at Arizona 2:25p (MT)
 218 Indianapolis at Denver 2:25p (MT)
 219 Buffalo at Detroit 4:25p (ET)
 220 Tampa Bay at L.A. Chargers 1:25p (PT)
 221 Pittsburgh at Philadelphia 4:25p (ET)
 222 **Green Bay at Seattle 5:20p (PT)**

Monday, December 16

223 Chicago at Minnesota 7:00p (CT)
 224 Atlanta at Las Vegas 5:30p (PT)

WEEK 16

Thursday, December 19

225 Cleveland at Cincinnati 8:15p (ET)

Saturday, December 21

226 Houston at Kansas City 12:00p (CT)
 227 Pittsburgh at Baltimore 4:30p (ET)

Sunday, December 22

228 N.Y. Giants at Atlanta 1:00p (ET)
 229 New England at Buffalo 1:00p (ET)
 230 Arizona at Carolina 1:00p (ET)
 231 Detroit at Chicago 12:00p (CT)
 232 Tennessee at Indianapolis 1:00p (ET)
 233 L.A. Rams at N.Y. Jets 1:00p (ET)
 234 Philadelphia at Washington 1:00p (ET)
 235 Denver at L.A. Chargers 1:05p (PT)
 236 Minnesota at Seattle 1:05p (PT)
 237 Jacksonville at Las Vegas 1:25p (PT)
 238 San Francisco at Miami 4:25p (ET)
 239 Tampa Bay at Dallas 7:20p (CT)

Monday, December 23

240 **New Orleans at Green Bay ... 7:15p (CT)**

WEEK 17

Wednesday, December 25

241 Kansas City at Pittsburgh 1:00p (ET)
 242 Baltimore at Houston 3:30p (CT)

Thursday, December 26

243 Seattle at Chicago 7:15p (CT)

Saturday, December 28

244 Denver at Cincinnati TBD
 245 Arizona at L.A. Rams TBD
 246 L.A. Chargers at New England TBD
 247 Indianapolis at N.Y. Giants TBD
 248 Atlanta at Washington TBD

Sunday, December 29

249 N.Y. Jets at Buffalo 1:00p (ET)
 250 Tennessee at Jacksonville 1:00p (ET)
 251 **Green Bay at Minnesota 12:00p (CT)**
 252 Las Vegas at New Orleans 12:00p (CT)
 253 Carolina at Tampa Bay 1:00p (ET)
 254 Dallas at Philadelphia 4:25p (ET)
 255 Miami at Cleveland 8:20p (ET)

Monday, December 30

256 Detroit at San Francisco 5:15p (PT)



POSTSEASON

Sat., Jan. 11 & Sun., Jan. 12 AFC and NFC Wild Card Playoffs (CBS, ESPN, FOX and NBC)
 Sat., Jan. 18 & Sun., Jan. 19 AFC and NFC Divisional Playoffs (CBS, FOX and NBC)
 Sun., Jan. 26 AFC and NFC Championship Games (CBS and FOX)
 Sun., Feb. 11 Super Bowl LIX, Caesars Superdome, New Orleans (FOX)

WEEK 18

Week 18 Game Pool - Date/Time/Network TBD

257 San Francisco at Arizona TBD
 258 Carolina at Atlanta TBD
 259 Cleveland at Baltimore TBD
 260 Washington at Dallas TBD
 261 Kansas City at Denver TBD
 262 Minnesota at Detroit TBD
 263 **Chicago at Green Bay TBD**
 264 Jacksonville at Indianapolis TBD
 265 Seattle at L.A. Rams TBD
 266 L.A. Chargers at Las Vegas TBD
 267 Buffalo at New England TBD
 268 Miami at N.Y. Jets TBD
 269 N.Y. Giants at Philadelphia TBD
 270 Cincinnati at Pittsburgh TBD
 271 New Orleans at Tampa Bay TBD
 272 Houston at Tennessee TBD

NATIONAL TELEVISION

REGULAR SEASON - TIMES P.M. (ET)

Thursday, Sept. 5 Baltimore at Kansas City (NBC) 8:20
 Friday, Sept. 6 Green Bay vs Philadelphia in Sao Paulo (Peacock) 8:15
 Sunday, Sept. 8 L.A. Rams at Detroit (NBC) 8:20
 Monday, Sept. 9 N.Y. Jets at San Francisco (ESPN/ABC) 8:15
 Thursday, Sept. 12 Buffalo at Miami (Prime Video) 8:15
 Sunday, Sept. 15 Chicago at Austin (NBC) 8:20
 Monday, Sept. 16 Atlanta at Philadelphia (ESPN) 8:15
 Thursday, Sept. 19 New England at N.Y. Jets (Prime Video) 8:15
 Sunday, Sept. 22 Kansas City at Atlanta (NBC) 8:20
 Monday, Sept. 23 Jacksonville at Buffalo (ESPN) 7:30
 Thursday, Sept. 26 Washington at Cincinnati (ABC) 8:15
 Sunday, Sept. 26 Dallas vs Giants (Prime Video) 8:15
 Sunday, Sept. 29 Buffalo at Baltimore (NBC) 8:20
 Monday, Sept. 30 Tennessee at Miami (ESPN) 7:30
 Monday, Sept. 30 Seattle at Detroit (ABC) 8:15
 Sunday, Oct. 3 Tampa Bay at Atlanta (Prime Video) 8:15
 Sunday, Oct. 6 N.Y. Jets vs Minnesota at Tottenham (NFLN) 9:30a
 Sunday, Oct. 6 Dallas at Pittsburgh (NBC*) 8:20
 Monday, Oct. 7 New Orleans at Kansas City (ESPN) 8:15
 Thursday, Oct. 10 San Francisco at Seattle (Prime Video) 8:15
 Sunday, Oct. 13 Jacksonville vs Chicago at Tottenham (NFLN) 9:30a
 Sunday, Oct. 13 Cincinnati at N.Y. Giants (NBC*) 8:20
 Monday, Oct. 14 Buffalo at Jets (ESPN) 8:15
 Thursday, Oct. 17 Denver at New Orleans (Prime Video) 8:15
 Sunday, Oct. 20 New England vs Jacksonville at Wembley (NFLN) 9:30a
 Sunday, Oct. 20 N.Y. Jets at Pittsburgh (NBC*) 8:20
 Monday, Oct. 21 Baltimore at Tampa Bay (ESPN) 8:15
 Monday, Oct. 21 L.A. Chargers at Arizona (ESPN) 8:20
 Thursday, Oct. 24 Minnesota at L.A. Rams (Prime Video) 8:15
 Sunday, Oct. 27 Dallas at San Francisco (NBC*) 8:20
 Monday, Oct. 28 N.Y. Giants at Pittsburgh (ESPN/ABC) 8:15
 Thursday, Oct. 31 Houston at N.Y. Jets (Prime Video) 8:15
 Sunday, Nov. 3 Dallas at Atlanta (FOX) 1:00
 Sunday, Nov. 3 Jacksonville at Philadelphia (NBC*) 8:15
 Monday, Nov. 4 Tampa Bay at Kansas City (ESPN) 8:15
 Thursday, Nov. 7 Cincinnati at Baltimore (Prime Video) 8:15
 Sunday, Nov. 10 N.Y. Giants vs Carolina at Munich (NFLN) 9:30a
 Sunday, Nov. 10 Detroit at Houston (NBC*) 8:20
 Monday, Nov. 11 Miami at L.A. Rams (ESPN) 8:15
 Thursday, Nov. 14 Washington at Philadelphia (Prime Video) 8:15
 Sunday, Nov. 17 Indianapolis at N.Y. Jets (NBC*) 8:20
 Monday, Nov. 18 Houston at Dallas (ESPN) 8:15
 Thursday, Nov. 21 Pittsburgh at Cleveland (Prime Video) 8:15
 Sunday, Nov. 24 Philadelphia at L.A. Rams (NBC*) 8:20
 Monday, Nov. 25 Baltimore at Buffalo (ABC) 8:20
 Thursday, Nov. 28 Chicago at Detroit on Thanksgiving (CBS) 12:30
 Thursday, Nov. 28 N.Y. Giants at Dallas on Thanksgiving (FOX) 4:30
Thursday, Nov. 28 Miami at Green Bay on Thanksgiving (NBC) 8:20
 Friday, Nov. 29 Las Vegas at Kansas City (Prime Video) 3:00
 Sunday, Dec. 2 San Francisco at Buffalo (ABC) 8:20
 Monday, Dec. 2 Cleveland at Denver (ESPN*) 8:15
Thursday, Dec. 5 Green Bay at Detroit (Prime Video*) 8:15
 Sunday, Dec. 8 L.A. Chargers at Kansas City (NBC*) 8:20
 Monday, Dec. 9 Cincinnati at Dallas (ESPN/ABC*) 8:15
 Thursday, Dec. 12 L.A. Rams at San Francisco (Prime Video*) 8:15
Sunday, Dec. 15 Green Bay at Seattle (NBC*) 8:20
 Monday, Dec. 16 Chicago at Minnesota (ABC*) 8:00
 Monday, Dec. 16 Atlanta at Las Vegas (ESPN*) 8:30
 Thursday, Dec. 19 Cleveland at Cincinnati (Prime Video*) 8:15
 Saturday, Dec. 21 Houston at Kansas City (NBC) 1:00
 Saturday, Dec. 21 Pittsburgh at Baltimore (FOX) 4:30
 Sunday, Dec. 22 Tampa Bay at Dallas (NBC*) 8:20
Monday, Dec. 23 New Orleans at Green Bay (ESPN*) 8:15
 Sunday, Dec. 23 Kansas City at Pittsburgh on Christmas (Netflix) 1:00
 Wednesday, Dec. 25 Baltimore at Houston on Christmas (Netflix) 4:30
 Thursday, Dec. 26 Seattle at Chicago (Prime Video*) 8:15
 Saturday, Dec. 28 (Teams TBD) (NFLN) 1:00
 Saturday, Dec. 28 (Teams TBD) (NFLN) 4:30
 Saturday, Dec. 28 (Teams TBD) (NFLN) 8:00
 Sunday, Dec. 29 Miami at Cleveland (NBC*) 8:20
 Monday, Dec. 30 Detroit at San Francisco (ESPN/ABC*) 8:15
 Saturday, Jan. 4 (Teams TBD) (ESPN/ABC*) 8:15
 Saturday, Jan. 4 (Teams TBD) (ESPN/ABC*) 8:00
 Sunday, Jan. 5 (Teams TBD) (NBC*) 8:20

2024 NFL SCHEDULE

COMMUNITY

ADMIN. & COACHES

VETERANS

DRAFT & FREE AGENTS

REVIEW

2023 RECORDS & HISTORY

LAMBEAU FIELD

NFL SCHEDULE

* This season, "flexible scheduling" for Sunday Night Football may be used up to twice between Weeks 5-10, and in the NFL's discretion during Weeks 11-17; for Monday Night Football in the NFL's discretion in Weeks 12-17; and for Thursday Night Football it may be used up to twice between Weeks 13-17. During these flex-scheduling windows, the games initially scheduled for Sunday Night Football (on NBC), Monday Night Football (on ESPN or ABC) and Thursday Night Football (on Amazon Prime Video) are tentatively scheduled and subject to change. Only Sunday afternoon games (or those listed as TBD) are eligible to be moved to Sunday night, Monday night or Thursday night, in which case the initially scheduled Sunday/Monday night game would be moved to Sunday afternoon. Sunday afternoon games may also be moved between 1 p.m. and 4:05 p.m. or 4:25 p.m. ET. As in prior seasons, for Week 18, the final weekend of the season, the scheduling of the Saturday, Sunday afternoon and Sunday night games is not assigned. In Week 18, two games will be played on Saturday (4:30 p.m. ET and 8:15 p.m. ET) with the remainder to be played on Sunday afternoon (1:00 p.m. ET and 4:25 p.m. ET) and one matchup to be played on Sunday night (8:20 p.m. ET). Specific dates, start times and networks for Week 18 matchups will be determined and announced following the conclusion of Week 17.

PACKERS RADIO NETWORK

Wayne Larrivee and Larry McCarren enter their 26th season of broadcasts together across the Packers Radio Network in 2024. Though both are veteran broadcasters, the two were paired for the first time in 1999 to bring the color and excitement of Green Bay Packers football to fans throughout Wisconsin, Upper Michigan and four more-distant states. They surpassed Jim Irwin and Max McGee for the most regular-season and postseason games broadcast for the Packers with 313 at the 2018 season opener against Chicago.

Larrivee, who grew up as a fan of the Packers in his native Lee, Mass., enters his 47th consecutive year broadcasting NFL games, having joined Green Bay's broadcast team after 14 seasons as the radio voice of the Chicago Bears (1985-98) on WGN and WMAQ Radio in Chicago. Earlier, he had done play-by-play of Kansas City Chiefs games for seven years (1978-84) on KCMO Radio in Kansas City. Known for his thorough preparation and his moderated, yet enthusiastic, call of the action, Larrivee's more-recent credits also include play-by-play for Big Ten Conference football and basketball for the Big Ten Network and NCAA basketball for Westwood One.

Highly decorated, the 69-year-old Larrivee was named Illinois Sportscaster of the Year in 1997 and is a seven-time winner of the Silver Dome Award, presented by the Illinois Broadcasters Association, for best radio football play-by-play. He is also a four-time winner of a Midwest Emmy for Chicago Bulls basketball play-by-play. In May 2011, he was honored as Communicator of the Year by the Wisconsin Chapter of the Public Relations Society of America.

A 1977 graduate of Emerson College in Boston, he received the school's Alumni Achievement Award in June 2005 and was inducted into the Emerson College Hall of Fame in June 2018. In 2012, the college appointed him to its alumni association board of directors. Larrivee also has done play-by-play of Chicago Bulls basketball on WGN-TV from 1991-2008, Chicago Cubs baseball, University of Iowa football, Quad Cities (Iowa) Angels minor league baseball, University of Missouri basketball and Kansas City Kings basketball games.

McCarren first joined the team's broadcasts in 1995, working his first four seasons with Irwin and McGee. Inducted into the Packers Hall of Fame in 1992, he also is a favorite among television viewers in northeast Wisconsin. After 27 years, he retired from Green Bay television and joined the Green Bay Packers' digital department as their sports analyst. McCarren has been voted Wisconsin Sportscaster of the Year four times (1994, 1996, 2002, 2007) by the National Sportscasters and Sportswriters Association. In June 2016, McCarren was inducted into the Wisconsin Broadcasters Association Hall of Fame. He will receive the Bart and Cherry Starr Recognition Award at this year's Packers Hall of Fame induction ceremony in August. The award recognizes a person who has exemplified outstanding character and leadership in their field of expertise, while consistently demonstrating a personal conviction and commitment to the Green Bay Packers.

An iron man at center for the Packers for 12 seasons (1973-84), McCarren played in 162 consecutive games – the sixth-longest streak in team history – helping him earn the nickname "Rock." He was voted to the Pro Bowl in 1982 and 1983. Earlier, he had been a co-captain at the University of Illinois as both a junior and senior. McCarren, 72, originally is from Park Forest, Ill.

The Game WRNW begins its third season as the flagship station of the Packers Radio Network.

The Packers Radio Network is made up of 54 stations in six states.



McCarren & Larrivee

WISCONSIN & UPPER MICHIGAN

Market	Call Letters, Frequency
Antigo	WRLO 105.3 FM
Beaver Dam	WBVE 95.3 FM
Clintonville	WJMO 92.3 FM
Eau Claire	WBIZ 100.7 FM
Escanaba (Mich.)	WGLQ 97.1 FM
Fond du Lac	WFON 107.1 FM
Fox Valley	WYDR 94.3 FM
Green Bay	WIXX 101.1 FM
Hayward	WRLS 92.3 FM
Houghton (Mich.)	WCUP 105.7 FM
Iron Mountain (Mich.)	WJNR 101.5 FM
Iron River	WNXR 107.3 FM
Ironwood (Mich.)	WIMI 99.7 FM
Janesville	WJVL 99.9 FM
Kenosha	WRJN 98.1 FM
La Crosse	WKTY 580 AM/96.7 FM
Lancaster	WGLR 97.7 FM
Madison	WIBA 1310 AM/101.5 FM
Manitowoc	WOMT 1240 AM/107.9 FM
Marinette	WLST 95.1 FM
Marquette (Mich.)	WUPZ 94.9 FM
Medford	WKEB 99.3 FM
Milwaukee	WRNW 97.3 FM
Neillsville	WCQN 107.5 FM
Park Falls	WCQM 99.3 FM
Prairie du Chien	WOPC 94.3 FM
Racine	WRJN 1400 AM/99.9 FM
Reedsburg/Baraboo	WBOO 102.9 FM
Rhineland	WCYE 93.7 FM
Rice Lake	WJMC 99.1 FM
Richland Center	WRCO 100.9 FM
River Falls	WEVR 1550 AM/106.3 FM
Sheboygan	WHBL 1330 AM
Sparta	WCOW 97.1 FM
Stevens Point	WSAU 99.9 FM
Superior	WDSM 710 AM
Waupaca	WDUX 92.7 FM
Wausau	WSAU 550 AM/95.1 FM
Wautoma	WAUH 102.3 FM
Whitehall	WHTL 102.3 FM
Wisconsin Dells	WDLS 900 AM/98.5 FM

OTHER OUT-OF-STATE STATIONS

Market	Call Letters, Frequency
Moline (Ill.)	WFXN 1230 AM
Pine City (Minn.)	WCMP 1350 AM
Bismarck (N.D.)	KXMR 710 AM
Emerald (N.D.)	KQYZ 98.5 FM
Sioux Falls (S.D.)	KS00 1000 AM/102.3 FM



PACKERS TV NETWORK

The Green Bay Packers and TODAY'S TMJ4 (WTMJ-TV) in Milwaukee and NBC 26 (WGBA-TV) in Green Bay lead the Packers Television Network, providing year-round Packers programming, in addition to preseason games, to fans throughout Wisconsin and the Midwest.

The broadcast package includes:

- Flagship by Milwaukee's WTMJ-TV and in conjunction with WGBA-TV in Green Bay, Packers preseason games are televised over a 22-station network throughout the state of Wisconsin, Upper Michigan and northeastern Minnesota, Peoria in Illinois, Cedar Rapids-Waterloo, Davenport and Des Moines in Iowa, Omaha in Nebraska, St. Louis in Missouri, Bismarck, Fargo and Minot in North Dakota, Sioux Falls in South Dakota and Anchorage, Fairbanks and Juneau in Alaska.
- All preseason games will be broadcast on TELEMUNDO.
- A top-notch broadcast team that includes CBS's Kevin Harlan calling the play-by-play with former Packers fullback John Kuhn providing the analysis.
- *Total Packers with Matt LaFleur* and *Packers Live* – two 30-minute shows for 17 weeks plus postseason.

In addition to flagship station WTMJ-TV and WGBA-TV, the games are televised over the following stations:


WQOW/ABC Eau Claire, Wis.
WGBA/NBC Green Bay, Wis.
WXOW/ABC La Crosse, Wis.
WKOW/ABC Madison, Wis.
WTMJ/NBC Milwaukee, Wis.
WAOW/ABC Wausau, Wis.
KQDS/FOX Duluth, Minn./Superior, Wis.
WLUC-NBC/FOX UP Escanaba/Marquette, Mich.
WMBD/CBS Peoria/Bloomington, Ill.
KCCI/CBS Des Moines, Iowa
WHBF/CBS Davenport, Iowa
KWWL/NBC Cedar Rapids/Waterloo, Iowa
KTVI/FOX St. Louis, Mo.
KETV/ABC Omaha, Neb.
KNDB/BEK Bismarck, N.D.
KRDK/BEK Fargo, N.D.
KNDM/BEK Minot, N.D.
KDLT/NBC Sioux Falls, S.D.
KYUR/ABC Anchorage, Alaska
KATN/ABC Fairbanks, Alaska
KJUD/ABC Juneau, Alaska
TELEMUNDO Wisconsin

PRESEASON BROADCAST TEAM



KEVIN HARLAN Play-by-play announcer

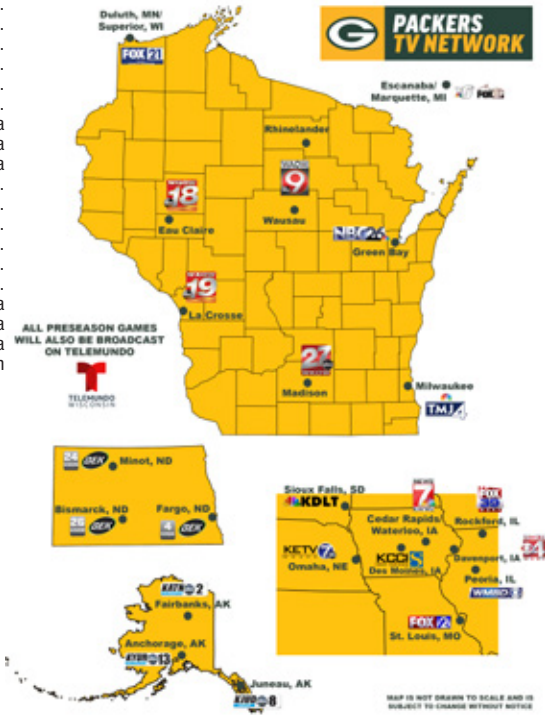
Has called regular-season games for CBS Sports since 1998 after four years with FOX (1994-97), and is regarded as one of the finest at his trade in the country. Provides play-by-play for *Monday Night Football* games on Westwood One. A veteran broadcaster, also "voices" NCAA Tournament basketball games for CBS and TNT, as well as NBA games for TNT. Owns a unique perspective on Packers football, having been raised in Green Bay.



JOHN KUHN Color analyst

An All-Pro fullback who played nine seasons (2007-15) in Green Bay and was a key member of teams that won Super Bowl XLV and five division titles. Enters his third year in the Packers' preseason television booth. Began his career with the Pittsburgh Steelers and was claimed off waivers by Green Bay in 2007, where

he went on to earn three Pro Bowl selections. York, Pa., native began as a sideline reporter for the Packers TV Network in 2019 and also contributes as the sideline reporter for the Packers Radio Network. Hosts a radio show on the Packers' flagship station, WRNW-FM.



PACKERS TV NETWORK

COMMUNITY

ADMIN. & COACHES

VETERANS

DRAFT & FREE AGENTS

2023 REVIEW

RECORDS & HISTORY

LAMBEAU FIELD

TV NETWORK

BIOGRAPHY INDEX

Adderley, Herb	490	Gaines, Chris	68	Lombardi, Vince	519	Sims, Ben	175
Alexander, Jaire	86	Gary, Rashan	122	Love, Jordan	143	Sirmans, Ben	59
Alexandre, Deslin	246	Gilbert, Zyon	250	Mahaffey, Ryan	55	Slaton, T. J.	177
Anderson, Zayne	91	Gissendaner, Lee	67	Malaspin, Matt	27	Smith, Lecitus	257
Ansley, Derrick	41	Glover, Travis	239	Mannion, Sean	63	Smith, Maureen	19
Ball, Russ	18	Goforth, Ralen	250	Marohl, Melanie	75	Smith, Preston	180
Balentine, Corey	93	Gordon, Eddie	53	McDuffie, Isaiah	148	Stanley, Dimitri	257
Banks, Keshawn	246	Green, Gemon	251	McGough, Alex	253	Starr, Bart	490
Benuska, Luke	68	Gregg, Forrest	489	McKillop, Joe	72	Stenavich, Adam	39
Benzel, Craig	20	Grosso, Rob	63	McKinney, Xavier	151	Stokes, Eric	186
Bisaccia, Rich	34	Gutekunst, Brian	16	McNally, Johnny (Blood)	488	Storer, Byron	61
Bowden, Peter	247	Hafley, Jeff	36	Melton, Bo	154	Sullivan, Jon-Eric	26
Brooks, Karl	97	Halbach, Mike	73	Merriweather, Elis	254	Swinson, Messiah	258
Bullard, Javon	227	Heath, Malik	127	Michalske, Mike	489	Taylor, Jim	489
Burnard, Wes	72	Hendrickson, Mill	26	Mock, Danny	71	Telford, Kadeem	259
Butkus, Luke	47	Herber, Arnie	489	Monk, Jacob	235	Tenuta, Luke	259
Butler, LeRoy	492	Hicks, Julian	251	Moore, Patrick	67	Thiesen, Brett	70
Campanile, Anthony	43	Hill, Aaron	38	Morgan, Jordan	223	Tom, Zach	189
Canadeo, Tony	489	Hinkle, Clarke	488	Mosby, Arron	255	Toure, Samori	191
Carlson, Anders	99	Hopper, Ty/Ron	231	Murphy, Mark	12	Valentine, Carrington	193
Carr, Chris	73	Hornung, Paul	490	Musgrave, Luke	156	Van Ness, Lukas	195
Christian, Qundon	68	Howard, Jarveon	252	Myers, Josh	158	Vrable, Jason	45
Clark, Kenny	101	Hubbard, Cal	488	Newman, Royce	160	Waegle, Spencer	260
Clements, Tom	49	Hueber, Joe	69	Nitschke, Ray	490	Wahlers, Jason	24
Clifford, Sean	106	Hunt, Todd	65	Nixon, Keisean	162	Walker, Quay	197
Collins, Doug	21	Hutson, Don	518	Nuthals, Linda	76	Walker, Rasheed	200
Cooper, Edgerrin	225	Jacobs, Josh	129	Odumegwu, Kenneth	255	Watson, Christian	202
Cox Jr., Brenton	247	Jenkins, Elgton	133	Oghobaase, Vince	57	Weir, Nate	77
Coyte, Tyler	248	Jennings, Donovan	252	Oladapo, Kitan	237	Welch, Kristian	205
Davis, Tyler	109	Johnson Jr., Anthony	136	Orzech, Matt	166	Whelan, Daniel	207
Davis, Wendel	62	Jones, Caleb	253	Owen, Mike	70	White, Myles	64
Davis, Willie	490	Jones, Marcus	66	Pearson, Henry	255	White, Reggie	491
Dillard, Andre	111	Jordan, Henry	491	Perkins, Anthony	64	Wicks, Dontayvion	209
Dillon, AJ	113	Joseph, Greg	138	Podlesny, Jack	256	Wilber, Kyle	65
Dillon, Bobby	492	King, Kalen	243	Policy, Ed	15	Williams, Evan	233
Doubs, Romeo	117	Klein, Matt	74	Pratt, Michael	241	Williams, Richmond	28
Dow, Gabrielle	22	Korzun, Adam	74	Rebrovich, Jason	58	Wilson, Emanuel	211
Downard, Ryan	51	Kraft, Tucker	141	Reed, Jayden	168	Wilson, Eric	213
DuBoise, Grant	248	Kramer, Jerry	492	Rhyan, Sean	171	Wilson, Joel	260
Duggan, Sean	62	Kuehn, Chris	75	Ringo, Jim	490	Wojciechowski, John	27
Dunn, John	52	LaFlour, Matt	30	Robinson, Dave	491	Wolf, Ron	491
Enagbare, Kingsley	120	Lambeau, Curly	517	Rochell, Robert	173	Wood, Willie	490
Engel, Bryan	25	Ledvina, Nicole	23	Ruegamer, Grey	76	Wooden, Colby	217
Ester, James	249	Lewis, Connor	54	Sapp III, Benny	256	Woodson, Charles	492
Favre, Brett	491	Linton, Sean	69	Schuldes, Sherry	77	Wyatt, Devonte	219
Ford, Jonathan	249	Lloyd, MarShawn	229	Schumacher, Ben	66	Young, Christian	261
Franklin, Darryl	71	Lofton, James	491	Seale, Sam	28		

DETAILED MEDIA-GUIDE INDEX

10-year stretch, home W-L records, best	33	300-yard passing games, all-time	349	Alphabetical roster	
100-catch seasons, all-time	346	4 rounds, first, most draft selections	226	2024	263
100-yard receiving games, all-time	347	4,000-yard passers, all-time	345	All-time	526
100-yard rushers, multiple, same game	199	50th anniversary team, Packers	319	Amenities upgrades, Lambeau Field	575
100-yard rushing games, all-time	347	7-round era, draft, most selections, NFL	242	Anderson, Zayne	91
1,000-yard receivers, all-time	346			Annual statistical leaders	334
1,000-yard rushers, all-time	344			Field goals made	335
13 times world champions	450			Interceptions	338
14 times world champions?	510			Kickoff returns	340
1919 Kitchen & Tap	585			Passing	337
1919 Packers roster	201			Punt returns	340
1920 Packers roster	216			Punting	339
1936 championship team photo	461			Receptions, overall	337
1961 NFL title, President Kennedy	188			Receptions by TE	338
1st-round pickdowns, all-time, draft	224			Rushing yards	336
1st-round picks, trades involving	568			Sacks	341
2023 review				Scoring	334
Attendance	267			Total tackles	341
Game summaries	274			Touchdowns	334
Opening-day roster	267			Annual team statistics	
Participation, player, postseason	273			Defense	343
Participation, player, regular season	270			Offense	342
Results, 2023	267			Ansley, Derrick	41
Season summary	267			Architect, original, Lambeau Field	578
Standings, NFL	295			Arizona, Packers training in	53
Statistics, individual defense	269			Arlington, University of Texas at	53
Statistics, individual offense	268			Assistant coaches, all-time	524
Statistics, individual special teams	269			Associated Press All-Pro & Pro Bowl starter	87
Transactions	293			Attendance, 2023	267
2024 draft choices	223			Attendance records	581
2-point conversions, all-time	297			Atrium, Lambeau Field	584
300-yard net passing efforts	321				
Abbreviations, NFL All-Pro history	494				
Abbreviations, opponent, used in guide	321				
Abbreviations, stadium	294				
Acme Packing Company	504				
Active home tenures, pro sports	577				
ADA seating, Lambeau Field	575				
Adderley, Herb, biography	490				
Address	2				
After the bye, W-L records, 1990-2023	25				
Airplane, Packers first to use	132				
Alexander, Jaire	86				
Alexandre, Deslin	246				
All-Century team, <i>Press-Gazette</i>	144				
All-NFC selections	495				
All-Pro abbreviations	494				
All-Pro & Pro Bowl starter	87				
All-Pro selections, all-time	494				
All-Pro, consensus	496				
All-Rookie Team, <i>PFWPFA</i> , all-time	496				
All-time record, W-L	5				
All-time teams					
1946	94				
1957	94				
1969	319				
1976	511				

Autry, Alan 108
 Awards and honors 494
 Away-game crowds, largest 581
 Away games, Packers first to fly 132

B

Ball, Russ 18
 Ballentine, Corey 93
 Banks, Keshawn 246
 Bears, Chicago, loan from Packers 314
 Before radio 509
 Bell, Bert 521
 Bellevue Park 582
 Bengtson Period, The 506
 Benuska, Luke 68
 Benzel, Craig 20
 Best divisional/overall records, since 2002 212
 Best turnover margins, Packers history 322
 Bikes, riding to practice 147
 Birth of a team and a legend 504
 Bisaccia, Rich 34
 Blackburn Takes Over 506
 Blindness, Dillon and Comp 328
 Block, Ed, Courage Award 123
 Blood, Johnny, name origin 305
 Blood, Johnny (McNally), biography 488
 Board of directors 29
 Bonus choice, 1947-58 238
 Borchert Field 583
 Bowden, Peter 247
 Bowl, Lambeau Field 578
 Braisher, Dad, Packers "G" 20
 Brand, The Green Bay Packers 22
 Bridges named after Packers 15
 Broadcast partners 593
 Brooks, Karl 97
 Built, how the Packers were 265
 Bullard, Javon 227
 Burnard, Wes 72
 Butkus, Luke 47
 Butler, LeRoy, biography 492
 Butler, LeRoy, Lambeau Leap 261
 Bye, after the, W-L records, since 1990 25

C

Calhoun, George 504
 Campanile, Anthony 43
 Canadeo, Tony, biography 489
 Capacity, Lambeau Field 574
 Career leaders, all-time franchise
 Passing 350
 Receiving 350
 Rushing yards 350
 Carlson, Anders 99
 Carr, Chris 73
 Carr, Joe 521
 Carried off the field, coaches 326
 Central, NFC, all-time vs. 449
 Central, NFC, composite standings 159
 Century teams, *Press-Gazette* 144
 Challenges, instant replay, since 1999 112
 Champions, defending, Packers vs. 69
 Championships, NFL, seasons 5
 Championships, world, most 450
 Cheerleaders, Packers 163
 Chesney, Kenny, concert 586
 Christian, Quandon 68
 Chronology, Packers franchise 510
 City Stadium (old) 582
 Clair, John and J. Emmett 504
 Clark, Kenny 101
 Clements, Tom 49
 Clifford, Sean 106
 Clinching dates, Packers 315
 Coach debuts, Packers history 31
 Coach of the Year, NFL 496
 Coaches, assistant, all-time 524
 Coaches, former, vs. Packers 523
 Coaches, head, all-time 523
 Coaches carried off the field 326
 Coaches under Lombardi 590
 Cold weather, home playoff games 467

Coldest home games recorded 167
 College, draft choices by 228
 College, players by 48
 College All-Star Game, Packers in 236
 College national champion, players drafted 199
 College players, illegal use of 522
 Colleges who've produced most Packers 48
 Collins, Doug 21
 Colors, team 5
 Combinations, TD passes, Packers 316
 Communications department 600
 Community, Packers in 7
 Community events, Atrium 585
 Comp, liv, limited vision 328
 Compensatory draft choices, all-time 230
 Compensatory system, most picks 232
 Compensatory system, NFL Draft, explained 232
 Consecutive seasons leading team, tackles 179
 Consecutive wins, playoffs, over one team 485
 Consensus All-Pro 496
 Construction, original, Lambeau Field 578
 Cooper, Edgerin 225
 Coos, Lambeau Field
 Expansion and renovation, 2011-15 576
 Original 578
 Redevelopment, 2000-03 575
 Coverage tackles, most in a season 215
 Cox Jr., Brenton 247
 Coyle, Tyler 248
 Credits, media guide 5

D

Dalton, Maurice 192
 Dates, clinching, Packers 315
 Davis, Tyler 109
 Davis, Wendell 62
 Davis, Willie, biography 490
 Debuts, head coaches, Packers 31
 Decade, Packers by 449
 December, warmest home games 44
 December/January, Packers in, since 2000 184
 Dedication date, Lambeau Field 574
 Defeat, largest margins of 449
 Defending world champs, Packers vs. 69
 Defense, NFL rankings, all-time 327
 Defensive backs, limited vision 328
 Defensive MVP, NFL 496
 Defensive scores, 1950-2023 37
 Defunct teams, Packers vs. 354
 Developmental squad, first 565
 Devine, Dan, minicamp origin 53
 Devine Days, The 506
 Dillard, Andre 111
 Dillon, AJ 113
 Dillon, Bobby, limited vision 328
 Directory, staff 2
 Division-clinching dates, Packers 315
 Division titles, most, since 1995 176
 Division titles, seasons, Packers history 5
 Divisional record, best, since 2002 212
 Dolie Gray, imposter, 1923 70
 Doubts, Romeo 117
 Dow, Gabrielle 22
 Downard, Ryan 51
 Draft
 All-time selections 549
 Bonus choice, NFL, 1947-58 238
 Choices, 2024 223
 College, choices by 228
 Compensatory choices, all-time 230
 Compensatory system, NFL 232
 Green Bay, 2025 586
 First-round breakdowns 224
 Lowest-selected Pro Bowlers 240
 School, choices by 228
 Selections, all-time 549
 Selections, compensatory, all-time 230
 Selections, compensatory, most 232
 Selections, first four rounds, most 226
 Selections, first-round, all-time 245
 Selections, seven-round era, most, NFL 242
 Selections from national champion 199

Trades involving first-round picks 568
 Undrafted Pro Bowlers 240
 Draft choices, 2024 223
 DuBose, Grant 248
 Duggan, Sean 62
 Dumont television, Packers on 498
 Dunn, John 52

E

Eateries, Atrium 585
 Economic impact, Packers on community 187
 Ed Block Courage Award 123
 Emblem history 42
 Enagbare, Kingsley 120
 Ending season on a high note 313
 Engel, Bryan 25
 ESPN, Packers on 498
 Ester, James 249
 Events, Atrium 585
 Events that led to Packers' birth 504
 Executive Committee 29
 Expansions, Lambeau Field 577
 Experience, rookies vs. first-year players 244
 Extinct teams, Packers vs. 354

F

Facade, names on 119
 Fan who sued team, 1934 522
 Favre, Brett, biography 491
 Fenway Park 577
 Field, Lambeau, surface 24
 Field goals, game-winning 299
 Financial history 521
 Financial ups and downs, notable, 1919-57 522
 Financing, Lambeau Field
 Expansion and renovation, 2011-15 576
 Original 578
 Redevelopment, 2000-03 575
 Fingertip information 5
 First game 172
 First quarterbacks 54
 First-round breakdowns, all-time, draft 224
 First-round picks, all-time 245
 First-round picks, by position 224
 First-round picks, by school 224
 First-round picks, limited vision 568
 Firsts 172
 First-year players vs. rookies, difference 244
 Flagship radio station 5
 Fledgling legend receives its name 329
 Fly, Packers first to 132
 Ford, Jonathan 249
 Former Green Bay coaches vs. Packers 523
 Former teams, Packers vs. 354
 Founders 5
 Fourteen times world champions? 510
 Franchise fee 172
 Franchise players, all-time 572
 Franklin, Darryl 71
 Free agents signed/lost 572
 Front office 108
 Frozen Tundra Hockey 586
 Fullback is the position 161

G

"G" logo, Packers helmet 20
 Gaines, Chris 68
 Game summaries, 2023 274
 Game summaries, playoffs 462
 Game-winning field goals 299
 Gary, Rashan 122
 General managers, all-time 112
 Gilbert, Zyon 250
 Gissendaner, Lee 67
 Giveaway-takeaway ratios, Packers history 322
 Glover, Travis 239
 Goforth, Ralen 250
 Gordon, Eddie 53
 Gosselin special teams rankings 140
 Graess, Henry 521
 Gray, Dolie, imposter, 1923 70
 Green, Gemon 251

Green Bay, City of
 Information 5
 Streets named after Packers 15
 Green Bay, USS 135
 Gregg, Forrest, biography 489
 Gregg Era, The 506
 Grosso, Rob, Dick, bowl origin 63
 Gustafson, Dick, bowl origin 578
 Gutekunst, Brian 16

H

Hafley, Jeff 36
 Hagemeister Park 581
 Halas, George, loan from Packers 314
 Halbach, Mike 73
 Hall of Fame, Green Bay Packers
 Inductees, all-time 493
 New location, Atrium 584
 Origin 492
 Hall of Fame, Pro Football
 Members, by franchise 488
 Names on facade, Lambeau Field 119
 Packers in 488
 Hallowed ground, Lambeau Field 574
 Harlan, Kevin 593
 Head coaches
 All-time, by wins 523
 Carried off the field 326
 Debuts, Packers history 31
 Heath, Malik 127
 Heating system, Lambeau Field 574
 Heisman Trophy, Packers who've won 170
 Hendrickson, Mit 26
 Herber, Arnie, biography 489
 Herber to Hutson, did you know 317
 Hicks, Julian 251
 Hill, Aaron 38
 Hinkle, Clarke, biography 488
 Historical biographies
 Hutson, Don 518
 Lambeau, Curly 517
 Lombardi, Vince 519
 Hockey, Frozen Tundra 586
 Hoeffel, Joseph Merrill 192
 Hollywood, Packers in 108
 Holmgren, Super Bowl speech 454
 Holmgren Era, The 506
 Home W-L records
 10-year stretch, best 33
 By opponent, Lambeau Field, all-time 325
 Playoffs, NFL, all-time 469
 Honors and awards 494
 Hopper, Ty Ron 231
 Hornung, Paul, biography 490
 Hotlines, fan 2
 Hottest Packers games 44
 How the Packers were built 265
 Howard, Jarveon 252
 Hubbard, Cal, biography 488
 Hueber, Joe 69
 Hunt, Todd 65
 Hutson, Don
 Arnie Herber and 317
 Biography 518
 Hutson Period, The 505

I

Ice Bowl, The 464
 Illegal college players, use of 522
 Imposter, 1923 70
In the Heat of the Night 108
 Index, biographical 594
 Infante Signs On 506
 Instant-replay challenges, since 1999 112
 Insurance, rain 505
 Interception returns, longest 179
 Interception returns, Super Bowl 458
 Internet sites, official 2
 Iron Man Era 505
 Iron Man Era Team 511

J

Jacobs, Josh 129
 Jenkins, Elgton 133
 Jennings, Donovan 252
 Jerseys retired 520
 Joannes, Lee 521
 Joel, Billy, concert 586
 Johnson Jr., Anthony 136
 Jones, Caleb 253
 Jones, Marcus 66
 Jonet, Frank 521
 Jordan, Henry, biography 491
 Joseph, Greg 138

K

Kennedy, President, 1961 NFL title 188
 Key, opponent abbreviations, media guide 321
 King, Kalen 243
 Klein, Matt 74
 Kliebhan, Adolph 54
 Korzun, Adam 74
 Kraft, Tucker 141
 Kramer, Jerry, biography 491
 Kuehn, Chris 75

L

LaFleur, Matt 30
 LaFleur Era, The 508
 Lambeau, Curly, biography 517
 Lambeau, death, stadium renamed 329
 Lambeau Field
 1919 Kitchen & Tap 585
 Atrium 584
 Attendance records 581
 Bowl 578
 Coldest games 167
 Community events, Atrium 585
 Construction, original 578
 Cost, expansion/renovation, 2011-15 575
 Cost, original 574
 Cost, redevelopment, 2000-03 575
 Dedication date 574
 Disabled seating 575
 Expansions 577
 Financing, expansion/renovation, 2011-15 576
 Financing, original 578
 Financing, redevelopment, 2000-03 575
 Frozen Tundra Hockey 586
 Hall of Fame, Packers 584
 Hallowed ground 574
 Hockey, Frozen Tundra 586
 Longest active home tenures 577
 Longest occupied stadiums 576
 LZ Lambeau 586
 Memorable games 580
 Names on facade 119
 Original construction 578
 Owner 574
 Packers' all-time record 574
 Packers Hall of Fame 584
 Private boxes 575
 Pro Shop 585
 Project Play 60 585
 Records 330
 Renamed, 1965 329
 Ring of Honor 119
 Seating diagram 579
 Snow-shoveling tradition 126
 Special events 585
 Surface info 574
 Ticket prices 579
 Ticket upgrades 579
 Tickets, waiting list 580
 Titledown, development 587
 Tours 584
 Twin flags 96
 Upgrades 575
 Weather, coldest games 167
 Weather by playoff game 467
 Weddings 585
 W-L record, by opponent 325

Lambeau Leap, origin of 261
 Landmark Packers games 336
 Larrivee, Wayne 592
 Last time
 Draft 224
 On-field accomplishments 331
 Leaders, annual team
 Field goals made 335
 Interceptions 338
 Kickoff returns 340
 Passing 337
 Punt returns 340
 Punting 339
 Receptions, overall 337
 Receptions by TE 338
 Rushing yards 336
 Sacks 341
 Scoring 334
 Tackles 341
 Touchdowns 334

Leaders, career, all-time franchise
 Passing 350
 Receiving 350
 Rushing yards 350
 Leap, Lambeau, origin of 261
 Ledvina, Nicole 23
 Left-footed punters, Packers 208
 Lewis, Connor 54
 Lightning delays, preseason games 502-503
 Linton, Sean 69
 Lloyd, MarShawn 229
 Loan to Chicago Bears 314
 Locker-room speech, Holmgren 454
 Locker-room speech, Woodson 460
 Lofton, James, biography 491
 Logo history 42
 Lombardi, Vince, biography 519
 Lombardi Era, The 506
 Lombardi sweep 150
 Lombardi Trophy, The 363
 Lombardi's pupils 590
 Longest active home tenures, pro sports 577
 Longest continuously occupied stadiums 576
 Longest-standing nicknames, pro sports 18
Longest Yard, The 108
 Losing streaks, longest vs. opponent 140
 Love, Jordan 143
 Lowest-drafted Pro Bowlers 240
 LZ Lambeau 586

M

Mahaffey, Ryan 55
 Malaspina, Matt 27
 Mannion, Sean 63
 Margins of victory/defeat, largest 449
 Marks, history of 42
 Marohl, Melanie 75
 Marquette Stadium 583
 McCarren, Larry 592
 McCarthy Era, The 507
 McCartney, Paul, concert 586
 McDuffie, Isaiah 148
 McGough, Alex 253
 McKillip, Joe 72
 McKinney, Xavier 151
 McLean Moves Up 506
 McNally, Johnny (Blood), biography 488
 McNally, Johnny (Blood), name origin 305
 Melton, Bo 154
 Memorable games, Lambeau Field 580
 Merrinweather, Ellis 254
 Michalske, Mike, biography 489
 Milestone league games 336
 Milwaukee, all-time record 448
 Milwaukee County Stadium 583
 Minicamp history 53
 Minneapolis Marines, first game 172
 Mission statement, corporate 1
 Mock, Danny 71
Monday Night Football, Packers on 498
 Monk, Jacob 235
 Moore, Patrick 67

Morgan, Jordan	223
Mosby, Aron	255
Most Packers Pro Bowl selections, season	90
Most Valuable Player, NFL	496
Movies, Packers in	108
Multiple 100-yard rushers, same game	199
Murphy, C.M. "Neil"	504
Murphy, Mark	12
Musgrave, Luke	156
Myers, Josh	158

N

Naming of Lambeau Field	329
National champion, players drafted	199
National TV schedule	591
Navy ship, USS Green Bay	135
Net passing, 300-yard efforts	321
Network television debuts	498
Newman, Royce	160
NFC, first-team all-conference choices	495
NFC Central, all-time vs.	449
NFC Central, composite standings	159
NFC North, composite standings	76
NFL schedule, 2024	589
NFL standings, 2023	295
Nicknames, longest standing, pro sports	18
Nickname origin	18
Nitschke, Ray, biography	490
Nixon, Keisean	162
November, coldest home games	167
November, warmest home games	44
Number records, uniform	536
Number system, NFL uniforms	537
Numbers retired	520
Numbers retired, teams in other sports	72
Numerical roster, 2024	264
Numerical roster, all-time	536
Nuthals, Linda	76

O

October, coldest home games	167
October, warmest home games	44
Odumegwu, Kenneth	255
Offense, NFL rankings, all-time	327
Offensive MVP, NFL	496
Oghobaase, Vince	57
Oladapo, Kitan	237
Oldest nicknames, pro sports	18
Olejniczak, Dominic	505
Opening-day roster, 2023	267
Opponent abbreviations, media guide	321
Opponent records	314
Opponent winning streaks, longest broken by	116
Opponent W-L record, Lambeau Field	325
Opponent W-L streaks, vs. GB	140
Origin, franchise	504
Original construction, Lambeau Field	578
Orzech, Matt	166
Other homes, Packers	581
Outstanding performers	
100-yard receiving games	347
100-yard rushing games	347
300-yard passing games	349
Overtime games	499
Overtime rules	46
Owen, Mike	70
Owner, Lambeau Field	574

P

Packers' all-time record	5
Packers firsts	172
Packers Hall of Fame, Green Bay	
Inductees	493
Origin	492
Packers name origin	18
Packers story	504
Participation, player, 2023	270
Passer rating, best seasons	345
Passing, career leaders, Packers	350
Passing, NFL rankings, all-time	327
Pearson, Henry	255
Peck, Frank	504

Perkins, Anthony	64
Phoenix, Packers training in	53
Phone numbers	2
Pigskin Champions	108
Pitch Perfect 2	508
Plan B free agents	171
Plane pioneers	132
Player personnel department	67
Playoffs	
Crowds, largest	581
Game summaries	462
Green Bay's 63 games	461
History, Packers	450
Meetings, most overall	484
Overtime games	500
Records, individual	481
Records, team	484
Tiebreakers, history in	468
Weather, home	467
Wins, consecutive, over one team	485
W-L records, home, NFL teams	469
W-L records, NFL, all-time	21
W-L records, vs. one opponent	486
Playgraph board, watching games on	509
PMS colors, team	5
Podlesny, Jack	256
Points, largest margins	449
Policy, Ed	15
Population, Green Bay	5
Position, players by, first round, draft	224
Position, roster by, 2024	262
Postseason meetings, most overall	484
Postseason overtime games	500
Postseason records, individual	481
Postseason records, team	484
Postseason wins, consec., over one team	485
Postseason W-L records, all-time	21
Postseason W-L records, home, all-time	469
Postseason W-L records, vs. one opponent	486
Practice squad, all-time	564
Practice squad, first	565
Pratt, Michael	241
Preseason broadcast team	593
Preseason crowds, largest	581
Preseason results	500
Presidents/CEOs, team history	13
Prime time, Packers in	498
Private boxes	475
Pro Bowl MVP	496
Pro Bowl selections	497
Pro Bowl selections, most, season	90
Pro Bowl starter & All-Pro	87
Pro Bowl voting	497
Pro Bowlers	
Lowest-drafted Packers	240
Undrafted Packers	240
Pro Bowls, most, by player	56
Pro Bowls, most, by position	56
Pro Football Hall of Fame, Canton	488
Pro Shop, Packers	585
Project Play 60	585
Pronunciation guide, 2024	262
Punters, Packers, since 1970	208

Q

Quarterback(s)	
First	54
Packers, 1948-2023	50

R

Radio, flagship station	5
Radio Network, Packers	592
Rain delays, preseason games	502-503
Rankings, NFL, all-time, Packers in	327
Rankings, weekly NFL, 2023	269
Rebrovich, Jason	58
Receivership period, franchise	505
Receiving, career leaders, Packers	350
Receptions, best seasons	346
Record, W-L, all-time	5
Records, individual	297
Combined kick returns	311

Combined net yards	311
Defense	312
Defensive touchdowns	213
Field goals	299
Interceptions	308
Kickoff returns	310
Lambeau Field	330
Opponent	314
Overall touchdowns	298
Passing	302
Points after touchdown	298
Postseason	481
Punt returns	309
Punting	308
Receiving	305
Rushing	300
Sacks	312
Safeties	300
Scoring	297
Service	297
Tight ends	176
Yards from scrimmage	307
Records, Lambeau Field	330
Records, playoffs, individual	481
Records, playoffs, team	484
Records, team	315
Attendance	581
Championships	315
Defense	325
Field goals	317
First downs	318
Fumbles	324
Games lost	315
Games won	315
Kickoff returns	323
Net yards gained	318
Overall touchdowns	316
Passing	320
Penalties	324
Points after touchdown	317
Postseason	484
Punt returns	322
Punting	322
Rushing	319
Safeties	317
Scoring	316
Tie games	315
Turnovers	324
Uniform number	536
Reed, Jayden	168
Restricted free agents, all-time	572
Results	
2023, Packers	267
Preseason, all-time	500
Season, summary by	448
Season, year-by-year	361
Team, by	354
Retired numbers, other sports	72
Retired numbers, Packers	520
Rhodes Season, The	507
Rhyan, Sean	171
Riding bikes to practice	147
Ring of Honor	119
Ringo, Jim, biography	490
Rings, Super Bowl, Packers	459
Road crowds, largest	581
Road games, Packers first to fly	132
Road games, warmest	44
Robinson, Dave, biography	491
Rochell, Robert	173
Rockwood Lodge	522
Ronzani Regime	506
Rookie(s)	
All-Rookie team, PFW/PFWA, all-time	496
First-year players, difference vs.	244
Free-agent signings, notable	571
Starters, season openers	128
Roster	
Alphabetical, 2024	263
Alphabetical, all-time	526
Numerical, 2024	264
Numerical, all-time	536

Roster

Opening day, 2023 267

Positional, 2024 262

Ruegamer, Grey 76

Rushing, NFL rankings, all-time 327

Rushing yards, best seasons 344

Rushing yards, career leaders, Packers 350

Ryan, Willard J. 192

S

Sack(s)

All-time, Packers history 221

History of statistic 103

Most consecutive seasons, leading team 181

Most seasons, leading team 181

Sandlot Years, The 581

Sapp III, Benny 256

Schedule

2023 results 267

NFL, 2024 589

Strength of, Packers history 38

School

Draft choices by 228

First-round draft choices by 224

Players by, all-time 48

Players by, most, all-time 48

Schuldes, Shery 77

Schumacher, Ben 66

Scores, defensive, 1950-2023 37

Scoring, all-time

Individual 351

Team 352

Scouts, Packers 67

Seale, Sam 28

Season summary, 2023 267

Seating diagram, Lambeau Field 579

Select seasons

Passer rating 345

Receptions 346

Rushing yards 344

September, coldest home games 167

Seven-round era, NFL draft, most choices 242

Shareholder history 521

Shareholders 5

Shareholders, current 521

Sherman Tenure, The 507

Ship, USS Green Bay 135

Shoulders, carried off the field on 326

Shoveling snow at Lambeau Field 126

Sims, Ben 175

Sirmans, Ben 59

SISGrass, 2018 24

Slaton, T.J. 177

Smith, Leticus 257

Smith, Maureen 19

Smith, Preston 180

Snow, shoveling at Lambeau Field 126

Snowfall, average, Green Bay 5

Solid football, shaky finances 505

Somerville, John 578

Special events, Lambeau Field 585

Special teams

Rankings, Rick Gosselin 140

Tackles, most, season 215

Touchdowns, 1959-2023 23

Speech, Charles Woodson, locker room 460

Speech, Mike Holmgren, locker room 454

Spooktautacular Fun 585

Sports Illustrated, top 20 venues of 20th century 40

Spring minicamp history 53

Stadium abbreviations 294

Stadium tenures, longest active, pro sports 576

Staff directory 2

Standings, NFC Central, composite 159

Standings, NFC North, composite 76

Standings, NFL, 2023 295

Stanley, Dimitri 257

Starr, Bart, biography 490

Starr Trek, The 506

Starters, rookie, season openers 128

State Fair Park 583

Statistics, individual, 2023

Defense 269

Offense 268

Special teams 269

Statistics, team

Defense, all-time 343

Offense, all-time 342

Stenavich, Adam 39

Stock and history 521

Stock sales 522

Stock sales, years 5

Stockholders 5

Stokes, Eric 186

Storer, Byron 61

Streaks

300-yard net passing games 321

Longest broken by GB 116

Losing, longest vs. opponent 140

Playoff wins, over one team 485

Winning, longest vs. opponent 140

Streets named after Packers 15

Strength of schedule, Packers history 38

Sudden-death games, all-time 499

Sullivan, Jon-Eric 26

Summaries, game, 2023 274

Sunday Night Football, Packers on 498

Super Bowl, interception returns 458

Super Bowl MVP 496

Super Bowl rings, Packers 459

Super Bowls

I 451

II 452

Two appearances, Packers uniform 456

XXXI 453

XXXII 455

XLV 457

Surface, Lambeau Field new 24

Surface info, Lambeau Field 574

Sweep, Lombardi 150

Swinson, Messiah 258

T

Table of contents 1

Tackles

Seasons leading team 179

Special teams, most, season 215

Takeaway runs, Packers history 322

Taylor, Jim, biography 489

Fullback is the position 161

Team statistics

Defense, annual 343

Offense, annual 342

Telephone numbers 2

Television, national, NFL, 2024 591

Television announcers, preseason 593

Television entertainment, Packers in 108

Television market, Green Bay 5

Television markets, smallest 509

Television network debuts 498

Television revenue, 1953 522

Telfort, Kadeem 259

Temperature, average high, Green Bay 5

Temperature, home playoff games 467

Tenuta, Luke 259

Texas, Packers training in 53

Thanksgiving, Packers on 499

There's Something About Mary 108

Thiesen, Brett 70

Thirteen times world champions 450

Thursday Night Football, Packers on 498

Ticket prices 579

Ticket upgrades 575

Tiebreakers, Packers history in, playoffs 468

Ties, recognized in league standings 510

Tight ends, records 176

Timeline

Lambeau Field, original construction 578

Packers franchise 510

Titles, NFL, Packers seasons 5

Titles, world, most 450

Titletown, development 587

Titletown moniker, origin 100

Tom, Zach 189

Touchdown passes, combinations 316

Touchdowns

Defensive, 1950-2023 37

Special teams, 1959-2023 23

Toughest schedules, Packers history 38

Toure, Samori 191

Tours, Lambeau Field 584



Trade(s)	
First-round draft picks, involving	568
Significant, Packers history	567
Transactions, 2023-24, by date	293
Transition players, all-time	572
Travel, Packers first to fly	132
Trophy, Lombardi	363
Turnbull, Andrew	521
Turnkey, Team Brand Index	22
Turnover ratios, Packers history	322
Twin flags, Lambeau Field	96
Two Super Bowls, Packers uniform	456
Two-point conversions, all-time	297

U

Undrafted free agent Pro Bowlers	240
Uniform-number records	536
Uniform-number system, NFL	537
Unique team	509
University, players by	48
Unrestricted free agents, all-time	572
USS Green Bay	135
Upgrades, Lambeau Field	575

V

Vainisi, Jack	506
Valentine, Carrington	193
Van Ness, Lukas	195
Vannieuwenhoven family, original farm	578
Venues, top 20 of 20th century, <i>Sports Illustrated</i>	40
Veteran free-agent signings, notable	571
Victory, largest margins of	449
Voting, Pro Bowl	497
Vrable, Jason	45

W

Waage, Spencer	260
Wahlers, Jason	24
Waiting list, season tickets	580
Waiver acquisitions, notable	571
Walker, Quay	197
Walker, Rasheed	200
Warmest Packers games	44
Watson, Christian	202
Weather	
Average high, Green Bay	5
Coldest home games	167
Delays, preseason games	502-503
Home playoff games	467
Shoveling snow at Lambeau Field	126
Warmest Packers games	44
Websites, official	2
Weddings, Lambeau Field	585
Weir, Nate	77


Welch, Kristian	205
Whelan, Daniel	207
White, Myles	64
White, Reggie, biography	491
Wicks, Dontayvion	209
Wilber, Kyle	65
Williams, Evan	23
Williams, Richmond	283
Wilson, Emanuel	211
Wilson, Eric	213
Wilson, Joel	260
W-L record	

Bye, after the	25
Dec./Jan., Packers in, since 2000	184
Decade, by	449
Head coaches, Packers	523
Home, 10-year stretch, best	33
Home playoff games, NFL	469
Lambeau Field, all-time	574
Lambeau Field, by opponent	325
Milwaukee, all-time	448
Packers, all-time breakdown	448
Playoff games, home, NFL	469
Playoffs, NFL, all-time	21
Playoffs, vs. one opponent	486
Since 2002, best	212
Wind chill, home playoff games	467
Winning field goals	299
Winning streaks, longest broken by GB	116
Winning streaks, longest vs. opponent	140
Wisconsin Athletic Hall of Fame, Packers in	333
Wisconsin-LSU football game, 2016	586
Wojciechowski, John	27
Wolf, Ron, biography	491
Wolf, Ron, stamp on Packers history	60
Wood, Willie, biography	490
Wooden, Colby	217
Woodson, Charles, biography	492
Woodson, Charles, locker-room speech	460
World champions, defending, GB vs.	69
World championship seasons	5
Worst turnover margins, Packers history	322
Wrigley Field	577
Wyatt, Devonte	219

Y

Yearly statistical leaders	334
Field goals made	335
Interceptions	338
Kickoff returns	340
Passing	337
Punt returns	340
Punting	339

Receptions, overall	337
Receptions by TE	338
Rushing yards	336
Sacks	341
Scoring	334
Total tackles	341
Touchdowns	334
Young, Christian	261
Yuenger, Jack	100



COMMUNICATIONS DEPARTMENT



JASON WAHLERS

Vice President of Communications

920-569-7210
wahlersj@packers.com
Iowa State ('99); Ohio University ('01)
Hometown: West Des Moines, Iowa
Career: Wisconsin Timber Rattlers, 1999-2000; Denver Broncos, 2001-02; Amsterdam Admirals (NFLE), 2002; Tampa Bay Buccaneers, 2002-11; Green Bay Packers, 2011-present



SARAH QUICK

Assistant Director of Communications

920-569-7213
quicks@packers.com
Marquette University ('98)
Hometown: Middletown, Ohio
Career: Milwaukee Wave (MISL), 1998-2002; Green Bay Packers, 2002-present



TOM FANNING

Assistant Director of Communications

920-569-7222
fanningt@packers.com
University of Minnesota ('98)
Hometown: Appleton, Wis.
Career: St. Paul Slam (IBA), 1997-98; Appleton Post-Crescent, 1999; Minnesota Vikings, 1999-2008; Green Bay Packers, 2008-present



NATE LoCASCIO

Communications Coordinator

920-569-7216
locascion@packers.com
University of Wisconsin - River Falls ('05)
Hometown: Green Bay, Wis.
Career: Jacksonville Jaguars, 2005; Amsterdam Admirals (NFLE), Spring 2006; Jacksonville Jaguars, 2006; Arizona Cardinals, 2007-11; Pittsburgh Steelers, 2011-14; Green Bay Packers, 2014-present



CLAIRE TRATTNER

Communications Intern

920-569-7217
trattnerc@packers.com
Ball State University ('21); Illinois State University ('23)
Hometown: Mequon, Wis.
Career: Green Bay Packers, 2023-present

PUBLIC AFFAIRS DEPARTMENT



AARON POPKEY

Director of Public Affairs

920-569-7211
popkeya@packers.com
University of Wisconsin ('94)
Hometown: De Pere, Wis.
Career: Green Bay Packers, 1993-present



KATIE HERMSEN

Public Affairs Manager

920-569-7218
hermsenk@packers.com
University of Wisconsin ('14)
Hometown: Appleton, Wis.
Career: UW-Madison Campus and Visitor Relations, 2013-14; Green Bay Packers, 2014-present



MARA ALLEN

Public Affairs Intern

920-569-7212
allenm@packers.com
University of Wisconsin - Green Bay ('23)
Hometown: Abrams, Wis.
Career: Green Bay Packers, 2022-present

LEE REMMEL PRESS BOX

The Packers in 2003 permanently named the new Lambeau Field press box after team historian and longtime public relations director Lee Remmel. Remmel's 62-year association with the team began as a sportswriter in 1945 before he moved into the team's front office in 1974.

