



2021 NFL WEEK 15 GAME RELEASE

DEC. 19, 2021 | 1 P.M. ET | TIAA BANK FIELD

JAX

VS

HOU



AMY PALCIC | V.P. OF FOOTBALL COMMUNICATIONS | PALCICA@NFL.JAGUARS.COM
ALEX BROOKS | DIRECTOR OF PUBLIC RELATIONS | BROOKSA@NFL.JAGUARS.COM
AMANDA HOLT | DIRECTOR OF COMMUNICATIONS | HOLTAF@NFL.JAGUARS.COM
DAVID WOLF | MANAGER OF PUBLIC RELATIONS | WOLFD@NFL.JAGUARS.COM
DYLAN MORTON | FOOTBALL COMMUNICATIONS COORDINATOR | MORTOND@NFL.JAGUARS.COM



@JAGUARS | @JAGUARSPR | JAGUARS.COM



JACKSONVILLE JAGUARS VS. HOUSTON TEXANS | SUNDAY, DEC. 19 | 1 P.M. ET



THE OVERVIEW

The Jaguars host the Texans in a divisional matchup on Sunday, Dec. 19. The game will be broadcast on CBS with Andrew Catalon (play-by-play), James Lofton (analysis) and Sherree Burruss (sideline reporter) on the call.

Sunday marks the 40th matchup between the two teams and the 20th matchup in Jacksonville. QB Trevor Lawrence threw for 332 yards and three TDs in Week 1 against Houston, the most passing yards by any rookie in a single game this season. LB Myles Jack posted a team-high nine tackles while LB Damien Wilson and DT Malcom Brown each produced seven tackles.

WALTER PAYTON MAN OF THE YEAR

The Jacksonville Jaguars nominated LB Myles Jack for the NFL's 2021 Walter Payton Man of the Year Award on Wednesday, Dec. 7. Considered the league's most prestigious honor, the Walter Payton NFL Man of the Year Award recognizes NFL players who have not only exhibited excellence on the field but also whose passion to impact lives extends beyond the game and has led them to leave a positive legacy in their communities.

Originally drafted by the Jaguars in 2016, Jack has dedicated his time, talents and resources to the Jacksonville community with a heart to give back to the next generation. He has also embraced Jacksonville's robust military community and contributed his time and money to several military initiatives.

Jack leads the Jaguars this season with 92 tackles and is five tackles away from reaching 500 career tackles. With eight tackles on Sunday, Jack will have posted 100 tackles for the second consecutive season.



JAGUARS 2021 LEADERS

| CATEGORY | PLAYER (STATISTIC) |
|--------------------|-------------------------|
| Passing Yards | Trevor Lawrence (2,735) |
| Completions | Trevor Lawrence (271) |
| Passing Touchdowns | Trevor Lawrence (9) |
| Rushing Attempts | James Robinson (143) |
| Rushing Yards | James Robinson (682) |
| Rushing Touchdowns | James Robinson (7) |
| Receptions | Marvin Jones Jr. (54) |
| Receiving Yards | Marvin Jones Jr. (610) |
| Total Tackles | Myles Jack (92) |
| Sacks | Josh Allen (5.5) |

LOGAN'S LEG

• Since net punting began being tracked in 1976, P Logan Cooke's 43.1 net punting average is the highest in NFL history (min. 250 punts).

• Cooke has placed 27 punts inside the 20 this season, the third-most in the NFL. Cooke is the only player in the NFL with 25-or-more punts downed inside the 20 with one-or-fewer touchbacks.

• Cooke's 43.7 net punting average is the second-highest in the NFL this season. It also stands as the second-highest single-season mark in franchise history, trailing his previous high of 44.5, which he set in 2019.



WEEK 15 QUICK HITS

• LB Damien Wilson has recorded a career-high 89 tackles this season, including 10 tackles and 1.0 sack in Week 14 at Tennessee. Wilson posted seven tackles in Week 1 at Houston.

• WR Laviska Shenault Jr. has caught 52 passes for 505 yards this season, marking his second consecutive season with 500-plus receiving yards. Shenault is one of four players (Allen Hurns, Allen Robinson and Pete Mitchell) in team history to post at least 500 receiving yards in each of their first two seasons in the NFL.

• DL Dawuane Smoot posted his fifth sack of the season in Week 15 at the Titans. He is one of six players in team history to record three consecutive seasons of at least 5.0 sacks.

2021 SCHEDULE

| | | |
|-----------------------|----------------------------|---------------------|
| Sun., Sept. 12 | at Houston Texans | L, 37-21 |
| Sun., Sept. 19 | Denver Broncos | L, 23-13 |
| Sun., Sept. 26 | Arizona Cardinals | L, 31-19 |
| Thu., Sep. 30 | at Cincinnati Bengals | L, 24-21 |
| Sun., Oct. 10 | Tennessee Titans | L, 37-19 |
| Sun., Oct. 17 | Miami Dolphins | W, 23-20 |
| | BYE WEEK | --- |
| Sun., Oct. 31 | at Seattle Seahawks | L, 31-7 |
| Sun., Nov. 7 | Buffalo Bills | W, 9-6 |
| Sun., Nov. 14 | at Indianapolis Colts | L, 23-17 |
| Sun., Nov. 21 | San Francisco 49ers | L, 30-10 |
| Sun., Nov. 28 | Atlanta Falcons | L, 21-14 |
| Sun., Dec. 5 | at Los Angeles Rams | L, 37-7 |
| Sun., Dec. 12 | at Tennessee Titans | L, 20-0 |
| Sun., Dec. 19 | Houston Texans | 1 p.m. (CBS) |
| Sun., Dec. 26 | at New York Jets | 1 p.m. (CBS) |
| Sun., Jan. 2 | at New England Patriots | 1 p.m. (CBS) |
| Sun. Jan. 9 | Indianapolis Colts | 1 p.m. (CBS) |

JAGUARS INFORMATION

PRONUNCIATION GUIDE

| | |
|-----------------------------|---------------------------|
| C.J. Beathard | BETH-urd |
| K'Lavon Chaisson | KAY-luh-von CHASE-on |
| Luke Farrell | FAIR-u'll |
| Adam Gotsis | GOT-sis |
| DaVon Hamilton | DUH-von |
| Tre Herndon | Tray |
| Ross Maticcik | MATTA-sick |
| Lerentee McCray | luh-ren-TAY |
| Dare Ogunbowale | DAR-ay OH-gun-buh-WALL-ay |
| Laviska Shenault Jr. | luh-VISK-uh shuh-nault |
| Dawuane Smoot | duh-WAHN |
| Jay Tufele | too-FELL-lay |
| Jihad Ward | Juh-hodd |
| Andrew Wingard | WING-urd |


BROADCAST



Andrew Catalon
(play-by-play)



James Lofton
(analyst)



Sherree Burruss
(sideline reporter)



Frank Frangie
(play-by-play)




Jeff Lageman
(analyst)



Tony Boselli
(analyst)



Rick Ballou
(sideline reporter)



Javier Carrero
(play-by-play)



Victor Cora
(analyst)

JAGUARS HONOR ROLL

WR Jamal Agnew

AFC Special Teams Player of the Month (September)

K Matthew Wright

AFC Special Teams Player of the Week (Week 6)

DE/OLB Josh Allen

AFC Defensive Player of the Week (Week 9)
Nickelodeon Valuable Player (Week 9)

JAGUARS MEDIA INFORMATION

The Jaguars media website is NFLONG.com. Please follow the link and click on the Jaguars logo to access the page. For customized access to the NFLONG site, please utilize the username "jaguarsmedia" with the password "jaguarsmedia."

For real-time news, game updates and a variety of other information on the Jacksonville Jaguars, follow the Jaguars PR department on Twitter: @JaguarsPR.

TEXANS SERIES

Head Coach: David Culley (since 2021 · 2-11, .154)

Regular Season Series: 13-26 (.333)

Home Record: 8-11 (.421)

Postseason Series: 0-0 (.000)

Road Record: 5-15 (.250)

| Date | Location | Result | Attendance |
|-----------------------|---------------------|----------------------|---------------|
| Sept. 12, 2021 | Houston | L, 37-21 | 68,105 |
| Nov. 8, 2020 | Jacksonville | L, 27-25 | 15,668 |
| Oct. 11, 2020 | Houston | L, 30-14 | 12,413 |
| Nov. 11, 2019 | London | L, 26-3 | 84,771 |
| Sept. 15, 2019 | Houston | L, 13-12 | 71,651 |
| Dec. 30, 2018 | Houston | L, 20-3 | 71,848 |
| Oct. 21, 2018 | Jacksonville | L, 20-7 | 66,534 |
| Dec. 17, 2017 | Jacksonville | W, 45-7 | 64,701 |
| Sept. 10, 2017 | Houston | W, 29-7 | 71,710 |
| Dec. 18, 2016 | Houston | L, 21-20 | 71,803 |
| Nov. 13, 2016 | Jacksonville | L, 24-21 | 62,091 |
| Jan. 3, 2016 | Houston | L, 30-6 | 71,899 |
| Oct. 18, 2015 | Jacksonville | L, 31-20 | 58,085 |
| Dec. 28, 2014 | Houston | L, 23-17 | 71,777 |
| Dec. 7, 2014 | Jacksonville | L, 27-13 | 61,070 |
| Dec. 5, 2013 | Jacksonville | W, 27-20 | 60,414 |
| Nov. 24, 2013 | Houston | W, 13-6 | 71,659 |
| Nov. 18, 2012 | Houston | L, 43-37 (OT) | 71,676 |
| Sept. 16, 2012 | Jacksonville | L, 27-7 | 62,907 |
| Nov. 27, 2011 | Jacksonville | L, 20-13 | 62,004 |
| Oct. 30, 2011 | Houston | L, 24-14 | 71,412 |
| Jan. 2, 2011 | Houston | L, 34-17 | 71,023 |
| Nov. 14, 2010 | Jacksonville | W, 31-24 | 62,340 |
| Dec. 6, 2009 | Jacksonville | W, 23-18 | 42,079 |
| Sept. 27, 2009 | Houston | W, 31-24 | 70,083 |
| Dec. 1, 2008 | Houston | L, 30-17 | 70,809 |
| Sept. 28, 2008 | Jacksonville | W, 30-27 (OT) | 64,061 |
| Dec. 30, 2007 | Houston | L, 42-28 | 70,660 |
| Oct. 14, 2007 | Jacksonville | W, 37-17 | 63,715 |
| Nov. 12, 2006 | Jacksonville | L, 13-10 | 65,918 |
| Oct. 22, 2006 | Houston | L, 27-7 | 70,035 |
| Dec. 24, 2005 | Houston | W, 38-20 | 70,025 |
| Nov. 6, 2005 | Jacksonville | W, 21-14 | 64,613 |
| Dec. 26, 2004 | Jacksonville | L, 21-0 | 66,227 |
| Oct. 31, 2004 | Houston | L, 20-6 | 70,502 |
| Dec. 7, 2003 | Jacksonville | W, 27-0 | 43,363 |
| Sept. 28, 2003 | Houston | L, 24-20 | 70,041 |
| Nov. 17, 2002 | Houston | W, 24-21 | 69,711 |
| Oct. 27, 2002 | Jacksonville | L, 21-19 | 53,721 |

REGULAR SEASON WEEK 15

Thursday, Dec. 16

Kansas City at Los Angeles Chargers..... 8:20 p.m.

Saturday, Dec. 18

Las Vegas at Cleveland 4:30 p.m.

New England at Indianapolis 8:20 p.m.

Sunday, Dec. 19

Houston at Jacksonville **1 p.m.**

Tennessee at Pittsburgh 1 p.m.

Washington at Philadelphia 1 p.m.

Dallas at New York Giants 1 p.m.

New York Jets at Miami 1 p.m.

Arizona at Detroit 1 p.m.

Carolina at Buffalo 1 p.m.

Cincinnati at Denver 4:05 p.m.

Atlanta at San Francisco 4:05 p.m.

Green Bay at Baltimore 4:25 p.m.

Seattle at Los Angeles Rams 4:25 p.m.

New Orleans at Tampa Bay 8:20 p.m.

Monday, Dec. 20

Minnesota at Chicago 8:15 p.m.

All times Eastern



JAGUARS IN THE COMMUNITY

JAGUARS NOMINATE LB MYLES JACK FOR NFL'S 2021 WALTER PAYTON MAN OF THE YEAR AWARD

On December 7, the Jaguars nominated LB Myles Jack for the NFL's 2021 Walter Payton Man of the Year Award. Considered the League's most prestigious honor, the Walter Payton NFL Man of the Year Award recognizes NFL players who have not only exhibited excellence on the field but also whose passion to impact lives extends beyond the game and has led them to leave a positive legacy in their communities.

Originally drafted by the Jaguars in 2016, Jack has dedicated his time, talents and resources to the Jacksonville community with a heart to give back to the next generation. In an effort to emphasize the importance of youth education, Jack's annual Back to School event provides 120-plus kids with school supplies, backpacks, new clothing, shoes and Jaguars giveaways to support their return to school. Each school year, Jack also awards two \$4,000 scholarships to students at Edward Waters University to assist with books and tuition.



MYLES JACK MILITARY SUPPORT

Jack has also embraced Jacksonville's robust military community. In 2019, he embarked on a weeklong tour to South Korea with the USO to salute and honor those who protect and defend our freedoms abroad. He also has participated in many stateside military appreciation events, including Pros vs. GI Joe, an event where the Jaguars invite 25 active-duty military members to interact with players through video game challenges. Jack participated in the Stars and Strikes bowling event to spend time with and support 200 military members and their families for a free night of bowling at Naval Station Mayport in Jacksonville. He also helps support the team's annual care package event during which staff, coaches and players put together care packages for deployed soldiers as part of the St. Michael's Soldiers non-profit mission.

This year, the Myles Jack Foundation provided Jaguars swag for military families, including 250-plus children at the 1st Annual Jaguars Trunk or Treat event. The event provided children an evening of trick-or-treating in a fun and safe environment.



KEY CONNECTIONS

KEY COLLEGE CONNECTIONS

JACKSONVILLE JAGUARS

OL Jawaan Taylor (2016-18), DL Taven Bryan (2015-17)
 CB Shaquill Griffin (2013-16)
 DE/OLB Josh Allen (2015-18)
 DT DaVon Hamilton (2015-19), RB Carlos Hyde (2010-13),
 OL Andrew Norwell (2010-13)
 QB C.J. Beathard (2013-16)
 OL Walker Little (2017-20)



HOUSTON TEXANS

CB Vernon Hargreaves III (2013-15), DL Jonathan Greenard (2015-19)
 TE Jordan Akins (2014-17), OL Justin McCray (2010-13)
 CB Lonnie Johnson Jr. (2017-18)
 P Cameron Johnston (2013-16)
 CB Desmond King II (2013-16), LB Christian Kirksey (2010-13)
 S Justin Reid (2015-17), QB Davis Mills (2018-20)

JAGUARS CONNECTIONS TO TEXANS

| Player | Prev. position |
|----------------|----------------|
| RB Carlos Hyde | RB (2019) |

TEXANS CONNECTIONS TO JAGUARS

| Player | Prev. position |
|-----------------------|----------------|
| WR Chris Conley | WR (2019-20) |
| WR Phillip Dorsett II | WR (2021) |

| Coach | Prev. position |
|------------------------|------------------------|
| WR Coach Robert Prince | WR Assistant (2007-08) |

JAGUARS CONNECTIONS TO TEXAS

| Player | Hometown |
|-------------------------|----------|
| DE/OLB K'Lavon Chaisson | Houston |
| OL Walker Little | Houston |
| LS Ross Maticcik | McKinney |
| LB Dakota Allen | Humble |
| DT Malcom Brown | Brenham |
| WR Laviska Shenault Jr. | DeSoto |

TEXANS CONNECTIONS TO FLORIDA

| Player | Hometown |
|------------------------|-----------------|
| DB Terrence Brooks | Dunnellon |
| OL Geron Christian Sr. | Ocala |
| WR Phillip Dorsett II | Fort Lauderdale |
| TE Jeff Driskel | Oviedo |
| OL Justin McCray | Miami |
| WR Chris Moore | Tampa |
| DB Jimmy Moreland | Belle Glade |



Jaguars CB Shaquill Griffin, Texans OL Justin McCray and Texans TE Jordan Akins attended the University of Central Florida. Griffin and Akins were teammates from 2014-16, and Griffin and McCray played together in 2013.

ROSTER FACTS

Oldest Jaguars Player: WR Marvin Jones Jr. (3/12/1990), 31
Youngest Jaguars Player: S Andre Cisco (3/23/2000), 21
Heaviest Jaguars Player: OL Andrew Norwell, 340lbs
Lightest Jaguars Player: WR Jaydon Mickens, 170lbs
Tallest Jaguars Player: DE/OLB Jordan Smith, OL Walker Little, 6'7"
Shortest Jaguars Player: WR Tavon Austin, 5' 8"
Most Seasons with the Jaguars: OL Brandon Linder, OL Tyler Shatley, 8
Most NFL Seasons: WR Marvin Jones Jr., 10
College with the Most Jaguars: Ohio State, 4
Drafted by Jaguars: 23
Home State to the Most Jaguars Players: Florida, 9



Texans WR Coach Robert Prince coached Jaguars WR Marvin Jones Jr. in Detroit from 2016-20. In 2020, Prince helped Jones record a career-high 76 receptions for 978 receiving yards and nine receiving TDs. In four seasons with the Lions, Jones caught 289 passes for 4,296 yards and 36 TDs.

KEY COACHING CONNECTIONS

Jaguars Defensive Coordinator Joe Cullen and Texans Head Coach David Culley spent time together in Baltimore from 2019-20, when Cullen was the defensive line coach and Culley was the assistant head coach/wide receiver coach/passing game coordinator. Jaguars Assistant Defensive Line Coach Sterling Lucas and Outside Linebackers Coach Zachary Orr also coached in Baltimore during that time.



HC URBAN MEYER & GM TRENT BAALKE



URBAN MEYER
HEAD COACH

The Jacksonville Jaguars hired three-time national champion, seven-time conference winner and college Coach of the Decade Urban Meyer on Jan. 14, 2021.

Before serving as a studio analyst at FOX and an assistant athletic director at Ohio State, Meyer accumulated a 187-32 record and a .854 winning percentage, the third-highest in college football history, during head coaching stints at Ohio State (2012-18), Florida (2005-10), Utah (2003-04) and Bowling Green (2001-02). Meyer also posted a 12-3 record in postseason play. He is the only modern-day coach to win national championships in two different conferences (SEC in 2006 and 2008 at Florida and Big Ten in 2014 at Ohio State).

Meyer was hired for his first head coaching stint on Dec. 4, 2000 at Bowling Green, launching a coaching career that would earn him Coach of the Decade accolades by Sports Illustrated and The Sporting News. Meyer turned around a BGSU program that endured six consecutive losing seasons prior to his appointment into a Top 25 team. The Falcons posted 8-3 and 9-3 seasons before he accepted the head coaching position at Utah, where he went 22-2 in two seasons at the helm, including an undefeated 12-0 campaign in 2004.

Meyer was named national coach of the year in 2003 by The Sporting News and, in 2004, he was named the Football Writers Association of America's Eddie Robinson Coach of the Year and the Home Depot Coach of the Year. The Touchdown Club of Columbus also presented him with its coach of the year award, the Woody Hayes Trophy. While with the Utes, Meyer mentored QB Alex Smith, who threw for 2,952 yards and 32 TDs and ran for 631 yards and 10 TDs in 2004 before being the first overall pick in the 2005 NFL Draft.

His prolific coaching career next took him to Gainesville, where his six-year stint saw two national titles and a 65-15 record with the Gators. He led Florida to national championships in 2006 and 2008 and tutored QB Tim Tebow, who won the Heisman Trophy in 2007 and was named First-Team All-American in 2008 after leading the most productive offense in SEC history (611 points).

During his time in Columbus, the Buckeyes won the inaugural College Football Playoff national championship in 2014, captured the Big Ten Conference title in 2014, 2017 and 2018 and posted an 83-9 record, including a 54-4 conference record. He posted the two longest winning streaks in school history: 24 and 23 games.

Meyer's teams were 26-3 in rivalry games. Bowling Green was 1-1 against Toledo, Utah posted a 2-0 record against BYU, Florida tallied a 16-2 record against Florida State, Tennessee and Georgia and Ohio State was 7-0 against Michigan. His teams were a combined 114-22 in conference play with seven conference titles, including three Big Ten and two SEC crowns.

Meyer also has a track record of success with future professional talent. He has had 76 players drafted, including 21 first-round selections. In 2016, 12 Buckeyes were drafted, including five first-round picks: DE Joey Bosa, RB Ezekiel Elliott, CB Eli Apple, OL Taylor Decker and LB Darron Lee. Other notable selections during his coaching tenure include OL Maurkice Pouncey, CBs Reggie Nelson, Denzel Ward and Joe Haden, QB Dwayne Haskins, DEs Chase Young and Nick Bosa, WRs Michael Thomas and Percy Harvin, LB Ryan Shazier and S Malik Hooker.

Meyer, 56, was born in Toledo, Ohio and grew up in Ashtabula, Ohio. He and his wife, Shelley, who both graduated from the University of Cincinnati, have three children: Nicki, Gigi and Nate, and two grandchildren, Troy (4) and Gray (2). Nicki (Georgia Tech) and Gigi (Florida Gulf Coast) both played volleyball in college, while Nate has competed in football and baseball at Cincinnati.



TRENT BAALKE
GENERAL MANAGER

Trent Baalke was hired as the Jaguars general manager on Jan. 21, 2021.

"Trent Baalke has had success at virtually every level of football, notably so as a general manager who shrewdly and quickly built an NFL conference championship organization and team," said Jacksonville Jaguars Owner Shad Khan. "That experience inspired us to recruit Trent to Jacksonville a year ago to serve as our director of player personnel and is one of many reasons why we are naming Trent as the new general manager of the Jacksonville Jaguars. Trent thoroughly knows the NFL and the dynamics of today's game, has an exceptional eye for talent and I know will have excellent chemistry with Head Coach Urban Meyer as they begin their mission to bring a consistent winner to our fans in Jacksonville."

He originally joined the Jaguars in February 2020 as the team's director of player personnel before being named the interim general manager on Nov. 29, 2020. Prior to arriving in Jacksonville, Baalke spent 12 seasons with the San Francisco 49ers, rising from the ranks of western region scout (2005-07) to director of player personnel (2008-09) to vice president of player personnel (2010) to general manager (2011-16). He was named Executive of the Year following the 2011 season by the Pro Football Writers of America and Pro Football Weekly after transforming a 6-10 team into a 13-3 team in his first season as general manager with San Francisco.

During Baalke's tenure in the Bay Area, the 49ers appeared in three consecutive NFC Championship games (2011-13) and Super Bowl XLVII, while tallying a 5-3 postseason record. After Baalke began overseeing all player acquisitions in 2010, six acquired players accounted for nine All-Pro selections while eight of those players earned Pro Bowl honors. Overall, the 49ers produced 24 All-Pro selections and 35 Pro Bowl nods from 2010-16.

He spent four years with the Washington Football Team's scouting staff where he served as the college scouting coordinator in his final season. From 2001-03, he served as Washington's national scout. Baalke started his NFL career as a personnel scout with the New York Jets from 1998-2000.

Prior to his NFL career, Baalke worked as a defensive line and strength and conditioning coach at South Dakota State from 1990-95 before working as the athletic director at Shantley High School in Fargo, N.D., in 1996 and 1997. He began his coaching career as a graduate assistant at North Dakota State in 1989 helping the team finish with a 14-0 record and Division II National Championship.

The Rosendale, Wis. native earned a bachelor's degree in health and physical education at Bemidji State (Minn.) where he played outside linebacker and was an All-Northern Sun Conference and All-Midwest Region honoree. He and his wife, Beth, have two daughters, Katy and Cassie.



ASSISTANT COACHES



Charlie Strong
Title: Assistant Head Coach/Inside Linebackers Coach
NFL Experience: 1 | **Jaguars Experience:** 1
Last Position: Defensive Analyst (Alabama)

• In his first season as an NFL coach after a 38-year career in college football that included head coaching stints at Louisville (2010-13), Texas (2014-16) and South Florida (2017-19).

“He’s a high character guy, great family, someone that I trust explicitly, but also a guy I just feel very strong about being in front of the team, being in a locker room and being at my side. He was the first hire and arguably one of the most, if not the most, important hire.” - Head Coach Urban Meyer



Darrell Bevell
Title: Offensive Coordinator
NFL Experience: 21 | **Jaguars Experience:** 1
Last Position: Interim Head Coach (Lions)

• In his first season in Jacksonville after most recently serving as interim head coach/offensive coordinator in Detroit.

“I called 10 people about Darrell, and Brett Favre, who I’ve known for quite some time, when he made a comment, ‘that’s as good a coach as he’s ever been around’ and ‘by the way I had my best year with him at Minnesota’ and he said, ‘Hire the guy.’” - Head Coach Urban Meyer



Joe Cullen
Title: Defensive Coordinator
NFL Experience: 15 | **Jaguars Experience:** 1
Last Position: Defensive Line Coach (Ravens)

• Has 32 years of coaching experience, including 14 years in the NFL with five different teams: Baltimore, Tampa Bay, Cleveland, Jacksonville (defensive line coach - 2010-12) and Detroit... Ravens allowed second-fewest rushing yards per game (97.1) and created the third-most takeaways (126) in the NFL during his time in Baltimore

“I’ve known Joe Cullen a long time. I’ve always studied his defensive line play. He’s considered if not the best, one of the best defensive line coaches in the game.” - Head Coach Urban Meyer

POSITION COACHES



Nick Sorensen
 Special Teams
 Coordinator



Brian Schottenheimer
 Passing Game
 Coordinator



Tyler Bowen
 Tight Ends
 Coach



Sanjay Lal
 Wide Receivers
 Coach




Bernie Parmalee
 Running Backs
 Coach



George Warhop
 Offensive Line
 Coach



Chris Ash
 Defensive Backs
 Coach - Safeties



Joe Danna
 Defensive Backs
 Coach - Nickels



Tosh Lupoi
 Defensive Line
 Coach



Tim Walton
 Secondary Coach -
 Corners



Zachary Orr
 Outside Linebackers
 Coach



Carlos Polk
 Special Teams
 Assistant



PLAYER NOTES

TREVOR TIME

QB Trevor Lawrence has completed 271-of-466 attempts for 2,735 yards and nine TDs this season. Lawrence's nine TDs and 2,735 passing yards are second-most among NFL rookie quarterbacks.

PASSING TOUCHDOWNS, ROOKIE QUARTERBACKS, 2021

| RK. | PLAYER (TEAM) | PASSING TDs | PASS YARDS |
|-----|---------------------------------|-------------|------------|
| 1. | QB Mac Jones (N.E.) | 16 | 2,869 |
| 2. | QB Trevor Lawrence (JAX) | 9 | 2,735 |
| 3. | QB Davis Mills (HOU) | 8 | 1,737 |
| 4. | QB Zach Wilson (NYJ) | 6 | 1,741 |
| 5. | QB Justin Fields (CHI) | 6 | 1,585 |

NOTE THE QUOTE: ON QB TREVOR LAWRENCE

"He came here to lift an organization and that is the way he looks at it. He is very hard on himself as most great players are ... That cat works and he is hard on himself - [asking himself] what can he do better? Not just on the field, but to lead guys. That is why he is going to be a great player here."

- Head Coach Urban Meyer

JR25

RB James Robinson switched his jersey number from No. 30 to No. 25 prior to this season, opting to return to the number he donned in pop warner, middle and high school.

While wearing No. 25, Robinson rushed for 9,045 yards at Rockford Lutheran High School, the most in Illinois High School Association history and totaled 4,444 yards and 44 TDs in four seasons at Illinois State.

"I feel faster, but more importantly, I feel like me again," Robinson said. "It was my first number ever when I first started playing football. I never had another number other than 25 until I got 30. I broke the Illinois High School rushing record in that number. There's just a lot of memories with it."



After Robinson switched his jersey number, he vowed to reward fans for their loyalty. On Friday, Oct. 8, he signed more than 100 No. 30 jerseys to send back to fans.

"We just thought we should do something for the fans," Robinson said. "I knew there were a lot of people that already bought the jerseys. Signing the jerseys for the fans was the right thing to do."

James Robinson
@Robinson_james

I want to THANK YOU for all of the love With me changing my number to 25, I'd love to sign ANY of your #30 jerseys as a continued THANK YOU for all your support and buying my jersey. DM @JaguarsPR tonight with a picture of you wearing my jersey and we will be in touch!#DUUUVAL 🙌

8:16 PM · Sep 6, 2021

J-ROB'S JOURNEY

Since 2020, RB James Robinson's 2,305 scrimmage yards are the third-most in the AFC among running backs.

SCRIMMAGE YARDS, AFC, RUNNING BACKS, 2020-21

| RK. | PLAYER (TEAM) | RUSH YARDS | REC YARDS | SCRIMMAGE |
|-----|--------------------------------|------------|-----------|-----------|
| 1. | RB Derrick Henry (TEN) | 2,964 | 268 | 3,232 |
| 2. | RB Jonathan Taylor (IND) | 2,517 | 635 | 3,152 |
| 3. | RB James Robinson (JAX) | 1,752 | 553 | 2,305 |
| 4. | RB Nick Chubb (CLE) | 1,993 | 262 | 2,255 |
| 5. | RB Austin Ekeler (LAC) | 1,260 | 938 | 2,198 |

Robinson has rushed for 1,752 yards through his first 26 games. Among players who entered the league in 2020, his 1,752 rushing yards are the second-most in the NFL during that span.

RUSHING YARDS, FIRST 26 CAREER GAMES NFL, 2020-21

| RK. | PLAYER (TEAM) | RUSHING YARDS | RUSH TDS |
|-----|--------------------------------|---------------|----------|
| 1. | RB Jonathan Taylor (IND) | 2,291 | 24 |
| 2. | RB James Robinson (JAX) | 1,752 | 14 |
| 3. | RB Antonio Gibson (WAS) | 1,595 | 16 |
| 4. | RB Damien Harris (N.E.) | 1,445 | 11 |
| 5. | RB Clyde Edwards-Helaire (K.C) | 1,261 | 7 |

Robinson's 2,305 scrimmage yards and his 1,752 rushing yards both stand as the third-most in franchise history through a player's first 26 games.

SCRIMMAGE YARDS, FIRST 26 CAREER GAMES, FRANCHISE HISTORY

| RK. | PLAYER (YEARS) | RUSH | RECEIVING | SCRIMMAGE |
|-----|------------------------------------|-------|-----------|-----------|
| 1. | RB Leonard Fournette (2017-19) | 1,991 | 630 | 2,621 |
| 2. | RB Fred Taylor (1998-99) | 2,012 | 504 | 2,516 |
| 3. | RB James Robinson (2020-21) | 1,752 | 553 | 2,305 |
| 4. | RB Maurice Jones-Drew (2006-07) | 1,510 | 675 | 2,185 |
| 5. | WR Allen Robinson (2014-15) | 0 | 1,948 | 1,948 |

HASTA LA VISKA

WR Laviska Shenault Jr. caught four passes for 34 yards in Week 14 at Tennessee. With his 34 receiving yards, Shenault surpassed 500-plus receiving yards for the second consecutive season. He is one of four players (Allen Hurns, Allen Robinson and Pete Mitchell) in team history to post at least 500 receiving yards in each of their first two seasons in the NFL.

Shenault, who has recorded 110 receptions through his first two seasons has the second-most receptions by any Jaguar through their first 27 games.

RECEPTIONS, FIRST 27 CAREER GAMES, FRANCHISE HISTORY

| PLAYER (YEARS) | RECEPTIONS | RECEIVING YARDS |
|--|------------|-----------------|
| WR Allen Robinson (2014-15) | 134 | 2,020 |
| WR Laviska Shenault Jr. (2020-21) | 110 | 1,105 |
| WR Dede Westbrook (2017-19) | 109 | 1,201 |
| WR Mike Thomas (2009-10) | 104 | 1,102 |
| WR Allen Hurns (2014-15) | 99 | 1,435 |



PLAYER NOTES

MAGNIFICENT MARVIN

WR Marvin Jones Jr. posted six receptions for 70 yards in Week 14 at Tennessee. It marked his 110th consecutive game with a reception, the sixth-longest active streak in the NFL.

MOST CONSECUTIVE GAMES WITH A RECEPTION, ACTIVE STREAKS, NFL

| RK. | PLAYER (TEAMS) | YEAR (S) | GAMES |
|-----|--|----------|-------|
| 1. | WR Antonio Brown (PIT/N.E./T.B.) | 2010-21 | 142 |
| 2. | WR DeAndre Hopkins (HOU/ARI) | 2013-21 | 136 |
| 3. | WR Julio Jones (ATL/TEN) | 2011-21 | 134 |
| 4. | TE Travis Kelce (K.C.) | 2014-21 | 123 |
| 5. | WR Jarvis Landry (CLE) | 2014-21 | 120 |
| 6. | WR Marvin Jones Jr. (CIN/DET/JAX) | 2013-21 | 110 |

During Jones' 110-game streak, he has recorded 459 receptions for 6,389 yards and 52 TDs. Jones has caught passes from seven different quarterbacks, including 54 from QB Trevor Lawrence.

MARVIN JONES JR., OCT. 6, 2013-DEC. 12, 2021, RECEPTIONS BY QUARTERBACK

| QUARTERBACK | TEAM (YEAR) | COMPLETIONS TO JONES |
|------------------------|----------------------|----------------------|
| Trevor Lawrence | Jacksonville (2021) | 54 |
| Chase Daniel | Detroit (2020) | 13 |
| Jeff Driskel | Detroit (2020) | 14 |
| David Blough | Detroit (2019) | 6 |
| Matthew Stafford | Detroit (2016-20) | 263 |
| A.J. McCarron | Cincinnati (2015) | 18 |
| Andy Dalton | Cincinnati (2013-15) | 91 |

Since 2013, Jones has caught 53 TDs, tied for the eighth-most in the NFL during that span.

RECEIVING TDs, 2013-21, NFL

| RK. | PLAYER (TEAMS) | RECEIVING TDs |
|-----|--|---------------|
| 1. | WR Antonio Brown (PIT/N.E./T.B.) | 76 |
| 2. | WR Mike Evans (T.B.) | 72 |
| 3. | WR Davante Adams (G.B.) | 69 |
| 3. | WR DeAndre Hopkins (HOU/ARI) | 68 |
| 5. | TE Jimmy Graham (N.O/SEA/G.B./CHI) | 59 |
| 6. | WR Tyreek Hill (K.C.) | 55 |
| 7. | TE Rob Gronkowski (N.E./TB) | 54 |
| 8. | WR Marvin Jones Jr. (CIN/DET/JAX) | 53 |
| | Two players | - |



NOTE TO KNOW: MODEL OF CONSISTENCY

Jones has now recorded at least 500 yards in eight consecutive seasons, tied for the fourth-longest active streak in the NFL.

BUILT FORD TOUGH

S Rudy Ford recorded six total tackles, three passes defended and one INT in Week 9 against Buffalo. He is one of just two safeties in the NFL this season to have at least five tackles, three passes defended and one INT in the same game.

SAFETIES WITH 5+ TACKLES, 1 INT, 3+ PASSES DEFENSED, 2021, SINGLE GAME

| PLAYER (TEAM) | GAME |
|--------------------------|-----------------|
| S Rudy Ford (JAX) | 11/7/21 vs. BUF |
| S Tyrann Mathieu (K.C.) | 9/19/21 vs. BAL |

WRIGHT MAN FOR THE JOB

K Matthew Wright connected on a 53-yard game-winning field goal against Miami in Week 6, tied for the second-longest game-winning field goal in franchise history.

LONGEST GAME-WINNING FIELD GOAL (4TH QTR), FRANCHISE HISTORY

| RK. | PLAYER | GAME | DISTANCE (YDS) |
|-----|-------------------------|------------------|----------------|
| 1. | K Josh Scobee | 10/3/10 vs. IND | 59 |
| 2. | K Matthew Wright | 10/17/21 vs. MIA | 53 |
| | K Jason Myers | 11/15/15 at BAL | 53 |
| | K Josh Scobee | 10/24/04 at IND | 53 |
| 5. | K Josh Scobee | 9/21/08 at IND | 51 |

K Matthew Wright has connected on four field goals of 50-plus yards since being signed to the Jaguars active roster prior to Week 6. In Week 10 at Indianapolis, Wright converted a career-long 56-yard field goal. Wright is one of four kickers in the NFL to make at least four 50-plus yard field goals since Week 6.

50-PLUS YARD FIELD GOALS, WEEKS 6-14 NFL, 2021

| RK. | PLAYER | GAME | 50-PLUS FGS |
|-----|-------------------------------|------|-------------|
| 1 | K Evan McPherson (CIN) | 8 | 5 |
| | K Chris Boswell (PIT) | 8 | 5 |
| | K Harrison Butker (K.C.) | 8 | 5 |
| 4. | K Matthew Wright (JAX) | 8 | 4 |
| | K Justin Tucker (BAL) | 8 | 4 |
| 6. | K Nick Folk (N.E.) | 8 | 3 |
| | K Daniel Carlson (L.V.) | 8 | 3 |

CAMPBELL'S COVERAGE

CB Tyson Campbell recorded three total tackles, three passes defended and one INT in Week 12 against Atlanta. He is the fourth Jaguars rookie in the last 20 years to record at least three passes defended and one INT in a single game, joining CB CJ Henderson (2020), CB Jalen Ramsey (2016, twice) and S Marlon McCree (2002).

ONE INT AND AT LEAST THREE PASSES DEFENSED, SINGLE GAME, 2002-21

| PLAYER | GAME |
|--------------------------|------------------|
| CB Tyson Campbell | 11/28/21 vs. ATL |
| CB C.J. Henderson | 9/9/20 vs. IND |
| CB Jalen Ramsey | 12/24/16 vs. TEN |
| CB Jalen Ramsey | 12/18/16 at HOU |
| S Marlon McCree | 9/15/02 at K.C. |

NOTE THE QUOTE: ON CB TYSON CAMPBELL

"[I love] everything about him, the way he walks, the way he talks, the way he handles his business in the training room and just the maturity, growth and work ethic on the practice field."

- Head Coach Urban Meyer



PLAYER NOTES

COOKE'S CORNER

Since net punting began being tracked in 1976, Cooke's 43.1 career net punting average is the highest in NFL history (min. 250 punts). His 43.1 net punting average is the second-highest in the NFL since 2018.

NET PUNTING AVERAGE, (MIN. 250 PUNTS) 1976-2021, NFL

| RK. | PLAYER (TEAM, YEARS) | PUNTS | NET AVG. |
|-----|------------------------------------|-------|----------|
| 1. | P Logan Cooke (JAX, 2018-21) | 275 | 43.1 |
| 2. | P Johnny Hekker (STL/LAR, 2012-21) | 713 | 42.8 |
| 3. | P Michael Dickson (SEA, 2018-21) | 283 | 42.4 |
| 4. | P Cameron Johnston (HOU, 2018-21) | 274 | 42.0 |
| 5. | P Rigoberto Sanchez (IND, 2017-21) | 289 | 41.8 |

NET PUNTING AVERAGE (MIN. 150 PUNTS), 2018-2021, NFL

| RK. | PLAYER (TEAM(S)) | PUNTS | NET AVG. |
|-----|------------------------------|-------|----------|
| 1. | P Tress Way (WAS) | 274 | 43.3 |
| 2. | P Logan Cooke (JAX) | 275 | 43.1 |
| 3. | P Thomas Morstead (N.O./NYJ) | 200 | 42.6 |
| 4. | P Michael Dickson (SEA) | 283 | 42.4 |
| | P Jake Bailey (N.E.) | 176 | 42.4 |

Cooke's career 43.1 net punting average is the highest mark in franchise history among players with at least 50 punts.

NET PUNTING AVERAGE (MIN. 50 PUNTS), FRANCHISE HISTORY

| RK. | PLAYER (YEAR(S)) | PUNTS | NET AVG. |
|-----|--------------------------|-------|----------|
| 1. | P Logan Cooke (2018-21) | 275 | 43.1 |
| 2. | P Bryan Anger (2012-15) | 360 | 40.1 |
| 3. | P Brad Nortman (2016-17) | 164 | 39.2 |
| 4. | P Nick Harris (2011) | 72 | 37.9 |
| 5. | P Adam Podlesh (2007-10) | 229 | 37.8 |

Through the last two games, Cooke has placed eight punts inside the 20. His 27 punts inside the 20 this season are the third-most in the NFL. Cooke is also the only punter in the NFL with at least 25 punts inside the 20 and one-or fewer touchbacks this season.

PUNTS INSIDE THE 20, NFL, 2021

| RK. | PLAYER (TEAM) | PUNTS | IN20 |
|-----|--------------------------|-------|------|
| 1. | P Michael Dickson (SEA) | 70 | 34 |
| 2. | P Cameron Johnston (HOU) | 71 | 29 |
| 3. | P Logan Cooke (JAX) | 58 | 27 |
| 4. | P Michael Palardy (MIA) | 61 | 24 |
| 5. | P A.J. Cole (L.V.) | 52 | 22 |



AFC DEFENSIVE PLAYER OF THE WEEK

After the Jaguars defeated the Bills in Week 9, DE/OLB Josh Allen became the 17th player in franchise history to win AFC Defensive Player of the Week honors.

Allen sacked Bills QB Josh Allen, marking the first time a player sacked a QB with the same first and last name in NFL history. Allen finished the game with a career-high eight tackles, including two tackles for loss and 1.0 sack. Allen also recorded the first INT of his career and a fumble recovery, becoming the second defensive lineman in franchise history to post at least 1.0 sack, one INT and one fumble recovery in the same game (DE Tony Brackens).

ONE INT, ONE FUMBLE RECOVERY AND 1.0 SACK, SAME GAME, FRANCHISE HISTORY

| PLAYER | GAME |
|-------------------|-----------------|
| DE/OLB Josh Allen | 11/7/21 vs. BUF |
| DE Tony Brackens | 11/28/99 at BAL |

Since 2019, Allen is the only player in the NFL to record one fumble recovery, one INT and 1.0 sack in the same game.

JOSHIN' AROUND

DE/OLB Josh Allen has recorded 18.5 sacks in 37 career games, the second-most among all players in franchise history through their first 37 games. He has recorded 1.5 sacks in four games against Houston, including 1.0 in Week 1 this season.

SACKS, FIRST 37 GAMES, FRANCHISE HISTORY

| RK. | PLAYER | SACKS |
|-----|------------------------------|-------|
| 1. | DE Yannick Ngakoue (2016-17) | 22.0 |
| 2. | DE/OLB Josh Allen (2019-21) | 18.5 |
| 3. | DE Tony Brackens (1996-97) | 15.0 |
| 4. | LB Dante Fowler (2016-17) | 13.0 |
| | DE Bobby McCray (2004-06) | 13.0 |

Allen's 18.5 sacks since his rookie year rank in the top five among the 2019 NFL draft class.

SACKS, 2019 DRAFT CLASS

| RK. | PLAYER (TEAM) | GAMES | SACKS |
|-----|-------------------------|-------|-------|
| 1. | DE Brian Burns (CAR) | 43 | 24.5 |
| 2. | DE Nick Bosa (S.F.) | 31 | 23.0 |
| 3. | DE Maxx Crosby (L.V.) | 45 | 22.0 |
| | DE Montez Sweat (WAS) | 40 | 20.0 |
| 5. | DE/OLB Josh Allen (JAX) | 37 | 18.5 |

TACKLING MACHINE

Allen has recorded at least five tackles in five of the last nine games, including a career-high 10 against San Francisco in Week 11. His 58 total tackles are top five among all defensive linemen in the NFL.

TOTAL TACKLES, DEFENSIVE LINEMEN, NFL, 2021

| RK. | PLAYER (TEAM) | GAMES | TACKLES |
|-----|---------------------------|-------|---------|
| 1. | DE Cameron Heyward (PIT) | 13 | 67 |
| 2. | DE Leonard Williams (NYG) | 13 | 62 |
| 3. | DL Aaron Donald (LAR) | 13 | 61 |
| 4. | DT Austin Johnson (NYG) | 13 | 59 |
| 5. | DE/OLB Josh Allen (JAX) | 13 | 58 |



TEAM RANKINGS

| AMERICAN FOOTBALL CONFERENCE | | | | | | |
|------------------------------|--------------------|--------------------|--------------------|--------------------|--------------------|--------------------|
| | TOTAL | OFFENSE | | TOTAL | DEFENSE | |
| | | RUSH | PASS | | RUSH | PASS |
| Baltimore Ravens | 2 [388.00] | 2 [144.85] | 6 [243.15] | 9 [351.54] | *1 [85.46] | 16 [266.08] |
| Buffalo Bills | 4 [382.92] | 7 [121.00] | 4 [261.92] | *1 [288.92] | 7 [109.38] | *1 [179.54] |
| Cincinnati Bengals | 7 [358.77] | 9 [108.69] | 5 [250.08] | 8 [349.85] | 3 [93.08] | 15 [256.77] |
| Cleveland Browns | 8 [349.15] | 3 [143.46] | 14 [205.69] | 3 [321.23] | 6 [106.23] | 4 [215.00] |
| Denver Broncos | 11 [345.00] | 6 [123.08] | 11 [221.92] | 4 [324.77] | 5 [106.15] | 5 [218.62] |
| Houston Texans | 16 [264.15] | 16 [77.54] | 16 [186.62] | 15 [384.69] | 16 [147.92] | 9 [236.77] |
| Indianapolis Colts | 6 [368.08] | *1 [151.69] | 12 [216.38] | 6 [342.08] | 9 [111.85] | 6 [230.23] |
| Jacksonville Jaguars | 15 [303.08] | 11 [102.69] | 15 [200.38] | 11 [357.23] | 11 [115.69] | 10 [241.54] |
| Kansas City Chiefs | *1 [389.62] | 8 [111.69] | 3 [277.92] | 13 [361.69] | 8 [109.69] | 12 [252.00] |
| Las Vegas Raiders | 5 [372.46] | 13 [84.62] | *1 [287.85] | 10 [356.62] | 12 [125.31] | 7 [231.31] |
| Los Angeles Chargers | 3 [385.23] | 10 [104.92] | 2 [280.31] | 7 [348.00] | 15 [140.69] | 3 [207.31] |
| Miami Dolphins | 14 [309.77] | 15 [79.23] | 9 [230.54] | 12 [358.38] | 4 [103.85] | 14 [254.54] |
| New England Patriots | 10 [346.54] | 5 [123.54] | 10 [223.00] | 2 [309.92] | 10 [114.38] | 2 [195.54] |
| New York Jets | 13 [321.54] | 14 [84.15] | 8 [237.38] | 16 [392.77] | 13 [138.77] | 13 [254.00] |
| Pittsburgh Steelers | 12 [329.00] | 12 [88.38] | 7 [240.62] | 14 [371.31] | 14 [139.46] | 8 [231.85] |
| Tennessee Titans | 9 [347.15] | 4 [137.77] | 13 [209.38] | 5 [341.62] | 2 [90.92] | 11 [250.69] |

| NATIONAL FOOTBALL CONFERENCE | | | | | | |
|------------------------------|-------------|-------------|---------------|-------------|---------------|-------------|
| | TOTAL | OFFENSE | | TOTAL | DEFENSE | |
| | | RUSH | PASS | | RUSH | PASS |
| Arizona Cardinals | 5 [374.77] | 6 [122.54] | T 6 [252.23] | 2 [321.62] | 8 [111.77] | 2 [209.85] |
| Atlanta Falcons | 11 [316.38] | 16 [91.08] | 8 [225.31] | 12 [364.54] | 12 [117.08] | 11 [247.46] |
| Carolina Panthers | 14 [310.62] | 10 [109.69] | 12 [200.92] | *1 [293.00] | 10 [115.31] | *1 [177.69] |
| Chicago Bears | 16 [302.54] | 3 [126.00] | 16 [176.54] | 5 [336.46] | T 13 [120.00] | 4 [216.46] |
| Dallas Cowboys | 2 [409.08] | 2 [128.46] | 3 [280.62] | 11 [361.08] | 7 [110.23] | 12 [250.85] |
| Detroit Lions | 13 [311.31] | 9 [110.46] | 13 [200.85] | 14 [379.15] | 16 [135.15] | 7 [244.00] |
| Green Bay Packers | 7 [361.46] | 11 [107.62] | 5 [253.85] | 3 [323.62] | 5 [105.15] | 5 [218.46] |
| Los Angeles Rams | 4 [384.54] | 13 [97.23] | 2 [287.31] | 9 [347.08] | 4 [100.62] | 10 [246.46] |
| Minnesota Vikings | 3 [390.54] | 5 [123.15] | 4 [267.38] | 15 [381.46] | 15 [129.54] | 14 [251.92] |
| New Orleans Saints | 10 [319.38] | 8 [121.46] | 14 [197.92] | 7 [339.54] | 3 [95.00] | 8 [244.54] |
| New York Giants | 12 [312.15] | 15 [94.23] | 9 [217.92] | 13 [369.69] | 14 [125.00] | 9 [244.69] |
| Philadelphia Eagles | 8 [356.23] | *1 [160.00] | 15 [196.23] | 5 [336.46] | T 6 [109.38] | 6 [227.08] |
| San Francisco 49ers | 6 [364.31] | 4 [123.92] | 7 [240.38] | 4 [325.38] | 9 [112.15] | 3 [213.23] |
| Seattle Seahawks | 15 [310.23] | 12 [104.38] | 11 [205.85] | 16 [394.92] | 11 [116.00] | 16 [278.92] |
| Tampa Bay Buccaneers | *1 [410.08] | 14 [95.92] | *1 [314.15] | 8 [343.00] | *1 [91.15] | 13 [251.85] |
| Washington Football Team | 9 [336.23] | 6 [122.54] | T 10 [213.69] | 10 [352.69] | 2 [93.62] | 15 [259.08] |

| NATIONAL FOOTBALL LEAGUE | | | | | | |
|-----------------------------|--------------------|--------------------|--------------------|--------------------|--------------------|--------------------|
| | TOTAL | OFFENSE | | TOTAL | DEFENSE | |
| | | RUSH | PASS | | RUSH | PASS |
| Arizona Cardinals | 9 [374.77] | 12 [122.54] | T 10 [252.23] | 5 [321.62] | 16 [111.77] | 5 [209.85] |
| Atlanta Falcons | 24 [316.38] | 27 [91.08] | 17 [225.31] | 25 [364.54] | 23 [117.08] | 21 [247.46] |
| Baltimore Ravens | 5 [388.00] | 3 [144.85] | 12 [243.15] | 18 [351.54] | *1 [85.46] | 31 [266.08] |
| Buffalo Bills | 8 [382.92] | 15 [121.00] | 8 [261.92] | *1 [288.92] | 12 [109.38] | T 2 [179.54] |
| Carolina Panthers | 27 [310.62] | 18 [109.69] | 26 [200.92] | 2 [293.00] | 20 [115.31] | *1 [177.69] |
| Chicago Bears | 31 [302.54] | 7 [126.00] | 32 [176.54] | 9 [336.46] | T 24 [120.00] | 8 [216.46] |
| Cincinnati Bengals | 14 [358.77] | 19 [108.69] | 11 [250.08] | 17 [349.85] | 4 [93.08] | 29 [256.77] |
| Cleveland Browns | 16 [349.15] | 4 [143.46] | 25 [205.69] | 4 [321.23] | 11 [106.23] | 7 [215.00] |
| Dallas Cowboys | 2 [409.08] | 6 [128.46] | 4 [280.62] | 23 [361.08] | 15 [110.23] | 23 [250.85] |
| Denver Broncos | 19 [345.00] | 11 [123.08] | 19 [221.92] | 7 [324.77] | 10 [106.15] | 10 [218.62] |
| Detroit Lions | 26 [311.31] | 17 [110.46] | 27 [200.85] | 28 [379.15] | 28 [135.15] | 17 [244.00] |
| Green Bay Packers | 13 [361.46] | 20 [107.62] | 9 [253.85] | 6 [323.62] | 9 [105.15] | 9 [218.46] |
| Houston Texans | 32 [264.15] | 32 [77.54] | 31 [186.62] | 30 [384.69] | 32 [147.92] | 15 [236.77] |
| Indianapolis Colts | 11 [368.08] | 2 [151.69] | 21 [216.38] | 13 [342.08] | 17 [111.85] | 12 [230.23] |
| Jacksonville Jaguars | 30 [303.08] | 23 [102.69] | 28 [200.38] | 21 [357.23] | 21 [115.69] | 16 [241.54] |
| Kansas City Chiefs | 4 [389.62] | 16 [111.69] | 6 [277.92] | 24 [361.69] | 14 [109.69] | 26 [252.00] |
| Las Vegas Raiders | 10 [372.46] | 29 [84.62] | 2 [287.85] | 20 [356.62] | 26 [125.31] | 13 [231.31] |
| Los Angeles Chargers | 6 [385.23] | 21 [104.92] | 5 [280.31] | 16 [348.00] | 31 [140.69] | 4 [207.31] |
| Los Angeles Rams | 7 [384.54] | 24 [97.23] | 3 [287.31] | 15 [347.08] | 7 [100.62] | 20 [246.46] |
| Miami Dolphins | 29 [309.77] | 31 [79.23] | 16 [230.54] | 22 [358.38] | 8 [103.85] | 28 [254.54] |
| Minnesota Vikings | 3 [390.54] | 10 [123.15] | 7 [267.38] | 29 [381.46] | 27 [129.54] | 25 [251.92] |
| New England Patriots | 18 [346.54] | 9 [123.54] | 18 [223.00] | 3 [309.92] | 19 [114.38] | 3 [195.54] |
| New Orleans Saints | 23 [319.38] | 14 [121.46] | 29 [197.92] | 11 [339.54] | 6 [95.00] | 18 [244.54] |
| New York Giants | 25 [312.15] | 26 [94.23] | 20 [217.92] | 26 [369.69] | 25 [125.00] | 19 [244.69] |
| New York Jets | 22 [321.54] | 30 [84.15] | 15 [237.38] | 31 [392.77] | 29 [138.77] | 27 [254.00] |
| Philadelphia Eagles | 15 [356.23] | *1 [160.00] | 30 [196.23] | 9 [336.46] | T 12 [109.38] | T 11 [227.08] |
| Pittsburgh Steelers | 21 [329.00] | 28 [88.38] | 13 [240.62] | 27 [371.31] | 30 [139.46] | 14 [231.85] |
| San Francisco 49ers | 12 [364.31] | 8 [123.92] | 14 [240.38] | 8 [325.38] | 18 [112.15] | 6 [213.23] |
| Seattle Seahawks | 28 [310.23] | 22 [104.38] | 24 [205.85] | 32 [394.92] | 22 [116.00] | 32 [278.92] |
| Tampa Bay Buccaneers | *1 [410.08] | 25 [95.92] | *1 [314.15] | 14 [343.00] | 3 [91.15] | 24 [251.85] |
| Tennessee Titans | 17 [347.15] | 5 [137.77] | 23 [209.38] | 12 [341.62] | 2 [90.92] | 22 [250.69] |
| Washington Football Team | 20 [336.23] | 12 [122.54] | T 22 [213.69] | 19 [352.69] | 5 [93.62] | 30 [259.08] |

* = NFL leader | T = Tied for position



ALPHABETICAL ROSTER

| NO. | NAME | POS | HT | WT | DOB | EXP | COLLEGE | HOMETOWN | HOW ACQ |
|-----|-----------------------|--------|------|-----|------------|-----|----------------------|-------------------------|---------------|
| 53 | Allen, Dakota | LB | 6-1 | 220 | 11/2/1995 | 3 | Texas Tech | Humble, Texas | PS (LAR)-19 |
| 41 | Allen, Josh | DE/OLB | 6-5 | 255 | 7/13/1997 | 3 | Kentucky | Montclair, N.J. | D1-19 |
| 7 | Austin, Tavon | WR | 5-8 | 180 | 3/15/1990 | 9 | West Virginia | Baltimore, Md. | FA-21 |
| 78 | Bartch, Ben | OL | 6-6 | 315 | 7/22/1998 | 2 | St. John's (Minn.) | Dayton, Ore. | D4-20 |
| 3 | Beathard, C.J. | QB | 6-2 | 215 | 11/16/1993 | 5 | Iowa | Franklin, Tenn. | UFA (S.F.)-21 |
| 90 | Brown, Malcom | DT | 6-2 | 330 | 2/2/1994 | 7 | Texas | Brenham, Texas | T (N.O.) -21 |
| 93 | Bryan, Taven | DL | 6-5 | 295 | 3/11/1996 | 4 | Florida | Casper, Wyo. | D1-18 |
| 32 | Campbell, Tyson | CB | 6-1 | 195 | 3/17/2000 | R | Georgia | Miramar, Fla. | D2-21 |
| 45 | Chaisson, K'Lavon | DE/OLB | 6-3 | 245 | 7/25/1999 | 2 | LSU | Houston, Texas | D1-20 |
| 38 | Cisco, Andre | S | 6-0 | 210 | 3/23/2000 | R | Syracuse | Queens, N.Y. | D3-21 |
| 27 | Claybrooks, Chris | CB | 5-9 | 180 | 7/17/1997 | 2 | Memphis | Nashville, Tenn. | D7-20 |
| 9 | Cooke, Logan | P | 6-5 | 230 | 7/28/1995 | 4 | Mississippi State | Darbus, Miss. | D7b-18 |
| 89 | Farrell, Luke | TE | 6-5 | 250 | 10/14/1997 | R | Ohio State | Perry, Ohio | D5-21 |
| 5 | Ford, Rudy | S | 6-0 | 210 | 11/1/1994 | 5 | Auburn | New Hope, Ala. | UFA (PHI)-21 |
| 96 | Gotsis, Adam | DL | 6-4 | 290 | 9/23/1992 | 6 | Georgia Tech | Melbourne, Australia | FA-21 |
| 26 | Griffin, Shaquill | CB | 6-0 | 200 | 7/20/1995 | 5 | Central Florida | St. Petersburg, Fla. | UFA (SEA)-21 |
| 52 | Hamilton, DaVon | DT | 6-4 | 335 | 2/1/1997 | 2 | Ohio State | Pickerington, Ohio | D3-20 |
| 37 | Herndon, Tre | CB | 5-11 | 190 | 3/5/1996 | 4 | Vanderbilt | Chattanooga, Tenn. | FA-18 |
| 86 | Hollister, Jacob | TE | 6-4 | 245 | 11/18/1993 | 4 | Wyoming | Beaverton, Ore. | FA-21 |
| 24 | Hyde, Carlos | RB | 6-0 | 230 | 9/20/1990 | 8 | Ohio State | Cincinnati, Ohio | UFA (SEA)-21 |
| 44 | Jack, Myles | LB | 6-1 | 255 | 9/3/1995 | 6 | UCLA | Scottsdale, Ariz. | D2-16 |
| 2 | Jenkins, Rayshawn | S | 6-1 | 200 | 1/25/1994 | 5 | Miami | St. Petersburg, Fla. | UFA (LAC)-21 |
| 11 | Jones Jr., Marvin | WR | 6-2 | 199 | 3/12/1990 | 10 | California | Long Beach, Calif. | UFA (DET)-21 |
| 16 | Lawrence, Trevor | QB | 6-6 | 220 | 10/6/1999 | R | Clemson | Cartersville, Ga. | D1-21 |
| 21 | Lawson, Nevin | CB | 5-10 | 190 | 4/23/1991 | 8 | Utah State | Lauderhill, Fla. | FA-21 |
| 65 | Linder, Brandon | OL | 6-6 | 315 | 1/25/1992 | 8 | Miami (Fla.) | Southwest Ranches, Fla. | D3-14 |
| 72 | Little, Walker | OL | 6-7 | 325 | 4/1/1999 | R | Stanford | Houston, Texas | D2-21 |
| 84 | Manhertz, Chris | TE | 6-6 | 260 | 4/10/1992 | 6 | Canisius | Bronx, N.Y. | UFA (CAR)-21 |
| 46 | Maticcik, Ross | LS | 6-0 | 240 | 9/13/1996 | 2 | Baylor | McKinney, Texas | FA-20 |
| 55 | McCray, Lerentee | DE/OLB | 6-3 | 250 | 8/26/1990 | 7 | Florida | Ocala, Fla. | UFA (BUF)-17 |
| 62 | McDermott, KC | OL | 6-5 | 330 | 4/18/1996 | 3 | Miami (Fla.) | Wellington, Fla. | FA-18 |
| 4 | Mickens, Jaydon | WR | 5-11 | 170 | 4/21/1994 | 4 | Washington | Los Angeles, Calif. | FA-17 |
| 68 | Norwell, Andrew | OL | 6-6 | 340 | 10/25/1991 | 8 | Ohio State | Cincinnati, Ohio | UFA (CAR)-18 |
| 80 | O'Shaughnessy, James | TE | 6-4 | 245 | 1/14/1992 | 6 | Illinois State | Naperville, Ill. | W (N.E.)-17 |
| 33 | Ogunbowale, Dare | RB | 5-10 | 215 | 5/4/1994 | 4 | Wisconsin | Milwaukee, Wisc. | FA-20 |
| 50 | Quarterman, Shaquille | LB | 6-0 | 240 | 10/28/1997 | 2 | Miami (Fla.) | Orange Park, Fla. | D4-20 |
| 76 | Richardson Jr., Will | OL | 6-6 | 320 | 1/4/1996 | 4 | North Carolina State | Burlington, N.C. | D4-18 |
| 95 | Robertson-Harris, Roy | DL | 6-5 | 290 | 7/23/1993 | 6 | Texas-El Paso | Oakland, Calif. | UFA (CHI)-21 |
| 74 | Robinson, Cam | OL | 6-6 | 335 | 10/9/1995 | 5 | Alabama | West Monroe, La. | D2-17 |
| 25 | Robinson, James | RB | 5-9 | 220 | 8/9/1998 | 2 | Illinois State | Rockford, Ill. | FA-20 |
| 49 | Russell, Chapelle | LB | 6-2 | 236 | 1/20/1997 | 2 | Temple | Lakewood Township, N.J. | W (T.B.)-20 |
| 69 | Shatley, Tyler | OL | 6-3 | 305 | 5/5/1991 | 8 | Clemson | Icard, N.C. | FA-14 |
| 10 | Shenault Jr., Laviska | WR | 6-1 | 220 | 10/5/1998 | 2 | Colorado | DeSoto, Texas | D2-20 |
| 92 | Smith, Jordan | DE/OLB | 6-7 | 250 | 4/10/1998 | R | Alabama-Birmingham | Lithonia, Ga. | D4-21 |
| 91 | Smoot, Dawuane | DL | 6-3 | 275 | 3/2/1995 | 5 | Illinois | Groveport, Ohio | D3-17 |
| 75 | Taylor, Jawaan | OL | 6-5 | 330 | 11/25/1997 | 3 | Florida | Cocoa, Fla. | D2-19 |
| 20 | Thomas, Daniel | S | 5-10 | 215 | 7/1/1998 | 2 | Auburn | Montgomery, Ala. | D5a-20 |
| 18 | Treadwell, Laquan | WR | 6-2 | 215 | 6/14/1995 | 5 | Mississippi | Chicago, Ill. | PS (JAX)-21 |
| 97 | Tufele, Jay | DT | 6-3 | 310 | 7/25/1999 | R | Southern California | Salt Lake City, Utah | D4-21 |
| 6 | Ward, Jihad | DL | 6-5 | 290 | 5/11/1994 | 6 | Illinois | Philadelphia, Pa. | UFA (BAL)-21 |
| 54 | Wilson, Damien | LB | 6-0 | 260 | 5/28/1993 | 7 | Minnesota | Gloster, Miss. | UFA (K.C.)-21 |
| 42 | Wingard, Andrew | S | 6-0 | 200 | 12/5/1996 | 3 | Wyoming | Arvada, Colo. | FA-19 |
| 15 | Wright, Matthew | K | 6-0 | 179 | 3/22/1996 | 1 | Central Florida | Lancaster, Pa. | PS (JAX)-21 |

Practice Squad (16)

| | | | | | | | | | |
|----|-------------------------|----|------|-----|------------|---|----------------------|-----------------------------|------------|
| 35 | Burns, Lorenzo | CB | 5-10 | 183 | 10/10/1997 | R | Arizona | Murrieta, Calif. | W (ARI)-21 |
| 58 | Costin, Doug | DT | 6-2 | 320 | 10/5/1997 | 2 | Miami (Ohio) | West Chester, Pa. | FA-20 |
| 88 | Cotton Jr., Jeff | WR | 6-2 | 204 | 4/17/1997 | 1 | Idaho | Tucson, Ariz. | FA-21 |
| 31 | Cottrell, Nathan | RB | 5-11 | 195 | 8/2/1996 | 2 | Georgia Tech | Knoxville, Tenn. | FA-20 |
| 64 | Cronk, Coy | OL | 6-4 | 318 | 1/18/1998 | R | Iowa | Lafayette, Ind. | FA-21 |
| 30 | Emmons, BJ | RB | 6-0 | 220 | 7/3/1997 | R | Florida Atlantic | Morganton, N.C. | FA-21 |
| 81 | Hammond, Josh | WR | 6-0 | 195 | 7/24/1998 | 1 | Florida | Hallandale, Fla. | FA-20 |
| 70 | Hocker, Jared | OL | 6-6 | 327 | 7/11/1998 | R | Texas A&M | North Richland Hills, Texas | FA-21 |
| 34 | Jacquet, Michael | DB | 6-1 | 203 | 1/29/1997 | 1 | Louisiana | Beaumont, Texas | FA-21 |
| 83 | Jones, Tim | WR | 6-1 | 200 | 5/15/1998 | R | Southern Mississippi | Biloxi, Miss. | FA-21 |
| 14 | Lauletta, Kyle | QB | 6-3 | 222 | 3/17/1995 | 2 | Richmond | Exton, Pa. | FA-21 |
| 98 | Ledbetter, Jeremiah | DL | 6-3 | 299 | 6/12/1994 | 2 | Arkansas | Gainesville, Ga. | FA-21 |
| 29 | Rusnak, Brandon | DB | 5-11 | 200 | 7/11/1995 | 3 | Michigan | Wilmington, Del. | FA-19 |
| 87 | Sokol, Matt | TE | 6-5 | 249 | 11/9/1995 | 1 | Michigan State | Rochester, Mich. | FA-21 |
| 73 | Traore, Badara | OL | 6-7 | 327 | 3/12/1997 | 2 | LSU | Boston, Mass. | W (CHI)-21 |
| 77 | Wallace-Simms, Tre'Vour | OL | 6-5 | 360 | 9/25/1997 | 2 | Missouri | St. Louis, Ill. | FA-20 |

Injured Reserve (6)

| | | | | | | | | | |
|----|---------------------|----|------|-----|------------|---|-----------------------|-------------------|--------------|
| 39 | Agnew, Jamal | WR | 5-10 | 190 | 4/3/1995 | 5 | San Diego | San Diego, Calif. | UFA (DET)-21 |
| 85 | Arnold, Dan | TE | 6-6 | 240 | 3/15/1995 | 5 | Wisconsin-Platteville | Janesville, Wisc. | T (CAR)-21 |
| 60 | Cann, A.J. | OL | 6-3 | 320 | 3/10/1991 | 7 | South Carolina | Bamberg, S.C. | D3-15 |
| 17 | Chark Jr., DJ | WR | 6-4 | 210 | 9/23/1996 | 4 | LSU | Alexandria, La. | D2-18 |
| 1 | Etienne Jr., Travis | RB | 5-10 | 215 | 1/26/1999 | R | Clemson | Jennings, La. | D1-21 |
| 14 | Godwin, Terry | WR | 5-11 | 180 | 10/23/1996 | 2 | Georgia | Hogansville, Ga. | FA-19 |



NUMERICAL ROSTER

| NO. | NAME | POS | HT | WT | DOB | AGE | EXP | COLLEGE | HOMETOWN | HOW ACQ |
|-----|-----------------------|--------|------|-----|----------|-----|-----|----------------------|-------------------------|---------------|
| 2 | Jenkins, Rayshawn | S | 6-1 | 200 | 1/25/94 | 27 | 5 | Miami | St. Petersburg, Fla. | UFA (LAC)-21 |
| 3 | Beathard, C.J. | QB | 6-2 | 215 | 11/16/93 | 28 | 5 | Iowa | Franklin, Tenn. | UFA (S.F.)-21 |
| 4 | Mickens, Jaydon | WR | 5-11 | 170 | 4/21/94 | 27 | 4 | Washington | Los Angeles, Calif. | FA-17 |
| 5 | Ford, Rudy | S | 6-0 | 210 | 11/1/94 | 27 | 5 | Auburn | New Hope, Ala. | UFA (PHI)-21 |
| 6 | Ward, Jihad | DL | 6-5 | 290 | 5/11/94 | 27 | 6 | Illinois | Philadelphia, Pa. | UFA (BAL)-21 |
| 7 | Austin, Tavon | WR | 5-8 | 180 | 3/15/90 | 31 | 9 | West Virginia | Baltimore, Md. | FA-21 |
| 9 | Cooke, Logan | P | 6-5 | 230 | 7/28/95 | 26 | 4 | Mississippi State | Darbut, Miss. | D7b-18 |
| 10 | Shenault Jr., Laviska | WR | 6-1 | 220 | 10/5/98 | 23 | 2 | Colorado | DeSoto, Texas | D2-20 |
| 11 | Jones Jr., Marvin | WR | 6-2 | 199 | 3/12/90 | 31 | 10 | California | Long Beach, Calif. | UFA (DET)-21 |
| 15 | Wright, Matthew | K | 6-0 | 179 | 3/22/96 | 25 | 1 | Central Florida | Lancaster, Pa. | PS (JAX)-21 |
| 16 | Lawrence, Trevor | QB | 6-6 | 220 | 10/6/99 | 22 | R | Clemson | Cartersville, Ga. | D1-21 |
| 18 | Treadwell, Laquon | WR | 6-2 | 215 | 6/14/95 | 26 | 5 | Mississippi | Chicago, Ill. | PS (JAX)-21 |
| 20 | Thomas, Daniel | S | 5-10 | 215 | 7/1/98 | 23 | 2 | Auburn | Montgomery, Ala. | D5a-20 |
| 21 | Lawson, Nevin | CB | 5-10 | 190 | 4/23/91 | 30 | 8 | Utah State | Lauderhill, Fla. | FA-21 |
| 24 | Hyde, Carlos | RB | 6-0 | 230 | 9/20/90 | 31 | 8 | Ohio State | Cincinnati, Ohio | UFA (SEA)-21 |
| 25 | Robinson, James | RB | 5-9 | 220 | 8/9/98 | 23 | 2 | Illinois State | Rockford, Ill. | FA-20 |
| 26 | Griffin, Shaquill | CB | 6-0 | 200 | 7/20/95 | 26 | 5 | Central Florida | St. Petersburg, Fla. | UFA (SEA)-21 |
| 27 | Claybrooks, Chris | CB | 5-9 | 180 | 7/17/97 | 24 | 2 | Memphis | Nashville, Tenn. | D7-20 |
| 32 | Campbell, Tyson | CB | 6-1 | 195 | 3/17/00 | 21 | R | Georgia | Miramar, Fla. | D2-21 |
| 33 | Ogunbowale, Dare | RB | 5-10 | 215 | 5/4/94 | 27 | 4 | Wisconsin | Milwaukee, Wisc. | FA-20 |
| 37 | Herndon, Tre | CB | 5-11 | 190 | 3/5/96 | 25 | 4 | Vanderbilt | Chattanooga, Tenn. | FA-18 |
| 38 | Cisco, Andre | S | 6-0 | 210 | 3/23/00 | 21 | R | Syracuse | Queens, N.Y. | D3-21 |
| 41 | Allen, Josh | DE/OLB | 6-5 | 255 | 7/13/97 | 24 | 3 | Kentucky | Montclair, N.J. | D1-19 |
| 42 | Wingard, Andrew | S | 6-0 | 200 | 12/5/96 | 25 | 3 | Wyoming | Arvada, Colo. | FA-19 |
| 44 | Jack, Myles | LB | 6-1 | 255 | 9/3/95 | 26 | 6 | UCLA | Scottsdale, Ariz. | D2-16 |
| 45 | Chaisson, K'Lavon | DE/OLB | 6-3 | 245 | 7/25/99 | 22 | 2 | LSU | Houston, Texas | D1-20 |
| 46 | Maticcik, Ross | LS | 6-0 | 240 | 9/13/96 | 25 | 2 | Baylor | McKinney, Texas | FA-20 |
| 49 | Russell, Chapelle | LB | 6-2 | 236 | 1/20/97 | 24 | 2 | Temple | Lakewood Township, N.J. | W (T.B.)-20 |
| 50 | Quarterman, Shaquille | LB | 6-0 | 240 | 10/28/97 | 24 | 2 | Miami (Fla.) | Orange Park, Fla. | D4-20 |
| 52 | Hamilton, DaVon | DT | 6-4 | 335 | 2/1/97 | 24 | 2 | Ohio State | Pickerington, Ohio | D3-20 |
| 53 | Allen, Dakota | LB | 6-1 | 220 | 11/2/95 | 26 | 3 | Texas Tech | Humble, Texas | PS (LAR)-19 |
| 54 | Wilson, Damien | LB | 6-0 | 260 | 5/28/93 | 28 | 7 | Minnesota | Gloster, Miss. | UFA (K.C.)-21 |
| 55 | McCray, Lerentee | DE/OLB | 6-3 | 250 | 8/26/90 | 31 | 7 | Florida | Ocala, Fla. | UFA (BUF)-17 |
| 62 | McDermott, KC | OL | 6-5 | 330 | 4/18/96 | 25 | 3 | Miami (Fla.) | Wellington, Fla. | FA-18 |
| 65 | Linder, Brandon | OL | 6-6 | 315 | 1/25/92 | 29 | 8 | Miami (Fla.) | Southwest Ranches, Fla. | D3-14 |
| 68 | Norwell, Andrew | OL | 6-6 | 340 | 10/25/91 | 30 | 8 | Ohio State | Cincinnati, Ohio | UFA (CAR)-18 |
| 69 | Shatley, Tyler | OL | 6-3 | 305 | 5/5/91 | 30 | 8 | Clemson | Icard, N.C. | FA-14 |
| 72 | Little, Walker | OL | 6-7 | 325 | 4/1/99 | 22 | R | Stanford | Houston, Texas | D2-21 |
| 74 | Robinson, Cam | OL | 6-6 | 335 | 10/9/95 | 26 | 5 | Alabama | West Monroe, La. | D2-17 |
| 75 | Taylor, Jawaan | OL | 6-5 | 330 | 11/25/97 | 24 | 3 | Florida | Cocoa, Fla. | D2-19 |
| 76 | Richardson Jr., Will | OL | 6-6 | 320 | 1/4/96 | 25 | 4 | North Carolina State | Burlington, N.C. | D4-18 |
| 78 | Bartch, Ben | OL | 6-6 | 315 | 7/22/98 | 23 | 2 | St. John's (Minn.) | Dayton, Ore. | D4-20 |
| 80 | O'Shaughnessy, James | TE | 6-4 | 245 | 1/14/92 | 29 | 6 | Illinois State | Naperville, Ill. | W (N.E.)-17 |
| 84 | Manhertz, Chris | TE | 6-6 | 260 | 4/10/92 | 29 | 6 | Canisius | Bronx, N.Y. | UFA (CAR)-21 |
| 86 | Hollister, Jacob | TE | 6-4 | 245 | 11/18/93 | 28 | 4 | Wyoming | Beaverton, Ore. | FA-21 |
| 89 | Farrell, Luke | TE | 6-5 | 250 | 10/14/97 | 24 | R | Ohio State | Perry, Ohio | D5-21 |
| 90 | Brown, Malcom | DT | 6-2 | 330 | 2/2/94 | 27 | 7 | Texas | Brenham, Texas | T (N.O.)-21 |
| 91 | Smoot, Dawuane | DL | 6-3 | 275 | 3/2/95 | 26 | 5 | Illinois | Groveport, Ohio | D3-17 |
| 92 | Smith, Jordan | DE/OLB | 6-7 | 250 | 4/10/98 | 23 | R | Alabama-Birmingham | Lithonia, Ga. | D4-21 |
| 93 | Bryan, Taven | DL | 6-5 | 295 | 3/11/96 | 25 | 4 | Florida | Casper, Wyo. | D1-18 |
| 95 | Robertson-Harris, Roy | DL | 6-5 | 290 | 7/23/93 | 28 | 6 | Texas-El Paso | Oakland, Calif. | UFA (CHI)-21 |
| 96 | Gotsis, Adam | DL | 6-4 | 290 | 9/23/92 | 29 | 6 | Georgia Tech | Melbourne, Australia | FA-21 |
| 97 | Tufele, Jay | DT | 6-3 | 310 | 7/25/99 | 22 | R | Southern California | Salt Lake City, Utah | D4-21 |

Practice Squad (16)

| | | | | | | | | | | |
|----|-------------------------|----|------|-----|----------|----|---|----------------------|-----------------------------|------------|
| 14 | Lauletta, Kyle | QB | 6-3 | 222 | 3/17/95 | 26 | 2 | Richmond | Exton, Pa. | FA-21 |
| 29 | Rusnak, Brandon | DB | 5-11 | 200 | 7/11/95 | 26 | 3 | Michigan | Wilmington, Del. | FA-19 |
| 30 | Emmons, BJ | RB | 6-0 | 220 | 7/3/97 | 24 | R | Florida Atlantic | Morganton, N.C. | FA-21 |
| 31 | Cottrell, Nathan | RB | 5-11 | 195 | 8/2/96 | 25 | 2 | Georgia Tech | Knoxville, Tenn. | FA-20 |
| 34 | Jacquet, Michael | DB | 6-1 | 203 | 1/29/97 | 24 | 1 | Louisiana | Beaumont, Texas | FA-21 |
| 35 | Burns, Lorenzo | CB | 5-10 | 183 | 10/10/97 | 24 | R | Arizona | Murrieta, Calif. | W (ARI)-21 |
| 58 | Costin, Doug | DT | 6-2 | 320 | 10/5/97 | 24 | 2 | Miami (Ohio) | West Chester, Pa. | FA-20 |
| 64 | Cronk, Coy | OL | 6-4 | 318 | 1/18/98 | 23 | R | Iowa | Lafayette, Ind. | FA-21 |
| 70 | Hocker, Jared | OL | 6-6 | 327 | 7/11/98 | 23 | R | Texas A&M | North Richland Hills, Texas | FA-21 |
| 73 | Traore, Badara | OL | 6-7 | 327 | 3/12/97 | 24 | 2 | LSU | Boston, Mass. | W (CHI)-21 |
| 77 | Wallace-Simms, Tre'Vour | OL | 6-5 | 360 | 9/25/97 | 24 | 2 | Missouri | St. Louis, Ill. | FA-20 |
| 81 | Hammond, Josh | WR | 6-0 | 195 | 7/24/98 | 23 | 1 | Florida | Hallandale, Fla. | FA-20 |
| 83 | Jones, Tim | WR | 6-1 | 200 | 5/15/98 | 23 | R | Southern Mississippi | Biloxi, Miss. | FA-21 |
| 87 | Sokol, Matt | TE | 6-5 | 249 | 11/9/95 | 26 | 1 | Michigan State | Rochester, Mich. | FA-21 |
| 88 | Cotton Jr., Jeff | WR | 6-2 | 204 | 4/17/97 | 24 | 1 | Idaho | Tucson, Ariz. | FA-21 |
| 98 | Ledbetter, Jeremiah | DL | 6-3 | 299 | 6/12/94 | 27 | 2 | Arkansas | Gainesville, Ga. | FA-21 |

Injured Reserve (6)

| | | | | | | | | | | |
|----|---------------------|----|------|-----|----------|----|---|-----------------------|-------------------|--------------|
| 1 | Etienne Jr., Travis | RB | 5-10 | 215 | 1/26/99 | 22 | R | Clemson | Jennings, La. | D1-21 |
| 14 | Godwin, Terry | WR | 5-11 | 180 | 10/23/96 | 25 | 2 | Georgia | Hogansville, Ga. | FA-19 |
| 17 | Chark Jr., DJ | WR | 6-4 | 210 | 9/23/96 | 25 | 4 | LSU | Alexandria, La. | D2-18 |
| 39 | Agnew, Jamal | WR | 5-10 | 190 | 4/3/95 | 26 | 5 | San Diego | San Diego, Calif. | UFA (DET)-21 |
| 60 | Cann, A.J. | OL | 6-3 | 320 | 3/10/91 | 30 | 7 | South Carolina | Bamberg, S.C. | D3-15 |
| 85 | Arnold, Dan | TE | 6-6 | 240 | 3/15/95 | 26 | 5 | Wisconsin-Platteville | Janesville, Wisc. | T (CAR)-21 |



DEPTH CHART

(As of December 14, 2021)

OFFENSE

| | | | |
|-----------|---------------------------|-------------------------|--|
| WR | 10 Laviska Shenault Jr. | 18 Laquon Treadwell | |
| LT | 74 Cam Robinson | <u>72 Walker Little</u> | |
| LG | 68 Andrew Norwell | 76 Will Richardson Jr. | |
| C | 65 Brandon Linder | 69 Tyler Shatley | 62 KC McDermott |
| RG | 78 Ben Bartch | 76 Will Richardson Jr. | |
| RT | 75 Jawaan Taylor | <u>72 Walker Little</u> | |
| TE | 84 Chris Manhertz | 80 James O'Shaughnessy | <u>89 Luke Farrell</u> 86 Jacob Hollister |
| QB | <u>16 Trevor Lawrence</u> | 3 C.J. Beathard | |
| RB | 25 James Robinson | 24 Carlos Hyde | 33 Dare Ogunbowale |
| WR | 7 Tavon Austin | 4 Jaydon Mickens | |
| WR | 11 Marvin Jones Jr. | | |

DEFENSE

| | | | |
|-------------|--------------------------|-------------------------|------------------------|
| DT | 90 Malcom Brown | 91 Dawuane Smoot | |
| NT | 52 DaVon Hamilton | <u>97 Jay Tufele</u> | |
| DE | 95 Roy Robertson-Harris | 96 Adam Gotsis | 93 Taven Bryan |
| OLB | 41 Josh Allen | 6 Jihad Ward | |
| MIKE | 54 Damien Wilson | 50 Shaquille Quarterman | |
| WILL | 44 Myles Jack | 53 Dakota Allen | 49 Chappelle Russell |
| OLB | 45 K'Lavon Chaisson | 55 Lereatee McCray | <u>92 Jordan Smith</u> |
| CB | 26 Shaquill Griffin | 37 Tre Herndon | 27 Chris Claybrooks |
| CB | <u>32 Tyson Campbell</u> | 21 Nevin Lawson | |
| FS | 2 Rayshawn Jenkins | 20 Daniel Thomas | |
| SS | 42 Andrew Wingard | <u>38 Andre Cisco</u> | 5 Rudy Ford |

SPECIALISTS

| | | |
|-----------|-------------------|---------------------|
| K | 15 Matthew Wright | 9 Logan Cooke |
| H | 9 Logan Cooke | |
| LS | 46 Ross Maticcik | |
| P | 9 Logan Cooke | |
| PR | 4 Jaydon Mickens | 7 Tavon Austin |
| KR | 4 Jaydon Mickens | 27 Chris Claybrooks |

PRONUNCIATION GUIDE

| | | | |
|------------------------|----------------------|---------------------------|---------------------------|
| Tavon Austin | TAY-von | Jaydon Mickens | jay-DON |
| C.J. Beathard | BETH-urd | James O'Shaughnessy | oh-SEAN-uh-see |
| K'Lavon Chaisson | KAY-luh-von CHASE-on | Dare Ogunbowale | DAR-ay OH-gun-buh-WALL-ay |
| Luke Farrell | FAIR-ull | Laviska Shenault Jr. | luh-VISK-uh shuh-nault |
| Adam Gotsis | GOT-sis | Dawuane Smoot | duh-WAHN |
| DaVon Hamilton | DUH-von | Jay Tufele | too-FELL-lay |
| Tre Herndon | Tray | Jihad Ward | Juh-hodd |
| Ross Maticcik | MATTA-sick | Andrew Wingard | WING-urd |
| Lereatee McCray | luh-ren-TAY | | |



POSITIONAL ROSTER

| NO. | NAME | POS. | HT. | WT. | AGE | EXP. | COLLEGE | HOMETOWN | HOW ACQ. |
|-----------------------------|-----------------------|--------|------|-----|-----|------|----------------------|-------------------------|---------------|
| QUARTERBACKS (2) | | | | | | | | | |
| 3 | Beathard, C.J. | QB | 6-2 | 215 | 28 | 5 | Iowa | Franklin, Tenn. | UFA (S.F.)-21 |
| 16 | Lawrence, Trevor | QB | 6-6 | 220 | 22 | R | Clemson | Cartersville, Ga. | D1-21 |
| RUNNING BACKS (3) | | | | | | | | | |
| 24 | Hyde, Carlos | RB | 6-0 | 230 | 31 | 8 | Ohio State | Cincinnati, Ohio | UFA (SEA)-21 |
| 25 | Robinson, James | RB | 5-9 | 220 | 23 | 2 | Illinois State | Rockford, Ill. | FA-20 |
| 33 | Ogunbowale, Dare | RB | 5-10 | 215 | 27 | 4 | Wisconsin | Milwaukee, Wisc. | FA-20 |
| WIDE RECEIVERS (5) | | | | | | | | | |
| 4 | Mickens, Jaydon | WR | 5-11 | 170 | 27 | 4 | Washington | Los Angeles, Calif. | FA-17 |
| 7 | Austin, Tavon | WR | 5-8 | 180 | 31 | 9 | West Virginia | Baltimore, Md. | FA-21 |
| 10 | Shenault Jr., Laviska | WR | 6-1 | 220 | 23 | 2 | Colorado | DeSoto, Texas | D2-20 |
| 11 | Jones Jr., Marvin | WR | 6-2 | 199 | 31 | 10 | California | Long Beach, Calif. | UFA (DET)-21 |
| 18 | Treadwell, Laquon | WR | 6-2 | 215 | 26 | 5 | Mississippi | Chicago, Ill. | PS (JAX)-21 |
| TIGHT ENDS (4) | | | | | | | | | |
| 80 | O'Shaughnessy, James | TE | 6-4 | 245 | 29 | 6 | Illinois State | Naperville, Ill. | W (N.E.)-17 |
| 84 | Manhertz, Chris | TE | 6-6 | 260 | 29 | 6 | Canisius | Bronx, N.Y. | UFA (CAR)-21 |
| 86 | Hollister, Jacob | TE | 6-4 | 245 | 28 | 4 | Wyoming | Beaverton, Ore. | FA-21 |
| 89 | Farrell, Luke | TE | 6-5 | 250 | 24 | R | Ohio State | Perry, Ohio | D5-21 |
| OFFENSIVE LINE (9) | | | | | | | | | |
| 62 | McDermott, KC | OL | 6-5 | 330 | 25 | 3 | Miami (Fla.) | Wellington, Fla. | FA-18 |
| 65 | Linder, Brandon | OL | 6-6 | 315 | 29 | 8 | Miami (Fla.) | Southwest Ranches, Fla. | D3-14 |
| 68 | Norwell, Andrew | OL | 6-6 | 340 | 30 | 8 | Ohio State | Cincinnati, Ohio | UFA (CAR)-18 |
| 69 | Shatley, Tyler | OL | 6-3 | 305 | 30 | 8 | Clemson | Icard, N.C. | FA-14 |
| 72 | Little, Walker | OL | 6-7 | 325 | 22 | R | Stanford | Houston, Texas | D2-21 |
| 74 | Robinson, Cam | OL | 6-6 | 335 | 26 | 5 | Alabama | West Monroe, La. | D2-17 |
| 75 | Taylor, Jawaan | OL | 6-5 | 330 | 24 | 3 | Florida | Cocoa, Fla. | D2-19 |
| 76 | Richardson Jr., Will | OL | 6-6 | 320 | 25 | 4 | North Carolina State | Burlington, N.C. | D4-18 |
| 78 | Bartch, Ben | OL | 6-6 | 315 | 23 | 2 | St. John's (Minn.) | Dayton, Ore. | D4-20 |
| LINEBACKERS (5) | | | | | | | | | |
| 44 | Jack, Myles | LB | 6-1 | 255 | 26 | 6 | UCLA | Scottsdale, Ariz. | D2-16 |
| 49 | Russell, Chapelle | LB | 6-2 | 236 | 24 | 2 | Temple | Lakewood Township, N.J. | W (T.B.)-20 |
| 50 | Quarterman, Shaquille | LB | 6-0 | 240 | 24 | 2 | Miami (Fla.) | Orange Park, Fla. | D4-20 |
| 53 | Allen, Dakota | LB | 6-1 | 220 | 26 | 3 | Texas Tech | Humble, Texas | PS (LAR)-19 |
| 54 | Wilson, Damien | LB | 6-0 | 260 | 28 | 7 | Minnesota | Gloster, Miss. | UFA (K.C.)-21 |
| DEFENSIVE BACKS (10) | | | | | | | | | |
| 2 | Jenkins, Rayshaw | S | 6-1 | 200 | 27 | 5 | Miami | St. Petersburg, Fla. | UFA (LAC)-21 |
| 5 | Ford, Rudy | S | 6-0 | 210 | 27 | 5 | Auburn | New Hope, Ala. | UFA (PHI)-21 |
| 20 | Thomas, Daniel | S | 5-10 | 215 | 23 | 2 | Auburn | Montgomery, Ala. | D5a-20 |
| 21 | Lawson, Nevin | CB | 5-10 | 190 | 30 | 8 | Utah State | Lauderhill, Fla. | FA-21 |
| 26 | Griffin, Shaquill | CB | 6-0 | 200 | 26 | 5 | Central Florida | St. Petersburg, Fla. | UFA (SEA)-21 |
| 27 | Claybrooks, Chris | CB | 5-9 | 180 | 24 | 2 | Memphis | Nashville, Tenn. | D7-20 |
| 32 | Campbell, Tyson | CB | 6-1 | 195 | 21 | R | Georgia | Miramar, Fla. | D2-21 |
| 37 | Herndon, Tre | CB | 5-11 | 190 | 25 | 4 | Vanderbilt | Chattanooga, Tenn. | FA-18 |
| 38 | Cisco, Andre | S | 6-0 | 210 | 21 | R | Syracuse | Queens, N.Y. | D3-21 |
| 42 | Wingard, Andrew | S | 6-0 | 200 | 25 | 3 | Wyoming | Arvada, Colo. | FA-19 |
| DEFENSIVE LINE (12) | | | | | | | | | |
| 6 | Ward, Jihad | DL | 6-5 | 290 | 27 | 6 | Illinois | Philadelphia, Pa. | UFA (BAL)-21 |
| 41 | Allen, Josh | DE/OLB | 6-5 | 255 | 24 | 3 | Kentucky | Montclair, N.J. | D1-19 |
| 45 | Chaisson, K'Lavon | DE/OLB | 6-3 | 245 | 22 | 2 | LSU | Houston, Texas | D1-20 |
| 52 | Hamilton, DaVon | DT | 6-4 | 335 | 24 | 2 | Ohio State | Pickerington, Ohio | D3-20 |
| 55 | McCray, Lerentee | DE/OLB | 6-3 | 250 | 31 | 7 | Florida | Ocala, Fla. | UFA (BUF)-17 |
| 90 | Brown, Malcom | DT | 6-2 | 330 | 27 | 7 | Texas | Brenham, Texas | T (N.O.)-21 |
| 91 | Smoot, Dawuane | DL | 6-3 | 275 | 26 | 5 | Illinois | Groveport, Ohio | D3-17 |
| 92 | Smith, Jordan | DE/OLB | 6-7 | 250 | 23 | R | Alabama-Birmingham | Lithonia, Ga. | D4-21 |
| 93 | Bryan, Taven | DL | 6-5 | 295 | 25 | 4 | Florida | Casper, Wyo. | D1-18 |
| 95 | Robertson-Harris, Roy | DL | 6-5 | 290 | 28 | 6 | Texas-El Paso | Oakland, Calif. | UFA (CHI)-21 |
| 96 | Gotsis, Adam | DL | 6-4 | 290 | 29 | 6 | Georgia Tech | Melbourne, Australia | FA-21 |
| 97 | Tufele, Jay | DT | 6-3 | 310 | 22 | R | Southern California | Salt Lake City, Utah | D4-21 |
| SPECIALISTS (3) | | | | | | | | | |
| 9 | Cooke, Logan | P | 6-5 | 230 | 26 | 4 | Mississippi State | Darbus, Miss. | D7b-18 |
| 15 | Wright, Matthew | K | 6-0 | 179 | 25 | 1 | Central Florida | Lancaster, Pa. | PS (JAX)-21 |
| 46 | Maticsk, Ross | LS | 6-0 | 240 | 25 | 2 | Baylor | McKinney, Texas | FA-20 |



HOW BUILT

| YEAR | DRAFTEES (23) | FREE AGENTS (18) | COLLEGE FREE AGENTS (5) | TRADES/WAIVERS (3) | PRACTICE SQUAD (4) |
|------|---|--|---|--------------------------------------|--|
| 2014 | OL Brandon Linder (3) | OL Tyler Shatley (FA-'14) | | | |
| 2016 | LB Myles Jack (2) | | | | |
| 2017 | OL Cam Robinson (2) DL Dawuane Smoot (3) | DE/OLB Lereatee McCray (UFA BUF -'17) | | TE James O'Shaughnessy (W N.E. -'17) | |
| 2018 | DL Taven Bryan (1) OL Will Richardson Jr. (4) P Logan Cooke (7) | OL Andrew Norwell (UFA CAR -'18) | CB Tre Herndon (FA-'18) OL KC McDermott (FA-'18) | | |
| 2019 | DE/OLB Josh Allen (1) OL Jawaan Taylor (2) | | S Andrew Wingard (FA-'19) | | LB Dakota Allen (PS LAR -'19) |
| 2020 | DE/OLB K'Lavon Chaisson (1) WR Laviska Shenault Jr. (2) DT DaVon Hamilton (3) OL Ben Bartch (4) LB Shaquille Quarterman (4) S Daniel Thomas (5) CB Chris Claybrooks (7) | RB Dare Ogunbowale (FA-'20) | LS Ross Maticcik (FA-'20) RB James Robinson (FA-'20) | LB Chapelle Russell (W T.B. -'20) | |
| 2021 | QB Trevor Lawrence (1) CB Tyson Campbell (2) OL Walker Little (2) S Andre Cisco (3) DE/OLB Jordan Smith (4) DT Jay Tufele (4) TE Luke Farrell (5) | WR Tavon Austin (FA-'21) QB C.J. Beathard (UFA S.F. -'21) S Rudy Ford (UFA PHI -'21) DL Adam Gotsis (FA-'21) CB Shaquill Griffin (UFA SEA -'21) TE Jacob Hollister (FA-'21) RB Carlos Hyde (UFA SEA -'21) S Rayshawn Jenkins (UFA LAC -'21) WR Marvin Jones Jr. (UFA DET -'21) CB Nevin Lawson (FA-'21) TE Chris Manhertz (UFA CAR -'21) DL Roy Robertson-Harris (UFA CHI -'21) DL Jihad Ward (UFA BAL -'21) LB Damien Wilson (UFA K.C. -'21) | | DT Malcom Brown (T N.O. -'21) | WR Jaydon Mickens (FA-17) WR Laquon Treadwell (PS JAX -'21) K Matthew Wright (PS JAX -'21) |



GAME-BY-GAME STARTERS

| 2021 REGULAR SEASON | | | | | | | | | | | | |
|---------------------|-----------------|---------------------------------------|------------------|----------------------|----------------|----------------|------------|---------------------------------------|---|------------------------|----------------|----------------------|
| OFFENSE | | | | | | | | | | | | |
| DATE | OPPONENT | WR | WR | LT | LG | C | RG | RT | TE | QB | RB | WR |
| 9/12 | at Houston | DJ Chark Jr. | -- | Cam Robinson | Andrew Norwell | Brandon Linder | A.J. Cann | Jawaan Taylor | Chris Manhertz/ James O'Shaughnessy | <u>Trevor Lawrence</u> | James Robinson | Marvin Jones Jr. |
| 9/19 | Denver | DJ Chark Jr. | -- | Cam Robinson | Andrew Norwell | Brandon Linder | A.J. Cann | Jawaan Taylor | Chris Manhertz/ James O'Shaughnessy | <u>Trevor Lawrence</u> | James Robinson | Marvin Jones Jr. |
| 9/26 | Arizona | DJ Chark Jr. | -- | Cam Robinson | Andrew Norwell | Brandon Linder | A.J. Cann | Jawaan Taylor | Chris Manhertz/ Jacob Hollister | <u>Trevor Lawrence</u> | James Robinson | Marvin Jones Jr. |
| 9/30 | at Cincinnati | DJ Chark Jr. | -- | Cam Robinson | Andrew Norwell | Brandon Linder | A.J. Cann | Jawaan Taylor | <u>Luke Farrell/ Chris Manhertz</u> | <u>Trevor Lawrence</u> | James Robinson | Laviska Shenault Jr. |
| 10/10 | Tennessee | Marvin Jones Jr. | -- | Cam Robinson | Andrew Norwell | Brandon Linder | Ben Bartch | Jawaan Taylor | Chris Manhertz/ Jacob Hollister | <u>Trevor Lawrence</u> | James Robinson | Laviska Shenault Jr. |
| 10/17 | Miami | Marvin Jones Jr. | Jamal Agnew | Cam Robinson | Andrew Norwell | Tyler Shatley | Ben Bartch | Jawaan Taylor | Chris Manhertz | <u>Trevor Lawrence</u> | James Robinson | Laviska Shenault Jr. |
| 10/31 | at Seattle | Marvin Jones Jr. | Jamal Agnew | Cam Robinson | Andrew Norwell | Tyler Shatley | Ben Bartch | Jawaan Taylor | Dan Arnold | <u>Trevor Lawrence</u> | James Robinson | Laviska Shenault Jr. |
| 11/7 | Buffalo | Marvin Jones Jr. | Laquon Treadwell | <u>Walker Little</u> | Andrew Norwell | Tyler Shatley | Ben Bartch | Jawaan Taylor | Dan Arnold | <u>Trevor Lawrence</u> | Carlos Hyde | Laviska Shenault Jr. |
| 11/14 | at Indianapolis | Marvin Jones Jr. | -- | Cam Robinson | Andrew Norwell | Tyler Shatley | Ben Bartch | Jawaan Taylor | Chris Manhertz/ <u>Luke Farrell</u> | <u>Trevor Lawrence</u> | Carlos Hyde | Laviska Shenault Jr. |
| 11/21 | San Francisco | Marvin Jones Jr. | Laquon Treadwell | Cam Robinson | Andrew Norwell | Tyler Shatley | Ben Bartch | Jawaan Taylor | Dan Arnold | <u>Trevor Lawrence</u> | James Robinson | Laviska Shenault Jr. |
| 11/28 | Atlanta | Marvin Jones Jr./ Laquon Treadwell | -- | Cam Robinson | Andrew Norwell | Brandon Linder | Ben Bartch | Jawaan Taylor | Chris Manhertz/ James O'Shaughnessy/ Dan Arnold | <u>Trevor Lawrence</u> | James Robinson | Laviska Shenault Jr. |
| 12/5 | at L.A. Rams | Marvin Jones Jr. | Laquon Treadwell | Cam Robinson | Andrew Norwell | Brandon Linder | Ben Bartch | Jawaan Taylor/ Will Richardson Jr. | Chris Manhertz | <u>Trevor Lawrence</u> | James Robinson | -- |
| 12/12 | at Tennessee | Marvin Jones Jr./ Laquon Treadwell | Tavon Austin | Cam Robinson | Andrew Norwell | Tyler Shatley | Ben Bartch | Jawaan Taylor | James O'Shaughnessy | <u>Trevor Lawrence</u> | James Robinson | Laviska Shenault Jr. |
| 12/19 | Houston | -- | -- | -- | -- | -- | -- | -- | -- | -- | -- | -- |
| 12/26 | at N.Y. Jets | -- | -- | -- | -- | -- | -- | -- | -- | -- | -- | -- |
| 1/2 | at New England | -- | -- | -- | -- | -- | -- | -- | -- | -- | -- | -- |
| 1/9 | Indianapolis | -- | -- | -- | -- | -- | -- | -- | -- | -- | -- | -- |

| 2021 REGULAR SEASON | | | | | | | | | | | | | |
|---------------------|-----------------|--------------|----------------|----------------------|------------|---------------|--------------|------------------|------------------|-----------------------|----------------|------------------|-----------------------|
| DEFENSE | | | | | | | | | | | | | |
| DATE | OPPONENT | DT | NT | DE | OLB | MIKE | WILL | OLB | CB | CB | FS | SS | NICKEL |
| 9/12 | at Houston | Malcom Brown | DaVon Hamilton | Roy Robertson-Harris | Josh Allen | Damien Wilson | Myles Jack | K'Lavon Chaisson | Shaquill Griffin | CJ Henderson | Andrew Wingard | Rayshawn Jenkins | -- |
| 9/19 | Denver | Malcom Brown | -- | Roy Robertson-Harris | Josh Allen | Damien Wilson | Myles Jack | Dawuane Smoot | Shaquill Griffin | CJ Henderson | Andrew Wingard | Rayshawn Jenkins | <u>Tyson Campbell</u> |
| 9/26 | Arizona | Malcom Brown | DaVon Hamilton | Adam Gotsis | Josh Allen | Damien Wilson | Myles Jack | K'Lavon Chaisson | Shaquill Griffin | <u>Tyson Campbell</u> | Andrew Wingard | Rayshawn Jenkins | -- |
| 9/30 | at Cincinnati | Malcom Brown | -- | Adam Gotsis | Josh Allen | Damien Wilson | Myles Jack | Dawuane Smoot | Shaquill Griffin | <u>Tyson Campbell</u> | Andrew Wingard | Rayshawn Jenkins | Tre Herndon |
| 10/10 | Tennessee | Malcom Brown | DaVon Hamilton | Adam Gotsis | Josh Allen | Damien Wilson | Myles Jack | K'Lavon Chaisson | Shaquill Griffin | Chris Claybrooks | Andrew Wingard | Rayshawn Jenkins | -- |
| 10/17 | Miami | Malcom Brown | -- | Roy Robertson-Harris | Josh Allen | Damien Wilson | Dakota Allen | Dawuane Smoot | Shaquill Griffin | Nevin Lawson | Andrew Wingard | Rayshawn Jenkins | Tre Herndon |
| 10/31 | at Seattle | Malcom Brown | DaVon Hamilton | Roy Robertson-Harris | Josh Allen | Damien Wilson | Myles Jack | K'Lavon Chaisson | Shaquill Griffin | <u>Tyson Campbell</u> | Andrew Wingard | Rayshawn Jenkins | -- |
| 11/7 | Buffalo | Malcom Brown | -- | Roy Robertson-Harris | Josh Allen | Damien Wilson | Myles Jack | Dawuane Smoot | Shaquill Griffin | <u>Tyson Campbell</u> | Andrew Wingard | Rayshawn Jenkins | Rudy Ford |
| 11/14 | at Indianapolis | Malcom Brown | -- | Roy Robertson-Harris | Josh Allen | Damien Wilson | Myles Jack | Dawuane Smoot | Shaquill Griffin | <u>Tyson Campbell</u> | Andrew Wingard | Rayshawn Jenkins | Rudy Ford |
| 11/21 | San Francisco | Malcom Brown | DaVon Hamilton | Roy Robertson-Harris | Josh Allen | Damien Wilson | Myles Jack | K'Lavon Chaisson | Shaquill Griffin | <u>Tyson Campbell</u> | Andrew Wingard | Rayshawn Jenkins | -- |
| 11/28 | Atlanta | Malcom Brown | DaVon Hamilton | Roy Robertson-Harris | Josh Allen | Damien Wilson | Myles Jack | K'Lavon Chaisson | Nevin Lawson | <u>Tyson Campbell</u> | Andrew Wingard | Rayshawn Jenkins | -- |
| 12/5 | at L.A. Rams | Malcom Brown | -- | Roy Robertson-Harris | Josh Allen | Damien Wilson | Myles Jack | Dawuane Smoot | Nevin Lawson | <u>Tyson Campbell</u> | Andrew Wingard | Rayshawn Jenkins | Rudy Ford |
| 12/12 | at Tennessee | Malcom Brown | -- | Roy Robertson-Harris | Josh Allen | Damien Wilson | Myles Jack | Dawuane Smoot | Shaquill Griffin | <u>Tyson Campbell</u> | Andrew Wingard | Rayshawn Jenkins | Rudy Ford |
| 12/19 | Houston | -- | -- | -- | -- | -- | -- | -- | -- | -- | -- | -- | -- |
| 12/26 | at N.Y. Jets | -- | -- | -- | -- | -- | -- | -- | -- | -- | -- | -- | -- |
| 1/2 | at New England | -- | -- | -- | -- | -- | -- | -- | -- | -- | -- | -- | -- |
| 1/9 | Indianapolis | -- | -- | -- | -- | -- | -- | -- | -- | -- | -- | -- | -- |

Rookies underlined.



WEEK-BY-WEEK LEADERS

| DATE | OPPONENT | SCORING | | RUSHING YARDS | | RECEPTIONS | | RECEIVING YARDS | | TACKLES | | SOLO TACKLES | | SACKS | | INTERCEPTIONS | | FORCED FUMBLES | | RECOVERED FUMBLES | | PASSING YARDS | | CARRIES | |
|--|-------------|---|-----|------------------------|-----|------------------------------|-----|-----------------|-----|------------------------|-----|--|-----|---|-----|---|----------|------------------------------------|-----|-------------------|-------------|---------------|-------------|-------------|-----|
| | | PLAYER | NO. | PLAYER | NO. | PLAYER | NO. | PLAYER | NO. | PLAYER | NO. | PLAYER | NO. | PLAYER | NO. | PLAYER | NO. | PLAYER | NO. | PLAYER | NO. | PLAYER | NO. | PLAYER | NO. |
| 09/12 | at Texans | D. Chark Jr. M. Jones Jr. C. Manhertz | 6 | C. Hyde | 44 | L. Shenault Jr. | 7 | D. Chark Jr. | 86 | M. Jack | 9 | M. Jack R. Jenkins | 6 | J. Allen | 1.0 | -- | -- | -- | -- | -- | T. Lawrence | 332 | C. Hyde | 9 | |
| 09/19 | Broncos | M. Jones Jr. J. Agnew | 6 | J. Robinson | 47 | M. Jones Jr. | 6 | M. Jones Jr. | 55 | A. Wingard | 8 | R. Jenkins | 6 | A. Wingard J. Allen A. Gotsis | 1.0 | -- | -- | -- | -- | -- | T. Lawrence | 118 | J. Robinson | 11 | |
| 09/26 | Cardinals | J. Robinson D. Chark Jr. J. Agnew | 6 | J. Robinson | 88 | M. Jones Jr. J. Robinson | 6 | M. Jones Jr. | 62 | M. Jack | 10 | M. Jack D. Wilson T. Campbell | 6 | -- | -- | A. Wingard | 1 | -- | -- | -- | T. Lawrence | 219 | J. Robinson | 15 | |
| 09/30 | at Bengals | J. Robinson | 12 | J. Robinson | 78 | L. Shenault Jr. | 6 | L. Shenault Jr. | 99 | T. Campbell | 9 | T. Herrndon | 5 | A. Gotsis | 1.0 | -- | -- | -- | -- | -- | T. Lawrence | 204 | J. Robinson | 18 | |
| 10/10 | Titans | J. Robinson T. Lawrence T. Hollister | 6 | J. Robinson | 149 | J. Agnew | 6 | D. Arnold | 64 | J. Allen | 7 | J. Allen D. Hamilton | 5 | D. Smoot | 1.5 | -- | -- | -- | -- | -- | T. Lawrence | 273 | J. Robinson | 18 | |
| 10/17 | Dolphins | M. Wright | 11 | J. Robinson | 73 | M. Jones Jr. | 7 | M. Jones Jr. | 100 | D. Wilson | 12 | D. Wilson | 9 | -- | -- | N. Lawson | 1 | D. Allen | 1 | -- | -- | T. Lawrence | 319 | J. Robinson | 17 |
| 10/31 | at Seahawks | J. Agnew | 6 | C. Hyde | 32 | D. Arnold | 8 | D. Arnold | 68 | M. Jack | 8 | M. Jack J. Allen | 5 | J. Allen | 2.0 | -- | -- | -- | -- | -- | T. Lawrence | 238 | C. Hyde | 9 | |
| 11/07 | Billis | M. Wright | 9 | C. Hyde | 67 | D. Arnold L. Shenault Jr. | 4 | D. Arnold | 60 | J. Allen | 8 | J. Allen | 8 | T. Bryan | 2.0 | J. Allen | 1 | D. Smoot | 1 | J. Allen | 1 | T. Lawrence | 118 | C. Hyde | 21 |
| 11/14 | at Colts | J. Robinson J. Agnew | 6 | J. Agnew | 79 | D. Arnold | 5 | D. Arnold | 67 | M. Brown R. Jenkins | 6 | M. Brown R. Jenkins T. Campbell M. Jack | 4 | D. Hamilton | 1.0 | -- | -- | -- | -- | -- | T. Lawrence | 162 | J. Robinson | 12 | |
| 11/21 | 49ers | J. Robinson | 6 | J. Robinson | 29 | L. Shenault Jr. | 5 | M. Jones Jr. | 52 | M. Jack | 12 | M. Jack | 5 | D. Wilson R. Robertson-Harris | 1.0 | -- | J. Allen | 1 | -- | -- | T. Lawrence | 158 | J. Robinson | 12 | |
| 11/28 | Falcons | T. Austin M. Wright | 6 | J. Robinson | 86 | L. Shenault Jr. | 5 | L. Treadwell | 53 | M. Jack | 8 | R. Jenkins A. Wingard | 5 | R. Robertson-Harris | 1.0 | T. Campbell | 1 | -- | -- | -- | T. Lawrence | 228 | J. Robinson | 17 | |
| 12/05 | at Rams | C. Hyde | 6 | J. Robinson C. Hyde | 24 | L. Treadwell | 4 | L. Treadwell | 62 | A. Wingard | 8 | N. Lawson | 7 | R. Ford D. Smoot | 0.5 | -- | -- | -- | -- | -- | T. Lawrence | 145 | C. Hyde | 9 | |
| 12/12 | at Titans | -- | -- | J. Robinson | 4 | M. Jones Jr. | 6 | M. Jones Jr. | 70 | M. Jack D. Wilson | 10 | M. Jack D. Wilson | 6 | D. Wilson R. Robertson-Harris D. Smoot J. Ward | 1.0 | -- | -- | -- | -- | -- | T. Lawrence | 221 | J. Robinson | 6 | |
| 12/19 | Texans | -- | -- | -- | -- | -- | -- | -- | -- | -- | -- | -- | -- | -- | -- | -- | -- | -- | -- | -- | -- | -- | -- | -- | |
| 12/26 | at Jets | -- | -- | -- | -- | -- | -- | -- | -- | -- | -- | -- | -- | -- | -- | -- | -- | -- | -- | -- | -- | -- | -- | -- | |
| 01/02 | at Patriots | -- | -- | -- | -- | -- | -- | -- | -- | -- | -- | -- | -- | -- | -- | -- | -- | -- | -- | -- | -- | -- | -- | -- | |
| 01/09 | Colts | -- | -- | -- | -- | -- | -- | -- | -- | -- | -- | -- | -- | -- | -- | -- | -- | -- | -- | -- | -- | -- | -- | -- | |
| MOST TIMES LED (INCLUDING TIES) | | J. ROBINSON | 5 | J. ROBINSON | 9 | L. SHENAULT JR. | 5 | M. JONES JR. | 5 | M. JACK | 6 | M. JACK | 6 | J. ALLEN | 3 | A. WINGARD | 1 | D. ALLEN | 1 | J. ALLEN | 1 | T. LAWRENCE | 13 | J. ROBINSON | 9 |
| | | | | | | | | | | | | | | D. SMOOT R. ROBERTSON-HARRIS | | N. LAWSON J. ALLEN R. FORD T. CAMPBELL | | D. SMOOT S. GRIFFIN J. ALLEN | | | | | | | |



DEFENSIVE STATS

| POS. | PLAYER | TKL. | AST. | TOTAL | TFL | SACKS/YDS. | PR | FR | FF | INT./YDS. | PD |
|-----------------------|---------------------|------------|------------|------------|-----------|-------------------|-----------|----------|-----------|---------------|-----------|
| LB | M. Jack | 51 | 41 | 92 | 3 | 0.0/0.0 | 2 | 0 | 0 | 0/0 | 0 |
| LB | D. Wilson | 50 | 39 | 89 | 5 | 2.0/13.0 | 3 | 0 | 0 | 0/0 | 1 |
| S | A. Wingard | 48 | 25 | 73 | 2 | 1.0/1.0 | 1 | 0 | 0 | 1/23 | 1 |
| S | R. Jenkins | 49 | 17 | 66 | 1 | 0.0/0.0 | 1 | 0 | 0 | 0/0 | 3 |
| DE/OLB | J. Allen | 37 | 21 | 58 | 9 | 5.5/52.0 | 12 | 1 | 1 | 1/11 | 4 |
| CB | T. Campbell | 34 | 16 | 50 | 1 | 0.0/0.0 | 0 | 0 | 0 | 1/0 | 7 |
| DT | M. Brown | 24 | 23 | 47 | 2 | 0.0/0.0 | 1 | 0 | 0 | 0/0 | 0 |
| S | R. Ford | 33 | 13 | 46 | 1 | 0.5/2.5 | 2 | 0 | 0 | 1/8 | 3 |
| CB | S. Griffin | 31 | 9 | 40 | 0 | 0.0/0.0 | 2 | 0 | 1 | 0/0 | 5 |
| DT | D. Hamilton | 15 | 15 | 30 | 1 | 1.0/12.0 | 2 | 0 | 0 | 0/0 | 1 |
| DE/OLB | K. Chaisson | 16 | 11 | 27 | 3 | 1.0/2.0 | 4 | 0 | 0 | 0/0 | 0 |
| DL | D. Smoot | 17 | 9 | 26 | 5 | 5.0/40.5 | 14 | 0 | 1 | 0/0 | 2 |
| DL | R. Robertson-Harris | 15 | 9 | 24 | 3 | 3.0/23.0 | 6 | 0 | 0 | 0/0 | 1 |
| CB | N. Lawson | 17 | 6 | 23 | 0 | 0.0/0.0 | 0 | 0 | 0 | 1/11 | 3 |
| DL | J. Ward | 7 | 15 | 22 | 2 | 1.0/8.0 | 5 | 0 | 0 | 0/0 | 0 |
| DL | A. Gotsis | 12 | 6 | 18 | 5 | 2.0/15.0 | 6 | 0 | 0 | 0/0 | 0 |
| LB | S. Quarterman | 7 | 8 | 15 | 1 | 0.0/0.0 | 0 | 0 | 0 | 0/0 | 0 |
| DL | T. Bryan | 9 | 5 | 14 | 4 | 2.0/16.0 | 7 | 0 | 0 | 0/0 | 0 |
| CB | T. Herndon | 10 | 3 | 13 | 1 | 0.0/0.0 | 0 | 0 | 0 | 0/0 | 0 |
| CB | C. Claybrooks | 7 | 6 | 13 | 0 | 0.0/0.0 | 0 | 0 | 0 | 0/0 | 0 |
| CB | C. Henderson | 6 | 2 | 8 | 1 | 0.0/0.0 | 0 | 0 | 0 | 0/0 | 0 |
| LB | C. Russell | 3 | 4 | 7 | 0 | 0.0/0.0 | 0 | 0 | 0 | 0/0 | 0 |
| S | A. Cisco | 6 | 0 | 6 | 0 | 0.0/0.0 | 0 | 0 | 0 | 0/0 | 0 |
| DE/OLB | L. McCray | 4 | 2 | 6 | 1 | 0.0/0.0 | 0 | 0 | 0 | 0/0 | 0 |
| LB | D. Allen | 1 | 4 | 5 | 0 | 0.0/0.0 | 0 | 0 | 1 | 0/0 | 0 |
| S | D. Thomas | 2 | 2 | 4 | 0 | 0.0/0.0 | 0 | 0 | 0 | 0/0 | 0 |
| DT | J. Tufe | 0 | 1 | 1 | 0 | 0.0/0.0 | 0 | 0 | 0 | 0/0 | 0 |
| JAGUARS TOTALS | | 511 | 312 | 823 | 51 | 24.0/185.0 | 68 | 1 | 4 | 5/53 | 31 |
| OPP. TOTALS | | 449 | 277 | 726 | 48 | 24.0/163.0 | 72 | 8 | 13 | 14/112 | 65 |

Assist, TFL=Tackle for a Loss, PR=Pressures, Int.=Interception, FR=Fumble Recovery, FF=Forced Fumble, PD=Pass Defense

| 2021 JAGUARS SPECIAL TEAMS | | | | |
|----------------------------|-----------------------|-----------|-----------|-----------|
| POS. | PLAYER | TKL. | AST. | COMB. |
| S | Jenkins, Rayshawn | 7 | 0 | 7 |
| RB | Ogunbowale, Dare | 5 | 1 | 6 |
| LB | Allen, Dakota | 3 | 1 | 4 |
| S | Cisco, Andre | 3 | 1 | 4 |
| CB | Claybrooks, Chris | 2 | 2 | 4 |
| LB | Quarterman, Shaquille | 2 | 2 | 4 |
| S | Ford, Rudy | 2 | 1 | 3 |
| DE/OLB | McCray, Lerentee | 1 | 2 | 3 |
| LB | Russell, Chapelle | 1 | 2 | 3 |
| LS | Maticcik, Ross | 2 | 0 | 2 |
| S | Wingard, Andrew | 1 | 1 | 2 |
| S | Thomas, Daniel | 0 | 2 | 2 |
| P | Cooke, Logan | 1 | 0 | 1 |
| CB | Lawson, Nevin | 1 | 0 | 1 |
| WR | Treadwell, Laquon | 1 | 0 | 1 |
| LB | Wilson, Damien | 1 | 0 | 1 |
| TOTALS | | 33 | 15 | 48 |

| DEFENSIVE STATS BY RANK | | | | | | | | | | | |
|-------------------------|-----|---------------|-----|---------------------|-----|---------------------|-----|---------------------|-----|--------|-----|
| SACKS | | INTERCEPTIONS | | TACKLES FOR LOSS | | PASSES DEFENSED | | PRESSURES | | | |
| PLAYER | NO. | PLAYER | NO. | PLAYER | NO. | PLAYER | NO. | PLAYER | NO. | PLAYER | NO. |
| J. Allen | 5.5 | J. Allen | 1 | J. Allen | 9 | T. Campbell | 7 | D. Smoot | 14 | | |
| D. Smoot | 5.0 | T. Campbell | 1 | A. Gotsis | 5 | S. Griffin | 5 | J. Allen | 12 | | |
| R. Robertson-Harris | 3.0 | R. Ford | 1 | D. Smoot | 5 | J. Allen | 4 | T. Bryan | 7 | | |
| T. Bryan | 2.0 | N. Lawson | 1 | D. Wilson | 5 | R. Ford | 3 | A. Gotsis | 6 | | |
| A. Gotsis | 2.0 | A. Wingard | 1 | T. Bryan | 4 | R. Jenkins | 3 | R. Robertson-Harris | 6 | | |
| D. Wilson | 2.0 | | | K. Chaisson | 3 | N. Lawson | 3 | J. Ward | 5 | | |
| K. Chaisson | 1.0 | | | M. Jack | 3 | D. Smoot | 2 | K. Chaisson | 4 | | |
| D. Hamilton | 1.0 | | | R. Robertson-Harris | 3 | D. Hamilton | 1 | D. Wilson | 3 | | |
| J. Ward | 1.0 | | | M. Brown | 2 | R. Robertson-Harris | 1 | R. Ford | 2 | | |
| A. Wingard | 1.0 | | | J. Ward | 2 | D. Wilson | 1 | S. Griffin | 2 | | |
| R. Ford | 0.5 | | | A. Wingard | 2 | A. Wingard | 1 | D. Hamilton | 2 | | |
| | | | | T. Campbell | 1 | | | M. Jack | 2 | | |
| | | | | R. Ford | 1 | | | M. Brown | 1 | | |
| | | | | D. Hamilton | 1 | | | R. Jenkins | 1 | | |
| | | | | C. Henderson | 1 | | | A. Wingard | 1 | | |
| | | | | T. Herndon | 1 | | | | | | |
| | | | | R. Jenkins | 1 | | | | | | |
| | | | | L. McCray | 1 | | | | | | |
| | | | | S. Quarterman | 1 | | | | | | |



BIG PLAYS

| DATE | OPPONENT | RUSHES | | | | RECEPTIONS | | | | RETURNS | | | |
|-------|-----------------|--------|----------------------|-----|------------------|------------|----------------------|-----|-----------|---------|------------------|-----|-----------|
| | | GAIN | PLAYER | QTR | DR RESULT | GAIN | PLAYER | QTR | DR RESULT | GAIN | PLAYER | QTR | DR RESULT |
| 09/12 | at Houston | 13 | Carlos Hyde | 2 | TD | 33 | Marvin Jones Jr. | 1 | Miss FG | | | | |
| | | | | | | 27 | DJ Chark Jr. | 2' | TD | | | | |
| | | | | | | 22t | Chris Manhertz | 2' | TD | | | | |
| | | | | | | 41t | DJ Chark Jr. | 3 | TD | | | | |
| | | | | | | 22 | James O'Shaughnessy | 4 | TD | | | | |
| 09/19 | Denver | 10 | Trevor Lawrence | 2 | Miss FG | 24 | James O'Shaughnessy | 1' | TD | 102t | Jamal Agnew (KR) | 4 | TD |
| | | 12 | James Robinson | 3 | INT | 25t | Marvin Jones Jr. | 1 | TD | | | | |
| | | 11 | Trevor Lawrence | 4 | INT | | | | | | | | |
| 09/26 | Arizona | 18 | Carlos Hyde | 2 | TD | 20 | Laviska Shenault Jr. | 2 | INT | | | | |
| | | 17 | James Robinson | 3' | TD | 25 | DJ Chark Jr. | 4 | Fumble | | | | |
| | | 10 | James Robinson | 3' | TD | | | | | | | | |
| | | 21 | James Robinson | 3' | TD | | | | | | | | |
| | | 10 | Trevor Lawrence | 4 | Punt | | | | | | | | |
| 09/30 | at Cincinnati | 11 | Laviska Shenault Jr. | 1 | Punt | 52 | Laviska Shenault Jr. | 2 | Downs | | | | |
| | | 11 | Jamal Agnew | 1' | TD | 27 | Jamal Agnew | 3' | TD | | | | |
| | | 11 | Trevor Lawrence | 1' | TD | 20 | Laviska Shenault Jr. | 3 | TD | | | | |
| | | 12 | James Robinson | 1' | TD | | | | | | | | |
| | | 20 | James Robinson | 2 | TD | | | | | | | | |
| 10/10 | Tennessee | 58 | James Robinson | 1 | TD | 25 | Marvin Jones Jr. | 2' | TD | | | | |
| | | 10 | James Robinson | 2' | Miss FG | 22 | Tavon Austin | 2' | TD | | | | |
| | | 12 | James Robinson | 2' | Miss FG | 58 | Laviska Shenault Jr. | 4 | Downs | | | | |
| | | 10 | James Robinson | 3 | TD | | | | | | | | |
| | | | | | | | | | | | | | |
| 10/17 | Miami | 24 | James Robinson | 3 | TD | 24 | Jamal Agnew | 1 | FG | | | | |
| | | 12 | Trevor Lawrence | 3 | Fumble | 20 | Marvin Jones Jr. | 2 | Punt | | | | |
| | | | | | | 28t | Marvin Jones Jr. | 2 | TD | | | | |
| | | | | | | 29 | Jamal Agnew | 3 | TD | | | | |
| | | | | | | 21 | Luke Farrell | 3 | Downs | | | | |
| | | | | | | 20 | Marvin Jones Jr. | 4 | FG | | | | |
| 10/31 | at Seattle | 14 | James Robinson | 1 | Punt | | | | | | | | |
| 11/07 | Buffalo | 15 | Carlos Hyde | 2 | FG | 23 | Jamal Agnew | 1 | FG | | | | |
| | | 11 | Jamal Agnew | 3 | Miss FG | 28 | Dan Arnold | 2 | Fumble | | | | |
| 11/14 | at Indianapolis | 66t | Jamal Agnew | 1 | TD | 24 | Dan Arnold | 2 | FG | | | | |
| | | 12 | Trevor Lawrence | 2 | Punt | 23 | Marvin Jones Jr. | 4 | TD | | | | |
| | | 10 | James Robinson | 3' | Miss FG | | | | | | | | |
| | | 14 | James Robinson | 3' | Miss FG | | | | | | | | |
| | | 18 | James Robinson | 4 | TD | | | | | | | | |
| 11/21 | San Francisco | 10 | Trevor Lawrence | 2 | FG | 22 | Marvin Jones Jr. | 4 | TD | | | | |
| 11/28 | Atlanta | 12 | James Robinson | 3 | TD | 24 | Laviska Shenault Jr. | 2' | FG | | | | |
| | | 10 | Trevor Lawrence | 4' | FG | 21 | Marvin Jones Jr. | 2' | FG | | | | |
| | | 10 | Trevor Lawrence | 4 | FG | 21 | James O'Shaughnessy | 3 | TD | | | | |
| | | | | | | 26 | James Robinson | 4' | FG | | | | |
| | | | | 20 | Laquon Treadwell | 4 | FG | | | | | | |
| 12/05 | at L.A. Rams | 10 | Carlos Hyde | 1 | TD | 28 | Laquon Treadwell | 1 | TD | | | | |
| | | 13 | James Robinson | 3 | Downs | | | | | | | | |
| 12/12 | at Tennessee | | | | | 31 | Marvin Jones Jr. | 2 | Half | | | | |
| | | | | | | 41 | Laquon Treadwell | 3 | INT | | | | |
| 12/19 | Houston | -- | -- | -- | -- | -- | -- | -- | -- | -- | -- | -- | |
| 12/26 | at N.Y. Jets | -- | -- | -- | -- | -- | -- | -- | -- | -- | -- | -- | |
| 01/02 | at New England | -- | -- | -- | -- | -- | -- | -- | -- | -- | -- | -- | |
| 01/09 | Indianapolis | -- | -- | -- | -- | -- | -- | -- | -- | -- | -- | -- | |

* - result within the same drive



BIG YARDAGE GAMES

2021 REGULAR SEASON BIG YARDAGE GAMES

| 100-YARD PASS RECEIVERS | | | | | | | |
|-------------------------|--------------|------------------|------|------|-------|-----|----|
| DATE | OPPONENT | PLAYER | REC. | YDS. | AVG. | LG | TD |
| 10/17 | vs. Dolphins | Marvin Jones Jr. | 7 | 100 | 14.3 | 28T | 1 |
| 100-YARD RUSHERS | | | | | | | |
| DATE | OPPONENT | PLAYER | ATT. | YDS. | AVG. | LG | TD |
| 10/10 | vs. Titans | James Robinson | 18 | 149 | 8.3 | 58 | 1 |
| 300-YARD PASSERS | | | | | | | |
| DATE | OPPONENT | PLAYER | ATT. | YDS. | COMP. | LG | TD |
| 9/12 | at Texans | Trevor Lawrence | 51 | 332 | 28 | 41T | 3 |
| 10/17 | vs. Dolphins | Trevor Lawrence | 41 | 319 | 25 | 29 | 1 |

2021 OPPONENTS BIG YARDAGE GAMES

| 100-YARD PASS RECEIVERS | | | | | | | |
|-------------------------|---------------|-----------------------|------|------|-------|----|----|
| DATE | OPPONENT | PLAYER | REC. | YDS. | AVG. | LG | TD |
| 9/12 | at Texans | Brandin Cooks | 5 | 132 | 26.4 | 52 | 0 |
| 9/19 | vs. Broncos | Courtland Sutton | 9 | 159 | 17.7 | 55 | 0 |
| 9/26 | vs. Cardinals | A.J. Green | 5 | 112 | 22.4 | 36 | 0 |
| 9/26 | vs. Cardinals | Christian Kirk | 7 | 104 | 14.9 | 33 | 0 |
| 9/30 | at Bengals | Tyler Boyd | 9 | 118 | 13.1 | 33 | 0 |
| 10/17 | vs. Dolphins | Mike Gesicki | 8 | 115 | 14.4 | 32 | 0 |
| 10/31 | at Seahawks | Tyler Lockett | 12 | 142 | 11.8 | 28 | 0 |
| 12/5 | at Rams | Cooper Kupp | 8 | 129 | 16.1 | 43 | 1 |
| 100-YARD RUSHERS | | | | | | | |
| DATE | OPPONENT | PLAYER | ATT. | YDS. | AVG. | LG | TD |
| 10/10 | vs. Titans | Derrick Henry | 29 | 130 | 4.5 | 15 | 3 |
| 11/14 | at Colts | Jonathan Taylor | 21 | 116 | 5.5 | 34 | 1 |
| 11/28 | vs. Falcons | Cordarrelle Patterson | 16 | 108 | 6.8 | 27 | 2 |
| 12/5 | at Rams | Sony Michel | 24 | 121 | 5.0 | 25 | 1 |
| 300-YARD PASSERS | | | | | | | |
| DATE | OPPONENT | PLAYER | ATT. | YDS. | COMP. | LG | TD |
| 9/19 | vs. Broncos | Teddy Bridgewater | 34 | 328 | 26 | 55 | 2 |
| 9/26 | vs. Cardinals | Kyler Murray | 34 | 316 | 28 | 36 | 0 |
| 9/30 | at Bengals | Joe Burrow | 32 | 348 | 25 | 44 | 2 |
| 10/17 | vs. Dolphins | Tua Tagovailoa | 47 | 329 | 33 | 32 | 2 |



TAKEAWAY/GIVEAWAY CHART

| DATE | OPPONENT | FORCED TURNOVERS | | | TURNOVERS CONVERTED | | | | | OUTCOME |
|------------------|-----------------|------------------|-----------|-----------|---------------------|----------|-----------|-------------|-------------|------------|
| | | FUM | INTS | TOTAL | TD | FG | PTS. | PTS. PCT. | TD PCT. | NET DIFF. |
| 09/12 | Jacksonville | 0 | 0 | 0 | 0 | 0 | 0 | 0.0 | 0.0 | -3 |
| | at Houston | 0 | 3 | 3 | 0 | 1 | 3 | 33.3 | 0.0 | +3 |
| 09/19 | Jacksonville | 0 | 0 | 0 | 0 | 0 | 0 | 0.0 | 0.0 | -2 |
| | Denver | 0 | 2 | 2 | 0 | 2 | 6 | 100.0 | 0.0 | +2 |
| 09/26 | Jacksonville | 0 | 1 | 1 | 0 | 0 | 0 | 0.0 | 0.0 | -3 |
| | Arizona | 2 | 2 | 4 | 1 | 0 | 6 | 25.0 | 100.0 | +3 |
| 09/30 | Jacksonville | 0 | 0 | 0 | 0 | 0 | 0 | 0.0 | 0.0 | 0 |
| | at Cincinnati | 0 | 0 | 0 | 0 | 0 | 0 | 0.0 | 0.0 | 0 |
| 10/10 | Jacksonville | 0 | 0 | 0 | 0 | 0 | 0 | 0.0 | 0.0 | -2 |
| | Tennessee | 1 | 1 | 2 | 1 | 0 | 7 | 50.0 | 100.0 | +2 |
| 10/17 | Jacksonville | 0 | 1 | 1 | 0 | 0 | 0 | 0.0 | 0.0 | 0 |
| | Miami | 1 | 0 | 1 | 0 | 0 | 0 | 0.0 | 0.0 | 0 |
| 10/31 | Jacksonville | 0 | 0 | 0 | 0 | 0 | 0 | 0.0 | 0.0 | -1 |
| | at Seattle | 0 | 1 | 1 | 1 | 0 | 7 | 100.0 | 100.0 | +1 |
| 11/07 | Jacksonville | 1 | 2 | 3 | 0 | 1 | 3 | 33.3 | 0.0 | +2 |
| | Buffalo | 1 | 0 | 1 | 0 | 0 | 0 | 0.0 | 0.0 | -2 |
| 11/14 | Jacksonville | 0 | 0 | 0 | 0 | 0 | 0 | 0.0 | 0.0 | -1 |
| | at Indianapolis | 1 | 0 | 1 | 0 | 0 | 0 | 0.0 | 0.0 | +1 |
| 11/21 | Jacksonville | 0 | 0 | 0 | 0 | 0 | 0 | 0.0 | 0.0 | -2 |
| | San Francisco | 2 | 0 | 2 | 1 | 1 | 10 | 100.0 | 50.0 | +2 |
| 11/28 | Jacksonville | 0 | 1 | 1 | 0 | 0 | 0 | 0.0 | 0.0 | -1 |
| | Atlanta | 1 | 1 | 2 | 1 | 0 | 7 | 50.0 | 100.0 | +1 |
| 12/05 | Jacksonville | 0 | 0 | 0 | 0 | 0 | 0 | 0.0 | 0.0 | -2 |
| | at L.A. Rams | 2 | 0 | 2 | 2 | 0 | 14 | 100.0 | 100.0 | +2 |
| 12/12 | Jacksonville | 0 | 0 | 0 | 0 | 0 | 0 | 0.0 | 0.0 | -4 |
| | at Tennessee | 0 | 4 | 4 | 0 | 1 | 3 | 25.0 | 0.0 | +4 |
| 12/19 | Houston | -- | -- | -- | -- | -- | -- | -- | -- | -- |
| 12/26 | at N.Y. Jets | -- | -- | -- | -- | -- | -- | -- | -- | -- |
| 01/02 | at New England | -- | -- | -- | -- | -- | -- | -- | -- | -- |
| 01/09 | Indianapolis | -- | -- | -- | -- | -- | -- | -- | -- | -- |
| JAGUARS | | 1 | 5 | 6 | 0 | 1 | 3 | 16.7 | 0.0 | -19 |
| OPPONENTS | | 11 | 14 | 25 | 7 | 5 | 63 | 48.0 | 58.3 | +19 |



RED ZONE EFFICIENCY

| JAGUARS | | | | | | | | | | | | | | | | | | |
|---------------|-----------------|------------|-----------|-----------|----------|----------|----------|----------|----------|----------|----------|----------|------------|----------|------------|-------------|-------------|----------------|
| Date | Opponent | Num Drives | TD | PAT | 2-Pt. | Miss PAT | FG | FGA | Blk/MFG | INT | Fum | Dwns | Drive Ends | | | TD% | Pct. | Score Pts/Poss |
| 09/12 | at Houston | 1 | 1 | 1 | 0 | 0 | 0 | 0 | 0 | 0 | 0 | 0 | 0 | 0 | 7 | 100.0 | 100.0 | 7.0 |
| 09/19 | Denver | 0 | 0 | 0 | 0 | 0 | 0 | 0 | 0 | 0 | 0 | 0 | 0 | 0 | 0 | 0.0 | 0.0 | 0.0 |
| 09/26 | Arizona | 4 | 2 | 1 | 0 | 1 | 0 | 0 | 0 | 1 | 1 | 0 | 0 | 0 | 13 | 50.0 | 50.0 | 3.3 |
| 09/30 | at Cincinnati | 4 | 3 | 3 | 0 | 0 | 0 | 0 | 0 | 0 | 0 | 1 | 0 | 0 | 21 | 75.0 | 75.0 | 5.3 |
| 10/10 | Tennessee | 5 | 3 | 1 | 0 | 1 | 0 | 0 | 0 | 1 | 0 | 1 | 0 | 0 | 19 | 60.0 | 60.0 | 3.8 |
| 10/17 | Miami | 2 | 1 | 1 | 0 | 0 | 0 | 0 | 0 | 0 | 0 | 0 | 0 | 0 | 7 | 50.0 | 50.0 | 3.5 |
| 10/31 | at Seattle | 1 | 1 | 1 | 0 | 0 | 0 | 0 | 0 | 0 | 0 | 0 | 0 | 0 | 7 | 100.0 | 100.0 | 7.0 |
| 11/07 | Buffalo | 2 | 0 | 0 | 0 | 0 | 2 | 2 | 0 | 0 | 0 | 0 | 0 | 0 | 6 | 0.0 | 100.0 | 3.0 |
| 11/14 | at Indianapolis | 1 | 1 | 0 | 1 | 0 | 0 | 0 | 0 | 0 | 0 | 0 | 0 | 0 | 8 | 100.0 | 100.0 | 8.0 |
| 11/21 | San Francisco | 2 | 1 | 1 | 0 | 0 | 1 | 1 | 0 | 0 | 0 | 0 | 0 | 0 | 10 | 50.0 | 100.0 | 5.0 |
| 11/28 | Atlanta | 3 | 1 | 0 | 1 | 0 | 2 | 2 | 0 | 0 | 0 | 0 | 0 | 0 | 14 | 33.3 | 100.0 | 4.7 |
| 12/05 | at L.A. Rams | 1 | 1 | 1 | 0 | 0 | 0 | 0 | 0 | 0 | 0 | 0 | 0 | 0 | 7 | 100.0 | 100.0 | 7.0 |
| 12/12 | at Tennessee | 0 | 0 | 0 | 0 | 0 | 0 | 0 | 0 | 0 | 0 | 0 | 0 | 0 | 0 | 0.0 | 0.0 | 0.0 |
| 12/19 | Houston | -- | -- | -- | -- | -- | -- | -- | -- | -- | -- | -- | -- | -- | -- | -- | -- | -- |
| 12/26 | at N.Y. Jets | -- | -- | -- | -- | -- | -- | -- | -- | -- | -- | -- | -- | -- | -- | -- | -- | -- |
| 01/02 | at New England | -- | -- | -- | -- | -- | -- | -- | -- | -- | -- | -- | -- | -- | -- | -- | -- | -- |
| 01/09 | Indianapolis | -- | -- | -- | -- | -- | -- | -- | -- | -- | -- | -- | -- | -- | -- | -- | -- | -- |
| TOTALS | | 26 | 15 | 10 | 2 | 2 | 5 | 5 | 0 | 2 | 1 | 3 | 0 | 0 | 119 | 57.7 | 76.9 | 4.6 |

| OPPONENT | | | | | | | | | | | | | | | | | | |
|---------------|-----------------|------------|-----------|-----------|----------|----------|-----------|-----------|----------|----------|----------|----------|------------|----------|------------|-------------|-------------|----------------|
| Date | Opponent | Num Drives | TD | PAT | 2-Pt. | Miss PAT | FG | FGA | Blk/MFG | INT | Fum | Dwns | Drive Ends | | | TD% | Pct. | Score Pts/Poss |
| 09/12 | at Houston | 6 | 4 | 4 | 0 | 0 | 2 | 2 | 0 | 0 | 0 | 0 | 0 | 0 | 34 | 66.7 | 100.0 | 5.7 |
| 09/19 | Denver | 4 | 2 | 2 | 0 | 0 | 1 | 1 | 0 | 0 | 0 | 0 | 0 | 1 | 17 | 50.0 | 75.0 | 4.3 |
| 09/26 | Arizona | 4 | 3 | 3 | 0 | 0 | 1 | 1 | 0 | 0 | 0 | 0 | 0 | 0 | 24 | 75.0 | 100.0 | 6.0 |
| 09/30 | at Cincinnati | 2 | 1 | 1 | 0 | 0 | 1 | 1 | 0 | 0 | 0 | 0 | 0 | 0 | 10 | 50.0 | 100.0 | 5.0 |
| 10/10 | Tennessee | 5 | 4 | 3 | 0 | 1 | 1 | 1 | 0 | 0 | 0 | 0 | 0 | 0 | 30 | 80.0 | 100.0 | 6.0 |
| 10/17 | Miami | 4 | 2 | 2 | 0 | 0 | 2 | 2 | 0 | 0 | 0 | 0 | 0 | 0 | 20 | 50.0 | 100.0 | 5.0 |
| 10/31 | at Seattle | 4 | 3 | 3 | 0 | 0 | 1 | 1 | 0 | 0 | 0 | 0 | 0 | 0 | 24 | 75.0 | 100.0 | 6.0 |
| 11/07 | Buffalo | 1 | 0 | 0 | 0 | 0 | 1 | 1 | 0 | 0 | 0 | 0 | 0 | 0 | 3 | 0.0 | 100.0 | 3.0 |
| 11/14 | at Indianapolis | 4 | 1 | 1 | 0 | 0 | 3 | 3 | 0 | 0 | 0 | 0 | 0 | 0 | 16 | 25.0 | 100.0 | 4.0 |
| 11/21 | San Francisco | 3 | 2 | 2 | 0 | 0 | 1 | 1 | 0 | 0 | 0 | 0 | 0 | 0 | 17 | 66.7 | 100.0 | 5.7 |
| 11/28 | Atlanta | 3 | 3 | 3 | 0 | 0 | 0 | 0 | 0 | 0 | 0 | 0 | 0 | 0 | 21 | 100.0 | 100.0 | 7.0 |
| 12/05 | at L.A. Rams | 4 | 3 | 3 | 0 | 0 | 1 | 1 | 0 | 0 | 0 | 0 | 0 | 0 | 24 | 75.0 | 100.0 | 6.0 |
| 12/12 | at Tennessee | 3 | 2 | 2 | 0 | 0 | 1 | 1 | 0 | 0 | 0 | 0 | 0 | 0 | 17 | 66.7 | 100.0 | 5.7 |
| 12/19 | Houston | -- | -- | -- | -- | -- | -- | -- | -- | -- | -- | -- | -- | -- | -- | -- | -- | -- |
| 12/26 | at N.Y. Jets | -- | -- | -- | -- | -- | -- | -- | -- | -- | -- | -- | -- | -- | -- | -- | -- | -- |
| 01/02 | at New England | -- | -- | -- | -- | -- | -- | -- | -- | -- | -- | -- | -- | -- | -- | -- | -- | -- |
| 01/09 | Indianapolis | -- | -- | -- | -- | -- | -- | -- | -- | -- | -- | -- | -- | -- | -- | -- | -- | -- |
| TOTALS | | 47 | 30 | 29 | 0 | 1 | 16 | 16 | 0 | 0 | 0 | 0 | 0 | 1 | 257 | 63.8 | 97.9 | 5.5 |



GOAL TO GO SITUATIONS

| JAGUARS | | | | | | | | | | | | | | | | | | | |
|---------------|-----------------|-----------|-----------|----------|----------|----------|----------|----------|----------|----------|----------|----------|------------|----------|-----------|-------------|-------------|----------------|-----|
| Date | Opponent | Pos | TD | PAT | 2-Pt. | Miss PAT | FG | FGA | Blk/MFG | INT | Fum | Dwns | Drive Ends | | | TD% | Pct. | Score Pts/Poss | |
| 09/12 | at Houston | 1 | 1 | 1 | 0 | 0 | 0 | 0 | 0 | 0 | 0 | 0 | 0 | 0 | 0 | 7 | 100.0 | 100.0 | 7.0 |
| 09/19 | Denver | 0 | 0 | 0 | 0 | 0 | 0 | 0 | 0 | 0 | 0 | 0 | 0 | 0 | 0 | 0 | 0.0 | 0.0 | 0.0 |
| 09/26 | Arizona | 1 | 1 | 0 | 0 | 1 | 0 | 0 | 0 | 0 | 0 | 0 | 0 | 0 | 0 | 6 | 100.0 | 100.0 | 6.0 |
| 09/30 | at Cincinnati | 3 | 2 | 2 | 0 | 0 | 0 | 0 | 0 | 0 | 0 | 1 | 0 | 0 | 14 | 66.7 | 66.7 | 4.7 | |
| 10/10 | Tennessee | 5 | 3 | 1 | 0 | 1 | 0 | 0 | 0 | 1 | 0 | 1 | 0 | 0 | 19 | 60.0 | 60.0 | 3.8 | |
| 10/17 | Miami | 1 | 1 | 1 | 0 | 0 | 0 | 0 | 0 | 0 | 0 | 0 | 0 | 0 | 7 | 100.0 | 100.0 | 7.0 | |
| 10/31 | at Seattle | 0 | 0 | 0 | 0 | 0 | 0 | 0 | 0 | 0 | 0 | 0 | 0 | 0 | 0 | 0.0 | 0.0 | 0.0 | |
| 11/07 | Buffalo | 1 | 0 | 0 | 0 | 0 | 1 | 1 | 0 | 0 | 0 | 0 | 0 | 0 | 3 | 0.0 | 100.0 | 3.0 | |
| 11/14 | at Indianapolis | 1 | 1 | 0 | 1 | 0 | 0 | 0 | 0 | 0 | 0 | 0 | 0 | 0 | 8 | 100.0 | 100.0 | 8.0 | |
| 11/21 | San Francisco | 1 | 1 | 1 | 0 | 0 | 0 | 0 | 0 | 0 | 0 | 0 | 0 | 0 | 7 | 100.0 | 100.0 | 7.0 | |
| 11/28 | Atlanta | 3 | 1 | 0 | 1 | 0 | 2 | 2 | 0 | 0 | 0 | 0 | 0 | 0 | 14 | 33.3 | 100.0 | 4.7 | |
| 12/05 | at L.A. Rams | 1 | 1 | 1 | 0 | 0 | 0 | 0 | 0 | 0 | 0 | 0 | 0 | 0 | 7 | 100.0 | 100.0 | 7.0 | |
| 12/12 | at Tennessee | 0 | 0 | 0 | 0 | 0 | 0 | 0 | 0 | 0 | 0 | 0 | 0 | 0 | 0 | 0.0 | 0.0 | 0.0 | |
| 12/19 | Houston | -- | -- | -- | -- | -- | -- | -- | -- | -- | -- | -- | -- | -- | -- | -- | -- | -- | |
| 12/26 | at N.Y. Jets | -- | -- | -- | -- | -- | -- | -- | -- | -- | -- | -- | -- | -- | -- | -- | -- | -- | |
| 01/02 | at New England | -- | -- | -- | -- | -- | -- | -- | -- | -- | -- | -- | -- | -- | -- | -- | -- | -- | |
| 01/09 | Indianapolis | -- | -- | -- | -- | -- | -- | -- | -- | -- | -- | -- | -- | -- | -- | -- | -- | -- | |
| TOTALS | | 18 | 12 | 7 | 2 | 2 | 3 | 3 | 0 | 1 | 0 | 2 | 0 | 0 | 92 | 66.7 | 83.3 | 5.1 | |

| OPPONENT | | | | | | | | | | | | | | | | | | |
|---------------|-----------------|-----------|-----------|-----------|----------|----------|----------|----------|----------|----------|----------|----------|------------|----------|------------|-------------|-------------|----------------|
| Date | Opponent | Pos | TD | PAT | 2-Pt. | Miss PAT | FG | FGA | Blk/MFG | INT | Fum | Dwns | Drive Ends | | | TD% | Pct. | Score Pts/Poss |
| 09/12 | at Houston | 4 | 3 | 3 | 0 | 0 | 1 | 1 | 0 | 0 | 0 | 0 | 0 | 0 | 24 | 75.0 | 100.0 | 6.0 |
| 09/19 | Denver | 2 | 0 | 0 | 0 | 0 | 1 | 1 | 0 | 0 | 0 | 0 | 0 | 1 | 3 | 0.0 | 50.0 | 1.5 |
| 09/26 | Arizona | 3 | 3 | 3 | 0 | 0 | 0 | 0 | 0 | 0 | 0 | 0 | 0 | 0 | 21 | 100.0 | 100.0 | 7.0 |
| 09/30 | at Cincinnati | 1 | 1 | 1 | 0 | 0 | 0 | 0 | 0 | 0 | 0 | 0 | 0 | 0 | 7 | 100.0 | 100.0 | 7.0 |
| 10/10 | Tennessee | 3 | 3 | 2 | 0 | 1 | 0 | 0 | 0 | 0 | 0 | 0 | 0 | 0 | 20 | 100.0 | 100.0 | 6.7 |
| 10/17 | Miami | 4 | 2 | 2 | 0 | 0 | 2 | 2 | 0 | 0 | 0 | 0 | 0 | 0 | 20 | 50.0 | 100.0 | 5.0 |
| 10/31 | at Seattle | 3 | 2 | 2 | 0 | 0 | 1 | 1 | 0 | 0 | 0 | 0 | 0 | 0 | 17 | 66.7 | 100.0 | 5.7 |
| 11/07 | Buffalo | 1 | 0 | 0 | 0 | 0 | 1 | 1 | 0 | 0 | 0 | 0 | 0 | 0 | 3 | 0.0 | 100.0 | 3.0 |
| 11/14 | at Indianapolis | 1 | 1 | 1 | 0 | 0 | 0 | 0 | 0 | 0 | 0 | 0 | 0 | 0 | 7 | 100.0 | 100.0 | 7.0 |
| 11/21 | San Francisco | 2 | 2 | 2 | 0 | 0 | 0 | 0 | 0 | 0 | 0 | 0 | 0 | 0 | 14 | 100.0 | 100.0 | 7.0 |
| 11/28 | Atlanta | 1 | 1 | 1 | 0 | 0 | 0 | 0 | 0 | 0 | 0 | 0 | 0 | 0 | 7 | 100.0 | 100.0 | 7.0 |
| 12/05 | at L.A. Rams | 3 | 3 | 3 | 0 | 0 | 0 | 0 | 0 | 0 | 0 | 0 | 0 | 0 | 21 | 100.0 | 100.0 | 7.0 |
| 12/12 | at Tennessee | 2 | 2 | 2 | 0 | 0 | 0 | 0 | 0 | 0 | 0 | 0 | 0 | 0 | 14 | 100.0 | 100.0 | 7.0 |
| 12/19 | Houston | -- | -- | -- | -- | -- | -- | -- | -- | -- | -- | -- | -- | -- | -- | -- | -- | -- |
| 12/26 | at N.Y. Jets | -- | -- | -- | -- | -- | -- | -- | -- | -- | -- | -- | -- | -- | -- | -- | -- | -- |
| 01/02 | at New England | -- | -- | -- | -- | -- | -- | -- | -- | -- | -- | -- | -- | -- | -- | -- | -- | -- |
| 01/09 | Indianapolis | -- | -- | -- | -- | -- | -- | -- | -- | -- | -- | -- | -- | -- | -- | -- | -- | -- |
| TOTALS | | 30 | 23 | 22 | 0 | 1 | 6 | 6 | 0 | 0 | 0 | 0 | 0 | 1 | 178 | 76.7 | 96.7 | 5.9 |



DRIVE CHARTS

WEEK 14: JAGUARS 0, TITANS 20

DECEMBER 12, 2021

| JAGUARS | | | | | | | | | | | | | TITANS | | | | | | | | | | | | |
|---------|-------|-------|------|-----------|--------|-------|-----|-----|-----|-----|--------|--------------|--------|-------|-------|------|--------------|--------|-------|-----|-----|-----|-----|--------|------------|
| # | RECD | LOST | POSS | OBTAINED | BEGAN | PLAYS | YDS | PEN | NET | 1ST | ENDED | GIVEN UP | # | RECD | LOST | POSS | OBTAINED | BEGAN | PLAYS | YDS | PEN | NET | 1ST | ENDED | GIVEN UP |
| 1 | 10:03 | 05:42 | 4:21 | Kickoff | JAX 25 | 6 | 4 | 0 | 4 | 1 | JAX 29 | Punt | 1 | 15:00 | 10:03 | 4:57 | Kickoff | TEN 26 | 10 | 59 | 15 | 74 | 6 | JAX 5 | Touchdown |
| 2 | 00:37 | 11:14 | 4:23 | Missed FG | JAX 37 | 6 | 29 | -10 | 19 | 1 | TEN 44 | Punt | 2 | 05:42 | 00:37 | 5:05 | Punt | TEN 24 | 9 | 42 | 5 | 47 | 3 | JAX 29 | Missed FG |
| 3 | 03:10 | 00:58 | 2:12 | Kickoff | JAX 25 | 6 | 20 | 0 | 20 | 1 | JAX 45 | Punt | 3 | 11:14 | 03:10 | 8:04 | Punt | TEN 12 | 15 | 57 | 5 | 62 | 5 | JAX 26 | Field Goal |
| 4 | 00:02 | 00:00 | 0:02 | Punt | JAX 48 | 1 | 31 | 0 | 31 | 1 | JAX 48 | End Half | 4 | 00:58 | 00:02 | 0:56 | Punt | TEN 8 | 4 | 4 | 5 | 9 | 1 | TEN 17 | Punt |
| 5 | 15:00 | 12:54 | 2:06 | Kickoff | JAX 25 | 5 | 20 | 0 | 20 | 1 | JAX 45 | Interception | 5 | 12:54 | 10:47 | 2:07 | Interception | TEN 44 | 3 | 8 | 0 | 8 | 0 | JAX 48 | Punt |
| 6 | 10:47 | 08:01 | 2:46 | Punt | JAX 11 | 6 | 16 | 0 | 16 | 1 | JAX 27 | Punt | 6 | 08:01 | 02:51 | 5:10 | Punt | TEN 31 | 11 | 54 | 15 | 69 | 5 | JAX 5 | Touchdown |
| 7 | 02:51 | 00:29 | 2:22 | Kickoff | JAX 15 | 5 | 59 | -10 | 49 | 2 | TEN 36 | Interception | 7 | 00:29 | 11:59 | 3:30 | Interception | TEN 33 | 5 | 8 | 0 | 8 | 1 | TEN 41 | Punt |
| 8 | 11:59 | 10:50 | 1:09 | Punt | JAX 29 | 3 | 7 | -5 | 2 | 0 | JAX 31 | Interception | 8 | 10:50 | 09:12 | 1:38 | Interception | TEN 18 | 3 | 2 | 0 | 2 | 0 | TEN 20 | Punt |
| 9 | 09:12 | 06:55 | 2:17 | Punt | JAX 41 | 7 | -2 | 0 | -2 | 1 | JAX 39 | Punt | 9 | 06:55 | 04:24 | 2:31 | Punt | TEN 17 | 5 | 19 | 0 | 19 | 1 | TEN 36 | Punt |
| 10 | 04:24 | 03:32 | 0:52 | Punt | JAX 18 | 2 | 3 | -9 | -6 | 0 | JAX 12 | Interception | 10 | 03:32 | 02:20 | 1:12 | Interception | JAX 14 | 4 | 13 | -10 | 3 | 0 | JAX 11 | Field Goal |
| 11 | 02:20 | 01:47 | 0:33 | Kickoff | JAX 25 | 4 | 5 | 0 | 5 | 0 | JAX 27 | Downs | 11 | 01:47 | 00:00 | 1:47 | Downs | JAX 30 | 3 | -3 | 0 | -3 | 0 | JAX 32 | End Game |



INDIVIDUAL GAME-BY-GAME STATS: RUSHING

| RUSHING: | | JAMES ROBINSON | | | | | CARLOS HYDE | | | | | TREVOR LAWRENCE | | | | |
|---------------|-----------------|----------------|------------|------------|-----------|----------|-------------|------------|------------|-----------|----------|-----------------|------------|------------|-----------|----------|
| DATE | OPP. | NO. | YDS | AVG | LG | TD | NO. | YDS | AVG | LG | TD | NO. | YDS | AVG | LG | TD |
| 09/12 | at Houston | 5 | 25 | 5.0 | 7 | 0 | 9 | 44 | 4.9 | 13 | 0 | 1 | -2 | -2.0 | -2 | 0 |
| 09/19 | Denver | 11 | 47 | 4.3 | 12 | 0 | 2 | 7 | 3.5 | 6 | 0 | 2 | 21 | 10.5 | 11 | 0 |
| 09/26 | Arizona | 15 | 88 | 5.9 | 21 | 1 | 8 | 44 | 5.5 | 18 | 0 | 6 | 27 | 4.5 | 10 | 0 |
| 09/30 | at Cincinnati | 18 | 78 | 4.3 | 20 | 2 | INACTIVE | | | | | 8 | 36 | 4.5 | 11 | 1 |
| 10/10 | Tennessee | 18 | 149 | 8.3 | 58 | 1 | 5 | 13 | 2.6 | 7 | 0 | 7 | 28 | 4.0 | 8 | 1 |
| 10/17 | Miami | 17 | 73 | 4.3 | 24 | 1 | 0 | 0 | 0.0 | -- | 0 | 2 | 11 | 5.5 | 12 | 0 |
| 10/31 | at Seattle | 4 | 22 | 5.5 | 14 | 0 | 9 | 32 | 3.6 | 7 | 0 | 3 | 11 | 3.7 | 8 | 0 |
| 11/07 | Buffalo | INACTIVE | | | | | 21 | 67 | 3.2 | 15 | 0 | 3 | 4 | 1.3 | 3 | 0 |
| 11/14 | at Indianapolis | 12 | 57 | 4.8 | 18 | 1 | 2 | 4 | 2.0 | 5 | 0 | 5 | 33 | 6.6 | 12 | 0 |
| 11/21 | San Francisco | 12 | 29 | 2.4 | 7 | 1 | 0 | 0 | 0.0 | -- | 0 | 3 | 23 | 7.7 | 10 | 0 |
| 11/28 | Atlanta | 17 | 86 | 5.1 | 12 | 0 | 6 | 16 | 2.7 | 8 | 0 | 5 | 39 | 7.8 | 10 | 0 |
| 12/05 | at L.A. Rams | 8 | 24 | 3.0 | 13 | 0 | 9 | 24 | 2.7 | 10 | 1 | 4 | 10 | 2.5 | 9 | 0 |
| 12/12 | at Tennessee | 6 | 4 | 0.7 | 5 | 0 | 1 | 2 | 2.0 | 2 | 0 | 1 | 2 | 2.0 | 2 | 0 |
| 12/19 | Houston | | | | | | | | | | | | | | | |
| 12/26 | at N.Y. Jets | | | | | | | | | | | | | | | |
| 01/02 | at New England | | | | | | | | | | | | | | | |
| 01/09 | Indianapolis | | | | | | | | | | | | | | | |
| TOTALS | | 143 | 682 | 4.8 | 58 | 7 | 72 | 253 | 3.5 | 18 | 1 | 50 | 243 | 4.9 | 12 | 2 |

| RUSHING: | | JAMAL AGNEW | | | | | LAVISKA SHENAULT JR. | | | | | DARE OGUNBOWALE | | | | |
|---------------|-----------------|-----------------|------------|-------------|------------|----------|----------------------|-----------|------------|-----------|----------|-----------------|-----------|------------|----------|----------|
| DATE | OPP. | NO. | YDS | AVG | LG | TD | NO. | YDS | AVG | LG | TD | NO. | YDS | AVG | LG | TD |
| 09/12 | at Houston | 0 | 0 | 0.0 | -- | 0 | 1 | 9 | 9.0 | 9 | 0 | 0 | 0 | 0.0 | -- | 0 |
| 09/19 | Denver | 0 | 0 | 0.0 | -- | 0 | 1 | 0 | 0.0 | -- | 0 | 0 | 0 | 0.0 | -- | 0 |
| 09/26 | Arizona | 0 | 0 | 0.0 | -- | 0 | 0 | 0 | 0.0 | -- | 0 | 0 | 0 | 0.0 | -- | 0 |
| 09/30 | at Cincinnati | 1 | 11 | 11.0 | 11 | 0 | 1 | 11 | 11.0 | 11 | 0 | 2 | 3 | 1.5 | 2 | 0 |
| 10/10 | Tennessee | 1 | 8 | 8.0 | 8 | 0 | 0 | 0 | 0.0 | -- | 0 | 0 | 0 | 0.0 | -- | 0 |
| 10/17 | Miami | 0 | 0 | 0.0 | -- | 0 | 0 | 0 | 0.0 | -- | 0 | 0 | 0 | 0.0 | -- | 0 |
| 10/31 | at Seattle | 0 | 0 | 0.0 | -- | 0 | 1 | 8 | 8.0 | 8 | 0 | 2 | 9 | 4.5 | 5 | 0 |
| 11/07 | Buffalo | 1 | 11 | 11.0 | 11 | 0 | 1 | -4 | -4.0 | -4 | 0 | 1 | 1 | 1.0 | 1 | 0 |
| 11/14 | at Indianapolis | 3 | 79 | 26.3 | 66t | 1 | 2 | 6 | 3.0 | 5 | 0 | 0 | 0 | 0.0 | -- | 0 |
| 11/21 | San Francisco | 1 | 2 | 2.0 | 2 | 0 | 0 | 0 | 0.0 | -- | 0 | 0 | 0 | 0.0 | -- | 0 |
| 11/28 | Atlanta | INJURED RESERVE | | | | | 0 | 0 | 0.0 | -- | 0 | 0 | 0 | 0.0 | -- | 0 |
| 12/05 | at L.A. Rams | INJURED RESERVE | | | | | 3 | 1 | 0.3 | 3 | 0 | 0 | 0 | 0.0 | -- | 0 |
| 12/12 | at Tennessee | INJURED RESERVE | | | | | 0 | 0 | 0.0 | -- | 0 | 0 | 0 | 0.0 | -- | 0 |
| 12/19 | Houston | | | | | | | | | | | | | | | |
| 12/26 | at N.Y. Jets | | | | | | | | | | | | | | | |
| 01/02 | at New England | | | | | | | | | | | | | | | |
| 01/09 | Indianapolis | | | | | | | | | | | | | | | |
| TOTALS | | 7 | 111 | 15.9 | 66T | 1 | 10 | 31 | 3.1 | 11 | 0 | 5 | 13 | 2.6 | 5 | 0 |

| RUSHING: | | C.J. BEATHARD | | | | |
|---------------|-----------------|---------------------------|----------|------------|----------|----------|
| DATE | OPP. | NO. | YDS | AVG | LG | TD |
| 09/12 | at Houston | DID NOT PLAY (NON-INJURY) | | | | |
| 09/19 | Denver | DID NOT PLAY (NON-INJURY) | | | | |
| 09/26 | Arizona | DID NOT PLAY (NON-INJURY) | | | | |
| 09/30 | at Cincinnati | DID NOT PLAY (NON-INJURY) | | | | |
| 10/10 | Tennessee | DID NOT PLAY (NON-INJURY) | | | | |
| 10/17 | Miami | DID NOT PLAY (NON-INJURY) | | | | |
| 10/31 | at Seattle | DID NOT PLAY (NON-INJURY) | | | | |
| 11/07 | Buffalo | 0 | 0 | 0.0 | -- | 0 |
| 11/14 | at Indianapolis | DID NOT PLAY (NON-INJURY) | | | | |
| 11/21 | San Francisco | DID NOT PLAY (NON-INJURY) | | | | |
| 11/28 | Atlanta | DID NOT PLAY (NON-INJURY) | | | | |
| 12/05 | at L.A. Rams | 1 | 2 | 2.0 | 2 | 0 |
| 12/12 | at Tennessee | DID NOT PLAY (NON-INJURY) | | | | |
| 12/19 | Houston | | | | | |
| 12/26 | at N.Y. Jets | | | | | |
| 01/02 | at New England | | | | | |
| 01/09 | Indianapolis | | | | | |
| TOTALS | | 1 | 2 | 2.0 | 2 | 0 |



INDIVIDUAL GAME-BY-GAME STATS: RECEIVING

| RECEIVING: | | MARVIN JONES JR. | | | | | LAVISKA SHENAULT JR. | | | | | DAN ARNOLD | | | | |
|---------------|-----------------|------------------|------------|-------------|-----------|----------|----------------------|------------|------------|-----------|----------|-----------------|------------|-------------|-----------|----------|
| DATE | OPP. | NO. | YDS | AVG | LG | TD | NO. | YDS | AVG | LG | TD | NO. | YDS | AVG | LG | TD |
| 09/12 | at Houston | 5 | 77 | 15.4 | 33 | 1 | 7 | 50 | 7.1 | 14 | 0 | Panthers | | | | |
| 09/19 | Denver | 6 | 55 | 9.2 | 25t | 1 | 2 | -3 | -1.5 | 5 | 0 | Panthers | | | | |
| 09/26 | Arizona | 6 | 62 | 10.3 | 14 | 0 | 4 | 48 | 12.0 | 20 | 0 | Panthers | | | | |
| 09/30 | at Cincinnati | 3 | 24 | 8.0 | 10 | 0 | 6 | 99 | 16.5 | 52 | 0 | 2 | 29 | 14.5 | 17 | 0 |
| 10/10 | Tennessee | 1 | 25 | 25.0 | 25 | 0 | 1 | 58 | 58.0 | 58 | 0 | 6 | 64 | 10.7 | 18 | 0 |
| 10/17 | Miami | 7 | 100 | 14.3 | 28t | 1 | 6 | 54 | 9.0 | 12 | 0 | 2 | 27 | 13.5 | 19 | 0 |
| 10/31 | at Seattle | 5 | 35 | 7.0 | 13 | 0 | 2 | 13 | 6.5 | 7 | 0 | 8 | 68 | 8.5 | 11 | 0 |
| 11/07 | Buffalo | 3 | 21 | 7.0 | 12 | 0 | 4 | 24 | 6.0 | 9 | 0 | 4 | 60 | 15.0 | 28 | 0 |
| 11/14 | at Indianapolis | 2 | 35 | 17.5 | 23 | 0 | 3 | 15 | 5.0 | 6 | 0 | 5 | 67 | 13.4 | 24 | 0 |
| 11/21 | San Francisco | 4 | 52 | 13.0 | 22 | 0 | 5 | 50 | 10.0 | 16 | 0 | 0 | 0 | 0.0 | -- | 0 |
| 11/28 | Atlanta | 4 | 43 | 10.8 | 21 | 0 | 5 | 33 | 6.6 | 24 | 0 | 1 | 9 | 9.0 | 9 | 0 |
| 12/05 | at L.A. Rams | 2 | 11 | 5.5 | 6 | 0 | 3 | 30 | 10.0 | 17 | 0 | INJURED RESERVE | | | | |
| 12/12 | at Tennessee | 6 | 70 | 11.7 | 31 | 0 | 4 | 34 | 8.5 | 14 | 0 | INJURED RESERVE | | | | |
| 12/19 | Houston | | | | | | | | | | | | | | | |
| 12/26 | at N.Y. Jets | | | | | | | | | | | | | | | |
| 01/02 | at New England | | | | | | | | | | | | | | | |
| 01/09 | Indianapolis | | | | | | | | | | | | | | | |
| TOTALS | | 54 | 610 | 11.3 | 33 | 3 | 52 | 505 | 9.7 | 58 | 0 | 28 | 324 | 11.6 | 28 | 0 |

| RECEIVING: | | JAMAL AGNEW | | | | | LAQUON TREADWELL | | | | | JAMES ROBINSON | | | | |
|---------------|-----------------|-----------------|------------|------------|-----------|----------|------------------|------------|-------------|-----------|----------|----------------|------------|------------|-----------|----------|
| DATE | OPP. | NO. | YDS | AVG | LG | TD | NO. | YDS | AVG | LG | TD | NO. | YDS | AVG | LG | TD |
| 09/12 | at Houston | 0 | 0 | 0.0 | -- | 0 | PRACTICE SQUAD | | | | | 3 | 29 | 9.7 | 15 | 0 |
| 09/19 | Denver | 0 | 0 | 0.0 | -- | 0 | 0 | 0 | 0.0 | -- | 0 | 3 | 17 | 5.7 | 13 | 0 |
| 09/26 | Arizona | 0 | 0 | 0.0 | -- | 0 | PRACTICE SQUAD | | | | | 6 | 46 | 7.7 | 13 | 0 |
| 09/30 | at Cincinnati | 1 | 27 | 27.0 | 27 | 0 | PRACTICE SQUAD | | | | | 1 | -2 | -2.0 | -2 | 0 |
| 10/10 | Tennessee | 6 | 41 | 6.8 | 8 | 0 | PRACTICE SQUAD | | | | | 1 | -2 | -2.0 | -2 | 0 |
| 10/17 | Miami | 5 | 78 | 15.6 | 29 | 0 | PRACTICE SQUAD | | | | | 3 | 28 | 9.3 | 11 | 0 |
| 10/31 | at Seattle | 6 | 38 | 6.3 | 9t | 1 | PRACTICE SQUAD | | | | | 1 | 17 | 17.0 | 17 | 0 |
| 11/07 | Buffalo | 3 | 27 | 9.0 | 23 | 0 | PRACTICE SQUAD | | | | | INACTIVE | | | | |
| 11/14 | at Indianapolis | 0 | 0 | 0.0 | -- | 0 | 1 | 18 | 18.0 | 18 | 0 | 4 | 27 | 6.8 | 9 | 0 |
| 11/21 | San Francisco | 3 | 18 | 6.0 | 8 | 0 | 1 | 11 | 11.0 | 11 | 0 | 2 | 9 | 4.5 | 6 | 0 |
| 11/28 | Atlanta | INJURED RESERVE | | | | | 4 | 53 | 13.3 | 20 | 0 | 3 | 29 | 9.7 | 26 | 0 |
| 12/05 | at L.A. Rams | INJURED RESERVE | | | | | 4 | 62 | 15.5 | 28 | 0 | 1 | 11 | 11.0 | 11 | 0 |
| 12/12 | at Tennessee | INJURED RESERVE | | | | | 4 | 68 | 17.0 | 41 | 0 | 0 | 0 | 0.0 | -- | 0 |
| 12/19 | Houston | | | | | | | | | | | | | | | |
| 12/26 | at N.Y. Jets | | | | | | | | | | | | | | | |
| 01/02 | at New England | | | | | | | | | | | | | | | |
| 01/09 | Indianapolis | | | | | | | | | | | | | | | |
| TOTALS | | 24 | 229 | 9.5 | 29 | 1 | 14 | 212 | 15.1 | 41 | 0 | 28 | 209 | 7.5 | 26 | 0 |

| RECEIVING: | | DJ CHARK JR. | | | | | JAMES O'SHAUGHNESSY | | | | | TAVON AUSTIN | | | | |
|---------------|-----------------|-----------------|------------|-------------|------------|----------|---|------------|------------|-----------|----------|-----------------|------------|------------|-----------|----------|
| DATE | OPP. | NO. | YDS | AVG | LG | TD | NO. | YDS | AVG | LG | TD | NO. | YDS | AVG | LG | TD |
| 09/12 | at Houston | 3 | 86 | 28.7 | 41t | 1 | 6 | 48 | 8.0 | 22 | 0 | INJURED RESERVE | | | | |
| 09/19 | Denver | 1 | 19 | 19.0 | 19 | 0 | 1 | 24 | 24.0 | 24 | 0 | INJURED RESERVE | | | | |
| 09/26 | Arizona | 3 | 49 | 16.3 | 25 | 1 | INJURED RESERVE | | | | | INJURED RESERVE | | | | |
| 09/30 | at Cincinnati | 0 | 0 | 0.0 | -- | 0 | INJURED RESERVE | | | | | 1 | 8 | 8.0 | 8 | 0 |
| 10/10 | Tennessee | INJURED RESERVE | | | | | INJURED RESERVE | | | | | 5 | 54 | 10.8 | 22 | 0 |
| 10/17 | Miami | INJURED RESERVE | | | | | INJURED RESERVE | | | | | 0 | 0 | 0.0 | -- | 0 |
| 10/31 | at Seattle | INJURED RESERVE | | | | | INJURED RESERVE | | | | | 1 | 5 | 5.0 | 5 | 0 |
| 11/07 | Buffalo | INJURED RESERVE | | | | | INJURED RESERVE | | | | | 0 | 0 | 0.0 | -- | 0 |
| 11/14 | at Indianapolis | INJURED RESERVE | | | | | INJURED RESERVE | | | | | 0 | 0 | 0.0 | -- | 0 |
| 11/21 | San Francisco | INJURED RESERVE | | | | | INJURED RESERVE - DESIGNATED FOR RETURN | | | | | 1 | 18 | 18.0 | 18 | 0 |
| 11/28 | Atlanta | INJURED RESERVE | | | | | 3 | 29 | 9.7 | 21 | 0 | 2 | 21 | 10.5 | 14 | 1 |
| 12/05 | at L.A. Rams | INJURED RESERVE | | | | | 2 | 13 | 6.5 | 7 | 0 | 1 | 9 | 9.0 | 9 | 0 |
| 12/12 | at Tennessee | INJURED RESERVE | | | | | 4 | 21 | 5.3 | 7 | 0 | 3 | 17 | 5.7 | 7 | 0 |
| 12/19 | Houston | | | | | | | | | | | | | | | |
| 12/26 | at N.Y. Jets | | | | | | | | | | | | | | | |
| 01/02 | at New England | | | | | | | | | | | | | | | |
| 01/09 | Indianapolis | | | | | | | | | | | | | | | |
| TOTALS | | 7 | 154 | 22.0 | 41T | 2 | 16 | 135 | 8.4 | 24 | 0 | 14 | 132 | 9.4 | 22 | 1 |



INDIVIDUAL GAME-BY-GAME STATS: RECEIVING

| RECEIVING: | | CARLOS HYDE | | | | | CHRIS MANHERTZ | | | | | LUKE FARRELL | | | | |
|---------------|-----------------|-------------|-----------|------------|----------|----------|----------------|-----------|-------------|------------|----------|--------------|-----------|------------|-----------|----------|
| DATE | OPP. | NO. | YDS | AVG | LG | TD | NO. | YDS | AVG | LG | TD | NO. | YDS | AVG | LG | TD |
| 09/12 | at Houston | 2 | 14 | 7.0 | 9 | 0 | 1 | 22 | 22.0 | 22t | 1 | 0 | 0 | 0.0 | -- | 0 |
| 09/19 | Denver | 0 | 0 | 0.0 | -- | 0 | 0 | 0 | 0.0 | -- | 0 | 1 | 6 | 6.0 | 6 | 0 |
| 09/26 | Arizona | 0 | 0 | 0.0 | -- | 0 | 0 | 0 | 0.0 | -- | 0 | 1 | -1 | -1.0 | -1 | 0 |
| 09/30 | at Cincinnati | INACTIVE | | | | | 1 | 7 | 7.0 | 7 | 0 | 1 | 7 | 7.0 | 7 | 0 |
| 10/10 | Tennessee | 0 | 0 | 0.0 | -- | 0 | 0 | 0 | 0.0 | -- | 0 | 1 | 13 | 13.0 | 13 | 0 |
| 10/17 | Miami | 0 | 0 | 0.0 | -- | 0 | 1 | 11 | 11.0 | 11 | 0 | 1 | 21 | 21.0 | 21 | 0 |
| 10/31 | at Seattle | 6 | 40 | 6.7 | 9 | 0 | 0 | 0 | 0.0 | -- | 0 | 1 | 3 | 3.0 | 3 | 0 |
| 11/07 | Buffalo | 1 | 6 | 6.0 | 6 | 0 | 1 | 9 | 9.0 | 9 | 0 | 0 | 0 | 0.0 | -- | 0 |
| 11/14 | at Indianapolis | 1 | 0 | 0.0 | -- | 0 | 0 | 0 | 0.0 | -- | 0 | 0 | 0 | 0.0 | -- | 0 |
| 11/21 | San Francisco | 0 | 0 | 0.0 | -- | 0 | 0 | 0 | 0.0 | -- | 0 | 0 | 0 | 0.0 | -- | 0 |
| 11/28 | Atlanta | 0 | 0 | 0.0 | -- | 0 | 1 | 11 | 11.0 | 11 | 0 | INACTIVE | | | | |
| 12/05 | at L.A. Rams | 1 | -1 | -1.0 | -1 | 0 | 0 | 0 | 0.0 | -- | 0 | 0 | 0 | 0.0 | -- | 0 |
| 12/12 | at Tennessee | 1 | 6 | 6.0 | 6 | 0 | 0 | 0 | 0.0 | -- | 0 | 0 | 0 | 0.0 | -- | 0 |
| 12/19 | Houston | | | | | | | | | | | | | | | |
| 12/26 | at N.Y. Jets | | | | | | | | | | | | | | | |
| 01/02 | at New England | | | | | | | | | | | | | | | |
| 01/09 | Indianapolis | | | | | | | | | | | | | | | |
| TOTALS | | 12 | 65 | 5.4 | 9 | 0 | 5 | 60 | 12.0 | 22T | 1 | 6 | 49 | 8.2 | 21 | 0 |

| RECEIVING: | | DARE OGUNBOWALE | | | | | JACOB HOLLISTER | | | | | TYRON JOHNSON | | | | |
|---------------|-----------------|-----------------|-----------|------------|-----------|----------|-----------------|-----------|------------|----------|----------|---------------------------|-----------|------------|-----------|----------|
| DATE | OPP. | NO. | YDS | AVG | LG | TD | NO. | YDS | AVG | LG | TD | NO. | YDS | AVG | LG | TD |
| 09/12 | at Houston | 0 | 0 | 0.0 | -- | 0 | INACTIVE | | | | | 1 | 6 | 6.0 | 6 | 0 |
| 09/19 | Denver | 0 | 0 | 0.0 | -- | 0 | INACTIVE | | | | | 0 | 0 | 0.0 | -- | 0 |
| 09/26 | Arizona | 0 | 0 | 0.0 | -- | 0 | 2 | 15 | 7.5 | 9 | 0 | 0 | 0 | 0.0 | -- | 0 |
| 09/30 | at Cincinnati | 0 | 0 | 0.0 | -- | 0 | 1 | 5 | 5.0 | 5 | 0 | 0 | 0 | 0.0 | -- | 0 |
| 10/10 | Tennessee | 1 | 19 | 19.0 | 19 | 0 | 1 | 1 | 1.0 | 1t | 1 | DID NOT PLAY (NON-INJURY) | | | | |
| 10/17 | Miami | 0 | 0 | 0.0 | -- | 0 | 0 | 0 | 0.0 | -- | 0 | INACTIVE | | | | |
| 10/31 | at Seattle | 1 | 9 | 9.0 | 9 | 0 | INACTIVE | | | | | 1 | 10 | 10.0 | 10 | 0 |
| 11/07 | Buffalo | 1 | 4 | 4.0 | 4 | 0 | INACTIVE | | | | | INACTIVE | | | | |
| 11/14 | at Indianapolis | 0 | 0 | 0.0 | -- | 0 | INACTIVE | | | | | INACTIVE | | | | |
| 11/21 | San Francisco | 0 | 0 | 0.0 | -- | 0 | INACTIVE | | | | | NOT ON ROSTER | | | | |
| 11/28 | Atlanta | 0 | 0 | 0.0 | -- | 0 | INACTIVE | | | | | NOT ON ROSTER | | | | |
| 12/05 | at L.A. Rams | 0 | 0 | 0.0 | -- | 0 | INACTIVE | | | | | NOT ON ROSTER | | | | |
| 12/12 | at Tennessee | 2 | 5 | 2.5 | 3 | 0 | INACTIVE | | | | | NOT ON ROSTER | | | | |
| 12/19 | Houston | | | | | | | | | | | | | | | |
| 12/26 | at N.Y. Jets | | | | | | | | | | | | | | | |
| 01/02 | at New England | | | | | | | | | | | | | | | |
| 01/09 | Indianapolis | | | | | | | | | | | | | | | |
| TOTALS | | 5 | 37 | 7.4 | 19 | 0 | 4 | 21 | 5.3 | 9 | 1 | 2 | 16 | 8.0 | 10 | 0 |

| RECEIVING: | | JAYDON MICKENS | | | | |
|---------------|-----------------|----------------|-----------|------------|-----------|----------|
| DATE | OPP. | NO. | YDS | AVG | LG | TD |
| 09/12 | at Houston | Buccaneers | | | | |
| 09/19 | Denver | Buccaneers | | | | |
| 09/26 | Arizona | Buccaneers | | | | |
| 09/30 | at Cincinnati | Buccaneers | | | | |
| 10/10 | Tennessee | Buccaneers | | | | |
| 10/17 | Miami | Buccaneers | | | | |
| 10/31 | at Seattle | Buccaneers | | | | |
| 11/07 | Buffalo | Buccaneers | | | | |
| 11/14 | at Indianapolis | Buccaneers | | | | |
| 11/21 | San Francisco | Buccaneers | | | | |
| 11/28 | Atlanta | Buccaneers | | | | |
| 12/05 | at L.A. Rams | 2 | 10 | 5.0 | 12 | 0 |
| 12/12 | at Tennessee | 0 | 0 | 0.0 | -- | 0 |
| 12/19 | Houston | | | | | |
| 12/26 | at N.Y. Jets | | | | | |
| 01/02 | at New England | | | | | |
| 01/09 | Indianapolis | | | | | |
| TOTALS | | 2 | 10 | 5.0 | 12 | 0 |



GAME-BY-GAME TEAM OFFENSE

| 2021 REGULAR SEASON JAGUARS GAME-BY-GAME OFFENSE | | | | | | | | | | | | | | | | | | |
|--|--------|--------|--------|-------|-------|-------|-------|--------|-------|--------|-------|-------|-------|-------|-------|-------|-------|--------|
| | 09/12 | 09/19 | 09/26 | 09/30 | 10/10 | 10/17 | 10/31 | 11/07 | 11/14 | 11/21 | 11/28 | 12/05 | 12/12 | 12/19 | 12/26 | 01/02 | 01/09 | Totals |
| | @ | | | @ | | | @ | | @ | | | @ | @ | | @ | @ | | |
| | HOU | DEN | ARI | CIN | TEN | MIA | SEA | BUF | IND | SF | ATL | LAR | TEN | HOU | NYJ | NE | IND | |
| FIRST DOWNS | | | | | | | | | | | | | | | | | | |
| Total | 20 | 12 | 20 | 21 | 24 | 21 | 20 | 16 | 15 | 14 | 20 | 14 | 9 | | | | | 226 |
| Rushing | 5 | 3 | 9 | 12 | 9 | 4 | 2 | 5 | 6 | 5 | 7 | 3 | 0 | | | | | 70 |
| Passing | 13 | 6 | 10 | 8 | 12 | 16 | 17 | 5 | 7 | 8 | 13 | 7 | 9 | | | | | 131 |
| Penalty | 2 | 3 | 1 | 1 | 3 | 1 | 1 | 6 | 2 | 1 | 0 | 4 | 0 | | | | | 25 |
| THIRD DOWNS | | | | | | | | | | | | | | | | | | |
| Attempts | 11 | 11 | 11 | 12 | 10 | 12 | 14 | 13 | 15 | 11 | 16 | 12 | 13 | | | | | 161 |
| Converted | 3 | 4 | 2 | 6 | 3 | 3 | 5 | 2 | 5 | 5 | 9 | 5 | 5 | | | | | 57 |
| Percentage | 27.3% | 36.4% | 18.2% | 50.0% | 30.0% | 25.0% | 35.7% | 15.4% | 33.3% | 45.5% | 56.3% | 41.7% | 38.5% | | | | | 35.4% |
| FOURTH DOWNS | | | | | | | | | | | | | | | | | | |
| Attempts | 1 | 1 | 1 | 2 | 3 | 3 | 4 | 2 | 0 | 1 | 2 | 2 | 2 | | | | | 24 |
| Converted | 1 | 1 | 1 | 1 | 1 | 2 | 1 | 2 | 0 | 1 | 0 | 1 | 1 | | | | | 13 |
| Percentage | 100.0% | 100.0% | 100.0% | 50.0% | 33.3% | 66.7% | 25.0% | 100.0% | 0 | 100.0% | 0.0% | 50.0% | 50.0% | | | | | 54.2% |
| TOT. OFFENSE | | | | | | | | | | | | | | | | | | |
| Net Yards | 395 | 189 | 361 | 341 | 454 | 396 | 309 | 218 | 331 | 200 | 357 | 197 | 192 | | | | | 3,940 |
| Plays | 68 | 50 | 66 | 55 | 66 | 62 | 74 | 57 | 62 | 44 | 71 | 55 | 51 | | | | | 781 |
| Avg./Play | 5.8 | 3.8 | 5.5 | 6.2 | 6.9 | 6.4 | 4.2 | 3.8 | 5.3 | 4.5 | 5.0 | 3.6 | 3.8 | | | | | 5.0 |
| RUSHING | | | | | | | | | | | | | | | | | | |
| Net Yards | 76 | 75 | 159 | 139 | 198 | 84 | 82 | 79 | 179 | 54 | 141 | 61 | 8 | | | | | 1,335 |
| Rush. Att. | 16 | 16 | 29 | 30 | 31 | 19 | 19 | 27 | 24 | 16 | 28 | 25 | 8 | | | | | 288 |
| Avg./Att. | 4.8 | 4.7 | 5.5 | 4.6 | 6.4 | 4.4 | 4.3 | 2.9 | 7.5 | 3.4 | 5.0 | 2.4 | 1.0 | | | | | 4.6 |
| PASSING | | | | | | | | | | | | | | | | | | |
| Net Yards | 319 | 114 | 202 | 202 | 256 | 312 | 227 | 139 | 152 | 146 | 216 | 136 | 184 | | | | | 2,605 |
| Attempts | 51 | 33 | 34 | 24 | 33 | 41 | 54 | 28 | 35 | 25 | 42 | 28 | 40 | | | | | 468 |
| Completions | 28 | 14 | 22 | 17 | 23 | 25 | 32 | 17 | 16 | 16 | 23 | 16 | 24 | | | | | 273 |
| Intercepted | 3 | 2 | 2 | 0 | 1 | 0 | 1 | 0 | 0 | 0 | 1 | 0 | 4 | | | | | 14 |
| Gross Yards | 332 | 118 | 219 | 204 | 273 | 319 | 238 | 151 | 162 | 158 | 228 | 145 | 221 | | | | | 2,768 |
| Sacked | 1.0 | 1.0 | 3.0 | 1.0 | 2.0 | 2.0 | 1.0 | 2.0 | 3.0 | 3.0 | 1.0 | 2.0 | 3.0 | | | | | 25.0 |
| Yards Lost | 13 | 4 | 17 | 2 | 17 | 7 | 11 | 12 | 10 | 12 | 12 | 9 | 37 | | | | | 163 |
| ADVANCES | | | | | | | | | | | | | | | | | | |
| Rushes | 16 | 16 | 29 | 30 | 31 | 19 | 19 | 27 | 24 | 16 | 28 | 25 | 8 | | | | | 288 |
| Completions | 28 | 14 | 22 | 17 | 23 | 25 | 32 | 17 | 16 | 16 | 23 | 16 | 24 | | | | | 273 |
| Totals | 44 | 30 | 51 | 47 | 54 | 44 | 51 | 44 | 40 | 32 | 51 | 41 | 32 | | | | | 561 |
| Total Drives | 14 | 10 | 12 | 8 | 11 | 11 | 11 | 10 | 13 | 7 | 10 | 11 | 11 | | | | | 139 |
| PENALTIES | | | | | | | | | | | | | | | | | | |
| Number | 10 | 7 | 4 | 2 | 4 | 8 | 12 | 8 | 8 | 8 | 6 | 3 | 9 | | | | | 89 |
| Yards | 82 | 70 | 40 | 10 | 33 | 54 | 93 | 54 | 79 | 56 | 43 | 39 | 79 | | | | | 732 |
| FUMBLES | | | | | | | | | | | | | | | | | | |
| Number | 1 | 0 | 4 | 1 | 1 | 1 | 0 | 1 | 2 | 2 | 3 | 3 | 0 | | | | | 19 |
| Lost | 0 | 0 | 2 | 0 | 1 | 1 | 0 | 1 | 1 | 2 | 1 | 2 | 0 | | | | | 11 |
| PUNTING | | | | | | | | | | | | | | | | | | |
| Yards | 297 | 227 | 289 | 183 | 80 | 152 | 195 | 180 | 332 | 193 | 130 | 247 | 225 | | | | | 2,730 |
| Punts | 6 | 4 | 6 | 4 | 2 | 4 | 4 | 4 | 8 | 4 | 3 | 5 | 5 | | | | | 59 |
| Net Avg. | 46.7 | 49.5 | 43.7 | 43.5 | 40.0 | 38.0 | 38.8 | 45.0 | 35.7 | 48.0 | 42.3 | 49.4 | 42.4 | | | | | 43.7 |
| Gross Avg. | 49.5 | 56.8 | 48.2 | 45.8 | 40.0 | 38.0 | 48.8 | 45.0 | 41.5 | 48.3 | 43.3 | 49.4 | 45.0 | | | | | 46.3 |
| SCORING | | | | | | | | | | | | | | | | | | |
| Points | 21 | 13 | 19 | 21 | 19 | 23 | 7 | 9 | 17 | 10 | 14 | 7 | 0 | | | | | 180 |
| Q1 | 0 | 7 | 0 | 7 | 6 | 3 | 0 | 3 | 6 | 0 | 0 | 0 | 0 | | | | | 32 |
| Q2 | 7 | 0 | 13 | 7 | 7 | 7 | 0 | 3 | 3 | 3 | 3 | 7 | 0 | | | | | 60 |
| Q3 | 7 | 0 | 6 | 0 | 0 | 7 | 0 | 0 | 0 | 0 | 8 | 0 | 0 | | | | | 28 |
| Q4 | 7 | 6 | 0 | 7 | 6 | 6 | 7 | 3 | 8 | 7 | 3 | 0 | 0 | | | | | 60 |
| OT | 0 | 0 | 0 | 0 | 0 | 0 | 0 | 0 | 0 | 0 | 0 | 0 | 0 | | | | | 0 |
| TD Rushing | 0 | 0 | 1 | 3 | 2 | 1 | 0 | 0 | 2 | 1 | 0 | 1 | 0 | | | | | 11 |
| TD Passing | 3 | 1 | 1 | 0 | 1 | 1 | 1 | 0 | 0 | 0 | 1 | 0 | 0 | | | | | 9 |
| TD KO Returns | 0 | 1 | 0 | 0 | 0 | 0 | 0 | 0 | 0 | 0 | 0 | 0 | 0 | | | | | 1 |
| TD Punt Returns | 0 | 0 | 0 | 0 | 0 | 0 | 0 | 0 | 0 | 0 | 0 | 0 | 0 | | | | | 0 |
| TD Sp. Teams | 0 | 0 | 1 | 0 | 0 | 0 | 0 | 0 | 0 | 0 | 0 | 0 | 0 | | | | | 1 |
| TD Def. Returns | 0 | 0 | 0 | 0 | 0 | 0 | 0 | 0 | 0 | 0 | 0 | 0 | 0 | | | | | 0 |
| FG Attempts | 1 | 2 | 0 | 0 | 1 | 3 | 0 | 4 | 2 | 1 | 2 | 0 | 0 | | | | | 16 |
| FG Made | 0 | 0 | 0 | 0 | 0 | 3 | 0 | 3 | 1 | 1 | 2 | 0 | 0 | | | | | 10 |
| Safety | 0 | 0 | 0 | 0 | 0 | 0 | 0 | 0 | 0 | 0 | 0 | 0 | 0 | | | | | 0 |
| 2-Pt Attempts | 0 | 1 | 0 | 0 | 1 | 0 | 0 | 0 | 1 | 0 | 1 | 0 | 0 | | | | | 4 |
| 2-Pt Made | 0 | 0 | 0 | 0 | 0 | 0 | 0 | 0 | 1 | 0 | 1 | 0 | 0 | | | | | 2 |
| Time of Possession | 24:56 | 21:08 | 27:06 | 28:45 | 28:30 | 27:20 | 31:29 | 29:22 | 27:44 | 21:38 | 29:08 | 26:15 | 23:03 | | | | | 346:24 |



GAME-BY-GAME TEAM DEFENSE

| 2021 REGULAR SEASON JAGUARS GAME-BY-GAME DEFENSE | | | | | | | | | | | | | | | | | | |
|--|-------|--------|--------|-------|--------|-------|--------|-------|-------|--------|-------|--------|-------|-------|-------|-------|-------|---------------|
| | 09/12 | 09/19 | 09/26 | 09/30 | 10/10 | 10/17 | 10/31 | 11/07 | 11/14 | 11/21 | 11/28 | 12/05 | 12/12 | 12/19 | 12/26 | 01/02 | 01/09 | Totals |
| | @ | | | @ | | | @ | | @ | | | @ | @ | | @ | @ | | |
| | HOU | DEN | ARI | CIN | TEN | MIA | SEA | BUF | IND | SF | ATL | LAR | TEN | HOU | NYJ | NE | IND | |
| FIRST DOWNS | | | | | | | | | | | | | | | | | | |
| Total | 22 | 22 | 23 | 21 | 23 | 23 | 17 | 17 | 15 | 25 | 21 | 24 | 22 | | | | | 275 |
| Rushing | 6 | 9 | 8 | 4 | 12 | 4 | 5 | 2 | 5 | 13 | 6 | 7 | 8 | | | | | 89 |
| Passing | 13 | 11 | 14 | 16 | 10 | 18 | 9 | 15 | 9 | 8 | 12 | 15 | 10 | | | | | 160 |
| Penalty | 3 | 2 | 1 | 1 | 1 | 1 | 3 | 0 | 1 | 4 | 3 | 2 | 4 | | | | | 26 |
| THIRD DOWNS | | | | | | | | | | | | | | | | | | |
| Attempts | 21 | 11 | 9 | 9 | 11 | 17 | 10 | 15 | 15 | 12 | 12 | 12 | 15 | | | | | 169 |
| Converted | 12 | 2 | 1 | 5 | 5 | 9 | 3 | 6 | 4 | 6 | 5 | 5 | 6 | | | | | 69 |
| Percentage | 57.1% | 18.2% | 11.1% | 55.6% | 45.5% | 52.9% | 30.0% | 40.0% | 26.7% | 50.0% | 41.7% | 41.7% | 40.0% | | | | | 40.8% |
| FOURTH DOWNS | | | | | | | | | | | | | | | | | | |
| Attempts | 0 | 2 | 2 | 0 | 1 | 2 | 1 | 1 | 0 | 1 | 0 | 1 | 0 | | | | | 11 |
| Converted | 0 | 2 | 2 | 0 | 1 | 1 | 1 | 0 | 0 | 1 | 0 | 1 | 0 | | | | | 9 |
| Percentage | 0 | 100.0% | 100.0% | 0 | 100.0% | 50.0% | 100.0% | 0.0% | 0 | 100.0% | 0 | 100.0% | 0 | | | | | 81.8% |
| TOT. OFFENSE | | | | | | | | | | | | | | | | | | |
| Net Yards | 449 | 398 | 407 | 420 | 368 | 431 | 229 | 301 | 295 | 333 | 332 | 418 | 263 | | | | | 4,644 |
| Plays | 75 | 67 | 64 | 55 | 61 | 68 | 52 | 65 | 62 | 66 | 59 | 66 | 69 | | | | | 829 |
| Avg./Play | 6.0 | 5.9 | 6.4 | 7.6 | 6.0 | 6.3 | 4.4 | 4.6 | 4.8 | 5.0 | 5.6 | 6.3 | 3.8 | | | | | 5.6 |
| RUSHING | | | | | | | | | | | | | | | | | | |
| Net Yards | 160 | 96 | 91 | 78 | 184 | 77 | 69 | 72 | 127 | 171 | 149 | 128 | 102 | | | | | 1,504 |
| Rush. Att. | 41 | 30 | 30 | 22 | 36 | 20 | 25 | 14 | 27 | 42 | 29 | 27 | 34 | | | | | 377 |
| Avg./Att. | 3.9 | 3.2 | 3.0 | 3.5 | 5.1 | 3.9 | 2.8 | 5.1 | 4.7 | 4.1 | 5.1 | 4.7 | 3.0 | | | | | 4.0 |
| PASSING | | | | | | | | | | | | | | | | | | |
| Net Yards | 289 | 302 | 316 | 342 | 184 | 354 | 160 | 229 | 168 | 162 | 183 | 290 | 161 | | | | | 3,140 |
| Attempts | 33 | 34 | 34 | 32 | 22 | 48 | 24 | 47 | 34 | 22 | 29 | 38 | 31 | | | | | 428 |
| Completions | 21 | 26 | 28 | 25 | 14 | 34 | 20 | 31 | 22 | 16 | 19 | 26 | 20 | | | | | 302 |
| Intercepted | 0 | 0 | 1 | 0 | 0 | 1 | 0 | 2 | 0 | 0 | 1 | 0 | 0 | | | | | 5 |
| Gross Yards | 291 | 328 | 316 | 348 | 197 | 354 | 195 | 264 | 180 | 176 | 190 | 295 | 191 | | | | | 3,325 |
| Sacked | 1.0 | 3.0 | 0.0 | 1.0 | 3.0 | 0.0 | 3.0 | 4.0 | 1.0 | 2.0 | 1.0 | 1.0 | 4.0 | | | | | 24.0 |
| Yards Lost | 2 | 26 | 0 | 6 | 13 | 0 | 35 | 35 | 12 | 14 | 7 | 5 | 30 | | | | | 185 |
| ADVANCES | | | | | | | | | | | | | | | | | | |
| Rushes | 41 | 30 | 30 | 22 | 36 | 20 | 25 | 14 | 27 | 42 | 29 | 27 | 34 | | | | | 377 |
| Completions | 21 | 26 | 28 | 25 | 14 | 34 | 20 | 31 | 22 | 16 | 19 | 26 | 20 | | | | | 302 |
| Totals | 62 | 56 | 58 | 47 | 50 | 54 | 45 | 45 | 49 | 58 | 48 | 53 | 54 | | | | | 679 |
| Total Drives | 14 | 11 | 11 | 9 | 9 | 11 | 10 | 9 | 12 | 9 | 10 | 10 | 11 | | | | | 136 |
| PENALTIES | | | | | | | | | | | | | | | | | | |
| Number | 5 | 10 | 7 | 6 | 7 | 7 | 5 | 12 | 7 | 1 | 5 | 7 | 2 | | | | | 81 |
| Yards | 50 | 101 | 58 | 38 | 44 | 55 | 40 | 118 | 47 | 12 | 26 | 47 | 15 | | | | | 651 |
| FUMBLES | | | | | | | | | | | | | | | | | | |
| Number | 1 | 0 | 1 | 0 | 0 | 1 | 0 | 2 | 0 | 1 | 0 | 1 | 1 | | | | | 8 |
| Lost | 0 | 0 | 0 | 0 | 0 | 0 | 0 | 1 | 0 | 0 | 0 | 0 | 0 | | | | | 1 |
| PUNTING | | | | | | | | | | | | | | | | | | |
| Yards | 266 | 180 | 253 | 142 | 170 | 158 | 226 | 148 | 319 | 88 | 224 | 150 | 192 | | | | | 2,516 |
| Punts | 6 | 4 | 5 | 3 | 4 | 4 | 5 | 3 | 7 | 2 | 5 | 3 | 5 | | | | | 56 |
| Net Avg. | 44.2 | 44.5 | 44.6 | 40.7 | 37.5 | 34.5 | 41.8 | 38.0 | 41.3 | 44.0 | 35.0 | 50.0 | 38.4 | | | | | 40.9 |
| Gross Avg. | 44.3 | 45.0 | 50.6 | 47.3 | 42.5 | 39.5 | 45.2 | 49.3 | 45.6 | 44.0 | 44.8 | 50.0 | 38.4 | | | | | 44.9 |
| SCORING | | | | | | | | | | | | | | | | | | |
| Points | 37 | 23 | 31 | 24 | 37 | 20 | 31 | 6 | 23 | 30 | 21 | 37 | 20 | | | | | 340 |
| Q1 | 14 | 3 | 7 | 0 | 7 | 7 | 7 | 3 | 17 | 3 | 7 | 10 | 7 | | | | | 92 |
| Q2 | 13 | 7 | 0 | 0 | 17 | 6 | 10 | 3 | 3 | 17 | 7 | 6 | 3 | | | | | 92 |
| Q3 | 7 | 10 | 17 | 14 | 7 | 0 | 7 | 0 | 0 | 7 | 7 | 14 | 7 | | | | | 97 |
| Q4 | 3 | 3 | 7 | 10 | 6 | 7 | 7 | 0 | 3 | 3 | 0 | 7 | 3 | | | | | 59 |
| OT | 0 | 0 | 0 | 0 | 0 | 0 | 0 | 0 | 0 | 0 | 0 | 0 | 0 | | | | | 0 |
| TD Rushing | 2 | 0 | 3 | 1 | 3 | 0 | 1 | 0 | 1 | 1 | 2 | 1 | 2 | | | | | 17 |
| TD Passing | 2 | 2 | 0 | 2 | 1 | 2 | 2 | 0 | 0 | 2 | 1 | 3 | 0 | | | | | 17 |
| TD KO Returns | 0 | 0 | 0 | 0 | 0 | 0 | 1 | 0 | 0 | 0 | 0 | 0 | 0 | | | | | 1 |
| TD Punt Returns | 0 | 0 | 0 | 0 | 0 | 0 | 0 | 0 | 0 | 0 | 0 | 0 | 0 | | | | | 0 |
| TD Sp. Teams | 0 | 0 | 0 | 0 | 0 | 0 | 0 | 0 | 1 | 0 | 0 | 0 | 0 | | | | | 1 |
| TD Def. Returns | 0 | 0 | 1 | 0 | 1 | 0 | 0 | 0 | 0 | 0 | 0 | 0 | 0 | | | | | 2 |
| FG Attempts | 3 | 3 | 2 | 2 | 1 | 3 | 1 | 2 | 3 | 3 | 0 | 3 | 3 | | | | | 29 |
| FG Made | 3 | 3 | 1 | 1 | 1 | 2 | 1 | 2 | 3 | 3 | 0 | 3 | 2 | | | | | 25 |
| Safety | 0 | 0 | 0 | 0 | 0 | 0 | 0 | 0 | 0 | 0 | 0 | 0 | 0 | | | | | 0 |
| 2-Pt Attempts | 0 | 0 | 0 | 0 | 0 | 0 | 0 | 0 | 0 | 0 | 0 | 0 | 0 | | | | | 0 |
| 2-Pt Made | 0 | 0 | 0 | 0 | 0 | 0 | 0 | 0 | 0 | 0 | 0 | 0 | 0 | | | | | 0 |
| Time of Possession | 35:04 | 38:52 | 32:54 | 31:15 | 31:30 | 32:40 | 28:31 | 30:38 | 32:16 | 38:22 | 30:52 | 33:45 | 36:57 | | | | | 433:36 |



THIRD DOWN EFFICIENCY

| JAGUARS | | | | | | | | | | | | |
|---------------|-----------------|----------------|---------------|---------------|---------------|---------------|--------------|---------------|---------------|--------------|---------------|-----------------|
| Date | Opponent | 3rd & 1 | 3rd & 2 | 3rd & 3 | 3rd & 4 | 3rd & 5 | 3rd & 6 | 3rd & 7 | 3rd & 8 | 3rd & 9 | 3rd & 10+ | Total |
| 09/12 | at Houston | 1 / 1 | 0 / 0 | 0 / 1 | 0 / 0 | 0 / 2 | 1 / 1 | 0 / 1 | 0 / 0 | 0 / 0 | 1 / 5 | 3 / 11 |
| 09/19 | Denver | 0 / 0 | 1 / 1 | 1 / 2 | 1 / 1 | 0 / 1 | 0 / 1 | 0 / 0 | 0 / 0 | 0 / 1 | 1 / 4 | 4 / 11 |
| 09/26 | Arizona | 0 / 1 | 1 / 1 | 0 / 1 | 1 / 3 | 0 / 1 | 0 / 1 | 0 / 1 | 0 / 1 | 0 / 0 | 0 / 1 | 2 / 11 |
| 09/30 | at Cincinnati | 1 / 1 | 3 / 5 | 2 / 2 | 0 / 1 | 0 / 0 | 0 / 0 | 0 / 1 | 0 / 2 | 0 / 0 | 0 / 0 | 6 / 12 |
| 10/10 | Tennessee | 1 / 3 | 0 / 0 | 1 / 1 | 0 / 0 | 0 / 1 | 0 / 0 | 1 / 1 | 0 / 2 | 0 / 0 | 0 / 2 | 3 / 10 |
| 10/17 | Miami | 0 / 1 | 1 / 1 | 0 / 0 | 1 / 1 | 0 / 3 | 0 / 1 | 0 / 0 | 1 / 1 | 0 / 0 | 0 / 4 | 3 / 12 |
| 10/31 | at Seattle | 2 / 2 | 0 / 1 | 1 / 1 | 0 / 0 | 2 / 3 | 0 / 1 | 0 / 2 | 0 / 0 | 0 / 1 | 0 / 3 | 5 / 14 |
| 11/07 | Buffalo | 0 / 0 | 0 / 1 | 0 / 1 | 1 / 2 | 0 / 1 | 0 / 0 | 1 / 2 | 0 / 0 | 0 / 1 | 0 / 5 | 2 / 13 |
| 11/14 | at Indianapolis | 1 / 2 | 0 / 2 | 0 / 1 | 0 / 0 | 0 / 0 | 0 / 0 | 0 / 1 | 0 / 1 | 0 / 3 | 4 / 5 | 5 / 15 |
| 11/21 | San Francisco | 0 / 0 | 2 / 2 | 0 / 0 | 0 / 0 | 0 / 1 | 2 / 3 | 1 / 1 | 0 / 1 | 0 / 0 | 0 / 3 | 5 / 11 |
| 11/28 | Atlanta | 5 / 6 | 0 / 0 | 1 / 2 | 1 / 1 | 0 / 0 | 0 / 0 | 1 / 1 | 0 / 1 | 0 / 0 | 1 / 5 | 9 / 16 |
| 12/05 | at L.A. Rams | 0 / 0 | 0 / 1 | 1 / 1 | 0 / 1 | 0 / 1 | 0 / 1 | 1 / 2 | 1 / 1 | 1 / 2 | 1 / 2 | 5 / 12 |
| 12/12 | at Tennessee | 0 / 0 | 1 / 1 | 0 / 0 | 2 / 3 | 0 / 1 | 0 / 0 | 1 / 2 | 0 / 3 | 0 / 0 | 1 / 3 | 5 / 13 |
| 12/19 | Houston | -- | -- | -- | -- | -- | -- | -- | -- | -- | -- | -- |
| 12/26 | at N.Y. Jets | -- | -- | -- | -- | -- | -- | -- | -- | -- | -- | -- |
| 01/02 | at New England | -- | -- | -- | -- | -- | -- | -- | -- | -- | -- | -- |
| 01/09 | Indianapolis | -- | -- | -- | -- | -- | -- | -- | -- | -- | -- | -- |
| TOTALS | | 11 / 17 | 9 / 16 | 7 / 13 | 7 / 13 | 2 / 15 | 3 / 9 | 6 / 15 | 2 / 13 | 1 / 8 | 9 / 42 | 57 / 161 |
| | | 64.7% | 56.3% | 53.8% | 53.8% | 13.3% | 33.3% | 40.0% | 15.4% | 12.5% | 21.4% | 35.4% |

| OPPONENT | | | | | | | | | | | | |
|---------------|-----------------|----------------|---------------|---------------|----------------|---------------|---------------|---------------|---------------|--------------|---------------|-----------------|
| Date | Opponent | 3rd & 1 | 3rd & 2 | 3rd & 3 | 3rd & 4 | 3rd & 5 | 3rd & 6 | 3rd & 7 | 3rd & 8 | 3rd & 9 | 3rd & 10+ | Total |
| 09/12 | at Houston | 3 / 5 | 2 / 3 | 1 / 2 | 4 / 6 | 1 / 1 | 0 / 1 | 0 / 1 | 0 / 0 | 1 / 1 | 0 / 1 | 12 / 21 |
| 09/19 | Denver | 0 / 2 | 0 / 0 | 0 / 0 | 0 / 1 | 0 / 0 | 1 / 2 | 0 / 0 | 1 / 2 | 0 / 1 | 0 / 3 | 2 / 11 |
| 09/26 | Arizona | 0 / 2 | 0 / 1 | 0 / 0 | 0 / 1 | 0 / 0 | 0 / 0 | 0 / 0 | 0 / 1 | 1 / 1 | 0 / 3 | 1 / 9 |
| 09/30 | at Cincinnati | 1 / 1 | 0 / 1 | 1 / 1 | 1 / 1 | 0 / 0 | 1 / 1 | 0 / 0 | 0 / 1 | 0 / 0 | 1 / 3 | 5 / 9 |
| 10/10 | Tennessee | 0 / 0 | 1 / 1 | 0 / 0 | 2 / 2 | 1 / 1 | 1 / 1 | 0 / 0 | 0 / 1 | 0 / 1 | 0 / 4 | 5 / 11 |
| 10/17 | Miami | 2 / 3 | 0 / 1 | 1 / 1 | 2 / 3 | 0 / 0 | 2 / 5 | 1 / 1 | 0 / 0 | 1 / 1 | 0 / 2 | 9 / 17 |
| 10/31 | at Seattle | 1 / 2 | 0 / 0 | 0 / 0 | 0 / 1 | 1 / 1 | 0 / 0 | 0 / 1 | 1 / 2 | 0 / 0 | 0 / 3 | 3 / 10 |
| 11/07 | Buffalo | 1 / 1 | 1 / 2 | 2 / 3 | 0 / 0 | 0 / 0 | 0 / 1 | 0 / 2 | 0 / 0 | 0 / 0 | 2 / 6 | 6 / 15 |
| 11/14 | at Indianapolis | 0 / 0 | 0 / 0 | 0 / 2 | 1 / 2 | 1 / 1 | 1 / 2 | 1 / 1 | 0 / 1 | 0 / 0 | 0 / 6 | 4 / 15 |
| 11/21 | San Francisco | 2 / 4 | 1 / 2 | 0 / 0 | 0 / 1 | 1 / 2 | 1 / 1 | 0 / 1 | 0 / 0 | 0 / 0 | 1 / 1 | 6 / 12 |
| 11/28 | Atlanta | 0 / 1 | 0 / 1 | 1 / 2 | 2 / 2 | 0 / 0 | 0 / 1 | 0 / 1 | 0 / 0 | 1 / 2 | 1 / 2 | 5 / 12 |
| 12/05 | at L.A. Rams | 1 / 2 | 2 / 3 | 1 / 1 | 0 / 0 | 0 / 1 | 0 / 1 | 1 / 1 | 0 / 0 | 0 / 0 | 0 / 3 | 5 / 12 |
| 12/12 | at Tennessee | 1 / 1 | 0 / 0 | 2 / 2 | 0 / 0 | 1 / 3 | 0 / 2 | 1 / 1 | 0 / 2 | 1 / 1 | 0 / 3 | 6 / 15 |
| 12/19 | Houston | -- | -- | -- | -- | -- | -- | -- | -- | -- | -- | -- |
| 12/26 | at N.Y. Jets | -- | -- | -- | -- | -- | -- | -- | -- | -- | -- | -- |
| 01/02 | at New England | -- | -- | -- | -- | -- | -- | -- | -- | -- | -- | -- |
| 01/09 | Indianapolis | -- | -- | -- | -- | -- | -- | -- | -- | -- | -- | -- |
| TOTALS | | 12 / 24 | 7 / 15 | 9 / 14 | 12 / 20 | 6 / 10 | 7 / 18 | 4 / 10 | 2 / 10 | 5 / 8 | 5 / 40 | 69 / 169 |
| | | 50.0% | 46.7% | 64.3% | 60.0% | 60.0% | 38.9% | 40.0% | 20.0% | 62.5% | 12.5% | 40.8% |



FOURTH DOWN EFFICIENCY

| Date | Opponent | JAGUARS | | | | | | OPPONENT | | | | | | |
|---------------|-----------------|--------------|---------------|--------------|--------------|---------------|----------------|--------------|---------------|--------------|--------------|--------------|---------------|-------|
| | | 4th & 1 | 4th & 2 | 4th & 3 | 4th & 4 | 4th & 5+ | Total | 4th & 1 | 4th & 2 | 4th & 3 | 4th & 4 | 4th & 5+ | Total | |
| 09/12 | at Houston | 0 / 0 | 0 / 0 | 0 / 0 | 0 / 0 | 1 / 1 | 1 / 1 | 0 / 0 | 0 / 0 | 0 / 0 | 0 / 0 | 0 / 0 | 0 / 0 | 0 / 0 |
| 09/19 | Denver | 0 / 0 | 0 / 0 | 0 / 0 | 0 / 0 | 1 / 1 | 1 / 1 | 2 / 2 | 0 / 0 | 0 / 0 | 0 / 0 | 0 / 0 | 0 / 0 | 2 / 2 |
| 09/26 | Arizona | 0 / 0 | 0 / 0 | 0 / 0 | 1 / 1 | 0 / 0 | 1 / 1 | 1 / 1 | 1 / 1 | 0 / 0 | 0 / 0 | 0 / 0 | 0 / 0 | 2 / 2 |
| 09/30 | at Cincinnati | 0 / 1 | 1 / 1 | 0 / 0 | 0 / 0 | 0 / 0 | 1 / 2 | 0 / 0 | 0 / 0 | 0 / 0 | 0 / 0 | 0 / 0 | 0 / 0 | 0 / 0 |
| 10/10 | Tennessee | 1 / 2 | 0 / 0 | 0 / 0 | 0 / 1 | 0 / 0 | 1 / 3 | 0 / 0 | 1 / 1 | 0 / 0 | 0 / 0 | 0 / 0 | 0 / 0 | 1 / 1 |
| 10/17 | Miami | 0 / 1 | 0 / 0 | 0 / 0 | 0 / 0 | 2 / 2 | 2 / 3 | 0 / 1 | 1 / 1 | 0 / 0 | 0 / 0 | 0 / 0 | 0 / 0 | 1 / 2 |
| 10/31 | at Seattle | 0 / 0 | 0 / 0 | 0 / 1 | 0 / 0 | 1 / 3 | 1 / 4 | 1 / 1 | 0 / 0 | 0 / 0 | 0 / 0 | 0 / 0 | 0 / 0 | 1 / 1 |
| 11/07 | Buffalo | 1 / 1 | 1 / 1 | 0 / 0 | 0 / 0 | 0 / 0 | 2 / 2 | 0 / 0 | 0 / 0 | 0 / 0 | 0 / 0 | 0 / 1 | 0 / 1 | 0 / 1 |
| 11/14 | at Indianapolis | 0 / 0 | 0 / 0 | 0 / 0 | 0 / 0 | 0 / 0 | 0 / 0 | 0 / 0 | 0 / 0 | 0 / 0 | 0 / 0 | 0 / 0 | 0 / 0 | 0 / 0 |
| 11/21 | San Francisco | 1 / 1 | 0 / 0 | 0 / 0 | 0 / 0 | 0 / 0 | 1 / 1 | 1 / 1 | 0 / 0 | 0 / 0 | 0 / 0 | 0 / 0 | 0 / 0 | 1 / 1 |
| 11/28 | Atlanta | 0 / 1 | 0 / 0 | 0 / 0 | 0 / 0 | 0 / 1 | 0 / 2 | 0 / 0 | 0 / 0 | 0 / 0 | 0 / 0 | 0 / 0 | 0 / 0 | 0 / 0 |
| 12/05 | at L.A. Rams | 0 / 1 | 1 / 1 | 0 / 0 | 0 / 0 | 0 / 0 | 1 / 2 | 1 / 1 | 0 / 0 | 0 / 0 | 0 / 0 | 0 / 0 | 0 / 0 | 1 / 1 |
| 12/12 | at Tennessee | 0 / 0 | 0 / 0 | 0 / 0 | 0 / 0 | 1 / 2 | 1 / 2 | 0 / 0 | 0 / 0 | 0 / 0 | 0 / 0 | 0 / 0 | 0 / 0 | 0 / 0 |
| 12/19 | Houston | -- | -- | -- | -- | -- | -- | -- | -- | -- | -- | -- | -- | -- |
| 12/26 | at N.Y. Jets | -- | -- | -- | -- | -- | -- | -- | -- | -- | -- | -- | -- | -- |
| 01/02 | at New England | -- | -- | -- | -- | -- | -- | -- | -- | -- | -- | -- | -- | -- |
| 01/09 | Indianapolis | -- | -- | -- | -- | -- | -- | -- | -- | -- | -- | -- | -- | -- |
| TOTALS | | 3 / 8 | 3 / 3 | 0 / 1 | 1 / 2 | 6 / 10 | 13 / 24 | 6 / 7 | 3 / 3 | 0 / 0 | 0 / 0 | 0 / 1 | 9 / 11 | |
| | | 37.5% | 100.0% | 0.0% | 50.0% | 60.0% | 54.2% | 85.7% | 100.0% | 0.0% | 0.0% | 0.0% | 81.8% | |



GAME SUMMARIES



WEEK 1

68,105 ■ NRG Stadium ■ Sep 12, 2021



Jacksonville Jaguars 0 7 7 7 - 21
Houston Texans 14 13 7 3 - 37

SCORING DRIVES

| TEAM | QTR | TIME | SCORING PLAY | JAX | HOU |
|---------|-----|-------|---|-----|-----|
| Texans | 1 | 06:39 | M.Ingram 1 yd. run (J.Slye kick) (14-84, 7:02) | 0 | 7 |
| Texans | 1 | 02:25 | D.Johnson 7 yd. pass from Ty.Taylor (J.Slye kick) (5-55, 2:14) | 0 | 14 |
| Jaguars | 2 | 12:20 | C.Manhertz 22 yd. pass from T.Lawrence (J.Lambo kick) (11-75, 5:05) | 7 | 14 |
| Texans | 2 | 08:07 | J.Slye 40 yd. Field Goal (9-54, 4:13) | 7 | 17 |
| Texans | 2 | 00:59 | J.Slye 26 yd. Field Goal (5-0, 1:18) | 7 | 20 |
| Texans | 2 | 00:08 | D.Amendola 8 yd. pass from Ty.Taylor (J.Slye kick) (4-69, 0:29) | 7 | 27 |
| Texans | 3 | 03:24 | P.Lindsay 5 yd. run (J.Slye kick) (9-68, 4:44) | 7 | 34 |
| Jaguars | 3 | 01:48 | D.Chark 41 yd. pass from T.Lawrence (J.Lambo kick) (4-75, 1:36) | 14 | 34 |
| Texans | 4 | 11:56 | J.Slye 25 yd. Field Goal (7-62, 2:53) | 14 | 37 |
| Jaguars | 4 | 00:05 | M.Jones 4 yd. pass from T.Lawrence (J.Lambo kick) (12-85, 2:45) | 21 | 37 |

JACKSONVILLE JAGUARS

| PASSING | ATT | CP | YDS | SK/YD | TD | LG | INT | RTG |
|-----------------|-----------|-----------|------------|-------------|----------|------------|----------|-------------|
| Trevor Lawrence | 51 | 28 | 332 | 1/13 | 3 | 41t | 3 | 70.1 |
| TOTAL | 51 | 28 | 332 | 1/13 | 3 | 41T | 3 | 70.1 |

| RUSHING | ATT | YDS | AVG | LG | TD |
|----------------------|-----------|-----------|------------|-----------|----------|
| Carlos Hyde | 9 | 44 | 4.9 | 13 | 0 |
| James Robinson | 5 | 25 | 5.0 | 7 | 0 |
| Laviska Shenault Jr. | 1 | 9 | 9.0 | 9 | 0 |
| Trevor Lawrence | 1 | -2 | -2.0 | -2 | 0 |
| TOTAL | 16 | 76 | 4.8 | 13 | 0 |

| RECEIVING | NO | YDS | AVG | LG | TD |
|----------------------|-----------|------------|-------------|------------|----------|
| Laviska Shenault Jr. | 7 | 50 | 7.1 | 14 | 0 |
| James O'Shaughnessy | 6 | 48 | 8.0 | 22 | 0 |
| Marvin Jones Jr. | 5 | 77 | 15.4 | 33 | 1 |
| DJ Chark Jr. | 3 | 86 | 28.7 | 41t | 1 |
| James Robinson | 3 | 29 | 9.7 | 15 | 0 |
| Carlos Hyde | 2 | 14 | 7.0 | 9 | 0 |
| Chris Manhertz | 1 | 22 | 22.0 | 22t | 1 |
| Tyron Johnson | 1 | 6 | 6.0 | 6 | 0 |
| TOTAL | 28 | 332 | 11.9 | 41T | 3 |

| TOP DEFENSE | TOT | SOLO | AST | SCK | YDS | INT |
|---------------|-----|------|-----|-----|-----|-----|
| Myles Jack | 9 | 6 | 3 | 0.0 | 0.0 | 0 |
| Damien Wilson | 7 | 1 | 6 | 0.0 | 0.0 | 0 |
| Malcom Brown | 7 | 4 | 3 | 0.0 | 0.0 | 0 |

| FIELD GOALS | FGM/FGA | PERCENT | RESULTS |
|--------------|------------|------------|---------|
| Josh Lambo | 0-1 | 0.0 | 55WL |
| TOTAL | 0-1 | 0.0 | |

HOUSTON TEXANS

| PASSING | ATT | CP | YDS | SK/YD | TD | LG | INT | RTG |
|--------------|-----------|-----------|------------|------------|----------|-----------|----------|--------------|
| Tyrod Taylor | 33 | 21 | 291 | 1/2 | 2 | 52 | 0 | 112.1 |
| TOTAL | 33 | 21 | 291 | 1/2 | 2 | 52 | 0 | 112.1 |

| RUSHING | ATT | YDS | AVG | LG | TD |
|-----------------|-----------|------------|------------|-----------|----------|
| Mark Ingram II | 26 | 85 | 3.3 | 11 | 1 |
| Tyrod Taylor | 4 | 40 | 10.0 | 29 | 0 |
| Phillip Lindsay | 8 | 25 | 3.1 | 8 | 1 |
| David Johnson | 3 | 10 | 3.3 | 5 | 0 |
| TOTAL | 41 | 160 | 3.9 | 29 | 2 |

| RECEIVING | NO | YDS | AVG | LG | TD |
|----------------|-----------|------------|-------------|-----------|----------|
| Brandin Cooks | 5 | 132 | 26.4 | 52 | 0 |
| Danny Amendola | 5 | 34 | 6.8 | 8t | 1 |
| Pharaoh Brown | 4 | 67 | 16.8 | 29 | 0 |
| David Johnson | 3 | 18 | 6.0 | 9 | 1 |
| Chris Conley | 2 | 27 | 13.5 | 17 | 0 |
| Nico Collins | 1 | 7 | 7.0 | 7 | 0 |
| Rex Burkhead | 1 | 6 | 6.0 | 6 | 0 |
| TOTAL | 21 | 291 | 13.9 | 52 | 2 |

| TOP DEFENSE | TOT | SOLO | AST | SCK | YDS | INT |
|-------------------|-----|------|-----|-----|-----|-----|
| Desmond King II | 8 | 5 | 3 | 0.0 | 0.0 | 0 |
| Zach Cunningham | 7 | 3 | 4 | 0.0 | 0.0 | 0 |
| Christian Kirksey | 6 | 5 | 1 | 0.0 | 0.0 | 1 |

| FIELD GOALS | FGM/FGA | PERCENT | RESULTS |
|--------------|------------|--------------|---------------|
| Joey Slye | 3-3 | 100.0 | 40G, 26G, 25G |
| TOTAL | 3-3 | 100.0 | |

Team Statistics

| | Jaguars | Texans |
|------------------------------|----------|-----------|
| First Downs | 20 | 22 |
| 3rd-Down Eff. (Made/Att/Pct) | 3/11/27% | 12/21/57% |
| 4th-Down Eff. (Made/Att/Pct) | 1/1/100% | 0/0/0% |
| Total Net Yards | 395 | 449 |
| Total Plays | 68 | 75 |
| Yards Per Play | 5.8 | 6.0 |
| Rushes/Net Yards | 16/76 | 41/160 |
| Net Passing | 319 | 289 |
| Pass Attempts/Completions | 51/28 | 33/21 |
| Had Intercepted | 3 | 0 |
| Sacked/Yards Lost | 1/13 | 1/2 |
| Punts/Average | 6/49.5 | 6/44.3 |
| Penalties/Yards | 10/82 | 5/50 |
| Fumbles/Lost | 1/0 | 1/0 |
| Possession Time | 24:56 | 35:04 |



GAME SUMMARIES



WEEK 2



58,461 ■ TIAA Bank Field ■ Sep 19, 2021

Denver Broncos 3 7 10 3 - 23
 Jacksonville Jaguars 7 0 0 6 - 13

SCORING DRIVES

| TEAM | QTR | TIME | SCORING PLAY | DEN | JAX |
|---------|-----|-------|--|-----|-----|
| Jaguars | 1 | 09:21 | M.Jones 25 yd. pass from T.Lawrence (J.Lambo kick) (11-83, 5:39) | 0 | 7 |
| Broncos | 1 | 00:26 | B.McManus 32 yd. Field Goal (13-61, 8:55) | 3 | 7 |
| Broncos | 2 | 01:54 | T.Patrick 12 yd. pass from T.Bridgewater (B.McManus kick) (8-80, 4:02) | 10 | 7 |
| Broncos | 3 | 12:35 | N.Fant 14 yd. pass from T.Bridgewater (B.McManus kick) (4-75, 2:25) | 17 | 7 |
| Broncos | 3 | 01:04 | B.McManus 46 yd. Field Goal (7-24, 3:19) | 20 | 7 |
| Broncos | 4 | 05:42 | B.McManus 40 yd. Field Goal (9-72, 4:49) | 23 | 7 |
| Jaguars | 4 | 05:26 | J.Agnew 102 yd. kickoff return (pass failed) (0-0, 0:16) | 23 | 13 |

JACKSONVILLE JAGUARS

| PASSING | ATT | CP | YDS | SK/YD | TD | LG | INT | RTG |
|-----------------|-----------|-----------|------------|------------|----------|------------|----------|-------------|
| Trevor Lawrence | 33 | 14 | 118 | 1/4 | 1 | 25t | 2 | 37.2 |
| TOTAL | 33 | 14 | 118 | 1/4 | 1 | 25T | 2 | 37.2 |

| RUSHING | ATT | YDS | AVG | LG | TD |
|----------------------|-----------|-----------|------------|-----------|----------|
| James Robinson | 11 | 47 | 4.3 | 12 | 0 |
| Trevor Lawrence | 2 | 21 | 10.5 | 11 | 0 |
| Carlos Hyde | 2 | 7 | 3.5 | 6 | 0 |
| Laviska Shenault Jr. | 1 | 0 | 0.0 | 0 | 0 |
| TOTAL | 16 | 75 | 4.7 | 12 | 0 |

| RECEIVING | NO | YDS | AVG | LG | TD |
|----------------------|-----------|------------|------------|------------|----------|
| Marvin Jones Jr. | 6 | 55 | 9.2 | 25t | 1 |
| James Robinson | 3 | 17 | 5.7 | 13 | 0 |
| Laviska Shenault Jr. | 2 | -3 | -1.5 | 5 | 0 |
| James O'Shaughnessy | 1 | 24 | 24.0 | 24 | 0 |
| DJ Chark Jr. | 1 | 19 | 19.0 | 19 | 0 |
| Luke Farrell | 1 | 6 | 6.0 | 6 | 0 |
| TOTAL | 14 | 118 | 8.4 | 25T | 1 |

| TOP DEFENSE | TOT | SOLO | AST | SCK | YDS | INT |
|------------------|-----|------|-----|-----|-----|-----|
| Andrew Wingard | 8 | 5 | 3 | 1.0 | 1.0 | 0 |
| Myles Jack | 6 | 3 | 3 | 0.0 | 0.0 | 0 |
| Rayshawn Jenkins | 6 | 6 | 0 | 0.0 | 0.0 | 0 |

| FIELD GOALS | FGM/FGA | PERCENT | RESULTS |
|--------------|------------|------------|------------|
| Josh Lambo | 0-2 | 0.0 | 52WR, 48WL |
| TOTAL | 0-2 | 0.0 | |

DENVER BRONCOS

| PASSING | ATT | CP | YDS | SK/YD | TD | LG | INT | RTG |
|-------------------|-----------|-----------|------------|-------------|----------|-----------|----------|--------------|
| Teddy Bridgewater | 34 | 26 | 328 | 3/26 | 2 | 55 | 0 | 125.6 |
| TOTAL | 34 | 26 | 328 | 3/26 | 2 | 55 | 0 | 125.6 |

| RUSHING | ATT | YDS | AVG | LG | TD |
|-------------------|-----------|-----------|------------|-----------|----------|
| Javonte Williams | 13 | 64 | 4.9 | 16 | 0 |
| Melvin Gordon III | 13 | 31 | 2.4 | 8 | 0 |
| Teddy Bridgewater | 4 | 1 | 0.3 | 2 | 0 |
| TOTAL | 30 | 96 | 3.2 | 16 | 0 |

| RECEIVING | NO | YDS | AVG | LG | TD |
|--------------------|-----------|------------|-------------|-----------|----------|
| Courtland Sutton | 9 | 159 | 17.7 | 55 | 0 |
| Noah Fant | 4 | 33 | 8.3 | 14t | 1 |
| Albert Okwuegbunam | 4 | 24 | 6.0 | 14 | 0 |
| Tim Patrick | 3 | 37 | 12.3 | 14 | 1 |
| Melvin Gordon III | 2 | 38 | 19.0 | 30 | 0 |
| Kendall Hinton | 1 | 15 | 15.0 | 15 | 0 |
| Javonte Williams | 1 | 10 | 10.0 | 10 | 0 |
| Eric Saubert | 1 | 7 | 7.0 | 7 | 0 |
| KJ Hamler | 1 | 5 | 5.0 | 5 | 0 |
| TOTAL | 26 | 328 | 12.6 | 55 | 2 |

| TOP DEFENSE | TOT | SOLO | AST | SCK | YDS | INT |
|-------------------|-----|------|-----|-----|-----|-----|
| Justin Strnad | 6 | 3 | 3 | 0.0 | 0.0 | 0 |
| Kareem Jackson | 6 | 4 | 2 | 0.0 | 0.0 | 1 |
| Alexander Johnson | 5 | 1 | 4 | 0.0 | 0.0 | 0 |

| FIELD GOALS | FGM/FGA | PERCENT | RESULTS |
|-----------------|------------|--------------|---------------|
| Brandon McManus | 3-3 | 100.0 | 32G, 46G, 40G |
| TOTAL | 3-3 | 100.0 | |

Team Statistics

| | Broncos | Jaguars |
|------------------------------|----------|----------|
| First Downs | 22 | 12 |
| 3rd-Down Eff. (Made/Att/Pct) | 2/11/18% | 4/11/36% |
| 4th-Down Eff. (Made/Att/Pct) | 2/2/100% | 1/1/100% |
| Total Net Yards | 398 | 189 |
| Total Plays | 67 | 50 |
| Yards Per Play | 5.9 | 3.8 |
| Rushes/Net Yards | 30/96 | 16/75 |
| Net Passing | 302 | 114 |
| Pass Attempts/Completions | 34/26 | 33/14 |
| Had Intercepted | 0 | 2 |
| Sacked/Yards Lost | 3/26 | 1/4 |
| Punts/Average | 4/45.0 | 4/56.8 |
| Penalties/Yards | 10/101 | 7/70 |
| Fumbles/Lost | 0/0 | 0/0 |
| Possession Time | 38:52 | 21:08 |



GAME SUMMARIES



WEEK 3

58,012 ■ TIAA Bank Field ■ Sep 26, 2021



Arizona Cardinals 7 0 17 7 - 31
 Jacksonville Jaguars 0 13 6 0 - 19

SCORING DRIVES

| TEAM | QTR | TIME | SCORING PLAY | ARI | JAX |
|-----------|-----|-------|---|-----|-----|
| Cardinals | 1 | 06:42 | K.Murray 1 yd. run (M.Prater kick) (7-56, 3:22) | 7 | 0 |
| Jaguars | 2 | 00:21 | D.Chark 12 yd. pass from T.Lawrence (J.Lambo kick) (9-74, 3:01) | 7 | 7 |
| Jaguars | 2 | 00:00 | J.Agnew 109 yd. field goal return (kick failed, wl) | 7 | 13 |
| Cardinals | 3 | 07:38 | M.Prater 34 yd. Field Goal (12-68, 4:47) | 10 | 13 |
| Jaguars | 3 | 03:33 | J.Robinson 4 yd. run (kick failed, wr) (8-75, 4:05) | 10 | 19 |
| Cardinals | 3 | 01:21 | J.Conner 4 yd. run (M.Prater kick) (5-75, 2:12) | 17 | 19 |
| Cardinals | 3 | 00:24 | B.Murphy 29 yd. interception return (M.Prater kick) | 24 | 19 |
| Cardinals | 4 | 06:49 | J.Conner 1 yd. run (M.Prater kick) (11-65, 6:52) | 31 | 19 |

JACKSONVILLE JAGUARS

| PASSING | ATT | CP | YDS | SK/YD | TD | LG | INT | RTG |
|-----------------|-----------|-----------|------------|-------------|----------|-----------|----------|-------------|
| Trevor Lawrence | 34 | 22 | 219 | 3/17 | 1 | 25 | 2 | 68.1 |
| TOTAL | 34 | 22 | 219 | 3/17 | 1 | 25 | 2 | 68.1 |

| RUSHING | ATT | YDS | AVG | LG | TD |
|-----------------|-----------|------------|------------|-----------|----------|
| James Robinson | 15 | 88 | 5.9 | 21 | 1 |
| Carlos Hyde | 8 | 44 | 5.5 | 18 | 0 |
| Trevor Lawrence | 6 | 27 | 4.5 | 10 | 0 |
| TOTAL | 29 | 159 | 5.5 | 21 | 1 |

| RECEIVING | NO | YDS | AVG | LG | TD |
|----------------------|-----------|------------|-------------|-----------|----------|
| Marvin Jones Jr. | 6 | 62 | 10.3 | 14 | 0 |
| James Robinson | 6 | 46 | 7.7 | 13 | 0 |
| Laviska Shenault Jr. | 4 | 48 | 12.0 | 20 | 0 |
| DJ Chark Jr. | 3 | 49 | 16.3 | 25 | 1 |
| Jacob Hollister | 2 | 15 | 7.5 | 9 | 0 |
| Luke Farrell | 1 | -1 | -1.0 | -1 | 0 |
| TOTAL | 22 | 219 | 10.0 | 25 | 1 |

| TOP DEFENSE | TOT | SOLO | AST | SCK | YDS | INT |
|----------------|-----|------|-----|-----|-----|-----|
| Myles Jack | 10 | 6 | 4 | 0.0 | 0.0 | 0 |
| Damien Wilson | 9 | 6 | 3 | 0.0 | 0.0 | 0 |
| Tyson Campbell | 8 | 6 | 2 | 0.0 | 0.0 | 0 |

| FIELD GOALS | FGM/FGA | PERCENT | RESULTS |
|----------------|---------|---------|---------|
| No Field Goals | | | |

ARIZONA CARDINALS

| PASSING | ATT | CP | YDS | SK/YD | TD | LG | INT | RTG |
|--------------|-----------|-----------|------------|------------|----------|-----------|----------|-------------|
| Kyler Murray | 34 | 28 | 316 | 0/0 | 0 | 36 | 1 | 93.1 |
| TOTAL | 34 | 28 | 316 | 0/0 | 0 | 36 | 1 | 93.1 |

| RUSHING | ATT | YDS | AVG | LG | TD |
|---------------|-----------|-----------|------------|-----------|----------|
| James Conner | 11 | 43 | 3.9 | 11 | 2 |
| Chase Edmonds | 11 | 26 | 2.4 | 7 | 0 |
| Kyler Murray | 7 | 19 | 2.7 | 9 | 1 |
| Rondale Moore | 1 | 3 | 3.0 | 3 | 0 |
| TOTAL | 30 | 91 | 3.0 | 11 | 3 |

| RECEIVING | NO | YDS | AVG | LG | TD |
|-----------------|-----------|------------|-------------|-----------|----------|
| Christian Kirk | 7 | 104 | 14.9 | 33 | 0 |
| Chase Edmonds | 7 | 49 | 7.0 | 12 | 0 |
| A.J. Green | 5 | 112 | 22.4 | 36 | 0 |
| DeAndre Hopkins | 3 | 21 | 7.0 | 8 | 0 |
| Maxx Williams | 3 | 19 | 6.3 | 7 | 0 |
| Rondale Moore | 2 | 1 | 0.5 | 3 | 0 |
| James Conner | 1 | 10 | 10.0 | 10 | 0 |
| TOTAL | 28 | 316 | 11.3 | 36 | 0 |

| TOP DEFENSE | TOT | SOLO | AST | SCK | YDS | INT |
|----------------|-----|------|-----|-----|------|-----|
| Jordan Hicks | 12 | 7 | 5 | 1.0 | 11.0 | 0 |
| Jalen Thompson | 7 | 4 | 3 | 0.0 | 0.0 | 0 |
| Budda Baker | 6 | 4 | 2 | 0.0 | 0.0 | 0 |

| FIELD GOALS | FGM/FGA | PERCENT | RESULTS |
|--------------|------------|-------------|----------|
| Matt Prater | 1-2 | 50.0 | (68) 34G |
| TOTAL | 1-2 | 50.0 | |

Team Statistics

| | Cardinals | Jaguars |
|------------------------------|-----------|----------|
| First Downs | 23 | 20 |
| 3rd-Down Eff. (Made/Att/Pct) | 1/9/11% | 2/11/18% |
| 4th-Down Eff. (Made/Att/Pct) | 2/2/100% | 1/1/100% |
| Total Net Yards | 407 | 361 |
| Total Plays | 64 | 66 |
| Yards Per Play | 6.4 | 5.5 |
| Rushes/Net Yards | 30/91 | 29/159 |
| Net Passing | 316 | 202 |
| Pass Attempts/Completions | 34/28 | 34/22 |
| Had Intercepted | 1 | 2 |
| Sacked/Yards Lost | 0/0 | 3/17 |
| Punts/Average | 5/50.6 | 6/48.2 |
| Penalties/Yards | 7/58 | 4/40 |
| Fumbles/Lost | 1/0 | 4/2 |
| Possession Time | 32:54 | 27:06 |



GAME SUMMARIES



WEEK 4



63,198 ■ Paul Brown Stadium ■ Sep 30, 2021

Jacksonville Jaguars 7 7 0 7 - 21
 Cincinnati Bengals 0 0 14 10 - 24

SCORING DRIVES

| TEAM | QTR | TIME | SCORING PLAY | JAX | CIN |
|---------|-----|-------|---|-----|-----|
| Jaguars | 1 | 01:28 | J.Robinson 6 yd. run (M.Wright kick) (8-67, 3:53) | 7 | 0 |
| Jaguars | 2 | 04:45 | T.Lawrence 7 yd. run (M.Wright kick) (12-80, 7:10) | 14 | 0 |
| Bengals | 3 | 13:12 | C.Uzomah 22 yd. pass from J.Burrow (E.McPherson kick) (4-69, 1:48) | 14 | 7 |
| Bengals | 3 | 05:10 | J.Mixon 1 yd. run (E.McPherson kick) (12-86, 6:29) | 14 | 14 |
| Jaguars | 4 | 14:27 | J.Robinson 4 yd. run (M.Wright kick) (11-77, 5:43) | 21 | 14 |
| Bengals | 4 | 08:59 | C.Uzomah 31 yd. pass from J.Burrow (E.McPherson kick) (10-75, 5:28) | 21 | 21 |
| Bengals | 4 | 00:00 | E.McPherson 35 yd. Field Goal (10-73, 5:33) | 21 | 24 |

JACKSONVILLE JAGUARS

| PASSING | ATT | CP | YDS | SK/YD | TD | LG | INT | RTG |
|-----------------|-----------|-----------|------------|------------|----------|-----------|----------|-------------|
| Trevor Lawrence | 24 | 17 | 204 | 1/2 | 0 | 52 | 0 | 96.5 |
| TOTAL | 24 | 17 | 204 | 1/2 | 0 | 52 | 0 | 96.5 |

| RUSHING | ATT | YDS | AVG | LG | TD |
|----------------------|-----------|------------|------------|-----------|----------|
| James Robinson | 18 | 78 | 4.3 | 20 | 2 |
| Trevor Lawrence | 8 | 36 | 4.5 | 11 | 1 |
| Jamal Agnew | 1 | 11 | 11.0 | 11 | 0 |
| Laviska Shenault Jr. | 1 | 11 | 11.0 | 11 | 0 |
| Dare Ogunbowale | 2 | 3 | 1.5 | 2 | 0 |
| TOTAL | 30 | 139 | 4.6 | 20 | 3 |

| RECEIVING | NO | YDS | AVG | LG | TD |
|----------------------|-----------|------------|-------------|-----------|----------|
| Laviska Shenault Jr. | 6 | 99 | 16.5 | 52 | 0 |
| Marvin Jones Jr. | 3 | 24 | 8.0 | 10 | 0 |
| Dan Arnold | 2 | 29 | 14.5 | 17 | 0 |
| Jamal Agnew | 1 | 27 | 27.0 | 27 | 0 |
| Tavon Austin | 1 | 8 | 8.0 | 8 | 0 |
| Chris Manhertz | 1 | 7 | 7.0 | 7 | 0 |
| Luke Farrell | 1 | 7 | 7.0 | 7 | 0 |
| Jacob Hollister | 1 | 5 | 5.0 | 5 | 0 |
| James Robinson | 1 | -2 | -2.0 | -2 | 0 |
| TOTAL | 17 | 204 | 12.0 | 52 | 0 |

| TOP DEFENSE | TOT | SOLO | AST | SCK | YDS | INT |
|------------------|-----|------|-----|-----|-----|-----|
| Tyson Campbell | 9 | 4 | 5 | 0.0 | 0.0 | 0 |
| Myles Jack | 7 | 2 | 5 | 0.0 | 0.0 | 0 |
| Rayshawn Jenkins | 7 | 3 | 4 | 0.0 | 0.0 | 0 |

| FIELD GOALS | FGM/FGA | PERCENT | RESULTS |
|----------------|---------|---------|---------|
| No Field Goals | | | |

CINCINNATI BENGALS

| PASSING | ATT | CP | YDS | SK/YD | TD | LG | INT | RTG |
|--------------|-----------|-----------|------------|------------|----------|-----------|----------|--------------|
| Joe Burrow | 32 | 25 | 348 | 1/6 | 2 | 44 | 0 | 132.8 |
| TOTAL | 32 | 25 | 348 | 1/6 | 2 | 44 | 0 | 132.8 |

| RUSHING | ATT | YDS | AVG | LG | TD |
|---------------|-----------|-----------|------------|-----------|----------|
| Joe Mixon | 16 | 67 | 4.2 | 11 | 1 |
| Samaje Perine | 3 | 7 | 2.3 | 4 | 0 |
| Joe Burrow | 3 | 4 | 1.3 | 4 | 0 |
| TOTAL | 22 | 78 | 3.5 | 11 | 1 |

| RECEIVING | NO | YDS | AVG | LG | TD |
|----------------|-----------|------------|-------------|-----------|----------|
| Tyler Boyd | 9 | 118 | 13.1 | 33 | 0 |
| Ja'Marr Chase | 6 | 77 | 12.8 | 44 | 0 |
| C.J. Uzomah | 5 | 95 | 19.0 | 31t | 2 |
| Trenton Irwin | 1 | 25 | 25.0 | 25 | 0 |
| Auden Tate | 1 | 18 | 18.0 | 18 | 0 |
| Samaje Perine | 1 | 15 | 15.0 | 15 | 0 |
| Joe Mixon | 1 | 0 | 0.0 | 0 | 0 |
| Mike D. Thomas | 1 | 0 | 0.0 | 0 | 0 |
| TOTAL | 25 | 348 | 13.9 | 44 | 2 |

| TOP DEFENSE | TOT | SOLO | AST | SCK | YDS | INT |
|----------------|-----|------|-----|-----|-----|-----|
| Logan Wilson | 10 | 4 | 6 | 1.0 | 2.0 | 0 |
| Germaine Pratt | 9 | 5 | 4 | 0.0 | 0.0 | 0 |
| D.J. Reader | 6 | 1 | 5 | 0.0 | 0.0 | 0 |

| FIELD GOALS | FGM/FGA | PERCENT | RESULTS |
|----------------|------------|-------------|-----------|
| Evan McPherson | 1-2 | 50.0 | 43WL, 35G |
| TOTAL | 1-2 | 50.0 | |

Team Statistics

| | Jaguars | Bengals |
|------------------------------|----------|---------|
| First Downs | 21 | 21 |
| 3rd-Down Eff. (Made/Att/Pct) | 6/12/50% | 5/9/56% |
| 4th-Down Eff. (Made/Att/Pct) | 1/2/50% | 0/0/0% |
| Total Net Yards | 341 | 420 |
| Total Plays | 55 | 55 |
| Yards Per Play | 6.2 | 7.6 |
| Rushes/Net Yards | 30/139 | 22/78 |
| Net Passing | 202 | 342 |
| Pass Attempts/Completions | 24/17 | 32/25 |
| Had Intercepted | 0 | 0 |
| Sacked/Yards Lost | 1/2 | 1/6 |
| Punts/Average | 4/45.8 | 3/47.3 |
| Penalties/Yards | 2/10 | 6/38 |
| Fumbles/Lost | 1/0 | 0/0 |
| Possession Time | 28:45 | 31:15 |



GAME SUMMARIES



WEEK 5



58,282 ■ TIAA Bank Field ■ Oct 10, 2021

Tennessee Titans 7 17 7 6 - 37
 Jacksonville Jaguars 6 7 0 6 - 19

SCORING DRIVES

| TEAM | QTR | TIME | SCORING PLAY | TEN | JAX |
|---------|-----|-------|---|-----|-----|
| Titans | 1 | 14:00 | K.Byard 30 yd. fumble return (R.Bullock kick) | 7 | 0 |
| Jaguars | 1 | 11:21 | J.Robinson 1 yd. run (kick failed, hru) (5-75, 2:39) | 7 | 6 |
| Titans | 2 | 14:56 | D.Henry 1 yd. run (R.Bullock kick) (11-79, 4:50) | 14 | 6 |
| Jaguars | 2 | 09:55 | J.Hollister 1 yd. pass from T.Lawrence (M.Wright kick) (9-70, 5:01) | 14 | 13 |
| Titans | 2 | 05:49 | M.Pruitt 14 yd. pass from R.Tannehill (R.Bullock kick) (8-75, 4:06) | 21 | 13 |
| Titans | 2 | 00:31 | R.Bullock 34 yd. Field Goal (7-41, 1:51) | 24 | 13 |
| Titans | 3 | 09:48 | D.Henry 9 yd. run (R.Bullock kick) (11-75, 5:12) | 31 | 13 |
| Jaguars | 4 | 13:50 | T.Lawrence 4 yd. run (pass failed) (10-80, 4:46) | 31 | 19 |
| Titans | 4 | 01:54 | D.Henry 10 yd. run (kick failed, wr) (5-39, 2:02) | 37 | 19 |

JACKSONVILLE JAGUARS

| PASSING | ATT | CP | YDS | SK/YD | TD | LG | INT | RTG |
|-----------------|-----------|-----------|------------|-------------|----------|-----------|----------|-------------|
| Trevor Lawrence | 33 | 23 | 273 | 2/17 | 1 | 58 | 1 | 92.1 |
| TOTAL | 33 | 23 | 273 | 2/17 | 1 | 58 | 1 | 92.1 |

| RUSHING | ATT | YDS | AVG | LG | TD |
|-----------------|-----------|------------|------------|-----------|----------|
| James Robinson | 18 | 149 | 8.3 | 58 | 1 |
| Trevor Lawrence | 7 | 28 | 4.0 | 8 | 1 |
| Carlos Hyde | 5 | 13 | 2.6 | 7 | 0 |
| Jamal Agnew | 1 | 8 | 8.0 | 8 | 0 |
| TOTAL | 31 | 198 | 6.4 | 58 | 2 |

| RECEIVING | NO | YDS | AVG | LG | TD |
|----------------------|-----------|------------|-------------|-----------|----------|
| Dan Arnold | 6 | 64 | 10.7 | 18 | 0 |
| Jamal Agnew | 6 | 41 | 6.8 | 8 | 0 |
| Tavon Austin | 5 | 54 | 10.8 | 22 | 0 |
| Laviska Shenault Jr. | 1 | 58 | 58.0 | 58 | 0 |
| Marvin Jones Jr. | 1 | 25 | 25.0 | 25 | 0 |
| Dare Ogunbowale | 1 | 19 | 19.0 | 19 | 0 |
| Luke Farrell | 1 | 13 | 13.0 | 13 | 0 |
| Jacob Hollister | 1 | 1 | 1.0 | 1t | 1 |
| James Robinson | 1 | -2 | -2.0 | -2 | 0 |
| TOTAL | 23 | 273 | 11.9 | 58 | 1 |

| TOP DEFENSE | TOT | SOLO | AST | SCK | YDS | INT |
|----------------|-----|------|-----|-----|-----|-----|
| DaVon Hamilton | 7 | 4 | 3 | 0.0 | 0.0 | 0 |
| Josh Allen | 7 | 5 | 2 | 0.5 | 0.0 | 0 |
| Damien Wilson | 6 | 4 | 2 | 0.0 | 0.0 | 0 |

| FIELD GOALS | FGM/FGA | PERCENT | RESULTS |
|----------------|------------|------------|---------|
| Matthew Wright | 0-1 | 0.0 | 53CR |
| TOTAL | 0-1 | 0.0 | |

TENNESSEE TITANS

| PASSING | ATT | CP | YDS | SK/YD | TD | LG | INT | RTG |
|----------------|-----------|-----------|------------|-------------|----------|-----------|----------|--------------|
| Ryan Tannehill | 22 | 14 | 197 | 3/13 | 1 | 26 | 0 | 107.6 |
| TOTAL | 22 | 14 | 197 | 3/13 | 1 | 26 | 0 | 107.6 |

| RUSHING | ATT | YDS | AVG | LG | TD |
|------------------|-----------|------------|------------|-----------|----------|
| Derrick Henry | 29 | 130 | 4.5 | 15 | 3 |
| Ryan Tannehill | 3 | 21 | 7.0 | 8 | 0 |
| Cameron Batson | 2 | 15 | 7.5 | 11 | 0 |
| Chester Rogers | 1 | 9 | 9.0 | 9 | 0 |
| Jeremy McNichols | 1 | 9 | 9.0 | 9 | 0 |
| TOTAL | 36 | 184 | 5.1 | 15 | 3 |

| RECEIVING | NO | YDS | AVG | LG | TD |
|------------------|-----------|------------|-------------|-----------|----------|
| Marcus Johnson | 3 | 52 | 17.3 | 22 | 0 |
| A.J. Brown | 3 | 38 | 12.7 | 22 | 0 |
| Anthony Firkser | 3 | 33 | 11.0 | 14 | 0 |
| Jeremy McNichols | 2 | 26 | 13.0 | 25 | 0 |
| Chester Rogers | 1 | 26 | 26.0 | 26 | 0 |
| MyCole Pruitt | 1 | 14 | 14.0 | 14t | 1 |
| Josh Reynolds | 1 | 8 | 8.0 | 8 | 0 |
| TOTAL | 14 | 197 | 14.1 | 26 | 1 |

| TOP DEFENSE | TOT | SOLO | AST | SCK | YDS | INT |
|-----------------|-----|------|-----|-----|-----|-----|
| David Long Jr. | 12 | 10 | 2 | 0.0 | 0.0 | 0 |
| Kevin Byard | 11 | 8 | 3 | 0.0 | 0.0 | 1 |
| Dane Cruikshank | 7 | 6 | 1 | 0.0 | 0.0 | 0 |

| FIELD GOALS | FGM/FGA | PERCENT | RESULTS |
|---------------|------------|--------------|---------|
| Randy Bullock | 1-1 | 100.0 | 34G |
| TOTAL | 1-1 | 100.0 | |

Team Statistics

| | Titans | Jaguars |
|------------------------------|----------|----------|
| First Downs | 23 | 24 |
| 3rd-Down Eff. (Made/Att/Pct) | 5/11/45% | 3/10/30% |
| 4th-Down Eff. (Made/Att/Pct) | 1/1/100% | 1/3/33% |
| Total Net Yards | 368 | 454 |
| Total Plays | 61 | 66 |
| Yards Per Play | 6.0 | 6.9 |
| Rushes/Net Yards | 36/184 | 31/198 |
| Net Passing | 184 | 256 |
| Pass Attempts/Completions | 22/14 | 33/23 |
| Had Intercepted | 0 | 1 |
| Sacked/Yards Lost | 3/13 | 2/17 |
| Punts/Average | 4/42.5 | 2/40.0 |
| Penalties/Yards | 7/44 | 4/33 |
| Fumbles/Lost | 0/0 | 1/1 |
| Possession Time | 31:30 | 28:30 |



GAME SUMMARIES



WEEK 6



60,784 ■ Tottenham Hotspur Stadium ■ Oct 17, 2021

Miami Dolphins 7 6 0 7 - 20
 Jacksonville Jaguars 3 7 7 6 - 23

SCORING DRIVES

| TEAM | QTR | TIME | SCORING PLAY | MIA | JAX |
|----------|-----|-------|--|-----|-----|
| Dolphins | 1 | 07:45 | J.Waddle 6 yd. pass from T.Tagovailoa (J.Sanders kick) (13-75, 7:15) | 7 | 0 |
| Jaguars | 1 | 03:49 | M.Wright 40 yd. Field Goal (8-56, 3:56) | 7 | 3 |
| Dolphins | 2 | 14:15 | J.Sanders 33 yd. Field Goal (9-66, 4:34) | 10 | 3 |
| Dolphins | 2 | 05:38 | J.Sanders 24 yd. Field Goal (8-32, 3:11) | 13 | 3 |
| Jaguars | 2 | 00:40 | M.Jones 28 yd. pass from T.Lawrence (M.Wright kick) (6-49, 1:05) | 13 | 10 |
| Jaguars | 3 | 12:29 | J.Robinson 1 yd. run (M.Wright kick) (5-75, 2:31) | 13 | 17 |
| Dolphins | 4 | 10:22 | J.Waddle 2 yd. pass from T.Tagovailoa (J.Sanders kick) (7-91, 3:53) | 20 | 17 |
| Jaguars | 4 | 03:40 | M.Wright 54 yd. Field Goal (9-44, 2:59) | 20 | 20 |
| Jaguars | 4 | 00:00 | M.Wright 53 yd. Field Goal (5-11, 1:42) | 20 | 23 |

JACKSONVILLE JAGUARS

| PASSING | ATT | CP | YDS | SK/YD | TD | LG | INT | RTG |
|-----------------|-----------|-----------|------------|------------|----------|-----------|----------|-------------|
| Trevor Lawrence | 41 | 25 | 319 | 2/7 | 1 | 29 | 0 | 93.4 |
| TOTAL | 41 | 25 | 319 | 2/7 | 1 | 29 | 0 | 93.4 |

| RUSHING | ATT | YDS | AVG | LG | TD |
|-----------------|-----------|-----------|------------|-----------|----------|
| James Robinson | 17 | 73 | 4.3 | 24 | 1 |
| Trevor Lawrence | 2 | 11 | 5.5 | 12 | 0 |
| TOTAL | 19 | 84 | 4.4 | 24 | 1 |

| RECEIVING | NO | YDS | AVG | LG | TD |
|----------------------|-----------|------------|-------------|-----------|----------|
| Marvin Jones Jr. | 7 | 100 | 14.3 | 28t | 1 |
| Laviska Shenault Jr. | 6 | 54 | 9.0 | 12 | 0 |
| Jamal Agnew | 5 | 78 | 15.6 | 29 | 0 |
| James Robinson | 3 | 28 | 9.3 | 11 | 0 |
| Dan Arnold | 2 | 27 | 13.5 | 19 | 0 |
| Luke Farrell | 1 | 21 | 21.0 | 21 | 0 |
| Chris Manhertz | 1 | 11 | 11.0 | 11 | 0 |
| TOTAL | 25 | 319 | 12.8 | 29 | 1 |

| TOP DEFENSE | TOT | SOLO | AST | SCK | YDS | INT |
|------------------|-----|------|-----|-----|-----|-----|
| Damien Wilson | 12 | 9 | 3 | 0.0 | 0.0 | 0 |
| Rayshawn Jenkins | 9 | 6 | 3 | 0.0 | 0.0 | 0 |
| Andrew Wingard | 7 | 5 | 2 | 0.0 | 0.0 | 0 |

| FIELD GOALS | FGM/FGA | PERCENT | RESULTS |
|----------------|------------|--------------|---------------|
| Matthew Wright | 3-3 | 100.0 | 40G, 54G, 53G |
| TOTAL | 3-3 | 100.0 | |

MIAMI DOLPHINS

| PASSING | ATT | CP | YDS | SK/YD | TD | LG | INT | RTG |
|-----------------|-----------|-----------|------------|------------|----------|-----------|----------|-------------|
| Tua Tagovailoa | 47 | 33 | 329 | 0/0 | 2 | 32 | 1 | 95.1 |
| Jacoby Brissett | 1 | 1 | 25 | 0/0 | 0 | 25 | 0 | 118.8 |
| TOTAL | 48 | 34 | 354 | 0/0 | 2 | 32 | 1 | 97.0 |

| RUSHING | ATT | YDS | AVG | LG | TD |
|----------------|-----------|-----------|------------|-----------|----------|
| Malcolm Brown | 5 | 24 | 4.8 | 16 | 0 |
| Salvon Ahmed | 7 | 22 | 3.1 | 5 | 0 |
| Tua Tagovailoa | 3 | 22 | 7.3 | 8 | 0 |
| Myles Gaskin | 5 | 9 | 1.8 | 4 | 0 |
| TOTAL | 20 | 77 | 3.9 | 16 | 0 |

| RECEIVING | NO | YDS | AVG | LG | TD |
|---------------|-----------|------------|-------------|-----------|----------|
| Jaylen Waddle | 10 | 70 | 7.0 | 14 | 2 |
| Mike Gesicki | 8 | 115 | 14.4 | 32 | 0 |
| Durham Smythe | 5 | 59 | 11.8 | 25 | 0 |
| Mack Hollins | 4 | 61 | 15.3 | 20 | 0 |
| Albert Wilson | 2 | 14 | 7.0 | 12 | 0 |
| Myles Gaskin | 2 | 5 | 2.5 | 5 | 0 |
| Salvon Ahmed | 1 | 15 | 15.0 | 15 | 0 |
| Cethan Carter | 1 | 8 | 8.0 | 8 | 0 |
| Malcolm Brown | 1 | 7 | 7.0 | 7 | 0 |
| TOTAL | 34 | 354 | 10.4 | 32 | 2 |

| TOP DEFENSE | TOT | SOLO | AST | SCK | YDS | INT |
|-------------------|-----|------|-----|-----|-----|-----|
| Jerome Baker | 8 | 5 | 3 | 0.0 | 0.0 | 0 |
| Andrew Van Ginkel | 6 | 5 | 1 | 0.0 | 0.0 | 0 |
| Jevon Holland | 6 | 4 | 2 | 0.0 | 0.0 | 0 |

| FIELD GOALS | FGM/FGA | PERCENT | RESULTS |
|---------------|------------|-------------|----------------|
| Jason Sanders | 2-3 | 66.7 | 33G, 24G, 58WL |
| TOTAL | 2-3 | 66.7 | |

Team Statistics

| | Dolphins | Jaguars |
|------------------------------|----------|----------|
| First Downs | 23 | 21 |
| 3rd-Down Eff. (Made/Att/Pct) | 9/17/53% | 3/12/25% |
| 4th-Down Eff. (Made/Att/Pct) | 1/2/50% | 2/3/67% |
| Total Net Yards | 431 | 396 |
| Total Plays | 68 | 62 |
| Yards Per Play | 6.3 | 6.4 |
| Rushes/Net Yards | 20/77 | 19/84 |
| Net Passing | 354 | 312 |
| Pass Attempts/Completions | 48/34 | 41/25 |
| Had Intercepted | 1 | 0 |
| Sacked/Yards Lost | 0/0 | 2/7 |
| Punts/Average | 4/39.5 | 4/38.0 |
| Penalties/Yards | 7/55 | 8/54 |
| Fumbles/Lost | 1/0 | 1/1 |
| Possession Time | 32:40 | 27:20 |



GAME SUMMARIES



WEEK 8



31

67,243 ■ Lumen Field ■ Oct 31, 2021

Jacksonville Jaguars 0 0 0 7 - 7
 Seattle Seahawks 7 10 7 7 - 31

SCORING DRIVES

| TEAM | QTR | TIME | SCORING PLAY | JAX | SEA |
|----------|-----|-------|---|-----|-----|
| Seahawks | 1 | 04:19 | G.Smith 1 yd. run (J.Myers kick) (10-80, 5:09) | 0 | 7 |
| Seahawks | 2 | 09:24 | D.Metcalf 16 yd. pass from G.Smith (J.Myers kick) (8-73, 4:06) | 0 | 14 |
| Seahawks | 2 | 00:06 | J.Myers 31 yd. Field Goal (12-47, 6:00) | 0 | 17 |
| Seahawks | 3 | 08:09 | D.Metcalf 5 yd. pass from G.Smith (J.Myers kick) (8-62, 3:42) | 0 | 24 |
| Jaguars | 4 | 01:49 | J. Agnew: 9-yard pass from T. Lawrence (M. Wright kick) (15-80, 4:51) | 7 | 24 |
| Seahawks | 4 | 01:43 | T. Homer: 44-yard run (J. Myers kick) | 7 | 31 |

JACKSONVILLE JAGUARS

| PASSING | ATT | CP | YDS | SK/YD | TD | LG | INT | RTG |
|-----------------|-----------|-----------|------------|-------------|----------|-----------|----------|-------------|
| Trevor Lawrence | 54 | 32 | 238 | 1/11 | 1 | 17 | 1 | 68.3 |
| TOTAL | 54 | 32 | 238 | 1/11 | 1 | 17 | 1 | 68.3 |

| RUSHING | ATT | YDS | AVG | LG | TD |
|----------------------|-----------|-----------|------------|-----------|----------|
| Carlos Hyde | 9 | 32 | 3.6 | 7 | 0 |
| James Robinson | 4 | 22 | 5.5 | 14 | 0 |
| Trevor Lawrence | 3 | 11 | 3.7 | 8 | 0 |
| Dare Ogunbowale | 2 | 9 | 4.5 | 5 | 0 |
| Laviska Shenault Jr. | 1 | 8 | 8.0 | 8 | 0 |
| TOTAL | 19 | 82 | 4.3 | 14 | 0 |

| RECEIVING | NO | YDS | AVG | LG | TD |
|----------------------|-----------|------------|------------|-----------|----------|
| Dan Arnold | 8 | 68 | 8.5 | 11 | 0 |
| Carlos Hyde | 6 | 40 | 6.7 | 9 | 0 |
| Jamal Agnew | 6 | 38 | 6.3 | 9t | 1 |
| Marvin Jones Jr. | 5 | 35 | 7.0 | 13 | 0 |
| Laviska Shenault Jr. | 2 | 13 | 6.5 | 7 | 0 |
| James Robinson | 1 | 17 | 17.0 | 17 | 0 |
| Tyron Johnson | 1 | 10 | 10.0 | 10 | 0 |
| Dare Ogunbowale | 1 | 9 | 9.0 | 9 | 0 |
| Tavon Austin | 1 | 5 | 5.0 | 5 | 0 |
| Luke Farrell | 1 | 3 | 3.0 | 3 | 0 |
| TOTAL | 32 | 238 | 7.4 | 17 | 1 |

| TOP DEFENSE | TOT | SOLO | AST | SCK | YDS | INT |
|---------------|-----|------|-----|-----|------|-----|
| Myles Jack | 8 | 5 | 3 | 0.0 | 0.0 | 0 |
| Damien Wilson | 7 | 4 | 3 | 0.0 | 0.0 | 0 |
| Josh Allen | 6 | 5 | 1 | 2.0 | 24.0 | 0 |

| FIELD GOALS | FGM/FGA | PERCENT | RESULTS |
|----------------|---------|---------|---------|
| No Field Goals | | | |

SEATTLE SEAHAWKS

| PASSING | ATT | CP | YDS | SK/YD | TD | LG | INT | RTG |
|--------------|-----------|-----------|------------|-------------|----------|-----------|----------|--------------|
| Geno Smith | 24 | 20 | 195 | 3/35 | 2 | 28 | 0 | 128.3 |
| TOTAL | 24 | 20 | 195 | 3/35 | 2 | 28 | 0 | 128.3 |

| RUSHING | ATT | YDS | AVG | LG | TD |
|----------------|-----------|-----------|------------|-----------|----------|
| Alex Collins | 10 | 44 | 4.4 | 12 | 0 |
| Travis Homer | 4 | 9 | 2.3 | 7 | 0 |
| Geno Smith | 2 | 8 | 4.0 | 7 | 1 |
| Rashaad Penny | 7 | 7 | 1.0 | 5 | 0 |
| DeeJay Dallas | 1 | 6 | 6.0 | 6 | 0 |
| Gerald Everett | 1 | -5 | -5.0 | -5 | 0 |
| TOTAL | 25 | 69 | 2.8 | 12 | 1 |

| RECEIVING | NO | YDS | AVG | LG | TD |
|----------------|-----------|------------|------------|-----------|----------|
| Tyler Lockett | 12 | 142 | 11.8 | 28 | 0 |
| DK Metcalf | 6 | 43 | 7.2 | 16t | 2 |
| Gerald Everett | 1 | 7 | 7.0 | 7 | 0 |
| Travis Homer | 1 | 3 | 3.0 | 3 | 0 |
| TOTAL | 20 | 195 | 9.8 | 28 | 2 |

| TOP DEFENSE | TOT | SOLO | AST | SCK | YDS | INT |
|--------------|-----|------|-----|-----|-----|-----|
| Bobby Wagner | 14 | 7 | 7 | 0.0 | 0.0 | 0 |
| Jamal Adams | 10 | 5 | 5 | 0.0 | 0.0 | 0 |
| Ugo Amadi | 9 | 8 | 1 | 0.0 | 0.0 | 0 |

| FIELD GOALS | FGM/FGA | PERCENT | RESULTS |
|--------------|------------|--------------|---------|
| Jason Myers | 1-1 | 100.0 | 31G |
| TOTAL | 1-1 | 100.0 | |

Team Statistics

| | Jaguars | Seahawks |
|------------------------------|----------|----------|
| First Downs | 20 | 17 |
| 3rd-Down Eff. (Made/Att/Pct) | 5/14/36% | 3/10/30% |
| 4th-Down Eff. (Made/Att/Pct) | 1/4/25% | 1/1/100% |
| Total Net Yards | 309 | 229 |
| Total Plays | 74 | 52 |
| Yards Per Play | 4.2 | 4.4 |
| Rushes/Net Yards | 19/82 | 25/69 |
| Net Passing | 227 | 160 |
| Pass Attempts/Completions | 54/32 | 24/20 |
| Had Intercepted | 1 | 0 |
| Sacked/Yards Lost | 1/11 | 3/35 |
| Punts/Average | 4/48.8 | 5/45.2 |
| Penalties/Yards | 12/93 | 5/40 |
| Fumbles/Lost | 0/0 | 0/0 |
| Possession Time | 31:29 | 28:31 |



GAME SUMMARIES



WEEK 9



63,110 ■ TIAA Bank Field ■ Nov 7, 2021

Buffalo Bills 3 3 0 0 - 6
 Jacksonville Jaguars 3 3 0 3 - 9

SCORING DRIVES

| TEAM | QTR | TIME | SCORING PLAY | BUF | JAX |
|---------|-----|-------|--|-----|-----|
| Jaguars | 1 | 08:57 | M.Wright 39 yd. Field Goal (12-54, 6:03) | 0 | 3 |
| Bills | 1 | 03:54 | T.Bass 24 yd. Field Goal (12-48, 5:03) | 3 | 3 |
| Bills | 2 | 10:59 | T.Bass 41 yd. Field Goal (12-48, 6:24) | 6 | 3 |
| Jaguars | 2 | 05:30 | M.Wright 55 yd. Field Goal (10-38, 5:29) | 6 | 6 |
| Jaguars | 4 | 12:10 | M.Wright 21 yd. Field Goal (10-27, 4:45) | 6 | 9 |

JACKSONVILLE JAGUARS

| PASSING | ATT | CP | YDS | SK/YD | TD | LG | INT | RTG |
|-----------------|-----------|-----------|------------|-------------|----------|-----------|----------|-------------|
| Trevor Lawrence | 26 | 15 | 118 | 2/12 | 0 | 23 | 0 | 69.1 |
| C.J. Beathard | 2 | 2 | 33 | 0/0 | 0 | 28 | 0 | 118.8 |
| TOTAL | 28 | 17 | 151 | 2/12 | 0 | 28 | 0 | 75.1 |

| RUSHING | ATT | YDS | AVG | LG | TD |
|----------------------|-----------|-----------|------------|-----------|----------|
| Carlos Hyde | 21 | 67 | 3.2 | 15 | 0 |
| Jamal Agnew | 1 | 11 | 11.0 | 11 | 0 |
| Trevor Lawrence | 3 | 4 | 1.3 | 3 | 0 |
| Dare Ogunbowale | 1 | 1 | 1.0 | 1 | 0 |
| Laviska Shenault Jr. | 1 | -4 | -4.0 | -4 | 0 |
| TOTAL | 27 | 79 | 2.9 | 15 | 0 |

| RECEIVING | NO | YDS | AVG | LG | TD |
|----------------------|-----------|------------|------------|-----------|----------|
| Dan Arnold | 4 | 60 | 15.0 | 28 | 0 |
| Laviska Shenault Jr. | 4 | 24 | 6.0 | 9 | 0 |
| Jamal Agnew | 3 | 27 | 9.0 | 23 | 0 |
| Marvin Jones Jr. | 3 | 21 | 7.0 | 12 | 0 |
| Chris Manhertz | 1 | 9 | 9.0 | 9 | 0 |
| Carlos Hyde | 1 | 6 | 6.0 | 6 | 0 |
| Dare Ogunbowale | 1 | 4 | 4.0 | 4 | 0 |
| TOTAL | 17 | 151 | 8.9 | 28 | 0 |

| TOP DEFENSE | TOT | SOLO | AST | SCK | YDS | INT |
|---------------|-----|------|-----|-----|------|-----|
| Josh Allen | 8 | 8 | 0 | 1.0 | 10.0 | 1 |
| Damien Wilson | 7 | 5 | 2 | 0.0 | 0.0 | 0 |
| Myles Jack | 7 | 5 | 2 | 0.0 | 0.0 | 0 |

| FIELD GOALS | FGM/FGA | PERCENT | RESULTS |
|----------------|------------|-------------|---------------------|
| Matthew Wright | 3-4 | 75.0 | 39G, 55G, 42WL, 21G |
| TOTAL | 3-4 | 75.0 | |

BUFFALO BILLS

| PASSING | ATT | CP | YDS | SK/YD | TD | LG | INT | RTG |
|--------------|-----------|-----------|------------|-------------|----------|-----------|----------|-------------|
| Josh Allen | 47 | 31 | 264 | 4/35 | 0 | 28 | 2 | 62.7 |
| TOTAL | 47 | 31 | 264 | 4/35 | 0 | 28 | 2 | 62.7 |

| RUSHING | ATT | YDS | AVG | LG | TD |
|------------------|-----------|-----------|------------|-----------|----------|
| Josh Allen | 5 | 50 | 10.0 | 22 | 0 |
| Devin Singletary | 6 | 16 | 2.7 | 5 | 0 |
| Zack Moss | 3 | 6 | 2.0 | 7 | 0 |
| TOTAL | 14 | 72 | 5.1 | 22 | 0 |

| RECEIVING | NO | YDS | AVG | LG | TD |
|------------------|-----------|------------|------------|-----------|----------|
| Cole Beasley | 8 | 33 | 4.1 | 9 | 0 |
| Devin Singletary | 7 | 43 | 6.1 | 14 | 0 |
| Stefon Diggs | 6 | 85 | 14.2 | 28 | 0 |
| Emmanuel Sanders | 4 | 65 | 16.3 | 22 | 0 |
| Zack Moss | 2 | 18 | 9.0 | 13 | 0 |
| Isaiah McKenzie | 2 | 10 | 5.0 | 9 | 0 |
| Tommy Sweeney | 2 | 10 | 5.0 | 7 | 0 |
| TOTAL | 31 | 264 | 8.5 | 28 | 0 |

| TOP DEFENSE | TOT | SOLO | AST | SCK | YDS | INT |
|------------------|-----|------|-----|-----|-----|-----|
| Tremaine Edmunds | 8 | 3 | 5 | 0.0 | 0.0 | 0 |
| Levi Wallace | 7 | 6 | 1 | 0.0 | 0.0 | 0 |
| Siran Neal | 6 | 4 | 2 | 0.0 | 0.0 | 0 |

| FIELD GOALS | FGM/FGA | PERCENT | RESULTS |
|--------------|------------|--------------|----------|
| Tyler Bass | 2-2 | 100.0 | 24G, 41G |
| TOTAL | 2-2 | 100.0 | |

Team Statistics

| | Bills | Jaguars |
|------------------------------|----------|----------|
| First Downs | 17 | 16 |
| 3rd-Down Eff. (Made/Att/Pct) | 6/15/40% | 2/13/15% |
| 4th-Down Eff. (Made/Att/Pct) | 0/1/0% | 2/2/100% |
| Total Net Yards | 301 | 218 |
| Total Plays | 65 | 57 |
| Yards Per Play | 4.6 | 3.8 |
| Rushes/Net Yards | 14/72 | 27/79 |
| Net Passing | 229 | 139 |
| Pass Attempts/Completions | 47/31 | 28/17 |
| Had Intercepted | 2 | 0 |
| Sacked/Yards Lost | 4/35 | 2/12 |
| Punts/Average | 3/49.3 | 4/45.0 |
| Penalties/Yards | 12/118 | 8/54 |
| Fumbles/Lost | 2/1 | 1/1 |
| Possession Time | 30:38 | 29:22 |



GAME SUMMARIES



WEEK 10

60,622 ■ Lucas Oil Stadium ■ Nov 14, 2021



Jacksonville Jaguars 6 3 0 8 - 17
 Indianapolis Colts 17 3 0 3 - 23

SCORING DRIVES

| TEAM | QTR | TIME | SCORING PLAY | JAX | IND |
|---------|-----|-------|---|-----|-----|
| Colts | 1 | 09:57 | M.Badgley 24 yd. Field Goal (10-63, 5:03) | 0 | 3 |
| Colts | 1 | 08:23 | E.Speed 12 yd. return of blocked punt (M.Badgley kick) | 0 | 10 |
| Colts | 1 | 02:48 | J.Taylor 4 yd. run (M.Badgley kick) (8-53, 4:07) | 0 | 17 |
| Jaguars | 1 | 01:03 | J.Agnew 66 yd. run (kick failed, wr) (4-78, 1:45) | 6 | 17 |
| Colts | 2 | 01:43 | M.Badgley 29 yd. Field Goal (9-71, 3:39) | 6 | 20 |
| Jaguars | 2 | 00:00 | M.Wright 56 yd. Field Goal (6-32, 0:36) | 9 | 20 |
| Jaguars | 4 | 10:34 | J.Robinson 1 yd. run (T.Lawrence-D.Arnold pass) (10-65, 5:10) | 17 | 20 |
| Colts | 4 | 02:22 | M.Badgley 37 yd. Field Goal (11-64, 5:06) | 17 | 23 |

JACKSONVILLE JAGUARS

| PASSING | ATT | CP | YDS | SK/YD | TD | LG | INT | RTG |
|-----------------|-----------|-----------|------------|-------------|----------|-----------|----------|-------------|
| Trevor Lawrence | 35 | 16 | 162 | 3/10 | 0 | 24 | 0 | 59.5 |
| TOTAL | 35 | 16 | 162 | 3/10 | 0 | 24 | 0 | 59.5 |

| RUSHING | ATT | YDS | AVG | LG | TD |
|----------------------|-----------|------------|------------|------------|----------|
| Jamal Agnew | 3 | 79 | 26.3 | 66t | 1 |
| James Robinson | 12 | 57 | 4.8 | 18 | 1 |
| Trevor Lawrence | 5 | 33 | 6.6 | 12 | 0 |
| Laviska Shenault Jr. | 2 | 6 | 3.0 | 5 | 0 |
| Carlos Hyde | 2 | 4 | 2.0 | 5 | 0 |
| TOTAL | 24 | 179 | 7.5 | 66T | 2 |

| RECEIVING | NO | YDS | AVG | LG | TD |
|----------------------|-----------|------------|-------------|-----------|----------|
| Dan Arnold | 5 | 67 | 13.4 | 24 | 0 |
| James Robinson | 4 | 27 | 6.8 | 9 | 0 |
| Laviska Shenault Jr. | 3 | 15 | 5.0 | 6 | 0 |
| Marvin Jones Jr. | 2 | 35 | 17.5 | 23 | 0 |
| Laquon Treadwell | 1 | 18 | 18.0 | 18 | 0 |
| Carlos Hyde | 1 | 0 | 0.0 | 0 | 0 |
| TOTAL | 16 | 162 | 10.1 | 24 | 0 |

| TOP DEFENSE | TOT | SOLO | AST | SCK | YDS | INT |
|------------------|-----|------|-----|-----|-----|-----|
| Malcom Brown | 6 | 4 | 2 | 0.0 | 0.0 | 0 |
| Rayshawn Jenkins | 6 | 4 | 2 | 0.0 | 0.0 | 0 |
| Dawuane Smoot | 5 | 3 | 2 | 0.0 | 0.0 | 0 |

| FIELD GOALS | FGM/FGA | PERCENT | RESULTS |
|----------------|------------|-------------|-----------|
| Matthew Wright | 1-2 | 50.0 | 56G, 51WR |
| TOTAL | 1-2 | 50.0 | |

INDIANAPOLIS COLTS

| PASSING | ATT | CP | YDS | SK/YD | TD | LG | INT | RTG |
|--------------|-----------|-----------|------------|-------------|----------|-----------|----------|-------------|
| Carson Wentz | 34 | 22 | 180 | 1/12 | 0 | 27 | 0 | 78.1 |
| TOTAL | 34 | 22 | 180 | 1/12 | 0 | 27 | 0 | 78.1 |

| RUSHING | ATT | YDS | AVG | LG | TD |
|-----------------|-----------|------------|------------|-----------|----------|
| Jonathan Taylor | 21 | 116 | 5.5 | 34 | 1 |
| Nyheim Hines | 2 | 12 | 6.0 | 9 | 0 |
| Carson Wentz | 4 | -1 | -0.3 | 2 | 0 |
| TOTAL | 27 | 127 | 4.7 | 34 | 1 |

| RECEIVING | NO | YDS | AVG | LG | TD |
|---------------------|-----------|------------|------------|-----------|----------|
| Jonathan Taylor | 6 | 10 | 1.7 | 6 | 0 |
| Michael Pittman Jr. | 5 | 71 | 14.2 | 27 | 0 |
| Jack Doyle | 3 | 31 | 10.3 | 12 | 0 |
| Nyheim Hines | 2 | 17 | 8.5 | 10 | 0 |
| Zach Pascal | 2 | 9 | 4.5 | 12 | 0 |
| Ashton Dulin | 1 | 16 | 16.0 | 16 | 0 |
| Kylen Granson | 1 | 15 | 15.0 | 15 | 0 |
| Mo Alie-Cox | 1 | 6 | 6.0 | 6 | 0 |
| T.Y. Hilton | 1 | 5 | 5.0 | 5 | 0 |
| TOTAL | 22 | 180 | 8.2 | 27 | 0 |

| TOP DEFENSE | TOT | SOLO | AST | SCK | YDS | INT |
|----------------|-----|------|-----|-----|-----|-----|
| Andrew Sendejo | 7 | 6 | 1 | 0.0 | 0.0 | 0 |
| Bobby Okereke | 7 | 5 | 2 | 0.0 | 0.0 | 0 |
| Darius Leonard | 6 | 4 | 2 | 0.0 | 0.0 | 0 |

| FIELD GOALS | FGM/FGA | PERCENT | RESULTS |
|-----------------|------------|--------------|---------------|
| Michael Badgley | 3-3 | 100.0 | 24G, 29G, 37G |
| TOTAL | 3-3 | 100.0 | |

Team Statistics

| | Jaguars | Colts |
|------------------------------|----------|----------|
| First Downs | 15 | 15 |
| 3rd-Down Eff. (Made/Att/Pct) | 5/15/33% | 4/15/27% |
| 4th-Down Eff. (Made/Att/Pct) | 0/0/0% | 0/0/0% |
| Total Net Yards | 331 | 295 |
| Total Plays | 62 | 62 |
| Yards Per Play | 5.3 | 4.8 |
| Rushes/Net Yards | 24/179 | 27/127 |
| Net Passing | 152 | 168 |
| Pass Attempts/Completions | 35/16 | 34/22 |
| Had Intercepted | 0 | 0 |
| Sacked/Yards Lost | 3/10 | 1/12 |
| Punts/Average | 8/41.5 | 7/45.6 |
| Penalties/Yards | 8/79 | 7/47 |
| Fumbles/Lost | 2/1 | 0/0 |
| Possession Time | 27:44 | 32:16 |



GAME SUMMARIES



WEEK 11



60,268 ■ TIAA Bank Field ■ Nov 21, 2021

San Francisco 49ers 3 17 7 3 - 30
 Jacksonville Jaguars 0 3 0 7 - 10

SCORING DRIVES

| TEAM | QTR | TIME | SCORING PLAY | SF | JAX |
|---------|-----|-------|---|----|-----|
| 49ers | 1 | 01:55 | R.Gould 20 yd. Field Goal (20-87, 13:05) | 3 | 0 |
| 49ers | 2 | 11:24 | D.Samuel 25 yd. run (R.Gould kick) (7-80, 3:56) | 10 | 0 |
| 49ers | 2 | 08:25 | B.Aiyuk 6 yd. pass from J.Garoppolo (R.Gould kick) (7-35, 2:51) | 17 | 0 |
| Jaguars | 2 | 01:53 | M.Wright 30 yd. Field Goal (12-67, 6:32) | 17 | 3 |
| 49ers | 2 | 00:00 | R.Gould 48 yd. Field Goal (7-45, 1:53) | 20 | 3 |
| 49ers | 3 | 08:49 | G.Kittle 1 yd. pass from J.Garoppolo (R.Gould kick) (11-77, 5:45) | 27 | 3 |
| 49ers | 4 | 05:33 | R.Gould 45 yd. Field Goal (5-17, 3:00) | 30 | 3 |
| Jaguars | 4 | 03:04 | J.Robinson 1 yd. run (M.Wright kick) (8-75, 2:29) | 30 | 10 |

JACKSONVILLE JAGUARS

| PASSING | ATT | CP | YDS | SK/YD | TD | LG | INT | RTG |
|-----------------|-----------|-----------|------------|-------------|----------|-----------|----------|-------------|
| Trevor Lawrence | 25 | 16 | 158 | 3/12 | 0 | 22 | 0 | 81.8 |
| TOTAL | 25 | 16 | 158 | 3/12 | 0 | 22 | 0 | 81.8 |

| RUSHING | ATT | YDS | AVG | LG | TD |
|-----------------|-----------|-----------|------------|-----------|----------|
| James Robinson | 12 | 29 | 2.4 | 7 | 1 |
| Trevor Lawrence | 3 | 23 | 7.7 | 10 | 0 |
| Jamal Agnew | 1 | 2 | 2.0 | 2 | 0 |
| TOTAL | 16 | 54 | 3.4 | 10 | 1 |

| RECEIVING | NO | YDS | AVG | LG | TD |
|----------------------|-----------|------------|------------|-----------|----------|
| Laviska Shenault Jr. | 5 | 50 | 10.0 | 16 | 0 |
| Marvin Jones Jr. | 4 | 52 | 13.0 | 22 | 0 |
| Jamal Agnew | 3 | 18 | 6.0 | 8 | 0 |
| James Robinson | 2 | 9 | 4.5 | 6 | 0 |
| Tavon Austin | 1 | 18 | 18.0 | 18 | 0 |
| Laquon Treadwell | 1 | 11 | 11.0 | 11 | 0 |
| TOTAL | 16 | 158 | 9.9 | 22 | 0 |

| TOP DEFENSE | TOT | SOLO | AST | SCK | YDS | INT |
|---------------|-----|------|-----|-----|-----|-----|
| Myles Jack | 12 | 5 | 7 | 0.0 | 0.0 | 0 |
| Josh Allen | 10 | 4 | 6 | 0.0 | 0.0 | 0 |
| Damien Wilson | 8 | 4 | 4 | 1.0 | 6.0 | 0 |

| FIELD GOALS | FGM/FGA | PERCENT | RESULTS |
|----------------|------------|--------------|---------|
| Matthew Wright | 1-1 | 100.0 | 30G |
| TOTAL | 1-1 | 100.0 | |

SAN FRANCISCO 49ERS

| PASSING | ATT | CP | YDS | SK/YD | TD | LG | INT | RTG |
|-----------------|-----------|-----------|------------|-------------|----------|-----------|----------|--------------|
| Jimmy Garoppolo | 22 | 16 | 176 | 2/14 | 2 | 34 | 0 | 126.3 |
| TOTAL | 22 | 16 | 176 | 2/14 | 2 | 34 | 0 | 126.3 |

| RUSHING | ATT | YDS | AVG | LG | TD |
|-----------------|-----------|------------|------------|------------|----------|
| Deebo Samuel | 8 | 79 | 9.9 | 25t | 1 |
| Jeff Wilson Jr. | 19 | 50 | 2.6 | 11 | 0 |
| Trey Sermon | 10 | 32 | 3.2 | 12 | 0 |
| Jimmy Garoppolo | 2 | 6 | 3.0 | 3 | 0 |
| Trey Lance | 3 | 4 | 1.3 | 7 | 0 |
| TOTAL | 42 | 171 | 4.1 | 25T | 1 |

| RECEIVING | NO | YDS | AVG | LG | TD |
|-----------------|-----------|------------|-------------|-----------|----------|
| Brandon Aiyuk | 7 | 85 | 12.1 | 34 | 1 |
| George Kittle | 4 | 34 | 8.5 | 13 | 1 |
| Trey Sermon | 1 | 23 | 23.0 | 23 | 0 |
| Deebo Samuel | 1 | 15 | 15.0 | 15 | 0 |
| Jeff Wilson Jr. | 1 | 8 | 8.0 | 8 | 0 |
| Kyle Juszczyk | 1 | 7 | 7.0 | 7 | 0 |
| Jauan Jennings | 1 | 4 | 4.0 | 4 | 0 |
| TOTAL | 16 | 176 | 11.0 | 34 | 2 |

| TOP DEFENSE | TOT | SOLO | AST | SCK | YDS | INT |
|--------------|-----|------|-----|-----|-----|-----|
| Fred Warner | 7 | 4 | 3 | 0.0 | 0.0 | 0 |
| Jimmie Ward | 5 | 2 | 3 | 0.0 | 0.0 | 0 |
| Ambry Thomas | 4 | 4 | 0 | 0.0 | 0.0 | 0 |

| FIELD GOALS | FGM/FGA | PERCENT | RESULTS |
|--------------|------------|--------------|---------------|
| Robbie Gould | 3-3 | 100.0 | 20G, 48G, 45G |
| TOTAL | 3-3 | 100.0 | |

Team Statistics

| | 49ers | Jaguars |
|------------------------------|----------|----------|
| First Downs | 25 | 14 |
| 3rd-Down Eff. (Made/Att/Pct) | 6/12/50% | 5/11/45% |
| 4th-Down Eff. (Made/Att/Pct) | 1/1/100% | 1/1/100% |
| Total Net Yards | 333 | 200 |
| Total Plays | 66 | 44 |
| Yards Per Play | 5.0 | 4.5 |
| Rushes/Net Yards | 42/171 | 16/54 |
| Net Passing | 162 | 146 |
| Pass Attempts/Completions | 22/16 | 25/16 |
| Had Intercepted | 0 | 0 |
| Sacked/Yards Lost | 2/14 | 3/12 |
| Punts/Average | 2/44.0 | 4/48.3 |
| Penalties/Yards | 1/12 | 8/56 |
| Fumbles/Lost | 1/0 | 2/2 |
| Possession Time | 38:22 | 21:38 |



GAME SUMMARIES



WEEK 12

60,031 ■ TIAA Bank Field ■ Nov 28, 2021



Atlanta Falcons 7 7 7 0 - 21
 Jacksonville Jaguars 0 3 8 3 - 14

SCORING DRIVES

| TEAM | QTR | TIME | SCORING PLAY | ATL | JAX |
|---------|-----|-------|--|-----|-----|
| Falcons | 1 | 00:38 | C.Patterson 7 yd. run (Y.Koo kick) (9-81, 5:17) | 7 | 0 |
| Falcons | 2 | 06:40 | C.Patterson 12 yd. run (Y.Koo kick) (4-29, 1:04) | 14 | 0 |
| Jaguars | 2 | 00:45 | M.Wright 22 yd. Field Goal (14-70, 5:55) | 14 | 3 |
| Falcons | 3 | 07:47 | R.Gage 12 yd. pass from M.Ryan (Y.Koo kick) (9-88, 5:01) | 21 | 3 |
| Jaguars | 3 | 00:22 | T.Austin 7 yd. pass from T.Lawrence (T.Lawrence-J.O'Shaughnessy pass) (9-72, 3:44) | 21 | 11 |
| Jaguars | 4 | 06:28 | M.Wright 34 yd. Field Goal (14-74, 6:29) | 21 | 14 |

JACKSONVILLE JAGUARS

| PASSING | ATT | CP | YDS | SK/YD | TD | LG | INT | RTG |
|-----------------|-----------|-----------|------------|-------------|----------|-----------|----------|-------------|
| Trevor Lawrence | 42 | 23 | 228 | 1/12 | 1 | 26 | 1 | 68.4 |
| TOTAL | 42 | 23 | 228 | 1/12 | 1 | 26 | 1 | 68.4 |

| RUSHING | ATT | YDS | AVG | LG | TD |
|-----------------|-----------|------------|------------|-----------|----------|
| James Robinson | 17 | 86 | 5.1 | 12 | 0 |
| Trevor Lawrence | 5 | 39 | 7.8 | 10 | 0 |
| Carlos Hyde | 6 | 16 | 2.7 | 8 | 0 |
| TOTAL | 28 | 141 | 5.0 | 12 | 0 |

| RECEIVING | NO | YDS | AVG | LG | TD |
|----------------------|-----------|------------|------------|-----------|----------|
| Laviska Shenault Jr. | 5 | 33 | 6.6 | 24 | 0 |
| Laquon Treadwell | 4 | 53 | 13.3 | 20 | 0 |
| Marvin Jones Jr. | 4 | 43 | 10.8 | 21 | 0 |
| James O'Shaughnessy | 3 | 29 | 9.7 | 21 | 0 |
| James Robinson | 3 | 29 | 9.7 | 26 | 0 |
| Tavon Austin | 2 | 21 | 10.5 | 14 | 1 |
| Chris Manhertz | 1 | 11 | 11.0 | 11 | 0 |
| Dan Arnold | 1 | 9 | 9.0 | 9 | 0 |
| TOTAL | 23 | 228 | 9.9 | 26 | 1 |

| TOP DEFENSE | TOT | SOLO | AST | SCK | YDS | INT |
|------------------|-----|------|-----|-----|-----|-----|
| Myles Jack | 8 | 4 | 4 | 0.0 | 0.0 | 0 |
| Nevin Lawson | 6 | 3 | 3 | 0.0 | 0.0 | 0 |
| Rayshawn Jenkins | 6 | 5 | 1 | 0.0 | 0.0 | 0 |

| FIELD GOALS | FGM/FGA | PERCENT | RESULTS |
|----------------|------------|--------------|----------|
| Matthew Wright | 2-2 | 100.0 | 22G, 34G |
| TOTAL | 2-2 | 100.0 | |

ATLANTA FALCONS

| PASSING | ATT | CP | YDS | SK/YD | TD | LG | INT | RTG |
|--------------|-----------|-----------|------------|------------|----------|-----------|----------|-------------|
| Matt Ryan | 29 | 19 | 190 | 1/7 | 1 | 20 | 1 | 81.1 |
| TOTAL | 29 | 19 | 190 | 1/7 | 1 | 20 | 1 | 81.1 |

| RUSHING | ATT | YDS | AVG | LG | TD |
|-----------------------|-----------|------------|------------|-----------|----------|
| Cordarrelle Patterson | 16 | 108 | 6.8 | 27 | 2 |
| Wayne Gallman | 4 | 19 | 4.8 | 15 | 0 |
| Mike Davis | 5 | 16 | 3.2 | 6 | 0 |
| Matt Ryan | 4 | 6 | 1.5 | 7 | 0 |
| TOTAL | 29 | 149 | 5.1 | 27 | 2 |

| RECEIVING | NO | YDS | AVG | LG | TD |
|-----------------------|-----------|------------|-------------|-----------|----------|
| Russell Gage | 6 | 62 | 10.3 | 15 | 1 |
| Mike Davis | 3 | 25 | 8.3 | 18 | 0 |
| Cordarrelle Patterson | 2 | 27 | 13.5 | 20 | 0 |
| Kyle Pitts | 2 | 26 | 13.0 | 19 | 0 |
| Tajae Sharpe | 2 | 22 | 11.0 | 13 | 0 |
| Keith Smith | 2 | 16 | 8.0 | 10 | 0 |
| Parker Hesse | 1 | 7 | 7.0 | 7 | 0 |
| Olamide Zaccheaus | 1 | 5 | 5.0 | 5 | 0 |
| TOTAL | 19 | 190 | 10.0 | 20 | 1 |

| TOP DEFENSE | TOT | SOLO | AST | SCK | YDS | INT |
|---------------------|-----|------|-----|-----|-----|-----|
| Mykal Walker | 11 | 6 | 5 | 0.0 | 0.0 | 0 |
| Foyesade Oluokun | 10 | 5 | 5 | 0.0 | 0.0 | 0 |
| Adetokunbo Ogundeji | 9 | 5 | 4 | 0.0 | 0.0 | 0 |

| FIELD GOALS | FGM/FGA | PERCENT | RESULTS |
|-------------|----------------|---------|---------|
| | No Field Goals | | |

Team Statistics

| | Falcons | Jaguars |
|------------------------------|----------|----------|
| First Downs | 21 | 20 |
| 3rd-Down Eff. (Made/Att/Pct) | 5/12/42% | 9/16/56% |
| 4th-Down Eff. (Made/Att/Pct) | 0/0/0% | 0/2/0% |
| Total Net Yards | 332 | 357 |
| Total Plays | 59 | 71 |
| Yards Per Play | 5.6 | 5.0 |
| Rushes/Net Yards | 29/149 | 28/141 |
| Net Passing | 183 | 216 |
| Pass Attempts/Completions | 29/19 | 42/23 |
| Had Intercepted | 1 | 1 |
| Sacked/Yards Lost | 1/7 | 1/12 |
| Punts/Average | 5/44.8 | 3/43.3 |
| Penalties/Yards | 5/26 | 6/43 |
| Fumbles/Lost | 0/0 | 3/1 |
| Possession Time | 30:52 | 29:08 |



GAME SUMMARIES



WEEK 13



70,801 ■ SoFi Stadium ■ Dec 5, 2021

Jacksonville Jaguars 0 7 0 0 - 7
 Los Angeles Rams 10 6 14 7 - 37

SCORING DRIVES

| TEAM | QTR | TIME | SCORING PLAY | JAX | LAR |
|---------|-----|-------|---|-----|-----|
| Rams | 1 | 12:20 | M.Gay 40 yd. Field Goal (6-12, 2:40) | 0 | 3 |
| Rams | 1 | 10:25 | S.Michel 5 yd. run (M.Gay kick) (3-27, 1:21) | 0 | 10 |
| Jaguars | 2 | 13:23 | C.Hyde 1 yd. run (M.Wright kick) (13-73, 6:32) | 7 | 10 |
| Rams | 2 | 07:41 | M.Gay 44 yd. Field Goal (10-57, 5:42) | 7 | 13 |
| Rams | 2 | 00:19 | M.Gay 37 yd. Field Goal (10-70, 1:56) | 7 | 16 |
| Rams | 3 | 11:43 | C.Kupp 29 yd. pass from M.Stafford (M.Gay kick) (4-85, 2:18) | 7 | 23 |
| Rams | 3 | 03:27 | V.Jefferson 2 yd. pass from M.Stafford (M.Gay kick) (10-62, 5:09) | 7 | 30 |
| Rams | 4 | 10:52 | O.Beckham 1 yd. pass from M.Stafford (M.Gay kick) (10-55, 5:35) | 7 | 37 |

JACKSONVILLE JAGUARS

| PASSING | ATT | CP | YDS | SK/YD | TD | LG | INT | RTG |
|-----------------|-----------|-----------|------------|------------|----------|-----------|----------|-------------|
| Trevor Lawrence | 28 | 16 | 145 | 2/9 | 0 | 28 | 0 | 71.3 |
| TOTAL | 28 | 16 | 145 | 2/9 | 0 | 28 | 0 | 71.3 |

| RUSHING | ATT | YDS | AVG | LG | TD |
|----------------------|-----------|-----------|------------|-----------|----------|
| Carlos Hyde | 9 | 24 | 2.7 | 10 | 1 |
| James Robinson | 8 | 24 | 3.0 | 13 | 0 |
| Trevor Lawrence | 4 | 10 | 2.5 | 9 | 0 |
| C.J. Beathard | 1 | 2 | 2.0 | 2 | 0 |
| Laviska Shenault Jr. | 3 | 1 | 0.3 | 3 | 0 |
| TOTAL | 25 | 61 | 2.4 | 13 | 1 |

| RECEIVING | NO | YDS | AVG | LG | TD |
|----------------------|-----------|------------|------------|-----------|----------|
| Laquon Treadwell | 4 | 62 | 15.5 | 28 | 0 |
| Laviska Shenault Jr. | 3 | 30 | 10.0 | 17 | 0 |
| James O'Shaughnessy | 2 | 13 | 6.5 | 7 | 0 |
| Marvin Jones Jr. | 2 | 11 | 5.5 | 6 | 0 |
| Jaydon Mickens | 2 | 10 | 5.0 | 12 | 0 |
| James Robinson | 1 | 11 | 11.0 | 11 | 0 |
| Tavon Austin | 1 | 9 | 9.0 | 9 | 0 |
| Carlos Hyde | 1 | -1 | -1.0 | -1 | 0 |
| TOTAL | 16 | 145 | 9.1 | 28 | 0 |

| TOP DEFENSE | TOT | SOLO | AST | SCK | YDS | INT |
|----------------|-----|------|-----|-----|-----|-----|
| Andrew Wingard | 8 | 3 | 5 | 0.0 | 0.0 | 0 |
| Myles Jack | 7 | 3 | 4 | 0.0 | 0.0 | 0 |
| Nevin Lawson | 7 | 7 | 0 | 0.0 | 0.0 | 0 |

| FIELD GOALS | FGM/FGA | PERCENT | RESULTS |
|-------------|----------------|---------|---------|
| | No Field Goals | | |

LOS ANGELES RAMS

| PASSING | ATT | CP | YDS | SK/YD | TD | LG | INT | RTG |
|------------------|-----------|-----------|------------|------------|----------|-----------|----------|--------------|
| Matthew Stafford | 38 | 26 | 295 | 1/5 | 3 | 43 | 0 | 117.8 |
| TOTAL | 38 | 26 | 295 | 1/5 | 3 | 43 | 0 | 117.8 |

| RUSHING | ATT | YDS | AVG | LG | TD |
|------------------|-----------|------------|------------|-----------|----------|
| Sony Michel | 24 | 121 | 5.0 | 25 | 1 |
| Mekhi Sargent | 2 | 5 | 2.5 | 3 | 0 |
| Matthew Stafford | 1 | 2 | 2.0 | 2 | 0 |
| TOTAL | 27 | 128 | 4.7 | 25 | 1 |

| RECEIVING | NO | YDS | AVG | LG | TD |
|-----------------|-----------|------------|-------------|-----------|----------|
| Cooper Kupp | 8 | 129 | 16.1 | 43 | 1 |
| Van Jefferson | 6 | 41 | 6.8 | 19 | 1 |
| Tyler Higbee | 5 | 48 | 9.6 | 22 | 0 |
| Sony Michel | 3 | 8 | 2.7 | 5 | 0 |
| Odell Beckham | 2 | 28 | 14.0 | 27 | 1 |
| Ben Skowronek | 1 | 35 | 35.0 | 35 | 0 |
| Kendall Blanton | 1 | 6 | 6.0 | 6 | 0 |
| TOTAL | 26 | 295 | 11.3 | 43 | 3 |

| TOP DEFENSE | TOT | SOLO | AST | SCK | YDS | INT |
|------------------|-----|------|-----|-----|-----|-----|
| Ernest Jones | 9 | 5 | 4 | 0.5 | 1.5 | 0 |
| Jordan Fuller | 8 | 5 | 3 | 0.0 | 0.0 | 0 |
| A'Shawn Robinson | 5 | 1 | 4 | 0.0 | 0.0 | 0 |

| FIELD GOALS | FGM/FGA | PERCENT | RESULTS |
|--------------|------------|--------------|---------------|
| Matt Gay | 3-3 | 100.0 | 40G, 44G, 37G |
| TOTAL | 3-3 | 100.0 | |

Team Statistics

| | Jaguars | Rams |
|------------------------------|----------|----------|
| First Downs | 14 | 24 |
| 3rd-Down Eff. (Made/Att/Pct) | 5/12/42% | 5/12/42% |
| 4th-Down Eff. (Made/Att/Pct) | 1/2/50% | 1/1/100% |
| Total Net Yards | 197 | 418 |
| Total Plays | 55 | 66 |
| Yards Per Play | 3.6 | 6.3 |
| Rushes/Net Yards | 25/61 | 27/128 |
| Net Passing | 136 | 290 |
| Pass Attempts/Completions | 28/16 | 38/26 |
| Had Intercepted | 0 | 0 |
| Sacked/Yards Lost | 2/9 | 1/5 |
| Punts/Average | 5/49.4 | 3/50.0 |
| Penalties/Yards | 3/39 | 7/47 |
| Fumbles/Lost | 3/2 | 1/0 |
| Possession Time | 26:15 | 33:45 |



GAME SUMMARIES



WEEK 14



67,808 ■ Nissan Stadium ■ Dec 12, 2021

Jacksonville Jaguars 0 0 0 0 - 0
 Tennessee Titans 7 3 7 3 - 20

SCORING DRIVES

| TEAM | QTR | TIME | SCORING PLAY | JAX | TEN |
|--------|-----|-------|--|-----|-----|
| Titans | 1 | 10:03 | D.Foreman 5 yd. run (R.Bullock kick) (10-74, 4:57) | 0 | 7 |
| Titans | 2 | 03:10 | R.Bullock 44 yd. Field Goal (15-62, 8:04) | 0 | 10 |
| Titans | 3 | 02:51 | R.Tannehill 5 yd. run (R.Bullock kick) (11-69, 5:10) | 0 | 17 |
| Titans | 4 | 02:20 | R.Bullock 29 yd. Field Goal (4-3, 1:12) | 0 | 20 |

JACKSONVILLE JAGUARS

| PASSING | ATT | CP | YDS | SK/YD | TD | LG | INT | RTG |
|-----------------|-----------|-----------|------------|-------------|----------|-----------|----------|-------------|
| Trevor Lawrence | 40 | 24 | 221 | 3/37 | 0 | 41 | 4 | 35.5 |
| TOTAL | 40 | 24 | 221 | 3/37 | 0 | 41 | 4 | 35.5 |

| RUSHING | ATT | YDS | AVG | LG | TD |
|-----------------|----------|----------|------------|----------|----------|
| James Robinson | 6 | 4 | 0.7 | 5 | 0 |
| Carlos Hyde | 1 | 2 | 2.0 | 2 | 0 |
| Trevor Lawrence | 1 | 2 | 2.0 | 2 | 0 |
| TOTAL | 8 | 8 | 1.0 | 5 | 0 |

| RECEIVING | NO | YDS | AVG | LG | TD |
|----------------------|-----------|------------|------------|-----------|----------|
| Marvin Jones Jr. | 6 | 70 | 11.7 | 31 | 0 |
| Laquon Treadwell | 4 | 68 | 17.0 | 41 | 0 |
| Laviska Shenault Jr. | 4 | 34 | 8.5 | 14 | 0 |
| James O'Shaughnessy | 4 | 21 | 5.3 | 7 | 0 |
| Tavon Austin | 3 | 17 | 5.7 | 7 | 0 |
| Dare Ogunbowale | 2 | 5 | 2.5 | 3 | 0 |
| Carlos Hyde | 1 | 6 | 6.0 | 6 | 0 |
| TOTAL | 24 | 221 | 9.2 | 41 | 0 |

| TOP DEFENSE | TOT | SOLO | AST | SCK | YDS | INT |
|----------------|-----|------|-----|-----|-----|-----|
| Damien Wilson | 10 | 6 | 4 | 1.0 | 7.0 | 0 |
| Myles Jack | 10 | 6 | 4 | 0.0 | 0.0 | 0 |
| Andrew Wingard | 8 | 5 | 3 | 0.0 | 0.0 | 0 |

| FIELD GOALS | FGM/FGA | PERCENT | RESULTS |
|----------------|---------|---------|---------|
| No Field Goals | | | |

TENNESSEE TITANS

| PASSING | ATT | CP | YDS | SK/YD | TD | LG | INT | RTG |
|----------------|-----------|-----------|------------|-------------|----------|-----------|----------|-------------|
| Ryan Tannehill | 31 | 20 | 191 | 4/30 | 0 | 24 | 0 | 81.5 |
| TOTAL | 31 | 20 | 191 | 4/30 | 0 | 24 | 0 | 81.5 |

| RUSHING | ATT | YDS | AVG | LG | TD |
|-------------------|-----------|------------|------------|-----------|----------|
| D'Onta Foreman | 13 | 47 | 3.6 | 8 | 1 |
| Ryan Tannehill | 4 | 29 | 7.3 | 17 | 1 |
| Jeremy McNichols | 8 | 16 | 2.0 | 12 | 0 |
| Dontrell Hilliard | 6 | 13 | 2.2 | 4 | 0 |
| Logan Woodside | 3 | -3 | -1.0 | -1 | 0 |
| TOTAL | 34 | 102 | 3.0 | 17 | 2 |

| RECEIVING | NO | YDS | AVG | LG | TD |
|-----------------------|-----------|------------|------------|-----------|----------|
| Anthony Firkser | 4 | 34 | 8.5 | 11 | 0 |
| Julio Jones | 4 | 33 | 8.3 | 16 | 0 |
| Geoff Swaim | 3 | 45 | 15.0 | 24 | 0 |
| Nick Westbrook-Ikhine | 3 | 31 | 10.3 | 15 | 0 |
| D'Onta Foreman | 2 | 15 | 7.5 | 11 | 0 |
| Chester Rogers | 1 | 13 | 13.0 | 13 | 0 |
| Racey McMath | 1 | 9 | 9.0 | 9 | 0 |
| Cody Hollister | 1 | 6 | 6.0 | 6 | 0 |
| MyCole Pruitt | 1 | 5 | 5.0 | 5 | 0 |
| TOTAL | 20 | 191 | 9.6 | 24 | 0 |

| TOP DEFENSE | TOT | SOLO | AST | SCK | YDS | INT |
|---------------|-----|------|-----|-----|-----|-----|
| Rashaan Evans | 6 | 1 | 5 | 0.0 | 0.0 | 1 |
| Elijah Molden | 5 | 2 | 3 | 0.0 | 0.0 | 0 |
| Kevin Byard | 5 | 2 | 3 | 0.0 | 0.0 | 0 |

| FIELD GOALS | FGM/FGA | PERCENT | RESULTS |
|---------------|------------|-------------|----------------|
| Randy Bullock | 2-3 | 66.7 | 47WR, 44G, 29G |
| TOTAL | 2-3 | 66.7 | |

Team Statistics

| | Jaguars | Titans |
|------------------------------|----------|----------|
| First Downs | 9 | 22 |
| 3rd-Down Eff. (Made/Att/Pct) | 5/13/38% | 6/15/40% |
| 4th-Down Eff. (Made/Att/Pct) | 1/2/50% | 0/0/0% |
| Total Net Yards | 192 | 263 |
| Total Plays | 51 | 69 |
| Yards Per Play | 3.8 | 3.8 |
| Rushes/Net Yards | 8/8 | 34/102 |
| Net Passing | 184 | 161 |
| Pass Attempts/Completions | 40/24 | 31/20 |
| Had Intercepted | 4 | 0 |
| Sacked/Yards Lost | 3/37 | 4/30 |
| Punts/Average | 5/45.0 | 5/38.4 |
| Penalties/Yards | 9/79 | 2/15 |
| Fumbles/Lost | 0/0 | 1/0 |
| Possession Time | 23:03 | 36:57 |





DAKOTA ALLEN | 53



POSITION: LINEBACKER
HT: 6-1 | **WT:** 220 | **DOB:** 11-2-1995
COLLEGE: TEXAS TECH
HOMETOWN: HUMBLE, TEXAS
ACQ: PS (LAR)-'19
EXP: 3rd YEAR

@dakota_allen40
 @dakota_allen40

KEY TRANSACTIONS

- Originally drafted by the L.A. Rams in the seventh round (251st overall) of the 2019 Draft
- Signed by Jacksonville from the L.A. Rams practice squad on 12/10/19

PRO

2021 (Jaguars)

- 12/12 at TEN:** Saw action on special teams
- 12/5 at LAR:** Saw action on special teams
- 11/28 vs. ATL:** Inactive
- 11/21 vs. S.F.:** Inactive (shoulder)
- 11/14 at IND:** Recorded one special teams tackle
- 11/7 vs. BUF:** Saw action on special teams
- 10/31 at SEA:** Saw action on special teams
- 10/17 vs. MIA:** Started at linebacker and recorded three total tackles (one solo)... Also played 14 snaps on special teams
- 10/10 vs. TEN:** Saw action at linebacker after replacing Myles Jack who exited the game with a back injury in the third quarter... Recorded one tackle... Also played 15 snaps on special teams
- 9/30 at CIN:** Played a team-high 20 snaps on special teams... Had one assisted tackle on special teams
- 9/26 vs. ARI:** Played in 25 special teams snaps
- 9/19 vs. DEN:** Played a team-high 22 special teams snaps
- 9/12 at HOU:** Recorded one tackle on defense and one special teams tackle... Played a team-high 31 special teams snaps

2020 (Jaguars)

- Saw action in 13 games, starting two and played primarily on special teams
- Tallied 14 tackles (nine solo), four special teams tackles and three tackles for loss on the season
- 10/11 at HOU:** Made his first career start at linebacker and tied for the team lead with seven tackles, including one tackle for loss
- 10/25 at LAC:** Started at linebacker and collected two tackles, including one for loss

2019 (Raiders & Jaguars)

- Signed by Jacksonville from the L.A. Rams practice squad on Dec. 10 prior to Week 15 and played the final three games of the season primarily on special teams

COLLEGE

- Played in 36 collegiate games at Texas Tech and 12 at East Mississippi Community College, amassing 379 combined tackles (200 solo) from his time at Texas Tech and EMCC combined
- Added 16 passes defended, five INTs, 4.5 sacks, recovered four fumbles and forced an additional two fumbles
- Elected as a team captain prior to the 2017 season as a junior at Texas Tech, proceeding to start all 13 games at WILL linebacker
- Led the team with 102 tackles to go along with four passes defended, 2.0 sacks, two INTs, a forced fumble and a fumble recovery

PERSONAL

- Attended Summer Creek (Humble, Texas) High School where he logged 112 tackles and three interceptions as a senior
- Father, Keith Allen, played collegiate football as a running back at the University of Texas
- Was featured on the Netflix documentary series "Last Chance U" while at EMCC in 2016

DAKOTA ALLEN'S NFL REGULAR SEASON DEFENSIVE STATISTICS

| DATE | TEAM | GP | TACKLES | | | | | | | INTERCEPTIONS | | | | | | | O. FUMB | | | | | ST | | | | MISC | | | |
|------------------------------------|---------|----|---------|----|----|---|-----|-----|-----|---------------|-----|----|-----|----|----|----|---------|----|----|-----|----|----|---|----|----|------|---|---|---|
| | | | GS | TK | S | A | TFL | YDS | SK | YDS | QBH | NO | YDS | LG | TD | PD | FF | FR | TD | YDS | TK | S | A | FF | FR | S | A | | |
| 2019 | Rams | 0 | 0 | 0 | 0 | 0 | 0 | 0.0 | 0.0 | 0 | 0 | 0 | 0 | 0 | 0 | 0 | 0 | 0 | 0 | 0 | 0 | 0 | 0 | 0 | 0 | 0 | 0 | | |
| Went from L.A. Rams to Oakland. | | | | | | | | | | | | | | | | | | | | | | | | | | | | | |
| 2019 | Raiders | 2 | 0 | 0 | 0 | 0 | 0 | 0.0 | 0.0 | 0 | 0 | 0 | 0 | 0 | 0 | 0 | 0 | 0 | 0 | 0 | 0 | 0 | 0 | 0 | 0 | 0 | 0 | | |
| Went from Oakland to Jacksonville. | | | | | | | | | | | | | | | | | | | | | | | | | | | | | |
| 2019 | Jaguars | 3 | 0 | 0 | 0 | 0 | 0 | 0.0 | 0.0 | 0 | 0 | 0 | 0 | 0 | 0 | 0 | 0 | 0 | 0 | 0 | 0 | 0 | 0 | 0 | 0 | 0 | 0 | | |
| 2019 | TOTAL | 5 | 0 | 0 | 0 | 0 | 0 | 0.0 | 0.0 | 0 | 0 | 0 | 0 | 0 | 0 | 0 | 0 | 0 | 0 | 0 | 0 | 0 | 0 | 0 | 0 | 0 | 0 | | |
| 2020 | Jaguars | 13 | 2 | 14 | 9 | 5 | 3 | 8 | 0.0 | 0.0 | 1 | 0 | 0 | 0 | 0 | 0 | 0 | 0 | 0 | 0 | 0 | 0 | 0 | 4 | 3 | 1 | 0 | 0 | 0 |
| 2021 | Jaguars | 11 | 1 | 5 | 1 | 4 | 0 | 0 | 0.0 | 0.0 | 0 | 0 | 0 | 0 | 0 | 0 | 1 | 0 | 0 | 0 | 0 | 0 | 0 | 4 | 3 | 1 | 0 | 0 | 0 |
| NFL TOTALS | | 29 | 3 | 19 | 10 | 9 | 3 | 8 | 0.0 | 0.0 | 1 | 0 | 0 | 0 | 0 | 0 | 1 | 0 | 0 | 0 | 0 | 0 | 0 | 9 | 7 | 2 | 0 | 0 | 0 |



SINGLE-GAME HIGHS: DEFENSIVE

Total Tackles 7 at Houston Texans, Oct 11, 2020
5 at Cincinnati Bengals, Oct 04, 2020
Forced Fumbles 1 vs. Miami Dolphins, Oct 17, 2021

Tackles For Loss 1 at Los Angeles Chargers, Oct 25, 2020
1 at Houston Texans, Oct 11, 2020
...1 more at 1.
Special Teams Tackles 1 at Houston Texans, Sep 12, 2021
1 at Indianapolis Colts, Jan 03, 2021
...4 more at 1.

2021 GAME-BY-GAME REGULAR-SEASON STATISTICS (JAGUARS)

| DATE | OPPONENT | P/S | TACKLES | | | | | | | INTERCEPTIONS | | | | | O. FUMB | | | | ST | | | | MISC | | W/L | SCORE | | | | | |
|--------------------|-------------|-----|-------------|----------|----------|----------|------------|------------|----------|---------------|----------|----------|----------|----------|----------|----------|----------|----------|----------|----------|----------|----------|----------|----------|----------|----------|----------|----------|----------|----------|-------------|
| | | | TK | S | A | SK | YDS | TFL | YDS | QBH | NO | YDS | LG | TD | PD | FF | FR | TD | YDS | TK | S | A | FF | FR | | | S | A | | | |
| 09/12 | at Texans | P | 1 | 0 | 1 | 0.0 | 0.0 | 0 | 0 | 0 | 0 | 0 | 0 | 0 | 0 | 0 | 0 | 0 | 0 | 1 | 1 | 0 | 0 | 0 | 0 | 0 | L | 21-37 | | | |
| 09/19 | Broncos | P | 0 | 0 | 0 | 0.0 | 0.0 | 0 | 0 | 0 | 0 | 0 | 0 | 0 | 0 | 0 | 0 | 0 | 0 | 0 | 0 | 0 | 0 | 0 | 0 | L | 13-23 | | | | |
| 09/26 | Cardinals | P | 0 | 0 | 0 | 0.0 | 0.0 | 0 | 0 | 0 | 0 | 0 | 0 | 0 | 0 | 0 | 0 | 0 | 0 | 0 | 0 | 0 | 0 | 0 | 0 | L | 19-31 | | | | |
| 09/30 | at Bengals | P | 0 | 0 | 0 | 0.0 | 0.0 | 0 | 0 | 0 | 0 | 0 | 0 | 0 | 0 | 0 | 0 | 0 | 1 | 0 | 1 | 0 | 0 | 0 | 0 | L | 21-24 | | | | |
| 10/10 | Titans | P | 1 | 0 | 1 | 0.0 | 0.0 | 0 | 0 | 0 | 0 | 0 | 0 | 0 | 0 | 0 | 0 | 0 | 0 | 0 | 0 | 0 | 0 | 0 | 0 | L | 19-37 | | | | |
| 10/17 | Dolphins | S | 3 | 1 | 2 | 0.0 | 0.0 | 0 | 0 | 0 | 0 | 0 | 0 | 0 | 1 | 0 | 0 | 0 | 0 | 0 | 0 | 0 | 0 | 0 | 0 | W | 23-20 | | | | |
| 10/31 | at Seahawks | P | 0 | 0 | 0 | 0.0 | 0.0 | 0 | 0 | 0 | 0 | 0 | 0 | 0 | 0 | 0 | 0 | 0 | 1 | 1 | 0 | 0 | 0 | 0 | 0 | L | 7-31 | | | | |
| 11/07 | Bills | P | 0 | 0 | 0 | 0.0 | 0.0 | 0 | 0 | 0 | 0 | 0 | 0 | 0 | 0 | 0 | 0 | 0 | 0 | 0 | 0 | 0 | 0 | 0 | 0 | W | 9-6 | | | | |
| 11/14 | at Colts | P | 0 | 0 | 0 | 0.0 | 0.0 | 0 | 0 | 0 | 0 | 0 | 0 | 0 | 0 | 0 | 0 | 0 | 1 | 1 | 0 | 0 | 0 | 0 | 0 | L | 17-23 | | | | |
| 11/21 | 49ers | | | | | | | | | | | | | | | | | | | | | | | | | L | 10-30 | | | | |
| 11/28 | Falcons | | | | | | | | | | | | | | | | | | | | | | | | | L | 14-21 | | | | |
| 12/05 | at Rams | P | 0 | 0 | 0 | 0.0 | 0.0 | 0 | 0 | 0 | 0 | 0 | 0 | 0 | 0 | 0 | 0 | 0 | 0 | 0 | 0 | 0 | 0 | 0 | 0 | L | 7-37 | | | | |
| 12/12 | at Titans | P | 0 | 0 | 0 | 0.0 | 0.0 | 0 | 0 | 0 | 0 | 0 | 0 | 0 | 0 | 0 | 0 | 0 | 0 | 0 | 0 | 0 | 0 | 0 | 0 | L | 0-20 | | | | |
| 2021 TOTALS | | | 11-1 | 5 | 1 | 4 | 0.0 | 0.0 | 0 | 0 | 0 | 0 | 0 | 0 | 0 | 0 | 0 | 0 | 1 | 0 | 0 | 0 | 0 | 4 | 3 | 1 | 0 | 0 | 0 | 0 | 2-11 |

2020 GAME-BY-GAME REGULAR-SEASON STATISTICS (JAGUARS)

| DATE | OPPONENT | P/S | TACKLES | | | | | | | INTERCEPTIONS | | | | | O. FUMB | | | | ST | | | | MISC | | W/L | SCORE | | | | | |
|--------------------|-------------|-----|-------------|-----------|----------|----------|------------|------------|----------|---------------|----------|----------|----------|----------|----------|----------|----------|----------|----------|----------|----------|----------|----------|----------|----------|----------|----------|----------|----------|----------|-------------|
| | | | TK | S | A | SK | YDS | TFL | YDS | QBH | NO | YDS | LG | TD | PD | FF | FR | TD | YDS | TK | S | A | FF | FR | | | S | A | | | |
| 09/13 | Colts | P | 0 | 0 | 0 | 0.0 | 0.0 | 0 | 0 | 0 | 0 | 0 | 0 | 0 | 0 | 0 | 0 | 0 | 0 | 0 | 0 | 0 | 0 | 0 | 0 | 0 | W | 27-20 | | | |
| 09/20 | at Titans | P | 0 | 0 | 0 | 0.0 | 0.0 | 0 | 0 | 0 | 0 | 0 | 0 | 0 | 0 | 0 | 0 | 0 | 0 | 0 | 0 | 0 | 0 | 0 | 0 | 0 | L | 30-33 | | | |
| 09/24 | Dolphins | P | 0 | 0 | 0 | 0.0 | 0.0 | 0 | 0 | 0 | 0 | 0 | 0 | 0 | 0 | 0 | 0 | 0 | 1 | 1 | 0 | 0 | 0 | 0 | 0 | L | 13-31 | | | | |
| 10/04 | at Bengals | P | 5 | 2 | 3 | 0.0 | 0.0 | 1 | 1 | 0 | 0 | 0 | 0 | 0 | 0 | 0 | 0 | 0 | 1 | 0 | 1 | 0 | 0 | 0 | 0 | L | 25-33 | | | | |
| 10/11 | at Texans | S | 7 | 5 | 2 | 0.0 | 0.0 | 1 | 2 | 1 | 0 | 0 | 0 | 0 | 0 | 0 | 0 | 0 | 0 | 0 | 0 | 0 | 0 | 0 | 0 | L | 14-30 | | | | |
| 10/18 | Lions | P | 0 | 0 | 0 | 0.0 | 0.0 | 0 | 0 | 0 | 0 | 0 | 0 | 0 | 0 | 0 | 0 | 0 | 0 | 0 | 0 | 0 | 0 | 0 | 0 | L | 16-34 | | | | |
| 10/25 | at Chargers | S | 2 | 2 | 0 | 0.0 | 0.0 | 1 | 5 | 0 | 0 | 0 | 0 | 0 | 0 | 0 | 0 | 0 | 0 | 0 | 0 | 0 | 0 | 0 | 0 | L | 29-39 | | | | |
| 11/08 | Texans | | | | | | | | | | | | | | | | | | | | | | | | | L | 25-27 | | | | |
| 11/15 | at Packers | | | | | | | | | | | | | | | | | | | | | | | | | L | 20-24 | | | | |
| 11/22 | Steelers | P | 0 | 0 | 0 | 0.0 | 0.0 | 0 | 0 | 0 | 0 | 0 | 0 | 0 | 0 | 0 | 0 | 0 | 0 | 0 | 0 | 0 | 0 | 0 | 0 | L | 3-27 | | | | |
| 11/29 | Browns | P | 0 | 0 | 0 | 0.0 | 0.0 | 0 | 0 | 0 | 0 | 0 | 0 | 0 | 0 | 0 | 0 | 0 | 0 | 0 | 0 | 0 | 0 | 0 | 0 | L | 25-27 | | | | |
| 12/06 | at Vikings | | | | | | | | | | | | | | | | | | | | | | | | | L | 24-27+ | | | | |
| 12/13 | Titans | P | 0 | 0 | 0 | 0.0 | 0.0 | 0 | 0 | 0 | 0 | 0 | 0 | 0 | 0 | 0 | 0 | 0 | 1 | 1 | 0 | 0 | 0 | 0 | 0 | L | 10-31 | | | | |
| 12/20 | at Ravens | P | 0 | 0 | 0 | 0.0 | 0.0 | 0 | 0 | 0 | 0 | 0 | 0 | 0 | 0 | 0 | 0 | 0 | 0 | 0 | 0 | 0 | 0 | 0 | 0 | L | 14-40 | | | | |
| 12/27 | Bears | P | 0 | 0 | 0 | 0.0 | 0.0 | 0 | 0 | 0 | 0 | 0 | 0 | 0 | 0 | 0 | 0 | 0 | 0 | 0 | 0 | 0 | 0 | 0 | 0 | L | 17-41 | | | | |
| 01/03 | at Colts | P | 0 | 0 | 0 | 0.0 | 0.0 | 0 | 0 | 0 | 0 | 0 | 0 | 0 | 0 | 0 | 0 | 0 | 1 | 1 | 0 | 0 | 0 | 0 | 0 | L | 14-28 | | | | |
| 2020 TOTALS | | | 13-2 | 14 | 9 | 5 | 0.0 | 0.0 | 3 | 8 | 1 | 0 | 0 | 0 | 0 | 0 | 0 | 0 | 0 | 0 | 0 | 0 | 0 | 4 | 3 | 1 | 0 | 0 | 0 | 0 | 1-15 |

+ - Overtime





JOSH ALLEN | 41



POSITION: DEFENSIVE END/OUTSIDE LINEBACKER

HT: 6-5 | **WT:** 255 | **DOB:** 7-13-1997

COLLEGE: KENTUCKY

HOMETOWN: MONTCLAIR, N.J.

ACQ: D1-'19

EXP: 3rd YEAR



@JoshAllen41_



joshallen_41



KEY TRANSACTIONS

- Originally drafted by Jacksonville in the first round (7th overall) in the 2019 draft

PRO

2021 (Jaguars)

- Voted a team captain for the 2021 season
- Allen is one of two players in the NFL this season with at least 50 total tackles, 5.0 sacks and one INT
- 12/12 at TEN:** Started at outside linebacker and recorded two total tackles
- 12/5 at LAR:** Started at outside linebacker and recorded two total tackles
- 11/28 vs. ATL:** Started at outside linebacker and posted three total tackles (two solo)
- 11/21 vs. S.F.:** Started at outside linebacker and set a new career-high with 10 total tackles (four solo) including one tackle for loss... Also had one forced fumble
- 11/14 at IND:** Started at outside linebacker and totaled two tackles and three QB hits
- 11/7 vs. BUF:** Finished the game with a career-high eight tackles, including two tackles for loss and 1.0 sack... Allen also recorded the first INT of his career, becoming the second defensive lineman in franchise history to post at least 1.0 sack, one INT and one fumble recovery in a single game (DE Tony Brackens)... Allen is the only player in the NFL over the last three seasons (2019-21) to accomplish the feat... Allen sacked Bills QB Josh Allen, marking the first time a player sacked a QB with the same first and last name in NFL history
- 10/31 at SEA:** Started at outside linebacker and recorded six total tackles, including 2.0 sacks and four tackles for loss... Recorded his third multi-sack game of his career... Allen is one of four players in franchise history to record four tackles for loss in one game, joining DL Calais Campbell, DT Terrance Knighton and DE Yannick Ngakoue
- 10/17 vs. MIA:** Started at outside linebacker and totaled seven tackles (four solo)... Also had one QB hit and one pass defended... Had key stop on fourth down late in the fourth quarter to set up K Matthew Wright's 53-yard game winning field goal
- 10/10 vs. TEN:** Started at outside linebacker and tied a team high with seven total tackles (five solo), including 0.5 sack... Added two QB hits and one pass defended
- 9/30 at CIN:** Started at outside linebacker and totaled two tackles (one solo) and one pass defended
- 9/26 vs. ARI:** Started at outside linebacker and recorded one total tackle
- 9/19 vs. DEN:** Started at outside linebacker and recorded three total tackles (one solo), 1.0 sack and one QB hit... He is one of two players in franchise history to total 15.0 sacks through their first 26 career games and now has 9.0 sacks in 12 games at TIAA Bank Field
- 9/12 at HOU:** Started at outside linebacker and recorded five total tackles, including 1.0 sack, and two QB hits... With his sack, Allen joined DE Yannick Ngakoue and DE Tony Brackens as the only players in franchise history to tally at least 14.0 sacks in their first 25 career games

2020 (Jaguars)

- Saw action in eight games, making seven starts
- Tallied 13 tackles (seven solo), 2.5 sacks, two tackles for loss and one pass defended
- Named team captain as voted on by his teammates
- Placed on injured reserve on Nov. 24 with a knee injury
- 9/24 vs. MIA:** Started at defensive end and tallied two solo tackles, including his first sack of the season
- 11/8 vs. HOU:** Started at defensive end and made four tackles, including a half-sack

2019 (Jaguars)

- Appeared in all 16 games, making four starts, during his rookie campaign
- Became the seventh player in franchise history to compile double-digit sacks in a season
- Amassed 44 tackles (31 solo), 11 tackles for loss, 10.5 sacks and two forced fumbles
- Finished the year second on the team with 11 tackles for loss... His 10.5 sacks recorded in 2019 led all NFL rookies and were the most by a rookie in franchise history
- One of five NFL players over the last 10 seasons to post at least 10.0 sacks and multiple forced fumbles in their rookie seasons
- Became the first rookie in Jaguars history to make the Pro Bowl
- 10/13 vs. N.O.:** Notched two tackles and 1.0 sack, becoming the third player in franchise history to post at least 4.0 sacks through six career games, joining DE Yannick Ngakoue and former DT John Henderson
- 10/27 vs. NYJ:** Saw action at DE, amassing 2.0 sacks, one tackle for loss and a forced fumble... Became the first Jaguars rookie since DE Yannick Ngakoue in 2016 to post at least 1.0 sack in four straight games
- 12/15 at OAK:** Saw action at DE and tallied three tackles (two solo), including 1.0 sack, his 10th of the season

COLLEGE

- Did not miss a game during his four-year career with the Wildcats, playing in all 51 games with 35 starts
- Career totals include 220 tackles, 31.5 sacks, 11 forced fumbles, eight passes defended and two fumble recoveries
- Named SEC Defensive Player of the Year, earned consensus First Team All American honors and was honored with the Bronco Nagurski Award, presented to the nation's top defensive player, as a senior in 2018
- Allen's 17.0 sacks in 2018 were the most by an SEC player in a single season since the NCAA started official sack records in 2000, finishing the season ranked second nationally in sacks (17.0), fourth in forced fumbles (five) and sixth in tackles for loss (21.5)

PERSONAL

- He and his wife, Kaitlyn, have two sons, Wesley and Julian
- Son of Kim Allen and Robert Allen
- Josh's sister, Myisha Hines-Allen, played collegiate basketball at Louisville and is currently a forward for the Washington Mystics, the 2019 WNBA champions
- Uncle, Gregory Hines, played college basketball at Hampton and went on to a 12-year pro career



- Majored in communications

JOSH ALLEN'S NFL REGULAR SEASON DEFENSIVE STATISTICS

| DATE | TEAM | GP | TACKLES | | | | | | | INTERCEPTIONS | | | | | | | O. FUMB | | | | | ST | | | MISC | | |
|-------------------|---------|-----------|-----------|------------|-----------|-----------|-----------|------------|-------------|---------------|-----------|----------|-----------|-----------|----------|----------|----------|----------|----------|----------|----------|----------|----------|----------|----------|----------|---|
| | | | GS | TK | S | A | TFL | YDS | SK | YDS | QBH | NO | YDS | LG | TD | PD | FF | FR | TD | YDS | TK | S | A | FF | FR | S | A |
| 2019 | Jaguars | 16 | 4 | 44 | 31 | 13 | 11 | 77 | 10.5 | 74.0 | 23 | 0 | 0 | 0 | 0 | 2 | 0 | 0 | 0 | 0 | 0 | 0 | 0 | 0 | 0 | 0 | 0 |
| 2020 | Jaguars | 8 | 7 | 13 | 7 | 6 | 2 | 9 | 2.5 | 7.0 | 11 | 0 | 0 | 0 | 1 | 0 | 0 | 0 | 0 | 0 | 0 | 0 | 0 | 0 | 0 | 0 | |
| 2021 | Jaguars | 13 | 13 | 58 | 37 | 21 | 9 | 62 | 5.5 | 52.0 | 12 | 1 | 11 | 11 | 4 | 1 | 1 | 0 | 0 | 0 | 0 | 0 | 0 | 0 | 0 | 0 | |
| NFL TOTALS | | 37 | 24 | 115 | 75 | 40 | 22 | 148 | 18.5 | 133.0 | 46 | 1 | 11 | 11 | 0 | 5 | 3 | 1 | 0 | 0 | 0 | 0 | 0 | 0 | 0 | 0 | |

SINGLE-GAME HIGHS: DEFENSIVE

| | | | |
|------------------------|---|--------------------------|---|
| Total Tackles | 10 vs. San Francisco 49ers, Nov 21, 2021 8 vs. Buffalo Bills, Nov 07, 2021 | Fumble Recoveries | 1 vs. Buffalo Bills, Nov 07, 2021 |
| Sacks | 2.0 at Seattle Seahawks, Oct 31, 2021 2.0 vs. New York Jets, Oct 27, 2019 ...1 more at 2.0. | Tackles For Loss | 4 at Seattle Seahawks, Oct 31, 2021 2 vs. Buffalo Bills, Nov 07, 2021 ...3 more at 2. |
| Passes Defensed | 1 vs. Buffalo Bills, Nov 07, 2021 1 vs. Miami Dolphins, Oct 17, 2021 ...3 more at 1. | Interceptions | 1 vs. Buffalo Bills, Nov 07, 2021 |
| Forced Fumbles | 1 vs. San Francisco 49ers, Nov 21, 2021 1 vs. New York Jets, Oct 27, 2019 ...1 more at 1. | | |

2021 GAME-BY-GAME REGULAR-SEASON STATISTICS (JAGUARS)


| DATE | OPPONENT | P/S | TACKLES | | | | | | | INTERCEPTIONS | | | | | | | O. FUMB | | | | | ST | | | MISC | | W/L | SCORE |
|--------------------|--------------|-----------|-----------|-----------|------------|-------------|----------|-----------|-----------|---------------|-----------|-----------|----------|----------|----------|----------|----------|----------|----------|----------|----------|----------|----------|----------|----------|----------|-------------|-------|
| | | | TK | S | A | SK | YDS | TFL | YDS | QBH | NO | YDS | LG | TD | PD | FF | FR | TD | YDS | TK | S | A | FF | FR | S | A | | |
| 09/12 | at Texans | S | 5 | 3 | 2 | 1.0 | 2.0 | 1 | 2 | 2 | 0 | 0 | 0 | 0 | 0 | 0 | 0 | 0 | 0 | 0 | 0 | 0 | 0 | 0 | 0 | L | 21-37 | |
| 09/19 | Broncos | S | 3 | 1 | 2 | 1.0 | 16.0 | 1 | 16 | 1 | 0 | 0 | 0 | 0 | 0 | 0 | 0 | 0 | 0 | 0 | 0 | 0 | 0 | 0 | 0 | L | 13-23 | |
| 09/26 | Cardinals | S | 1 | 0 | 1 | 0.0 | 0.0 | 0 | 0 | 0 | 0 | 0 | 0 | 0 | 0 | 0 | 0 | 0 | 0 | 0 | 0 | 0 | 0 | 0 | 0 | L | 19-31 | |
| 09/30 | at Bengals | S | 2 | 1 | 1 | 0.0 | 0.0 | 0 | 0 | 0 | 0 | 0 | 0 | 1 | 0 | 0 | 0 | 0 | 0 | 0 | 0 | 0 | 0 | 0 | 0 | L | 21-24 | |
| 10/10 | Titans | S | 7 | 5 | 2 | 0.5 | 0.0 | 0 | 0 | 2 | 0 | 0 | 0 | 1 | 0 | 0 | 0 | 0 | 0 | 0 | 0 | 0 | 0 | 0 | 0 | L | 19-37 | |
| 10/17 | Dolphins | S | 7 | 4 | 3 | 0.0 | 0.0 | 0 | 0 | 1 | 0 | 0 | 0 | 1 | 0 | 0 | 0 | 0 | 0 | 0 | 0 | 0 | 0 | 0 | 0 | W | 23-20 | |
| 10/31 | at Seahawks | S | 6 | 5 | 1 | 2.0 | 24.0 | 4 | 31 | 2 | 0 | 0 | 0 | 0 | 0 | 0 | 0 | 0 | 0 | 0 | 0 | 0 | 0 | 0 | 0 | L | 7-31 | |
| 11/07 | Bills | S | 8 | 8 | 0 | 1.0 | 10.0 | 2 | 13 | 1 | 1 | 11 | 11 | 0 | 1 | 0 | 1 | 0 | 0 | 0 | 0 | 0 | 0 | 0 | 0 | W | 9-6 | |
| 11/14 | at Colts | S | 2 | 2 | 0 | 0.0 | 0.0 | 0 | 0 | 3 | 0 | 0 | 0 | 0 | 0 | 0 | 0 | 0 | 0 | 0 | 0 | 0 | 0 | 0 | 0 | L | 17-23 | |
| 11/21 | 49ers | S | 10 | 4 | 6 | 0.0 | 0.0 | 1 | 0 | 0 | 0 | 0 | 0 | 0 | 1 | 0 | 0 | 0 | 0 | 0 | 0 | 0 | 0 | 0 | 0 | L | 10-30 | |
| 11/28 | Falcons | S | 3 | 2 | 1 | 0.0 | 0.0 | 0 | 0 | 0 | 0 | 0 | 0 | 0 | 0 | 0 | 0 | 0 | 0 | 0 | 0 | 0 | 0 | 0 | 0 | L | 14-21 | |
| 12/05 | at Rams | S | 2 | 0 | 2 | 0.0 | 0.0 | 0 | 0 | 0 | 0 | 0 | 0 | 0 | 0 | 0 | 0 | 0 | 0 | 0 | 0 | 0 | 0 | 0 | 0 | L | 7-37 | |
| 12/12 | at Titans | S | 2 | 2 | 0 | 0.0 | 0.0 | 0 | 0 | 0 | 0 | 0 | 0 | 0 | 0 | 0 | 0 | 0 | 0 | 0 | 0 | 0 | 0 | 0 | 0 | L | 0-20 | |
| 2021 TOTALS | 13-13 | 58 | 37 | 21 | 5.5 | 52.0 | 9 | 62 | 12 | 1 | 11 | 11 | 0 | 4 | 1 | 1 | 0 | 0 | 0 | 0 | 0 | 0 | 0 | 0 | 0 | 0 | 2-11 | |

2020 GAME-BY-GAME REGULAR-SEASON STATISTICS (JAGUARS)

| DATE | OPPONENT | P/S | TACKLES | | | | | | | INTERCEPTIONS | | | | | | | O. FUMB | | | | | ST | | | MISC | | W/L | SCORE |
|--------------------|-------------|-----------|----------|----------|------------|------------|----------|----------|-----------|---------------|----------|----------|----------|----------|----------|----------|----------|----------|----------|----------|----------|----------|----------|----------|----------|----------|-------------|-------|
| | | | TK | S | A | SK | YDS | TFL | YDS | QBH | NO | YDS | LG | TD | PD | FF | FR | TD | YDS | TK | S | A | FF | FR | S | A | | |
| 09/13 | Colts | S | 2 | 0 | 2 | 0.0 | 0.0 | 0 | 0 | 1 | 0 | 0 | 0 | 0 | 0 | 0 | 0 | 0 | 0 | 0 | 0 | 0 | 0 | 0 | 0 | W | 27-20 | |
| 09/20 | at Titans | S | 1 | 0 | 1 | 0.0 | 0.0 | 0 | 0 | 2 | 0 | 0 | 0 | 0 | 0 | 0 | 0 | 0 | 0 | 0 | 0 | 0 | 0 | 0 | 0 | L | 30-33 | |
| 09/24 | Dolphins | S | 2 | 2 | 0 | 1.0 | 4.0 | 2 | 9 | 3 | 0 | 0 | 0 | 0 | 0 | 0 | 0 | 0 | 0 | 0 | 0 | 0 | 0 | 0 | 0 | L | 13-31 | |
| 10/04 | at Bengals | S | 2 | 2 | 0 | 1.0 | 0.0 | 0 | 0 | 1 | 0 | 0 | 0 | 0 | 0 | 0 | 0 | 0 | 0 | 0 | 0 | 0 | 0 | 0 | 0 | L | 25-33 | |
| 10/11 | at Texans | | | | | | | | | | | | | | | | | | | | | | | | | L | 14-30 | |
| 10/18 | Lions | | | | | | | | | | | | | | | | | | | | | | | | | L | 16-34 | |
| 10/25 | at Chargers | P | 0 | 0 | 0 | 0.0 | 0.0 | 0 | 0 | 1 | 0 | 0 | 0 | 0 | 1 | 0 | 0 | 0 | 0 | 0 | 0 | 0 | 0 | 0 | 0 | L | 29-39 | |
| 11/08 | Texans | S | 4 | 1 | 3 | 0.5 | 3.0 | 0 | 0 | 2 | 0 | 0 | 0 | 0 | 0 | 0 | 0 | 0 | 0 | 0 | 0 | 0 | 0 | 0 | 0 | L | 25-27 | |
| 11/15 | at Packers | S | 2 | 2 | 0 | 0.0 | 0.0 | 0 | 0 | 1 | 0 | 0 | 0 | 0 | 0 | 0 | 0 | 0 | 0 | 0 | 0 | 0 | 0 | 0 | 0 | L | 20-24 | |
| 11/22 | Steelers | S | 0 | 0 | 0 | 0.0 | 0.0 | 0 | 0 | 0 | 0 | 0 | 0 | 0 | 0 | 0 | 0 | 0 | 0 | 0 | 0 | 0 | 0 | 0 | 0 | L | 3-27 | |
| 11/29 | Browns | | | | | | | | | | | | | | | | | | | | | | | | | L | 25-27 | |
| 12/06 | at Vikings | | | | | | | | | | | | | | | | | | | | | | | | | L | 24-27+ | |
| 12/13 | Titans | | | | | | | | | | | | | | | | | | | | | | | | | L | 10-31 | |
| 12/20 | at Ravens | | | | | | | | | | | | | | | | | | | | | | | | | L | 14-40 | |
| 12/27 | Bears | | | | | | | | | | | | | | | | | | | | | | | | | L | 17-41 | |
| 01/03 | at Colts | | | | | | | | | | | | | | | | | | | | | | | | | L | 14-28 | |
| 2020 TOTALS | 8-7 | 13 | 7 | 6 | 2.5 | 7.0 | 2 | 9 | 11 | 0 | 0 | 0 | 0 | 1 | 0 | 0 | 0 | 0 | 0 | 0 | 0 | 0 | 0 | 0 | 0 | 0 | 1-15 | |

+ - Overtime







TAVON AUSTIN | 7



POSITION: WIDE RECEIVER
HT: 5-8 | **WT:** 180 | **DOB:** 3-15-1990
COLLEGE: WEST VIRGINIA
HOMETOWN: BALTIMORE, MD.
ACQ: FA-'21
EXP: 9th YEAR

 Tayaustin01
 tayawesome11

KEY TRANSACTIONS

- Originally drafted by the L.A. Rams in the first round (eighth overall) of the 2013 draft
- Traded to Dallas for a sixth round draft choice on 4/28/18
- Signed by Green Bay on 12/1/20
- Signed by Jacksonville on 8/6/21
- Placed on Injured Reserve on 9/2/21
- Elevated to active roster from IR on 9/30/21

PRO

2021 (Jaguars)

- **12/12 at TEN:** Started at receiver and recorded three receptions for 17 yards
- **12/5 at LAR:** Recorded one reception for 9 yards
- **11/28 vs. ATL:** Saw action at wide receiver and posted two receptions for 21 yards, including a 7-yard TD reception in the third quarter
- **11/21 vs. S.F.:** Recorded one reception for 18 yards
- **11/14 at IND:** Saw action on offense
- **11/7 vs. BUF:** Saw action at wide receiver
- **10/31 at SEA:** Saw action at wide receiver and recorded one catch for 5 yards
- **10/17 vs. MIA:** Saw action at wide receiver
- **10/10 vs. TEN:** Hauled in five receptions for 54 yards
- **9/30 at CIN:** Recorded one reception for 8 yards in his Jaguars debut

2020 (Packers)

- **9/30 at CIN:** Recorded one reception for eight yards in his Jaguars debut
- Appeared in four games and posted five receptions for 20 yards (4.0 avg)... Returned three punts for 14 yards... Also appeared in both postseason games, returning two punts for 17 yards (8.5 avg)

2019 (Cowboys)

- Appeared in 14 games and recorded 13 receptions for 177 yards and one touchdown... Added six rushes for 47 yards and one touchdown and 17 punt returns for 84 yards

2018 (Cowboys)

- Played in seven games after suffering a groin injury in the first half of the season, but returned for the finale and both playoff games
- **9/16 vs. NYG:** Scored a touchdown on a 64-yard catch and-run
- **10/7 at HOU:** Recorded his 200th career reception
- **1/15/19 vs. SEA:** Had five punt returns for 73 yards

2017 (Rams)

- Played in all 16 games for the second time in his career, starting nine, and rushed a career-high 59 times for 270 yards with one touchdown while catching 13 passes for 47 yards
- Returned 12 punts 53 yards and one kickoff 13

2016 (Rams)

- Started all 15 games he played and tallied career-highs in receptions (58-second on the team) and receiving yards (509) with three touchdowns while adding one rushing touchdown on 28 carries for 159 yards
- **10/23 vs NYG:** Led team with 10 receptions, including a 10-yard touchdown catch

2015 (Rams)

- Played in all 16 games, starting 15, and caught 52 passes (team-high) for 473 yards with a career-best five touchdowns
- Added four touchdowns and 434 yards on 52 carries while logging 34 punt returns for 268 yards with one score - a 75-yarder
- **9/13 vs. SEA:** Had his punt return for a touchdown to make him the first player in NFL history with a 75-plus yard punt return touchdown in each of his first three seasons... Also had an 11-yard rushing score to become the fifth player in 20 years with a rushing touchdown and a punt return score in the same game

2014 (Rams)

- With eight starts in 15 games, caught 31 passes for 242 yards, rushed 36 times for 224 yards and two touchdowns, returned 35 punts 391 yards with one score and two kickoffs 19 yards
- **12/3 at WAS:** Earned NFC Special Teams Player of the Week finishing the game with 203 combined yards, including a 78-yard punt return for a touchdown

2013 (Rams)

- Started three of 13 games played and had 40 catches for 418 yards and four touchdowns; nine runs for 151 yards with one score; 33 punt returns for 280 yards with a 98-yard touchdown; and 18 kick returns for 398 yards.



- Became the first player in NFL history with a 95-yard punt return for a touchdown, an 80-yard receiving touchdown and a 65-yard rushing score in the same season.
- **9/8 vs. ARZ:** Made his NFL debut in the opener
- **11/24 vs. CHI:** Had a 65-yard rushing score - the first rushing touchdown of his career

COLLEGE

- Named the Big 12 Conference co-Special Teams Player of the Year as a senior at West Virginia in 2012... Also received the Paul Hornung Award, given to the most versatile player in the nation, and was a semi-finalist for the Biletnikoff Award, given to the nation's top receiver
- Led the nation with an average of 223.85 all-purpose yards per game and set school and Big 12 season records with a total of 2,910 all-purpose yards... Became the first Mountaineer to score touchdowns in four different ways in a single season (catch, rush, kick and punt return)

PERSONAL

- Started at running back and played slot receiver at Dunbar High School in Baltimore, Md., and was a two-time consensus Maryland Player of the Year and all-state choice
- Left school as the state record holder with 790 points scored, 123 touchdowns, 9,258 all-purpose yards and 7,962 rushing yards
- Majored in multidisciplinary studies at West Virginia as a member of the Garrett Ford Academic Honor Roll

TAVON AUSTIN'S NFL REGULAR SEASON RUSHING/RECEIVING STATISTICS

| DATE | TEAM | RECEIVING | | | | | | | RUSHING | | | | |
|---------------------------------------|---------|------------|-----------|------------|--------------|------------|------------|-----------|------------|--------------|------------|------------|-----------|
| | | GP | GS | NO. | YDS. | AVG. | LG | TD | NO. | YDS. | AVG. | LG | TD |
| 2013 | Rams | 13 | 3 | 40 | 418 | 10.5 | 81t | 4 | 9 | 151 | 16.8 | 65t | 1 |
| 2014 | Rams | 15 | 8 | 31 | 242 | 7.8 | 28 | 0 | 36 | 224 | 6.2 | 19 | 2 |
| 2015 | Rams | 16 | 15 | 52 | 473 | 9.1 | 66t | 5 | 52 | 434 | 8.3 | 60 | 4 |
| 2016 | Rams | 15 | 15 | 58 | 509 | 8.8 | 43t | 3 | 28 | 159 | 5.7 | 30t | 1 |
| 2017 | Rams | 16 | 9 | 13 | 47 | 3.6 | 13 | 0 | 59 | 270 | 4.6 | 27t | 1 |
| 2018 | Cowboys | 7 | 0 | 8 | 140 | 17.5 | 64t | 2 | 6 | 55 | 9.2 | 18 | 0 |
| 2019 | Cowboys | 14 | 0 | 13 | 177 | 13.6 | 59t | 1 | 6 | 47 | 7.8 | 20t | 1 |
| 2020 | 49ers | 0 | 0 | 0 | 0 | 0.0 | 0 | 0 | 0 | 0 | 0.0 | 0 | 0 |
| Went from San Francisco to Green Bay. | | | | | | | | | | | | | |
| 2020 | Packers | 4 | 0 | 5 | 20 | 4.0 | 7 | 0 | 0 | 0 | 0.0 | 0 | 0 |
| 2020 | TOTAL | 4 | 0 | 5 | 20 | 4.0 | 7 | 0 | 0 | 0 | 0.0 | 0 | 0 |
| 2021 | Jaguars | 10 | 1 | 14 | 132 | 9.4 | 22 | 1 | 0 | 0 | 0.0 | 0 | 0 |
| NFL TOTALS | | 110 | 51 | 234 | 2,158 | 9.2 | 81T | 16 | 196 | 1,340 | 6.8 | 65T | 10 |

TAVON AUSTIN'S NFL POSTSEASON RUSHING/RECEIVING STATISTICS

| DATE | TEAM | RECEIVING | | | | | | | RUSHING | | | | |
|-------------------|---------|-----------|----------|----------|----------|------------|----------|----------|----------|-----------|-------------|----------|----------|
| | | GP | GS | NO. | YDS. | AVG. | LG | TD | NO. | YDS. | AVG. | LG | TD |
| 2017 | Rams | 1 | 1 | 0 | 0 | 0.0 | 0 | 0 | 0 | 0 | 0.0 | 0 | 0 |
| 2018 | Cowboys | 2 | 1 | 2 | 5 | 2.5 | 7 | 0 | 1 | -3 | -3.0 | -3 | 0 |
| 2020 | Packers | 2 | 0 | 0 | 0 | 0.0 | 0 | 0 | 0 | 0 | 0.0 | 0 | 0 |
| NFL TOTALS | | 5 | 2 | 2 | 5 | 2.5 | 7 | 0 | 1 | -3 | -3.0 | 0 | 0 |

TAVON AUSTIN'S NFL REGULAR SEASON RETURN STATISTICS

| DATE | TEAM | KICKOFF RETURNS | | | | | PUNT RETURNS | | | | | |
|---------------------------------------|---------|-----------------|------------|-------------|-----------|----------|--------------|-----------|--------------|------------|------------|----------|
| | | RET. | YDS. | AVG. | LG | TD | NO. | FC | YDS. | AVG. | LG | TD |
| 2013 | Rams | 18 | 398 | 22.1 | 32 | 0 | 33 | 11 | 280 | 8.5 | 98t | 1 |
| 2014 | Rams | 2 | 19 | 9.5 | 11 | 0 | 35 | 23 | 391 | 11.2 | 78t | 1 |
| 2015 | Rams | 3 | 16 | 5.3 | 7 | 0 | 34 | 15 | 268 | 7.9 | 75t | 1 |
| 2016 | Rams | 1 | 5 | 5.0 | 5 | 0 | 44 | 16 | 364 | 8.3 | 47 | 0 |
| 2017 | Rams | 1 | 13 | 13.0 | 13 | 0 | 12 | 1 | 53 | 4.4 | 12 | 0 |
| 2018 | Cowboys | 0 | 0 | 0.0 | 0 | 0 | 10 | 7 | 58 | 5.8 | 22 | 0 |
| 2019 | Cowboys | 0 | 0 | 0.0 | 0 | 0 | 17 | 9 | 84 | 4.9 | 15 | 0 |
| 2020 | 49ers | 0 | 0 | 0.0 | 0 | 0 | 0 | 0 | 0 | 0.0 | 0 | 0 |
| Went from San Francisco to Green Bay. | | | | | | | | | | | | |
| 2020 | Packers | 0 | 0 | 0.0 | 0 | 0 | 3 | 3 | 14 | 4.7 | 7 | 0 |
| 2020 | TOTAL | 0 | 0 | 0.0 | 0 | 0 | 3 | 3 | 14 | 4.7 | 7 | 0 |
| 2021 | Jaguars | 0 | 0 | 0.0 | 0 | 0 | 1 | 0 | 0 | 0.0 | 0 | 0 |
| NFL TOTALS | | 25 | 451 | 18.0 | 32 | 0 | 189 | 85 | 1,512 | 8.0 | 98T | 3 |

TAVON AUSTIN'S NFL POSTSEASON RETURN STATISTICS

| DATE | TEAM | KICKOFF RETURNS | | | | | PUNT RETURNS | | | | | |
|-------------------|---------|-----------------|----------|------------|----------|----------|--------------|----------|-----------|-------------|-----------|----------|
| | | RET. | YDS. | AVG. | LG | TD | NO. | FC | YDS. | AVG. | LG | TD |
| 2017 | Rams | 0 | 0 | 0.0 | 0 | 0 | 0 | 0 | 0 | 0.0 | 0 | 0 |
| 2018 | Cowboys | 0 | 0 | 0.0 | 0 | 0 | 5 | 0 | 73 | 14.6 | 51 | 0 |
| 2020 | Packers | 0 | 0 | 0.0 | 0 | 0 | 2 | 3 | 17 | 8.5 | 9 | 0 |
| NFL TOTALS | | 0 | 0 | 0.0 | 0 | 0 | 7 | 3 | 90 | 12.9 | 51 | 0 |



SINGLE-GAME HIGHS: RUSHING/RECEIVING

| | | | |
|-----------------------------|--|-------------------------------|--|
| Rush Attempts | 10 at Seattle Seahawks, Dec 17, 2017 8 at Minnesota Vikings, Nov 08, 2015 | Longest Kickoff Return | 32 at Arizona Cardinals, Dec 08, 2013 32 vs. Seattle Seahawks, Oct 28, 2013 ...1 more at 32. |
| Rushing Yards | 66 at Minnesota Vikings, Nov 08, 2015 65 vs. Chicago Bears, Nov 24, 2013 | Fair Catches | 4 vs. Arizona Cardinals, Dec 11, 2014 4 at Arizona Cardinals, Nov 09, 2014 |
| Longest Runs | 60 at Cincinnati Bengals, Nov 29, 2015 60 at Philadelphia Eagles, Oct 20, 2019 | Punt Return Yards | 145 at Indianapolis Colts, Nov 10, 2013 143 at Washington, Dec 07, 2014 |
| Rushing TDs | 1 vs. Seattle Seahawks, Oct 08, 2017 ...8 more at 1. | Longest Punt Return | 98t at Indianapolis Colts, Nov 10, 2013 78t at Washington Football Team, Dec 07, 2014 |
| Receptions | 10 vs. New York Giants, Oct 23, 2016 7 vs. Atlanta Falcons, Dec 11, 2016 ...1 more at 7. | Punt Returns | 7 vs. Atlanta Falcons, Dec 11, 2016 6 vs. San Francisco 49ers, Sep 26, 2013 |
| Receiving Yards | 138 at Indianapolis Colts, Nov 10, 2013 98 vs. San Francisco 49ers, Nov 01, 2015 | Punt Return TDs | 1 vs. Seattle Seahawks, Sep 13, 2015 1 at Washington, Dec 07, 2014 ...1 more at 1. |
| Longest Receptions | 81t at Indianapolis Colts, Nov 10, 2013 66t vs. San Francisco 49ers, Nov 01, 2015 | Special Teams Tackles | 1 at San Francisco 49ers, Sep 21, 2017 |
| Receiving TDs | 2 at Arizona Cardinals, Oct 04, 2015 2 at Indianapolis Colts, Nov 10, 2013 ...1 more at 2. | Miscellaneous Tackles | 1 vs. Atlanta Falcons, Dec 11, 2016 1 vs. New York Giants, Oct 23, 2016 ...4 more at 1. |
| All-Purpose Yards | 314 at Indianapolis Colts, Nov 10, 2013 203 at Washington Football Team, Dec 07, 2014 | Most TDs | 3 at Indianapolis Colts, Nov 10, 2013 2 vs. Tampa Bay Buccaneers, Dec 17, 2015 ...4 more at 2. |
| Kickoff Returns | 4 at Arizona Cardinals, Dec 08, 2013 4 at San Francisco 49ers, Dec 01, 2013 | Receiving Average | 24.5 vs. San Francisco 49ers, Nov 01, 2015 16.4 at Tampa Bay Buccaneers, Sep 25, 2016 |
| Kickoff Return Yards | 95 at Arizona Cardinals, Dec 08, 2013 79 vs. Seattle Seahawks, Oct 28, 2013 | Punt Return Average | 36.3 at Indianapolis Colts, Nov 10, 2013 35.8 at Washington, Dec 07, 2014 |

SINGLE-GAME HIGHS - POSTSEASON: RUSHING/RECEIVING

| | | | |
|---------------------------|--|----------------------------|--|
| Rush Attempts | 1 vs. Seattle Seahawks, Jan 05, 2019 | Fair Catches | 2 vs. Tampa Bay Buccaneers, Jan 24, 2021 |
| Receptions | 1 at Los Angeles Rams, Jan 12, 2019 1 vs. Seattle Seahawks, Jan 05, 2019 | Punt Return Yards | 73 vs. Seattle Seahawks, Jan 05, 2019 17 vs. Los Angeles Rams, Jan 16, 2021 |
| Receiving Yards | 7 vs. Seattle Seahawks, Jan 05, 2019 | Longest Punt Return | 51 vs. Seattle Seahawks, Jan 05, 2019 9 vs. Los Angeles Rams, Jan 16, 2021 ...2 more at 9. |
| Longest Receptions | 7 vs. Seattle Seahawks, Jan 05, 2019 | Punt Returns | 5 vs. Seattle Seahawks, Jan 05, 2019 2 vs. Los Angeles Rams, Jan 16, 2021 |
| All-Purpose Yards | 77 vs. Seattle Seahawks, Jan 05, 2019 17 vs. Los Angeles Rams, Jan 16, 2021 | | |

100-YARD RECEIVING GAMES (1): REGULAR SEASON

| DATE | TEAM | NO. | YDS. | AVG. | LG | TD |
|----------|----------|-----|------|------|-----|----|
| 11/10/13 | at Colts | 2 | 138 | 69.0 | 81t | 2 |

2021 GAME-BY-GAME REGULAR-SEASON STATISTICS (JAGUARS)

| DATE | OPPONENT | P/S | RECEIVING | | | | | RUSHING | | | | | W/L | SCORE |
|--------------------|-------------|-------------|-----------|------------|------------|-----------|----------|----------|------------|----------|----------|----------|-------------|-------|
| | | | NO. | YDS. | AVG. | LG | TD | NO. | YDS. | AVG. | LG | TD | | |
| 09/12 | at Texans | | | | | | | | | | | | L | 21-37 |
| 09/19 | Broncos | | | | | | | | | | | | L | 13-23 |
| 09/26 | Cardinals | | | | | | | | | | | | L | 19-31 |
| 09/30 | at Bengals | P | 1 | 8 | 8.0 | 8 | 0 | 0 | 0.0 | 0 | 0 | 0 | L | 21-24 |
| 10/10 | Titans | P | 5 | 54 | 10.8 | 22 | 0 | 0 | 0.0 | 0 | 0 | 0 | L | 19-37 |
| 10/17 | Dolphins | P | 0 | 0 | 0.0 | 0 | 0 | 0 | 0.0 | 0 | 0 | 0 | W | 23-20 |
| 10/31 | at Seahawks | P | 1 | 5 | 5.0 | 5 | 0 | 0 | 0.0 | 0 | 0 | 0 | L | 7-31 |
| 11/07 | Bills | P | 0 | 0 | 0.0 | 0 | 0 | 0 | 0.0 | 0 | 0 | 0 | W | 9-6 |
| 11/14 | at Colts | P | 0 | 0 | 0.0 | 0 | 0 | 0 | 0.0 | 0 | 0 | 0 | L | 17-23 |
| 11/21 | 49ers | P | 1 | 18 | 18.0 | 18 | 0 | 0 | 0.0 | 0 | 0 | 0 | L | 10-30 |
| 11/28 | Falcons | P | 2 | 21 | 10.5 | 14 | 1 | 0 | 0.0 | 0 | 0 | 0 | L | 14-21 |
| 12/05 | at Rams | P | 1 | 9 | 9.0 | 9 | 0 | 0 | 0.0 | 0 | 0 | 0 | L | 7-37 |
| 12/12 | at Titans | S | 3 | 17 | 5.7 | 7 | 0 | 0 | 0.0 | 0 | 0 | 0 | L | 0-20 |
| 2021 TOTALS | | 10-1 | 14 | 132 | 9.4 | 22 | 1 | 0 | 0.0 | 0 | 0 | 0 | 2-11 | |



2020 GAME-BY-GAME REGULAR-SEASON STATISTICS (49ERS/PACKERS)

| DATE | OPPONENT | P/S | RECEIVING | | | | | RUSHING | | | | | W/L | SCORE |
|--------------------|-------------|------------|-----------|-----------|------------|----------|----------|----------|----------|------------|----------|----------|----------|-------------|
| | | | NO. | YDS. | AVG. | LG | TD | NO. | YDS. | AVG. | LG | TD | | |
| 09/13 | Cardinals | | | | | | | | | | | | L | 20-24 |
| 09/20 | at Jets | | | | | | | | | | | | W | 31-13 |
| 09/27 | at Giants | | | | | | | | | | | | W | 36-9 |
| 10/04 | Eagles | | | | | | | | | | | | L | 20-25 |
| 10/11 | Dolphins | | | | | | | | | | | | L | 17-43 |
| 10/18 | Rams | | | | | | | | | | | | W | 24-16 |
| 10/25 | at Patriots | | | | | | | | | | | | W | 33-6 |
| | | | | | | | | | | | | | | |
| | | | | | | | | | | | | | | |
| | | | | | | | | | | | | | | |
| | | | | | | | | | | | | | | |
| | | | | | | | | | | | | | | |
| | | | | | | | | | | | | | | |
| 11/01 | Vikings | | | | | | | | | | | | L | 22-28 |
| 11/05 | at 49ers | | | | | | | | | | | | W | 34-17 |
| 11/15 | Jaguars | | | | | | | | | | | | W | 24-20 |
| 11/22 | at Colts | | | | | | | | | | | | L | 31-34+ |
| 11/29 | Bears | | | | | | | | | | | | W | 41-25 |
| 12/06 | Eagles | | | | | | | | | | | | W | 30-16 |
| 12/13 | at Lions | P | 2 | 8 | 4.0 | 5 | 0 | 0 | 0 | 0.0 | 0 | 0 | W | 31-24 |
| 12/19 | Panthers | P | 0 | 0 | 0.0 | 0 | 0 | 0 | 0 | 0.0 | 0 | 0 | W | 24-16 |
| 12/27 | Titans | P | 2 | 5 | 2.5 | 6 | 0 | 0 | 0 | 0.0 | 0 | 0 | W | 40-14 |
| 01/03 | at Bears | P | 1 | 7 | 7.0 | 7 | 0 | 0 | 0 | 0.0 | 0 | 0 | W | 35-16 |
| 2020 TOTALS | | 4-0 | 5 | 20 | 4.0 | 7 | 0 | 0 | 0 | 0.0 | 0 | 0 | 0 | 12-5 |

+ - Overtime

2020 GAME-BY-GAME POSTSEASON STATISTICS (PACKERS)

| DATE | OPPONENT | P/S | RECEIVING | | | | | RUSHING | | | | | W/L | SCORE |
|--------------------|------------|------------|-----------|----------|------------|----------|----------|----------|----------|------------|----------|----------|------------|-------|
| | | | NO. | YDS. | AVG. | LG | TD | NO. | YDS. | AVG. | LG | TD | | |
| 01/16 | Rams | P | 0 | 0 | 0.0 | 0 | 0 | 0 | 0 | 0.0 | 0 | 0 | W | 32-18 |
| 01/24 | Buccaneers | P | 0 | 0 | 0.0 | 0 | 0 | 0 | 0 | 0.0 | 0 | 0 | L | 26-31 |
| 2020 TOTALS | | 2-0 | 0 | 0 | 0.0 | 0 | 0 | 0 | 0 | 0.0 | 0 | 0 | 1-1 | |





BEN BARTCH | 78



POSITION: OFFENSIVE LINEMAN

HT: 6-6 | **WT:** 315 | **DOB:** 7-22-1998

COLLEGE: ST. JOHN'S (MINN.)

HOMETOWN: DAYTON, ORE.

ACQ: D4-'20

EXP: 2nd YEAR

KEY TRANSACTIONS

- Originally drafted by Jacksonville in the fourth round (116th overall) of the 2020 draft

PRO

2021 (Jaguars)

- 12/12 at TEN:** Started at right guard and played all 55 offensive snaps
- 12/5 at LAR:** Started at right guard... Left the game in the fourth quarter with a back injury
- 11/28 vs. ATL:** Started at right guard and played all 73 offensive snaps
- 11/21 vs. S.F.:** Started at right guard and played all 46 offensive snaps
- 11/14 at IND:** Started at right guard and played all 66 offensive snaps
- 11/7 vs. BUF:** Started at right guard and played all 61 offensive snaps
- 10/31 at SEA:** Started at right guard and played all 76 offensive snaps
- 10/17 vs. MIA:** Started at right guard and played 24 snaps... Left the game in the second quarter with a concussion
- 10/10 vs. TEN:** Started at right guard and helped RB James Robinson rush for a career-high 149 yards
- 9/30 at CIN:** Played 35 snaps at right guard after replacing A.J. Cann who exited the game in the second quarter
- 9/26 vs. ARI:** Saw action at left guard after replacing Andrew Norwell who briefly exited the game in the second quarter with an ankle injury... Helped the offense rush for 159 yards on 29 attempts
- 9/19 vs. DEN:** Played 20 snaps at right guard after replacing A.J. Cann... Also saw action on special teams
- 9/12 at HOU:** Saw action on special teams

2020 (Jaguars)

- Saw action in 13 games as a rookie on the offensive line, making one start... Part of an offensive line that helped rookie RB James Robinson tally the most scrimmage yards (1,414), and the second-most rushing yards (1,070), by an undrafted rookie in NFL history
- 10/18 vs. DET:** Saw action at right guard after OL A.J. Cann exited the game with a shoulder injury and on special teams
- 12/13 vs. TEN:** Made his first career start at left guard

COLLEGE

- Began his collegiate career as a tight end prior to moving to left tackle
- Started 14 games at left tackle as a senior and earned First-Team All-Minnesota Intercollegiate Athletic Conference honors and was named a Division III All-American
- Became the first player from St. John's (Minn.) drafted since 1974 and the first player to be drafted from the Minnesota Intercollegiate Athletic Conference since 2003
- Also competed on St. John's track and field team in shot put and the discus
- Named to the 2019 Allstate American Football Coaches Association (AFCA) Good Works Team, an award established to recognize a select group of college football players who have made a commitment to service and enriching the lives of others

PERSONAL

- In an effort to gain weight after moving to the offensive line, consumed a protein shake daily of seven scrambled eggs, a tub of cottage cheese, quick grits, peanut butter, bananas and gatorade while in college
- Studied in South Africa during the spring of 2019, where he served as a computer lab tutor for children ages kindergarten-seventh grade at Seyisi Primary School (New Brighton, South Africa)
- Volunteered with Catholic Charities' Meals on Wheels in fall of 2018 in nearby St. Joseph, Minn. and served as an after-school tutor for a sixth-grade student at All Saints Academy
- Volunteered at Newman, the Roman Catholic parish at the University of Wisconsin-Eau Claire's Ecumenical Religious Center, in 2017 and 2018 when visiting his grandmother during breaks in the academic year
- Majored in psychology and has an interest in sports psychology and mental skills training

BEN BARTCH'S NFL REGULAR SEASON STATISTICS

| DATE | TEAM | GP | GS |
|-------------------|---------|-----------|-----------|
| 2020 | Jaguars | 13 | 1 |
| 2021 | Jaguars | 13 | 9 |
| NFL TOTALS | | 26 | 10 |



2021 GAME-BY-GAME REGULAR-SEASON STATISTICS (JAGUARS)

| DATE | OPPONENT | P/S | W/L | SCORE |
|--------------------|-------------|-------------|-------------|-------|
| 09/12 | at Texans | P | L | 21-37 |
| 09/19 | Broncos | P | L | 13-23 |
| 09/26 | Cardinals | P | L | 19-31 |
| 09/30 | at Bengals | P | L | 21-24 |
| 10/10 | Titans | S | L | 19-37 |
| 10/17 | Dolphins | S | W | 23-20 |
| 10/31 | at Seahawks | S | L | 7-31 |
| 11/07 | Bills | S | W | 9-6 |
| 11/14 | at Colts | S | L | 17-23 |
| 11/21 | 49ers | S | L | 10-30 |
| 11/28 | Falcons | S | L | 14-21 |
| 12/05 | at Rams | S | L | 7-37 |
| 12/12 | at Titans | S | L | 0-20 |
| 2021 TOTALS | | 13-9 | 2-11 | |

2020 GAME-BY-GAME REGULAR-SEASON STATISTICS (JAGUARS)

| DATE | OPPONENT | P/S | W/L | SCORE |
|--------------------|-------------|-------------|-------------|--------|
| 09/13 | Colts | P | W | 27-20 |
| 09/20 | at Titans | P | L | 30-33 |
| 09/24 | Dolphins | P | L | 13-31 |
| 10/04 | at Bengals | P | L | 25-33 |
| 10/11 | at Texans | P | L | 14-30 |
| 10/18 | Lions | P | L | 16-34 |
| 10/25 | at Chargers | P | L | 29-39 |
| 11/08 | Texans | P | L | 25-27 |
| 11/15 | at Packers | P | L | 20-24 |
| 11/22 | Steelers | P | L | 3-27 |
| 11/29 | Browns | P | L | 25-27 |
| 12/06 | at Vikings | P | L | 24-27+ |
| 12/13 | Titans | S | L | 10-31 |
| 12/20 | at Ravens | | L | 14-40 |
| 12/27 | Bears | | L | 17-41 |
| 01/03 | at Colts | | L | 14-28 |
| 2020 TOTALS | | 13-1 | 1-15 | |

+ - Overtime





C.J. BEATHARD | 3



POSITION: QUARTERBACK
HT: 6-2 | **WT:** 215 | **DOB:** 11-16-1993
COLLEGE: IOWA
HOMETOWN: FRANKLIN, TENN.
ACQ: UFA (S.F.)-'21
EXP: 5th YEAR



cjbeathard



@ceejaybeat_hard

KEY TRANSACTIONS

- Originally drafted by San Francisco in the third round (107th overall) in the 2017 Draft
- Signed by Jacksonville as an unrestricted free agent on 3/24/21

PRO

2021 (Jaguars)

- 12/12 at TEN: Did not play
- 12/5 at LAR: Saw action in the fourth quarter
- 11/28 vs. ATL: Did not play
- 11/21 vs. S.F.: Did not play
- 11/14 at IND: Did not play
- 11/7 vs. BUF: Replaced QB Trevor Lawrence in the second quarter after Lawrence briefly left the game with an ankle injury... Finished the game 2-of-2 for 33 yards
- 10/31 at SEA: Did not play
- 10/17 vs. MIA: Did not play
- 10/10 vs. TEN: Did not play
- 9/30 at CIN: Did not play
- 9/26 vs. ARI: Did not play
- 9/19 vs. DEN: Did not play
- 9/12 at HOU: Did not play

2020 (49ers)

- Appeared in six games (two starts) and completed 66 of 104 attempts for 787 yards and six TDs.

2019 (49ers)

- Did not play

2018 (49ers)

- Played in six games (five starts) and completed 102 of 169 attempts for 1,252 yards and eight TDs
- 9/30 at LAC: Completed 23 of 37 attempts for 298 yards and tied his career high with two TDs

2017 (49ers)

- Played in seven games (five starts) and completed 123 of 224 attempts for 1,430 yards and four TDs. Set the single-season franchise record for attempts (224), completions (123) and passing yards (1,430) by a rookie quarterback
- Added 26 carries for 136 yards and three TDs rushing
- His three rushing TDs set the single-season franchise record for rushing TDs by a rookie quarterback

COLLEGE

- In four seasons with Iowa, played in 41 games (28 starts) and completed 454 of 782 attempts for 5,562 yards, 40 TDs and 19 INTs
- Finished his collegiate career ranked sixth in school history in career TD passes (40), seventh in completions (454) and attempts (782) and eighth in passing yards (5,562)
- In 2016, was named a captain and earned Academic All-Big Ten and honorable mention All-Big Ten honors
- As a junior, was named the team's Most Valuable Player (offense) and was named a captain
- Also earned Second-Team All-Big Ten honors, the "Extra Heartbeat" Award (offense) and Players' Choice Award (offense)

PERSONAL

- Attended Battle Ground Academy (Franklin, Tenn.) and led the state of Tennessee in passing yards, completions and TDs as a junior and senior
- Earned first-team all-state honors and was runner-up for "Mr. Football Award" in Tennessee as a senior
- Named first-team all-region and region MVP as a junior and senior
- Four-year letterman in both football and baseball
- Born Casey Jarrett Beathard
- Majored in leisure studies (recreation and sport business) at Iowa

C.J. BEATHARD'S NFL REGULAR SEASON PASSING STATISTICS

| DATE | TEAM | GP | GS | ATT. | CMP. | PCT. | YDS | AVG. | TD | INT. | LG | SK | LST | RATE |
|---------------|---------|-----------|-----------|------------|------------|-------------|--------------|------------|-----------|-----------|------------|-----------|------------|-------------|
| 2017 | 49ers | 7 | 5 | 224 | 123 | 54.9 | 1,430 | 6.4 | 4 | 6 | 83t | 19 | 141 | 69.2 |
| 2018 | 49ers | 6 | 5 | 169 | 102 | 60.4 | 1,252 | 7.4 | 8 | 7 | 82t | 18 | 156 | 81.8 |
| 2019 | 49ers | 0 | 0 | 0 | 0 | 0.0 | 0 | 0.0 | 0 | 0 | 0 | 0 | 0 | 0.0 |
| 2020 | 49ers | 6 | 2 | 104 | 66 | 63.5 | 787 | 7.6 | 6 | 0 | 49t | 9 | 71 | 105.7 |
| 2021 | Jaguars | 2 | 0 | 2 | 2 | 100.0 | 33 | 16.5 | 0 | 0 | 28 | 0 | 0 | 118.8 |
| TOTALS | | 21 | 12 | 499 | 293 | 58.7 | 3,502 | 7.0 | 18 | 13 | 83T | 46 | 368 | 81.4 |



C.J. BEATHARD'S NFL POSTSEASON PASSING STATISTICS

| DATE | TEAM | GP | GS | ATT. | CMP. | PCT. | YDS | AVG. | TD | INT. | LG | SK | LST | RATE |
|---------------|-------|----------|----------|----------|----------|------------|----------|------------|----------|----------|----------|----------|----------|------------|
| 2019 | 49ers | 0 | 0 | 0 | 0 | 0.0 | 0 | 0.0 | 0 | 0 | 0 | 0 | 0 | 0.0 |
| TOTALS | | 0 | 0 | 0 | 0 | 0.0 | 0 | 0.0 | 0 | 0 | 0 | 0 | 0 | 0.0 |

C.J. BEATHARD'S NFL REGULAR SEASON RUSHING STATISTICS

| DATE | TEAM | NO. | YDS. | AVG. | LG | TD |
|---------------|---------|-----------|------------|------------|-----------|----------|
| 2017 | 49ers | 26 | 136 | 5.2 | 16 | 3 |
| 2018 | 49ers | 19 | 69 | 3.6 | 13 | 1 |
| 2019 | 49ers | 0 | 0 | 0.0 | 0 | 0 |
| 2020 | 49ers | 6 | 28 | 4.7 | 17 | 0 |
| 2021 | Jaguars | 1 | 2 | 2.0 | 2 | 0 |
| TOTALS | | 52 | 235 | 4.5 | 17 | 4 |

C.J. BEATHARD'S NFL POSTSEASON RUSHING STATISTICS

| DATE | TEAM | NO. | YDS. | AVG. | LG | TD |
|---------------|-------|----------|----------|------------|----------|----------|
| 2019 | 49ers | 0 | 0 | 0.0 | 0 | 0 |
| TOTALS | | 0 | 0 | 0.0 | 0 | 0 |

C.J. BEATHARD'S NFL REGULAR SEASON PASSING/RUSHING STATISTICS

| DATE | TEAM | GP | GS | PASSING | | | | | | | | | | | RUSHING | | | | |
|---------------|---------|-----------|-----------|------------|------------|-------------|--------------|------------|-----------|-----------|------------|-----------|------------|-------------|-----------|------------|------------|-----------|----------|
| | | | | ATT. | CMP. | PCT. | YDS | AVG. | TD | INT. | LG | SK | LST | RATE | NO. | YDS. | AVG. | LG | TD |
| 2017 | 49ers | 7 | 5 | 224 | 123 | 54.9 | 1,430 | 6.4 | 4 | 6 | 83t | 19 | 141 | 69.2 | 26 | 136 | 5.2 | 16 | 3 |
| 2018 | 49ers | 6 | 5 | 169 | 102 | 60.4 | 1,252 | 7.4 | 8 | 7 | 82t | 18 | 156 | 81.8 | 19 | 69 | 3.6 | 13 | 1 |
| 2019 | 49ers | 0 | 0 | 0 | 0 | 0.0 | 0 | 0.0 | 0 | 0 | 0 | 0 | 0 | 0.0 | 0 | 0 | 0.0 | 0 | 0 |
| 2020 | 49ers | 6 | 2 | 104 | 66 | 63.5 | 787 | 7.6 | 6 | 0 | 49t | 9 | 71 | 105.7 | 6 | 28 | 4.7 | 17 | 0 |
| 2021 | Jaguars | 2 | 0 | 2 | 2 | 100.0 | 33 | 16.5 | 0 | 0 | 28 | 0 | 0 | 118.8 | 1 | 2 | 2.0 | 2 | 0 |
| TOTALS | | 21 | 12 | 499 | 293 | 58.7 | 3,502 | 7.0 | 18 | 13 | 83T | 46 | 368 | 81.4 | 52 | 235 | 4.5 | 17 | 4 |

C.J. BEATHARD'S NFL POSTSEASON PASSING/RUSHING STATISTICS

| DATE | TEAM | GP | GS | PASSING | | | | | | | | | | | RUSHING | | | | |
|---------------|-------|----------|----------|----------|----------|------------|----------|------------|----------|----------|----------|----------|----------|------------|----------|----------|------------|----------|----------|
| | | | | ATT. | CMP. | PCT. | YDS | AVG. | TD | INT. | LG | SK | LST | RATE | NO. | YDS. | AVG. | LG | TD |
| 2019 | 49ers | 0 | 0 | 0 | 0 | 0.0 | 0 | 0.0 | 0 | 0 | 0 | 0 | 0 | 0.0 | 0 | 0 | 0.0 | 0 | 0 |
| TOTALS | | 0 | 0 | 0 | 0 | 0.0 | 0 | 0.0 | 0 | 0 | 0 | 0 | 0 | 0.0 | 0 | 0 | 0.0 | 0 | 0 |

SINGLE-GAME HIGHS: QUARTERBACK

| | | | |
|------------------------------|---|----------------------|--|
| Pass Attempts | 54 vs. Arizona Cardinals, Oct 07, 2018 51 vs. Arizona Cardinals, Nov 05, 2017 | Passer Rating | 153.3 at Dallas Cowboys, Dec 20, 2020 125.4 at Arizona Cardinals, Dec 26, 2020 |
| Pass Completions | 34 vs. Arizona Cardinals, Oct 07, 2018 25 vs. Seattle Seahawks, Jan 03, 2021 | Rush Attempts | 7 at Los Angeles Chargers, Sep 30, 2018 6 vs. Seattle Seahawks, Nov 26, 2017 ...1 more at 6. |
| Yards Passing | 349 vs. Arizona Cardinals, Oct 07, 2018 298 at Los Angeles Chargers, Sep 30, 2018 | Rushing Yards | 40 at Philadelphia Eagles, Oct 29, 2017 30 vs. Dallas Cowboys, Oct 22, 2017 |
| TD Passes | 3 at Arizona Cardinals, Dec 26, 2020 2 at Green Bay Packers, Oct 15, 2018 ...3 more at 2. | Longest Runs | 17 at Arizona Cardinals, Dec 26, 2020 16 vs. Dallas Cowboys, Oct 22, 2017 |
| Long Passes | 83t vs. New York Giants, Nov 12, 2017 82t at Los Angeles Chargers, Sep 30, 2018 | Rushing TDs | 1 vs. Arizona Cardinals, Oct 07, 2018 1 vs. New York Giants, Nov 12, 2017 ...2 more at 1. |
| Completion Percentage | 76.0 vs. New York Giants, Nov 12, 2017 73.7 vs. Philadelphia Eagles, Oct 04, 2020 | | |

300-YARD PASSING GAMES (1): REGULAR SEASON

| DATE | TEAM | NO. | YDS. | AVG. | LG | TD |
|----------|-----------|-----|------|------|----|----|
| 10/07/18 | CARDINALS | 34 | 349 | 10.3 | 45 | 2 |



2021 GAME-BY-GAME REGULAR-SEASON STATISTICS (JAGUARS)

| DATE | OPPONENT | P/S | PASSING | | | | | | | | | | RUSHING | | | | W/L | SCORE | | | | |
|--------------------|-------------|------------|----------|----------|-----------|--------------|-------------|-------------|----------|----------|-----------|------------|--------------|----------|----------|----------|----------|----------|----------|-------------|---|-------|
| | | | ATT | CMP | YDS | PCT | Y/A | Y/C | TD | INT | LG | SK/YD | RATE | ATT | YDS | LG | | | TD | | | |
| 09/12 | at Texans | | | | | | | | | | | | | | | | | | | | L | 21-37 |
| 09/19 | Broncos | | | | | | | | | | | | | | | | | | | | L | 13-23 |
| 09/26 | Cardinals | | | | | | | | | | | | | | | | | | | | L | 19-31 |
| 09/30 | at Bengals | | | | | | | | | | | | | | | | | | | | L | 21-24 |
| 10/10 | Titans | | | | | | | | | | | | | | | | | | | | L | 19-37 |
| 10/17 | Dolphins | | | | | | | | | | | | | | | | | | | | W | 23-20 |
| 10/31 | at Seahawks | | | | | | | | | | | | | | | | | | | | L | 7-31 |
| 11/07 | Bills | P | 2 | 2 | 33 | 100.0 | 16.5 | 16.5 | 0 | 0 | 28 | 0/0 | 118.8 | 0 | 0 | 0 | 0 | 0 | 0 | 0 | W | 9-6 |
| 11/14 | at Colts | | | | | | | | | | | | | | | | | | | | L | 17-23 |
| 11/21 | 49ers | | | | | | | | | | | | | | | | | | | | L | 10-30 |
| 11/28 | Falcons | | | | | | | | | | | | | | | | | | | | L | 14-21 |
| 12/05 | at Rams | P | 0 | 0 | 0 | 0.0 | 0.0 | 0.0 | 0 | 0 | 0 | 0/0 | 0.0 | 1 | 2 | 2 | 0 | 0 | 0 | 0 | L | 7-37 |
| 12/12 | at Titans | | | | | | | | | | | | | | | | | | | | L | 0-20 |
| 2021 TOTALS | | 2-0 | 2 | 2 | 33 | 100.0 | 16.5 | 16.5 | 0 | 0 | 28 | 0/0 | 118.8 | 1 | 2 | 2 | 0 | 0 | 0 | 2-11 | | |

2020 GAME-BY-GAME REGULAR-SEASON STATISTICS (49ERS)

| DATE | OPPONENT | P/S | PASSING | | | | | | | | | | RUSHING | | | | W/L | SCORE | | | | |
|--------------------|--------------|------------|------------|-----------|------------|-------------|------------|-------------|----------|----------|------------|-------------|--------------|----------|-----------|-----------|----------|----------|----------|-------------|---|-------|
| | | | ATT | CMP | YDS | PCT | Y/A | Y/C | TD | INT | LG | SK/YD | RATE | ATT | YDS | LG | | | TD | | | |
| 09/13 | Cardinals | | | | | | | | | | | | | | | | | | | | L | 20-24 |
| 09/20 | at Jets | | | | | | | | | | | | | | | | | | | | W | 31-13 |
| 09/27 | at Giants | | | | | | | | | | | | | | | | | | | | W | 36-9 |
| 10/04 | Eagles | P | 19 | 14 | 138 | 73.7 | 7.3 | 9.9 | 0 | 0 | 20 | 1/9 | 93.8 | 0 | 0 | 0 | 0 | 0 | 0 | 0 | L | 20-25 |
| 10/11 | Dolphins | P | 18 | 9 | 94 | 50.0 | 5.2 | 10.4 | 1 | 0 | 19t | 2/20 | 84.0 | 0 | 0 | 0 | 0 | 0 | 0 | 0 | L | 17-43 |
| 10/18 | Rams | | | | | | | | | | | | | | | | | | | | W | 24-16 |
| 10/25 | at Patriots | | | | | | | | | | | | | | | | | | | | W | 33-6 |
| 11/01 | at Seahawks | | | | | | | | | | | | | | | | | | | | L | 27-37 |
| 11/05 | Packers | | | | | | | | | | | | | | | | | | | | L | 17-34 |
| 11/15 | at Saints | P | 1 | 0 | 0 | 0.0 | 0.0 | 0.0 | 0 | 0 | 0 | 0/0 | 39.6 | 0 | 0 | 0 | 0 | 0 | 0 | 0 | L | 13-27 |
| 11/29 | at Rams | | | | | | | | | | | | | | | | | | | | W | 23-20 |
| 12/07 | Bills | | | | | | | | | | | | | | | | | | | | L | 24-34 |
| 12/13 | Washington | | | | | | | | | | | | | | | | | | | | L | 15-23 |
| 12/20 | at Cowboys | P | 7 | 5 | 100 | 71.4 | 14.3 | 20.0 | 1 | 0 | 49t | 0/0 | 153.3 | 0 | 0 | 0 | 0 | 0 | 0 | 0 | L | 33-41 |
| 12/26 | at Cardinals | S | 22 | 13 | 182 | 59.1 | 8.3 | 14.0 | 3 | 0 | 27 | 3/11 | 125.4 | 3 | 18 | 17 | 0 | 0 | 0 | 0 | W | 20-12 |
| 01/03 | Seahawks | S | 37 | 25 | 273 | 67.6 | 7.4 | 10.9 | 1 | 0 | 45 | 3/31 | 98.1 | 3 | 10 | 7 | 0 | 0 | 0 | 0 | L | 23-26 |
| 2020 TOTALS | | 6-2 | 104 | 66 | 787 | 63.5 | 7.6 | 11.9 | 6 | 0 | 49T | 9/71 | 105.7 | 6 | 28 | 17 | 0 | 0 | 0 | 6-10 | | |





MALCOM BROWN | 90



POSITION: DEFENSIVE TACKLE

HT: 6-2 | **WT:** 330 | **DOB:** 2-2-1994

COLLEGE: TEXAS

HOMETOWN: BRENHAM, TEXAS

ACQ: T (N.O.) -'21

EXP: 7th YEAR

KEY TRANSACTIONS

- Originally selected by the Patriots in the first round (32nd overall) of the 2015 NFL draft
- Agreed to terms with the New Orleans Saints on a three-year contract on 3/14/19
- Acquired by Jacksonville in a trade with the Saints on 3/17/21

PRO

2021 (Jaguars)

- **12/12 at TEN:** Started at defensive tackle and recorded four total tackles
- **12/5 at LAR:** Started at defensive tackle and posted two total tackles... Also played one offensive snap at fullback and helped RB Carlos Hyde score a 1-yard rushing touchdown
- **11/28 vs. ATL:** Started at defensive tackle and recorded five total tackles (three solo)... Played in 100th career game
- **11/21 vs. S.F.:** Started at defensive tackle and recorded four total tackles (one solo)
- **11/14 at IND:** Started at defensive tackle and had five total tackles, including two tackles for loss... Also played one offensive snap at fullback and helped RB James Robinson score a 1-yard rushing touchdown
- **11/7 vs. BUF:** Started at defensive tackle and totaled two tackles (one solo)
- **10/31 at SEA:** Started at defensive tackle and recorded five total tackles (three solo)
- **10/17 vs. MIA:** Started at defensive tackle and totaled three tackles (one solo)
- **10/10 vs. TEN:** Started at defensive tackle and recorded two solo tackles
- **9/30 at CIN:** Started at defensive tackle and totaled four tackles (one solo)
- **9/26 vs. ARI:** Started at defensive tackle and recorded two total tackles (one solo)
- **9/19 vs. DEN:** Started at defensive tackle and posted one total tackle and one QB hit
- **9/12 at HOU:** Started at defensive tackle and tied a career-high with seven total tackles in his Jaguars debut

2020 (Saints)

- Started and played in 13 games, finished the year with 27 total tackles, 1.0 sack and two QB hits
- **11/15 vs. S.F.:** Started and recorded his first sack of the season along with one solo tackle
- **10/25 vs. CAR:** Started and made one solo tackle in a run-stopping effort where New Orleans allowed only 37 yards rushing on 14 carries (2.6 avg.)

2019 (Saints)

- Started all 16 games, recorded 34 tackles (18 solo), 2.0 sacks, one pass defended and one fumble recovery
- **11/24 vs. CAR:** Recorded season-high five tackles (two solo) in the fourth quarter of come-from-behind win
- **12/29 at CAR:** Had two tackles (one solo) and one fumble recovery

2018 (Patriots)

- Appeared in 15 games with 14 starts posting 39 tackles (19 solo) and one fumble recovery
- **12/23 vs. BUF:** Made two tackles while also adding a key fumble recovery late in the third quarter that ended a scoring opportunity

2017 (Patriots)

- Started 12-of-13 regular-season games he played in and compiled 49 tackles and 2.5 sacks
- Started all three postseason contests and posted 12 tackles
- **12/3 at BUF:** Started at defensive tackle and finished second on the team with a season-high tying seven tackles, while adding a half sack in the victory
- **2/4/18 vs. PHI:** Started at defensive tackle and finished with six tackles in Super Bowl LII

2016 (Patriots)

- Played in all 16 regular-season games with 13 starts and tallied 50 tackles, 3.0 sacks, one forced fumble and one safety
- Started all three postseason contests and posted 11 tackles and 1.0 sack
- **11/13 vs. SEA:** Recorded five total tackles and one forced fumble
- **1/14/17 vs. HOU:** Sacked Brock Osweiler for a 9-yard loss in Divisional Round win

2015 (Patriots)

- Played in all 16 regular season games with 12 starts and led Patriots rookies with 48 tackles, 3.0 sacks and two fumble recoveries
- **9/10 vs. PIT:** Made NFL debut in the win starting at defensive tackle and posting his first career sack
- **11/15 at NYG:** Started at defensive tackle and posted a season-high seven tackles in the win

COLLEGE

- At Texas, started 26-of-39 games over his three-year career and finished with 165 tackles, 8.5 sacks, 29 tackles for loss, two forced fumbles, two fumble recoveries and six passes defended
- A consensus First-Team Big-12 and All America selection as junior in 2014, became first defensive tackle to lead Longhorns in sacks (5.5) and tackles for loss (13) since 1984

PERSONAL

- Was a high school All-American at Brenham High School and was rated as the second-best defensive tackle in the nation by ESPNU



- Three-year starter who tallied 125 tackles, 66 tackles for loss, 91 quarterback hits, 24.0 sacks, nine forced fumbles and four fumble recoveries, helping Brenham post a 34-5 record over his final three seasons
- Also lettered in basketball and track and field

MALCOM BROWN'S NFL REGULAR SEASON DEFENSIVE STATISTICS

| DATE | TEAM | GP | TACKLES | | | | | | | | INTERCEPTIONS | | | | | | O. FUMB | | | | ST | | | | MISC | | | |
|-------------------|----------|------------|-----------|------------|------------|------------|-----------|------------|-------------|-------------|---------------|----------|----------|----------|----------|----------|----------|----------|----------|----------|----------|----------|----------|----------|----------|----------|----------|---|
| | | | GS | TK | S | A | TFL | YDS | SK | YDS | QBH | NO | YDS | LG | TD | PD | FF | FR | TD | YDS | TK | S | A | FF | FR | S | A | |
| 2015 | Patriots | 16 | 12 | 48 | 31 | 17 | 6 | 25 | 3.0 | 17.0 | 5 | 0 | 0 | 0 | 0 | 0 | 2 | 0 | 0 | 0 | 0 | 0 | 0 | 0 | 0 | 0 | 0 | 0 |
| 2016 | Patriots | 16 | 13 | 50 | 24 | 26 | 4 | 28 | 3.0 | 28.0 | 5 | 0 | 0 | 0 | 0 | 1 | 0 | 0 | 0 | 0 | 0 | 0 | 0 | 0 | 0 | 0 | 0 | |
| 2017 | Patriots | 13 | 12 | 49 | 29 | 20 | 4 | 24 | 2.5 | 18.5 | 5 | 0 | 0 | 0 | 0 | 0 | 0 | 0 | 0 | 0 | 0 | 0 | 0 | 0 | 0 | 0 | 0 | |
| 2018 | Patriots | 15 | 14 | 39 | 19 | 20 | 0 | 0 | 0.0 | 0.0 | 1 | 0 | 0 | 0 | 0 | 0 | 1 | 0 | 0 | 0 | 0 | 0 | 0 | 0 | 0 | 0 | 0 | |
| 2019 | Saints | 16 | 16 | 34 | 18 | 16 | 6 | 24 | 2.0 | 11.0 | 5 | 0 | 0 | 0 | 1 | 0 | 1 | 0 | 0 | 0 | 0 | 0 | 0 | 0 | 0 | 0 | 0 | |
| 2020 | Saints | 13 | 13 | 27 | 9 | 18 | 3 | 11 | 1.0 | 10.0 | 2 | 0 | 0 | 0 | 0 | 0 | 0 | 0 | 0 | 0 | 0 | 0 | 0 | 0 | 0 | 0 | 0 | |
| 2021 | Jaguars | 13 | 13 | 47 | 24 | 23 | 2 | 1 | 0.0 | 0.0 | 1 | 0 | 0 | 0 | 0 | 0 | 0 | 0 | 0 | 0 | 0 | 0 | 0 | 0 | 0 | 0 | 0 | |
| NFL TOTALS | | 102 | 93 | 294 | 154 | 140 | 25 | 113 | 11.5 | 84.5 | 24 | 0 | 0 | 0 | 0 | 1 | 1 | 4 | 0 | 0 | 0 | 0 | 0 | 0 | 0 | 0 | 0 | |

MALCOM BROWN'S NFL POSTSEASON DEFENSIVE STATISTICS

| DATE | TEAM | GP | TACKLES | | | | | | | | INTERCEPTIONS | | | | | | O. FUMB | | | | ST | | | | MISC | | |
|-------------------|----------|-----------|-----------|-----------|-----------|-----------|----------|-----------|------------|-------------|---------------|----------|----------|----------|----------|----------|----------|----------|----------|----------|----------|----------|----------|----------|----------|----------|----------|
| | | | GS | TK | S | A | TFL | YDS | SK | YDS | QBH | NO | YDS | LG | TD | PD | FF | FR | TD | YDS | TK | S | A | FF | FR | S | A |
| 2015 | Patriots | 2 | 2 | 6 | 2 | 4 | 0 | 0 | 0.0 | 0.0 | 0 | 0 | 0 | 0 | 0 | 0 | 0 | 0 | 0 | 0 | 0 | 0 | 0 | 0 | 0 | 0 | 0 |
| 2016 | Patriots | 3 | 3 | 11 | 5 | 6 | 2 | 10 | 1.0 | 9.0 | 1 | 0 | 0 | 0 | 0 | 0 | 0 | 0 | 0 | 0 | 0 | 0 | 0 | 0 | 0 | 0 | 0 |
| 2017 | Patriots | 3 | 3 | 12 | 6 | 6 | 0 | 0 | 0.0 | 0.0 | 0 | 0 | 0 | 0 | 0 | 0 | 0 | 0 | 0 | 0 | 0 | 0 | 0 | 0 | 0 | 0 | 0 |
| 2018 | Patriots | 3 | 2 | 4 | 1 | 3 | 0 | 0 | 0.0 | 0.0 | 0 | 0 | 0 | 0 | 0 | 0 | 0 | 0 | 0 | 0 | 0 | 0 | 0 | 0 | 0 | 0 | 0 |
| 2019 | Saints | 1 | 1 | 2 | 0 | 2 | 0 | 0 | 0.5 | 3.0 | 1 | 0 | 0 | 0 | 0 | 0 | 0 | 0 | 0 | 0 | 0 | 0 | 0 | 0 | 0 | 0 | 0 |
| 2020 | Saints | 2 | 2 | 3 | 2 | 1 | 0 | 0 | 0.0 | 0.0 | 0 | 0 | 0 | 0 | 0 | 0 | 0 | 0 | 0 | 0 | 0 | 0 | 0 | 0 | 0 | 0 | 0 |
| NFL TOTALS | | 14 | 13 | 38 | 16 | 22 | 2 | 10 | 1.5 | 12.0 | 2 | 0 | 0 | 0 | 0 | 0 | 0 | 0 | 0 | 0 | 0 | 0 | 0 | 0 | 0 | 0 | 0 |

SINGLE-GAME HIGHS: DEFENSIVE

| | | | |
|------------------------|---|--------------------------|---|
| Total Tackles | 7 at Houston Texans, Sep 12, 2021 7 at Pittsburgh Steelers, Dec 17, 2017 ...3 more at 7. | Fumble Recoveries | 1 at Carolina Panthers, Dec 29, 2019 1 vs. Buffalo Bills, Dec 23, 2018 ...2 more at 1. |
| Sacks | 2.0 at Cleveland Browns, Oct 09, 2016 1.0 at Tampa Bay Buccaneers, Nov 08, 2020 ...8 more at 1.0. | Tackles For Loss | 2 at Indianapolis Colts, Nov 14, 2021 2 vs. Carolina Panthers, Nov 24, 2019 ...4 more at 2. |
| Passes Defensed | 1 at Tennessee Titans, Dec 22, 2019 | Safeties | 1 vs. Baltimore Ravens, Dec 12, 2016 |
| Forced Fumbles | 1 vs. Seattle Seahawks, Nov 13, 2016 | | |

SINGLE-GAME HIGHS - POSTSEASON: DEFENSIVE

| | | | |
|----------------------|---|-------------------------|---|
| Total Tackles | 6 vs. Philadelphia Eagles, Feb 04, 2018 6 vs. Houston Texans, Jan 14, 2017 | Tackles For Loss | 1 vs. Pittsburgh Steelers, Jan 22, 2017 1 vs. Houston Texans, Jan 14, 2017 |
| Sacks | 1.0 vs. Houston Texans, Jan 14, 2017 0.5 vs. Minnesota Vikings, Jan 05, 2020 | | |

2021 GAME-BY-GAME REGULAR-SEASON STATISTICS (JAGUARS)

| DATE | OPPONENT | P/S | TACKLES | | | | | | | | INTERCEPTIONS | | | | | | O. FUMB | | | | ST | | | | MISC | | |
|--------------------|-------------|--------------|-----------|-----------|-----------|------------|------------|----------|----------|----------|---------------|----------|----------|----------|----------|----------|----------|----------|----------|----------|----------|----------|----------|----------|----------|-------------|-------|
| | | | TK | S | A | SK | YDS | TFL | YDS | QBH | NO | YDS | LG | TD | PD | FF | FR | TD | YDS | TK | S | A | FF | FR | S | A | W/L |
| 09/12 | at Texans | S | 7 | 4 | 3 | 0.0 | 0.0 | 0 | 0 | 0 | 0 | 0 | 0 | 0 | 0 | 0 | 0 | 0 | 0 | 0 | 0 | 0 | 0 | 0 | 0 | L | 21-37 |
| 09/19 | Broncos | S | 1 | 0 | 1 | 0.0 | 0.0 | 0 | 0 | 1 | 0 | 0 | 0 | 0 | 0 | 0 | 0 | 0 | 0 | 0 | 0 | 0 | 0 | 0 | 0 | L | 13-23 |
| 09/26 | Cardinals | S | 2 | 1 | 1 | 0.0 | 0.0 | 0 | 0 | 0 | 0 | 0 | 0 | 0 | 0 | 0 | 0 | 0 | 0 | 0 | 0 | 0 | 0 | 0 | 0 | L | 19-31 |
| 09/30 | at Bengals | S | 4 | 1 | 3 | 0.0 | 0.0 | 0 | 0 | 0 | 0 | 0 | 0 | 0 | 0 | 0 | 0 | 0 | 0 | 0 | 0 | 0 | 0 | 0 | 0 | L | 21-24 |
| 10/10 | Titans | S | 2 | 2 | 0 | 0.0 | 0.0 | 0 | 0 | 0 | 0 | 0 | 0 | 0 | 0 | 0 | 0 | 0 | 0 | 0 | 0 | 0 | 0 | 0 | 0 | L | 19-37 |
| 10/17 | Dolphins | S | 3 | 1 | 2 | 0.0 | 0.0 | 0 | 0 | 0 | 0 | 0 | 0 | 0 | 0 | 0 | 0 | 0 | 0 | 0 | 0 | 0 | 0 | 0 | 0 | W | 23-20 |
| 10/31 | at Seahawks | S | 6 | 3 | 3 | 0.0 | 0.0 | 0 | 0 | 0 | 0 | 0 | 0 | 0 | 0 | 0 | 0 | 0 | 0 | 0 | 0 | 0 | 0 | 0 | 0 | L | 7-31 |
| 11/07 | Bills | S | 2 | 1 | 1 | 0.0 | 0.0 | 0 | 0 | 0 | 0 | 0 | 0 | 0 | 0 | 0 | 0 | 0 | 0 | 0 | 0 | 0 | 0 | 0 | 0 | W | 9-6 |
| 11/14 | at Colts | S | 6 | 4 | 2 | 0.0 | 0.0 | 2 | 1 | 0 | 0 | 0 | 0 | 0 | 0 | 0 | 0 | 0 | 0 | 0 | 0 | 0 | 0 | 0 | 0 | L | 17-23 |
| 11/21 | 49ers | S | 3 | 1 | 2 | 0.0 | 0.0 | 0 | 0 | 0 | 0 | 0 | 0 | 0 | 0 | 0 | 0 | 0 | 0 | 0 | 0 | 0 | 0 | 0 | 0 | L | 10-30 |
| 11/28 | Falcons | S | 5 | 3 | 2 | 0.0 | 0.0 | 0 | 0 | 0 | 0 | 0 | 0 | 0 | 0 | 0 | 0 | 0 | 0 | 0 | 0 | 0 | 0 | 0 | 0 | L | 14-21 |
| 12/05 | at Rams | S | 2 | 1 | 1 | 0.0 | 0.0 | 0 | 0 | 0 | 0 | 0 | 0 | 0 | 0 | 0 | 0 | 0 | 0 | 0 | 0 | 0 | 0 | 0 | 0 | L | 7-37 |
| 12/12 | at Titans | S | 4 | 2 | 2 | 0.0 | 0.0 | 0 | 0 | 0 | 0 | 0 | 0 | 0 | 0 | 0 | 0 | 0 | 0 | 0 | 0 | 0 | 0 | 0 | 0 | L | 0-20 |
| 2021 TOTALS | | 13-13 | 47 | 24 | 23 | 0.0 | 0.0 | 2 | 1 | 1 | 0 | 0 | 0 | 0 | 0 | 0 | 0 | 0 | 0 | 0 | 0 | 0 | 0 | 0 | 0 | 2-11 | |



2020 GAME-BY-GAME REGULAR-SEASON STATISTICS (SAINTS)

| DATE | OPPONENT | P/S | TACKLES | | | | | | | INTERCEPTIONS | | | | | O. FUMB | | | | ST | | | | MISC | | SCORE | | |
|--------------------|---------------|--------------|-----------|----------|-----------|------------|-------------|----------|-----------|---------------|----------|----------|----------|----------|----------|----------|----------|----------|----------|----------|----------|----------|----------|----------|----------|-------------|--------|
| | | | TK | S | A | SK | YDS | TFL | YDS | QBH | NO | YDS | LG | TD | PD | FF | FR | TD | YDS | TK | S | A | FF | FR | | S | A |
| 09/13 | Buccaneers | S | 0 | 0 | 0 | 0.0 | 0.0 | 0 | 0 | 0 | 0 | 0 | 0 | 0 | 0 | 0 | 0 | 0 | 0 | 0 | 0 | 0 | 0 | 0 | 0 | W | 34-23 |
| 09/21 | at Raiders | S | 3 | 2 | 1 | 0.0 | 0.0 | 0 | 0 | 0 | 0 | 0 | 0 | 0 | 0 | 0 | 0 | 0 | 0 | 0 | 0 | 0 | 0 | 0 | 0 | L | 24-34 |
| 09/27 | Packers | S | 2 | 0 | 2 | 0.0 | 0.0 | 0 | 0 | 0 | 0 | 0 | 0 | 0 | 0 | 0 | 0 | 0 | 0 | 0 | 0 | 0 | 0 | 0 | 0 | L | 30-37 |
| 10/04 | at Lions | S | 1 | 0 | 1 | 0.0 | 0.0 | 0 | 0 | 0 | 0 | 0 | 0 | 0 | 0 | 0 | 0 | 0 | 0 | 0 | 0 | 0 | 0 | 0 | 0 | W | 35-29 |
| 10/12 | Chargers | S | 4 | 1 | 3 | 0.0 | 0.0 | 0 | 0 | 0 | 0 | 0 | 0 | 0 | 0 | 0 | 0 | 0 | 0 | 0 | 0 | 0 | 0 | 0 | 0 | W | 30-27+ |
| 10/25 | Panthers | S | 1 | 1 | 0 | 0.0 | 0.0 | 0 | 0 | 0 | 0 | 0 | 0 | 0 | 0 | 0 | 0 | 0 | 0 | 0 | 0 | 0 | 0 | 0 | 0 | W | 27-24 |
| 11/01 | at Bears | S | 4 | 0 | 4 | 0.0 | 0.0 | 0 | 0 | 0 | 0 | 0 | 0 | 0 | 0 | 0 | 0 | 0 | 0 | 0 | 0 | 0 | 0 | 0 | 0 | W | 26-23+ |
| 11/08 | at Buccaneers | S | 1 | 1 | 0 | 1.0 | 10.0 | 1 | 10 | 1 | 0 | 0 | 0 | 0 | 0 | 0 | 0 | 0 | 0 | 0 | 0 | 0 | 0 | 0 | 0 | W | 38-3 |
| 11/15 | 49ers | S | 3 | 1 | 2 | 0.0 | 0.0 | 1 | 0 | 0 | 0 | 0 | 0 | 0 | 0 | 0 | 0 | 0 | 0 | 0 | 0 | 0 | 0 | 0 | 0 | W | 27-13 |
| 11/22 | Falcons | S | 1 | 0 | 1 | 0.0 | 0.0 | 0 | 0 | 0 | 1 | 0 | 0 | 0 | 0 | 0 | 0 | 0 | 0 | 0 | 0 | 0 | 0 | 0 | 0 | W | 24-9 |
| 11/29 | at Broncos | S | 3 | 2 | 1 | 0.0 | 0.0 | 0 | 0 | 0 | 0 | 0 | 0 | 0 | 0 | 0 | 0 | 0 | 0 | 0 | 0 | 0 | 0 | 0 | 0 | W | 31-3 |
| 12/06 | at Falcons | S | 1 | 0 | 1 | 0.0 | 0.0 | 0 | 0 | 0 | 0 | 0 | 0 | 0 | 0 | 0 | 0 | 0 | 0 | 0 | 0 | 0 | 0 | 0 | 0 | W | 21-16 |
| 12/13 | at Eagles | | | | | | | | | | | | | | | | | | | | | | | | | L | 21-24 |
| 12/20 | Chiefs | | | | | | | | | | | | | | | | | | | | | | | | | L | 29-32 |
| 12/25 | Vikings | | | | | | | | | | | | | | | | | | | | | | | | | W | 52-33 |
| 01/03 | at Panthers | S | 3 | 1 | 2 | 0.0 | 0.0 | 1 | 1 | 0 | 0 | 0 | 0 | 0 | 0 | 0 | 0 | 0 | 0 | 0 | 0 | 0 | 0 | 0 | 0 | W | 33-7 |
| 2020 TOTALS | | 13-13 | 27 | 9 | 18 | 1.0 | 10.0 | 3 | 11 | 2 | 0 | 0 | 0 | 0 | 0 | 0 | 0 | 0 | 0 | 0 | 0 | 0 | 0 | 0 | 0 | 12-4 | |

+ - Overtime

2020 GAME-BY-GAME POSTSEASON STATISTICS (SAINTS)

| DATE | OPPONENT | P/S | TACKLES | | | | | | | INTERCEPTIONS | | | | | O. FUMB | | | | ST | | | | MISC | | SCORE | | |
|--------------------|------------|------------|----------|----------|----------|------------|------------|----------|----------|---------------|----------|----------|----------|----------|----------|----------|----------|----------|----------|----------|----------|----------|----------|----------|----------|------------|-------|
| | | | TK | S | A | SK | YDS | TFL | YDS | QBH | NO | YDS | LG | TD | PD | FF | FR | TD | YDS | TK | S | A | FF | FR | | S | A |
| 01/10 | Bears | S | 3 | 2 | 1 | 0.0 | 0.0 | 0 | 0 | 0 | 0 | 0 | 0 | 0 | 0 | 0 | 0 | 0 | 0 | 0 | 0 | 0 | 0 | 0 | 0 | W | 21-9 |
| 01/17 | Buccaneers | S | 0 | 0 | 0 | 0.0 | 0.0 | 0 | 0 | 0 | 0 | 0 | 0 | 0 | 0 | 0 | 0 | 0 | 0 | 0 | 0 | 0 | 0 | 0 | 0 | L | 20-30 |
| 2020 TOTALS | | 2-2 | 3 | 2 | 1 | 0.0 | 0.0 | 0 | 0 | 0 | 0 | 0 | 0 | 0 | 0 | 0 | 0 | 0 | 0 | 0 | 0 | 0 | 0 | 0 | 0 | 1-1 | |






TAVEN BRYAN | 93



POSITION: DEFENSIVE LINEMAN
HT: 6-5 | **WT:** 295 | **DOB:** 3-11-1996
COLLEGE: FLORIDA
HOMETOWN: CASPER, WYO.
ACQ: D1-'18
EXP: 4th YEAR

 @tavenbryan93

 @tavenb

KEY TRANSACTIONS

- Originally drafted by Jacksonville in the first round (29th overall) of the 2018 draft

PRO

2021 (Jaguars)

- 12/12 at TEN:** Saw action along the defensive line and recorded one tackle and one QB hit
- 12/5 at LAR:** Saw action on defense and posted two total tackles (one solo)
- 11/28 vs. ATL:** Saw action along the defensive line and recorded one tackle for loss
- 11/21 vs. S.F.:** Saw action on 31 defensive snaps
- 11/14 at IND:** Saw action on defense and recorded one tackle for loss and two QB hits
- 11/7 vs. BUF:** Posted 2.0 sacks for the first multi-sack game of his career... Marked the second consecutive game a Jaguars player recorded at least 2.0 sacks (Josh Allen at Seattle)
- 10/31 at SEA:** Saw action on defense and had one total tackle
- 10/17 vs. MIA:** Inactive
- 10/10 vs. TEN:** Saw action on 18 defensive snaps
- 9/30 at CIN:** Played 16 snaps on defense
- 9/26 vs. ARI:** Recorded two solo tackles including one tackle for loss
- 9/19 vs. DEN:** Recorded two total tackles
- 9/12 at HOU:** Recorded two total tackles and one QB hit at defensive tackle

2020 (Jaguars)

- Saw action in all 16 games on the season, starting nine, and totaled 18 tackles (10 solo), three tackles for loss and a half sack
- 10/11 at HOU:** Started at defensive tackle and posted three tackles, including one tackle for loss
- 10/25 at LAC:** Started at defensive tackle and collected two tackles, including a half-sack

2019 (Jaguars)

- Saw action in all 16 games on the season, starting eight and tallied 33 tackles (18 solo), five tackles for loss, 2.0 sacks, one forced fumble and one pass defended
- 9/19 vs. TEN:** Saw action at defensive tackle, amassing three tackles (two solo) and 1.0 sack, the second of his career
- 10/20 at CIN:** Saw action at defensive tackle, posting three tackles (two solo)... His pressure on QB Andy Dalton led to DE Yannick Ngakoue's pick six
- 12/29 vs. IND:** Started at defensive tackle tallying four tackles (three solo), 1.0 sack, one pass defended and one forced fumble

2018 (Jaguars)

- Saw action in all 16 games during his rookie campaign, making one start... Amassed 20 tackles (13 solo), three tackles for loss and 1.0 sack
- 12/6 at TEN:** Made his first career start at defensive tackle and recorded three tackles
- 12/30 at HOU:** Recorded 1.0 sack, the first of his career

COLLEGE

- Appeared in 36 games with 14 starts
- Named Associated Press All-SEC Second Team after his junior year
- Career totals include 67 tackle (31 solo), 10.5 tackles for loss, 5.5 sacks, two forced fumbles and three fumble recoveries

PERSONAL

- Father, Brandy, spent four years as a Navy SEAL
- Has one sister, Chelcey
- Walk-up song in Arlington, Texas after being selected was "Hail To The King" by Avenged Sevenfold
- Youth football team in Wyoming was nicknamed the 'Jaguars'
- Nickname: Wyoming Wildman
- Attended Notrona County (Wyo.) High School and helped lead the team to a 41-6 record in his final three seasons, including back-to-back state titles in 2012 and 2013
- Unanimously selected as the 2013 Conference Defensive Player of the Year

TAVEN BRYAN'S NFL REGULAR SEASON DEFENSIVE STATISTICS

| DATE | TEAM | GP | TACKLES | | | | | | | | INTERCEPTIONS | | | | | | O. FUMB | | | | ST | | | | MISC | | | |
|-------------------|---------|-----------|-----------|-----------|-----------|-----------|-----------|-----------|------------|-------------|---------------|----------|----------|----------|----------|----------|----------|----------|----------|----------|----------|----------|----------|----------|----------|----------|----------|---|
| | | | GS | TK | S | A | TFL | YDS | SK | YDS | QBH | NO | YDS | LG | TD | PD | FF | FR | TD | YDS | TK | S | A | FF | FR | S | A | |
| 2018 | Jaguars | 16 | 1 | 20 | 13 | 7 | 3 | 9 | 1.0 | 4.0 | 2 | 0 | 0 | 0 | 0 | 0 | 0 | 0 | 0 | 0 | 0 | 0 | 0 | 0 | 0 | 0 | 0 | 0 |
| 2019 | Jaguars | 16 | 8 | 33 | 18 | 15 | 5 | 22 | 2.0 | 16.0 | 9 | 0 | 0 | 0 | 1 | 1 | 0 | 0 | 0 | 0 | 0 | 0 | 0 | 0 | 0 | 0 | 0 | |
| 2020 | Jaguars | 16 | 8 | 18 | 10 | 8 | 3 | 4 | 0.5 | 1.0 | 5 | 0 | 0 | 0 | 0 | 0 | 0 | 0 | 0 | 0 | 0 | 0 | 0 | 0 | 0 | 0 | 0 | |
| 2021 | Jaguars | 12 | 0 | 14 | 9 | 5 | 4 | 20 | 2.0 | 16.0 | 7 | 0 | 0 | 0 | 0 | 0 | 0 | 0 | 0 | 0 | 0 | 0 | 0 | 0 | 0 | 0 | 0 | |
| NFL TOTALS | | 60 | 17 | 85 | 50 | 35 | 15 | 55 | 5.5 | 37.0 | 23 | 0 | 0 | 0 | 1 | 1 | 0 | 0 | 0 | 0 | 0 | 0 | 0 | 0 | 0 | 0 | 0 | |



SINGLE-GAME HIGHS: DEFENSIVE

Total Tackles 4 vs. Indianapolis Colts, Dec 29, 2019
 4 at Atlanta Falcons, Dec 22, 2019
 ...1 more at 4.

Sacks 2.0 vs. Buffalo Bills, Nov 07, 2021
 1.0 vs. Indianapolis Colts, Dec 29, 2019
 ...2 more at 1.0.

Passes Defensed 1 vs. Indianapolis Colts, Dec 29, 2019

Forced Fumbles 1 vs. Indianapolis Colts, Dec 29, 2019
Tackles For Loss 2 vs. Buffalo Bills, Nov 07, 2021
 2 at Indianapolis Colts, Nov 17, 2019

2021 GAME-BY-GAME REGULAR-SEASON STATISTICS (JAGUARS)

| DATE | OPPONENT | P/S | TACKLES | | | | | | | INTERCEPTIONS | | | | | O. FUMB | | | | ST | | | | MISC | | W/L | SCORE | | |
|--------------------|-------------|-----|-------------|-----------|----------|----------|------------|-------------|----------|---------------|----------|----------|----------|----------|----------|----------|----------|----------|----------|----------|----------|----------|----------|----------|----------|----------|-------------|-------|
| | | | TK | S | A | SK | YDS | TFL | YDS | QBH | NO | YDS | LG | TD | PD | FF | FR | TD | YDS | TK | S | A | FF | FR | | | S | A |
| 09/12 | at Texans | P | 2 | 2 | 0 | 0.0 | 0.0 | 0 | 0 | 1 | 0 | 0 | 0 | 0 | 0 | 0 | 0 | 0 | 0 | 0 | 0 | 0 | 0 | 0 | 0 | 0 | L | 21-37 |
| 09/19 | Broncos | P | 2 | 0 | 2 | 0.0 | 0.0 | 0 | 0 | 0 | 0 | 0 | 0 | 0 | 0 | 0 | 0 | 0 | 0 | 0 | 0 | 0 | 0 | 0 | 0 | 0 | L | 13-23 |
| 09/26 | Cardinals | P | 2 | 2 | 0 | 0.0 | 0.0 | 1 | 1 | 0 | 0 | 0 | 0 | 0 | 0 | 0 | 0 | 0 | 0 | 0 | 0 | 0 | 0 | 0 | 0 | L | 19-31 | |
| 09/30 | at Bengals | P | 0 | 0 | 0 | 0.0 | 0.0 | 0 | 0 | 0 | 0 | 0 | 0 | 0 | 0 | 0 | 0 | 0 | 0 | 0 | 0 | 0 | 0 | 0 | 0 | L | 21-24 | |
| 10/10 | Titans | P | 0 | 0 | 0 | 0.0 | 0.0 | 0 | 0 | 0 | 0 | 0 | 0 | 0 | 0 | 0 | 0 | 0 | 0 | 0 | 0 | 0 | 0 | 0 | 0 | L | 19-37 | |
| 10/17 | Dolphins | | | | | | | | | | INACTIVE | | | | | | | | | | | | | | | | W | 23-20 |
| 10/31 | at Seahawks | P | 1 | 0 | 1 | 0.0 | 0.0 | 0 | 0 | 0 | 0 | 0 | 0 | 0 | 0 | 0 | 0 | 0 | 0 | 0 | 0 | 0 | 0 | 0 | 0 | 0 | L | 7-31 |
| 11/07 | Bills | P | 2 | 2 | 0 | 2.0 | 16.0 | 2 | 16 | 2 | 0 | 0 | 0 | 0 | 0 | 0 | 0 | 0 | 0 | 0 | 0 | 0 | 0 | 0 | 0 | 0 | W | 9-6 |
| 11/14 | at Colts | P | 1 | 1 | 0 | 0.0 | 0.0 | 1 | 3 | 2 | 0 | 0 | 0 | 0 | 0 | 0 | 0 | 0 | 0 | 0 | 0 | 0 | 0 | 0 | 0 | L | 17-23 | |
| 11/21 | 49ers | P | 0 | 0 | 0 | 0.0 | 0.0 | 0 | 0 | 0 | 0 | 0 | 0 | 0 | 0 | 0 | 0 | 0 | 0 | 0 | 0 | 0 | 0 | 0 | 0 | L | 10-30 | |
| 11/28 | Falcons | P | 1 | 0 | 1 | 0.0 | 0.0 | 0 | 0 | 1 | 0 | 0 | 0 | 0 | 0 | 0 | 0 | 0 | 0 | 0 | 0 | 0 | 0 | 0 | 0 | L | 14-21 | |
| 12/05 | at Rams | P | 2 | 1 | 1 | 0.0 | 0.0 | 0 | 0 | 0 | 0 | 0 | 0 | 0 | 0 | 0 | 0 | 0 | 0 | 0 | 0 | 0 | 0 | 0 | 0 | L | 7-37 | |
| 12/12 | at Titans | P | 1 | 1 | 0 | 0.0 | 0.0 | 0 | 0 | 1 | 0 | 0 | 0 | 0 | 0 | 0 | 0 | 0 | 0 | 0 | 0 | 0 | 0 | 0 | 0 | L | 0-20 | |
| 2021 TOTALS | | | 12-0 | 14 | 9 | 5 | 2.0 | 16.0 | 4 | 20 | 7 | 0 | 0 | 0 | 0 | 0 | 0 | 0 | 0 | 0 | 0 | 0 | 0 | 0 | 0 | 0 | 2-11 | |

2020 GAME-BY-GAME REGULAR-SEASON STATISTICS (JAGUARS)

| DATE | OPPONENT | P/S | TACKLES | | | | | | | INTERCEPTIONS | | | | | O. FUMB | | | | ST | | | | MISC | | W/L | SCORE | | |
|--------------------|-------------|-----|-------------|-----------|-----------|----------|------------|------------|----------|---------------|----------|----------|----------|----------|----------|----------|----------|----------|----------|----------|----------|----------|----------|----------|----------|-------------|--------|-------|
| | | | TK | S | A | SK | YDS | TFL | YDS | QBH | NO | YDS | LG | TD | PD | FF | FR | TD | YDS | TK | S | A | FF | FR | | | S | A |
| 09/13 | Colts | S | 0 | 0 | 0 | 0.0 | 0.0 | 0 | 0 | 1 | 0 | 0 | 0 | 0 | 0 | 0 | 0 | 0 | 0 | 0 | 0 | 0 | 0 | 0 | 0 | 0 | W | 27-20 |
| 09/20 | at Titans | S | 1 | 1 | 0 | 0.0 | 0.0 | 0 | 0 | 1 | 0 | 0 | 0 | 0 | 0 | 0 | 0 | 0 | 0 | 0 | 0 | 0 | 0 | 0 | 0 | 0 | L | 30-33 |
| 09/24 | Dolphins | S | 0 | 0 | 0 | 0.0 | 0.0 | 0 | 0 | 1 | 0 | 0 | 0 | 0 | 0 | 0 | 0 | 0 | 0 | 0 | 0 | 0 | 0 | 0 | 0 | L | 13-31 | |
| 10/04 | at Bengals | S | 2 | 1 | 1 | 0.0 | 0.0 | 0 | 0 | 1 | 0 | 0 | 0 | 0 | 0 | 0 | 0 | 0 | 0 | 0 | 0 | 0 | 0 | 0 | 0 | L | 25-33 | |
| 10/11 | at Texans | S | 3 | 2 | 1 | 0.0 | 0.0 | 1 | 1 | 0 | 0 | 0 | 0 | 0 | 0 | 0 | 0 | 0 | 0 | 0 | 0 | 0 | 0 | 0 | 0 | L | 14-30 | |
| 10/18 | Lions | S | 1 | 1 | 0 | 0.0 | 0.0 | 1 | 0 | 0 | 0 | 0 | 0 | 0 | 0 | 0 | 0 | 0 | 0 | 0 | 0 | 0 | 0 | 0 | 0 | L | 16-34 | |
| 10/25 | at Chargers | S | 2 | 1 | 1 | 0.5 | 1.0 | 1 | 3 | 1 | 0 | 0 | 0 | 0 | 0 | 0 | 0 | 0 | 0 | 0 | 0 | 0 | 0 | 0 | 0 | L | 29-39 | |
| 11/08 | Texans | P | 2 | 1 | 1 | 0.0 | 0.0 | 0 | 0 | 0 | 0 | 0 | 0 | 0 | 0 | 0 | 0 | 0 | 0 | 0 | 0 | 0 | 0 | 0 | 0 | L | 25-27 | |
| 11/15 | at Packers | S | 1 | 0 | 1 | 0.0 | 0.0 | 0 | 0 | 0 | 0 | 0 | 0 | 0 | 0 | 0 | 0 | 0 | 0 | 0 | 0 | 0 | 0 | 0 | 0 | L | 20-24 | |
| 11/22 | Steelers | P | 1 | 1 | 0 | 0.0 | 0.0 | 0 | 0 | 0 | 0 | 0 | 0 | 0 | 0 | 0 | 0 | 0 | 0 | 0 | 0 | 0 | 0 | 0 | 0 | L | 3-27 | |
| 11/29 | Browns | P | 2 | 1 | 1 | 0.0 | 0.0 | 0 | 0 | 0 | 0 | 0 | 0 | 0 | 0 | 0 | 0 | 0 | 0 | 0 | 0 | 0 | 0 | 0 | 0 | L | 25-27 | |
| 12/06 | at Vikings | P | 0 | 0 | 0 | 0.0 | 0.0 | 0 | 0 | 0 | 0 | 0 | 0 | 0 | 0 | 0 | 0 | 0 | 0 | 0 | 0 | 0 | 0 | 0 | 0 | L | 24-27+ | |
| 12/13 | Titans | P | 1 | 0 | 1 | 0.0 | 0.0 | 0 | 0 | 0 | 0 | 0 | 0 | 0 | 0 | 0 | 0 | 0 | 0 | 0 | 0 | 0 | 0 | 0 | 0 | L | 10-31 | |
| 12/20 | at Ravens | P | 1 | 0 | 1 | 0.0 | 0.0 | 0 | 0 | 0 | 0 | 0 | 0 | 0 | 0 | 0 | 0 | 0 | 0 | 0 | 0 | 0 | 0 | 0 | 0 | L | 14-40 | |
| 12/27 | Bears | P | 1 | 1 | 0 | 0.0 | 0.0 | 0 | 0 | 0 | 0 | 0 | 0 | 0 | 0 | 0 | 0 | 0 | 0 | 0 | 0 | 0 | 0 | 0 | 0 | L | 17-41 | |
| 01/03 | at Colts | P | 0 | 0 | 0 | 0.0 | 0.0 | 0 | 0 | 0 | 0 | 0 | 0 | 0 | 0 | 0 | 0 | 0 | 0 | 0 | 0 | 0 | 0 | 0 | 0 | L | 14-28 | |
| 2020 TOTALS | | | 16-8 | 18 | 10 | 8 | 0.5 | 1.0 | 3 | 4 | 5 | 0 | 0 | 0 | 0 | 0 | 0 | 0 | 0 | 0 | 0 | 0 | 0 | 0 | 0 | 1-15 | | |

+ - Overtime





TYSON CAMPBELL | 32



POSITION: CORNERBACK
HT: 6-1 | **WT:** 195 | **DOB:** 3-17-2000
COLLEGE: GEORGIA
HOMETOWN: MIRAMAR, FLA.
ACQ: D2-'21
EXP: R

@tysoncampbell_
 @tysoncampbell_

KEY TRANSACTIONS:

- Originally drafted by Jacksonville in the second round (33rd overall) in the 2021 draft

PRO

2021 (Jaguars)

- 12/12 at TEN:** Started at cornerback and recorded four total tackles (two solo)
- 12/5 at LAR:** Started at cornerback and posted four total tackles (two solo)... Left the game briefly in the third quarter with an abdominal injury but returned to the game
- 11/28 vs. ATL:** Started at cornerback and posted the first INT of his career when he picked off Falcons QB Matt Ryan with 19 seconds remaining in the first half... Campbell finished the game with three tackles, three passes defended and one INT... He is the fourth Jaguars rookie in the last 20 years to record at least three passes defended and one INT in a single game, joining CBs CJ Henderson (2020), Jalen Ramsey (2016, twice) and S Marlon McCree (2002)
- 11/21 vs. S.F.:** Started at cornerback and recorded three solo tackles... Left the game in the third quarter with a shoulder injury
- 11/14 at IND:** Started at cornerback and recorded five tackles and one pass defended
- 11/7 vs. BUF:** Started at cornerback and had five total tackles (four solo)
- 10/31 at SEA:** Started at cornerback after missing two games with a toe injury... Finished with four total tackles (three solo) and one pass defended
- 10/17 vs. MIA:** Inactive (toe)
- 10/10 vs. TEN:** Inactive (toe)
- 9/30 at CIN:** Started at cornerback and tied for a team-high with eight total tackles (four solo) and also added one tackle for loss
- 9/26 vs. ARI:** Started at cornerback and finished third on the team with eight total tackles (six solo) and added one pass defended... His six solo tackles tied for the team lead
- 9/19 vs. DEN:** Started at nickel and also saw action at outside corner in home debut... Recorded three total tackles (two solo) and one pass defended
- 9/12 at HOU:** Saw action at nickel corner in his NFL debut... Recorded two tackles (two solo)

COLLEGE

2020

- Started at cornerback in all 10 games
- Finished his final year at Georgia with 29 total tackles, 2.5 tackles for loss and a team-high five passes defended
- 11/28 at South Carolina:** Recorded an interception and returned it 40 yards in 45-16 victory

2019

- Played in nine of 14 games, including three starts
- Recorded 15 total tackles and four passes defended
- 11/30 at Georgia Tech:** Recovered a fumbled punt in the endzone for a touchdown in 52-7 win

2018

- Started at cornerback in 11 of 14 games
- Had 45 total tackles with one pass defended
- 9/22 at Missouri:** Forced, recovered and returned a first-quarter fumble for a 64-yard touchdown

PERSONAL

- 2A state champion in the 100 meters and 200 meters
- Led American Heritage High School to a 50-5 record, including undefeated seasons as state champions in his junior and senior campaigns
- Favorite artist is Rod Wave

TYSON CAMPBELL'S NFL REGULAR SEASON DEFENSIVE STATISTICS

| DATE | TEAM | GP | TACKLES | | | | | | | INTERCEPTIONS | | | | | | | O. FUMB | | | | | ST | | | | | MISC | | |
|-------------------|---------|-----------|-----------|-----------|-----------|-----------|----------|----------|------------|---------------|----------|----------|----------|----------|----------|----------|----------|----------|----------|----------|----------|----------|----------|----------|----------|----------|----------|---|--|
| | | | GS | TK | S | A | TFL | YDS | SK | YDS | QBH | NO | YDS | LG | TD | PD | FF | FR | TD | YDS | TK | S | A | FF | FR | S | A | | |
| 2021 | Jaguars | 11 | 10 | 50 | 34 | 16 | 1 | 2 | 0.0 | 0.0 | 0 | 1 | 0 | 0 | 0 | 7 | 0 | 0 | 0 | 0 | 0 | 0 | 0 | 0 | 0 | 0 | 0 | 0 | |
| NFL TOTALS | | 11 | 10 | 50 | 34 | 16 | 1 | 2 | 0.0 | 0.0 | 0 | 1 | 0 | 0 | 7 | 0 | 0 | 0 | 0 | 0 | 0 | 0 | 0 | 0 | 0 | 0 | 0 | | |

SINGLE-GAME HIGHS: DEFENSIVE

Total Tackles 9 at Cincinnati Bengals, Sep 30, 2021
8 vs. Arizona Cardinals, Sep 26, 2021

Interceptions 1 vs. Atlanta Falcons, Nov 28, 2021

Passes Defended 3 vs. Atlanta Falcons, Nov 28, 2021
1 at Indianapolis Colts, Nov 14, 2021
...3 more at 1.



2021 GAME-BY-GAME REGULAR-SEASON STATISTICS (JAGUARS)

| DATE | OPPONENT | P/S | TACKLES | | | | | | | INTERCEPTIONS | | | | | O. FUMB | | | | ST | | | | MISC | | SCORE | | |
|--------------------|-------------|-----|--------------|-----------|-----------|-----------|------------|------------|----------|---------------|----------|----------|----------|----------|----------|----------|----------|----------|----------|----------|----------|----------|----------|----------|----------|----------|-------------|
| | | | TK | S | A | SK | YDS | TFL | YDS | QBH | NO | YDS | LG | TD | PD | FF | FR | TD | YDS | TK | S | A | FF | FR | | S | A |
| 09/12 | at Texans | P | 2 | 2 | 0 | 0.0 | 0.0 | 0 | 0 | 0 | 0 | 0 | 0 | 0 | 0 | 0 | 0 | 0 | 0 | 0 | 0 | 0 | 0 | 0 | 0 | L | 21-37 |
| 09/19 | Broncos | S | 3 | 2 | 1 | 0.0 | 0.0 | 0 | 0 | 0 | 0 | 0 | 0 | 0 | 1 | 0 | 0 | 0 | 0 | 0 | 0 | 0 | 0 | 0 | 0 | L | 13-23 |
| 09/26 | Cardinals | S | 8 | 6 | 2 | 0.0 | 0.0 | 0 | 0 | 0 | 0 | 0 | 0 | 0 | 1 | 0 | 0 | 0 | 0 | 0 | 0 | 0 | 0 | 0 | 0 | L | 19-31 |
| 09/30 | at Bengals | S | 9 | 4 | 5 | 0.0 | 0.0 | 1 | 2 | 0 | 0 | 0 | 0 | 0 | 0 | 0 | 0 | 0 | 0 | 0 | 0 | 0 | 0 | 0 | 0 | L | 21-24 |
| 10/10 | Titans | | | | | | | | | | | | | | | | | | | | | | | | | L | 19-37 |
| 10/17 | Dolphins | | | | | | | | | | | | | | | | | | | | | | | | | W | 23-20 |
| 10/31 | at Seahawks | S | 4 | 3 | 1 | 0.0 | 0.0 | 0 | 0 | 0 | 0 | 0 | 0 | 0 | 1 | 0 | 0 | 0 | 0 | 0 | 0 | 0 | 0 | 0 | 0 | L | 7-31 |
| 11/07 | Bills | S | 5 | 4 | 1 | 0.0 | 0.0 | 0 | 0 | 0 | 0 | 0 | 0 | 0 | 0 | 0 | 0 | 0 | 0 | 0 | 0 | 0 | 0 | 0 | 0 | W | 9-6 |
| 11/14 | at Colts | S | 5 | 4 | 1 | 0.0 | 0.0 | 0 | 0 | 0 | 0 | 0 | 0 | 0 | 1 | 0 | 0 | 0 | 0 | 0 | 0 | 0 | 0 | 0 | 0 | L | 17-23 |
| 11/21 | 49ers | S | 3 | 3 | 0 | 0.0 | 0.0 | 0 | 0 | 0 | 0 | 0 | 0 | 0 | 0 | 0 | 0 | 0 | 0 | 0 | 0 | 0 | 0 | 0 | 0 | L | 10-30 |
| 11/28 | Falcons | S | 3 | 2 | 1 | 0.0 | 0.0 | 0 | 0 | 0 | 1 | 0 | 0 | 0 | 3 | 0 | 0 | 0 | 0 | 0 | 0 | 0 | 0 | 0 | 0 | L | 14-21 |
| 12/05 | at Rams | S | 4 | 2 | 2 | 0.0 | 0.0 | 0 | 0 | 0 | 0 | 0 | 0 | 0 | 0 | 0 | 0 | 0 | 0 | 0 | 0 | 0 | 0 | 0 | 0 | L | 7-37 |
| 12/12 | at Titans | S | 4 | 2 | 2 | 0.0 | 0.0 | 0 | 0 | 0 | 0 | 0 | 0 | 0 | 0 | 0 | 0 | 0 | 0 | 0 | 0 | 0 | 0 | 0 | 0 | L | 0-20 |
| 2021 TOTALS | | | 11-10 | 50 | 34 | 16 | 0.0 | 0.0 | 1 | 2 | 0 | 1 | 0 | 0 | 0 | 7 | 0 | 0 | 0 | 0 | 0 | 0 | 0 | 0 | 0 | 0 | 2-11 |





K'LAVON CHAISSON | 45



POSITION: DEFENSIVE END/OUTSIDE LINEBACKER

HT: 6-3 | **WT:** 245 | **DOB:** 7-25-1999

COLLEGE: LSU

HOMETOWN: HOUSTON, TEXAS

ACQ: D1-'20

EXP: 2nd YEAR



@S4CKGURU



@s4ckguru

KEY TRANSACTIONS

- Originally drafted by Jacksonville in the first round (20th overall) in the 2020 draft... Pronounced KAY-luh-vahn Chase-on

PRO

2021 (Jaguars)

- 12/12 at TEN:** Saw action on defensive and posted two total tackles, including one tackle for loss
- 12/5 at LAR:** Saw action on defense and recorded one total tackle
- 11/28 vs. ATL:** Started at outside linebacker
- 11/21 vs. S.F.:** Started at outside linebacker and recorded four total tackles (three solo)
- 11/14 at IND:** Saw action on defense and totaled two tackles
- 11/7 vs. BUF:** Saw action on defense
- 10/31 at SEA:** Started at outside linebacker and recorded two total tackles
- 10/17 vs. MIA:** Saw action on defense
- 10/10 vs. TEN:** Started at outside linebacker and finished with a career-high six tackles, including 1.0 sack, two tackles for loss and three QB hits
- 9/30 at CIN:** Saw action on defense and had one tackle and one QB hit
- 9/26 vs. ARI:** Started at outside linebacker and finished the game with three total tackles (two solo)
- 9/19 vs. DEN:** Saw action at outside linebacker and recorded three total tackles (one solo)
- 9/12 at HOU:** Started at outside linebacker and recorded two total tackles

2020 (Jaguars)

- Saw action in all 16 games as a rookie, starting three... Amassed 19 tackles (12 solo), three tackles for loss, 1.0 sack and one pass defended
- 9/13 vs. IND:** Saw extensive action (46 snaps) at defensive end in his NFL debut and posted two tackles (one solo)
- 9/20 at TEN:** Saw action at defensive end and posted two tackles, including his first career sack
- 10/11 at HOU:** Made his first career start at defensive end and tallied one tackle and one pass defended

COLLEGE

- Played in 26 games with 17 starts in his three years with the Tigers
- Capped career with 92 tackles, 19.0 tackles for loss and 9.5 sacks
- Three-time member of the SEC Academic Honor Roll

PERSONAL

- Inspired by his late father, Kelvin, who was a linebacker at Baylor from 1999-2001
- "I'm not going to sit here and lie to you and say I've always dreamed of playing at the next level or I've always dreamed about playing in the NFL because that's not true. The inspiration to play the sport was something that ran deeper. With my size and the tradition in my family involving the sport, it was sort of an obligation or you were looked at differently."
- Created an Instagram account for his dog, Prince Nino: @lifeofnino
- Also passionate about financial literacy, the environment and social justice

K'LAVON CHAISSON'S NFL REGULAR SEASON DEFENSIVE STATISTICS

| DATE | TEAM | GP | TACKLES | | | | | | | INTERCEPTIONS | | | | | | O. FUMB | | | | ST | | | | MISC | | | | |
|-------------------|---------|-----------|----------|-----------|-----------|-----------|----------|-----------|------------|---------------|-----------|----------|----------|----------|----------|----------|----------|----------|----------|----------|----------|----------|----------|----------|----------|----------|----------|---|
| | | | GS | TK | S | A | TFL | YDS | SK | YDS | QBH | NO | YDS | LG | TD | PD | FF | FR | TD | YDS | TK | S | A | FF | FR | S | A | |
| 2020 | Jaguars | 16 | 3 | 19 | 12 | 7 | 3 | 13 | 1.0 | 8.0 | 9 | 0 | 0 | 0 | 0 | 1 | 0 | 0 | 0 | 0 | 0 | 0 | 0 | 0 | 0 | 0 | 0 | 0 |
| 2021 | Jaguars | 13 | 6 | 27 | 16 | 11 | 3 | 5 | 1.0 | 2.0 | 4 | 0 | 0 | 0 | 0 | 0 | 0 | 0 | 0 | 0 | 0 | 0 | 0 | 0 | 0 | 0 | 0 | |
| NFL TOTALS | | 29 | 9 | 46 | 28 | 18 | 6 | 18 | 2.0 | 10.0 | 13 | 0 | 0 | 0 | 0 | 1 | 0 | 0 | 0 | 0 | 0 | 0 | 0 | 0 | 0 | 0 | 0 | |

SINGLE-GAME HIGHS: DEFENSIVE

Total Tackles 6 vs. Tennessee Titans, Oct 10, 2021
4 vs. San Francisco 49ers, Nov 21, 2021

Sacks 1.0 vs. Tennessee Titans, Oct 10, 2021
1.0 at Tennessee Titans, Sep 20, 2020

Passes Defensed 1 at Houston Texans, Oct 11, 2020
Tackles For Loss 2 vs. Tennessee Titans, Oct 10, 2021
1 at Tennessee Titans, Dec 12, 2021
...3 more at 1.



2021 GAME-BY-GAME REGULAR-SEASON STATISTICS (JAGUARS)

| DATE | OPPONENT | P/S | TACKLES | | | | | | | INTERCEPTIONS | | | | | O. FUMB | | | | ST | | | | MISC | | SCORE | | |
|--------------------|-------------|-----|-------------|-----------|-----------|-----------|------------|------------|----------|---------------|----------|----------|----------|----------|----------|----------|----------|----------|----------|----------|----------|----------|----------|----------|----------|-------------|-------|
| | | | TK | S | A | SK | YDS | TFL | YDS | QBH | NO | YDS | LG | TD | PD | FF | FR | TD | YDS | TK | S | A | FF | FR | | S | A |
| 09/12 | at Texans | S | 2 | 1 | 1 | 0.0 | 0.0 | 0 | 0 | 0 | 0 | 0 | 0 | 0 | 0 | 0 | 0 | 0 | 0 | 0 | 0 | 0 | 0 | 0 | 0 | L | 21-37 |
| 09/19 | Broncos | P | 3 | 1 | 2 | 0.0 | 0.0 | 0 | 0 | 0 | 0 | 0 | 0 | 0 | 0 | 0 | 0 | 0 | 0 | 0 | 0 | 0 | 0 | 0 | 0 | L | 13-23 |
| 09/26 | Cardinals | S | 3 | 2 | 1 | 0.0 | 0.0 | 0 | 0 | 0 | 0 | 0 | 0 | 0 | 0 | 0 | 0 | 0 | 0 | 0 | 0 | 0 | 0 | 0 | 0 | L | 19-31 |
| 09/30 | at Bengals | P | 1 | 1 | 0 | 0.0 | 0.0 | 0 | 0 | 1 | 0 | 0 | 0 | 0 | 0 | 0 | 0 | 0 | 0 | 0 | 0 | 0 | 0 | 0 | 0 | L | 21-24 |
| 10/10 | Titans | S | 6 | 3 | 3 | 1.0 | 2.0 | 2 | 4 | 3 | 0 | 0 | 0 | 0 | 0 | 0 | 0 | 0 | 0 | 0 | 0 | 0 | 0 | 0 | 0 | L | 19-37 |
| 10/17 | Dolphins | P | 0 | 0 | 0 | 0.0 | 0.0 | 0 | 0 | 0 | 0 | 0 | 0 | 0 | 0 | 0 | 0 | 0 | 0 | 0 | 0 | 0 | 0 | 0 | 0 | W | 23-20 |
| 10/31 | at Seahawks | S | 2 | 0 | 2 | 0.0 | 0.0 | 0 | 0 | 0 | 0 | 0 | 0 | 0 | 0 | 0 | 0 | 0 | 0 | 0 | 0 | 0 | 0 | 0 | 0 | L | 7-31 |
| 11/07 | Bills | P | 1 | 0 | 1 | 0.0 | 0.0 | 0 | 0 | 0 | 0 | 0 | 0 | 0 | 0 | 0 | 0 | 0 | 0 | 0 | 0 | 0 | 0 | 0 | 0 | W | 9-6 |
| 11/14 | at Colts | P | 2 | 2 | 0 | 0.0 | 0.0 | 0 | 0 | 0 | 0 | 0 | 0 | 0 | 0 | 0 | 0 | 0 | 0 | 0 | 0 | 0 | 0 | 0 | 0 | L | 17-23 |
| 11/21 | 49ers | S | 4 | 3 | 1 | 0.0 | 0.0 | 0 | 0 | 0 | 0 | 0 | 0 | 0 | 0 | 0 | 0 | 0 | 0 | 0 | 0 | 0 | 0 | 0 | 0 | L | 10-30 |
| 11/28 | Falcons | S | 0 | 0 | 0 | 0.0 | 0.0 | 0 | 0 | 0 | 0 | 0 | 0 | 0 | 0 | 0 | 0 | 0 | 0 | 0 | 0 | 0 | 0 | 0 | 0 | L | 14-21 |
| 12/05 | at Rams | P | 1 | 1 | 0 | 0.0 | 0.0 | 0 | 0 | 0 | 0 | 0 | 0 | 0 | 0 | 0 | 0 | 0 | 0 | 0 | 0 | 0 | 0 | 0 | 0 | L | 7-37 |
| 12/12 | at Titans | P | 2 | 2 | 0 | 0.0 | 0.0 | 1 | 1 | 0 | 0 | 0 | 0 | 0 | 0 | 0 | 0 | 0 | 0 | 0 | 0 | 0 | 0 | 0 | 0 | L | 0-20 |
| 2021 TOTALS | | | 13-6 | 27 | 16 | 11 | 1.0 | 2.0 | 3 | 5 | 4 | 0 | 0 | 0 | 0 | 0 | 0 | 0 | 0 | 0 | 0 | 0 | 0 | 0 | 0 | 2-11 | |

2020 GAME-BY-GAME REGULAR-SEASON STATISTICS (JAGUARS)

| DATE | OPPONENT | P/S | TACKLES | | | | | | | INTERCEPTIONS | | | | | O. FUMB | | | | ST | | | | MISC | | SCORE | | |
|--------------------|-------------|-----|-------------|-----------|-----------|----------|------------|------------|----------|---------------|----------|----------|----------|----------|----------|----------|----------|----------|----------|----------|----------|----------|----------|----------|----------|-------------|--------|
| | | | TK | S | A | SK | YDS | TFL | YDS | QBH | NO | YDS | LG | TD | PD | FF | FR | TD | YDS | TK | S | A | FF | FR | | S | A |
| 09/13 | Colts | P | 2 | 1 | 1 | 0.0 | 0.0 | 0 | 0 | 0 | 0 | 0 | 0 | 0 | 0 | 0 | 0 | 0 | 0 | 0 | 0 | 0 | 0 | 0 | 0 | W | 27-20 |
| 09/20 | at Titans | P | 2 | 1 | 1 | 1.0 | 8.0 | 1 | 8 | 1 | 0 | 0 | 0 | 0 | 0 | 0 | 0 | 0 | 0 | 0 | 0 | 0 | 0 | 0 | 0 | L | 30-33 |
| 09/24 | Dolphins | P | 2 | 2 | 0 | 0.0 | 0.0 | 0 | 0 | 1 | 0 | 0 | 0 | 0 | 0 | 0 | 0 | 0 | 0 | 0 | 0 | 0 | 0 | 0 | 0 | L | 13-31 |
| 10/04 | at Bengals | P | 1 | 0 | 1 | 0.0 | 0.0 | 0 | 0 | 0 | 0 | 0 | 0 | 0 | 0 | 0 | 0 | 0 | 0 | 0 | 0 | 0 | 0 | 0 | 0 | L | 25-33 |
| 10/11 | at Texans | S | 1 | 0 | 1 | 0.0 | 0.0 | 0 | 0 | 0 | 0 | 0 | 0 | 0 | 1 | 0 | 0 | 0 | 0 | 0 | 0 | 0 | 0 | 0 | 0 | L | 14-30 |
| 10/18 | Lions | S | 0 | 0 | 0 | 0.0 | 0.0 | 0 | 0 | 0 | 0 | 0 | 0 | 0 | 0 | 0 | 0 | 0 | 0 | 0 | 0 | 0 | 0 | 0 | 0 | L | 16-34 |
| 10/25 | at Chargers | P | 1 | 1 | 0 | 0.0 | 0.0 | 0 | 0 | 0 | 0 | 0 | 0 | 0 | 0 | 0 | 0 | 0 | 0 | 0 | 0 | 0 | 0 | 0 | 0 | L | 29-39 |
| 11/08 | Texans | P | 0 | 0 | 0 | 0.0 | 0.0 | 0 | 0 | 0 | 0 | 0 | 0 | 0 | 0 | 0 | 0 | 0 | 0 | 0 | 0 | 0 | 0 | 0 | 0 | L | 25-27 |
| 11/15 | at Packers | P | 0 | 0 | 0 | 0.0 | 0.0 | 0 | 0 | 0 | 0 | 0 | 0 | 0 | 0 | 0 | 0 | 0 | 0 | 0 | 0 | 0 | 0 | 0 | 0 | L | 20-24 |
| 11/22 | Steelers | P | 2 | 2 | 0 | 0.0 | 0.0 | 1 | 2 | 0 | 0 | 0 | 0 | 0 | 0 | 0 | 0 | 0 | 0 | 0 | 0 | 0 | 0 | 0 | 0 | L | 3-27 |
| 11/29 | Browns | P | 0 | 0 | 0 | 0.0 | 0.0 | 0 | 0 | 0 | 0 | 0 | 0 | 0 | 0 | 0 | 0 | 0 | 0 | 0 | 0 | 0 | 0 | 0 | 0 | L | 25-27 |
| 12/06 | at Vikings | P | 2 | 1 | 1 | 0.0 | 0.0 | 0 | 0 | 2 | 0 | 0 | 0 | 0 | 0 | 0 | 0 | 0 | 0 | 0 | 0 | 0 | 0 | 0 | 0 | L | 24-27+ |
| 12/13 | Titans | P | 0 | 0 | 0 | 0.0 | 0.0 | 0 | 0 | 3 | 0 | 0 | 0 | 0 | 0 | 0 | 0 | 0 | 0 | 0 | 0 | 0 | 0 | 0 | 0 | L | 10-31 |
| 12/20 | at Ravens | P | 1 | 1 | 0 | 0.0 | 0.0 | 1 | 3 | 0 | 0 | 0 | 0 | 0 | 0 | 0 | 0 | 0 | 0 | 0 | 0 | 0 | 0 | 0 | 0 | L | 14-40 |
| 12/27 | Bears | P | 2 | 1 | 1 | 0.0 | 0.0 | 0 | 0 | 1 | 0 | 0 | 0 | 0 | 0 | 0 | 0 | 0 | 0 | 0 | 0 | 0 | 0 | 0 | 0 | L | 17-41 |
| 01/03 | at Colts | S | 3 | 2 | 1 | 0.0 | 0.0 | 0 | 0 | 1 | 0 | 0 | 0 | 0 | 0 | 0 | 0 | 0 | 0 | 0 | 0 | 0 | 0 | 0 | 0 | L | 14-28 |
| 2020 TOTALS | | | 16-3 | 19 | 12 | 7 | 1.0 | 8.0 | 3 | 13 | 9 | 0 | 0 | 0 | 0 | 1 | 0 | 0 | 0 | 0 | 0 | 0 | 0 | 0 | 0 | 1-15 | |

+ - Overtime





ANDRE CISCO | 38



POSITION: SAFETY
HT: 6-0 | **WT:** 210 | **DOB:** 3-23-2000
COLLEGE: SYRACUSE
HOMETOWN: QUEENS, N.Y.
ACQ: D3-'21
EXP: R

andrecisco7
 @ochocisco

KEY TRANSACTIONS:

- Originally drafted by Jacksonville in the third round (65th overall) in the 2021 draft

PRO

2021 (Jaguars)

- 12/12 at TEN:** Saw action on special teams and posted one special teams tackle and a forced fumble
- 12/5 at LAR:** Saw action on defense and special teams... Recorded one total tackle
- 11/28 vs. ATL:** Saw action on special teams and defense
- 11/21 vs. S.F.:** Saw action on defense and special teams... Recorded three solo tackles and one special teams tackle... Left the game in the fourth quarter due to a groin injury
- 11/14 at IND:** Saw action on special teams and recorded one special teams tackle
- 11/7 vs. BUF:** Saw action on special teams and had one special teams tackle
- 10/31 at SEA:** Saw action on defense and tied for a team-high with 22 special teams snaps
- 10/17 vs. MIA:** Saw action on defense and special teams (18 snaps)
- 10/10 vs. TEN:** Saw action on 17 special teams snaps
- 9/30 at CIN:** Played in 15 special teams snaps
- 9/26 vs. ARI:** Saw action on special teams
- 9/19 vs. DEN:** Saw action on defense and special teams in home debut... Recorded one solo tackle
- 9/12 at HOU:** Saw action on defense and special teams in his NFL debut... Recorded one solo tackle

COLLEGE

- Played in 24 games at Syracuse
- Finished his career with 136 total tackles (94 solo), 13 interceptions and 29 passes defended
- Three-year starter for the Orange and two-time All-ACC selection
- His 12 INTs from 2018-19 were the most by any player in college football during that span

2020

- Named to the Jim Thorpe Award, Bronco Nagurski Trophy, Bednarik Award and Lott IMPACT Trophy Watch Lists prior to the season
- Played in two games before suffering a season-ending injury

2019

- Voted All-ACC Second Team and ACC Honor Roll selection
- Led the ACC and tied for seventh nationally with five interceptions
- 9/7 at Maryland:** Recorded nine tackles (tied career-high) and one interception

2018

- Only true freshman to be voted a Walter Camp All-American out of the 50 players selected for the two teams
- Finished the year with 60 total tackles (46 solo), one tackle for loss, seven interceptions, 18 passes defended and one forced fumble in 13 games played
- 11/24 at Boston College:** Intercepted a pass for the third consecutive game, tallied three pass-breakups and added six tackles to earn ACC Defensive Back of the Week honors

PERSONAL

- Economics major
- Has two sisters
- As a senior at IMG Academy, had 15 tackles, one interception, four passes defended and recovered three fumbles as IMG finished ranked No. 2 in the *USA Today* Super 25 poll

ANDRE CISCO'S NFL REGULAR SEASON DEFENSIVE STATISTICS

| DATE | TEAM | GP | TACKLES | | | | | | | INTERCEPTIONS | | | | | | | O. FUMB | | | | | ST | | | | | MISC | |
|-------------------|---------|-----------|----------|----------|----------|----------|----------|----------|------------|---------------|----------|----------|----------|----------|----------|----------|----------|----------|----------|----------|----------|----------|----------|----------|----------|----------|----------|--|
| | | | GS | TK | S | A | TFL | YDS | SK | YDS | QBH | NO | YDS | LG | TD | PD | FF | FR | TD | YDS | TK | S | A | FF | FR | S | A | |
| 2021 | Jaguars | 13 | 0 | 6 | 6 | 0 | 0 | 0 | 0.0 | 0.0 | 0 | 0 | 0 | 0 | 0 | 0 | 0 | 0 | 0 | 0 | 4 | 3 | 1 | 1 | 0 | 0 | 0 | |
| NFL TOTALS | | 13 | 0 | 6 | 6 | 0 | 0 | 0 | 0.0 | 0.0 | 0 | 0 | 0 | 0 | 0 | 0 | 0 | 0 | 0 | 0 | 4 | 3 | 1 | 1 | 0 | 0 | 0 | |

SINGLE-GAME HIGHS: DEFENSIVE


Total Tackles 3 vs. San Francisco 49ers, Nov 21, 2021
 1 vs. Denver Broncos, Sep 19, 2021
 ...1 more at 1.



2021 GAME-BY-GAME REGULAR-SEASON STATISTICS (JAGUARS)

| DATE | OPPONENT | P/S | TACKLES | | | | | | | INTERCEPTIONS | | | | | O. FUMB | | | | ST | | | | MISC | | | SCORE | | |
|--------------------|-------------|-----|-------------|----------|----------|----------|------------|------------|----------|---------------|----------|----------|----------|----------|----------|----------|----------|----------|----------|----------|----------|----------|----------|----------|----------|-------------|-------|-------|
| | | | TK | S | A | SK | YDS | TFL | YDS | QBH | NO | YDS | LG | TD | PD | FF | FR | TD | YDS | TK | S | A | FF | FR | S | | A | W/L |
| 09/12 | at Texans | P | 1 | 1 | 0 | 0.0 | 0.0 | 0 | 0 | 0 | 0 | 0 | 0 | 0 | 0 | 0 | 0 | 0 | 0 | 0 | 0 | 0 | 0 | 0 | 0 | 0 | L | 21-37 |
| 09/19 | Broncos | P | 1 | 1 | 0 | 0.0 | 0.0 | 0 | 0 | 0 | 0 | 0 | 0 | 0 | 0 | 0 | 0 | 0 | 0 | 0 | 0 | 0 | 0 | 0 | 0 | L | 13-23 | |
| 09/26 | Cardinals | P | 0 | 0 | 0 | 0.0 | 0.0 | 0 | 0 | 0 | 0 | 0 | 0 | 0 | 0 | 0 | 0 | 0 | 0 | 0 | 0 | 0 | 0 | 0 | 0 | L | 19-31 | |
| 09/30 | at Bengals | P | 0 | 0 | 0 | 0.0 | 0.0 | 0 | 0 | 0 | 0 | 0 | 0 | 0 | 0 | 0 | 0 | 0 | 0 | 0 | 0 | 0 | 0 | 0 | 0 | L | 21-24 | |
| 10/10 | Titans | P | 0 | 0 | 0 | 0.0 | 0.0 | 0 | 0 | 0 | 0 | 0 | 0 | 0 | 0 | 0 | 0 | 0 | 0 | 0 | 0 | 0 | 0 | 0 | 0 | L | 19-37 | |
| 10/17 | Dolphins | P | 0 | 0 | 0 | 0.0 | 0.0 | 0 | 0 | 0 | 0 | 0 | 0 | 0 | 0 | 0 | 0 | 0 | 0 | 0 | 0 | 0 | 0 | 0 | 0 | W | 23-20 | |
| 10/31 | at Seahawks | P | 0 | 0 | 0 | 0.0 | 0.0 | 0 | 0 | 0 | 0 | 0 | 0 | 0 | 0 | 0 | 0 | 0 | 0 | 0 | 0 | 0 | 0 | 0 | 0 | L | 7-31 | |
| 11/07 | Bills | P | 0 | 0 | 0 | 0.0 | 0.0 | 0 | 0 | 0 | 0 | 0 | 0 | 0 | 0 | 0 | 0 | 0 | 0 | 0 | 0 | 0 | 0 | 0 | 0 | W | 9-6 | |
| 11/14 | at Colts | P | 0 | 0 | 0 | 0.0 | 0.0 | 0 | 0 | 0 | 0 | 0 | 0 | 0 | 0 | 0 | 0 | 0 | 0 | 0 | 0 | 0 | 0 | 0 | 0 | L | 17-23 | |
| 11/21 | 49ers | P | 3 | 3 | 0 | 0.0 | 0.0 | 0 | 0 | 0 | 0 | 0 | 0 | 0 | 0 | 0 | 0 | 0 | 0 | 0 | 0 | 0 | 0 | 0 | 0 | L | 10-30 | |
| 11/28 | Falcons | P | 0 | 0 | 0 | 0.0 | 0.0 | 0 | 0 | 0 | 0 | 0 | 0 | 0 | 0 | 0 | 0 | 0 | 0 | 0 | 0 | 0 | 0 | 0 | 0 | L | 14-21 | |
| 12/05 | at Rams | P | 1 | 1 | 0 | 0.0 | 0.0 | 0 | 0 | 0 | 0 | 0 | 0 | 0 | 0 | 0 | 0 | 0 | 0 | 0 | 0 | 0 | 0 | 0 | 0 | L | 7-37 | |
| 12/12 | at Titans | P | 0 | 0 | 0 | 0.0 | 0.0 | 0 | 0 | 0 | 0 | 0 | 0 | 0 | 0 | 0 | 0 | 0 | 0 | 0 | 0 | 0 | 0 | 0 | 0 | L | 0-20 | |
| 2021 TOTALS | | | 13-0 | 6 | 6 | 0 | 0.0 | 0.0 | 0 | 0 | 0 | 0 | 0 | 0 | 0 | 0 | 0 | 0 | 0 | 0 | 0 | 0 | 0 | 0 | 0 | 2-11 | | |





CHRIS CLAYBROOKS | 27



POSITION: CORNERBACK
HT: 5-9 | **WT:** 180 | **DOB:** 7-17-1997
COLLEGE: MEMPHIS
HOMETOWN: NASHVILLE, TENN.
ACQ: D7-'20
EXP: 2nd YEAR

@ChrisClaybrooks
 @huncho_clay7

KEY TRANSACTIONS

- Originally drafted by Jacksonville in the seventh round (223rd overall) in the 2020 draft

PRO

2021 (Jaguars)

- 12/12 at TEN:** Saw action on special teams and recorded one special teams tackle
- 12/5 at LAR:** Saw action on special teams and defense and posted two total tackles and one special teams tackle... Replaced Tyson Campbell at cornerback after Campbell left the game with an abdominal injury
- 11/28 vs. ATL:** Saw action on special teams
- 11/21 vs. S.F.:** Saw action on special teams and defense... Replaced Tyson Campbell at cornerback after Campbell left the game with a shoulder injury
- 11/14 at IND:** Saw action on special teams
- 11/7 vs. BUF:** Saw action on special teams... Left the game in the third quarter with a concussion
- 10/31 at SEA:** Inactive
- 10/17 vs. MIA:** Saw action on special teams and recorded one special teams tackle
- 10/10 vs. TEN:** Started at cornerback and recorded two solo tackles
- 9/30 at CIN:** Saw action on 16 special teams snaps
- 9/26 vs. ARI:** Saw action on defense and special teams... Recorded four total tackles (one solo)
- 9/19 vs. DEN:** Saw action on defense and special teams... Recorded four total tackles (two solo)
- 9/12 at HOU:** Recorded one assisted stop on defense and one assisted tackle on special teams

2020 (Jaguars)

- Saw action in 13 games as a rookie, starting in four... Tallied 38 tackles (32 solo), and three passes defended... Also handled kickoff return duties, bringing back 12 returns for 289 yards (24.1 avg.)... Placed on injured reserve with a core muscle injury on Nov. 26... Activated from injured reserve on Dec. 19
- 10/11 at HOU:** Earned his first career start at cornerback and totaled five tackles and two passes defended
- 11/15 at G.B.:** Saw action at cornerback, making one tackle for loss, and on special teams, where he downed two punts inside the Packers' 5-yard line
- 11/22 vs. PIT:** Started at cornerback and posted a career-high nine tackles

COLLEGE

- Transferred to Memphis after two seasons of junior college at Fort Scott Community College (2016) and Coahoma Community College (2017)
- Moved to defensive back after playing high school and junior college careers on offense
- With the Tigers, played in 21 games and posted 54 tackles and had nine multi-tackle games... Added five passes defended, two INTs, one forced fumble and 1.0 sack
- Also contributed on special teams, recording 11 kick returns for 338 yards and one TD
- Member of the Tiger 3.0 Club in the fall of 2018

PERSONAL

- Member of the varsity squad all four years at McGavock (Nashville, Tenn.) High School
- Started career as a wide receiver and moved to running back
- Named to the 2014 All-City Team as selected by the Metro Nashville Football Coaches Association
- Also played basketball
- Son of Christena and Barry Claybrooks
- Has one son, Chris Claybrooks Jr.

CHRIS CLAYBROOKS' NFL REGULAR SEASON DEFENSIVE STATISTICS

| DATE | TEAM | GP | GS | TACKLES | | | | | | | INTERCEPTIONS | | | | | O. FUMB | | | | ST | | | MISC | | | | | |
|-------------------|---------|-----------|----------|-----------|-----------|-----------|----------|----------|------------|------------|---------------|----------|----------|----------|----------|----------|----------|----------|----------|----------|----------|----------|----------|----------|----------|----------|----------|----------|
| | | | | TK | S | A | TFL | YDS | SK | YDS | QBH | NO | YDS | LG | TD | PD | FF | FR | TD | YDS | TK | S | A | FF | FR | S | A | |
| 2020 | Jaguars | 13 | 4 | 38 | 32 | 6 | 1 | 3 | 0.0 | 0.0 | 0 | 0 | 0 | 0 | 0 | 0 | 3 | 0 | 0 | 0 | 0 | 0 | 1 | 1 | 0 | 0 | 0 | 0 |
| 2021 | Jaguars | 12 | 1 | 13 | 7 | 6 | 0 | 0 | 0.0 | 0.0 | 0 | 0 | 0 | 0 | 0 | 0 | 0 | 0 | 0 | 0 | 0 | 0 | 4 | 2 | 2 | 0 | 1 | 0 |
| NFL TOTALS | | 25 | 5 | 51 | 39 | 12 | 1 | 3 | 0.0 | 0.0 | 0 | 0 | 0 | 0 | 0 | 3 | 0 | 0 | 0 | 0 | 0 | 5 | 3 | 2 | 0 | 1 | 0 | 0 |

SINGLE-GAME HIGHS: DEFENSIVE

Total Tackles 9 vs. Pittsburgh Steelers, Nov 22, 2020
 8 at Cincinnati Bengals, Oct 04, 2020
Passes Defensed 2 at Houston Texans, Oct 11, 2020
 1 at Cincinnati Bengals, Oct 04, 2020

Tackles For Loss 1 at Green Bay Packers, Nov 15, 2020
Special Teams Tackles 1 at Houston Texans, Sep 12, 2021
 1 vs. Pittsburgh Steelers, Nov 22, 2020



2021 GAME-BY-GAME REGULAR-SEASON STATISTICS (JAGUARS)

| DATE | OPPONENT | P/S | TACKLES | | | | | | | INTERCEPTIONS | | | | | O. FUMB | | | | ST | | | | MISC | | SCORE | | | | | | | | | | | | |
|--------------------|-------------|-----|-------------|-----------|----------|----------|------------|------------|----------|---------------|----------|----------|----------|----------|----------|----------|----------|----------|----------|----------|----------|----------|----------|----------|----------|-------------|-------|-------|--|--|--|--|--|--|--|---|------|
| | | | TK | S | A | SK | YDS | TFL | YDS | QBH | NO | YDS | LG | TD | PD | FF | FR | TD | YDS | TK | S | A | FF | FR | | S | A | W/L/T | | | | | | | | | |
| 09/12 | at Texans | P | 1 | 0 | 1 | 0.0 | 0.0 | 0 | 0 | 0 | 0 | 0 | 0 | 0 | 0 | 0 | 0 | 0 | 1 | 0 | 1 | 0 | 0 | 0 | 0 | L | 21-37 | | | | | | | | | | |
| 09/19 | Broncos | P | 4 | 2 | 2 | 0.0 | 0.0 | 0 | 0 | 0 | 0 | 0 | 0 | 0 | 0 | 0 | 0 | 0 | 0 | 0 | 0 | 0 | 0 | 0 | 0 | L | 13-23 | | | | | | | | | | |
| 09/26 | Cardinals | P | 4 | 1 | 3 | 0.0 | 0.0 | 0 | 0 | 0 | 0 | 0 | 0 | 0 | 0 | 0 | 0 | 0 | 0 | 0 | 0 | 0 | 0 | 0 | 0 | L | 19-31 | | | | | | | | | | |
| 09/30 | at Bengals | P | 0 | 0 | 0 | 0.0 | 0.0 | 0 | 0 | 0 | 0 | 0 | 0 | 0 | 0 | 0 | 0 | 0 | 0 | 0 | 0 | 0 | 0 | 0 | L | 21-24 | | | | | | | | | | | |
| 10/10 | Titans | S | 2 | 2 | 0 | 0.0 | 0.0 | 0 | 0 | 0 | 0 | 0 | 0 | 0 | 0 | 0 | 0 | 0 | 0 | 0 | 0 | 0 | 0 | 0 | L | 19-37 | | | | | | | | | | | |
| 10/17 | Dolphins | P | 0 | 0 | 0 | 0.0 | 0.0 | 0 | 0 | 0 | 0 | 0 | 0 | 0 | 0 | 0 | 0 | 0 | 0 | 0 | 0 | 0 | 0 | 0 | W | 23-20 | | | | | | | | | | | |
| 10/31 | at Seahawks | | INACTIVE | | | | | | | | | | | | | | | | | | | | | | | | | | | | | | | | | L | 7-31 |
| 11/07 | Bills | P | 0 | 0 | 0 | 0.0 | 0.0 | 0 | 0 | 0 | 0 | 0 | 0 | 0 | 0 | 0 | 0 | 0 | 0 | 0 | 0 | 0 | 0 | 0 | 0 | W | 9-6 | | | | | | | | | | |
| 11/14 | at Colts | P | 0 | 0 | 0 | 0.0 | 0.0 | 0 | 0 | 0 | 0 | 0 | 0 | 0 | 0 | 0 | 0 | 0 | 0 | 0 | 0 | 0 | 0 | 0 | 0 | L | 17-23 | | | | | | | | | | |
| 11/21 | 49ers | P | 0 | 0 | 0 | 0.0 | 0.0 | 0 | 0 | 0 | 0 | 0 | 0 | 0 | 0 | 0 | 0 | 0 | 0 | 0 | 0 | 0 | 0 | 0 | L | 10-30 | | | | | | | | | | | |
| 11/28 | Falcons | P | 0 | 0 | 0 | 0.0 | 0.0 | 0 | 0 | 0 | 0 | 0 | 0 | 0 | 0 | 0 | 0 | 0 | 0 | 0 | 0 | 0 | 1 | 0 | L | 14-21 | | | | | | | | | | | |
| 12/05 | at Rams | P | 2 | 2 | 0 | 0.0 | 0.0 | 0 | 0 | 0 | 0 | 0 | 0 | 0 | 0 | 0 | 0 | 0 | 1 | 1 | 0 | 0 | 0 | 0 | L | 7-37 | | | | | | | | | | | |
| 12/12 | at Titans | P | 0 | 0 | 0 | 0.0 | 0.0 | 0 | 0 | 0 | 0 | 0 | 0 | 0 | 0 | 0 | 0 | 0 | 1 | 1 | 0 | 0 | 0 | 0 | 0 | L | 0-20 | | | | | | | | | | |
| 2021 TOTALS | | | 12-1 | 13 | 7 | 6 | 0.0 | 0.0 | 0 | 0 | 0 | 0 | 0 | 0 | 0 | 0 | 0 | 0 | 4 | 2 | 2 | 0 | 1 | 0 | 0 | 2-11 | | | | | | | | | | | |

2020 GAME-BY-GAME REGULAR-SEASON STATISTICS (JAGUARS)

| DATE | OPPONENT | P/S | TACKLES | | | | | | | INTERCEPTIONS | | | | | O. FUMB | | | | ST | | | | MISC | | SCORE | | | | | | | | | | | | | | |
|--------------------|-------------|-----|-----------------|-----------|-----------|----------|------------|------------|----------|---------------|----------|----------|----------|----------|----------|----------|----------|----------|----------|----------|----------|----------|----------|----------|----------|-------------|-------|-----|--|--|--|--|--|--|--|--|---|-------|--------|
| | | | TK | S | A | SK | YDS | TFL | YDS | QBH | NO | YDS | LG | TD | PD | FF | FR | TD | YDS | TK | S | A | FF | FR | | S | A | W/L | | | | | | | | | | | |
| 09/13 | Colts | P | 3 | 3 | 0 | 0.0 | 0.0 | 0 | 0 | 0 | 0 | 0 | 0 | 0 | 0 | 0 | 0 | 0 | 0 | 0 | 0 | 0 | 0 | 0 | 0 | W | 27-20 | | | | | | | | | | | | |
| 09/20 | at Titans | P | 0 | 0 | 0 | 0.0 | 0.0 | 0 | 0 | 0 | 0 | 0 | 0 | 0 | 0 | 0 | 0 | 0 | 0 | 0 | 0 | 0 | 0 | 0 | 0 | L | 30-33 | | | | | | | | | | | | |
| 09/24 | Dolphins | P | 0 | 0 | 0 | 0.0 | 0.0 | 0 | 0 | 0 | 0 | 0 | 0 | 0 | 0 | 0 | 0 | 0 | 0 | 0 | 0 | 0 | 0 | 0 | 0 | L | 13-31 | | | | | | | | | | | | |
| 10/04 | at Bengals | P | 8 | 6 | 2 | 0.0 | 0.0 | 0 | 0 | 0 | 0 | 0 | 0 | 1 | 0 | 0 | 0 | 0 | 0 | 0 | 0 | 0 | 0 | 0 | 0 | L | 25-33 | | | | | | | | | | | | |
| 10/11 | at Texans | S | 5 | 5 | 0 | 0.0 | 0.0 | 0 | 0 | 0 | 0 | 0 | 0 | 2 | 0 | 0 | 0 | 0 | 0 | 0 | 0 | 0 | 0 | 0 | 0 | L | 14-30 | | | | | | | | | | | | |
| 10/18 | Lions | P | 0 | 0 | 0 | 0.0 | 0.0 | 0 | 0 | 0 | 0 | 0 | 0 | 0 | 0 | 0 | 0 | 0 | 0 | 0 | 0 | 0 | 0 | 0 | 0 | L | 16-34 | | | | | | | | | | | | |
| 10/25 | at Chargers | P | 0 | 0 | 0 | 0.0 | 0.0 | 0 | 0 | 0 | 0 | 0 | 0 | 0 | 0 | 0 | 0 | 0 | 0 | 0 | 0 | 0 | 0 | 0 | 0 | L | 29-39 | | | | | | | | | | | | |
| 11/08 | Texans | P | 1 | 1 | 0 | 0.0 | 0.0 | 0 | 0 | 0 | 0 | 0 | 0 | 0 | 0 | 0 | 0 | 0 | 0 | 0 | 0 | 0 | 0 | 0 | 0 | L | 25-27 | | | | | | | | | | | | |
| 11/15 | at Packers | P | 1 | 1 | 0 | 0.0 | 0.0 | 1 | 3 | 0 | 0 | 0 | 0 | 0 | 0 | 0 | 0 | 0 | 0 | 0 | 0 | 0 | 0 | 0 | 0 | L | 20-24 | | | | | | | | | | | | |
| 11/22 | Steelers | S | 9 | 7 | 2 | 0.0 | 0.0 | 0 | 0 | 0 | 0 | 0 | 0 | 0 | 0 | 0 | 0 | 0 | 1 | 1 | 0 | 0 | 0 | 0 | 0 | L | 3-27 | | | | | | | | | | | | |
| 11/29 | Browns | | INJURED RESERVE | | | | | | | | | | | | | | | | | | | | | | | | | | | | | | | | | | | L | 25-27 |
| 12/06 | at Vikings | | INJURED RESERVE | | | | | | | | | | | | | | | | | | | | | | | | | | | | | | | | | | | L | 24-27+ |
| 12/13 | Titans | | INJURED RESERVE | | | | | | | | | | | | | | | | | | | | | | | | | | | | | | | | | | L | 10-31 | |
| 12/20 | at Ravens | S | 2 | 1 | 1 | 0.0 | 0.0 | 0 | 0 | 0 | 0 | 0 | 0 | 0 | 0 | 0 | 0 | 0 | 0 | 0 | 0 | 0 | 0 | 0 | 0 | L | 14-40 | | | | | | | | | | | | |
| 12/27 | Bears | | NOT ON ROSTER | | | | | | | | | | | | | | | | | | | | | | | | | | | | | | | | | | | L | 17-41 |
| 01/03 | at Colts | S | 7 | 6 | 1 | 0.0 | 0.0 | 0 | 0 | 0 | 0 | 0 | 0 | 0 | 0 | 0 | 0 | 0 | 0 | 0 | 0 | 0 | 0 | 0 | 0 | L | 14-28 | | | | | | | | | | | | |
| 2020 TOTALS | | | 12-4 | 36 | 30 | 6 | 0.0 | 0.0 | 1 | 3 | 0 | 0 | 0 | 0 | 3 | 0 | 0 | 0 | 1 | 1 | 0 | 0 | 0 | 0 | 0 | 1-15 | | | | | | | | | | | | | |

+ - Overtime







LOGAN COOKE | 9



POSITION: PUNTER
HT: 6-5 | **WT:** 230 | **DOB:** 7-28-1995
COLLEGE: MISSISSIPPI STATE
HOMETOWN: DARBUN, MISS.
ACQ: D7B-'18
EXP: 4th YEAR

 @LoganCooke2
 @logancooke9

KEY TRANSACTIONS

- Originally drafted by Jacksonville in the seventh round (147th overall) of the 2018 draft

PRO

2021 (Jaguars)

- The only punter in the NFL with multiple games with at least five punts downed inside the 20 this season
- Since net punting average began being tracked in 1976, Cooke's 43.1 career net punting average is the highest in NFL history (min. 250 punts).
- 12/12 at TEN:** Punted five times for 225 yards (42.4 net avg.) and placed three punts inside the 20
- 12/5 at LAR:** Punted five times for 247 yards placing all five of his punts inside the 20... Cooke's net average of 49.4 was the third-highest in a single game in his career... Had a 68-yard punt downed on the 1-yard line
- 11/28 vs. ATL:** Punted three times for 130 yards, placing two of his three punts inside the 20... Cooke has now placed 100 punts inside the 20 during his four-year career, becoming the fourth punter in franchise history to down at least 100 punts inside the 20
- 11/21 vs. S.F.:** Punted four times for 193 yards (48.3 avg) and downed two punts inside the 20
- 11/14 at IND:** Punted seven times for 332 yards (47.4 avg) and downed five punts inside the 20
- 11/7 vs. BUF:** Punted four times for 180 yards (45.0 avg) and downed one punt inside the 20
- 10/31 at SEA:** Punted four times for 195 yards (48.8 avg) and had a long punt of 54 yards
- 10/17 vs. MIA:** Handled kickoff and punting duties... Punted four times for 152 yards (38.0 avg) and downed one punt at the Miami 3-yard line
- 10/10 vs. TEN:** Handled kickoff and punting duties... Punted two times for 80 yards
- 9/30 at CIN:** Handled kickoff and punting duties... Punted four times for 183 yards and had three punts downed inside the 20-yard line
- 9/26 vs. ARI:** Punted six times for 289 yards, three of which were downed inside the opponents' 20-yard line... As of Week 3, Cooke's 46.3 net average leads all punters in the NFL and his 50.8 average is third in the NFL
- 9/19 vs. DEN:** Punted four times for 227 yards... Cooke's 56.8 average led all punters in the NFL in Week 2
- 9/12 at HOU:** Punted six times for 297 yards... Cooke's net punting average of 46.7 was the best among all punters in the NFL in Week 1

2020 (Jaguars)

- Handled the team's punting duties in 14 games, punting 56 times for a gross punting average of 47.7, the second-highest season average in franchise history... His 43.4 net punting average was the third-highest in the AFC and is also the second-highest season average in franchise history
- 9/24 vs. MIA:** Punted three times for 157 yards, including a 63-yard punt
- 10/11 at HOU:** Punted three times for 143 yards (44.7 net avg.) which were all downed inside the 20
- 11/22 vs. PIT:** Punted six times for 324 yards (54.0 gross avg. and 47.5 net avg.) and placed one punt inside the 20... Had a season-long 67-yard punt

2019 (Jaguars)

- Finished the season with career-highs in gross punting average (46.8) and net punting average (44.5)... His 44.5 net punting average led all NFL punters (min. 10 punts) and set a new franchise record... Completed two passes for 16 yards
- 12/15 at OAK:** Punted five times for 248 yards (49.6 gross avg.), including two punts inside the 20 and a season-long punt of 66 yards
- 12/22 at ATL:** Punted five times for 254 yards (50.8 gross avg.), including one downed inside the 20... Completed one pass for 7 yards to S Cody Davis on a fake punt that resulted in a first down in the second quarter

2018 (Jaguars)

- Downed 37 punts inside the 20, a franchise record and the third-most in the NFL... Punted 86 times, placing 43.0 percent of his punts inside the 20, the highest mark by a rookie in franchise history

COLLEGE

- Appeared in 45 career games serving as the primary punter his last three years and the primary kickoff specialist as a senior and freshman
- Averaged 41.7 yards per punt during his career, which ranked seventh in school history
- Thirty five of his 150 punts traveled more than 50 yards, and 60 were pinned inside the 20

PERSONAL

- Married the former Mary Menger Jones in February 2020
- Attended Columbia (Miss.) Academy
- All-state punter tallied 24 punts for an average of 44.2 yards in his senior season, while also seeing action at wide receiver and defensive back
- Avid hunter and fisherman, who also owns an outdoorsman company that specializes in turkey calls
- Involved with the Catch-A-Dream Foundation, which takes children with life-threatening illnesses on hunting and fishing adventures of a lifetime



LOGAN COOKE'S NFL REGULAR SEASON PUNTING STATISTICS

| DATE | TEAM | GP | NO. | YDS. | AVG. | OPP. RET. | YDS. | NET YDS. | AVG. | TB | IN20 | LG | BK |
|-------------------|---------|-----------|------------|---------------|-------------|-----------|------------|---------------|-------------|-----------|------------|-----------|----------|
| 2018 | Jaguars | 16 | 86 | 3,872 | 45.0 | 36 | 184 | 3,548 | 41.3 | 7 | 37 | 72 | 0 |
| 2019 | Jaguars | 16 | 75 | 3,507 | 46.8 | 24 | 127 | 3,340 | 44.5 | 2 | 25 | 66 | 0 |
| 2020 | Jaguars | 14 | 56 | 2,669 | 47.7 | 21 | 148 | 2,421 | 43.2 | 5 | 19 | 67 | 0 |
| 2021 | Jaguars | 13 | 58 | 2,730 | 47.1 | 17 | 130 | 2,580 | 43.7 | 1 | 27 | 68 | 1 |
| NFL TOTALS | | 59 | 275 | 12,778 | 46.5 | 98 | 589 | 11,889 | 43.1 | 15 | 108 | 72 | 1 |

SINGLE-GAME HIGHS: PUNTER

| | | | |
|----------------------------|--|------------------------------|---|
| Punts | 9 at Houston Texans, Dec 30, 2018 9 vs. Pittsburgh Steelers, Nov 18, 2018 | Inside the 20 | 5 at Los Angeles Rams, Dec 05, 2021 5 at Indianapolis Colts, Nov 14, 2021 |
| Gross Punting Yards | 449 at Houston Texans, Dec 30, 2018 415 vs. Pittsburgh Steelers, Nov 18, 2018 | Pass Attempts | 1 at Atlanta Falcons, Dec 22, 2019 1 vs. Los Angeles Chargers, Dec 08, 2019 ...1 more at 1. |
| Gross Punting Avg | 59.0 vs. Indianapolis Colts, Dec 29, 2019 56.8 vs. Denver Broncos, Sep 19, 2021 | Pass Completions | 1 at Atlanta Falcons, Dec 22, 2019 1 vs. Los Angeles Chargers, Dec 08, 2019 ...1 more at 1. |
| Net Punting Yards | 393 at Houston Texans, Dec 30, 2018 342 vs. Pittsburgh Steelers, Nov 18, 2018 | Yards Passing | 9 vs. Los Angeles Chargers, Dec 08, 2019 7 at Atlanta Falcons, Dec 22, 2019 |
| Net Punting Avg | 50.2 vs. Washington Football Team, Dec 16, 2018 49.5 vs. Denver Broncos, Sep 19, 2021 | Special Teams Tackles | 1 at Tennessee Titans, Sep 20, 2020 |
| Longest Punts | 72 vs. Washington Football Team, Dec 16, 2018 68 at Los Angeles Rams, Dec 05, 2021 | | |

2021 GAME-BY-GAME REGULAR-SEASON STATISTICS (JAGUARS)

| DATE | OPPONENT | | NO. | YDS. | AVG. | OPP. RET. | YDS. | NET YDS. | AVG | TB | IN20 | LG | BK | W/L | SCORE |
|--------------------|-------------|---|-----------|-----------|--------------|-------------|-----------|------------|--------------|-------------|----------|-----------|-----------|----------|-------------|
| 09/12 | at Texans | P | 6 | 297 | 49.5 | 3 | 17 | 280 | 46.7 | 0 | 1 | 58 | 0 | L | 21-37 |
| 09/19 | Broncos | P | 4 | 227 | 56.8 | 2 | 29 | 198 | 49.5 | 0 | 1 | 64 | 0 | L | 13-23 |
| 09/26 | Cardinals | P | 6 | 289 | 48.2 | 2 | 27 | 262 | 43.7 | 0 | 3 | 56 | 0 | L | 19-31 |
| 09/30 | at Bengals | P | 4 | 183 | 45.8 | 2 | 9 | 174 | 43.5 | 0 | 3 | 57 | 0 | L | 21-24 |
| 10/10 | Titans | P | 2 | 80 | 40.0 | 0 | 0 | 80 | 40.0 | 0 | 0 | 42 | 0 | L | 19-37 |
| 10/17 | Dolphins | P | 4 | 152 | 38.0 | 0 | 0 | 152 | 38.0 | 0 | 1 | 45 | 0 | W | 23-20 |
| 10/31 | at Seahawks | P | 4 | 195 | 48.8 | 1 | 20 | 155 | 38.8 | 1 | 0 | 54 | 0 | L | 7-31 |
| 11/07 | Bills | P | 4 | 180 | 45.0 | 1 | 0 | 180 | 45.0 | 0 | 1 | 53 | 0 | W | 9-6 |
| 11/14 | at Colts | P | 7 | 332 | 47.4 | 1 | 11 | 321 | 40.1 | 0 | 5 | 59 | 1 | L | 17-23 |
| 11/21 | 49ers | P | 4 | 193 | 48.3 | 1 | 1 | 192 | 48.0 | 0 | 2 | 52 | 0 | L | 10-30 |
| 11/28 | Falcons | P | 3 | 130 | 43.3 | 1 | 3 | 127 | 42.3 | 0 | 2 | 44 | 0 | L | 14-21 |
| 12/05 | at Rams | P | 5 | 247 | 49.4 | 0 | 0 | 247 | 49.4 | 0 | 5 | 68 | 0 | L | 7-37 |
| 12/12 | at Titans | P | 5 | 225 | 45.0 | 3 | 13 | 212 | 42.4 | 0 | 3 | 54 | 0 | L | 0-20 |
| 2021 TOTALS | | | 13 | 58 | 2,730 | 47.1 | 17 | 130 | 2,580 | 43.7 | 1 | 27 | 68 | 1 | 2-11 |

2020 GAME-BY-GAME REGULAR-SEASON STATISTICS (JAGUARS)

| DATE | OPPONENT | | NO. | YDS. | AVG. | OPP. RET. | YDS. | NET YDS. | AVG | TB | IN20 | LG | BK | W/L | SCORE |
|--------------------|-------------|---|-----------|-----------|--------------|-------------|-----------|------------|--------------|-------------|----------|-----------|-----------|----------|-------------|
| 09/13 | Colts | P | 3 | 136 | 45.3 | 0 | 0 | 136 | 45.3 | 0 | 1 | 53 | 0 | W | 27-20 |
| 09/20 | at Titans | P | 2 | 80 | 40.0 | 1 | 0 | 80 | 40.0 | 0 | 1 | 45 | 0 | L | 30-33 |
| 09/24 | Dolphins | P | 3 | 157 | 52.3 | 2 | 28 | 109 | 36.3 | 1 | 0 | 63 | 0 | L | 13-31 |
| 10/04 | at Bengals | P | 2 | 88 | 44.0 | 0 | 0 | 88 | 44.0 | 0 | 0 | 46 | 0 | L | 25-33 |
| 10/11 | at Texans | P | 3 | 143 | 47.7 | 1 | 9 | 134 | 44.7 | 0 | 3 | 52 | 0 | L | 14-30 |
| 10/18 | Lions | P | 2 | 76 | 38.0 | 0 | 0 | 76 | 38.0 | 0 | 0 | 47 | 0 | L | 16-34 |
| 10/25 | at Chargers | P | 5 | 227 | 45.4 | 3 | 7 | 220 | 44.0 | 0 | 2 | 58 | 0 | L | 29-39 |
| 11/08 | Texans | P | 5 | 234 | 46.8 | 0 | 0 | 234 | 46.8 | 0 | 3 | 56 | 0 | L | 25-27 |
| 11/15 | at Packers | P | 6 | 275 | 45.8 | 1 | 7 | 248 | 41.3 | 1 | 4 | 59 | 0 | L | 20-24 |
| 11/22 | Steelers | P | 6 | 324 | 54.0 | 3 | 19 | 285 | 47.5 | 1 | 1 | 67 | 0 | L | 3-27 |
| 11/29 | Browns | P | 3 | 137 | 45.7 | 1 | 4 | 133 | 44.3 | 0 | 3 | 51 | 0 | L | 25-27 |
| 12/06 | at Vikings | P | 5 | 258 | 51.6 | 3 | 21 | 217 | 43.4 | 1 | 0 | 60 | 0 | L | 24-27+ |
| 12/13 | Titans | P | 4 | 199 | 49.8 | 2 | 13 | 166 | 41.5 | 1 | 0 | 62 | 0 | L | 10-31 |
| 12/20 | at Ravens | | | | | | | | | | | | | L | 14-40 |
| 12/27 | Bears | | | | | | | | | | | | | L | 17-41 |
| 01/03 | at Colts | P | 7 | 335 | 47.9 | 4 | 40 | 295 | 42.1 | 0 | 1 | 61 | 0 | L | 14-28 |
| 2020 TOTALS | | | 14 | 56 | 2,669 | 47.7 | 21 | 148 | 2,421 | 43.2 | 5 | 19 | 67 | 0 | 1-15 |

+ - Overtime





LUKE FARRELL | 89



POSITION: TIGHT END
HT: 6-5 | **WT:** 250 | **DOB:** 10-14-1997
COLLEGE: OHIO STATE
HOMETOWN: PERRY, OHIO
ACQ: D5-'21
EXP: R

@LukeFarrell89
 @lukefarrell89

KEY TRANSACTIONS

- Originally selected in the fifth round (145th overall) in the 2021 Draft

PRO

2021 (Jaguars)

- 12/12 at TEN:** Saw action at tight end
- 12/5 at LAR:** Saw action at tight end
- 11/28 vs. ATL:** Inactive
- 11/21 vs. S.F.:** Saw action at tight end
- 11/14 at IND:** Started at tight end
- 11/7 vs. BUF:** Saw action on offense
- 10/31 at SEA:** Played tight end and hauled in one catch for 3 yards
- 10/17 vs. MIA:** Saw action at tight end and recorded one reception for 21 yards
- 10/10 vs. TEN:** Saw action on offense and recorded one catch for 13 yards
- 9/30 at CIN:** Started at tight end for the first time in his career... Recorded a 7-yard reception
- 9/26 vs. ARI:** Saw action on offense and recorded one reception
- 9/19 vs. DEN:** Saw action on offense and special teams in home debut... Recorded a 6-yard catch, his first career reception
- 9/12 at HOU:** Appeared on offense and special teams in NFL debut

COLLEGE

- Played in 44 games for the Buckeyes and started 32 times
- Collegiate totals include 34 career receptions for 380 yards, four touchdowns and an 11.2 yards per reception average

2020

- Finished 2020 with five receptions for 37 yards and one score
- His one touchdown came in the College Football Playoff semifinal versus Clemson
- Member of the 2020 Mackey Award Preseason Watch List

2019

- Totaled 119 receiving yards on seven receptions
- Scored two touchdowns in 2019 – versus Michigan State and Rutgers

2018

- Recorded a career-high 20 receptions for 205 yards and one touchdown
- Led the team's tight ends with 20 receptions for 205 yards as a third-year sophomore in 2018
- He caught a pass in eight of the last nine games for the Big Ten champion Buckeyes, including career-bests of four receptions against both Purdue and Maryland

2017

- Hauled in two catches for 19 yards
- OSU Scholar-Athlete and Academic All-Big Ten Conference

PERSONAL

- Farrell was an Associated Press All-State selection as a senior in 2015 after catching 33 passes for 446 yards at Perry High School
- Played for Head Coach Urban Meyer for two years at Ohio State and is the ninth tight end to be drafted in Jaguars history
- Graduated with his degree in human development and family studies
- Is the son of Kelly and Matt Farrell
- Has an older brother, Nolan, who attended Ohio State, and a sister, Celeste

LUKE FARRELL'S NFL REGULAR SEASON RUSHING/RECEIVING STATISTICS

| DATE | TEAM | GP | GS | RECEIVING | | | | | RUSHING | | | | |
|-------------------|---------|-----------|----------|-----------|-----------|------------|-----------|----------|----------|----------|------------|----------|----------|
| | | | | NO. | YDS. | AVG. | LG | TD | NO. | YDS. | AVG. | LG | TD |
| 2021 | Jaguars | 12 | 2 | 6 | 49 | 8.2 | 21 | 0 | 0 | 0 | 0.0 | 0 | 0 |
| NFL TOTALS | | 12 | 2 | 6 | 49 | 8.2 | 21 | 0 | 0 | 0 | 0.0 | 0 | 0 |

LUKE FARRELL'S NFL REGULAR SEASON RETURN STATISTICS

| DATE | TEAM | KICKOFF RETURNS | | | | | PUNT RETURNS | | | | | |
|-------------------|---------|-----------------|----------|------------|----------|----------|--------------|----------|----------|------------|----------|----------|
| | | RET. | YDS. | AVG. | LG | TD | NO. | FC | YDS. | AVG. | LG | TD |
| 2021 | Jaguars | 0 | 0 | 0.0 | 0 | 0 | 0 | 0 | 0 | 0.0 | 0 | 0 |
| NFL TOTALS | | 0 | 0 | 0.0 | 0 | 0 | 0 | 0 | 0 | 0.0 | 0 | 0 |



SINGLE-GAME HIGHS: RECEIVING

Receptions 1 vs. Denver Broncos, Sep 19, 2021
Receiving Yards 6 vs. Denver Broncos, Sep 19, 2021

Longest Receptions 21 vs. Miami Dolphins, Oct 17, 2021
 13 vs. Tennessee Titans, Oct 10, 2021
All-Purpose Yards 6 vs. Denver Broncos, Sep 19, 2021

2021 GAME-BY-GAME REGULAR-SEASON STATISTICS (JAGUARS)

| DATE | OPPONENT | P/S | RECEIVING | | | | | RUSHING | | | | | W/L | SCORE |
|--------------------|-------------|-------------|-----------|-----------|------------|-----------|----------|----------|----------|------------|----------|----------|-------------|-------|
| | | | NO. | YDS. | AVG. | LG | TD | NO. | YDS. | AVG. | LG | TD | | |
| 09/12 | at Texans | P | 0 | 0 | 0.0 | 0 | 0 | 0 | 0 | 0.0 | 0 | 0 | L | 21-37 |
| 09/19 | Broncos | P | 1 | 6 | 6.0 | 6 | 0 | 0 | 0 | 0.0 | 0 | 0 | L | 13-23 |
| 09/26 | Cardinals | P | 1 | -1 | -1.0 | -1 | 0 | 0 | 0 | 0.0 | 0 | 0 | L | 19-31 |
| 09/30 | at Bengals | S | 1 | 7 | 7.0 | 7 | 0 | 0 | 0 | 0.0 | 0 | 0 | L | 21-24 |
| 10/10 | Titans | P | 1 | 13 | 13.0 | 13 | 0 | 0 | 0 | 0.0 | 0 | 0 | L | 19-37 |
| 10/17 | Dolphins | P | 1 | 21 | 21.0 | 21 | 0 | 0 | 0 | 0.0 | 0 | 0 | W | 23-20 |
| 10/31 | at Seahawks | P | 1 | 3 | 3.0 | 3 | 0 | 0 | 0 | 0.0 | 0 | 0 | L | 7-31 |
| 11/07 | Bills | P | 0 | 0 | 0.0 | 0 | 0 | 0 | 0 | 0.0 | 0 | 0 | W | 9-6 |
| 11/14 | at Colts | S | 0 | 0 | 0.0 | 0 | 0 | 0 | 0 | 0.0 | 0 | 0 | L | 17-23 |
| 11/21 | 49ers | P | 0 | 0 | 0.0 | 0 | 0 | 0 | 0 | 0.0 | 0 | 0 | L | 10-30 |
| 11/28 | Falcons | | | | | | INACTIVE | | | | | | L | 14-21 |
| 12/05 | at Rams | P | 0 | 0 | 0.0 | 0 | 0 | 0 | 0 | 0.0 | 0 | 0 | L | 7-37 |
| 12/12 | at Titans | P | 0 | 0 | 0.0 | 0 | 0 | 0 | 0 | 0.0 | 0 | 0 | L | 0-20 |
| 2021 TOTALS | | 12-2 | 6 | 49 | 8.2 | 21 | 0 | 0 | 0 | 0.0 | 0 | 0 | 2-11 | |

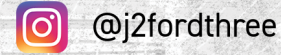




RUDY FORD | 5



POSITION: SAFETY
HT: 6-0 | **WT:** 210 | **DOB:** 11-1-1994
COLLEGE: AUBURN
HOMETOWN: NEW HOPE, ALA.
ACQ: UFA (PHI)-21
EXP: 5th YEAR



KEY TRANSACTIONS

- Originally drafted by Arizona in the sixth round (208th overall) of the 2017 Draft
- Traded to Philadelphia on 8/22/19
- Signed by Jacksonville as a free agent on 3/17/21

PRO

2021 (Jaguars)

- 12/12 at TEN:** Started at safety and recorded three total tackles (two solo)
- 12/5 at LAR:** Started at safety and recorded six total tackles (three solo), including a 0.5 sack, marking the first sack of his career
- 11/28 vs. ATL:** Saw action on defense and special teams... Totaled four tackles (three solo), one QB hit and one special teams tackle
- 11/21 vs. S.F.:** Saw action on defense and special teams... Posted four total tackles (two solo) and one special teams tackle
- 11/14 at IND:** Started at defensive back and recorded four total tackles (three solo)
- 11/7 vs. BUF:** Recorded the first interception of his career and finished his game with career highs in tackles (six) and passes defended (three)... Ford's three passes defended were the most by a Jaguars safety since S Jonathan Cyrien registered three passes defended on Dec. 29, 2013
- 10/31 at SEA:** Played defense and special teams... Totaled five tackles (three solo)
- 10/17 vs. MIA:** Saw action on defense and special teams... Recorded three solo tackles and downed one punt inside the 20
- 10/10 vs. TEN:** Saw action on defense and special teams
- 9/30 at CIN:** Saw action on defense and special teams... Totaled one tackle on defense
- 9/26 vs. ARI:** Saw action on defense and special teams... Recorded three solo tackles
- 9/19 vs. DEN:** Saw action on defense and special teams... Recorded three total tackles and downed one punt inside the 20
- 9/12 at HOU:** Saw action on defense and special teams... Recorded three total tackles

2020 (Eagles)

- Saw action in eight games with one start in final regular season contest against Washington
- Recorded four total tackles (three solo) and 13 special teams tackles

2019 (Eagles)

- Appeared in 10 games in first season in Philadelphia mostly on special teams
- Finished the season with three total tackles (one solo) and five special teams tackles
- 11/17 vs. NE:** Saw action at safety and recorded three total tackles (one solo)

2018 (Cardinals)

- Totaled four tackles on defense and eight stops on special teams in 13 games
- 10/18 vs. DEN:** Made his first-career start registering three tackles and one special teams tackle

2017 (Cardinals)

- Played on special teams in the first 10 games and totaled five special teams tackles before suffering a season-ending knee injury
- 9/10 at DET:** Notched a special teams tackle in his NFL debut

COLLEGE

- In four seasons at Auburn, Ford appeared in 52 games (34 starts) and totaled 275 tackles, 1.5 sacks, 11.5 tackles for loss, five INTs, three forced fumbles and a fumble recovery
- Led the Tigers in tackles in both 2014 (93) and 2015 (118)

PERSONAL

- Attended New Hope (Big Cove, Ala.) High School where he gained 1,669 yards and scored 27 TDs as a senior
- Class 3A first-team all-state selection, was also chosen to play in the Alabama-Mississippi All-Star game
- Named the top running back prospect in Alabama on Rivals.com
- Real first name is Johnathan, was given the nickname "Rudy" as a child by his uncle Phillip

RUDY FORD'S NFL REGULAR SEASON DEFENSIVE STATISTICS

| DATE | TEAM | GP | TACKLES | | | | | | | INTERCEPTIONS | | | | | | O. FUMB | | | | ST | | | | MISC | | | | |
|-------------------|-----------|-----------|----------|-----------|-----------|-----------|----------|----------|------------|---------------|----------|----------|----------|----------|----------|----------|----------|----------|----------|----------|----------|-----------|-----------|----------|----------|----------|----------|----------|
| | | | GS | TK | S | A | TFL | YDS | SK | YDS | QBH | NO | YDS | LG | TD | PD | FF | FR | TD | YDS | TK | S | A | FF | FR | S | A | |
| 2017 | Cardinals | 10 | 0 | 0 | 0 | 0 | 0 | 0 | 0.0 | 0.0 | 0 | 0 | 0 | 0 | 0 | 0 | 0 | 0 | 0 | 0 | 0 | 5 | 5 | 0 | 0 | 0 | 0 | 0 |
| 2018 | Cardinals | 13 | 1 | 3 | 1 | 2 | 0 | 0 | 0.0 | 0.0 | 0 | 0 | 0 | 0 | 0 | 0 | 0 | 0 | 0 | 0 | 0 | 6 | 6 | 0 | 0 | 0 | 0 | 0 |
| 2019 | Eagles | 10 | 0 | 2 | 1 | 1 | 0 | 0 | 0.0 | 0.0 | 0 | 0 | 0 | 0 | 0 | 0 | 0 | 0 | 0 | 0 | 0 | 4 | 2 | 2 | 0 | 0 | 0 | 0 |
| 2020 | Eagles | 8 | 1 | 4 | 3 | 1 | 1 | 1 | 0.0 | 0.0 | 0 | 0 | 0 | 0 | 0 | 0 | 0 | 0 | 0 | 0 | 0 | 11 | 10 | 1 | 0 | 0 | 0 | 0 |
| 2021 | Jaguars | 13 | 4 | 46 | 33 | 13 | 1 | 1 | 0.5 | 2.5 | 2 | 1 | 8 | 8 | 0 | 3 | 0 | 0 | 0 | 0 | 0 | 3 | 2 | 1 | 0 | 0 | 0 | 0 |
| NFL TOTALS | | 54 | 6 | 55 | 38 | 17 | 2 | 2 | 0.5 | 2.5 | 2 | 1 | 8 | 8 | 0 | 3 | 0 | 0 | 0 | 0 | 0 | 29 | 25 | 4 | 0 | 0 | 0 | 0 |



RUDY FORD'S NFL POSTSEASON DEFENSIVE STATISTICS

| DATE | TEAM | GP | TACKLES | | | | | | | INTERCEPTIONS | | | | | | O. FUMB | | | | ST | | | | MISC | | | |
|-------------------|--------|----------|----------|----------|----------|----------|----------|----------|----------|---------------|------------|----------|----------|----------|----------|----------|----------|----------|----------|----------|----------|----------|----------|----------|----------|----------|---|
| | | | GS | TK | S | A | TFL | YDS | SK | YDS | QBH | NO | YDS | LG | TD | PD | FF | FR | TD | YDS | TK | S | A | FF | FR | S | A |
| 2019 | Eagles | 0 | 0 | 0 | 0 | 0 | 0 | 0 | 0 | 0.0 | 0.0 | 0 | 0 | 0 | 0 | 0 | 0 | 0 | 0 | 0 | 0 | 0 | 0 | 0 | 0 | 0 | 0 |
| NFL TOTALS | | 0 | 0 | 0 | 0 | 0 | 0 | 0 | 0 | 0.0 | 0.0 | 0 | 0 | 0 | 0 | 0 | 0 | 0 | 0 | 0 | 0 | 0 | 0 | 0 | 0 | 0 | |

SINGLE-GAME HIGHS: DEFENSIVE

Total Tackles 7 vs. Buffalo Bills, Nov 07, 2021
 6 at Los Angeles Rams, Dec 05, 2021
Sacks 0.5 at Los Angeles Rams, Dec 05, 2021
Passes Defensed 3 vs. Buffalo Bills, Nov 07, 2021
Tackles For Loss 1 at Dallas Cowboys, Dec 27, 2020
Interceptions 1 vs. Buffalo Bills, Nov 07, 2021
Special Teams Tackles 3 at Washington Football Team, Sep 13, 2020
 2 at New York Giants, Nov 15, 2020
 ...4 more at 2.


2021 GAME-BY-GAME REGULAR-SEASON STATISTICS (JAGUARS)

| DATE | OPPONENT | P/S | TACKLES | | | | | | | INTERCEPTIONS | | | | | | O. FUMB | | | | ST | | | | MISC | | SCORE | |
|--------------------|-------------|-------------|-----------|-----------|-----------|------------|------------|----------|----------|---------------|----------|----------|----------|----------|----------|----------|----------|----------|----------|----------|----------|----------|----------|----------|----------|----------|-------------|
| | | | TK | S | A | SK | YDS | TFL | YDS | QBH | NO | YDS | LG | TD | PD | FF | FR | TD | YDS | TK | S | A | FF | FR | S | | A |
| 09/12 | at Texans | P | 3 | 2 | 1 | 0.0 | 0.0 | 0 | 0 | 0 | 0 | 0 | 0 | 0 | 0 | 0 | 0 | 0 | 0 | 0 | 0 | 0 | 0 | 0 | 0 | L | 21-37 |
| 09/19 | Broncos | P | 3 | 3 | 0 | 0.0 | 0.0 | 0 | 0 | 0 | 0 | 0 | 0 | 0 | 0 | 0 | 0 | 0 | 0 | 0 | 0 | 0 | 0 | 0 | 0 | L | 13-23 |
| 09/26 | Cardinals | P | 3 | 3 | 0 | 0.0 | 0.0 | 0 | 0 | 0 | 0 | 0 | 0 | 0 | 0 | 0 | 0 | 0 | 0 | 0 | 0 | 0 | 0 | 0 | 0 | L | 19-31 |
| 09/30 | at Bengals | P | 1 | 0 | 1 | 0.0 | 0.0 | 0 | 0 | 0 | 0 | 0 | 0 | 0 | 0 | 0 | 0 | 0 | 0 | 0 | 0 | 0 | 0 | 0 | 0 | L | 21-24 |
| 10/10 | Titans | P | 0 | 0 | 0 | 0.0 | 0.0 | 0 | 0 | 0 | 0 | 0 | 0 | 0 | 0 | 0 | 0 | 0 | 0 | 0 | 0 | 0 | 0 | 0 | 0 | L | 19-37 |
| 10/17 | Dolphins | P | 3 | 3 | 0 | 0.0 | 0.0 | 0 | 0 | 0 | 0 | 0 | 0 | 0 | 0 | 0 | 0 | 0 | 0 | 0 | 0 | 0 | 0 | 0 | 0 | W | 23-20 |
| 10/31 | at Seahawks | P | 5 | 3 | 2 | 0.0 | 0.0 | 0 | 0 | 0 | 0 | 0 | 0 | 0 | 0 | 0 | 0 | 0 | 0 | 0 | 0 | 0 | 0 | 0 | 0 | L | 7-31 |
| 11/07 | Bills | S | 7 | 6 | 1 | 0.0 | 0.0 | 0 | 0 | 0 | 1 | 8 | 8 | 0 | 3 | 0 | 0 | 0 | 0 | 1 | 1 | 0 | 0 | 0 | 0 | W | 9-6 |
| 11/14 | at Colts | S | 4 | 3 | 1 | 0.0 | 0.0 | 0 | 0 | 0 | 0 | 0 | 0 | 0 | 0 | 0 | 0 | 0 | 0 | 0 | 0 | 0 | 0 | 0 | 0 | L | 17-23 |
| 11/21 | 49ers | P | 4 | 2 | 2 | 0.0 | 0.0 | 0 | 0 | 0 | 0 | 0 | 0 | 0 | 0 | 0 | 0 | 0 | 1 | 0 | 1 | 0 | 0 | 0 | 0 | L | 10-30 |
| 11/28 | Falcons | P | 4 | 3 | 1 | 0.0 | 0.0 | 0 | 0 | 0 | 1 | 0 | 0 | 0 | 0 | 0 | 0 | 0 | 1 | 1 | 0 | 0 | 0 | 0 | 0 | L | 14-21 |
| 12/05 | at Rams | S | 6 | 3 | 3 | 0.5 | 2.5 | 1 | 1 | 1 | 0 | 0 | 0 | 0 | 0 | 0 | 0 | 0 | 0 | 0 | 0 | 0 | 0 | 0 | 0 | L | 7-37 |
| 12/12 | at Titans | S | 3 | 2 | 1 | 0.0 | 0.0 | 0 | 0 | 0 | 0 | 0 | 0 | 0 | 0 | 0 | 0 | 0 | 0 | 0 | 0 | 0 | 0 | 0 | 0 | L | 0-20 |
| 2021 TOTALS | | 13-4 | 46 | 33 | 13 | 0.5 | 2.5 | 1 | 1 | 2 | 1 | 8 | 8 | 0 | 3 | 0 | 0 | 0 | 0 | 3 | 2 | 1 | 0 | 0 | 0 | 0 | 2-11 |

2020 GAME-BY-GAME REGULAR-SEASON STATISTICS (EAGLES)

| DATE | OPPONENT | P/S | TACKLES | | | | | | | INTERCEPTIONS | | | | | | O. FUMB | | | | ST | | | | MISC | | SCORE | |
|--------------------|---------------|------------|----------|----------|----------|------------|------------|----------|----------|---------------|----------|----------|----------|----------|----------|----------|----------|----------|-----------|-----------|----------|----------|----------|----------|----------|----------|---------------|
| | | | TK | S | A | SK | YDS | TFL | YDS | QBH | NO | YDS | LG | TD | PD | FF | FR | TD | YDS | TK | S | A | FF | FR | S | | A |
| 09/13 | at Washington | P | 0 | 0 | 0 | 0.0 | 0.0 | 0 | 0 | 0 | 0 | 0 | 0 | 0 | 0 | 0 | 0 | 0 | 0 | 3 | 3 | 0 | 0 | 0 | 0 | L | 17-27 |
| 09/20 | Rams | P | 0 | 0 | 0 | 0.0 | 0.0 | 0 | 0 | 0 | 0 | 0 | 0 | 0 | 0 | 0 | 0 | 0 | 1 | 1 | 0 | 0 | 0 | 0 | 0 | L | 19-37 |
| 09/27 | Bengals | | | | | | | | | | | | | | | | | | | | | | | | | T | 23-23 |
| 10/04 | at 49ers | P | 0 | 0 | 0 | 0.0 | 0.0 | 0 | 0 | 0 | 0 | 0 | 0 | 0 | 0 | 0 | 0 | 0 | 1 | 1 | 0 | 0 | 0 | 0 | 0 | W | 25-20 |
| 10/11 | at Steelers | | | | | | | | | | | | | | | | | | | | | | | | | L | 29-38 |
| 10/18 | Ravens | | | | | | | | | | | | | | | | | | | | | | | | | L | 28-30 |
| 10/22 | Giants | | | | | | | | | | | | | | | | | | | | | | | | | W | 22-21 |
| 11/01 | Cowboys | P | 0 | 0 | 0 | 0.0 | 0.0 | 0 | 0 | 0 | 0 | 0 | 0 | 0 | 0 | 0 | 0 | 0 | 2 | 1 | 1 | 0 | 0 | 0 | 0 | W | 23-9 |
| 11/15 | at Giants | P | 0 | 0 | 0 | 0.0 | 0.0 | 0 | 0 | 0 | 0 | 0 | 0 | 0 | 0 | 0 | 0 | 0 | 2 | 2 | 0 | 0 | 0 | 0 | 0 | L | 17-27 |
| 11/22 | at Browns | | | | | | | | | | | | | | | | | | | | | | | | | L | 17-22 |
| 11/30 | Seahawks | | | | | | | | | | | | | | | | | | | | | | | | | L | 17-23 |
| 12/06 | at Packers | | | | | | | | | | | | | | | | | | | | | | | | | L | 16-30 |
| 12/13 | Saints | | | | | | | | | | | | | | | | | | | | | | | | | W | 24-21 |
| 12/20 | at Cardinals | P | 0 | 0 | 0 | 0.0 | 0.0 | 0 | 0 | 0 | 0 | 0 | 0 | 0 | 0 | 0 | 0 | 0 | 0 | 0 | 0 | 0 | 0 | 0 | 0 | L | 26-33 |
| 12/27 | at Cowboys | P | 1 | 1 | 0 | 0.0 | 0.0 | 1 | 1 | 0 | 0 | 0 | 0 | 0 | 0 | 0 | 0 | 0 | 1 | 1 | 0 | 0 | 0 | 0 | 0 | L | 17-37 |
| 01/03 | Washington | S | 3 | 2 | 1 | 0.0 | 0.0 | 0 | 0 | 0 | 0 | 0 | 0 | 0 | 0 | 0 | 0 | 0 | 1 | 1 | 0 | 0 | 0 | 0 | 0 | L | 14-20 |
| 2020 TOTALS | | 8-1 | 4 | 3 | 1 | 0.0 | 0.0 | 1 | 1 | 0 | 0 | 0 | 0 | 0 | 0 | 0 | 0 | 0 | 11 | 10 | 1 | 0 | 0 | 0 | 0 | 0 | 4-11-1 |







ADAM GOTSIS | 96



POSITION: DEFENSIVE LINEMAN
HT: 6-4 | **WT:** 290 | **DOB:** 9-23-1992
COLLEGE: GEORGIA TECH
HOMETOWN: MELBOURNE, AUSTRALIA
ACQ: FA-'21
EXP: 6th YEAR

 @gotsis96

 @adamgotsis

KEY TRANSACTIONS

- Originally drafted by Denver in the second round (63rd overall) of the 2016 NFL Draft
- Signed by Jacksonville on 8/2/20

PRO

2021 (Jaguars)

- 12/12 at TEN:** Saw action on defense and posted one tackle and one QB hit
- 12/5 at LAR:** Played along the defensive front and recorded two total tackles, including one tackle for loss
- 11/28 vs. ATL:** Saw action along the defensive line... Posted three total tackles, including one tackle for loss
- 11/21 vs. S.F.:** Saw action on defense
- 11/14 at IND:** Saw action on defense and totaled two tackles and one QB hit
- 11/7 vs. BUF:** Saw action on defense and recorded one QB hit
- 10/31 at SEA:** Saw action on defense and special teams
- 10/17 vs. MIA:** Saw action on defense
- 10/10 vs. TEN:** Saw action on defense and recorded one solo tackle
- 9/30 at CIN:** Started along the defensive line and had three total tackles (two solo) and 1.0 sack
- 9/26 vs. ARI:** Started at defensive end and recorded four total tackles (two solo) including one tackle for loss
- 9/19 vs. DEN:** Saw action along the defensive line and recorded two total tackles (two solo) including 1.0 sack, and two QB hits
- 9/12 at HOU:** Inactive

2020 (Jaguars)

- Saw action in all 16 games, starting 13... Totaled 37 tackles (18 solo), four tackles for loss, three passes defended and one forced fumble
- 10/18 vs. DET:** Started at defensive end and posted two tackles, including one tackle for loss and one pass defended
- 12/13 vs. TEN:** Made his 40th career start at defensive end, assisting on three tackles and notching one tackle for loss

2019 (Broncos)

- Appeared in nine games with three starts before missing the last three contests due to a knee injury

2018 (Broncos)

- Played in all 16 games and registered 38 tackles (25 solo), six passes defended and 3.0 sacks
- 12/15 vs. CLE:** Tied a career high with six tackles, including a strip sack and a fourth-down tackle for loss in the fourth quarter

2017 (Broncos)

- Totaled 41 tackles (28 solo), four passes defended and 2.0 sacks

2016 (Broncos)

- Tallied 14 tackles (five solo), one pass defended and one fumble recovery in his rookie season

COLLEGE

- Appeared in 48 games (37 starts), totaling 110 tackles (69 solo), 12.5 sacks, two INTs, two fumble recoveries and four blocked kicks
- Named to the All-ACC Second Team by both the media and coaches as a junior

PERSONAL

- Attended Kew High School in Abbotsford, Victoria, Australia
- Competed in Australian Rules Football for eight years before playing American Rules Football in the Gridiron Victoria (club league with 13 teams across the state of Victoria) for the Monash Warriors in Melbourne
- Became the highest-drafted Australian-born player in NFL history

ADAM GOTSIS' NFL REGULAR SEASON DEFENSIVE STATISTICS

| DATE | TEAM | GP | GS | TACKLES | | | | | | INTERCEPTIONS | | | | | O. FUMB | | | | ST | | | | MISC | | | | | |
|-------------------|---------|-----------|-----------|------------|-----------|-----------|-----------|-----------|------------|---------------|-----------|----------|----------|----------|----------|-----------|----------|----------|----------|----------|----------|----------|----------|----------|----------|----------|----------|----------|
| | | | | TK | S | A | TFL | YDS | SK | YDS | QBH | NO | YDS | LG | TD | PD | FF | FR | TD | YDS | TK | S | A | FF | FR | S | A | |
| 2016 | Broncos | 16 | 0 | 14 | 5 | 9 | 0 | 0 | 0.0 | 0.0 | 3 | 0 | 0 | 0 | 0 | 1 | 0 | 1 | 0 | 0 | 0 | 0 | 0 | 0 | 0 | 0 | 0 | 0 |
| 2017 | Broncos | 16 | 13 | 41 | 28 | 13 | 4 | 10 | 2.0 | 4.0 | 5 | 0 | 0 | 0 | 0 | 4 | 0 | 1 | 0 | 0 | 0 | 0 | 0 | 0 | 0 | 0 | 0 | 0 |
| 2018 | Broncos | 16 | 12 | 38 | 25 | 13 | 4 | 16 | 3.0 | 17.0 | 7 | 0 | 0 | 0 | 0 | 6 | 2 | 1 | 0 | 0 | 0 | 0 | 0 | 0 | 0 | 0 | 0 | 0 |
| 2019 | Broncos | 9 | 3 | 16 | 11 | 5 | 1 | 2 | 0.0 | 0.0 | 0 | 0 | 0 | 0 | 0 | 2 | 0 | 0 | 0 | 0 | 0 | 0 | 0 | 0 | 0 | 0 | 0 | 0 |
| 2020 | Jaguars | 16 | 14 | 37 | 18 | 19 | 4 | 12 | 0.0 | 0.0 | 3 | 0 | 0 | 0 | 0 | 3 | 1 | 0 | 0 | 0 | 0 | 0 | 0 | 0 | 0 | 0 | 0 | 0 |
| 2021 | Jaguars | 12 | 3 | 18 | 12 | 6 | 5 | 22 | 2.0 | 15.0 | 6 | 0 | 0 | 0 | 0 | 0 | 0 | 0 | 0 | 0 | 0 | 0 | 0 | 0 | 0 | 0 | 0 | 0 |
| NFL TOTALS | | 85 | 45 | 164 | 99 | 65 | 18 | 62 | 7.0 | 36.0 | 24 | 0 | 0 | 0 | 0 | 16 | 3 | 3 | 0 | 0 | 0 | 0 | 0 | 0 | 0 | 0 | 0 | 0 |



SINGLE-GAME HIGHS: DEFENSIVE

Total Tackles 6 vs. Cleveland Browns, Dec 15, 2018
6 at Indianapolis Colts, Dec 14, 2017

Sacks 1.0 at Cincinnati Bengals, Sep 30, 2021
1.0 vs. Denver Broncos, Sep 19, 2021
...5 more at 1.0.

Passes Defensed 2 vs. Seattle Seahawks, Sep 09, 2018
2 vs. Cincinnati Bengals, Nov 19, 2017

Forced Fumbles 1 at Baltimore Ravens, Dec 20, 2020
1 vs. Cleveland Browns, Dec 15, 2018
...1 more at 1.

Fumble Recoveries 1 at New York Jets, Oct 07, 2018
1 vs. New York Jets, Dec 10, 2017
...1 more at 1.

Tackles For Loss 1 at Cincinnati Bengals, Sep 30, 2021
1 vs. Arizona Cardinals, Sep 26, 2021
...14 more at 1.

2021 GAME-BY-GAME REGULAR-SEASON STATISTICS (JAGUARS)

| DATE | OPPONENT | P/S | TACKLES | | | | | | | INTERCEPTIONS | | | | | O. FUMB | | | | ST | | | | MISC | | W/L | SCORE | | |
|--------------------|-------------|-----|-------------|-----------|-----------|----------|------------|-------------|----------|---------------|----------|----------|----------|----------|----------|----------|----------|----------|----------|----------|----------|----------|----------|----------|----------|----------|-------------|-------|
| | | | TK | S | A | SK | YDS | TFL | YDS | QBH | NO | YDS | LG | TD | PD | FF | FR | TD | YDS | TK | S | A | FF | FR | | | S | A |
| 09/12 | at Texans | | INACTIVE | | | | | | | | | | | | | | | | | | | | | | L | 21-37 | | |
| 09/19 | Broncos | P | 2 | 2 | 0 | 1.0 | 9.0 | 1 | 9 | 2 | 0 | 0 | 0 | 0 | 0 | 0 | 0 | 0 | 0 | 0 | 0 | 0 | 0 | 0 | 0 | 0 | L | 13-23 |
| 09/26 | Cardinals | S | 4 | 2 | 2 | 0.0 | 0.0 | 1 | 3 | 0 | 0 | 0 | 0 | 0 | 0 | 0 | 0 | 0 | 0 | 0 | 0 | 0 | 0 | 0 | 0 | L | 19-31 | |
| 09/30 | at Bengals | S | 3 | 2 | 1 | 1.0 | 6.0 | 1 | 6 | 1 | 0 | 0 | 0 | 0 | 0 | 0 | 0 | 0 | 0 | 0 | 0 | 0 | 0 | 0 | 0 | L | 21-24 | |
| 10/10 | Titans | S | 1 | 1 | 0 | 0.0 | 0.0 | 0 | 0 | 0 | 0 | 0 | 0 | 0 | 0 | 0 | 0 | 0 | 0 | 0 | 0 | 0 | 0 | 0 | 0 | L | 19-37 | |
| 10/17 | Dolphins | P | 0 | 0 | 0 | 0.0 | 0.0 | 0 | 0 | 0 | 0 | 0 | 0 | 0 | 0 | 0 | 0 | 0 | 0 | 0 | 0 | 0 | 0 | 0 | 0 | W | 23-20 | |
| 10/31 | at Seahawks | P | 0 | 0 | 0 | 0.0 | 0.0 | 0 | 0 | 0 | 0 | 0 | 0 | 0 | 0 | 0 | 0 | 0 | 0 | 0 | 0 | 0 | 0 | 0 | 0 | L | 7-31 | |
| 11/07 | Bills | P | 0 | 0 | 0 | 0.0 | 0.0 | 0 | 0 | 1 | 0 | 0 | 0 | 0 | 0 | 0 | 0 | 0 | 0 | 0 | 0 | 0 | 0 | 0 | 0 | W | 9-6 | |
| 11/14 | at Colts | P | 2 | 2 | 0 | 0.0 | 0.0 | 0 | 0 | 1 | 0 | 0 | 0 | 0 | 0 | 0 | 0 | 0 | 0 | 0 | 0 | 0 | 0 | 0 | 0 | L | 17-23 | |
| 11/21 | 49ers | P | 0 | 0 | 0 | 0.0 | 0.0 | 0 | 0 | 0 | 0 | 0 | 0 | 0 | 0 | 0 | 0 | 0 | 0 | 0 | 0 | 0 | 0 | 0 | 0 | L | 10-30 | |
| 11/28 | Falcons | P | 3 | 2 | 1 | 0.0 | 0.0 | 1 | 2 | 0 | 0 | 0 | 0 | 0 | 0 | 0 | 0 | 0 | 0 | 0 | 0 | 0 | 0 | 0 | 0 | L | 14-21 | |
| 12/05 | at Rams | P | 2 | 1 | 1 | 0.0 | 0.0 | 1 | 2 | 0 | 0 | 0 | 0 | 0 | 0 | 0 | 0 | 0 | 0 | 0 | 0 | 0 | 0 | 0 | 0 | L | 7-37 | |
| 12/12 | at Titans | P | 1 | 0 | 1 | 0.0 | 0.0 | 0 | 0 | 1 | 0 | 0 | 0 | 0 | 0 | 0 | 0 | 0 | 0 | 0 | 0 | 0 | 0 | 0 | 0 | L | 0-20 | |
| 2021 TOTALS | | | 12-3 | 18 | 12 | 6 | 2.0 | 15.0 | 5 | 22 | 6 | 0 | 0 | 0 | 0 | 0 | 0 | 0 | 0 | 0 | 0 | 0 | 0 | 0 | 0 | 0 | 2-11 | |

2020 GAME-BY-GAME REGULAR-SEASON STATISTICS (JAGUARS)

| DATE | OPPONENT | P/S | TACKLES | | | | | | | INTERCEPTIONS | | | | | O. FUMB | | | | ST | | | | MISC | | W/L | SCORE | |
|--------------------|-------------|-----|--------------|-----------|-----------|-----------|------------|------------|----------|---------------|----------|----------|----------|----------|----------|----------|----------|----------|----------|----------|----------|----------|----------|----------|----------|-------------|--------|
| | | | TK | S | A | SK | YDS | TFL | YDS | QBH | NO | YDS | LG | TD | PD | FF | FR | TD | YDS | TK | S | A | FF | FR | | | S |
| 09/13 | Colts | S | 3 | 1 | 2 | 0.0 | 0.0 | 0 | 0 | 0 | 0 | 0 | 0 | 0 | 0 | 0 | 0 | 0 | 0 | 0 | 0 | 0 | 0 | 0 | 0 | W | 27-20 |
| 09/20 | at Titans | S | 4 | 3 | 1 | 0.0 | 0.0 | 1 | 7 | 0 | 0 | 0 | 0 | 0 | 0 | 0 | 0 | 0 | 0 | 0 | 0 | 0 | 0 | 0 | 0 | L | 30-33 |
| 09/24 | Dolphins | S | 2 | 1 | 1 | 0.0 | 0.0 | 1 | 1 | 0 | 0 | 0 | 0 | 0 | 0 | 0 | 0 | 0 | 0 | 0 | 0 | 0 | 0 | 0 | 0 | L | 13-31 |
| 10/04 | at Bengals | S | 0 | 0 | 0 | 0.0 | 0.0 | 0 | 0 | 0 | 0 | 0 | 0 | 0 | 0 | 0 | 0 | 0 | 0 | 0 | 0 | 0 | 0 | 0 | 0 | L | 25-33 |
| 10/11 | at Texans | P | 2 | 1 | 1 | 0.0 | 0.0 | 0 | 0 | 0 | 0 | 0 | 0 | 0 | 0 | 0 | 0 | 0 | 0 | 0 | 0 | 0 | 0 | 0 | 0 | L | 14-30 |
| 10/18 | Lions | S | 2 | 2 | 0 | 0.0 | 0.0 | 1 | 2 | 0 | 0 | 0 | 0 | 0 | 1 | 0 | 0 | 0 | 0 | 0 | 0 | 0 | 0 | 0 | 0 | L | 16-34 |
| 10/25 | at Chargers | S | 1 | 0 | 1 | 0.0 | 0.0 | 0 | 0 | 0 | 0 | 0 | 0 | 0 | 0 | 0 | 0 | 0 | 0 | 0 | 0 | 0 | 0 | 0 | 0 | L | 29-39 |
| 11/08 | Texans | S | 1 | 1 | 0 | 0.0 | 0.0 | 1 | 2 | 0 | 0 | 0 | 0 | 0 | 0 | 0 | 0 | 0 | 0 | 0 | 0 | 0 | 0 | 0 | 0 | L | 25-27 |
| 11/15 | at Packers | S | 5 | 0 | 5 | 0.0 | 0.0 | 0 | 0 | 0 | 0 | 0 | 0 | 0 | 0 | 0 | 0 | 0 | 0 | 0 | 0 | 0 | 0 | 0 | 0 | L | 20-24 |
| 11/22 | Steelers | S | 1 | 0 | 1 | 0.0 | 0.0 | 0 | 0 | 1 | 0 | 0 | 0 | 0 | 0 | 0 | 0 | 0 | 0 | 0 | 0 | 0 | 0 | 0 | 0 | L | 3-27 |
| 11/29 | Browns | S | 5 | 3 | 2 | 0.0 | 0.0 | 0 | 0 | 0 | 0 | 0 | 0 | 0 | 0 | 0 | 0 | 0 | 0 | 0 | 0 | 0 | 0 | 0 | 0 | L | 25-27 |
| 12/06 | at Vikings | S | 1 | 0 | 1 | 0.0 | 0.0 | 0 | 0 | 1 | 0 | 0 | 0 | 0 | 0 | 0 | 0 | 0 | 0 | 0 | 0 | 0 | 0 | 0 | 0 | L | 24-27+ |
| 12/13 | Titans | S | 3 | 0 | 3 | 0.0 | 0.0 | 0 | 0 | 1 | 0 | 0 | 0 | 0 | 0 | 0 | 0 | 0 | 0 | 0 | 0 | 0 | 0 | 0 | 0 | L | 10-31 |
| 12/20 | at Ravens | S | 4 | 3 | 1 | 0.0 | 0.0 | 0 | 0 | 0 | 0 | 0 | 0 | 0 | 1 | 1 | 0 | 0 | 0 | 0 | 0 | 0 | 0 | 0 | 0 | L | 14-40 |
| 12/27 | Bears | S | 1 | 1 | 0 | 0.0 | 0.0 | 0 | 0 | 0 | 0 | 0 | 0 | 0 | 0 | 0 | 0 | 0 | 0 | 0 | 0 | 0 | 0 | 0 | 0 | L | 17-41 |
| 01/03 | at Colts | P | 2 | 2 | 0 | 0.0 | 0.0 | 0 | 0 | 0 | 0 | 0 | 0 | 0 | 1 | 0 | 0 | 0 | 0 | 0 | 0 | 0 | 0 | 0 | 0 | L | 14-28 |
| 2020 TOTALS | | | 16-14 | 37 | 18 | 19 | 0.0 | 0.0 | 4 | 12 | 3 | 0 | 0 | 0 | 0 | 3 | 1 | 0 | 0 | 0 | 0 | 0 | 0 | 0 | 0 | 1-15 | |

+ - Overtime





SHAQUILL GRIFFIN | 26



POSITION: CORNERBACK
HT: 6-0 | **WT:** 200 | **DOB:** 7-20-1995
COLLEGE: CENTRAL FLORIDA
HOMETOWN: ST. PETERSBURG, FLA.
ACQ: UFA (SEA)-'21
EXP: 5th YEAR

@ShaquillG
 @shaquillg

KEY TRANSACTIONS

- Originally drafted by Seattle in the third round (90th overall) of the 2017 draft
- Signed by Jacksonville as an unrestricted free agent on 3/16/21

PRO

2021 (Jaguars)

- Voted a team captain for the 2021 season
- 12/12 at TEN:** Started at cornerback and posted four tackles and one QB hit
- 12/5 at LAR:** Inactive (concussion)
- 11/28 vs. ATL:** Inactive (concussion)
- 11/21 vs. S.F.:** Started at cornerback and had one tackle... Also had one QB hit... Left the game in the second quarter with a concussion
- 11/14 at IND:** Started at cornerback and totaled three tackles and one pass defended
- 11/7 vs. BUF:** Started at cornerback and recorded three total tackles (two solo)
- 10/31 at SEA:** Started at cornerback and totaled three tackles (one solo)
- 10/17 vs. MIA:** Started at cornerback and recorded four solo tackles
- 10/10 vs. TEN:** Started at cornerback and recorded three total tackles (two solo) and one pass defended
- 9/30 at CIN:** Started at cornerback and totaled four solo tackles and one pass defended
- 9/26 vs. ARI:** Started at cornerback and recorded six total tackles (five solo)
- 9/19 vs. DEN:** Started at left cornerback in home Jaguars debut... Recorded five total tackles (three solo) and one pass defended
- 9/12 at HOU:** Started at left cornerback in Jaguars debut... Had four total tackles (three solo) and one pass defended

2020 (Seahawks)

- Played and started in 12 games... Recorded 63 total tackles and a career-high three interceptions
- 09/27 vs. DAL:** Hauled in first interception of the season
- 10/04 at MIA:** Had an interception in back-to-back games for the first time in his career
- 12/20 at WAS:** Recorded third INT of the season, a single-season career high

2019 (Seahawks)

- Was named to his first Pro Bowl as an injury replacement
- Started 14 games and had a career-high 65 total tackles and 13 passes defended

2018 (Seahawks)

- Started in all 16 games
- Finished the season with 62 total tackles, 8 passes defended and 2 interceptions

2017 (Seahawks)

- Started 11 of 15 games played in his rookie season
- 12/31 vs. ARI:** Recorded his first career interception

COLLEGE

- In four seasons, Griffin played in 46 career games and totaled 125 tackles, 36 passes defended and seven interceptions
- He also ran two picks back for touchdowns and blocked one kick as a Knight

PERSONAL

- Coached by Cory Moore at Lakewood High School, which advanced to the 2012 5A regional semifinals
- Received three stars from Rivals and ESPN... Ranked as the No. 57 cornerback in the nation by Rivals and No. 104 by ESPN
- Earned a spot on the 2012 class 5A all-state first team... Recorded three interceptions with 44 tackles, 12 break-ups, three forced fumbles and scored five touchdowns for the Spartans in 2012
- With twin brother, Shaquem, started their own track club in St. Petersburg
- Played little league football with Jaguars teammate Rayshawn Jenkins
- Was born a minute before Shaquem, with whom he played with at Central Florida

SHAQUILL GRIFFIN'S NFL REGULAR SEASON DEFENSIVE STATISTICS

| DATE | TEAM | GP | GS | TACKLES | | | | | | INTERCEPTIONS | | | | | | O. FUMB | | | | ST | | | | MISC | | | |
|-------------------|----------|-----------|-----------|------------|------------|-----------|----------|-----------|------------|---------------|----------|----------|-----------|-----------|----------|-----------|----------|----------|----------|----------|----------|----------|----------|----------|----------|----------|----------|
| | | | | TK | S | A | TFL | YDS | SK | YDS | QBH | NO | YDS | LG | TD | PD | FF | FR | TD | YDS | TK | S | A | FF | FR | S | A |
| 2017 | Seahawks | 15 | 11 | 58 | 50 | 8 | 2 | 7 | 1.0 | 5.0 | 1 | 1 | 0 | 0 | 0 | 15 | 0 | 0 | 0 | 0 | 1 | 0 | 1 | 0 | 0 | 0 | 0 |
| 2018 | Seahawks | 16 | 16 | 62 | 55 | 7 | 3 | 6 | 0.0 | 0.0 | 0 | 2 | 8 | 8 | 0 | 8 | 0 | 0 | 0 | 0 | 0 | 0 | 0 | 0 | 0 | 0 | |
| 2019 | Seahawks | 14 | 14 | 65 | 45 | 20 | 2 | 2 | 0.0 | 0.0 | 0 | 0 | 0 | 0 | 0 | 13 | 0 | 0 | 0 | 0 | 0 | 0 | 0 | 0 | 0 | 0 | |
| 2020 | Seahawks | 12 | 12 | 63 | 53 | 10 | 2 | 2 | 0.0 | 0.0 | 0 | 3 | 20 | 16 | 0 | 12 | 0 | 0 | 0 | 0 | 0 | 0 | 0 | 0 | 0 | 0 | |
| 2021 | Jaguars | 11 | 11 | 40 | 31 | 9 | 0 | 0 | 0.0 | 0.0 | 2 | 0 | 0 | 0 | 0 | 5 | 1 | 0 | 0 | 0 | 0 | 0 | 0 | 0 | 0 | 0 | |
| NFL TOTALS | | 68 | 64 | 288 | 234 | 54 | 9 | 17 | 1.0 | 5.0 | 3 | 6 | 28 | 16 | 0 | 53 | 1 | 0 | 0 | 0 | 1 | 0 | 1 | 0 | 0 | 0 | 0 |



SHAQUILL GRIFFIN'S NFL POSTSEASON DEFENSIVE STATISTICS

| DATE | TEAM | GP | TACKLES | | | | | | | INTERCEPTIONS | | | | | O. FUMB | | | | ST | | | | MISC | | | | |
|-------------------|----------|----------|----------|-----------|-----------|----------|----------|----------|------------|---------------|----------|----------|----------|----------|----------|----------|----------|----------|----------|----------|----------|----------|----------|----------|----------|----------|---|
| | | | GS | TK | S | A | TFL | YDS | SK | YDS | QBH | NO | YDS | LG | TD | PD | FF | FR | TD | YDS | TK | S | A | FF | FR | S | A |
| 2018 | Seahawks | 1 | 1 | 4 | 4 | 0 | 0 | 0 | 0.0 | 0.0 | 0 | 0 | 0 | 0 | 2 | 0 | 0 | 0 | 0 | 0 | 0 | 0 | 0 | 0 | 0 | 0 | 0 |
| 2019 | Seahawks | 2 | 2 | 7 | 5 | 2 | 0 | 0 | 0.0 | 0.0 | 0 | 0 | 0 | 0 | 1 | 0 | 0 | 0 | 0 | 0 | 0 | 0 | 0 | 0 | 0 | 0 | |
| 2020 | Seahawks | 1 | 1 | 1 | 1 | 0 | 0 | 0 | 0.0 | 0.0 | 0 | 0 | 0 | 0 | 0 | 0 | 0 | 0 | 0 | 0 | 0 | 0 | 0 | 0 | 0 | 0 | |
| NFL TOTALS | | 4 | 4 | 12 | 10 | 2 | 0 | 0 | 0.0 | 0.0 | 0 | 0 | 0 | 0 | 3 | 0 | 0 | 0 | 0 | 0 | 0 | 0 | 0 | 0 | 0 | 0 | |

SINGLE-GAME HIGHS: DEFENSIVE

| | | | |
|------------------------|---|----------------------------------|---|
| Total Tackles | 11 vs. Dallas Cowboys, Sep 27, 2020 10 at Green Bay Packers, Sep 10, 2017 | Tackles For Loss | 1 vs. Los Angeles Rams, Dec 27, 2020 1 vs. New York Giants, Dec 06, 2020 ...7 more at 1. |
| Sacks | 1.0 at Dallas Cowboys, Dec 24, 2017 | Interceptions | 2 at Chicago Bears, Sep 17, 2018 1 at Washington, Dec 20, 2020 ...3 more at 1. |
| Passes Defensed | 3 at Miami Dolphins, Oct 04, 2020 3 at Cleveland Browns, Oct 13, 2019 ...2 more at 3. | Interception Return Yards | 16 at Miami Dolphins, Oct 04, 2020 8 at Chicago Bears, Sep 17, 2018 1 at Tennessee Titans, Sep 24, 2017 |
| Forced Fumbles | 1 vs. Buffalo Bills, Nov 07, 2021 | Special Teams Tackles | |

SINGLE-GAME HIGHS - POSTSEASON: DEFENSIVE

| | | | |
|----------------------|---|------------------------|---|
| Total Tackles | 4 at Philadelphia Eagles, Jan 05, 2020 4 at Dallas Cowboys, Jan 05, 2019 | Passes Defensed | 2 at Dallas Cowboys, Jan 05, 2019 1 at Green Bay Packers, Jan 12, 2020 |
|----------------------|---|------------------------|---|

2021 GAME-BY-GAME REGULAR-SEASON STATISTICS (JAGUARS)

| DATE | OPPONENT | P/S | TACKLES | | | | | | | INTERCEPTIONS | | | | | O. FUMB | | | | ST | | | | MISC | | | | | | | | | | |
|--------------------|--------------|-----|-----------|-----------|----------|------------|------------|----------|----------|---------------|----------|----------|----------|----------|----------|----------|----------|----------|----------|----------|----------|----------|----------|----------|----------|----------|----------|----------|----------|----------|----------|----------|-------------|
| | | | TK | S | A | SK | YDS | TFL | YDS | QBH | NO | YDS | LG | TD | PD | FF | FR | TD | YDS | TK | S | A | FF | FR | S | A | W/L | SCORE | | | | | |
| 09/12 | at Texans | S | 4 | 3 | 1 | 0.0 | 0.0 | 0 | 0 | 0 | 0 | 0 | 0 | 0 | 1 | 0 | 0 | 0 | 0 | 0 | 0 | 0 | 0 | 0 | 0 | L | 21-37 | | | | | | |
| 09/19 | Broncos | S | 5 | 3 | 2 | 0.0 | 0.0 | 0 | 0 | 0 | 0 | 0 | 0 | 0 | 1 | 0 | 0 | 0 | 0 | 0 | 0 | 0 | 0 | 0 | 0 | L | 13-23 | | | | | | |
| 09/26 | Cardinals | S | 6 | 5 | 1 | 0.0 | 0.0 | 0 | 0 | 0 | 0 | 0 | 0 | 0 | 0 | 0 | 0 | 0 | 0 | 0 | 0 | 0 | 0 | 0 | 0 | L | 19-31 | | | | | | |
| 09/30 | at Bengals | S | 4 | 4 | 0 | 0.0 | 0.0 | 0 | 0 | 0 | 0 | 0 | 0 | 0 | 1 | 0 | 0 | 0 | 0 | 0 | 0 | 0 | 0 | 0 | 0 | L | 21-24 | | | | | | |
| 10/10 | Titans | S | 3 | 2 | 1 | 0.0 | 0.0 | 0 | 0 | 0 | 0 | 0 | 0 | 0 | 1 | 0 | 0 | 0 | 0 | 0 | 0 | 0 | 0 | 0 | 0 | L | 19-37 | | | | | | |
| 10/17 | Dolphins | S | 4 | 4 | 0 | 0.0 | 0.0 | 0 | 0 | 0 | 0 | 0 | 0 | 0 | 0 | 0 | 0 | 0 | 0 | 0 | 0 | 0 | 0 | 0 | 0 | W | 23-20 | | | | | | |
| 10/31 | at Seahawks | S | 3 | 1 | 2 | 0.0 | 0.0 | 0 | 0 | 0 | 0 | 0 | 0 | 0 | 0 | 0 | 0 | 0 | 0 | 0 | 0 | 0 | 0 | 0 | 0 | L | 7-31 | | | | | | |
| 11/07 | Bills | S | 3 | 2 | 1 | 0.0 | 0.0 | 0 | 0 | 0 | 0 | 0 | 0 | 0 | 0 | 1 | 0 | 0 | 0 | 0 | 0 | 0 | 0 | 0 | 0 | W | 9-6 | | | | | | |
| 11/14 | at Colts | S | 3 | 3 | 0 | 0.0 | 0.0 | 0 | 0 | 0 | 0 | 0 | 0 | 0 | 1 | 0 | 0 | 0 | 0 | 0 | 0 | 0 | 0 | 0 | 0 | L | 17-23 | | | | | | |
| 11/21 | 49ers | S | 1 | 0 | 1 | 0.0 | 0.0 | 0 | 0 | 0 | 1 | 0 | 0 | 0 | 0 | 0 | 0 | 0 | 0 | 0 | 0 | 0 | 0 | 0 | 0 | L | 10-30 | | | | | | |
| 11/28 | Falcons | | | | | | | | | | | | | | | | | | | | | | | | | L | 14-21 | | | | | | |
| 12/05 | at Rams | | | | | | | | | | | | | | | | | | | | | | | | | L | 7-37 | | | | | | |
| 12/12 | at Titans | S | 4 | 4 | 0 | 0.0 | 0.0 | 0 | 0 | 1 | 0 | 0 | 0 | 0 | 0 | 0 | 0 | 0 | 0 | 0 | 0 | 0 | 0 | 0 | 0 | L | 0-20 | | | | | | |
| 2021 TOTALS | 11-11 | | 40 | 31 | 9 | 0.0 | 0.0 | 0 | 0 | 2 | 0 | 0 | 0 | 0 | 5 | 1 | 0 | 0 | 0 | 0 | 0 | 0 | 0 | 0 | 0 | 0 | 0 | 0 | 0 | 0 | 0 | 0 | 2-11 |

2020 GAME-BY-GAME REGULAR-SEASON STATISTICS (SEAHAWKS)

| DATE | OPPONENT | P/S | TACKLES | | | | | | | INTERCEPTIONS | | | | | O. FUMB | | | | ST | | | | MISC | | | | | | | | | |
|--------------------|---------------|-----|-----------|-----------|-----------|------------|------------|----------|----------|---------------|----------|-----------|-----------|----------|-----------|----------|----------|----------|----------|----------|----------|----------|----------|----------|----------|----------|----------|----------|----------|----------|----------|-------------|
| | | | TK | S | A | SK | YDS | TFL | YDS | QBH | NO | YDS | LG | TD | PD | FF | FR | TD | YDS | TK | S | A | FF | FR | S | A | W/L | SCORE | | | | |
| 09/13 | at Falcons | S | 7 | 4 | 3 | 0.0 | 0.0 | 0 | 0 | 0 | 0 | 0 | 0 | 0 | 1 | 0 | 0 | 0 | 0 | 0 | 0 | 0 | 0 | 0 | 0 | W | 38-25 | | | | | |
| 09/20 | Patriots | S | 3 | 3 | 0 | 0.0 | 0.0 | 0 | 0 | 0 | 0 | 0 | 0 | 0 | 0 | 0 | 0 | 0 | 0 | 0 | 0 | 0 | 0 | 0 | 0 | W | 35-30 | | | | | |
| 09/27 | Cowboys | S | 11 | 11 | 0 | 0.0 | 0.0 | 0 | 0 | 0 | 1 | 4 | 4 | 0 | 1 | 0 | 0 | 0 | 0 | 0 | 0 | 0 | 0 | 0 | 0 | W | 38-31 | | | | | |
| 10/04 | at Dolphins | S | 1 | 0 | 1 | 0.0 | 0.0 | 0 | 0 | 0 | 1 | 16 | 16 | 0 | 3 | 0 | 0 | 0 | 0 | 0 | 0 | 0 | 0 | 0 | 0 | W | 31-23 | | | | | |
| 10/11 | Vikings | S | 8 | 7 | 1 | 0.0 | 0.0 | 0 | 0 | 0 | 0 | 0 | 0 | 2 | 0 | 0 | 0 | 0 | 0 | 0 | 0 | 0 | 0 | 0 | 0 | W | 27-26 | | | | | |
| 10/25 | at Cardinals | S | 4 | 3 | 1 | 0.0 | 0.0 | 0 | 0 | 0 | 0 | 0 | 0 | 0 | 0 | 0 | 0 | 0 | 0 | 0 | 0 | 0 | 0 | 0 | 0 | L | 34-37+ | | | | | |
| 11/01 | 49ers | | | | | | | | | | | | | | | | | | | | | | | | | W | 37-27 | | | | | |
| 11/08 | at Bills | | | | | | | | | | | | | | | | | | | | | | | | | L | 34-44 | | | | | |
| 11/15 | at Rams | | | | | | | | | | | | | | | | | | | | | | | | | L | 16-23 | | | | | |
| 11/19 | Cardinals | | | | | | | | | | | | | | | | | | | | | | | | | W | 28-21 | | | | | |
| 11/30 | at Eagles | S | 4 | 3 | 1 | 0.0 | 0.0 | 0 | 0 | 0 | 0 | 0 | 0 | 0 | 1 | 0 | 0 | 0 | 0 | 0 | 0 | 0 | 0 | 0 | 0 | W | 23-17 | | | | | |
| 12/06 | Giants | S | 5 | 4 | 1 | 0.0 | 0.0 | 1 | 2 | 0 | 0 | 0 | 0 | 0 | 0 | 0 | 0 | 0 | 0 | 0 | 0 | 0 | 0 | 0 | 0 | L | 12-17 | | | | | |
| 12/13 | Jets | S | 3 | 3 | 0 | 0.0 | 0.0 | 0 | 0 | 0 | 0 | 0 | 0 | 0 | 1 | 0 | 0 | 0 | 0 | 0 | 0 | 0 | 0 | 0 | 0 | W | 40-3 | | | | | |
| 12/20 | at Washington | S | 4 | 4 | 0 | 0.0 | 0.0 | 0 | 0 | 0 | 1 | 0 | 0 | 0 | 2 | 0 | 0 | 0 | 0 | 0 | 0 | 0 | 0 | 0 | 0 | W | 20-15 | | | | | |
| 12/27 | Rams | S | 7 | 5 | 2 | 0.0 | 0.0 | 1 | 0 | 0 | 0 | 0 | 0 | 0 | 1 | 0 | 0 | 0 | 0 | 0 | 0 | 0 | 0 | 0 | 0 | W | 20-9 | | | | | |
| 01/03 | at 49ers | S | 6 | 6 | 0 | 0.0 | 0.0 | 0 | 0 | 0 | 0 | 0 | 0 | 0 | 0 | 0 | 0 | 0 | 0 | 0 | 0 | 0 | 0 | 0 | 0 | W | 26-23 | | | | | |
| 2020 TOTALS | 12-12 | | 63 | 53 | 10 | 0.0 | 0.0 | 2 | 2 | 0 | 3 | 20 | 16 | 0 | 12 | 0 | 0 | 0 | 0 | 0 | 0 | 0 | 0 | 0 | 0 | 0 | 0 | 0 | 0 | 0 | 0 | 12-4 |

-- Overtime

2020 GAME-BY-GAME POSTSEASON STATISTICS (SEAHAWKS)

| DATE | OPPONENT | P/S | TACKLES | | | | | | | INTERCEPTIONS | | | | | O. FUMB | | | | ST | | | | MISC | | | | | | | | | |
|--------------------|------------|-----|----------|----------|----------|------------|------------|----------|----------|---------------|----------|----------|----------|----------|----------|----------|----------|----------|----------|----------|----------|----------|----------|----------|----------|----------|----------|----------|----------|----------|----------|------------|
| | | | TK | S | A | SK | YDS | TFL | YDS | QBH | NO | YDS | LG | TD | PD | FF | FR | TD | YDS | TK | S | A | FF | FR | S | A | W/L | SCORE | | | | |
| 01/09 | Rams | S | 1 | 1 | 0 | 0.0 | 0.0 | 0 | 0 | 0 | 0 | 0 | 0 | 0 | 0 | 0 | 0 | 0 | 0 | 0 | 0 | 0 | 0 | 0 | 0 | L | 20-30 | | | | | |
| 2020 TOTALS | 1-1 | | 1 | 1 | 0 | 0.0 | 0.0 | 0 | 0 | 0 | 0 | 0 | 0 | 0 | 0 | 0 | 0 | 0 | 0 | 0 | 0 | 0 | 0 | 0 | 0 | 0 | 0 | 0 | 0 | 0 | 0 | 0-1 |





DAVON HAMILTON | 52



POSITION: DEFENSIVE TACKLE
HT: 6-4 | **WT:** 335 | **DOB:** 2-1-1997
COLLEGE: OHIO STATE
HOMETOWN: PICKERINGTON, OHIO
ACQ: D3-'20
EXP: 2nd YEAR

@dmhamilton53

@davonhamilton53

KEY TRANSACTIONS

- Originally drafted by Jacksonville in the third round (73rd overall) of the 2020 draft

PRO

2021 (Jaguars)

- 12/12 at TEN:** Saw action on defense and posted four solo tackles
- 12/5 at LAR:** Inactive
- 11/28 vs. ATL:** Saw action on defense
- 11/21 vs. S.F.:** Saw action on defense and totaled two tackles
- 11/14 at IND:** Saw action on defense and recorded two tackles, including 1.0 sack
- 11/7 vs. BUF:** Saw action on defense and recorded one total tackle
- 10/31 at SEA:** Started at defensive tackle and recorded one total tackle
- 10/17 vs. MIA:** Saw action on defense
- 10/10 vs. TEN:** Started at defensive tackle and tied for a team-high seven total tackles (five solo) and one pass defended
- 9/30 at CIN:** Saw action on the defensive line and totaled three tackles (two solo)
- 9/26 vs. ARI:** Started at defensive tackle and recorded one total tackle
- 9/19 vs. DEN:** Saw action along the defensive line and recorded five total tackles (three solo)
- 9/12 at HOU:** Started at defensive tackle and saw action on special teams... Recorded four total tackles

2020 (Jaguars)

- Saw action in 11 games during his rookie campaign, starting five, and totaled 30 tackles (14 solo), 1.0 sack, one fumble recovery, one pass defense and one tackle for loss... Placed on injured reserve on Dec. 5 with a knee injury
- 10/4 at CIN:** Saw action at defensive tackle and collected a career-high five tackles
- 10/25 at LAC:** Started at defensive end and posted a career-high eight tackles, including one tackle for loss, and two quarterback hits

COLLEGE

- Played in 54 games with 17 starts during four seasons in Columbus, accumulating 21 tackles for loss and 7.0 sacks
- Competed at the 2020 Senior Bowl
- Posted 33 reps on the bench press at the 2020 Combine, the most of any defensive lineman

PERSONAL

- Named First-Team Associated Press All-State in 2014 after a 67-tackle, 13-tackle-for-loss season while helping Pickerington to an 11-1 record and into the second round of the state playoffs
- Named the Ohio Capital Conference's Ohio Division Player of the Year and Division I Central District Player of the Year as a senior
- Son of Sabrina and Damian Hamilton
- Younger brother, Ty, will be a sophomore at Ohio State this year

DAVON HAMILTON'S NFL REGULAR SEASON DEFENSIVE STATISTICS

| DATE | TEAM | GP | TACKLES | | | | | | | INTERCEPTIONS | | | | | O. FUMB | | | | ST | | | | MISC | | | | | |
|-------------------|---------|-----------|-----------|-----------|-----------|-----------|----------|-----------|------------|---------------|----------|----------|----------|----------|----------|----------|----------|----------|----------|----------|----------|----------|----------|----------|----------|----------|----------|---|
| | | | GS | TK | S | A | TFL | YDS | SK | YDS | QBH | NO | YDS | LG | TD | PD | FF | FR | TD | YDS | TK | S | A | FF | FR | S | A | |
| 2020 | Jaguars | 11 | 6 | 30 | 14 | 16 | 2 | 11 | 1.0 | 10.0 | 5 | 0 | 0 | 0 | 0 | 1 | 0 | 1 | 0 | 0 | 0 | 0 | 0 | 0 | 0 | 0 | 0 | 0 |
| 2021 | Jaguars | 12 | 6 | 30 | 15 | 15 | 1 | 12 | 1.0 | 12.0 | 2 | 0 | 0 | 0 | 0 | 1 | 0 | 0 | 0 | 0 | 0 | 0 | 0 | 0 | 0 | 0 | 0 | |
| NFL TOTALS | | 23 | 12 | 60 | 29 | 31 | 3 | 23 | 2.0 | 22.0 | 7 | 0 | 0 | 0 | 0 | 2 | 0 | 1 | 0 | 0 | 0 | 0 | 0 | 0 | 0 | 0 | 0 | |

SINGLE-GAME HIGHS: DEFENSIVE

| | | | |
|------------------------|---|--------------------------|--|
| Total Tackles | 8 at Los Angeles Chargers, Oct 25, 2020 7 vs. Tennessee Titans, Oct 10, 2021 | Fumble Recoveries | 1 vs. Houston Texans, Nov 08, 2020 |
| Sacks | 1.0 at Indianapolis Colts, Nov 14, 2021 1.0 at Green Bay Packers, Nov 15, 2020 | Tackles For Loss | 1 at Indianapolis Colts, Nov 14, 2021 1 at Green Bay Packers, Nov 15, 2020 ...1 more at 1. |
| Passes Defensed | 1 vs. Tennessee Titans, Oct 10, 2021 1 at Green Bay Packers, Nov 15, 2020 | | |



2021 GAME-BY-GAME REGULAR-SEASON STATISTICS (JAGUARS)

| DATE | OPPONENT | P/S | TACKLES | | | | | | | INTERCEPTIONS | | | | | O. FUMB | | | | ST | | | | MISC | | SCORE | | |
|--------------------|-------------|-----|-------------|-----------|-----------|-----------|------------|-------------|----------|---------------|----------|----------|----------|----------|----------|----------|----------|----------|----------|----------|----------|----------|----------|----------|----------|-------------|-------|
| | | | TK | S | A | SK | YDS | TFL | YDS | QBH | NO | YDS | LG | TD | PD | FF | FR | TD | YDS | TK | S | A | FF | FR | | S | A |
| 09/12 | at Texans | S | 4 | 0 | 4 | 0.0 | 0.0 | 0 | 0 | 0 | 0 | 0 | 0 | 0 | 0 | 0 | 0 | 0 | 0 | 0 | 0 | 0 | 0 | 0 | 0 | L | 21-37 |
| 09/19 | Broncos | P | 5 | 3 | 2 | 0.0 | 0.0 | 0 | 0 | 0 | 0 | 0 | 0 | 0 | 0 | 0 | 0 | 0 | 0 | 0 | 0 | 0 | 0 | 0 | L | 13-23 | |
| 09/26 | Cardinals | S | 1 | 0 | 1 | 0.0 | 0.0 | 0 | 0 | 0 | 0 | 0 | 0 | 0 | 0 | 0 | 0 | 0 | 0 | 0 | 0 | 0 | 0 | 0 | L | 19-31 | |
| 09/30 | at Bengals | P | 3 | 2 | 1 | 0.0 | 0.0 | 0 | 0 | 0 | 0 | 0 | 0 | 0 | 0 | 0 | 0 | 0 | 0 | 0 | 0 | 0 | 0 | 0 | L | 21-24 | |
| 10/10 | Titans | S | 7 | 4 | 3 | 0.0 | 0.0 | 0 | 0 | 0 | 0 | 0 | 0 | 0 | 1 | 0 | 0 | 0 | 0 | 0 | 0 | 0 | 0 | 0 | L | 19-37 | |
| 10/17 | Dolphins | P | 0 | 0 | 0 | 0.0 | 0.0 | 0 | 0 | 0 | 0 | 0 | 0 | 0 | 0 | 0 | 0 | 0 | 0 | 0 | 0 | 0 | 0 | 0 | W | 23-20 | |
| 10/31 | at Seahawks | S | 1 | 0 | 1 | 0.0 | 0.0 | 0 | 0 | 0 | 0 | 0 | 0 | 0 | 0 | 0 | 0 | 0 | 0 | 0 | 0 | 0 | 0 | 0 | L | 7-31 | |
| 11/07 | Bills | P | 1 | 0 | 1 | 0.0 | 0.0 | 0 | 0 | 0 | 0 | 0 | 0 | 0 | 0 | 0 | 0 | 0 | 0 | 0 | 0 | 0 | 0 | 0 | W | 9-6 | |
| 11/14 | at Colts | P | 2 | 2 | 0 | 1.0 | 12.0 | 1 | 12 | 1 | 0 | 0 | 0 | 0 | 0 | 0 | 0 | 0 | 0 | 0 | 0 | 0 | 0 | 0 | L | 17-23 | |
| 11/21 | 49ers | S | 2 | 0 | 2 | 0.0 | 0.0 | 0 | 0 | 0 | 0 | 0 | 0 | 0 | 0 | 0 | 0 | 0 | 0 | 0 | 0 | 0 | 0 | 0 | L | 10-30 | |
| 11/28 | Falcons | S | 0 | 0 | 0 | 0.0 | 0.0 | 0 | 0 | 1 | 0 | 0 | 0 | 0 | 0 | 0 | 0 | 0 | 0 | 0 | 0 | 0 | 0 | 0 | L | 14-21 | |
| 12/05 | at Rams | | | | | | | | | | INACTIVE | | | | | | | | | | | | | L | 7-37 | | |
| 12/12 | at Titans | P | 4 | 4 | 0 | 0.0 | 0.0 | 0 | 0 | 0 | 0 | 0 | 0 | 0 | 0 | 0 | 0 | 0 | 0 | 0 | 0 | 0 | 0 | 0 | L | 0-20 | |
| 2021 TOTALS | | | 12-6 | 30 | 15 | 15 | 1.0 | 12.0 | 1 | 12 | 2 | 0 | 0 | 0 | 0 | 1 | 0 | 0 | 0 | 0 | 0 | 0 | 0 | 0 | 0 | 2-11 | |

2020 GAME-BY-GAME REGULAR-SEASON STATISTICS (JAGUARS)

| DATE | OPPONENT | P/S | TACKLES | | | | | | | INTERCEPTIONS | | | | | O. FUMB | | | | ST | | | | MISC | | SCORE | |
|--------------------|-------------|-----|-------------|-----------|-----------|-----------|------------|-------------|----------|---------------|-----------------|----------|----------|----------|----------|----------|----------|----------|----------|----------|----------|----------|----------|----------|-------------|-------|
| | | | TK | S | A | SK | YDS | TFL | YDS | QBH | NO | YDS | LG | TD | PD | FF | FR | TD | YDS | TK | S | A | FF | FR | | S |
| 09/13 | Colts | P | 2 | 2 | 0 | 0.0 | 0.0 | 0 | 0 | 0 | 0 | 0 | 0 | 0 | 0 | 0 | 0 | 0 | 0 | 0 | 0 | 0 | 0 | 0 | W | 27-20 |
| 09/20 | at Titans | P | 3 | 0 | 3 | 0.0 | 0.0 | 0 | 0 | 0 | 0 | 0 | 0 | 0 | 0 | 0 | 0 | 0 | 0 | 0 | 0 | 0 | 0 | 0 | L | 30-33 |
| 09/24 | Dolphins | P | 2 | 1 | 1 | 0.0 | 0.0 | 0 | 0 | 0 | 0 | 0 | 0 | 0 | 0 | 0 | 0 | 0 | 0 | 0 | 0 | 0 | 0 | 0 | L | 13-31 |
| 10/04 | at Bengals | P | 5 | 1 | 4 | 0.0 | 0.0 | 0 | 0 | 2 | 0 | 0 | 0 | 0 | 0 | 0 | 0 | 0 | 0 | 0 | 0 | 0 | 0 | 0 | L | 25-33 |
| 10/11 | at Texans | P | 1 | 0 | 1 | 0.0 | 0.0 | 0 | 0 | 0 | 0 | 0 | 0 | 0 | 0 | 0 | 0 | 0 | 0 | 0 | 0 | 0 | 0 | 0 | L | 14-30 |
| 10/18 | Lions | S | 2 | 1 | 1 | 0.0 | 0.0 | 0 | 0 | 0 | 0 | 0 | 0 | 0 | 0 | 0 | 0 | 0 | 0 | 0 | 0 | 0 | 0 | 0 | L | 16-34 |
| 10/25 | at Chargers | S | 8 | 4 | 4 | 0.0 | 0.0 | 1 | 1 | 2 | 0 | 0 | 0 | 0 | 0 | 0 | 0 | 0 | 0 | 0 | 0 | 0 | 0 | 0 | L | 29-39 |
| 11/08 | Texans | S | 1 | 0 | 1 | 0.0 | 0.0 | 0 | 0 | 0 | 0 | 0 | 0 | 0 | 0 | 0 | 1 | 0 | 0 | 0 | 0 | 0 | 0 | 0 | L | 25-27 |
| 11/15 | at Packers | S | 4 | 4 | 0 | 1.0 | 10.0 | 1 | 10 | 1 | 0 | 0 | 0 | 0 | 1 | 0 | 0 | 0 | 0 | 0 | 0 | 0 | 0 | 0 | L | 20-24 |
| 11/22 | Steelers | S | 1 | 0 | 1 | 0.0 | 0.0 | 0 | 0 | 0 | 0 | 0 | 0 | 0 | 0 | 0 | 0 | 0 | 0 | 0 | 0 | 0 | 0 | 0 | L | 3-27 |
| 11/29 | Browns | S | 1 | 1 | 0 | 0.0 | 0.0 | 0 | 0 | 0 | 0 | 0 | 0 | 0 | 0 | 0 | 0 | 0 | 0 | 0 | 0 | 0 | 0 | 0 | L | 25-27 |
| 12/06 | at Vikings | | | | | | | | | | INJURED RESERVE | | | | | | | | | | | | | L | 24-27+ | |
| 12/13 | Titans | | | | | | | | | | INJURED RESERVE | | | | | | | | | | | | | L | 10-31 | |
| 12/20 | at Ravens | | | | | | | | | | INJURED RESERVE | | | | | | | | | | | | | L | 14-40 | |
| 12/27 | Bears | | | | | | | | | | INJURED RESERVE | | | | | | | | | | | | | L | 17-41 | |
| 01/03 | at Colts | | | | | | | | | | INJURED RESERVE | | | | | | | | | | | | | L | 14-28 | |
| 2020 TOTALS | | | 11-6 | 30 | 14 | 16 | 1.0 | 10.0 | 2 | 11 | 5 | 0 | 0 | 0 | 0 | 1 | 0 | 1 | 0 | 0 | 0 | 0 | 0 | 0 | 1-15 | |

+ - Overtime





TRE HERNDON | 37



POSITION: CORNERBACK
HT: 5-11 | **WT:** 190 | **DOB:** 3-5-1996
COLLEGE: VANDERBILT
HOMETOWN: CHATTANOOGA, TENN.
ACQ: FA-'18
EXP: 4th YEAR

@_423hern
 @423hern_

KEY TRANSACTIONS

- Originally signed by Jacksonville as an undrafted rookie on 4/30/18

PRO

2021 (Jaguars)

- 12/12 at TEN: Inactive
- 12/5 at LAR: Saw action on special teams
- 11/28 vs. ATL: Saw action on special teams
- 11/21 vs. S.F.: Inactive
- 11/14 at IND: Inactive
- 11/7 vs. BUF: Inactive
- 10/31 at SEA: Saw action on defense and special teams
- 10/17 vs. MIA: Started at nickel cornerback and recorded five total tackles (three solo), including one tackle for loss
- 10/10 vs. TEN: Saw action at cornerback and recorded three total tackles (two solo)
- 9/30 at CIN: Started at nickel in his first game of the 2021 season... Recorded five solo tackles
- 9/26 vs. ARI: Inactive (knee)
- 9/19 vs. DEN: Inactive (knee)
- 9/12 at HOU: Inactive (knee)

2020 (Jaguars)

- Saw action in all 16 games on the year, starting in 12... Amassed a career-high 76 tackles (64 solo), five passes defended and 1.0 sack
- 11/22 vs. PIT: Started at cornerback and notched a season-high seven tackles and one pass defended
- 12/13 vs. TEN: Started at cornerback, tying a career-best nine tackles (seven solo) and notched one pass defended

2019 (Jaguars)

- Appeared in all 16 games, making 14 starts and led the team in both passes defended (13) and INTs (three)... Also amassed 54 tackles (41 solo)
- 9/15 at HOU: Recorded his first career start at cornerback, registering four tackles (three solo) and one pass defended
- 12/22 at ATL: Started and posted three solo tackles, two passes defended and one INT

2018 (Jaguars)

- Tallied seven tackles (six solo) in 11 appearances
- 9/9 at NYG: Saw action on special teams and recorded one special teams tackle in his NFL debut

COLLEGE

- Played both outside cornerback and nickel back for the Commodores
- Appeared in 48 career games with 36 starts and totaled 126 tackles (93 solo), 25 passes defended, 2.5 tackles for a loss, 2.0 sacks and two INTs
- Started 29 consecutive games starting his sophomore to senior season

PERSONAL

- Three-year starter at East Hamilton (Chattanooga, Tenn.) High School where he helped the Hurricanes to a 10-3 record and 5A state playoffs in his senior year
- Named to Chattanooga Times-Free Press' "Best of Preps Team" and sportswriters' first-team all-state squad
- First football player from East Hamilton High School to sign a SEC scholarship
- Engaged to his fiancé, Treyleana, on July 17, 2021
- Son of Sabrina and Willie Herndon Jr.
- Has two dogs, a hound mix named Rambo and an American bull dog named Ali
- Herndon, along with his fiancé, Treyleana, donated 10,000 meals to Feeding Northeast Florida to those in need during COVID-19

TRE HERNDON'S NFL REGULAR SEASON DEFENSIVE STATISTICS

| DATE | TEAM | GP | GS | TACKLES | | | | | | INTERCEPTIONS | | | | | | O. FUMB | | | | ST | | | | MISC | | | | | | |
|-------------------|---------|-----------|-----------|------------|------------|-----------|----------|-----------|------------|---------------|----------|----------|----------|----------|----------|-----------|----------|----------|----------|----------|----------|----------|----------|----------|----------|----------|----------|----------|----------|----------|
| | | | | TK | S | A | TFL | YDS | SK | YDS | QBH | NO | YDS | LG | TD | PD | FF | FR | TD | YDS | TK | S | A | FF | FR | S | A | | | |
| 2018 | Jaguars | 11 | 0 | 7 | 6 | 1 | 0 | 0 | 0.0 | 0.0 | 0 | 0 | 0 | 0 | 0 | 0 | 0 | 0 | 0 | 0 | 0 | 0 | 0 | 6 | 4 | 2 | 0 | 0 | 0 | 0 |
| 2019 | Jaguars | 16 | 14 | 54 | 41 | 13 | 1 | 5 | 0.0 | 0.0 | 0 | 3 | 0 | 0 | 0 | 13 | 0 | 0 | 0 | 0 | 0 | 0 | 0 | 1 | 1 | 0 | 0 | 0 | 0 | 0 |
| 2020 | Jaguars | 16 | 12 | 76 | 64 | 12 | 4 | 16 | 1.0 | 8.0 | 2 | 0 | 0 | 0 | 0 | 5 | 0 | 0 | 0 | 0 | 0 | 0 | 0 | 0 | 0 | 0 | 0 | 0 | 0 | 0 |
| 2021 | Jaguars | 6 | 2 | 13 | 10 | 3 | 1 | 0 | 0.0 | 0.0 | 0 | 0 | 0 | 0 | 0 | 0 | 0 | 0 | 0 | 0 | 0 | 0 | 0 | 0 | 0 | 0 | 0 | 0 | 0 | 0 |
| NFL TOTALS | | 49 | 28 | 150 | 121 | 29 | 6 | 21 | 1.0 | 8.0 | 2 | 3 | 0 | 0 | 0 | 18 | 0 | 0 | 0 | 0 | 0 | 0 | 0 | 7 | 5 | 2 | 0 | 0 | 0 | 0 |



SINGLE-GAME HIGHS: DEFENSIVE

Total Tackles 9 vs. Tennessee Titans, Dec 13, 2020
 9 at Minnesota Vikings, Dec 06, 2020
 ...1 more at 9.

Sacks 1.0 vs. Houston Texans, Nov 08, 2020

Passes Defensed 2 at Atlanta Falcons, Dec 22, 2019
 2 at Indianapolis Colts, Nov 17, 2019
 ...2 more at 2.

Tackles For Loss 2 vs. Houston Texans, Nov 08, 2020
 1 vs. Miami Dolphins, Oct 17, 2021
 ...3 more at 1.

Interceptions 2 vs. New York Jets, Oct 27, 2019
 1 at Atlanta Falcons, Dec 22, 2019

Special Teams Tackles 2 vs. Tennessee Titans, Sep 23, 2018
 1 vs. New York Jets, Oct 27, 2019
 ...4 more at 1.

2021 GAME-BY-GAME REGULAR-SEASON STATISTICS (JAGUARS)

| DATE | OPPONENT | P/S | TACKLES | | | | | | | INTERCEPTIONS | | | | | O. FUMB | | | | ST | | | | MISC | | W/L | SCORE | | |
|--------------------|-------------|-----|------------|-----------|-----------|----------|------------|------------|----------|---------------|----------|----------|----------|----------|----------|----------|----------|----------|----------|----------|----------|----------|----------|----------|----------|----------|-------------|-------|
| | | | TK | S | A | SK | YDS | TFL | YDS | QBH | NO | YDS | LG | TD | PD | FF | FR | TD | YDS | TK | S | A | FF | FR | | | S | A |
| 09/12 | at Texans | | | | | | | | | | | | | | | | | | | | | | | | | | L | 21-37 |
| 09/19 | Broncos | | | | | | | | | | | | | | | | | | | | | | | | | | L | 13-23 |
| 09/26 | Cardinals | | | | | | | | | | | | | | | | | | | | | | | | | | L | 19-31 |
| 09/30 | at Bengals | S | 5 | 5 | 0 | 0.0 | 0.0 | 0 | 0 | 0 | 0 | 0 | 0 | 0 | 0 | 0 | 0 | 0 | 0 | 0 | 0 | 0 | 0 | 0 | 0 | 0 | L | 21-24 |
| 10/10 | Titans | P | 3 | 2 | 1 | 0.0 | 0.0 | 0 | 0 | 0 | 0 | 0 | 0 | 0 | 0 | 0 | 0 | 0 | 0 | 0 | 0 | 0 | 0 | 0 | 0 | 0 | L | 19-37 |
| 10/17 | Dolphins | S | 5 | 3 | 2 | 0.0 | 0.0 | 1 | 0 | 0 | 0 | 0 | 0 | 0 | 0 | 0 | 0 | 0 | 0 | 0 | 0 | 0 | 0 | 0 | 0 | 0 | W | 23-20 |
| 10/31 | at Seahawks | P | 0 | 0 | 0 | 0.0 | 0.0 | 0 | 0 | 0 | 0 | 0 | 0 | 0 | 0 | 0 | 0 | 0 | 0 | 0 | 0 | 0 | 0 | 0 | 0 | 0 | L | 7-31 |
| 11/07 | Bills | | | | | | | | | | | | | | | | | | | | | | | | | | W | 9-6 |
| 11/14 | at Colts | | | | | | | | | | | | | | | | | | | | | | | | | | L | 17-23 |
| 11/21 | 49ers | | | | | | | | | | | | | | | | | | | | | | | | | | L | 10-30 |
| 11/28 | Falcons | P | 0 | 0 | 0 | 0.0 | 0.0 | 0 | 0 | 0 | 0 | 0 | 0 | 0 | 0 | 0 | 0 | 0 | 0 | 0 | 0 | 0 | 0 | 0 | 0 | 0 | L | 14-21 |
| 12/05 | at Rams | P | 0 | 0 | 0 | 0.0 | 0.0 | 0 | 0 | 0 | 0 | 0 | 0 | 0 | 0 | 0 | 0 | 0 | 0 | 0 | 0 | 0 | 0 | 0 | 0 | 0 | L | 7-37 |
| 12/12 | at Titans | | | | | | | | | | | | | | | | | | | | | | | | | | L | 0-20 |
| 2021 TOTALS | | | 6-2 | 13 | 10 | 3 | 0.0 | 0.0 | 1 | 0 | 0 | 0 | 0 | 0 | 0 | 0 | 0 | 0 | 0 | 0 | 0 | 0 | 0 | 0 | 0 | 0 | 2-11 | |

2020 GAME-BY-GAME REGULAR-SEASON STATISTICS (JAGUARS)

| DATE | OPPONENT | P/S | TACKLES | | | | | | | INTERCEPTIONS | | | | | O. FUMB | | | | ST | | | | MISC | | W/L | SCORE | | |
|--------------------|-------------|-----|--------------|-----------|-----------|-----------|------------|------------|----------|---------------|----------|----------|----------|----------|----------|----------|----------|----------|----------|----------|----------|----------|----------|----------|----------|----------|-------------|--------|
| | | | TK | S | A | SK | YDS | TFL | YDS | QBH | NO | YDS | LG | TD | PD | FF | FR | TD | YDS | TK | S | A | FF | FR | | | S | A |
| 09/13 | Colts | S | 4 | 4 | 0 | 0.0 | 0.0 | 0 | 0 | 0 | 0 | 0 | 0 | 0 | 0 | 0 | 0 | 0 | 0 | 0 | 0 | 0 | 0 | 0 | 0 | 0 | W | 27-20 |
| 09/20 | at Titans | S | 2 | 2 | 0 | 0.0 | 0.0 | 0 | 0 | 0 | 0 | 0 | 0 | 0 | 0 | 0 | 0 | 0 | 0 | 0 | 0 | 0 | 0 | 0 | 0 | 0 | L | 30-33 |
| 09/24 | Dolphins | S | 5 | 5 | 0 | 0.0 | 0.0 | 0 | 0 | 0 | 0 | 0 | 0 | 0 | 0 | 0 | 0 | 0 | 0 | 0 | 0 | 0 | 0 | 0 | 0 | 0 | L | 13-31 |
| 10/04 | at Bengals | S | 2 | 2 | 0 | 0.0 | 0.0 | 0 | 0 | 0 | 0 | 0 | 0 | 0 | 0 | 0 | 0 | 0 | 0 | 0 | 0 | 0 | 0 | 0 | 0 | 0 | L | 25-33 |
| 10/11 | at Texans | S | 6 | 6 | 0 | 0.0 | 0.0 | 0 | 0 | 0 | 0 | 0 | 0 | 0 | 0 | 0 | 0 | 0 | 0 | 0 | 0 | 0 | 0 | 0 | 0 | 0 | L | 14-30 |
| 10/18 | Lions | P | 0 | 0 | 0 | 0.0 | 0.0 | 0 | 0 | 0 | 0 | 0 | 0 | 0 | 0 | 0 | 0 | 0 | 0 | 0 | 0 | 0 | 0 | 0 | 0 | 0 | L | 16-34 |
| 10/25 | at Chargers | P | 5 | 3 | 2 | 0.0 | 0.0 | 0 | 0 | 0 | 0 | 0 | 0 | 0 | 0 | 0 | 0 | 0 | 0 | 0 | 0 | 0 | 0 | 0 | 0 | 0 | L | 29-39 |
| 11/08 | Texans | P | 4 | 4 | 0 | 1.0 | 8.0 | 2 | 10 | 1 | 0 | 0 | 0 | 0 | 0 | 0 | 0 | 0 | 0 | 0 | 0 | 0 | 0 | 0 | 0 | 0 | L | 25-27 |
| 11/15 | at Packers | P | 6 | 4 | 2 | 0.0 | 0.0 | 1 | 3 | 0 | 0 | 0 | 0 | 0 | 0 | 0 | 0 | 0 | 0 | 0 | 0 | 0 | 0 | 0 | 0 | 0 | L | 20-24 |
| 11/22 | Steelers | S | 7 | 7 | 0 | 0.0 | 0.0 | 0 | 0 | 0 | 0 | 0 | 0 | 0 | 0 | 0 | 0 | 0 | 0 | 0 | 0 | 0 | 0 | 0 | 0 | 0 | L | 3-27 |
| 11/29 | Browns | S | 4 | 2 | 2 | 0.0 | 0.0 | 0 | 0 | 0 | 0 | 0 | 0 | 0 | 0 | 0 | 0 | 0 | 0 | 0 | 0 | 0 | 0 | 0 | 0 | 0 | L | 25-27 |
| 12/06 | at Vikings | S | 9 | 8 | 1 | 0.0 | 0.0 | 1 | 3 | 0 | 0 | 0 | 0 | 0 | 0 | 0 | 0 | 0 | 0 | 0 | 0 | 0 | 0 | 0 | 0 | 0 | L | 24-27+ |
| 12/13 | Titans | S | 9 | 7 | 2 | 0.0 | 0.0 | 0 | 0 | 0 | 0 | 0 | 0 | 0 | 0 | 0 | 0 | 0 | 0 | 0 | 0 | 0 | 0 | 0 | 0 | 0 | L | 10-31 |
| 12/20 | at Ravens | S | 3 | 2 | 1 | 0.0 | 0.0 | 0 | 0 | 0 | 0 | 0 | 0 | 0 | 0 | 0 | 0 | 0 | 0 | 0 | 0 | 0 | 0 | 0 | 0 | 0 | L | 14-40 |
| 12/27 | Bears | S | 2 | 1 | 1 | 0.0 | 0.0 | 0 | 0 | 1 | 0 | 0 | 0 | 0 | 0 | 0 | 0 | 0 | 0 | 0 | 0 | 0 | 0 | 0 | 0 | 0 | L | 17-41 |
| 01/03 | at Colts | S | 8 | 7 | 1 | 0.0 | 0.0 | 0 | 0 | 0 | 0 | 0 | 0 | 0 | 0 | 0 | 0 | 0 | 0 | 0 | 0 | 0 | 0 | 0 | 0 | 0 | L | 14-28 |
| 2020 TOTALS | | | 16-12 | 76 | 64 | 12 | 1.0 | 8.0 | 4 | 16 | 2 | 0 | 0 | 0 | 0 | 5 | 0 | 0 | 0 | 0 | 0 | 0 | 0 | 0 | 0 | 0 | 1-15 | |

+ - Overtime






JACOB HOLLISTER | 86



POSITION: TIGHT END
HT: 6-4 | **WT:** 245 | **DOB:** 11-18-1993
COLLEGE: WYOMING
HOMETOWN: BEAVERTON, ORE.
ACQ: FA-'21
EXP: 4th YEAR

 hollister_jacob

 jacobhollister

KEY TRANSACTIONS

- Originally signed by New England as an undrafted free agent on 5/5/17
- Traded to Seattle on 4/29/19
- Signed to Seattle's practice squad on 9/1/19
- Signed by Seattle on 10/12/19
- Signed by Buffalo as an unrestricted free agent on 3/22/21
- Claimed by Jacksonville on 9/3/21

PRO

2021 (Jaguars)

- **12/12 at TEN:** Inactive
- **12/5 at LAR:** Inactive
- **11/28 vs. ATL:** Inactive
- **11/21 vs. S.F.:** Inactive
- **11/14 at IND:** Inactive
- **11/7 vs. BUF:** Inactive
- **10/31 at SEA:** Inactive
- **10/17 vs. MIA:** Saw action at tight end
- **10/10 vs. TEN:** Started at tight end and caught his first touchdown as a Jaguar on a 1-yard TD reception on fourth and goal
- **9/30 at CIN:** Saw action at tight end and recorded one reception for 5 yards
- **9/26 vs. ARI:** Started at tight end and recorded two catches for 15 yards in Jaguars debut
- **9/19 vs. DEN:** Inactive
- **9/12 at HOU:** Inactive

2020 (Seahawks)

- Played in 16 games (five starts) and hauled in 25 receptions for 209 yards and three touchdowns
- **11/08 at Buf:** Recorded five receptions for 60 yards

2019 (Seahawks)

- Appeared in 11 games (three starts) and recorded 41 receptions for 349 yards and three touchdowns
- **12/22 Ari:** Recorded a career-high 64 yards on five receptions

2018 (Patriots)

- Saw action in eight games (one start) and hauled in four receptions for 52 yards

2017 (Patriots)

- Played in 15 games (one start) and recorded four receptions for 42 yards

COLLEGE

- Played in 30 games at Wyoming and caught 75 passes for 1,114 yards and 12 TDs
- As a senior, caught 32 passes for 515 yards and seven TDs
- Earned first-team all conference honors at Arizona Western Junior College

PERSONAL

- Helped lead Mountain View (Bend, Ore.) High School to the 5A state championship as the team's quarterback during senior season, giving the city of Bend its first state title since 1940.
- Born in Bend, Ore.

JACOB HOLLISTER'S NFL REGULAR SEASON RUSHING/RECEIVING STATISTICS

| DATE | TEAM | GP | GS | RECEIVING | | | | | RUSHING | | | | |
|-------------------|----------|-----------|-----------|-----------|------------|------------|-----------|----------|----------|----------|------------|----------|----------|
| | | | | NO. | YDS. | AVG. | LG | TD | NO. | YDS. | AVG. | LG | TD |
| 2017 | Patriots | 15 | 1 | 4 | 42 | 10.5 | 19 | 0 | 1 | 5 | 5.0 | 5 | 0 |
| 2018 | Patriots | 8 | 1 | 4 | 52 | 13.0 | 23 | 0 | 0 | 0 | 0.0 | 0 | 0 |
| 2019 | Seahawks | 11 | 3 | 41 | 349 | 8.5 | 22 | 3 | 0 | 0 | 0.0 | 0 | 0 |
| 2020 | Seahawks | 16 | 5 | 25 | 209 | 8.4 | 20 | 3 | 0 | 0 | 0.0 | 0 | 0 |
| 2021 | Jaguars | 4 | 2 | 4 | 21 | 5.3 | 9 | 1 | 0 | 0 | 0.0 | 0 | 0 |
| NFL TOTALS | | 54 | 12 | 78 | 673 | 8.6 | 23 | 7 | 1 | 5 | 5.0 | 5 | 0 |



JACOB HOLLISTER'S NFL POSTSEASON RUSHING/RECEIVING STATISTICS

| DATE | TEAM | RECEIVING | | | | | | | RUSHING | | | | |
|-------------------|----------|-----------|----------|----------|-----------|------------|-----------|----------|----------|----------|------------|----------|----------|
| | | GP | GS | NO. | YDS. | AVG. | LG | TD | NO. | YDS. | AVG. | LG | TD |
| 2017 | Patriots | 1 | 0 | 1 | 0 | 0.0 | 0 | 0 | 0 | 0 | 0.0 | 0 | 0 |
| 2018 | Patriots | 0 | 0 | 0 | 0 | 0.0 | 0 | 0 | 0 | 0 | 0.0 | 0 | 0 |
| 2019 | Seahawks | 2 | 2 | 7 | 63 | 9.0 | 19 | 0 | 0 | 0 | 0.0 | 0 | 0 |
| 2020 | Seahawks | 1 | 1 | 0 | 0 | 0.0 | 0 | 0 | 0 | 0 | 0.0 | 0 | 0 |
| NFL TOTALS | | 4 | 3 | 8 | 63 | 7.9 | 19 | 0 | 0 | 0 | 0.0 | 0 | 0 |

JACOB HOLLISTER'S NFL REGULAR SEASON RETURN STATISTICS

| DATE | TEAM | KICKOFF RETURNS | | | | | PUNT RETURNS | | | | | |
|-------------------|----------|-----------------|----------|------------|----------|----------|--------------|----------|----------|------------|----------|----------|
| | | RET. | YDS. | AVG. | LG | TD | NO. | FC | YDS. | AVG. | LG | TD |
| 2017 | Patriots | 0 | 0 | 0.0 | 0 | 0 | 0 | 0 | 0 | 0.0 | 0 | 0 |
| 2018 | Patriots | 0 | 0 | 0.0 | 0 | 0 | 0 | 0 | 0 | 0.0 | 0 | 0 |
| 2019 | Seahawks | 0 | 0 | 0.0 | 0 | 0 | 0 | 0 | 0 | 0.0 | 0 | 0 |
| 2020 | Seahawks | 0 | 0 | 0.0 | 0 | 0 | 0 | 0 | 0 | 0.0 | 0 | 0 |
| 2021 | Jaguars | 0 | 0 | 0.0 | 0 | 0 | 0 | 0 | 0 | 0.0 | 0 | 0 |
| NFL TOTALS | | 0 | 0 | 0.0 | 0 | 0 | 0 | 0 | 0 | 0.0 | 0 | 0 |

JACOB HOLLISTER'S NFL POSTSEASON RETURN STATISTICS

| DATE | TEAM | KICKOFF RETURNS | | | | | PUNT RETURNS | | | | | |
|-------------------|----------|-----------------|----------|------------|----------|----------|--------------|----------|----------|------------|----------|----------|
| | | RET. | YDS. | AVG. | LG | TD | NO. | FC | YDS. | AVG. | LG | TD |
| 2017 | Patriots | 0 | 0 | 0.0 | 0 | 0 | 0 | 0 | 0 | 0.0 | 0 | 0 |
| 2018 | Patriots | 0 | 0 | 0.0 | 0 | 0 | 0 | 0 | 0 | 0.0 | 0 | 0 |
| 2019 | Seahawks | 0 | 0 | 0.0 | 0 | 0 | 0 | 0 | 0 | 0.0 | 0 | 0 |
| 2020 | Seahawks | 0 | 0 | 0.0 | 0 | 0 | 0 | 0 | 0 | 0.0 | 0 | 0 |
| NFL TOTALS | | 0 | 0 | 0.0 | 0 | 0 | 0 | 0 | 0 | 0.0 | 0 | 0 |

SINGLE-GAME HIGHS: RUSHING/RECEIVING

| | | | |
|---------------------------|---|------------------------------|--|
| Rush Attempts | 1 vs. Buffalo Bills, Dec 24, 2017 | Receiving TDs | 2 vs. Tampa Bay Buccaneers, Nov 03, 2019 |
| Rushing Yards | 5 vs. Buffalo Bills, Dec 24, 2017 | | 1 vs. Los Angeles Rams, Dec 27, 2020 |
| Longest Runs | 5 vs. Buffalo Bills, Dec 24, 2017 | | ...3 more at 1. |
| Receptions | 8 at San Francisco 49ers, Nov 11, 2019 | All-Purpose Yards | 64 vs. Arizona Cardinals, Dec 22, 2019 |
| | 6 vs. Minnesota Vikings, Dec 02, 2019 | | 62 at San Francisco 49ers, Nov 11, 2019 |
| Receiving Yards | 64 vs. Arizona Cardinals, Dec 22, 2019 | Special Teams Tackles | 1 vs. Los Angeles Rams, Dec 27, 2020 |
| | 62 at San Francisco 49ers, Nov 11, 2019 | | 1 at Philadelphia Eagles, Nov 30, 2020 |
| Longest Receptions | 23 at Jacksonville Jaguars, Sep 16, 2018 | | ...9 more at 1. |
| | 22 vs. Tampa Bay Buccaneers, Nov 03, 2019 | Miscellaneous Tackles | 1 vs. Arizona Cardinals, Dec 22, 2019 |
| | | Most TDs | 2 vs. Tampa Bay Buccaneers, Nov 03, 2019 |
| | | | 1 vs. Tennessee Titans, Oct 10, 2021 |
| | | | ...4 more at 1. |
| | | Receiving Average | 12.8 vs. Arizona Cardinals, Dec 22, 2019 |
| | | | 12.0 at Buffalo Bills, Nov 08, 2020 |

SINGLE-GAME HIGHS - POSTSEASON: RECEIVING

| | | | |
|------------------------|---|---------------------------|---|
| Receptions | 5 at Green Bay Packers, Jan 12, 2020 | Longest Receptions | 19 at Green Bay Packers, Jan 12, 2020 |
| | 2 at Philadelphia Eagles, Jan 05, 2020 | | 11 at Green Bay Packers, Jan 12, 2020 |
| Receiving Yards | 47 at Green Bay Packers, Jan 12, 2020 | All-Purpose Yards | 47 at Green Bay Packers, Jan 12, 2020 |
| | 16 at Philadelphia Eagles, Jan 05, 2020 | | 16 at Philadelphia Eagles, Jan 05, 2020 |

2021 GAME-BY-GAME REGULAR-SEASON STATISTICS (JAGUARS)

| DATE | OPPONENT | P/S | RECEIVING | | | | | RUSHING | | | | | W/L | SCORE |
|--------------------|-------------|------------|-----------|-----------|------------|----------|----------|----------|----------|------------|----------|----------|----------|-------------|
| | | | NO. | YDS. | AVG. | LG | TD | NO. | YDS. | AVG. | LG | TD | | |
| 09/12 | at Texans | | | | | | | | | | | | L | 21-37 |
| 09/19 | Broncos | | | | | | | | | | | | L | 13-23 |
| 09/26 | Cardinals | S | 2 | 15 | 7.5 | 9 | 0 | 0 | 0 | 0.0 | 0 | 0 | L | 19-31 |
| 09/30 | at Bengals | P | 1 | 5 | 5.0 | 5 | 0 | 0 | 0 | 0.0 | 0 | 0 | L | 21-24 |
| 10/10 | Titans | S | 1 | 1 | 1.0 | 1t | 1 | 0 | 0 | 0.0 | 0 | 0 | L | 19-37 |
| 10/17 | Dolphins | P | 0 | 0 | 0.0 | 0 | 0 | 0 | 0 | 0.0 | 0 | 0 | W | 23-20 |
| 10/31 | at Seahawks | | | | | | | | | | | | L | 7-31 |
| 11/07 | Bills | | | | | | | | | | | | W | 9-6 |
| 11/14 | at Colts | | | | | | | | | | | | L | 17-23 |
| 11/21 | 49ers | | | | | | | | | | | | L | 10-30 |
| 11/28 | Falcons | | | | | | | | | | | | L | 14-21 |
| 12/05 | at Rams | | | | | | | | | | | | L | 7-37 |
| 12/12 | at Titans | | | | | | | | | | | | L | 0-20 |
| 2021 TOTALS | | 4-2 | 4 | 21 | 5.3 | 9 | 1 | 0 | 0 | 0.0 | 0 | 0 | 0 | 2-11 |



2020 GAME-BY-GAME REGULAR-SEASON STATISTICS (SEAHAWKS)

| DATE | OPPONENT | P/S | RECEIVING | | | | | RUSHING | | | | | W/L | SCORE | |
|--------------------|---------------|-------------|-----------|------------|------------|-----------|----------|----------|----------|------------|----------|----------|----------|-------------|--------|
| | | | NO. | YDS. | AVG. | LG | TD | NO. | YDS. | AVG. | LG | TD | | | |
| 09/13 | at Falcons | P | 1 | 9 | 9.0 | 9 | 0 | 0 | 0 | 0.0 | 0 | 0 | 0 | W | 38-25 |
| 09/20 | Patriots | P | 0 | 0 | 0.0 | 0 | 0 | 0 | 0 | 0.0 | 0 | 0 | 0 | W | 35-30 |
| 09/27 | Cowboys | P | 1 | 1 | 1.0 | 1t | 1 | 0 | 0 | 0.0 | 0 | 0 | 0 | W | 38-31 |
| 10/04 | at Dolphins | P | 0 | 0 | 0.0 | 0 | 0 | 0 | 0 | 0.0 | 0 | 0 | 0 | W | 31-23 |
| 10/11 | Vikings | P | 0 | 0 | 0.0 | 0 | 0 | 0 | 0 | 0.0 | 0 | 0 | 0 | W | 27-26 |
| 10/25 | at Cardinals | P | 3 | 22 | 7.3 | 17 | 0 | 0 | 0 | 0.0 | 0 | 0 | 0 | L | 34-37+ |
| 11/01 | 49ers | P | 1 | 6 | 6.0 | 6 | 0 | 0 | 0 | 0.0 | 0 | 0 | 0 | W | 37-27 |
| 11/08 | at Bills | S | 5 | 60 | 12.0 | 19 | 0 | 0 | 0 | 0.0 | 0 | 0 | 0 | L | 34-44 |
| 11/15 | at Rams | P | 1 | 6 | 6.0 | 6 | 0 | 0 | 0 | 0.0 | 0 | 0 | 0 | L | 16-23 |
| 11/19 | Cardinals | P | 2 | 14 | 7.0 | 9 | 0 | 0 | 0 | 0.0 | 0 | 0 | 0 | W | 28-21 |
| 11/30 | at Eagles | S | 2 | 11 | 5.5 | 8 | 0 | 0 | 0 | 0.0 | 0 | 0 | 0 | W | 23-17 |
| 12/06 | Giants | P | 3 | 20 | 6.7 | 10 | 0 | 0 | 0 | 0.0 | 0 | 0 | 0 | L | 12-17 |
| 12/13 | Jets | P | 1 | 20 | 20.0 | 20 | 0 | 0 | 0 | 0.0 | 0 | 0 | 0 | W | 40-3 |
| 12/20 | at Washington | S | 2 | 17 | 8.5 | 10t | 1 | 0 | 0 | 0.0 | 0 | 0 | 0 | W | 20-15 |
| 12/27 | Rams | S | 2 | 17 | 8.5 | 13t | 1 | 0 | 0 | 0.0 | 0 | 0 | 0 | W | 20-9 |
| 01/03 | at 49ers | S | 1 | 6 | 6.0 | 6 | 0 | 0 | 0 | 0.0 | 0 | 0 | 0 | W | 26-23 |
| 2020 TOTALS | | 16-5 | 25 | 209 | 8.4 | 20 | 3 | 0 | 0 | 0.0 | 0 | 0 | 0 | 12-4 | |

+ - Overtime

2020 GAME-BY-GAME POSTSEASON STATISTICS (SEAHAWKS)

| DATE | OPPONENT | P/S | RECEIVING | | | | | RUSHING | | | | | W/L | SCORE | |
|--------------------|----------|------------|-----------|----------|------------|----------|----------|----------|----------|------------|----------|----------|----------|------------|-------|
| | | | NO. | YDS. | AVG. | LG | TD | NO. | YDS. | AVG. | LG | TD | | | |
| 01/09 | Rams | S | 0 | 0 | 0.0 | 0 | 0 | 0 | 0 | 0.0 | 0 | 0 | 0 | L | 20-30 |
| 2020 TOTALS | | 1-1 | 0 | 0 | 0.0 | 0 | 0 | 0 | 0 | 0.0 | 0 | 0 | 0 | 0-1 | |





CARLOS HYDE | 24



POSITION: RUNNING BACK
HT: 6-0 | **WT:** 230 | **DOB:** 9-20-1990
COLLEGE: OHIO STATE
HOMETOWN: CINCINNATI, OHIO
ACQ: UFA (SEA)-'21
EXP: 8th YEAR

 @elguapo
 el_guapo1

TRANSACTIONS

- Originally drafted by San Francisco in the second round (57th overall) of the 2014 draft
- Signed with Cleveland as unrestricted free agent in 2018
- Traded to Jacksonville on 10/20/18
- Signed by Kansas City as a free agent on 3/11/19
- Traded to Houston on 8/31/19
- Signed by Seattle as a free agent on 5/28/20
- Signed by Jacksonville as a free agent on 3/15/21

PRO

2021 (Jaguars)

- **12/12 at TEN:** Saw action at running back... Left the game in the fourth quarter with a concussion
- **12/5 at LAR:** Saw action at running back and had 24 yards rushing on nine carries... Scored a 1-yard rushing touchdown in the second quarter
- **11/28 vs. ATL:** Saw action at running back and posted 16 rushing yards on six attempts... Also played in his 100th career game
- **11/21 vs. S.F.:** Saw action at running back
- **11/14 at IND:** Started at running back and had 4 rushing yards on two attempts.. Also had one reception
- **11/7 vs. BUF:** Started at running back and recorded 67 yards rushing on 21 attempts and one reception for 6 yards
- **10/31 at SEA:** Carried the ball nine times for 32 yards... Also hauled in six passes for 40 yards... Shared running back duties after RB James Robinson left the game in the second quarter with an ankle injury
- **10/17 vs. MIA:** Saw action at running back
- **10/10 vs. TEN:** Saw action at running back and recorded 13 rushing yards on five carries
- **9/30 at CIN:** Inactive (shoulder)
- **9/26 vs. ARI:** Saw action at running back and rushed for 44 yards on eight carries (5.5 avg)
- **9/19 vs. DEN:** Saw action at running back... Rushed two times for 7 yards
- **9/12 at HOU:** Rushed nine times for a team-high 44 yards (4.9 avg) in Week 1

2020 (Seahawks)

- Played in 10 games with one start and finished the year with 356 yards on 81 carries... Also hauled in 16 receptions for 93 yards
- **10/25 at ARI:** Posted a season high with 68 yards rushing on 15 carries with a 24-yard TD run
- **12/20 at WAS:** Rushed twice for 55 yards, including a Seahawks season-long, 50-yard TD run

2019 (Texans)

- Started 14 of 16 games
- Recorded a career-high 1,070 rushing yards with six touchdowns on 245 carries
- Became the fifth player in Texans history to record 1,000 rushing yards in a season and the first since Lamar Miller in 2016.

2018 (Browns & Jaguars)

- Played in 14 games with seven starts including two as a Jaguar
- Had 571 yards rushing on 172 attempts to go along with 10 receptions for 33 yards

2017 (49ers)

- Started all 16 games and rushed for 938 yards and a career-high eight TDs on 240 carries, while setting career highs in catches (59) and receiving yards (350)

2016 (49ers)

- Started all 13 games in which he appeared and set career highs in attempts (217), yards (988), and TDs (6)... He has also set career highs with 27 receptions for 163 yds. and 3 TDs

2015 (49ers)

- Played and started in seven games before being placed on injured reserve
- Finished the year with 470 yards on 115 attempts and 11 receptions for 53 yards

2014 (49ers)

- Played in 14 games as a rookie
- Concluded his first year with 333 yards rushing on 83 carries and four TDs
- Also had 12 catches for 68 yards

COLLEGE

- Spent four seasons (2010-13) at Ohio State and played in 41 games for the Buckeyes
- Finished his collegiate career with 3,198 yards and 37 touchdowns on 523 carries, while adding 34 receptions for 271 yards and four scores
- Ended his senior season with nine consecutive performances of 100-plus yards
- Named the Big Ten Conference's Ameche-Dayne Running Back of the Year



- Earned Second Team All-America honors from CBS Sports and was selected First-Team All-Big Ten in his final season

PERSONAL

- Attended Princeton (Ohio) High School, and moved to Naples, Fla. following his freshman year and finished high school at Naples High School
- Rushed for 1,653 yards and 16 touchdowns as a senior at Naples, earning the Naples Daily News Broxson Award as its Player of the Year
- Also awarded the Ft. Myers News-Press Southwest Florida Player of the Year
- Lettered in track and basketball

CARLOS HYDE'S NFL REGULAR SEASON RUSHING/RECEIVING STATISTICS

| DATE | TEAM | RUSHING | | | | | | | RECEIVING | | | | |
|--------------------------------------|----------|------------|-----------|--------------|--------------|------------|-----------|-----------|------------|------------|------------|------------|----------|
| | | GP | GS | NO. | YDS. | AVG. | LG | TD | NO. | YDS. | AVG. | LG | TD |
| 2014 | 49ers | 14 | 0 | 83 | 333 | 4.0 | 28 | 4 | 12 | 68 | 5.7 | 16 | 0 |
| 2015 | 49ers | 7 | 7 | 115 | 470 | 4.1 | 22 | 3 | 11 | 53 | 4.8 | 11 | 0 |
| 2016 | 49ers | 13 | 13 | 217 | 988 | 4.6 | 47 | 6 | 27 | 163 | 6.0 | 19t | 3 |
| 2017 | 49ers | 16 | 16 | 240 | 938 | 3.9 | 61 | 8 | 59 | 350 | 5.9 | 18 | 0 |
| 2018 | Browns | 6 | 5 | 114 | 382 | 3.4 | 22 | 5 | 6 | 29 | 4.8 | 9 | 0 |
| Went from Cleveland to Jacksonville. | | | | | | | | | | | | | |
| 2018 | Jaguars | 8 | 2 | 58 | 189 | 3.3 | 19 | 0 | 4 | 4 | 1.0 | 6 | 0 |
| 2018 | TOTAL | 14 | 7 | 172 | 571 | 3.3 | 22 | 5 | 10 | 33 | 3.3 | 9 | 0 |
| 2019 | Texans | 16 | 14 | 245 | 1,070 | 4.4 | 58 | 6 | 10 | 42 | 4.2 | 14 | 0 |
| 2020 | Seahawks | 10 | 1 | 81 | 356 | 4.4 | 50t | 4 | 16 | 93 | 5.8 | 18 | 0 |
| 2021 | Jaguars | 12 | 2 | 72 | 253 | 3.5 | 18 | 1 | 12 | 65 | 5.4 | 9 | 0 |
| NFL TOTALS | | 102 | 60 | 1,225 | 4,979 | 4.1 | 61 | 37 | 157 | 867 | 5.5 | 19T | 3 |

CARLOS HYDE'S NFL POSTSEASON RUSHING/RECEIVING STATISTICS

| DATE | TEAM | RUSHING | | | | | | | RECEIVING | | | | |
|-------------------|----------|----------|----------|-----------|-----------|------------|----------|----------|-----------|-----------|------------|-----------|----------|
| | | GP | GS | NO. | YDS. | AVG. | LG | TD | NO. | YDS. | AVG. | LG | TD |
| 2019 | Texans | 2 | 1 | 29 | 92 | 3.2 | 8 | 0 | 4 | 23 | 5.8 | 10 | 1 |
| 2020 | Seahawks | 1 | 0 | 4 | 5 | 1.3 | 3 | 0 | 0 | 0 | 0.0 | 0 | 0 |
| NFL TOTALS | | 3 | 1 | 33 | 97 | 2.9 | 8 | 0 | 4 | 23 | 5.8 | 10 | 1 |

CARLOS HYDE'S NFL REGULAR SEASON RETURN STATISTICS

| DATE | TEAM | KICKOFF RETURNS | | | | | PUNT RETURNS | | | | | |
|--------------------------------------|----------|-----------------|------------|-------------|-----------|----------|--------------|----------|----------|------------|----------|----------|
| | | RET. | YDS. | AVG. | LG | TD | NO. | FC | YDS. | AVG. | LG | TD |
| 2014 | 49ers | 11 | 268 | 24.4 | 30 | 0 | 0 | 0 | 0 | 0.0 | 0 | 0 |
| 2015 | 49ers | 0 | 0 | 0.0 | 0 | 0 | 0 | 0 | 0 | 0.0 | 0 | 0 |
| 2016 | 49ers | 0 | 0 | 0.0 | 0 | 0 | 0 | 0 | 0 | 0.0 | 0 | 0 |
| 2017 | 49ers | 0 | 0 | 0.0 | 0 | 0 | 0 | 0 | 0 | 0.0 | 0 | 0 |
| 2018 | Browns | 0 | 0 | 0.0 | 0 | 0 | 0 | 0 | 0 | 0.0 | 0 | 0 |
| Went from Cleveland to Jacksonville. | | | | | | | | | | | | |
| 2018 | Jaguars | 0 | 0 | 0.0 | 0 | 0 | 0 | 0 | 0 | 0.0 | 0 | 0 |
| 2018 | TOTAL | 0 | 0 | 0.0 | 0 | 0 | 0 | 0 | 0 | 0.0 | 0 | 0 |
| 2019 | Texans | 0 | 0 | 0.0 | 0 | 0 | 0 | 0 | 0 | 0.0 | 0 | 0 |
| 2020 | Seahawks | 0 | 0 | 0.0 | 0 | 0 | 0 | 0 | 0 | 0.0 | 0 | 0 |
| 2021 | Jaguars | 0 | 0 | 0.0 | 0 | 0 | 0 | 0 | 0 | 0.0 | 0 | 0 |
| NFL TOTALS | | 11 | 268 | 24.4 | 30 | 0 | 0 | 0 | 0 | 0.0 | 0 | 0 |

CARLOS HYDE'S NFL POSTSEASON RETURN STATISTICS

| DATE | TEAM | KICKOFF RETURNS | | | | | PUNT RETURNS | | | | | |
|-------------------|----------|-----------------|----------|------------|----------|----------|--------------|----------|----------|------------|----------|----------|
| | | RET. | YDS. | AVG. | LG | TD | NO. | FC | YDS. | AVG. | LG | TD |
| 2019 | Texans | 0 | 0 | 0.0 | 0 | 0 | 0 | 0 | 0 | 0.0 | 0 | 0 |
| 2020 | Seahawks | 0 | 0 | 0.0 | 0 | 0 | 0 | 0 | 0 | 0.0 | 0 | 0 |
| NFL TOTALS | | 0 | 0 | 0.0 | 0 | 0 | 0 | 0 | 0 | 0.0 | 0 | 0 |



SINGLE-GAME HIGHS: RUSHING/RECEIVING

| | | | |
|---------------------------|--|-------------------------------|--|
| Rush Attempts | 26 at Tennessee Titans, Dec 15, 2019 26 at Kansas City Chiefs, Oct 13, 2019 ...1 more at 26. | All-Purpose Yards | 200 vs. New York Jets, Dec 11, 2016 182 vs. Minnesota Vikings, Sep 14, 2015 |
| Rushing Yards | 193 vs. New York Jets, Dec 11, 2016 168 vs. Minnesota Vikings, Sep 14, 2015 | Kickoff Returns | 4 vs. Washington, Nov 23, 2014 3 vs. Seattle Seahawks, Nov 27, 2014 ...1 more at 3. |
| Longest Runs | 61 at Seattle Seahawks, Sep 17, 2017 58 at Jacksonville Jaguars, Nov 03, 2019 | Kickoff Return Yards | 98 vs. Washington, Nov 23, 2014 82 at New Orleans Saints, Nov 09, 2014 |
| Rushing TDs | 2 vs. New York Jets, Sep 20, 2018 2 at Los Angeles Rams, Dec 31, 2017 ...5 more at 2. | Longest Kickoff Return | 30 at New Orleans Saints, Nov 09, 2014 29 vs. Washington, Nov 23, 2014 ...1 more at 29. |
| Receptions | 9 vs. Arizona Cardinals, Nov 05, 2017 7 vs. Seattle Seahawks, Nov 26, 2017 | Miscellaneous Tackles | 1 vs. Indianapolis Colts, Nov 21, 2019 1 at Kansas City Chiefs, Oct 13, 2019 ...5 more at 1. |
| Receiving Yards | 84 vs. Arizona Cardinals, Nov 05, 2017 47 at Washington Football Team, Oct 15, 2017 | Most TDs | 2 vs. New York Jets, Sep 20, 2018 2 at Los Angeles Rams, Dec 31, 2017 ...5 more at 2. |
| Longest Receptions | 19t at Los Angeles Rams, Dec 24, 2016 18 vs. Los Angeles Rams, Dec 27, 2020 ...1 more at 18. | Rushing Average | 11.4 vs. New York Jets, Dec 11, 2016 8.4 at Jacksonville Jaguars, Nov 03, 2019 |
| Receiving TDs | 1 at Los Angeles Rams, Dec 24, 2016 1 vs. New York Jets, Dec 11, 2016 ...1 more at 1. | Receiving Average | 12.7 vs. Seattle Seahawks, Nov 27, 2014 9.4 at Washington Football Team, Oct 15, 2017 |

SINGLE-GAME HIGHS - POSTSEASON: RUSHING/RECEIVING

| | | | |
|------------------------|---|---------------------------|---|
| Rush Attempts | 16 vs. Buffalo Bills, Jan 04, 2020 13 at Kansas City Chiefs, Jan 12, 2020 | Longest Receptions | 10 at Kansas City Chiefs, Jan 12, 2020 6 at Kansas City Chiefs, Jan 12, 2020 |
| Rushing Yards | 48 vs. Buffalo Bills, Jan 04, 2020 44 at Kansas City Chiefs, Jan 12, 2020 | Receiving TDs | 1 vs. Buffalo Bills, Jan 04, 2020 |
| Longest Runs | 8 vs. Buffalo Bills, Jan 04, 2020 7 at Kansas City Chiefs, Jan 12, 2020 ...2 more at 7. | All-Purpose Yards | 62 at Kansas City Chiefs, Jan 12, 2020 53 vs. Buffalo Bills, Jan 04, 2020 |
| Receptions | 3 at Kansas City Chiefs, Jan 12, 2020 1 vs. Buffalo Bills, Jan 04, 2020 | Most TDs | 1 vs. Buffalo Bills, Jan 04, 2020 |
| Receiving Yards | 18 at Kansas City Chiefs, Jan 12, 2020 5 vs. Buffalo Bills, Jan 04, 2020 | | |

100-YARD RUSHING GAMES (7): REGULAR SEASON

| DATE | TEAM | ATT. | YDS. | AVG. | LG | TD |
|----------|-------------|------|------|------|----|----|
| 09/14/15 | VIKINGS | 26 | 168 | 6.5 | 18 | 2 |
| 09/25/16 | at Seahawks | 21 | 103 | 4.9 | 34 | 2 |
| 12/11/16 | JETS | 17 | 193 | 11.4 | 47 | 0 |
| 09/17/17 | at Seahawks | 15 | 124 | 8.3 | 61 | 0 |
| 10/13/19 | at Chiefs | 26 | 116 | 4.5 | 26 | 1 |
| 11/03/19 | at Jaguars | 19 | 160 | 8.4 | 58 | 0 |
| 12/15/19 | at Titans | 26 | 104 | 4.0 | 11 | 1 |

2021 GAME-BY-GAME REGULAR-SEASON STATISTICS (JAGUARS)

| DATE | OPPONENT | P/S | RUSHING | | | | | RECEIVING | | | | | W/L | SCORE |
|--------------------|-------------|-------------|-----------|------------|------------|-----------|----------|-----------|-----------|------------|----------|----------|-------------|-------|
| | | | NO. | YDS. | AVG. | LG | TD | NO. | YDS. | AVG. | LG | TD | | |
| 09/12 | at Texans | P | 9 | 44 | 4.9 | 13 | 0 | 2 | 14 | 7.0 | 9 | 0 | L | 21-37 |
| 09/19 | Broncos | P | 2 | 7 | 3.5 | 6 | 0 | 0 | 0 | 0.0 | 0 | 0 | L | 13-23 |
| 09/26 | Cardinals | P | 8 | 44 | 5.5 | 18 | 0 | 0 | 0 | 0.0 | 0 | 0 | L | 19-31 |
| 09/30 | at Bengals | | | | | | INACTIVE | | | | | | L | 21-24 |
| 10/10 | Titans | P | 5 | 13 | 2.6 | 7 | 0 | 0 | 0 | 0.0 | 0 | 0 | L | 19-37 |
| 10/17 | Dolphins | P | 0 | 0 | 0.0 | 0 | 0 | 0 | 0 | 0.0 | 0 | 0 | W | 23-20 |
| 10/31 | at Seahawks | P | 9 | 32 | 3.6 | 7 | 0 | 6 | 40 | 6.7 | 9 | 0 | L | 7-31 |
| 11/07 | Bills | S | 21 | 67 | 3.2 | 15 | 0 | 1 | 6 | 6.0 | 6 | 0 | W | 9-6 |
| 11/14 | at Colts | S | 2 | 4 | 2.0 | 5 | 0 | 1 | 0 | 0.0 | 0 | 0 | L | 17-23 |
| 11/21 | 49ers | P | 0 | 0 | 0.0 | 0 | 0 | 0 | 0 | 0.0 | 0 | 0 | L | 10-30 |
| 11/28 | Falcons | P | 6 | 16 | 2.7 | 8 | 0 | 0 | 0 | 0.0 | 0 | 0 | L | 14-21 |
| 12/05 | at Rams | P | 9 | 24 | 2.7 | 10 | 1 | 1 | -1 | -1.0 | -1 | 0 | L | 7-37 |
| 12/12 | at Titans | P | 1 | 2 | 2.0 | 2 | 0 | 1 | 6 | 6.0 | 6 | 0 | L | 0-20 |
| 2021 TOTALS | | 12-2 | 72 | 253 | 3.5 | 18 | 1 | 12 | 65 | 5.4 | 9 | 0 | 2-11 | |



2020 GAME-BY-GAME REGULAR-SEASON STATISTICS (SEAHAWKS)


| DATE | OPPONENT | P/S | RUSHING | | | | | RECEIVING | | | | | W/L | SCORE |
|--------------------|---------------|-------------|-----------|------------|------------|------------|----------|-----------|-----------|------------|-----------|----------|-------------|--------|
| | | | NO. | YDS. | AVG. | LG | TD | NO. | YDS. | AVG. | LG | TD | | |
| 09/13 | at Falcons | P | 7 | 23 | 3.3 | 9 | 1 | 0 | 0 | 0.0 | 0 | 0 | W | 38-25 |
| 09/20 | Patriots | P | 5 | 22 | 4.4 | 9 | 0 | 2 | 15 | 7.5 | 9 | 0 | W | 35-30 |
| 09/27 | Cowboys | P | 4 | 12 | 3.0 | 4 | 0 | 1 | 11 | 11.0 | 11 | 0 | W | 38-31 |
| 10/04 | at Dolphins | | | | | | | | | | | | W | 31-23 |
| 10/11 | Vikings | | | | | | | | | | | | W | 27-26 |
| 10/25 | at Cardinals | P | 15 | 68 | 4.5 | 24t | 1 | 3 | 8 | 2.7 | 8 | 0 | L | 34-37+ |
| 11/01 | 49ers | | | | | | | | | | | | W | 37-27 |
| 11/08 | at Bills | | | | | | | | | | | | L | 34-44 |
| 11/15 | at Rams | | | | | | | | | | | | L | 16-23 |
| 11/19 | Cardinals | S | 14 | 79 | 5.6 | 17 | 1 | 2 | 16 | 8.0 | 9 | 0 | W | 28-21 |
| 11/30 | at Eagles | P | 15 | 22 | 1.5 | 8 | 0 | 2 | 7 | 3.5 | 7 | 0 | W | 23-17 |
| 12/06 | Giants | P | 2 | 1 | 0.5 | 1 | 0 | 3 | 10 | 3.3 | 11 | 0 | L | 12-17 |
| 12/13 | Jets | P | 15 | 66 | 4.4 | 18 | 0 | 0 | 0 | 0.0 | 0 | 0 | W | 40-3 |
| 12/20 | at Washington | P | 2 | 55 | 27.5 | 50t | 1 | 2 | 8 | 4.0 | 5 | 0 | W | 20-15 |
| 12/27 | Rams | P | 2 | 8 | 4.0 | 6 | 0 | 1 | 18 | 18.0 | 18 | 0 | W | 20-9 |
| 01/03 | at 49ers | | | | | | | | | | | | W | 26-23 |
| 2020 TOTALS | | 10-1 | 81 | 356 | 4.4 | 50T | 4 | 16 | 93 | 5.8 | 18 | 0 | 12-4 | |

+ - Overtime

2020 GAME-BY-GAME POSTSEASON STATISTICS (SEAHAWKS)

| DATE | OPPONENT | P/S | RUSHING | | | | | RECEIVING | | | | | W/L | SCORE |
|--------------------|----------|------------|----------|----------|------------|----------|----------|-----------|----------|------------|----------|----------|------------|-------|
| | | | NO. | YDS. | AVG. | LG | TD | NO. | YDS. | AVG. | LG | TD | | |
| 01/09 | Rams | P | 4 | 5 | 1.3 | 3 | 0 | 0 | 0 | 0.0 | 0 | 0 | L | 20-30 |
| 2020 TOTALS | | 1-0 | 4 | 5 | 1.3 | 3 | 0 | 0 | 0 | 0.0 | 0 | 0 | 0-1 | |





MYLES JACK | 44



POSITION: LINEBACKER

HT: 6-1 | **WT:** 255 | **DOB:** 9-3-1995

COLLEGE: UCLA

HOMETOWN: SCOTTSDALE, ARIZ.

ACQ: D2-'16

EXP: 6th YEAR



@MylesJack

KEY TRANSACTIONS

- Originally drafted by Jacksonville in the second round (36th overall) of the 2016 draft utilizing a pick obtained from Baltimore for Jaguars' second (38th overall)- and fifth (146th overall)-round choices

PRO

2021 (Jaguars)

- Voted a team captain for the 2021 season
- Named the Jaguars' 2021 Walter Payton Man of the Year nominee
- 12/12 at TEN:** Started at linebacker and recorded 10 total tackles (six solo)
- 12/5 at LAR:** Started at linebacker and recorded seven total tackles (three solo)
- 11/28 vs. ATL:** Started at linebacker and posted eight total tackles (four solo)
- 11/21 vs. S.F.:** Started at linebacker and recorded a team-high 12 total tackles (five solo)
- 11/14 at IND:** Started at linebacker and totaled four tackles and one QB hit
- 11/7 vs. BUF:** Started at linebacker and finished the game with seven total tackles (five solo), including one tackle for loss, and one QB hit
- 10/31 at SEA:** Returned to the starting lineup at linebacker after missing one game with a back injury... Led the team in tackles with nine (four solo), including one tackle for loss
- 10/17 vs. MIA:** Inactive (back)
- 10/10 vs. TEN:** Started at linebacker and recorded four total tackles (two solo)... Exited the game in the third quarter with a back injury
- 9/30 at CIN:** Started at linebacker and tied a team-high with eight total tackles (two solo)
- 9/26 vs. ARI:** Started at linebacker and recorded a team-high 10 total tackles (six solo)... It was the 14th time in his career that Jack recorded double-digit tackles
- 9/19 vs. DEN:** Started at linebacker and finished the game tied for second on the team with six total tackles (three solo)... It was his 11th consecutive game with at least five total tackles
- 9/12 at HOU:** Started at linebacker and led the team with nine total tackles (six solo) and one tackle for loss

2020 (Jaguars)

- Started in all 14 games in which he appeared... Posted a career-best 118 tackles (72 solo), six tackles for loss, five passes defended, 1.0 sack and one INT... Was one of five linebackers in the NFL with at least 115 tackles, two fumble recoveries and one INT on the season... Named team captain as voted on by his teammates
- 9/13 vs. IND:** Started at linebacker and finished second on the team with 11 tackles... Tallied a second-quarter sack on QB Jacoby Brissett that stalled an Indianapolis drive at the Jacksonville 2-yard line
- 10/4 at CIN:** Started at linebacker and tallied four tackles and an INT in which he wrestled the ball from TE Drew Sample in the end zone
- 11/8 vs. HOU:** Started at linebacker and led the team with 11 tackles, including one tackle for loss and also added one forced fumble and one pass defended

2019 (Jaguars)

- Started in 11 games before being placed on the reserve/injured list on Dec. 5 with a knee injury... Finished the season with 66 tackles (42 solo), four passes defended, three tackles for loss, one INT and a 0.5 sack
- 10/6 at CAR:** Started and tallied a team-leading nine tackles (three solo), two passes defended and one tackle for loss
- 10/20 at CIN:** Started at middle linebacker, amassing five tackles, two passes defended and his second career INT

2018 (Jaguars)

- Started all 16 games for the second consecutive season and recorded his first career 100-plus tackle season... Played every snap on defense in 2018 (1,020 snaps) and was one of three players in the NFL to play 100 percent of his team's defensive snaps (DEN S Justin Simmons & PHI S Malcolm Jenkins)
- 9/9 at NYG:** Led the team with 10 tackles (seven solo) and added an INT, which he returned 32 yards for a TD
- 12/6 at TEN:** Started at middle linebacker and led the team with a season-high 13 tackles (eight solo), including 1.0 sack

2017 (Jaguars)

- Regularly started at strongside linebacker and played all three linebacker positions throughout the course of the year
- 9/10 at HOU:** Started at strongside linebacker and led the team with 14 tackles (eight solo), including one tackle for loss
- 1/21 at N.E.:** Started in the AFC Championship game and recorded seven tackles (six solo) and one forced fumble, which he also recovered

2016 (Jaguars)

- Played in all 16 games making 10 starts during his rookie year... Totaled 22 tackles (16 solo)
- 9/11 vs. G.B.:** Played in 12 snaps on special teams in NFL and team debut
- 10/2 vs. IND:** Earned his first career start and made four tackles (three solo) and one pass defended

COLLEGE

- Saw action on both sides of the ball in 29 career games and totaled 178 tackles (116 solo), 23 passes defended, 15 tackles for a loss and two fumble recoveries defensively, while rushing 68 times for 387 yards and 11 TDs
- Started all 13 games at linebacker in 2014 and was second on the team with 88 tackles, eight for loss and seven passes defended, while rushing 28 times for 113 yards and three TDs
- Named Second-Team All-Pac 12 in 2014



- Named both Offensive and Defensive Freshman of the Year in the Pac-12 by the coaches after posting 75 tackles, 11 passes defended and two INTs, while rushing for 267 yards and seven TDs on 38 attempts
- Finalist for the Paul Hornung Award as the nation's most versatile player in 2013

PERSONAL

- A four-star recruit from Bellevue (Wash.) High School, according to both Scout.com and Rivals.com
- Ranked as the nation's No. 4 outside linebacker and No. 1 in the west
- Also played running back in high school for an offense that averaged more than 46 points per game his senior season
- Selected to play in the U.S. Army All-American game, where he posted five tackles
- Earned letters in track (three) and basketball (one)
- In 2019, paid the electric bills for elderly residents in 31 homes around the Jacksonville community through a one-time donation to the Jacksonville Electric Authority

MYLES JACK'S NFL REGULAR SEASON DEFENSIVE STATISTICS

| DATE | TEAM | GP | TACKLES | | | | | | | INTERCEPTIONS | | | | | O. FUMB | | | | ST | | | MISC | | | | | |
|-------------------|---------|-----------|-----------|------------|------------|------------|-----------|-----------|------------|---------------|-----------|----------|-----------|------------|----------|-----------|----------|----------|----------|-----------|----------|----------|----------|----------|----------|----------|---|
| | | | GS | TK | S | A | TFL | YDS | SK | YDS | QBH | NO | YDS | LG | TD | PD | FF | FR | TD | YDS | TK | S | A | FF | FR | S | A |
| 2016 | Jaguars | 16 | 10 | 22 | 16 | 6 | 1 | 1 | 0.5 | 0.0 | 2 | 0 | 0 | 0 | 0 | 2 | 0 | 0 | 0 | 0 | 2 | 2 | 0 | 0 | 0 | 0 | 0 |
| 2017 | Jaguars | 16 | 16 | 90 | 66 | 24 | 5 | 11 | 2.0 | 11.5 | 5 | 0 | 0 | 0 | 0 | 3 | 0 | 1 | 1 | 81 | 0 | 0 | 0 | 0 | 0 | 0 | |
| 2018 | Jaguars | 16 | 16 | 107 | 75 | 32 | 1 | 11 | 2.5 | 15.0 | 4 | 1 | 32 | 32t | 1 | 1 | 1 | 1 | 0 | 0 | 0 | 0 | 0 | 0 | 0 | 0 | |
| 2019 | Jaguars | 11 | 11 | 66 | 42 | 24 | 3 | 13 | 0.5 | 4.0 | 2 | 1 | 14 | 14 | 0 | 4 | 0 | 0 | 0 | 0 | 0 | 0 | 0 | 0 | 0 | 0 | |
| 2020 | Jaguars | 14 | 14 | 118 | 72 | 46 | 6 | 11 | 1.0 | 6.0 | 2 | 1 | 0 | 0 | 0 | 5 | 1 | 2 | 0 | 16 | 0 | 0 | 0 | 0 | 0 | 0 | |
| 2021 | Jaguars | 13 | 13 | 92 | 51 | 41 | 3 | 5 | 0.0 | 0.0 | 2 | 0 | 0 | 0 | 0 | 0 | 0 | 0 | 0 | 0 | 0 | 0 | 0 | 0 | 0 | 0 | |
| NFL TOTALS | | 86 | 80 | 495 | 322 | 173 | 19 | 52 | 6.5 | 36.5 | 17 | 3 | 46 | 32T | 1 | 15 | 2 | 4 | 1 | 97 | 2 | 2 | 0 | 0 | 0 | 0 | |

MYLES JACK'S NFL POSTSEASON DEFENSIVE STATISTICS

| DATE | TEAM | GP | TACKLES | | | | | | | INTERCEPTIONS | | | | | O. FUMB | | | | ST | | | MISC | | | | |
|-------------------|---------|----------|----------|-----------|-----------|----------|----------|----------|------------|---------------|----------|----------|----------|----------|----------|----------|----------|----------|----------|----------|----------|----------|----------|----------|----------|----------|
| | | | GS | TK | S | A | TFL | YDS | SK | YDS | QBH | NO | YDS | LG | TD | PD | FF | FR | TD | YDS | TK | S | A | FF | FR | S |
| 2017 | Jaguars | 3 | 3 | 19 | 16 | 3 | 2 | 8 | 1.0 | 7.0 | 2 | 1 | 0 | 0 | 0 | 3 | 1 | 1 | 0 | 0 | 0 | 0 | 0 | 0 | 0 | 0 |
| NFL TOTALS | | 3 | 3 | 19 | 16 | 3 | 2 | 8 | 1.0 | 7.0 | 2 | 1 | 0 | 0 | 0 | 3 | 1 | 1 | 0 | 0 | 0 | 0 | 0 | 0 | 0 | 0 |

SINGLE-GAME HIGHS: DEFENSIVE

| | | | |
|--------------------------|--|----------------------------------|---|
| Total Tackles | 14 at Houston Texans, Sep 10, 2017 13 at Tennessee Titans, Dec 06, 2018 | Tackles For Loss | 1 vs. Buffalo Bills, Nov 07, 2021 1 at Seattle Seahawks, Oct 31, 2021 ...17 more at 1. |
| Sacks | 1.0 vs. Indianapolis Colts, Sep 13, 2020 1.0 at Tennessee Titans, Dec 06, 2018 ...3 more at 1.0. | Interceptions | 1 at Cincinnati Bengals, Oct 04, 2020 1 at Cincinnati Bengals, Oct 20, 2019 ...1 more at 1. |
| Passes Defensed | 2 at Cincinnati Bengals, Oct 20, 2019 2 at Carolina Panthers, Oct 06, 2019 | Interception Return Yards | 32 at New York Giants, Sep 09, 2018 14 at Cincinnati Bengals, Oct 20, 2019 |
| Forced Fumbles | 1 vs. Houston Texans, Nov 08, 2020 1 at Buffalo Bills, Nov 25, 2018 | Special Teams Tackles | 1 vs. Houston Texans, Nov 13, 2016 1 at Chicago Bears, Oct 16, 2016 |
| Fumble Recoveries | 1 at Minnesota Vikings, Dec 06, 2020 1 at Green Bay Packers, Nov 15, 2020 ...2 more at 1. | | |

SINGLE-GAME HIGHS - POSTSEASON: DEFENSIVE

| | | | |
|------------------------|--|--------------------------|---|
| Total Tackles | 7 at New England Patriots, Jan 21, 2018 6 at Pittsburgh Steelers, Jan 14, 2018 ...1 more at 6. | Fumble Recoveries | 1 at New England Patriots, Jan 21, 2018 |
| Sacks | 1.0 vs. Buffalo Bills, Jan 07, 2018 | Tackles For Loss | 1 at Pittsburgh Steelers, Jan 14, 2018 1 vs. Buffalo Bills, Jan 07, 2018 |
| Passes Defensed | 2 vs. Buffalo Bills, Jan 07, 2018 1 at Pittsburgh Steelers, Jan 14, 2018 | Interceptions | 1 at Pittsburgh Steelers, Jan 14, 2018 |
| Forced Fumbles | 1 at New England Patriots, Jan 21, 2018 | | |

2021 GAME-BY-GAME REGULAR-SEASON STATISTICS (JAGUARS)

| DATE | OPPONENT | P/S | TACKLES | | | | | | | INTERCEPTIONS | | | | | O. FUMB | | | | ST | | | MISC | | | | | |
|--------------------|-------------|--------------|-----------|-----------|-----------|------------|------------|----------|----------|---------------|----------|----------|----------|----------|----------|----------|----------|----------|----------|----------|----------|----------|----------|----------|----------|-------------|-------|
| | | | TK | S | A | SK | YDS | TFL | YDS | QBH | NO | YDS | LG | TD | PD | FF | FR | TD | YDS | TK | S | A | FF | FR | S | A | W/L |
| 09/12 | at Texans | S | 9 | 6 | 3 | 0.0 | 0.0 | 1 | 4 | 0 | 0 | 0 | 0 | 0 | 0 | 0 | 0 | 0 | 0 | 0 | 0 | 0 | 0 | 0 | 0 | L | 21-37 |
| 09/19 | Broncos | S | 6 | 3 | 3 | 0.0 | 0.0 | 0 | 0 | 0 | 0 | 0 | 0 | 0 | 0 | 0 | 0 | 0 | 0 | 0 | 0 | 0 | 0 | 0 | 0 | L | 13-23 |
| 09/26 | Cardinals | S | 10 | 6 | 4 | 0.0 | 0.0 | 0 | 0 | 0 | 0 | 0 | 0 | 0 | 0 | 0 | 0 | 0 | 0 | 0 | 0 | 0 | 0 | 0 | L | 19-31 | |
| 09/30 | at Bengals | S | 7 | 2 | 5 | 0.0 | 0.0 | 0 | 0 | 0 | 0 | 0 | 0 | 0 | 0 | 0 | 0 | 0 | 0 | 0 | 0 | 0 | 0 | 0 | L | 21-24 | |
| 10/10 | Titans | S | 4 | 2 | 2 | 0.0 | 0.0 | 0 | 0 | 0 | 0 | 0 | 0 | 0 | 0 | 0 | 0 | 0 | 0 | 0 | 0 | 0 | 0 | 0 | L | 19-37 | |
| 10/17 | Dolphins | | INACTIVE | | | | | | | | | | | | | | | | | | | | | | | | |
| 10/31 | at Seahawks | S | 8 | 5 | 3 | 0.0 | 0.0 | 1 | 0 | 0 | 0 | 0 | 0 | 0 | 0 | 0 | 0 | 0 | 0 | 0 | 0 | 0 | 0 | 0 | 0 | L | 23-20 |
| 11/07 | Bills | S | 7 | 5 | 2 | 0.0 | 0.0 | 1 | 1 | 1 | 0 | 0 | 0 | 0 | 0 | 0 | 0 | 0 | 0 | 0 | 0 | 0 | 0 | 0 | 0 | W | 9-6 |
| 11/14 | at Colts | S | 4 | 4 | 0 | 0.0 | 0.0 | 0 | 0 | 1 | 0 | 0 | 0 | 0 | 0 | 0 | 0 | 0 | 0 | 0 | 0 | 0 | 0 | 0 | 0 | L | 17-23 |
| 11/21 | 49ers | S | 12 | 5 | 7 | 0.0 | 0.0 | 0 | 0 | 0 | 0 | 0 | 0 | 0 | 0 | 0 | 0 | 0 | 0 | 0 | 0 | 0 | 0 | 0 | 0 | L | 10-30 |
| 11/28 | Falcons | S | 8 | 4 | 4 | 0.0 | 0.0 | 0 | 0 | 0 | 0 | 0 | 0 | 0 | 0 | 0 | 0 | 0 | 0 | 0 | 0 | 0 | 0 | 0 | 0 | L | 14-21 |
| 12/05 | at Rams | S | 7 | 3 | 4 | 0.0 | 0.0 | 0 | 0 | 0 | 0 | 0 | 0 | 0 | 0 | 0 | 0 | 0 | 0 | 0 | 0 | 0 | 0 | 0 | 0 | L | 7-37 |
| 12/12 | at Titans | S | 10 | 6 | 4 | 0.0 | 0.0 | 0 | 0 | 0 | 0 | 0 | 0 | 0 | 0 | 0 | 0 | 0 | 0 | 0 | 0 | 0 | 0 | 0 | 0 | L | 0-20 |
| 2021 TOTALS | | 12-12 | 92 | 51 | 41 | 0.0 | 0.0 | 3 | 5 | 2 | 0 | 0 | 0 | 0 | 0 | 0 | 0 | 0 | 0 | 0 | 0 | 0 | 0 | 0 | 0 | 2-11 | |



2020 GAME-BY-GAME REGULAR-SEASON STATISTICS (JAGUARS)

| DATE | OPPONENT | P/S | TACKLES | | | | | | | | | INTERCEPTIONS | | | | | O. FUMB | | | | ST | | | | MISC | | SCORE | | | | | | | | | | |
|--------------------|-------------|--------------|------------|-----------|-----------|------------|------------|----------|-----------|----------|----------|---------------|----------|----------|----------|----------|----------|----------|-----------|----------|----------|----------|----------|----------|----------|-------------|--------|-------|--|--|--|--|--|--|---|-------|-------|
| | | | TK | S | A | SK | YDS | TFL | YDS | QBH | NO | YDS | LG | TD | PD | FF | FR | TD | YDS | TK | S | A | FF | FR | S | A | | W/L | | | | | | | | | |
| 09/13 | Colts | S | 11 | 8 | 3 | 1.0 | 6.0 | 1 | 6 | 2 | 0 | 0 | 0 | 0 | 0 | 0 | 0 | 0 | 0 | 0 | 0 | 0 | 0 | 0 | 0 | 0 | W | 27-20 | | | | | | | | | |
| 09/20 | at Titans | S | 11 | 5 | 6 | 0.0 | 0.0 | 0 | 0 | 0 | 0 | 0 | 0 | 0 | 1 | 0 | 0 | 0 | 0 | 0 | 0 | 0 | 0 | 0 | 0 | 0 | L | 30-33 | | | | | | | | | |
| 09/24 | Dolphins | S | 11 | 7 | 4 | 0.0 | 0.0 | 0 | 0 | 0 | 0 | 0 | 0 | 0 | 0 | 0 | 0 | 0 | 0 | 0 | 0 | 0 | 0 | 0 | 0 | 0 | L | 13-31 | | | | | | | | | |
| 10/04 | at Bengals | S | 4 | 3 | 1 | 0.0 | 0.0 | 0 | 0 | 0 | 1 | 0 | 0 | 0 | 1 | 0 | 0 | 0 | 0 | 0 | 0 | 0 | 0 | 0 | 0 | L | 25-33 | | | | | | | | | | |
| 10/11 | at Texans | | INACTIVE | | | | | | | | | | | | | | | | | | | | | | | | | | | | | | | | L | 14-30 | |
| 10/18 | Lions | S | 4 | 3 | 1 | 0.0 | 0.0 | 1 | 1 | 0 | 0 | 0 | 0 | 0 | 0 | 0 | 0 | 0 | 0 | 0 | 0 | 0 | 0 | 0 | 0 | L | 16-34 | | | | | | | | | | |
| 10/25 | at Chargers | | INACTIVE | | | | | | | | | | | | | | | | | | | | | | | | | | | | | | | | | L | 29-39 |
| 11/08 | Texans | S | 11 | 6 | 5 | 0.0 | 0.0 | 1 | 2 | 0 | 0 | 0 | 0 | 0 | 1 | 1 | 0 | 0 | 0 | 0 | 0 | 0 | 0 | 0 | 0 | L | 25-27 | | | | | | | | | | |
| 11/15 | at Packers | S | 8 | 3 | 5 | 0.0 | 0.0 | 0 | 0 | 0 | 0 | 0 | 0 | 0 | 0 | 0 | 1 | 0 | 16 | 0 | 0 | 0 | 0 | 0 | 0 | L | 20-24 | | | | | | | | | | |
| 11/22 | Steelers | S | 5 | 3 | 2 | 0.0 | 0.0 | 1 | 0 | 0 | 0 | 0 | 0 | 0 | 0 | 0 | 0 | 0 | 0 | 0 | 0 | 0 | 0 | 0 | 0 | L | 3-27 | | | | | | | | | | |
| 11/29 | Browns | S | 9 | 3 | 6 | 0.0 | 0.0 | 1 | 1 | 0 | 0 | 0 | 0 | 0 | 0 | 0 | 0 | 0 | 0 | 0 | 0 | 0 | 0 | 0 | 0 | L | 25-27 | | | | | | | | | | |
| 12/06 | at Vikings | S | 11 | 6 | 5 | 0.0 | 0.0 | 0 | 0 | 0 | 0 | 0 | 0 | 0 | 0 | 1 | 0 | 0 | 0 | 0 | 0 | 0 | 0 | 0 | 0 | L | 24-27+ | | | | | | | | | | |
| 12/13 | Titans | S | 10 | 7 | 3 | 0.0 | 0.0 | 1 | 1 | 0 | 0 | 0 | 0 | 0 | 0 | 0 | 0 | 0 | 0 | 0 | 0 | 0 | 0 | 0 | 0 | L | 10-31 | | | | | | | | | | |
| 12/20 | at Ravens | S | 10 | 7 | 3 | 0.0 | 0.0 | 0 | 0 | 0 | 0 | 0 | 0 | 0 | 1 | 0 | 0 | 0 | 0 | 0 | 0 | 0 | 0 | 0 | 0 | L | 14-40 | | | | | | | | | | |
| 12/27 | Bears | S | 8 | 6 | 2 | 0.0 | 0.0 | 0 | 0 | 0 | 0 | 0 | 0 | 0 | 0 | 0 | 0 | 0 | 0 | 0 | 0 | 0 | 0 | 0 | 0 | L | 17-41 | | | | | | | | | | |
| 01/03 | at Colts | S | 5 | 5 | 0 | 0.0 | 0.0 | 0 | 0 | 0 | 0 | 0 | 0 | 0 | 1 | 0 | 0 | 0 | 0 | 0 | 0 | 0 | 0 | 0 | 0 | L | 14-28 | | | | | | | | | | |
| 2020 TOTALS | | 14-14 | 118 | 72 | 46 | 1.0 | 6.0 | 6 | 11 | 2 | 1 | 0 | 0 | 0 | 5 | 1 | 2 | 0 | 16 | 0 | 0 | 0 | 0 | 0 | 0 | 1-15 | | | | | | | | | | | |

+ - Overtime

2019 GAME-BY-GAME REGULAR-SEASON STATISTICS (JAGUARS)

| DATE | OPPONENT | P/S | TACKLES | | | | | | | | | INTERCEPTIONS | | | | | O. FUMB | | | | ST | | | | MISC | | SCORE | | | | | | | | | |
|--------------------|-------------|--------------|-----------------|-----------|-----------|------------|------------|----------|-----------|----------|----------|---------------|-----------|----------|----------|----------|----------|----------|----------|----------|----------|----------|----------|----------|----------|-------------|-------|-----|--|--|--|--|---|-------|-------|-------|
| | | | TK | S | A | SK | YDS | TFL | YDS | QBH | NO | YDS | LG | TD | PD | FF | FR | TD | YDS | TK | S | A | FF | FR | S | A | | W/L | | | | | | | | |
| 09/08 | Chiefs | S | 2 | 2 | 0 | 0.0 | 0.0 | 0 | 0 | 0 | 0 | 0 | 0 | 0 | 0 | 0 | 0 | 0 | 0 | 0 | 0 | 0 | 0 | 0 | 0 | L | 26-40 | | | | | | | | | |
| 09/15 | at Texans | S | 7 | 4 | 3 | 0.5 | 4.0 | 0 | 0 | 1 | 0 | 0 | 0 | 0 | 0 | 0 | 0 | 0 | 0 | 0 | 0 | 0 | 0 | 0 | 0 | L | 12-13 | | | | | | | | | |
| 09/19 | Titans | S | 2 | 2 | 0 | 0.0 | 0.0 | 1 | 1 | 0 | 0 | 0 | 0 | 0 | 0 | 0 | 0 | 0 | 0 | 0 | 0 | 0 | 0 | 0 | 0 | W | 20-7 | | | | | | | | | |
| 09/29 | at Broncos | S | 6 | 3 | 3 | 0.0 | 0.0 | 0 | 0 | 0 | 0 | 0 | 0 | 0 | 0 | 0 | 0 | 0 | 0 | 0 | 0 | 0 | 0 | 0 | 0 | W | 26-24 | | | | | | | | | |
| 10/06 | at Panthers | S | 9 | 3 | 6 | 0.0 | 0.0 | 1 | 12 | 0 | 0 | 0 | 0 | 0 | 2 | 0 | 0 | 0 | 0 | 0 | 0 | 0 | 0 | 0 | 0 | L | 27-34 | | | | | | | | | |
| 10/13 | Saints | S | 8 | 3 | 5 | 0.0 | 0.0 | 0 | 0 | 0 | 0 | 0 | 0 | 0 | 0 | 0 | 0 | 0 | 0 | 0 | 0 | 0 | 0 | 0 | 0 | L | 6-13 | | | | | | | | | |
| 10/20 | at Bengals | S | 5 | 3 | 2 | 0.0 | 0.0 | 0 | 0 | 0 | 1 | 14 | 14 | 0 | 2 | 0 | 0 | 0 | 0 | 0 | 0 | 0 | 0 | 0 | 0 | W | 27-17 | | | | | | | | | |
| 10/27 | Jets | S | 4 | 3 | 1 | 0.0 | 0.0 | 0 | 0 | 0 | 0 | 0 | 0 | 0 | 0 | 0 | 0 | 0 | 0 | 0 | 0 | 0 | 0 | 0 | 0 | W | 29-15 | | | | | | | | | |
| 11/03 | Texans | S | 7 | 6 | 1 | 0.0 | 0.0 | 0 | 0 | 0 | 0 | 0 | 0 | 0 | 0 | 0 | 0 | 0 | 0 | 0 | 0 | 0 | 0 | 0 | 0 | L | 3-26 | | | | | | | | | |
| 11/17 | at Colts | S | 9 | 7 | 2 | 0.0 | 0.0 | 0 | 0 | 1 | 0 | 0 | 0 | 0 | 0 | 0 | 0 | 0 | 0 | 0 | 0 | 0 | 0 | 0 | 0 | L | 13-33 | | | | | | | | | |
| 11/24 | at Titans | S | 7 | 6 | 1 | 0.0 | 0.0 | 1 | 0 | 0 | 0 | 0 | 0 | 0 | 0 | 0 | 0 | 0 | 0 | 0 | 0 | 0 | 0 | 0 | 0 | L | 20-42 | | | | | | | | | |
| 12/01 | Buccaneers | | INACTIVE | | | | | | | | | | | | | | | | | | | | | | | | | | | | | | | | L | 11-28 |
| 12/08 | Chargers | | DID NOT PLAY | | | | | | | | | | | | | | | | | | | | | | | | | | | | | | | L | 10-45 | |
| 12/15 | at Raiders | | DID NOT PLAY | | | | | | | | | | | | | | | | | | | | | | | | | | | | | | W | 20-16 | | |
| 12/22 | at Falcons | | INJURED RESERVE | | | | | | | | | | | | | | | | | | | | | | | | | | | | | | L | 12-24 | | |
| 12/29 | Colts | | INJURED RESERVE | | | | | | | | | | | | | | | | | | | | | | | | | | | | | | W | 38-20 | | |
| 2019 TOTALS | | 11-11 | 66 | 42 | 24 | 0.5 | 4.0 | 3 | 13 | 2 | 1 | 14 | 14 | 0 | 4 | 0 | 0 | 0 | 0 | 0 | 0 | 0 | 0 | 0 | 0 | 6-10 | | | | | | | | | | |

2018 GAME-BY-GAME REGULAR-SEASON STATISTICS (JAGUARS)

| DATE | OPPONENT | P/S | TACKLES | | | | | | | | | INTERCEPTIONS | | | | | O. FUMB | | | | ST | | | | MISC | | SCORE |
|--------------------|-------------|--------------|------------|-----------|-----------|------------|-------------|----------|-----------|----------|----------|---------------|------------|----------|----------|----------|----------|----------|----------|----------|----------|----------|----------|----------|----------|-------------|-------|
| | | | TK | S | A | SK | YDS | TFL | YDS | QBH | NO | YDS | LG | TD | PD | FF | FR | TD | YDS | TK | S | A | FF | FR | S | A | |
| 09/09 | at Giants | S | 10 | 7 | 3 | 0.0 | 0.0 | 0 | 0 | 0 | 1 | 32 | 32 | 1 | 1 | 0 | 0 | 0 | 0 | 0 | 0 | 0 | 0 | 0 | 0 | W | 20-15 |
| 09/16 | Patriots | S | 8 | 7 | 1 | 0.0 | 0.0 | 0 | 0 | 0 | 0 | 0 | 0 | 0 | 0 | 0 | 0 | 0 | 0 | 0 | 0 | 0 | 0 | 0 | 0 | W | 31-20 |
| 09/23 | Titans | S | 3 | 2 | 1 | 0.0 | 0.0 | 0 | 0 | 0 | 0 | 0 | 0 | 0 | 0 | 0 | 0 | 0 | 0 | 0 | 0 | 0 | 0 | 0 | 0 | L | 6-9 |
| 09/30 | Jets | S | 5 | 4 | 1 | 0.0 | 0.0 | 0 | 0 | 0 | 0 | 0 | 0 | 0 | 0 | 0 | 0 | 0 | 0 | 0 | 0 | 0 | 0 | 0 | 0 | W | 31-12 |
| 10/07 | at Chiefs | S | 10 | 5 | 5 | 0.0 | 0.0 | 0 | 0 | 0 | 0 | 0 | 0 | 0 | 0 | 0 | 0 | 0 | 0 | 0 | 0 | 0 | 0 | 0 | 0 | L | 14-30 |
| 10/14 | at Cowboys | S | 5 | 3 | 2 | 0.0 | 0.0 | 0 | 0 | 0 | 0 | 0 | 0 | 0 | 0 | 0 | 0 | 0 | 0 | 0 | 0 | 0 | 0 | 0 | 0 | L | 7-40 |
| 10/21 | Texans | S | 6 | 5 | 1 | 0.0 | 0.0 | 0 | 0 | 0 | 0 | 0 | 0 | 0 | 0 | 0 | 0 | 0 | 0 | 0 | 0 | 0 | 0 | 0 | 0 | L | 7-20 |
| 10/28 | Eagles | S | 5 | 2 | 3 | 1.0 | 11.0 | 1 | 11 | 1 | 0 | 0 | 0 | 0 | 0 | 0 | 0 | 0 | 0 | 0 | 0 | 0 | 0 | 0 | 0 | L | 18-24 |
| 11/11 | at Colts | S | 3 | 3 | 0 | 0.0 | 0.0 | 0 | 0 | 0 | 0 | 0 | 0 | 0 | 0 | 0 | 0 | 0 | 0 | 0 | 0 | 0 | 0 | 0 | 0 | L | 26-29 |
| 11/18 | Steelers | S | 1 | 1 | 0 | 0.0 | 0.0 | 0 | 0 | 0 | 0 | 0 | 0 | 0 | 0 | 0 | 0 | 0 | 0 | 0 | 0 | 0 | 0 | 0 | 0 | L | 16-20 |
| 11/25 | at Bills | S | 4 | 3 | 1 | 0.0 | 0.0 | 0 | 0 | 1 | 0 | 0 | 0 | 0 | 0 | 1 | 0 | 0 | 0 | 0 | 0 | 0 | 0 | 0 | 0 | L | 21-24 |
| 12/02 | Colts | S | 10 | 7 | 3 | 0.0 | 0.0 | 0 | 0 | 0 | 0 | 0 | 0 | 0 | 0 | 0 | 1 | 0 | 0 | 0 | 0 | 0 | 0 | 0 | 0 | W | 6-0 |
| 12/06 | at Titans | S | 13 | 8 | 5 | 1.0 | 0.0 | 0 | 0 | 1 | 0 | 0 | 0 | 0 | 0 | 0 | 0 | 0 | 0 | 0 | 0 | 0 | 0 | 0 | 0 | L | 9-30 |
| 12/16 | Washington | S | 6 | 5 | 1 | 0.0 | 0.0 | 0 | 0 | 0 | 0 | 0 | 0 | 0 | 0 | 0 | 0 | 0 | 0 | 0 | 0 | 0 | 0 | 0 | 0 | L | 13-16 |
| 12/23 | at Dolphins | S | 8 | 7 | 1 | 0.0 | 0.0 | 0 | 0 | 0 | 0 | 0 | 0 | 0 | 0 | 0 | 0 | 0 | 0 | 0 | 0 | 0 | 0 | 0 | 0 | W | 17-7 |
| 12/30 | at Texans | S | 10 | 6 | 4 | 0.5 | 4.0 | 0 | 0 | 1 | 0 | 0 | 0 | 0 | 0 | 0 | 0 | 0 | 0 | 0 | 0 | 0 | 0 | 0 | 0 | L | 3-20 |
| 2018 TOTALS | | 16-16 | 107 | 75 | 32 | 2.5 | 15.0 | 1 | 11 | 4 | 1 | 32 | 32T | 1 | 1 | 1 | 1 | 0 | 0 | 0 | 0 | 0 | 0 | 0 | 0 | 5-11 | |



2017 GAME-BY-GAME REGULAR-SEASON STATISTICS (JAGUARS)

| DATE | OPPONENT | P/S | TACKLES | | | | | | | INTERCEPTIONS | | | | | O. FUMB | | | | ST | | | | MISC | | W/L | SCORE | | | | | |
|--------------------|--------------|-----|--------------|-----------|-----------|-----------|------------|-------------|----------|---------------|----------|----------|----------|----------|----------|----------|----------|----------|----------|-----------|----------|----------|----------|----------|----------|----------|----------|----------|----------|----------|-------------|
| | | | TK | S | A | SK | YDS | TFL | YDS | QBH | NO | YDS | LG | TD | PD | FF | FR | TD | YDS | TK | S | A | FF | FR | | | S | A | | | |
| 09/10 | at Texans | S | 14 | 8 | 6 | 0.0 | 0.0 | 1 | 1 | 0 | 0 | 0 | 0 | 0 | 0 | 0 | 0 | 0 | 0 | 0 | 0 | 0 | 0 | 0 | 0 | W | 29-7 | | | | |
| 09/17 | Titans | S | 6 | 5 | 1 | 1.0 | 4.0 | 1 | 4 | 1 | 0 | 0 | 0 | 0 | 0 | 0 | 0 | 0 | 0 | 0 | 0 | 0 | 0 | 0 | 0 | L | 16-37 | | | | |
| 09/24 | Ravens | S | 4 | 4 | 0 | 0.0 | 0.0 | 0 | 0 | 0 | 0 | 0 | 0 | 0 | 0 | 0 | 0 | 0 | 0 | 0 | 0 | 0 | 0 | 0 | 0 | W | 44-7 | | | | |
| 10/01 | at Jets | S | 9 | 8 | 1 | 0.0 | 0.0 | 1 | 4 | 1 | 0 | 0 | 0 | 0 | 0 | 0 | 1 | 1 | 81 | 0 | 0 | 0 | 0 | 0 | 0 | L | 20-23+ | | | | |
| 10/08 | at Steelers | S | 9 | 5 | 4 | 0.0 | 0.0 | 0 | 0 | 0 | 0 | 0 | 0 | 0 | 0 | 0 | 0 | 0 | 0 | 0 | 0 | 0 | 0 | 0 | 0 | W | 30-9 | | | | |
| 10/15 | Rams | S | 6 | 5 | 1 | 0.0 | 0.0 | 1 | 1 | 0 | 0 | 0 | 0 | 0 | 0 | 0 | 0 | 0 | 0 | 0 | 0 | 0 | 0 | 0 | 0 | L | 17-27 | | | | |
| 10/22 | at Colts | S | 8 | 4 | 4 | 1.0 | 7.5 | 0 | 0 | 2 | 0 | 0 | 0 | 0 | 1 | 0 | 0 | 0 | 0 | 0 | 0 | 0 | 0 | 0 | 0 | W | 27-0 | | | | |
| 11/05 | Bengals | S | 1 | 1 | 0 | 0.0 | 0.0 | 0 | 0 | 0 | 0 | 0 | 0 | 0 | 0 | 0 | 0 | 0 | 0 | 0 | 0 | 0 | 0 | 0 | 0 | W | 23-7 | | | | |
| 11/12 | Chargers | S | 9 | 8 | 1 | 0.0 | 0.0 | 1 | 1 | 0 | 0 | 0 | 0 | 0 | 0 | 0 | 0 | 0 | 0 | 0 | 0 | 0 | 0 | 0 | 0 | W | 20-17+ | | | | |
| 11/19 | at Browns | S | 2 | 1 | 1 | 0.0 | 0.0 | 0 | 0 | 0 | 0 | 0 | 0 | 0 | 1 | 0 | 0 | 0 | 0 | 0 | 0 | 0 | 0 | 0 | 0 | W | 19-7 | | | | |
| 11/26 | at Cardinals | S | 3 | 3 | 0 | 0.0 | 0.0 | 0 | 0 | 0 | 0 | 0 | 0 | 0 | 0 | 0 | 0 | 0 | 0 | 0 | 0 | 0 | 0 | 0 | 0 | L | 24-27 | | | | |
| 12/03 | Colts | S | 5 | 3 | 2 | 0.0 | 0.0 | 0 | 0 | 0 | 0 | 0 | 0 | 0 | 0 | 0 | 0 | 0 | 0 | 0 | 0 | 0 | 0 | 0 | 0 | W | 30-10 | | | | |
| 12/10 | Seahawks | S | 6 | 5 | 1 | 0.0 | 0.0 | 0 | 0 | 0 | 0 | 0 | 0 | 0 | 0 | 0 | 0 | 0 | 0 | 0 | 0 | 0 | 0 | 0 | 0 | W | 30-24 | | | | |
| 12/17 | Texans | S | 2 | 1 | 1 | 0.0 | 0.0 | 0 | 0 | 0 | 0 | 0 | 0 | 0 | 1 | 0 | 0 | 0 | 0 | 0 | 0 | 0 | 0 | 0 | 0 | W | 45-7 | | | | |
| 12/24 | at 49ers | S | 3 | 3 | 0 | 0.0 | 0.0 | 0 | 0 | 0 | 0 | 0 | 0 | 0 | 0 | 0 | 0 | 0 | 0 | 0 | 0 | 0 | 0 | 0 | 0 | L | 33-44 | | | | |
| 12/31 | at Titans | S | 3 | 2 | 1 | 0.0 | 0.0 | 0 | 0 | 1 | 0 | 0 | 0 | 0 | 0 | 0 | 0 | 0 | 0 | 0 | 0 | 0 | 0 | 0 | 0 | L | 10-15 | | | | |
| 2017 TOTALS | | | 16-16 | 90 | 66 | 24 | 2.0 | 11.5 | 5 | 11 | 5 | 0 | 0 | 0 | 0 | 3 | 0 | 1 | 1 | 81 | 0 | 0 | 0 | 0 | 0 | 0 | 0 | 0 | 0 | 0 | 10-6 |

+ - Overtime

2016 GAME-BY-GAME REGULAR-SEASON STATISTICS (JAGUARS)

| DATE | OPPONENT | P/S | TACKLES | | | | | | | INTERCEPTIONS | | | | | O. FUMB | | | | ST | | | | MISC | | W/L | SCORE | | | | | |
|--------------------|-------------|-----|--------------|-----------|-----------|----------|------------|------------|----------|---------------|----------|----------|----------|----------|----------|----------|----------|----------|----------|----------|----------|----------|----------|----------|----------|----------|----------|----------|----------|----------|-------------|
| | | | TK | S | A | SK | YDS | TFL | YDS | QBH | NO | YDS | LG | TD | PD | FF | FR | TD | YDS | TK | S | A | FF | FR | | | S | A | | | |
| 09/11 | Packers | P | 0 | 0 | 0 | 0.0 | 0.0 | 0 | 0 | 0 | 0 | 0 | 0 | 0 | 0 | 0 | 0 | 0 | 0 | 0 | 0 | 0 | 0 | 0 | 0 | L | 23-27 | | | | |
| 09/18 | at Chargers | P | 2 | 2 | 0 | 0.0 | 0.0 | 0 | 0 | 0 | 0 | 0 | 0 | 0 | 0 | 0 | 0 | 0 | 0 | 0 | 0 | 0 | 0 | 0 | 0 | L | 14-38 | | | | |
| 09/25 | Ravens | P | 0 | 0 | 0 | 0.0 | 0.0 | 0 | 0 | 0 | 0 | 0 | 0 | 0 | 0 | 0 | 0 | 0 | 0 | 0 | 0 | 0 | 0 | 0 | 0 | L | 17-19 | | | | |
| 10/02 | Colts | S | 4 | 3 | 1 | 0.0 | 0.0 | 0 | 0 | 0 | 0 | 0 | 0 | 0 | 1 | 0 | 0 | 0 | 0 | 0 | 0 | 0 | 0 | 0 | 0 | W | 30-27 | | | | |
| 10/16 | at Bears | S | 1 | 1 | 0 | 0.0 | 0.0 | 0 | 0 | 0 | 0 | 0 | 0 | 0 | 0 | 0 | 0 | 0 | 0 | 1 | 1 | 0 | 0 | 0 | 0 | W | 17-16 | | | | |
| 10/23 | Raiders | S | 1 | 1 | 0 | 0.0 | 0.0 | 0 | 0 | 0 | 0 | 0 | 0 | 0 | 0 | 0 | 0 | 0 | 0 | 0 | 0 | 0 | 0 | 0 | 0 | L | 16-33 | | | | |
| 10/27 | at Titans | S | 0 | 0 | 0 | 0.0 | 0.0 | 0 | 0 | 0 | 0 | 0 | 0 | 0 | 0 | 0 | 0 | 0 | 0 | 0 | 0 | 0 | 0 | 0 | 0 | L | 22-36 | | | | |
| 11/06 | at Chiefs | S | 1 | 1 | 0 | 0.0 | 0.0 | 0 | 0 | 0 | 0 | 0 | 0 | 0 | 0 | 0 | 0 | 0 | 0 | 0 | 0 | 0 | 0 | 0 | 0 | L | 14-19 | | | | |
| 11/13 | Texans | S | 2 | 2 | 0 | 0.0 | 0.0 | 0 | 0 | 1 | 0 | 0 | 0 | 0 | 0 | 0 | 0 | 0 | 0 | 1 | 1 | 0 | 0 | 0 | 0 | L | 21-24 | | | | |
| 11/20 | at Lions | P | 3 | 2 | 1 | 0.0 | 0.0 | 1 | 1 | 0 | 0 | 0 | 0 | 0 | 0 | 0 | 0 | 0 | 0 | 0 | 0 | 0 | 0 | 0 | 0 | L | 19-26 | | | | |
| 11/27 | at Bills | S | 5 | 2 | 3 | 0.5 | 0.0 | 0 | 0 | 1 | 0 | 0 | 0 | 0 | 0 | 0 | 0 | 0 | 0 | 0 | 0 | 0 | 0 | 0 | 0 | L | 21-28 | | | | |
| 12/04 | Broncos | S | 1 | 1 | 0 | 0.0 | 0.0 | 0 | 0 | 0 | 0 | 0 | 0 | 0 | 0 | 0 | 0 | 0 | 0 | 0 | 0 | 0 | 0 | 0 | 0 | L | 10-20 | | | | |
| 12/11 | Vikings | P | 1 | 0 | 1 | 0.0 | 0.0 | 0 | 0 | 0 | 0 | 0 | 0 | 0 | 0 | 0 | 0 | 0 | 0 | 0 | 0 | 0 | 0 | 0 | 0 | L | 16-25 | | | | |
| 12/18 | at Texans | P | 1 | 1 | 0 | 0.0 | 0.0 | 0 | 0 | 0 | 0 | 0 | 0 | 0 | 0 | 0 | 0 | 0 | 0 | 0 | 0 | 0 | 0 | 0 | 0 | L | 20-21 | | | | |
| 12/24 | Titans | S | 0 | 0 | 0 | 0.0 | 0.0 | 0 | 0 | 0 | 0 | 0 | 0 | 0 | 0 | 0 | 0 | 0 | 0 | 0 | 0 | 0 | 0 | 0 | 0 | W | 38-17 | | | | |
| 01/01 | at Colts | S | 0 | 0 | 0 | 0.0 | 0.0 | 0 | 0 | 0 | 0 | 0 | 0 | 0 | 1 | 0 | 0 | 0 | 0 | 0 | 0 | 0 | 0 | 0 | 0 | L | 20-24 | | | | |
| 2016 TOTALS | | | 16-10 | 22 | 16 | 6 | 0.5 | 0.0 | 1 | 1 | 2 | 0 | 0 | 0 | 0 | 2 | 0 | 0 | 0 | 0 | 2 | 2 | 0 | 0 | 0 | 0 | 0 | 0 | 0 | 0 | 3-13 |





RAYSHAWN JENKINS | 2



POSITION: SAFETY

HT: 6-1 | **WT:** 200 | **DOB:** 1-25-1994

COLLEGE: MIAMI

HOMETOWN: ST. PETERSBURG, FLA.

ACQ: UFA (LAC)-'21

EXP: 5th YEAR



Jenkz_26



@jenkz_26

KEY TRANSACTIONS

- Originally drafted by the Los Angeles Chargers in the fourth round (117th overall) of the 2017 draft
- Signed by Jacksonville as an unrestricted free agent on 3/15/21

PRO

2021 (Jaguars)

- Voted a team captain for the 2021 season
- 12/12 at TEN:** Started at safety and posted three tackles
- 12/5 at LAR:** Started at safety and recorded six total tackles (two solo)
- 11/28 vs. ATL:** Started at safety and posted six total tackles (five solo)
- 11/21 vs. S.F.:** Started at safety and recorded two total tackles
- 11/14 at IND:** Started at safety and recorded six total tackles (four solo) and one special teams tackle
- 11/7 vs. BUF:** Started at safety and recorded two total tackles... Also had two special teams tackles
- 10/31 at SEA:** Started at safety and recorded six total tackles (four solo)
- 10/17 vs. MIA:** Started at safety and finished the game with nine total tackles (six solo) and one pass defended... Added one special teams tackle
- 10/10 vs. TEN:** Started at safety and recorded five total tackles (four solo)
- 9/30 at CIN:** Started at safety and had seven total tackles (three solo)... Also had one special teams tackle
- 9/26 vs. ARI:** Started at safety and recorded two total tackles
- 9/19 vs. DEN:** Started at safety and recorded six solo tackles and one pass defended in home debut
- 9/12 at HOU:** Started at safety and had six solo tackles, one tackle for loss, one pass defended and one QB hit in his Jaguars debut

2020 (Chargers)

- Played and started in 15 games... Had a career-high 84 tackles (58 solo), four tackles for loss and two interceptions... Also had 1.0 sack and tied a career high with four passes defended

2019 (Chargers)

- Started all 16 games at safety, registering 52 tackles (34 solo) and two tackles for loss
- Recorded three INTs and four passes defended on the year... Had three tackles on special teams

2018 (Chargers)

- Appeared in 15 contests with one start at safety
- Posted 13 tackles (eight solo)... Recorded a half-sack, the first of his career, and 1.5 tackles for loss... Registered 10 tackles on special teams
- Started both postseason games at safety, recording 12 tackles (eight solo)... Added a special teams tackle

2017 (Chargers)

- Played in 15 games, missing one with a concussion
- Totalled five tackles (four solo), a pass defended and 11 tackles on special teams, pinning the opponent inside their own 20 four times

COLLEGE

- Played four seasons (2012-13, '15-16) at Miami with a medical redshirt in 2014, appearing in 49 career games with 33 starts
- Finished with 201 tackles, including eight tackles for loss and 1.5 sacks
- Posted nine INTs, 28 passes defended and a fumble recovery
- Earned honorable mention All-Atlantic Coast Conference as a senior when he ranked third on the team with 76 tackles (56 solo) while leading the team with two INTs.

PERSONAL

- Has 17 siblings
- Played youth football with teammate Shaquill Griffin
- Earned a degree in criminology with a minor in sports administration from Miami
- Played quarterback, wide receiver, running back and defensive back at Admiral Farragut Academy in St. Petersburg, Fla.
- Also ran track as was named the school's Athlete of the Year after winning the 1A state title in the 110-meter hurdles and finishing second in the 300-meter hurdles
- Lettered four years in football and three in track & field



RAYSHAWN JENKINS' NFL REGULAR SEASON DEFENSIVE STATISTICS

| DATE | TEAM | GP | TACKLES | | | | | | | INTERCEPTIONS | | | | | | | O. FUMB | | | | ST | | | | MISC | | |
|-------------------|----------|-----------|-----------|------------|------------|-----------|----------|-----------|------------|---------------|----------|----------|-----------|-----------|----------|-----------|----------|----------|----------|----------|-----------|-----------|----------|----------|----------|----------|----------|
| | | | GS | TK | S | A | TFL | YDS | SK | YDS | QBH | NO | YDS | LG | TD | PD | FF | FR | TD | YDS | TK | S | A | FF | FR | S | A |
| 2017 | Chargers | 15 | 0 | 5 | 4 | 1 | 0 | 0 | 0.0 | 0.0 | 1 | 0 | 0 | 0 | 1 | 0 | 0 | 0 | 0 | 0 | 8 | 6 | 2 | 0 | 0 | 0 | 0 |
| 2018 | Chargers | 15 | 1 | 13 | 8 | 5 | 1 | 1 | 0.5 | 3.5 | 2 | 0 | 0 | 0 | 0 | 0 | 0 | 0 | 0 | 0 | 10 | 5 | 5 | 0 | 0 | 0 | 0 |
| 2019 | Chargers | 16 | 16 | 53 | 34 | 19 | 2 | 9 | 0.0 | 0.0 | 0 | 3 | 10 | 8 | 0 | 4 | 0 | 0 | 0 | 0 | 1 | 0 | 1 | 0 | 0 | 0 | 0 |
| 2020 | Chargers | 15 | 15 | 81 | 56 | 25 | 4 | 9 | 1.0 | 6.0 | 1 | 2 | 23 | 23 | 0 | 4 | 0 | 0 | 0 | 0 | 3 | 2 | 1 | 0 | 0 | 0 | 0 |
| 2021 | Jaguars | 13 | 13 | 66 | 49 | 17 | 1 | 0 | 0.0 | 0.0 | 1 | 0 | 0 | 0 | 0 | 3 | 0 | 0 | 0 | 0 | 7 | 7 | 0 | 0 | 0 | 0 | 0 |
| NFL TOTALS | | 74 | 45 | 218 | 151 | 67 | 8 | 19 | 1.5 | 9.5 | 5 | 5 | 33 | 23 | 0 | 12 | 0 | 0 | 0 | 0 | 29 | 20 | 9 | 0 | 0 | 0 | 0 |

RAYSHAWN JENKINS' NFL POSTSEASON DEFENSIVE STATISTICS

| DATE | TEAM | GP | TACKLES | | | | | | | INTERCEPTIONS | | | | | | | O. FUMB | | | | ST | | | | MISC | | |
|-------------------|----------|----------|----------|-----------|----------|----------|----------|----------|------------|---------------|----------|----------|----------|----------|----------|----------|----------|----------|----------|----------|----------|----------|----------|----------|----------|----------|----------|
| | | | GS | TK | S | A | TFL | YDS | SK | YDS | QBH | NO | YDS | LG | TD | PD | FF | FR | TD | YDS | TK | S | A | FF | FR | S | A |
| 2018 | Chargers | 2 | 2 | 12 | 8 | 4 | 0 | 0 | 0.0 | 0.0 | 0 | 0 | 0 | 0 | 0 | 0 | 0 | 0 | 0 | 0 | 1 | 0 | 1 | 0 | 0 | 0 | 0 |
| NFL TOTALS | | 2 | 2 | 12 | 8 | 4 | 0 | 0 | 0.0 | 0.0 | 0 | 0 | 0 | 0 | 0 | 0 | 0 | 0 | 0 | 0 | 1 | 0 | 1 | 0 | 0 | 0 | 0 |

SINGLE-GAME HIGHS: DEFENSIVE

| | | | |
|-------------------------|--|----------------------------------|---|
| Total Tackles | 10 at Buffalo Bills, Nov 29, 2020 9 vs. Miami Dolphins, Oct 17, 2021 ...2 more at 9. | Interceptions | 1 vs. Atlanta Falcons, Dec 13, 2020 1 at Denver Broncos, Nov 01, 2020 ...3 more at 1. |
| Sacks | 1.0 vs. Carolina Panthers, Sep 27, 2020 0.5 at Cleveland Browns, Oct 14, 2018 | Interception Return Yards | 23 at Denver Broncos, Nov 01, 2020 8 vs. Pittsburgh Steelers, Oct 13, 2019 |
| Passes Defensed | 2 at Denver Broncos, Nov 01, 2020 1 vs. Miami Dolphins, Oct 17, 2021 ...9 more at 1. | Special Teams Tackles | 3 vs. Denver Broncos, Nov 18, 2018 3 at Cleveland Browns, Oct 14, 2018 |
| Tackles For Loss | 2 vs. Carolina Panthers, Sep 27, 2020 2 at Miami Dolphins, Sep 29, 2019 | | |

SINGLE-GAME HIGHS - POSTSEASON: DEFENSIVE

| | | | |
|----------------------|--|------------------------------|-------------------------------------|
| Total Tackles | 9 at New England Patriots, Jan 13, 2019 3 at Baltimore Ravens, Jan 06, 2019 | Special Teams Tackles | 1 at Baltimore Ravens, Jan 06, 2019 |
|----------------------|--|------------------------------|-------------------------------------|

2021 GAME-BY-GAME REGULAR-SEASON STATISTICS (JAGUARS)

| DATE | OPPONENT | P/S | TACKLES | | | | | | | INTERCEPTIONS | | | | | | | O. FUMB | | | | ST | | | | MISC | | | |
|--------------------|-------------|--------------|-----------|-----------|-----------|------------|------------|----------|----------|---------------|----------|----------|----------|----------|----------|----------|----------|----------|----------|----------|----------|----------|----------|----------|----------|----------|-------------|-------|
| | | | TK | S | A | SK | YDS | TFL | YDS | QBH | NO | YDS | LG | TD | PD | FF | FR | TD | YDS | TK | S | A | FF | FR | S | A | W/L | SCORE |
| 09/12 | at Texans | S | 6 | 6 | 0 | 0.0 | 0.0 | 1 | 0 | 1 | 0 | 0 | 0 | 0 | 1 | 0 | 0 | 0 | 0 | 0 | 0 | 0 | 0 | 0 | 0 | 0 | L | 21-37 |
| 09/19 | Broncos | S | 6 | 6 | 0 | 0.0 | 0.0 | 0 | 0 | 0 | 0 | 0 | 0 | 0 | 1 | 0 | 0 | 0 | 0 | 0 | 0 | 0 | 0 | 0 | 0 | L | 13-23 | |
| 09/26 | Cardinals | S | 2 | 2 | 0 | 0.0 | 0.0 | 0 | 0 | 0 | 0 | 0 | 0 | 0 | 0 | 0 | 0 | 0 | 0 | 0 | 0 | 0 | 0 | 0 | 0 | L | 19-31 | |
| 09/30 | at Bengals | S | 7 | 3 | 4 | 0.0 | 0.0 | 0 | 0 | 0 | 0 | 0 | 0 | 0 | 0 | 0 | 0 | 0 | 0 | 1 | 1 | 0 | 0 | 0 | 0 | L | 21-24 | |
| 10/10 | Titans | S | 5 | 4 | 1 | 0.0 | 0.0 | 0 | 0 | 0 | 0 | 0 | 0 | 0 | 0 | 0 | 0 | 0 | 0 | 0 | 0 | 0 | 0 | 0 | 0 | L | 19-37 | |
| 10/17 | Dolphins | S | 9 | 6 | 3 | 0.0 | 0.0 | 0 | 0 | 0 | 0 | 0 | 0 | 0 | 1 | 0 | 0 | 0 | 0 | 1 | 1 | 0 | 0 | 0 | 0 | W | 23-20 | |
| 10/31 | at Seahawks | S | 6 | 4 | 2 | 0.0 | 0.0 | 0 | 0 | 0 | 0 | 0 | 0 | 0 | 0 | 0 | 0 | 0 | 0 | 0 | 0 | 0 | 0 | 0 | 0 | L | 7-31 | |
| 11/07 | Bills | S | 2 | 2 | 0 | 0.0 | 0.0 | 0 | 0 | 0 | 0 | 0 | 0 | 0 | 0 | 0 | 0 | 0 | 0 | 2 | 2 | 0 | 0 | 0 | 0 | W | 9-6 | |
| 11/14 | at Colts | S | 6 | 4 | 2 | 0.0 | 0.0 | 0 | 0 | 0 | 0 | 0 | 0 | 0 | 0 | 0 | 0 | 0 | 0 | 1 | 1 | 0 | 0 | 0 | 0 | L | 17-23 | |
| 11/21 | 49ers | S | 2 | 2 | 0 | 0.0 | 0.0 | 0 | 0 | 0 | 0 | 0 | 0 | 0 | 0 | 0 | 0 | 0 | 0 | 0 | 0 | 0 | 0 | 0 | 0 | L | 10-30 | |
| 11/28 | Falcons | S | 6 | 5 | 1 | 0.0 | 0.0 | 0 | 0 | 0 | 0 | 0 | 0 | 0 | 0 | 0 | 0 | 0 | 0 | 2 | 2 | 0 | 0 | 0 | 0 | L | 14-21 | |
| 12/05 | at Rams | S | 6 | 2 | 4 | 0.0 | 0.0 | 0 | 0 | 0 | 0 | 0 | 0 | 0 | 0 | 0 | 0 | 0 | 0 | 0 | 0 | 0 | 0 | 0 | 0 | L | 7-37 | |
| 12/12 | at Titans | S | 3 | 3 | 0 | 0.0 | 0.0 | 0 | 0 | 0 | 0 | 0 | 0 | 0 | 0 | 0 | 0 | 0 | 0 | 0 | 0 | 0 | 0 | 0 | 0 | L | 0-20 | |
| 2021 TOTALS | | 13-13 | 66 | 49 | 17 | 0.0 | 0.0 | 1 | 0 | 1 | 0 | 0 | 0 | 0 | 3 | 0 | 0 | 0 | 0 | 7 | 7 | 0 | 0 | 0 | 0 | 0 | 2-11 | |



2020 GAME-BY-GAME REGULAR-SEASON STATISTICS (CHARGERS)

| DATE | OPPONENT | P/S | TACKLES | | | | | | | INTERCEPTIONS | | | | | O. FUMB | | | | ST | | | | MISC | | SCORE | | |
|--------------------|---------------|-----|--------------|-----------|-----------|-----------|------------|------------|----------|---------------|----------|----------|-----------|-----------|----------|----------|----------|----------|----------|----------|----------|----------|----------|----------|----------|----------|------------|
| | | | TK | S | A | SK | YDS | TFL | YDS | QBH | NO | YDS | LG | TD | PD | FF | FR | TD | YDS | TK | S | A | FF | FR | | S | A |
| 09/13 | at Bengals | S | 1 | 1 | 0 | 0.0 | 0.0 | 0 | 0 | 0 | 0 | 0 | 0 | 0 | 0 | 0 | 0 | 0 | 1 | 1 | 0 | 0 | 0 | 0 | 0 | W | 16-13 |
| 09/20 | Chiefs | S | 3 | 1 | 2 | 0.0 | 0.0 | 0 | 0 | 0 | 0 | 0 | 0 | 0 | 0 | 0 | 0 | 0 | 0 | 0 | 0 | 0 | 0 | 0 | 0 | L | 20-23+ |
| 09/27 | Panthers | S | 9 | 3 | 6 | 1.0 | 6.0 | 2 | 7 | 1 | 0 | 0 | 0 | 0 | 0 | 0 | 0 | 0 | 0 | 0 | 0 | 0 | 0 | 0 | 0 | L | 16-21 |
| 10/04 | at Buccaneers | S | 3 | 1 | 2 | 0.0 | 0.0 | 1 | 1 | 0 | 0 | 0 | 0 | 0 | 0 | 0 | 0 | 0 | 0 | 0 | 0 | 0 | 0 | 0 | 0 | L | 31-38 |
| 10/12 | at Saints | S | 9 | 7 | 2 | 0.0 | 0.0 | 0 | 0 | 0 | 0 | 0 | 0 | 0 | 0 | 0 | 0 | 0 | 0 | 0 | 0 | 0 | 0 | 0 | 0 | L | 27-30+ |
| 10/25 | Jaguars | S | 8 | 7 | 1 | 0.0 | 0.0 | 0 | 0 | 0 | 0 | 0 | 0 | 0 | 0 | 0 | 0 | 0 | 0 | 0 | 0 | 0 | 0 | 0 | 0 | W | 39-29 |
| 11/01 | at Broncos | S | 7 | 6 | 1 | 0.0 | 0.0 | 0 | 0 | 0 | 1 | 23 | 23 | 0 | 2 | 0 | 0 | 0 | 0 | 0 | 0 | 0 | 0 | 0 | 0 | L | 30-31 |
| 11/08 | Raiders | S | 6 | 4 | 2 | 0.0 | 0.0 | 0 | 0 | 0 | 0 | 0 | 0 | 0 | 0 | 0 | 0 | 0 | 0 | 0 | 0 | 0 | 0 | 0 | 0 | L | 26-31 |
| 11/15 | at Dolphins | S | 5 | 4 | 1 | 0.0 | 0.0 | 0 | 0 | 0 | 0 | 0 | 0 | 0 | 0 | 0 | 0 | 0 | 0 | 0 | 0 | 0 | 0 | 0 | 0 | L | 21-29 |
| 11/22 | Jets | S | 7 | 4 | 3 | 0.0 | 0.0 | 0 | 0 | 0 | 0 | 0 | 0 | 0 | 1 | 0 | 0 | 0 | 0 | 0 | 0 | 0 | 0 | 0 | 0 | W | 34-28 |
| 11/29 | at Bills | S | 10 | 7 | 3 | 0.0 | 0.0 | 1 | 1 | 0 | 0 | 0 | 0 | 0 | 0 | 0 | 0 | 0 | 0 | 0 | 0 | 0 | 0 | 0 | 0 | L | 17-27 |
| 12/06 | Patriots | S | 5 | 5 | 0 | 0.0 | 0.0 | 0 | 0 | 0 | 0 | 0 | 0 | 0 | 0 | 0 | 0 | 0 | 0 | 0 | 0 | 0 | 0 | 0 | 0 | L | 0-45 |
| 12/13 | Falcons | S | 4 | 4 | 0 | 0.0 | 0.0 | 0 | 0 | 0 | 1 | 0 | 0 | 0 | 1 | 0 | 0 | 0 | 0 | 2 | 1 | 1 | 0 | 0 | 0 | W | 20-17 |
| 12/17 | at Raiders | S | 4 | 2 | 2 | 0.0 | 0.0 | 0 | 0 | 0 | 0 | 0 | 0 | 0 | 0 | 0 | 0 | 0 | 0 | 0 | 0 | 0 | 0 | 0 | 0 | W | 30-27+ |
| 12/27 | Broncos | S | 0 | 0 | 0 | 0.0 | 0.0 | 0 | 0 | 0 | 0 | 0 | 0 | 0 | 0 | 0 | 0 | 0 | 0 | 0 | 0 | 0 | 0 | 0 | 0 | W | 19-16 |
| 01/03 | at Chiefs | | | | | | | | | | | | | | | | | | | | | | | | W | 38-21 | |
| 2020 TOTALS | | | 15-15 | 81 | 56 | 25 | 1.0 | 6.0 | 4 | 9 | 1 | 2 | 23 | 23 | 0 | 4 | 0 | 0 | 0 | 0 | 3 | 2 | 1 | 0 | 0 | 0 | 7-9 |

+ - Overtime





MARVIN JONES JR. | 11



POSITION: WIDE RECEIVER
HT: 6-2 | **WT:** 199 | **DOB:** 3-12-1990
COLLEGE: CALIFORNIA
HOMETOWN: LONG BEACH, CALIF.
ACQ: UFA (DET)-'21
EXP: 10th YEAR

 @MarvinJonesJr
 @marvinjonesjr

KEY TRANSACTIONS

- Originally drafted by Cincinnati in the fifth round (166th overall) of the 2012 draft
- Signed by Detroit as an unrestricted free agent on 3/16/16
- Signed with Jacksonville as an unrestricted free agent on 3/17/21

PRO

2021 (Jaguars)

- Voted a team captain for the 2021 season
- Jones has had a reception in 110 straight games, the sixth-longest active streak in the NFL
- **12/12 at TEN:** Started for the 100th time in his career and recorded six receptions for 70 yards
- **12/5 at LAR:** Started at wide receiver and posted two receptions for 11 yards
- **11/28 vs. ATL:** Started at wide receiver and caught four passes for 43 yards
- **11/21 vs. S.F.:** Started at wide receiver and posted four receptions for 52 yards
- **11/14 at IND:** Started at wide receiver and recorded two receptions for 35 yards
- **11/7 vs. BUF:** Started at wide receiver and recorded three receptions for 21 yards
- **10/31 at SEA:** Started at wide receiver and hauled in five receptions for 35 yards
- **10/17 vs. MIA:** Hauled in seven receptions for a team-high 100 yards and one touchdown, marking the 13th 100-yard receiving game of his career
- **10/10 vs. TEN:** Started at wide receiver and recorded one reception for 25 yards
- **9/30 at CIN:** Saw action on offense and recorded three receptions for 24 yards
- **9/26 vs. ARI:** Started at wide receiver and caught six passes for 62 yards... Jones joined Travis Kelce, Antonio Brown, Julio Jones, Jarvis Landry and DeAndre Hopkins as the only players in the NFL with an active streak of 100-or-more consecutive games with a reception
- **9/19 vs. DEN:** Caught six passes for 55 yards, including a 25-yard TD on the team's opening drive
- **9/12 at HOU:** Started at wide receiver and had five receptions for 77 yards and one TD in his Jaguars debut

2020 (Lions)

- Recorded three 100-yard performances, tying his single-season career high... Appeared in 16 games (all starts) and finished with 76 receptions for 978 yards (12.9 avg.) and nine touchdowns
- **11/15 at WAS:** Recorded eight receptions for 96 yards (12.0 avg.) and one touchdown
- **12/6 at CHI:** Produced the 10th 100-yard game of his career with eight receptions for 116 yards (14.5 avg.) and a touchdown
- **1/3/21 vs. MIN:** Registered eight receptions for 180 yards (22.5 avg.) and two touchdowns

2019 (Lions)

- Finished the season with 62 receptions for 779 yards and nine touchdowns, tying for fourth in the NFL for receiving touchdowns, despite being placed on IR in Week 15
- **9/22 at PHI:** Totaled six receptions for 101 yards (16.8 avg.), including the game-winning receiving touchdown
- **10/20 vs. MIN:** Set a career-high with 10 receptions for 93 yards (9.3 avg.) and tied a career high and franchise high with four receiving touchdowns, including three in the first half... It marked his second career game with four receiving touchdowns, joining Jerry Rice and Sterling Sharpe as the only players in NFL history with multiple four receiving touchdown games since 1950

2018 (Lions)

- Totaled 62 catches, 779 yards and nine touchdowns
- **10/28 vs. SEA:** Recorded seven receptions for 117 yards (16.7 avg.) and two touchdowns

2017 (Lions)

- Finished the year with 61 receptions, a career-high 1,101 yards and nine touchdowns
- **10/15 at NO:** Hauled in six receptions for 96 yards and one touchdown
- **10/ 29 vs. PIT:** Recorded 128 yards on six receptions and surpassed 3,000 career yards

2016 (Lions)

- In his first season with Detroit, totaled 930 receiving yards on 55 receptions
- **9/18 vs. TEN:** Recorded his second-career 100-yard receiving game by catching eight balls for 118 yards
- **9/ 25 GB:** His 205 receiving yards set a new career single-game high, including a career long 73-yard TD reception

2015 (Bengals)

- Rebounded from his season-ending injury in 2014 to start 13 of 16 games in his final season in Cincinnati
- Finished the season with career highs in receptions (65) and receiving yards (816) and also tallied four touchdowns

2014 (Bengals)

- Missed the first three games of the regular season with a foot injury
- Injured his ankle upon returning to practice in late September and was placed on Reserve/Injured for the remainder of the season

2013 (Bengals)

- Played in all 16 games (three starts) for the first time in his career, hauling in 51 receptions for 712 yards and a career-high 10 touchdowns



- **10/27 vs. NYJ:** Set a franchise record by racking up four touchdowns to go along with eight receptions for 122 yards

2012 (Bengals)

- As a rookie, appeared in 11 games with five starts and totaled 18 receptions for 201 yards and one touchdown
- Moved into a starting role during the season's final stretch, catching 10 passes for 110 yards over the final two games
- **12/30 vs. BAL:** Scored his first-career touchdown on an 11-yard pass from QB Andy Dalton

COLLEGE

- Played four seasons (2008-11) at California, seeing action in 43 games and had all 38 of his starts in his last three seasons
- His 156 career receptions tied for seventh in school history, his 2,270 yards ranked sixth and his 13 receiving touchdowns tied for eighth

PERSONAL

- This offseason, commemorated Juneteenth by performing Lift Ev'ry Voice and Sing at the historic Ritz Theatre in Jacksonville
- He began singing in his church choir at the age of three, and as he grew older, he was offered an opportunity to receive his own music deal
- Auditioned on American Idol in 2017
- He and his wife, Jasymn, have five children together Marvin III, Mareon, Murrell, Mya and Marlo
- Majored in African American Studies at California

MARVIN JONES JR.'S NFL REGULAR SEASON RUSHING/RECEIVING STATISTICS

| DATE | TEAM | GP | GS | RECEIVING | | | | | RUSHING | | | | |
|-------------------|---------|------------|------------|------------|--------------|-------------|------------|-----------|-----------|------------|------------|-----------|----------|
| | | | | NO. | YDS. | AVG. | LG | TD | NO. | YDS. | AVG. | LG | TD |
| 2012 | Bengals | 11 | 5 | 18 | 201 | 11.2 | 23 | 1 | 3 | 47 | 15.7 | 37 | 0 |
| 2013 | Bengals | 16 | 3 | 51 | 712 | 14.0 | 45 | 10 | 8 | 65 | 8.1 | 34 | 0 |
| 2014 | Bengals | 0 | 0 | 0 | 0 | 0.0 | 0 | 0 | 0 | 0 | 0.0 | 0 | 0 |
| 2015 | Bengals | 16 | 13 | 65 | 816 | 12.6 | 47 | 4 | 5 | 33 | 6.6 | 30 | 0 |
| 2016 | Lions | 15 | 15 | 55 | 930 | 16.9 | 73t | 4 | 1 | 3 | 3.0 | 3 | 0 |
| 2017 | Lions | 16 | 16 | 61 | 1,101 | 18.0 | 58 | 9 | 0 | 0 | 0.0 | 0 | 0 |
| 2018 | Lions | 9 | 9 | 35 | 508 | 14.5 | 39t | 5 | 0 | 0 | 0.0 | 0 | 0 |
| 2019 | Lions | 13 | 11 | 62 | 779 | 12.6 | 47 | 9 | 2 | 0 | 0.0 | 4 | 0 |
| 2020 | Lions | 16 | 16 | 76 | 978 | 12.9 | 43t | 9 | 0 | 0 | 0.0 | 0 | 0 |
| 2021 | Jaguars | 13 | 12 | 54 | 610 | 11.3 | 33 | 3 | 0 | 0 | 0.0 | 0 | 0 |
| NFL TOTALS | | 125 | 100 | 477 | 6,635 | 13.9 | 73T | 54 | 19 | 148 | 7.8 | 37 | 0 |

MARVIN JONES JR.'S NFL POSTSEASON RUSHING/RECEIVING STATISTICS

| DATE | TEAM | GP | GS | RECEIVING | | | | | RUSHING | | | | |
|-------------------|---------|----------|----------|-----------|------------|-------------|-----------|----------|----------|----------|------------|----------|----------|
| | | | | NO. | YDS. | AVG. | LG | TD | NO. | YDS. | AVG. | LG | TD |
| 2012 | Bengals | 1 | 1 | 3 | 34 | 11.3 | 15 | 0 | 0 | 0 | 0.0 | 0 | 0 |
| 2013 | Bengals | 1 | 0 | 8 | 130 | 16.3 | 49 | 0 | 0 | 0 | 0.0 | 0 | 0 |
| 2015 | Bengals | 1 | 1 | 4 | 32 | 8.0 | 13 | 0 | 0 | 0 | 0.0 | 0 | 0 |
| 2016 | Lions | 1 | 1 | 4 | 81 | 20.3 | 30 | 0 | 0 | 0 | 0.0 | 0 | 0 |
| NFL TOTALS | | 4 | 3 | 19 | 277 | 14.6 | 49 | 0 | 0 | 0 | 0.0 | 0 | 0 |

MARVIN JONES JR.'S NFL REGULAR SEASON RETURN STATISTICS

| DATE | TEAM | KICKOFF RETURNS | | | | | PUNT RETURNS | | | | | |
|-------------------|---------|-----------------|----------|------------|----------|----------|--------------|----------|----------|------------|----------|----------|
| | | RET. | YDS. | AVG. | LG | TD | NO. | FC | YDS. | AVG. | LG | TD |
| 2012 | Bengals | 0 | 0 | 0.0 | 0 | 0 | 0 | 0 | 0 | 0.0 | 0 | 0 |
| 2013 | Bengals | 0 | 0 | 0.0 | 0 | 0 | 0 | 0 | 0 | 0.0 | 0 | 0 |
| 2014 | Bengals | 0 | 0 | 0.0 | 0 | 0 | 0 | 0 | 0 | 0.0 | 0 | 0 |
| 2015 | Bengals | 0 | 0 | 0.0 | 0 | 0 | 0 | 0 | 0 | 0.0 | 0 | 0 |
| 2016 | Lions | 0 | 0 | 0.0 | 0 | 0 | 0 | 0 | 0 | 0.0 | 0 | 0 |
| 2017 | Lions | 0 | 0 | 0.0 | 0 | 0 | 0 | 0 | 0 | 0.0 | 0 | 0 |
| 2018 | Lions | 0 | 0 | 0.0 | 0 | 0 | 0 | 0 | 0 | 0.0 | 0 | 0 |
| 2019 | Lions | 0 | 0 | 0.0 | 0 | 0 | 0 | 0 | 0 | 0.0 | 0 | 0 |
| 2020 | Lions | 0 | 0 | 0.0 | 0 | 0 | 0 | 0 | 0 | 0.0 | 0 | 0 |
| 2021 | Jaguars | 0 | 0 | 0.0 | 0 | 0 | 0 | 0 | 0 | 0.0 | 0 | 0 |
| NFL TOTALS | | 0 | 0 | 0.0 | 0 | 0 | 0 | 0 | 0 | 0.0 | 0 | 0 |

MARVIN JONES JR.'S NFL POSTSEASON RETURN STATISTICS

| DATE | TEAM | KICKOFF RETURNS | | | | | PUNT RETURNS | | | | | |
|-------------------|---------|-----------------|----------|------------|----------|----------|--------------|----------|----------|------------|----------|----------|
| | | RET. | YDS. | AVG. | LG | TD | NO. | FC | YDS. | AVG. | LG | TD |
| 2012 | Bengals | 0 | 0 | 0.0 | 0 | 0 | 0 | 0 | 0 | 0.0 | 0 | 0 |
| 2013 | Bengals | 0 | 0 | 0.0 | 0 | 0 | 0 | 0 | 0 | 0.0 | 0 | 0 |
| 2015 | Bengals | 0 | 0 | 0.0 | 0 | 0 | 0 | 0 | 0 | 0.0 | 0 | 0 |
| 2016 | Lions | 0 | 0 | 0.0 | 0 | 0 | 0 | 0 | 0 | 0.0 | 0 | 0 |
| NFL TOTALS | | 0 | 0 | 0.0 | 0 | 0 | 0 | 0 | 0 | 0.0 | 0 | 0 |



SINGLE-GAME HIGHS: RUSHING/RECEIVING

Rush Attempts 2 vs. Minnesota Vikings, Dec 22, 2013
1 vs. Dallas Cowboys, Nov 17, 2019
...16 more at 1.

Rushing Yards 37 vs. Dallas Cowboys, Dec 09, 2012
34 at Buffalo Bills, Oct 13, 2013

Longest Runs 37 vs. Dallas Cowboys, Dec 09, 2012
34 at Buffalo Bills, Oct 13, 2013

Receptions 10 at Tennessee Titans, Dec 20, 2020
10 vs. Minnesota Vikings, Oct 20, 2019

Receiving Yards 205 at Green Bay Packers, Sep 25, 2016
180 vs. Minnesota Vikings, Jan 03, 2021

Longest Receptions 73t at Green Bay Packers, Sep 25, 2016
58 vs. Chicago Bears, Dec 16, 2017

Receiving TDs 4 vs. Minnesota Vikings, Oct 20, 2019
4 vs. New York Jets, Oct 27, 2013

All-Purpose Yards 205 at Green Bay Packers, Sep 25, 2016
180 vs. Minnesota Vikings, Jan 03, 2021

Special Teams Tackles 2 vs. New England Patriots, Oct 06, 2013
1 at Buffalo Bills, Oct 13, 2013
...1 more at 1.

Miscellaneous Tackles 1 vs. Minnesota Vikings, Jan 03, 2021
1 at Washington, Nov 24, 2019
...9 more at 1.

Most TDs 4 vs. Minnesota Vikings, Oct 20, 2019
4 vs. New York Jets, Oct 27, 2013

Receiving Average 34.2 at Green Bay Packers, Sep 25, 2016
28.3 vs. Chicago Bears, Dec 16, 2017

SINGLE-GAME HIGHS - POSTSEASON: RECEIVING

Receptions 8 vs. Los Angeles Chargers, Jan 05, 2014
4 at Seattle Seahawks, Jan 07, 2017
...1 more at 4.

Receiving Yards 130 vs. Los Angeles Chargers, Jan 05, 2014
81 at Seattle Seahawks, Jan 07, 2017

Longest Receptions 49 vs. Los Angeles Chargers, Jan 05, 2014
30 at Seattle Seahawks, Jan 07, 2017

All-Purpose Yards 130 vs. Los Angeles Chargers, Jan 05, 2014
81 at Seattle Seahawks, Jan 07, 2017

Miscellaneous Tackles 1 vs. Los Angeles Chargers, Jan 05, 2014

100-YARD RECEIVING GAMES (13): REGULAR SEASON

| DATE | TEAM | NO. | YDS. | AVG. | LG | TD |
|----------|------------|-----|------|------|-----|----|
| 10/27/13 | JETS | 8 | 122 | 15.3 | 45 | 4 |
| 09/18/16 | TITANS | 8 | 118 | 14.8 | 47 | 0 |
| 09/25/16 | at Packers | 6 | 205 | 34.2 | 73t | 2 |
| 10/29/17 | STEELERS | 6 | 128 | 21.3 | 43 | 0 |
| 11/06/17 | at Packers | 7 | 107 | 15.3 | 25t | 2 |
| 11/23/17 | VIKINGS | 6 | 109 | 18.2 | 43t | 2 |
| 10/28/18 | SEAHAWKS | 7 | 117 | 16.7 | 39t | 2 |
| 09/22/19 | at Eagles | 6 | 101 | 16.8 | 27 | 1 |
| 11/03/19 | at Raiders | 8 | 126 | 15.8 | 47 | 1 |
| 12/06/20 | at Bears | 8 | 116 | 14.5 | 25t | 1 |
| 12/20/20 | at Titans | 10 | 112 | 11.2 | 39 | 1 |
| 01/03/21 | VIKINGS | 8 | 180 | 22.5 | 43t | 2 |
| 10/17/21 | DOLPHINS | 7 | 100 | 14.3 | 28t | 1 |

100-YARD RECEIVING GAMES (1): POSTSEASON

| DATE | TEAM | NO. | YDS. | AVG. | LG | TD |
|----------|----------|-----|------|------|----|----|
| 01/05/14 | CHARGERS | 8 | 130 | 16.3 | 49 | 0 |

2021 GAME-BY-GAME REGULAR-SEASON STATISTICS (JAGUARS)

| DATE | OPPONENT | P/S | RECEIVING | | | | | RUSHING | | | | | W/L | SCORE |
|--------------------|-------------|--------------|-----------|------------|-------------|-----------|----------|----------|----------|------------|----------|----------|-------------|-------|
| | | | NO. | YDS. | AVG. | LG | TD | NO. | YDS. | AVG. | LG | TD | | |
| 09/12 | at Texans | S | 5 | 77 | 15.4 | 33 | 1 | 0 | 0 | 0.0 | 0 | 0 | L | 21-37 |
| 09/19 | Broncos | S | 6 | 55 | 9.2 | 25t | 1 | 0 | 0 | 0.0 | 0 | 0 | L | 13-23 |
| 09/26 | Cardinals | S | 6 | 62 | 10.3 | 14 | 0 | 0 | 0 | 0.0 | 0 | 0 | L | 19-31 |
| 09/30 | at Bengals | P | 3 | 24 | 8.0 | 10 | 0 | 0 | 0 | 0.0 | 0 | 0 | L | 21-24 |
| 10/10 | Titans | S | 1 | 25 | 25.0 | 25 | 0 | 0 | 0 | 0.0 | 0 | 0 | L | 19-37 |
| 10/17 | Dolphins | S | 7 | 100 | 14.3 | 28t | 1 | 0 | 0 | 0.0 | 0 | 0 | W | 23-20 |
| 10/31 | at Seahawks | S | 5 | 35 | 7.0 | 13 | 0 | 0 | 0 | 0.0 | 0 | 0 | L | 7-31 |
| 11/07 | Bills | S | 3 | 21 | 7.0 | 12 | 0 | 0 | 0 | 0.0 | 0 | 0 | W | 9-6 |
| 11/14 | at Colts | S | 2 | 35 | 17.5 | 23 | 0 | 0 | 0 | 0.0 | 0 | 0 | L | 17-23 |
| 11/21 | 49ers | S | 4 | 52 | 13.0 | 22 | 0 | 0 | 0 | 0.0 | 0 | 0 | L | 10-30 |
| 11/28 | Falcons | S | 4 | 43 | 10.8 | 21 | 0 | 0 | 0 | 0.0 | 0 | 0 | L | 14-21 |
| 12/05 | at Rams | S | 2 | 11 | 5.5 | 6 | 0 | 0 | 0 | 0.0 | 0 | 0 | L | 7-37 |
| 12/12 | at Titans | S | 6 | 70 | 11.7 | 31 | 0 | 0 | 0 | 0.0 | 0 | 0 | L | 0-20 |
| 2021 TOTALS | | 13-12 | 54 | 610 | 11.3 | 33 | 3 | 0 | 0 | 0.0 | 0 | 0 | 2-11 | |



2020 GAME-BY-GAME REGULAR-SEASON STATISTICS (LIONS)

| DATE | OPPONENT | P/S | RECEIVING | | | | | RUSHING | | | | | W/L | SCORE |
|--------------------|--------------|--------------|-----------|------------|-------------|------------|----------|----------|----------|------------|----------|----------|-------------|-------|
| | | | NO. | YDS. | AVG. | LG | TD | NO. | YDS. | AVG. | LG | TD | | |
| 09/13 | Bears | S | 4 | 55 | 13.8 | 21 | 0 | 0 | 0 | 0.0 | 0 | 0 | L | 23-27 |
| 09/20 | at Packers | S | 4 | 23 | 5.8 | 8 | 1 | 0 | 0 | 0.0 | 0 | 0 | L | 21-42 |
| 09/27 | at Cardinals | S | 3 | 51 | 17.0 | 20 | 0 | 0 | 0 | 0.0 | 0 | 0 | W | 26-23 |
| 10/04 | Saints | S | 1 | 9 | 9.0 | 9 | 0 | 0 | 0 | 0.0 | 0 | 0 | L | 29-35 |
| 10/18 | at Jaguars | S | 2 | 8 | 4.0 | 6 | 0 | 0 | 0 | 0.0 | 0 | 0 | W | 34-16 |
| 10/25 | at Falcons | S | 5 | 80 | 16.0 | 23 | 0 | 0 | 0 | 0.0 | 0 | 0 | W | 23-22 |
| 11/01 | Colts | S | 3 | 39 | 13.0 | 25t | 2 | 0 | 0 | 0.0 | 0 | 0 | L | 21-41 |
| 11/08 | at Vikings | S | 3 | 43 | 14.3 | 16 | 1 | 0 | 0 | 0.0 | 0 | 0 | L | 20-34 |
| 11/15 | Washington | S | 8 | 96 | 12.0 | 27t | 1 | 0 | 0 | 0.0 | 0 | 0 | W | 30-27 |
| 11/22 | at Panthers | S | 4 | 51 | 12.8 | 21 | 0 | 0 | 0 | 0.0 | 0 | 0 | L | 0-20 |
| 11/26 | Texans | S | 6 | 48 | 8.0 | 16 | 0 | 0 | 0 | 0.0 | 0 | 0 | L | 25-41 |
| 12/06 | at Bears | S | 8 | 116 | 14.5 | 25t | 1 | 0 | 0 | 0.0 | 0 | 0 | W | 34-30 |
| 12/13 | Packers | S | 4 | 48 | 12.0 | 23 | 0 | 0 | 0 | 0.0 | 0 | 0 | L | 24-31 |
| 12/20 | at Titans | S | 10 | 112 | 11.2 | 39 | 1 | 0 | 0 | 0.0 | 0 | 0 | L | 25-46 |
| 12/26 | Buccaneers | S | 3 | 19 | 6.3 | 11 | 0 | 0 | 0 | 0.0 | 0 | 0 | L | 7-47 |
| 01/03 | Vikings | S | 8 | 180 | 22.5 | 43t | 2 | 0 | 0 | 0.0 | 0 | 0 | L | 35-37 |
| 2020 TOTALS | | 16-16 | 76 | 978 | 12.9 | 43T | 9 | 0 | 0 | 0.0 | 0 | 0 | 5-11 | |







TREVOR LAWRENCE | 16



POSITION: QUARTERBACK
HT: 6-6 | **WT:** 220 | **DOB:** 10-6-1999
COLLEGE: CLEMSON
HOMETOWN: CARTERSVILLE, GA.
ACQ: D1-'21
EXP: R

 @Trevorlawrencee
 @tlawrence16

KEY TRANSACTIONS

- Originally drafted by Jacksonville in the first round (1st overall) in the 2021 draft

PRO

2021 (Jaguars)

- Voted a team captain for the 2021 season
- 12/12 at TEN:** Started at quarterback and completed 24-of-40 passes for 221 yards
- 12/5 at LAR:** Started at quarterback and completed 16-of-28 passes for 145 yards
- 11/28 vs. ATL:** Completed 23-of-42 passes for 228 yards and a 7-yard TD to WR Tavon Austin in the third quarter... Lawrence also rushed five times for a career-high 39 yards
- 11/21 vs. S.F.:** Started at quarterback and finished 16-of-25 for 158 yards
- 11/14 at IND:** Started at quarterback and finished 16-of-35 for 162 yards... Completed a 2-point conversion to TE Dan Arnold
- 11/7 vs. BUF:** Started at quarterback and finished the game 15-of-26 for 118 yards... Briefly left the game in the second quarter with an ankle injury
- 10/31 at SEA:** Started at quarterback and completed 32 passes on 54 attempts and one touchdown... His 32 completions set a new career-high and marked the first time Lawrence completed at least 30 passes in one game
- 10/17 vs. MIA:** Became the first rookie quarterback in NFL history to win a game in London... Completed 25-of-41 passes for 319 yards and one touchdown, marking the most passing yards by a Jaguars quarterback in their eight international games... With less than 2 minutes remaining in the fourth quarter, Lawrence completed all three of his passing attempts for 20 yards to set up the game-winning field goal attempt
- 10/10 vs. TEN:** Completed 23-of-33 passes for 273 yards and one TD for a 92.1 passer rating and a 69.7 completion percentage... Also rushed for a 4-yard TD, which was his second consecutive week with a rushing TD... Joined Byron Leftwich (2006) as the only quarterbacks in franchise history to rush for at least two TDs in the first five weeks of a season... With 12 minutes remaining in the fourth quarter, Lawrence connected on a career-long 58 yard pass to WR Laviska Shenault Jr.
- 9/30 at CIN:** Started at quarterback and completed 17 passes on 24 attempts for 204 yards and a 96.5 rating... Lawrence finished the night with eight carries for 36 yards and one touchdown... His 96.5 passer rating was the highest of his career and the fourth-highest passer rating on Thursday Night Football in franchise history
- 9/26 vs. ARI:** Started at quarterback and completed 22 passes on 34 attempts... Went 6-of-6 for 57 yards on a drive at the end of the first half that culminated in a 12-yard TD throw to WR DJ Chark Jr... One of two rookie quarterbacks in franchise history to throw for at least five TDs through the first three weeks of a season
- 9/19 vs. DEN:** Completed 14 passes on 33 attempts for 118 yards, 1 TD and 2 INTs... Lawrence became the first player in franchise history to throw at least four TDs in their first two career starts
- 9/12 at HOU:** Finished his Jaguars and NFL debut 28-of-51 for 332 yards, 3 TDs and 3 INTs... Lawrence's 332 yards passing was the fourth-most by a rookie quarterback in their first start in NFL history... Lawrence is the only rookie in franchise history to throw for 300-plus yards and at least three TDs in a single game and is one of nine players in NFL history to throw for 300-plus yards and three TDs in their first career start

COLLEGE

- Started 36 of 40 games in 3 years at Clemson (2018-20)
- His career 34-2 record as a starter is the third-best winning percentage by a starting quarterback with at least 30 career starts since Division I split in 1978
- Completed 758-of-1138 career passes (66.6 percent) for 10,098 yards with 90 touchdowns
- Became the first quarterback in Atlantic Coast Conference history to win three ACC Championship games and was only the sixth quarterback in ACC history to record at least 10,000 career passing yards
- One of only 19 players in Clemson history to be a three-time All-ACC Academic Team honoree
- Holds Clemson career records in career winning percentage (.944), pass efficiency rating (164.3), yards per passing attempt (8.87) and tied for the most wins against Top 25 opponents (nine)

2020

- Voted ACC Player of the Year, ACC Offensive Player of the Year and First-Team All-ACC honoree
- Became second Heisman award finalist in Clemson history
- Completed 231-of-334 passes with 24 touchdowns and five interceptions for a pass efficiency rating of 169.2... Also rushed 68 times for 203 yards with eight rushing touchdowns
- 9/12 at Wake Forest:** Completed 22-of-28 passes for 351 yards and a touchdown and also added two rushing touchdowns at Wake Forest, the first game of 350-plus passing yards and multiple rushing touchdowns by a Clemson player since Tajh Boyd against NC State in 2012
- 12/5 at Virginia Tech:** On a 17-yard touchdown run in the first quarter, Lawrence joined Tajh Boyd (133), Lamar Jackson (119), Deshaun Watson (116) and Philip Rivers (112) as the only players in ACC history to be responsible for 100 career touchdowns (scored and/or thrown)
- 12/19 vs Notre Dame:** Completed 22-of-36 passes for 322 yards and two touchdowns to help defeat the Fighting Irish, 34-10, en route to his third consecutive ACC Championship

2019

- First-team All-ACC selection and second straight All-ACC Academic selection
- Completed 268-of-407 passes for 3,665 yards with a career-high 36 touchdowns and eight interceptions in 842 snaps over 15 games (all starts)... Also posted 103 carries for 563 yards and a career-high nine rushing touchdowns
- His 45 combined rushing and passing touchdowns tied Lamar Jackson for fifth-most in a season in ACC history
- 9/14 at Syracuse:** Completed 22-of-39 passes for a career-high 395 yards with three passing touchdowns and a rushing touchdown to earn ACC Co-Quarterback of the Week
- 11/30 at South Carolina:** Completed 26-of-36 passes for 295 yards with three touchdowns and no interceptions while also rushing eight times for 66 yards to share team offensive player of the game honors ...Set a single-game school record with 18 consecutive completions



- **12/28 vs Ohio State:** Earned Fiesta Bowl Offensive MVP honors after completing 18-of-33 passes for 259 yards and two touchdowns and leading Clemson with 16 carries for a career-high 107 yards and a touchdown

2018

- ACC Rookie of the Year, ACC Offensive Rookie of the Year, Second-Team All-ACC, AP ACC Newcomer of the Year and All-ACC Academic selection
- Completed 259-of-397 passes for 3,280 yards with 30 touchdowns and four interceptions, while also contributing 60 carries for 177 yards and a touchdown on the ground
- Set school freshman records in passing yards, passing touchdowns and wins as a starting quarterback, finished the season having thrown 169 consecutive pass attempts without an interception, breaking Cullen Harper's single-season school record of 143 in 2007
- **9/1 vs. Furman:** Made his collegiate debut and completed 9-of-14 passes for 137 yards and three touchdowns
- **11/24 vs South Carolina:** Earned school-record fifth ACC Rookie of the Week honor, completing 27-of-36 passes for a then-career-high 393 yards with one touchdown
- **1/7 vs. Alabama:** Earned Offensive MVP honors in the National Championship Game after completing 20-of-32 passes for 347 yards, three touchdowns and no interceptions, becoming the first freshman starting quarterback to lead his team to a national title since Oklahoma's Jamelle Holieway in 1985

PERSONAL

- Lawrence is the first No. 1 overall selection in Jaguars history
- Married his longtime girlfriend, Marissa, on April 10, 2021 shortly before the 2021 NFL Draft
- One of 19 players in Clemson history to be a three-time All-ACC Academic Team honoree
- Brother Chase, 26, is an award-winning painter
- Started growing out his hair on a dare with three teammates during his freshman year of high school

TREVOR LAWRENCE'S NFL REGULAR SEASON PASSING STATISTICS

| DATE | TEAM | GP | GS | ATT. | CMP. | PCT. | YDS | AVG. | TD | INT. | LG | SK | LST | RATE |
|---------------|---------|-----------|-----------|------------|------------|-------------|--------------|------------|----------|-----------|-----------|-----------|------------|-------------|
| 2021 | Jaguars | 13 | 13 | 466 | 271 | 58.2 | 2,735 | 5.9 | 9 | 14 | 58 | 25 | 163 | 68.9 |
| TOTALS | | 13 | 13 | 466 | 271 | 58.2 | 2,735 | 5.9 | 9 | 14 | 58 | 25 | 163 | 68.9 |

TREVOR LAWRENCE'S NFL REGULAR SEASON RUSHING STATISTICS

| DATE | TEAM | NO. | YDS. | AVG. | LG | TD |
|---------------|---------|-----------|------------|------------|-----------|----------|
| 2021 | Jaguars | 50 | 243 | 4.9 | 12 | 2 |
| TOTALS | | 50 | 243 | 4.9 | 12 | 2 |

TREVOR LAWRENCE'S NFL REGULAR SEASON PASSING/RUSHING STATISTICS

| DATE | TEAM | GP | GS | PASSING | | | | | | | | | | RUSHING | | | | | |
|---------------|---------|-----------|-----------|------------|------------|-------------|--------------|------------|----------|-----------|-----------|-----------|------------|-------------|-----------|------------|------------|-----------|----------|
| | | | | ATT. | CMP. | PCT. | YDS | AVG. | TD | INT. | LG | SK | LST | RATE | NO. | YDS. | AVG. | LG | TD |
| 2021 | Jaguars | 13 | 13 | 466 | 271 | 58.2 | 2,735 | 5.9 | 9 | 14 | 58 | 25 | 163 | 68.9 | 50 | 243 | 4.9 | 12 | 2 |
| TOTALS | | 13 | 13 | 466 | 271 | 58.2 | 2,735 | 5.9 | 9 | 14 | 58 | 25 | 163 | 68.9 | 50 | 243 | 4.9 | 12 | 2 |

SINGLE-GAME HIGHS: QUARTERBACK

| | | | |
|------------------------------|---|------------------------|---|
| Pass Attempts | 54 at Seattle Seahawks, Oct 31, 2021 51 at Houston Texans, Sep 12, 2021 | Passer Rating | 96.5 at Cincinnati Bengals, Sep 30, 2021 93.4 vs. Miami Dolphins, Oct 17, 2021 |
| Pass Completions | 32 at Seattle Seahawks, Oct 31, 2021 28 at Houston Texans, Sep 12, 2021 | Rush Attempts | 8 at Cincinnati Bengals, Sep 30, 2021 7 vs. Tennessee Titans, Oct 10, 2021 |
| Yards Passing | 332 at Houston Texans, Sep 12, 2021 319 vs. Miami Dolphins, Oct 17, 2021 | Rushing Yards | 39 vs. Atlanta Falcons, Nov 28, 2021 36 at Cincinnati Bengals, Sep 30, 2021 |
| TD Passes | 3 at Houston Texans, Sep 12, 2021 1 vs. Atlanta Falcons, Nov 28, 2021 ...5 more at 1. | Longest Runs | 12 at Indianapolis Colts, Nov 14, 2021 12 vs. Miami Dolphins, Oct 17, 2021 |
| Long Passes | 58 vs. Tennessee Titans, Oct 10, 2021 52 at Cincinnati Bengals, Sep 30, 2021 | Rushing TDs | 1 vs. Tennessee Titans, Oct 10, 2021 1 at Cincinnati Bengals, Sep 30, 2021 |
| Completion Percentage | 70.8 at Cincinnati Bengals, Sep 30, 2021 69.7 vs. Tennessee Titans, Oct 10, 2021 | Rushing Average | 4.5 at Cincinnati Bengals, Sep 30, 2021 4.0 vs. Tennessee Titans, Oct 10, 2021 |

300-YARD PASSING GAMES (2): REGULAR SEASON

| DATE | TEAM | NO. | YDS. | AVG. | LG | TD |
|----------|-----------|-----|------|------|-----|----|
| 09/12/21 | at Texans | 28 | 332 | 11.9 | 41t | 3 |
| 10/17/21 | DOLPHINS | 25 | 319 | 12.8 | 29 | 1 |



2021 GAME-BY-GAME REGULAR-SEASON STATISTICS (JAGUARS)

| DATE | OPPONENT | P/S | PASSING | | | | | | | | | | | RUSHING | | | | | SCORE | |
|--------------------|-------------|-----|--------------|------------|------------|--------------|-------------|------------|-------------|----------|-----------|-----------|---------------|-------------|-----------|------------|-----------|----------|-------------|--|
| | | | ATT | CMP | YDS | PCT | Y/A | Y/C | TD | INT | LG | SK/YD | RATE | ATT | YDS | LG | TD | W/L | | |
| 09/12 | at Texans | S | 51 | 28 | 332 | 54.9 | 6.5 | 11.9 | 3 | 3 | 41t | 1/13 | 70.1 | 1 | -2 | -2 | 0 | L | 21-37 | |
| 09/19 | Broncos | S | 33 | 14 | 118 | 42.4 | 3.6 | 8.4 | 1 | 2 | 25t | 1/4 | 37.2 | 2 | 21 | 11 | 0 | L | 13-23 | |
| 09/26 | Cardinals | S | 34 | 22 | 219 | 64.7 | 6.4 | 10.0 | 1 | 2 | 25 | 3/17 | 68.1 | 6 | 27 | 10 | 0 | L | 19-31 | |
| 09/30 | at Bengals | S | 24 | 17 | 204 | 70.8 | 8.5 | 12.0 | 0 | 0 | 52 | 1/2 | 96.5 | 8 | 36 | 11 | 1 | L | 21-24 | |
| 10/10 | Titans | S | 33 | 23 | 273 | 69.7 | 8.3 | 11.9 | 1 | 1 | 58 | 2/17 | 92.1 | 7 | 28 | 8 | 1 | L | 19-37 | |
| 10/17 | Dolphins | S | 41 | 25 | 319 | 61.0 | 7.8 | 12.8 | 1 | 0 | 29 | 2/7 | 93.4 | 2 | 11 | 12 | 0 | W | 23-20 | |
| 10/31 | at Seahawks | S | 54 | 32 | 238 | 59.3 | 4.4 | 7.4 | 1 | 1 | 17 | 1/11 | 68.3 | 3 | 11 | 8 | 0 | L | 7-31 | |
| 11/07 | Bills | S | 26 | 15 | 118 | 57.7 | 4.5 | 7.9 | 0 | 0 | 23 | 2/12 | 69.1 | 3 | 4 | 3 | 0 | W | 9-6 | |
| 11/14 | at Colts | S | 35 | 16 | 162 | 45.7 | 4.6 | 10.1 | 0 | 0 | 24 | 3/10 | 59.5 | 5 | 33 | 12 | 0 | L | 17-23 | |
| 11/21 | 49ers | S | 25 | 16 | 158 | 64.0 | 6.3 | 9.9 | 0 | 0 | 22 | 3/12 | 81.8 | 3 | 23 | 10 | 0 | L | 10-30 | |
| 11/28 | Falcons | S | 42 | 23 | 228 | 54.8 | 5.4 | 9.9 | 1 | 1 | 26 | 1/12 | 68.4 | 5 | 39 | 10 | 0 | L | 14-21 | |
| 12/05 | at Rams | S | 28 | 16 | 145 | 57.1 | 5.2 | 9.1 | 0 | 0 | 28 | 2/9 | 71.3 | 4 | 10 | 9 | 0 | L | 7-37 | |
| 12/12 | at Titans | S | 40 | 24 | 221 | 60.0 | 5.5 | 9.2 | 0 | 4 | 41 | 3/37 | 35.5 | 1 | 2 | 2 | 0 | L | 0-20 | |
| 2021 TOTALS | | | 13-13 | 466 | 271 | 2,735 | 58.2 | 5.9 | 10.1 | 9 | 14 | 58 | 25/163 | 68.9 | 50 | 243 | 12 | 2 | 2-11 | |

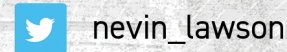




NEVIN LAWSON | 21



POSITION: CORNERBACK
HT: 5-10 | **WT:** 190 | **DOB:** 4-23-1991
COLLEGE: UTAH STATE
HOMETOWN: LAUDERHILL, FLA.
ACQ: FA- '21
EXP: 8th YEAR



KEY TRANSACTIONS

- Originally selected by Detroit in the fourth round (133rd overall) of the 2014 Draft
- Signed by Las Vegas as an unrestricted free agent on 3/20/19
- Re-signed by Las Vegas as an unrestricted free agent 3/23/21
- Signed by Jacksonville as a free agent on 9/22/21

PRO

2021 (Jaguars)

- **12/12 at TEN:** Saw action on defense and special teams
- **12/5 at LAR:** Started at corneberack and posted seven solo tackles
- **11/28 vs. ATL:** Started at cornerback and recorded six total tackles (three solo)
- **11/21 vs. S.F.:** Saw action on defense and special teams... Totaled three tackles... Replaced Shaquill Griffin at cornerback after Griffin left the game in the second quarter with a concussion
- **11/14 at IND:** Saw action on defense and special teams
- **11/7 vs. BUF :** Saw action on defense and special teams... Finished the game two total tackles (one solo) and one special teams tackle
- **10/31 at SEA:** Saw action on special teams
- **10/17 vs. MIA:** Earned the first start of his Jaguars career and recorded the first INT of his career when he intercepted QB Tua Tagovailoa and returned it for 11 yards at the end of the third quarter.... Finished with four total tackles (three solo) and one pass defended
- **10/10 vs. TEN:** Saw action on defense and special teams
- **9/30 at CIN:** Inactive
- **9/26 vs. ARI:** Played eight snaps on special teams in Jaguars debut

2020 (Raiders)

- Appeared in 14 games with nine starts, totaling a career-high 60 tackles (47 solo)... Added 1.0 sack, four passes defended, one forced fumble and one fumble recovery
- **10/4 vs. BUF:** Started at cornerback and recorded five tackles (four solo)
- **1/3/21 at DEN:** Started at cornerback and posted a career-high nine total tackles (eight solo)

2019 (Raiders)

- Appeared in 11 games with five starts, recording 23 tackles (18 solo) and five passes defended
- **11/17 vs. CIN:** Made his first start at cornerback and recorded two tackles
- **12/22 at LAC:** Registered three tackles and a single-game career-high four passes defended

2018 (Lions)

- Started in 14-of-15 contests for the club, totaling 53 stops (43 solo), his first career sack and five passes defended
- **11/18 vs. CAR:** Tallied five tackles and one pass defended
- **12/23 vs. MIN:** Recorded five total tackles (three solo) and registered his first career sack

2017 (Lions)

- Totaled 43 tackles (37 solo) on the year, adding four passes defended, one forced fumble and one fumble recovery returned for a TD
- **11/12 vs. CLE:** Tallied three tackles, one forced fumble and one fumble recovery returned 44 yards for a TD

2016 (Lions)

- Started in all 16 contests for the first time of his career... Finished with 56 tackles (45 solo) and nine passes defended... Also tallied one tackle on special teams
- **9/18 vs. TEN:** Posted three tackles and his first pass defended of the season
- **12/4 at NO:** Recorded a season high with seven tackles (six solo)

2015 (Lions)

- Appeared in 15 contests and made nine starts... Combined for 41 tackles (37 solo) and seven passes defended... Also notched five special teams tackles
- **11/22 at KC:** Made his first career start and set a then-career high with seven tackles (six solo), adding his first career pass defended
- **11/26 vs. PHI:** Led the team with six tackles (four solo)

2014 (Lions)

- Played in two games in his rookie season, totaling one tackle... Was placed on the Reserve/Injured List ahead of Week 3 with a foot injury
- **9/8 vs. NYG:** Recorded one tackle as a rotational player on defense in his NFL debut

COLLEGE

- Played four seasons (2010-13) at Utah State, appearing in 49 games and compiling 205 stops (143 solo), including 9.5 for loss, 2.0 sacks, six INTs including one returned for a TD, 34 passes defended, two forced fumbles and one fumble recovery
- Concluded his career at Utah State by playing in all 14 games with 13 starts, earning his first-career first-team All-Mountain West selection after posting 57 tackles (33), four INTs and 13 passes defended
- As a junior in 2012, earned second-team All-WAC honors after starting in all 13 games for the Aggies and finishing the season with 63



- tackles (47), 2.0 sacks and 10 passes defended
- Started 12-of-13 games in his sophomore campaign as the anchor of the secondary... Ranked fourth overall on the team with 73 tackles, adding 11 passes defended and one INT
- Appeared in nine games with two starts as a true freshman, finishing the year with 12 tackles (seven), one INT, a half-sack and one pass defended

PERSONAL

- A two-year two-way starter at both cornerback and running back, as well as returning kickoffs and punts for Piper (Fla.) High School... Named second-team All-Broward County... Posted 68 tackles with three interceptions in eight games at cornerback for the Bengals
- Also a letterwinning sprinter in track & field
- One of three sons of Clive and Jennifer Lawson

NEVIN LAWSON'S NFL REGULAR SEASON DEFENSIVE STATISTICS

| DATE | TEAM | GP | TACKLES | | | | | | | INTERCEPTIONS | | | | | | | O. FUMB | | | | | ST | | | | MISC | |
|--------------------------------------|---------|-----------|-----------|------------|------------|-----------|----------|-----------|------------|---------------|----------|----------|-----------|-----------|----------|-----------|----------|----------|----------|-----------|-----------|-----------|----------|----------|----------|----------|---|
| | | | GS | TK | S | A | TFL | YDS | SK | YDS | QBH | NO | YDS | LG | TD | PD | FF | FR | TD | YDS | TK | S | A | FF | FR | S | A |
| 2014 | Lions | 2 | 0 | 1 | 1 | 0 | 0 | 0 | 0.0 | 0.0 | 0 | 0 | 0 | 0 | 0 | 0 | 0 | 0 | 0 | 0 | 0 | 0 | 0 | 0 | 0 | 0 | 0 |
| 2015 | Lions | 15 | 9 | 41 | 37 | 4 | 0 | 0 | 0.0 | 0.0 | 0 | 0 | 0 | 0 | 0 | 0 | 0 | 0 | 0 | 0 | 0 | 0 | 0 | 0 | 0 | 0 | |
| 2016 | Lions | 16 | 16 | 56 | 45 | 11 | 0 | 0 | 0.0 | 0.0 | 0 | 0 | 0 | 0 | 0 | 0 | 9 | 0 | 0 | 0 | 0 | 1 | 1 | 0 | 0 | 0 | |
| 2017 | Lions | 15 | 15 | 43 | 37 | 6 | 0 | 0 | 0.0 | 0.0 | 1 | 0 | 0 | 0 | 0 | 4 | 1 | 1 | 1 | 44 | 4 | 3 | 1 | 0 | 0 | 0 | |
| 2018 | Lions | 15 | 14 | 53 | 43 | 10 | 3 | 10 | 1.0 | 6.0 | 1 | 0 | 0 | 0 | 0 | 5 | 0 | 0 | 0 | 0 | 0 | 0 | 0 | 0 | 0 | | |
| 2019 | Raiders | 11 | 5 | 23 | 19 | 4 | 2 | 3 | 0.0 | 0.0 | 1 | 0 | 0 | 0 | 0 | 5 | 0 | 0 | 0 | 0 | 1 | 1 | 0 | 0 | 0 | | |
| 2020 | Raiders | 14 | 9 | 60 | 47 | 13 | 1 | 1 | 1.0 | 0.0 | 1 | 0 | 0 | 0 | 0 | 4 | 2 | 1 | 0 | 0 | 1 | 0 | 1 | 0 | 0 | | |
| 2021 | Raiders | 0 | 0 | 0 | 0 | 0 | 0 | 0 | 0.0 | 0.0 | 0 | 0 | 0 | 0 | 0 | 0 | 0 | 0 | 0 | 0 | 0 | 0 | 0 | 0 | 0 | | |
| Went from Las Vegas to Jacksonville. | | | | | | | | | | | | | | | | | | | | | | | | | | | |
| 2021 | Jaguars | 10 | 4 | 23 | 17 | 6 | 0 | 0 | 0.0 | 0.0 | 0 | 1 | 11 | 11 | 0 | 3 | 0 | 0 | 0 | 0 | 1 | 1 | 0 | 0 | 0 | 0 | |
| 2021 | TOTAL | 10 | 4 | 23 | 17 | 6 | 0 | 0 | 0.0 | 0.0 | 0 | 1 | 11 | 11 | 0 | 3 | 0 | 0 | 0 | 0 | 1 | 1 | 0 | 0 | 0 | 0 | |
| NFL TOTALS | | 98 | 72 | 300 | 246 | 54 | 6 | 14 | 2.0 | 6.0 | 4 | 1 | 11 | 11 | 0 | 37 | 3 | 2 | 1 | 44 | 14 | 11 | 3 | 0 | 0 | 0 | |

NEVIN LAWSON'S NFL POSTSEASON DEFENSIVE STATISTICS

| DATE | TEAM | GP | TACKLES | | | | | | | INTERCEPTIONS | | | | | | | O. FUMB | | | | | ST | | | | MISC | |
|-------------------|-------|----------|----------|----------|----------|----------|----------|----------|------------|---------------|----------|----------|----------|----------|----------|----------|----------|----------|----------|----------|----------|----------|----------|----------|----------|----------|---|
| | | | GS | TK | S | A | TFL | YDS | SK | YDS | QBH | NO | YDS | LG | TD | PD | FF | FR | TD | YDS | TK | S | A | FF | FR | S | A |
| 2016 | Lions | 1 | 1 | 7 | 5 | 2 | 0 | 0 | 0.0 | 0.0 | 0 | 0 | 0 | 0 | 0 | 0 | 0 | 0 | 0 | 0 | 0 | 0 | 0 | 0 | 0 | 0 | |
| NFL TOTALS | | 1 | 1 | 7 | 5 | 2 | 0 | 0 | 0.0 | 0.0 | 0 | 0 | 0 | 0 | 0 | 0 | 0 | 0 | 0 | 0 | 0 | 0 | 0 | 0 | 0 | 0 | |

SINGLE-GAME HIGHS: DEFENSIVE

- | | | | |
|------------------------|--|------------------------------|---|
| Total Tackles | 9 at Denver Broncos, Jan 03, 2021 8 vs. Jacksonville Jaguars, Dec 15, 2019 | Fumble Recoveries | 1 vs. Denver Broncos, Nov 15, 2020 1 vs. Cleveland Browns, Nov 12, 2017 |
| Sacks | 1.0 at Kansas City Chiefs, Oct 11, 2020 1.0 vs. Minnesota Vikings, Dec 23, 2018 | Tackles For Loss | 2 vs. Minnesota Vikings, Dec 23, 2018 1 at Kansas City Chiefs, Oct 11, 2020 ...3 more at 1. |
| Passes Defensed | 4 at Los Angeles Chargers, Dec 22, 2019 2 vs. Miami Dolphins, Oct 17, 2021 ...4 more at 2. | Interceptions | 1 vs. Miami Dolphins, Oct 17, 2021 |
| Forced Fumbles | 1 vs. Denver Broncos, Nov 15, 2020 1 at Los Angeles Chargers, Nov 08, 2020 ...1 more at 1. | Special Teams Tackles | 3 at Seattle Seahawks, Oct 05, 2015 2 at Minnesota Vikings, Oct 01, 2017 |

SINGLE-GAME HIGHS - POSTSEASON: DEFENSIVE

- Total Tackles** 7 at Seattle Seahawks, Jan 07, 2017

2021 GAME-BY-GAME REGULAR-SEASON STATISTICS (RAIDERS/JAGUARS)

| DATE | OPPONENT | P/S | TACKLES | | | | | | | INTERCEPTIONS | | | | | | | O. FUMB | | | | | ST | | | | MISC | |
|-------------------------------|-------------|-------------|-----------|-----------|----------|------------|------------|----------|----------|---------------|----------|-----------|-----------|----------|----------|----------|----------|----------|----------|----------|----------|----------|----------|----------|----------|------------|--------|
| | | | TK | S | A | SK | YDS | TFL | YDS | QBH | NO | YDS | LG | TD | PD | FF | FR | TD | YDS | TK | S | A | FF | FR | S | A | W/L |
| 09/13 | Ravens | | | | | | | | | | | | | | | | | | | | | | | | | W | 33-27+ |
| 09/19 | at Steelers | | | | | | | | | | | | | | | | | | | | | | | | | W | 26-17 |
| RESERVE/LEAGUE SUSP. | | | | | | | | | | | | | | | | | | | | | | | | | | | |
| RESERVE/LEAGUE SUSP. | | | | | | | | | | | | | | | | | | | | | | | | | | | |
| Went from Raiders to Jaguars. | | | | | | | | | | | | | | | | | | | | | | | | | | | |
| 09/26 | Cardinals | P | 0 | 0 | 0 | 0.0 | 0.0 | 0 | 0 | 0 | 0 | 0 | 0 | 0 | 0 | 0 | 0 | 0 | 0 | 0 | 0 | 0 | 0 | 0 | 0 | L | 19-31 |
| 09/30 | at Bengals | | | | | | | | | | | | | | | | | | | | | | | | | L | 21-24 |
| 10/10 | Titans | P | 0 | 0 | 0 | 0.0 | 0.0 | 0 | 0 | 0 | 0 | 0 | 0 | 0 | 0 | 0 | 0 | 0 | 0 | 0 | 0 | 0 | 0 | 0 | L | 19-37 | |
| 10/17 | Dolphins | S | 5 | 3 | 2 | 0.0 | 0.0 | 0 | 0 | 0 | 1 | 11 | 11 | 0 | 2 | 0 | 0 | 0 | 0 | 0 | 0 | 0 | 0 | 0 | W | 23-20 | |
| 10/31 | at Seahawks | P | 0 | 0 | 0 | 0.0 | 0.0 | 0 | 0 | 0 | 0 | 0 | 0 | 0 | 0 | 0 | 0 | 0 | 0 | 0 | 0 | 0 | 0 | 0 | L | 7-31 | |
| 11/07 | Bills | P | 2 | 1 | 1 | 0.0 | 0.0 | 0 | 0 | 0 | 0 | 0 | 0 | 0 | 0 | 0 | 0 | 0 | 0 | 1 | 1 | 0 | 0 | 0 | W | 9-6 | |
| 11/14 | at Colts | P | 0 | 0 | 0 | 0.0 | 0.0 | 0 | 0 | 0 | 0 | 0 | 0 | 0 | 0 | 0 | 0 | 0 | 0 | 0 | 0 | 0 | 0 | 0 | L | 17-23 | |
| 11/21 | 49ers | P | 3 | 3 | 0 | 0.0 | 0.0 | 0 | 0 | 0 | 0 | 0 | 0 | 0 | 0 | 0 | 0 | 0 | 0 | 0 | 0 | 0 | 0 | 0 | L | 10-30 | |
| 11/28 | Falcons | S | 6 | 3 | 3 | 0.0 | 0.0 | 0 | 0 | 0 | 0 | 0 | 0 | 0 | 1 | 0 | 0 | 0 | 0 | 0 | 0 | 0 | 0 | 0 | L | 14-21 | |
| 12/05 | at Rams | S | 7 | 7 | 0 | 0.0 | 0.0 | 0 | 0 | 0 | 0 | 0 | 0 | 0 | 0 | 0 | 0 | 0 | 0 | 0 | 0 | 0 | 0 | 0 | L | 7-37 | |
| 12/12 | at Titans | S | 0 | 0 | 0 | 0.0 | 0.0 | 0 | 0 | 0 | 0 | 0 | 0 | 0 | 0 | 0 | 0 | 0 | 0 | 0 | 0 | 0 | 0 | 0 | L | 0-20 | |
| 2021 TOTALS | | 10-4 | 23 | 17 | 6 | 0.0 | 0.0 | 0 | 0 | 0 | 1 | 11 | 11 | 0 | 3 | 0 | 0 | 0 | 0 | 1 | 1 | 0 | 0 | 0 | 0 | 4-9 | |

+ - Overtime



2020 GAME-BY-GAME REGULAR-SEASON STATISTICS (RAIDERS)

| DATE | OPPONENT | P/S | TACKLES | | | | | | | INTERCEPTIONS | | | | | O. FUMB | | | ST | | | | MISC | | W/L | SCORE | | | |
|--------------------|-------------|-----|----------------------|-----------|-----------|-----------|------------|------------|----------|---------------|----------|----------|----------|----------|----------|----------|----------|----------|----------|----------|----------|----------|----------|----------|----------|----------|------------|-------|
| | | | TK | S | A | SK | YDS | TFL | YDS | QBH | NO | YDS | LG | TD | PD | FF | FR | TD | YDS | TK | S | A | FF | | | FR | S | A |
| 09/13 | at Panthers | | RESERVE/LEAGUE SUSP. | | | | | | | | | | | | | | | | | | | | | | | W | 34-30 | |
| 09/21 | Saints | P | 1 | 1 | 0 | 0.0 | 0.0 | 0 | 0 | 0 | 0 | 0 | 0 | 0 | 0 | 0 | 0 | 0 | 0 | 0 | 0 | 0 | 0 | 0 | 0 | 0 | W | 34-24 |
| 09/27 | at Patriots | P | 4 | 3 | 1 | 0.0 | 0.0 | 0 | 0 | 0 | 0 | 0 | 0 | 0 | 0 | 0 | 0 | 0 | 0 | 0 | 0 | 0 | 0 | 0 | 0 | 0 | L | 20-36 |
| 10/04 | Bills | S | 5 | 4 | 1 | 0.0 | 0.0 | 0 | 0 | 0 | 0 | 0 | 0 | 0 | 0 | 0 | 0 | 0 | 0 | 0 | 0 | 0 | 0 | 0 | 0 | 0 | L | 23-30 |
| 10/11 | at Chiefs | S | 6 | 5 | 1 | 1.0 | 0.0 | 1 | 1 | 1 | 0 | 0 | 0 | 0 | 0 | 0 | 0 | 0 | 0 | 0 | 0 | 0 | 0 | 0 | 0 | 0 | W | 40-32 |
| 10/25 | Buccaneers | S | 6 | 5 | 1 | 0.0 | 0.0 | 0 | 0 | 0 | 0 | 0 | 0 | 0 | 1 | 0 | 0 | 0 | 0 | 0 | 0 | 0 | 0 | 0 | 0 | 0 | L | 20-45 |
| 11/01 | at Browns | S | 5 | 4 | 1 | 0.0 | 0.0 | 0 | 0 | 0 | 0 | 0 | 0 | 0 | 1 | 0 | 0 | 0 | 0 | 0 | 0 | 0 | 0 | 0 | 0 | 0 | W | 16-6 |
| 11/08 | at Chargers | S | 3 | 2 | 1 | 0.0 | 0.0 | 0 | 0 | 0 | 0 | 0 | 0 | 0 | 0 | 1 | 0 | 0 | 0 | 0 | 0 | 0 | 0 | 0 | 0 | 0 | W | 31-26 |
| 11/15 | Broncos | S | 1 | 1 | 0 | 0.0 | 0.0 | 0 | 0 | 0 | 0 | 0 | 0 | 0 | 1 | 1 | 1 | 0 | 0 | 0 | 0 | 0 | 0 | 0 | 0 | 0 | W | 37-12 |
| 11/22 | Chiefs | S | 6 | 5 | 1 | 0.0 | 0.0 | 0 | 0 | 0 | 0 | 0 | 0 | 0 | 0 | 0 | 0 | 0 | 0 | 0 | 0 | 0 | 0 | 0 | 0 | 0 | L | 31-35 |
| 11/29 | at Falcons | P | 3 | 3 | 0 | 0.0 | 0.0 | 0 | 0 | 0 | 0 | 0 | 0 | 0 | 0 | 0 | 0 | 0 | 0 | 0 | 0 | 0 | 0 | 0 | 0 | 0 | L | 6-43 |
| 12/06 | at Jets | P | 3 | 3 | 0 | 0.0 | 0.0 | 0 | 0 | 0 | 0 | 0 | 0 | 0 | 0 | 0 | 0 | 0 | 0 | 0 | 0 | 0 | 0 | 0 | 0 | 0 | W | 31-28 |
| 12/13 | Colts | S | 5 | 2 | 3 | 0.0 | 0.0 | 0 | 0 | 0 | 0 | 0 | 0 | 0 | 0 | 0 | 0 | 0 | 0 | 0 | 0 | 0 | 0 | 0 | 0 | 0 | L | 27-44 |
| 12/17 | Chargers | | INACTIVE | | | | | | | | | | | | | | | | | | | | | | | L | 27-30+ | |
| 12/26 | Dolphins | P | 3 | 1 | 2 | 0.0 | 0.0 | 0 | 0 | 0 | 0 | 0 | 0 | 0 | 1 | 0 | 0 | 0 | 0 | 0 | 0 | 0 | 0 | 0 | 0 | 0 | L | 25-26 |
| 01/03 | at Broncos | S | 9 | 8 | 1 | 0.0 | 0.0 | 0 | 0 | 0 | 0 | 0 | 0 | 0 | 0 | 0 | 0 | 0 | 0 | 0 | 0 | 0 | 0 | 0 | 0 | 0 | W | 32-31 |
| 2020 TOTALS | | | 14-9 | 60 | 47 | 13 | 1.0 | 0.0 | 1 | 1 | 1 | 0 | 0 | 0 | 0 | 4 | 2 | 1 | 0 | 0 | 1 | 0 | 1 | 0 | 0 | 0 | 8-8 | |

+ - Overtime







BRANDON LINDER | 65



POSITION: OFFENSIVE LINEMAN
HT: 6-6 | **WT:** 315 | **DOB:** 1-25-1992
COLLEGE: MIAMI (FLA.)
HOMETOWN: SOUTHWEST RANCHES, FLA.
ACQ: D3-'14
EXP: 8th YEAR

 @BrandonLinder65
 @brandonlinder65

KEY TRANSACTIONS

- Originally drafted by Jacksonville in the third round (93rd overall) of the 2014 draft
- Re-signed on 7/26/17

PRO

2021 (Jaguars)

- Voted a team captain for the 2021 season
- Placed on injured reserve with a knee injury on 10/12... Activated from injured reserve on 11/27
- 12/12 at TEN:** Inactive (back)
- 12/5 at LAR:** Started at center... Left the game in the second quarter with a back injury
- 10/21 vs. ATL:** Returned from injured reserve... Started at center and played all 73 offensive snaps
- 10/10 vs. TEN:** Started at center and helped RB James Robinson rush for a career-high 149 yards... Left the game in the fourth quarter with a knee injury
- 9/30 at CIN:** Started at center and played all 56 snaps on offense
- 9/26 vs. ARI:** Started at center and played all 68 snaps on offense... Helped the offense rush for 159 yards on 29 attempts
- 9/19 vs. DEN:** Started at center and played all 56 offensive snaps
- 9/12 at HOU:** Started at center and played all 74 offensive snaps

2020 (Jaguars)

- Started in nine games on the season before missing the rest of the season with an ankle injury and being placed on injured reserve on Dec. 16... Part of an offensive line that helped rookie RB James Robinson tally the most scrimmage yards (1,414), and the second-most rushing yards (1,070), by an undrafted rookie in NFL history... Named team captain for the fourth time as voted on by his teammates

2019 (Jaguars)

- Started all 16 games in which he appeared at center... Part of an offensive line that helped RB Leonard Fournette gain 1,674 yards from scrimmage... Fournette became the only Jaguars player since 2011 to post at least 1,500 scrimmage yards in a single season

2018 (Jaguars)

- Selected as an offensive captain by his teammates for the 2018 season

2017 (Jaguars)

- Selected as an offensive captain by his teammates for the 2017 season... Part of an offensive line that helped the team lead the league in rushing for the first time in franchise history and allowed a franchise-low 24 sacks

2016 (Jaguars)

- Part of an offensive line that allowed its fewest sacks since 2007 (34)

2015 (Jaguars)

- Placed on season-ending injured reserve because of surgery to repair a labral tear in his left shoulder after injury suffered in Week 3

2014 (Jaguars)

- Started 15 games at right guard as a rookie... Part of an offensive line that helped club finish sixth in the NFL in average per rush (4.5)
- 9/7 at PHI:** Started at right guard in his NFL debut, one of three Jaguars rookies to start on opening day (WR Marqise Lee, WR Allen Hurns)

COLLEGE

- Four-year starter and started 42 games (37 at right guard, two at left tackle, three at center)
- Finished career with 35 TD-resulting blocks and 275 key blocks/knockdowns
- As a senior, named team's Most Valuable Player after leading team with 90 percent grade for blocking consistency, 11 TD-resulting blocks and 84 knockdowns
- Majored in health education

PERSONAL

- Attended St. Thomas Aquinas High School in Ft. Lauderdale, Fla.
- Named U.S. Army All-American and was rated the third-best center in the country by Rivals.com
- Helped team compile a 28-1 record during his final two seasons and captured the Class 5A state title as a junior
- Has built a lasting relationship with the Ronald McDonald House Charities of Jacksonville, including sponsoring the annual family holiday party
- An avid outdoorsman who enjoys hunting and fishing with his wife, Lauren
- Became 24th offensive lineman drafted by the Jaguars in franchise history
- First player from the University of Miami ever drafted by the Jaguars



BRANDON LINDER'S NFL REGULAR SEASON STATISTICS

| DATE | TEAM | GP | GS |
|-------------------|---------|-----------|-----------|
| 2014 | Jaguars | 15 | 15 |
| 2015 | Jaguars | 3 | 3 |
| 2016 | Jaguars | 14 | 14 |
| 2017 | Jaguars | 13 | 13 |
| 2018 | Jaguars | 9 | 9 |
| 2019 | Jaguars | 16 | 16 |
| 2020 | Jaguars | 9 | 9 |
| 2021 | Jaguars | 7 | 7 |
| NFL TOTALS | | 86 | 86 |

BRANDON LINDER'S NFL POSTSEASON STATISTICS

| DATE | TEAM | GP | GS |
|-------------------|---------|----------|----------|
| 2017 | Jaguars | 3 | 3 |
| NFL TOTALS | | 3 | 3 |

2021 GAME-BY-GAME REGULAR-SEASON STATISTICS (JAGUARS)

| DATE | OPPONENT | P/S | | W/L | SCORE |
|--------------------|-------------|------------|---|-------------|-------|
| 09/12 | at Texans | S | | L | 21-37 |
| 09/19 | Broncos | S | | L | 13-23 |
| 09/26 | Cardinals | S | | L | 19-31 |
| 09/30 | at Bengals | S | | L | 21-24 |
| 10/10 | Titans | S | | L | 19-37 |
| 10/17 | Dolphins | | INJURED RESERVE | W | 23-20 |
| 10/31 | at Seahawks | | INJURED RESERVE | L | 7-31 |
| 11/07 | Bills | | INJURED RESERVE | W | 9-6 |
| 11/14 | at Colts | | INJURED RESERVE | L | 17-23 |
| 11/21 | 49ers | | INJURED RESERVE - DESIGNATED FOR RETURN | L | 10-30 |
| 11/28 | Falcons | S | | L | 14-21 |
| 12/05 | at Rams | S | | L | 7-37 |
| 12/12 | at Titans | | INACTIVE | L | 0-20 |
| 2021 TOTALS | | 7-7 | | 2-11 | |

2020 GAME-BY-GAME REGULAR-SEASON STATISTICS (JAGUARS)

| DATE | OPPONENT | P/S | | W/L | SCORE |
|--------------------|-------------|------------|-----------------|-------------|--------|
| 09/13 | Colts | S | | W | 27-20 |
| 09/20 | at Titans | S | | L | 30-33 |
| 09/24 | Dolphins | | INACTIVE | L | 13-31 |
| 10/04 | at Bengals | | INACTIVE | L | 25-33 |
| 10/11 | at Texans | S | | L | 14-30 |
| 10/18 | Lions | S | | L | 16-34 |
| 10/25 | at Chargers | S | | L | 29-39 |
| 11/08 | Texans | S | | L | 25-27 |
| 11/15 | at Packers | | INACTIVE | L | 20-24 |
| 11/22 | Steelers | S | | L | 3-27 |
| 11/29 | Browns | S | | L | 25-27 |
| 12/06 | at Vikings | S | | L | 24-27+ |
| 12/13 | Titans | | INACTIVE | L | 10-31 |
| 12/20 | at Ravens | | INJURED RESERVE | L | 14-40 |
| 12/27 | Bears | | INJURED RESERVE | L | 17-41 |
| 01/03 | at Colts | | INJURED RESERVE | L | 14-28 |
| 2020 TOTALS | | 9-9 | | 1-15 | |

+ - Overtime





WALKER LITTLE | 72



POSITION: OFFENSIVE LINEMAN

HT: 6-7 | **WT:** 325 | **DOB:** 4-1-1999

COLLEGE: STANFORD

HOMETOWN: HOUSTON, TEXAS

ACQ: D2-'21

EXP: R



@walkerlittle45



walker_little

KEY TRANSACTIONS

- Originally drafted by Jacksonville in the second round (45th overall) in the 2021 draft

PRO

2021 (Jaguars)

- Little missed two games (ARI & CIN) after being placed on the Reserve/COVID-19 list on 9/20
- 12/12 at TEN:** Did not play
- 12/5 at LAR:** Saw action on special teams
- 11/28 vs. ATL:** Did not play
- 11/14 at IND:** Did not play
- 11/7 vs. BUF:** Started at left tackle for the first time in his career and played all 61 offensive snaps... Replaced an injured Cam Robinson
- 10/31 at SEA:** Saw action on special teams
- 10/17 vs. MIA:** Saw action on RB James Robinson's 1-yard touchdown run in the second quarter... Helped Robinson score a rushing TD in his fourth straight game
- 10/10 vs. TEN:** Did not play
- 9/19 vs. DEN:** Inactive
- 9/12 at HOU:** Inactive

COLLEGE

- Started 13 games in 2018 and earned All-Pac 12 First Team honors as a sophomore in 2018 prior to missing the 2019 season (knee injury)
- Opted out of the 2020 season due to COVID-19
- Voted Pac-12 Freshman Co-Offensive Player of the year as well as All-Pac-12 honorable mention in 2017
- Helped Bryce Love set single-game school record with 301 rushing yards (vs. Arizona State) in third career start
- Stanford's first true freshman to start at left tackle since 2000 (Kirk Chambers)

PERSONAL

- Is one-quarter Jamaican from his maternal grandmother and has visited Jamaica throughout his high school and college years
- Led his high school (Episcopal) to a state title in 2014
- Grandfather, Gene Little, played football at Rice and professionally for the New York Giants
- Uncle, Jack Little, played football at Texas A&M and professionally for the Baltimore Colts


WALKER LITTLE'S NFL REGULAR SEASON STATISTICS

| DATE | TEAM | GP | GS |
|-------------------|---------|----------|----------|
| 2021 | Jaguars | 5 | 1 |
| NFL TOTALS | | 5 | 1 |

2021 GAME-BY-GAME REGULAR-SEASON STATISTICS (JAGUARS)

| DATE | OPPONENT | P/S | W/L | SCORE |
|--------------------|-------------|------------|-------------|-------|
| 09/12 | at Texans | | L | 21-37 |
| 09/19 | Broncos | | L | 13-23 |
| 09/26 | Cardinals | | L | 19-31 |
| 09/30 | at Bengals | | L | 21-24 |
| 10/10 | Titans | | L | 19-37 |
| 10/17 | Dolphins | P | W | 23-20 |
| 10/31 | at Seahawks | P | L | 7-31 |
| 11/07 | Bills | S | W | 9-6 |
| 11/14 | at Colts | | L | 17-23 |
| 11/21 | 49ers | P | L | 10-30 |
| 11/28 | Falcons | | L | 14-21 |
| 12/05 | at Rams | P | L | 7-37 |
| 12/12 | at Titans | | L | 0-20 |
| 2021 TOTALS | | 5-1 | 2-11 | |







CHRIS MANHERTZ | 84



POSITION: TIGHT END
HT: 6-6 | **WT:** 260 | **DOB:** 4-10-1992
COLLEGE: CANISIUS
HOMETOWN: BRONX, N.Y.
ACQ: UFA (CAR)-'21
EXP: 6th YEAR

 @C_Manhertz
 @c_manhertz

KEY TRANSACTIONS

- Signed as a free agent by Buffalo on 12/30/14
- Signed as a free agent by New Orleans on 8/24/15
- Signed to practice squad by New Orleans on 9/7/15
- Claimed off waivers by Carolina on 10/17/16
- Signed two-year contract with Carolina on 1/29/19
- Signed as a free agent by Jacksonville on 3/17/21

PRO

2021 (Jaguars)

- **12/12 at TEN:** Saw action at tight end
- **12/5 at LAR:** Started at tight end
- **11/28 vs. ATL:** Started at tight end and posted one reception for 11 yards
- **11/21 vs. S.F.:** Saw action at tight end
- **11/14 at IND:** Started at tight end
- **11/7 vs. BUF:** Saw action on defense and recorded one reception for 9 yards
- **10/31 at SEA:** Saw action at tight end
- **10/17 vs. MIA:** Started at tight end and hauled in one catch for 11 yards
- **10/10 vs. TEN:** Started at tight end and helped RB James Robinson rush for a career-high 149 yards
- **9/30 at CIN:** Started at tight end and had one reception for 7 yards
- **9/26 vs. ARI:** Started at tight end and helped the offense rush for 159 yards on 29 attempts
- **9/19 vs. DEN:** Started at tight end and saw action on special teams
- **9/12 at HOU:** Started at tight end and recorded one reception for 22 yards and a touchdown... Manhertz caught QB Trevor Lawrence's first career passing touchdown with 5:05 remaining in the second quarter

2020 (Panthers)

- Played in all 16 games making 12 starts
- Finished the season with six receptions for 52 yards

2019 (Panthers)

- Played in 15 games with six starts in 2019, primarily as a blocking tight end... Made one catch for 11 yards... Helped running back Christian McCaffrey rush for 1,387 yards, ranking third in the NFL

2018 (Panthers)

- Recorded first NFL touchdown on a career-long 50-yard reception from RB Christian McCaffrey

2017 (Panthers)

- Saw action in all 16 games in 2017 with four starts before landing on injured reserve prior to the playoffs... Made two receptions for 17 yards

2016 (Saints & Panthers)

- Played in four games for Carolina and an additional three games with two starts for New Orleans in 2016

COLLEGE

- Played basketball at Canisius
- Appeared in 116 games with 94 starts... Averaged 6.5 points and 6.8 rebounds per game... Finished career ranked fourth in school history with 789 rebounds
- Led the Golden Griffins in rebounding three consecutive seasons as sophomore (2011-12), junior (2012-13) and senior (2013-14)

PERSONAL

- Attended Cardinal Spellman HS in the Bronx, N.Y.
- Majored in health and wellness at Canisius



CHRIS MANHERTZ'S NFL REGULAR SEASON RUSHING/RECEIVING STATISTICS

| DATE | TEAM | GP | GS | RECEIVING | | | | | RUSHING | | | | |
|-------------------|----------|-----------|-----------|------------------------------------|------------|-------------|------------|----------|----------|----------|------------|----------|----------|
| | | | | NO. | YDS. | AVG. | LG | TD | NO. | YDS. | AVG. | LG | TD |
| 2016 | Saints | 3 | 2 | 0 | 0 | 0.0 | 0 | 0 | 0 | 0 | 0.0 | 0 | 0 |
| | | | | Went from New Orleans to Carolina. | | | | | | | | | |
| 2016 | Panthers | 4 | 0 | 1 | 10 | 10.0 | 10 | 0 | 0 | 0 | 0.0 | 0 | 0 |
| 2016 | TOTAL | 7 | 2 | 1 | 10 | 10.0 | 10 | 0 | 0 | 0 | 0.0 | 0 | 0 |
| 2017 | Panthers | 16 | 4 | 2 | 17 | 8.5 | 11 | 0 | 0 | 0 | 0.0 | 0 | 0 |
| 2018 | Panthers | 16 | 4 | 2 | 52 | 26.0 | 50t | 1 | 0 | 0 | 0.0 | 0 | 0 |
| 2019 | Panthers | 15 | 6 | 1 | 11 | 11.0 | 11 | 0 | 0 | 0 | 0.0 | 0 | 0 |
| 2020 | Panthers | 16 | 12 | 6 | 52 | 8.7 | 17 | 0 | 0 | 0 | 0.0 | 0 | 0 |
| 2021 | Jaguars | 13 | 9 | 5 | 60 | 12.0 | 22t | 1 | 0 | 0 | 0.0 | 0 | 0 |
| NFL TOTALS | | 83 | 37 | 17 | 202 | 11.9 | 50T | 2 | 0 | 0 | 0.0 | 0 | 0 |

CHRIS MANHERTZ'S NFL POSTSEASON RUSHING/RECEIVING STATISTICS

| DATE | TEAM | GP | GS | RECEIVING | | | | | RUSHING | | | | |
|-------------------|----------|----------|----------|-----------|----------|------------|----------|----------|----------|----------|------------|----------|----------|
| | | | | NO. | YDS. | AVG. | LG | TD | NO. | YDS. | AVG. | LG | TD |
| 2017 | Panthers | 0 | 0 | 0 | 0 | 0.0 | 0 | 0 | 0 | 0 | 0.0 | 0 | 0 |
| NFL TOTALS | | 0 | 0 | 0 | 0 | 0.0 | 0 | 0 | 0 | 0 | 0.0 | 0 | 0 |

CHRIS MANHERTZ'S NFL REGULAR SEASON RETURN STATISTICS

| DATE | TEAM | KICKOFF RETURNS | | | | | PUNT RETURNS | | | | | |
|-------------------|----------|------------------------------------|----------|------------|----------|----------|--------------|----------|----------|------------|----------|----------|
| | | RET. | YDS. | AVG. | LG | TD | NO. | FC | YDS. | AVG. | LG | TD |
| 2016 | Saints | 0 | 0 | 0.0 | 0 | 0 | 0 | 0 | 0 | 0.0 | 0 | 0 |
| | | Went from New Orleans to Carolina. | | | | | | | | | | |
| 2016 | Panthers | 0 | 0 | 0.0 | 0 | 0 | 0 | 0 | 0 | 0.0 | 0 | 0 |
| 2016 | TOTAL | 0 | 0 | 0.0 | 0 | 0 | 0 | 0 | 0 | 0.0 | 0 | 0 |
| 2017 | Panthers | 0 | 0 | 0.0 | 0 | 0 | 0 | 0 | 0 | 0.0 | 0 | 0 |
| 2018 | Panthers | 0 | 0 | 0.0 | 0 | 0 | 0 | 0 | 0 | 0.0 | 0 | 0 |
| 2019 | Panthers | 0 | 0 | 0.0 | 0 | 0 | 0 | 0 | 0 | 0.0 | 0 | 0 |
| 2020 | Panthers | 0 | 0 | 0.0 | 0 | 0 | 0 | 0 | 0 | 0.0 | 0 | 0 |
| 2021 | Jaguars | 0 | 0 | 0.0 | 0 | 0 | 0 | 0 | 0 | 0.0 | 0 | 0 |
| NFL TOTALS | | 0 | 0 | 0.0 | 0 | 0 | 0 | 0 | 0 | 0.0 | 0 | 0 |

CHRIS MANHERTZ'S NFL POSTSEASON RETURN STATISTICS

| DATE | TEAM | KICKOFF RETURNS | | | | | PUNT RETURNS | | | | | |
|-------------------|----------|-----------------|----------|------------|----------|----------|--------------|----------|----------|------------|----------|----------|
| | | RET. | YDS. | AVG. | LG | TD | NO. | FC | YDS. | AVG. | LG | TD |
| 2017 | Panthers | 0 | 0 | 0.0 | 0 | 0 | 0 | 0 | 0 | 0.0 | 0 | 0 |
| NFL TOTALS | | 0 | 0 | 0.0 | 0 | 0 | 0 | 0 | 0 | 0.0 | 0 | 0 |

SINGLE-GAME HIGHS: RECEIVING

Receptions 1 at Houston Texans, Sep 12, 2021
1 at Minnesota Vikings, Nov 29, 2020
...11 more at 1.

Receiving Yards 50 vs. New Orleans Saints, Dec 17, 2018
22 at Houston Texans, Sep 12, 2021

Longest Receptions 50t vs. New Orleans Saints, Dec 17, 2018
22t at Houston Texans, Sep 12, 2021

Receiving TDs 1 at Houston Texans, Sep 12, 2021
1 vs. New Orleans Saints, Dec 17, 2018

All-Purpose Yards 50 vs. New Orleans Saints, Dec 17, 2018
22 at Houston Texans, Sep 12, 2021

Most TDs 1 at Houston Texans, Sep 12, 2021
1 vs. New Orleans Saints, Dec 17, 2018

2021 GAME-BY-GAME REGULAR-SEASON STATISTICS (JAGUARS)

| DATE | OPPONENT | P/S | RECEIVING | | | | | RUSHING | | | | | W/L | SCORE |
|--------------------|-------------|-------------|-----------|-----------|-------------|------------|----------|----------|----------|------------|----------|----------|-------------|-------|
| | | | NO. | YDS. | AVG. | LG | TD | NO. | YDS. | AVG. | LG | TD | | |
| 09/12 | at Texans | S | 1 | 22 | 22.0 | 22t | 1 | 0 | 0 | 0.0 | 0 | 0 | L | 21-37 |
| 09/19 | Broncos | S | 0 | 0 | 0.0 | 0 | 0 | 0 | 0 | 0.0 | 0 | 0 | L | 13-23 |
| 09/26 | Cardinals | S | 0 | 0 | 0.0 | 0 | 0 | 0 | 0 | 0.0 | 0 | 0 | L | 19-31 |
| 09/30 | at Bengals | S | 1 | 7 | 7.0 | 7 | 0 | 0 | 0 | 0.0 | 0 | 0 | L | 21-24 |
| 10/10 | Titans | S | 0 | 0 | 0.0 | 0 | 0 | 0 | 0 | 0.0 | 0 | 0 | L | 19-37 |
| 10/17 | Dolphins | S | 1 | 11 | 11.0 | 11 | 0 | 0 | 0 | 0.0 | 0 | 0 | W | 23-20 |
| 10/31 | at Seahawks | P | 0 | 0 | 0.0 | 0 | 0 | 0 | 0 | 0.0 | 0 | 0 | L | 7-31 |
| 11/07 | Bills | P | 1 | 9 | 9.0 | 9 | 0 | 0 | 0 | 0.0 | 0 | 0 | W | 9-6 |
| 11/14 | at Colts | S | 0 | 0 | 0.0 | 0 | 0 | 0 | 0 | 0.0 | 0 | 0 | L | 17-23 |
| 11/21 | 49ers | P | 0 | 0 | 0.0 | 0 | 0 | 0 | 0 | 0.0 | 0 | 0 | L | 10-30 |
| 11/28 | Falcons | S | 1 | 11 | 11.0 | 11 | 0 | 0 | 0 | 0.0 | 0 | 0 | L | 14-21 |
| 12/05 | at Rams | S | 0 | 0 | 0.0 | 0 | 0 | 0 | 0 | 0.0 | 0 | 0 | L | 7-37 |
| 12/12 | at Titans | P | 0 | 0 | 0.0 | 0 | 0 | 0 | 0 | 0.0 | 0 | 0 | L | 0-20 |
| 2021 TOTALS | | 13-9 | 5 | 60 | 12.0 | 22T | 1 | 0 | 0 | 0.0 | 0 | 0 | 2-11 | |



2020 GAME-BY-GAME REGULAR-SEASON STATISTICS (PANTHERS)

| DATE | OPPONENT | P/S | RECEIVING | | | | | RUSHING | | | | | W/L | SCORE |
|--------------------|---------------|--------------|-----------|-----------|------------|-----------|----------|----------|----------|------------|----------|----------|-------------|-------|
| | | | NO. | YDS. | AVG. | LG | TD | NO. | YDS. | AVG. | LG | TD | | |
| 09/13 | Raiders | S | 1 | 4 | 4.0 | 4 | 0 | 0 | 0 | 0.0 | 0 | 0 | L | 30-34 |
| 09/20 | at Buccaneers | S | 1 | 8 | 8.0 | 8 | 0 | 0 | 0 | 0.0 | 0 | 0 | L | 17-31 |
| 09/27 | at Chargers | P | 0 | 0 | 0.0 | 0 | 0 | 0 | 0 | 0.0 | 0 | 0 | W | 21-16 |
| 10/04 | Cardinals | S | 1 | 17 | 17.0 | 17 | 0 | 0 | 0 | 0.0 | 0 | 0 | W | 31-21 |
| 10/11 | at Falcons | P | 0 | 0 | 0.0 | 0 | 0 | 0 | 0 | 0.0 | 0 | 0 | W | 23-16 |
| 10/18 | Bears | S | 1 | 6 | 6.0 | 6 | 0 | 0 | 0 | 0.0 | 0 | 0 | L | 16-23 |
| 10/25 | at Saints | S | 0 | 0 | 0.0 | 0 | 0 | 0 | 0 | 0.0 | 0 | 0 | L | 24-27 |
| 10/29 | Falcons | P | 1 | 6 | 6.0 | 6 | 0 | 0 | 0 | 0.0 | 0 | 0 | L | 17-25 |
| 11/08 | at Chiefs | S | 0 | 0 | 0.0 | 0 | 0 | 0 | 0 | 0.0 | 0 | 0 | L | 31-33 |
| 11/15 | Buccaneers | P | 0 | 0 | 0.0 | 0 | 0 | 0 | 0 | 0.0 | 0 | 0 | L | 23-46 |
| 11/22 | Lions | S | 0 | 0 | 0.0 | 0 | 0 | 0 | 0 | 0.0 | 0 | 0 | W | 20-0 |
| 11/29 | at Vikings | S | 1 | 11 | 11.0 | 11 | 0 | 0 | 0 | 0.0 | 0 | 0 | L | 27-28 |
| 12/13 | Broncos | S | 0 | 0 | 0.0 | 0 | 0 | 0 | 0 | 0.0 | 0 | 0 | L | 27-32 |
| 12/19 | at Packers | S | 0 | 0 | 0.0 | 0 | 0 | 0 | 0 | 0.0 | 0 | 0 | L | 16-24 |
| 12/27 | at Washington | S | 0 | 0 | 0.0 | 0 | 0 | 0 | 0 | 0.0 | 0 | 0 | W | 20-13 |
| 01/03 | Saints | S | 0 | 0 | 0.0 | 0 | 0 | 0 | 0 | 0.0 | 0 | 0 | L | 7-33 |
| 2020 TOTALS | | 16-12 | 6 | 52 | 8.7 | 17 | 0 | 0 | 0 | 0.0 | 0 | 0 | 5-11 | |






ROSS MATISCIK | 46



POSITION: LONG SNAPPER
HT: 6-0 | **WT:** 240 | **DOB:** 9-13-1996
COLLEGE: BAYLOR
HOMETOWN: MCKINNEY, TEXAS
ACQ: FA-'20
EXP: 2nd YEAR

 @rossmatiscik
 @ross_matiscik

KEY TRANSACTIONS

- Originally signed by Jacksonville as a rookie free agent on 4/28/20

PRO

2021 (Jaguars)

- 12/12 at TEN: Handled long snapping duties
- 12/5 at LAR: Handled long snapping duties
- 11/28 vs. ATL: Handled long snapping duties
- 11/21 vs. S.F.: Handled long snapping duties
- 11/14 at IND: Handled long snapping duties
- 11/7 vs. BUF: Handled long snapping duties... Had one special teams tackle
- 10/31 at SEA: Handled long snapping duties
- 10/17 vs. MIA: Handled long snapping duties, helping K Matthew Wright convert on the game-tying 54-yard and game-winning 53-yard field goals
- 10/10 vs. TEN: Handled long snapping duties
- 9/30 at CIN: Handled long snapping duties
- 9/26 vs. ARI: Handled long snapping duties
- 9/19 vs. DEN: Served as team's long snapper and recorded one special teams tackle on a punt return
- 9/12 at HOU: Served as team's long snapper

2020 (Jaguars)

- Handled the team's long snapping duties in all 16 games on the season
- 9/13 vs. IND: Served as the team's long snapper in NFL debut

COLLEGE

- Appeared in 52 games throughout his college career, seeing time as a longsnapper for punts and place kicks, while also appearing at linebacker
- Played in 14 games in 2019, snapping on all punts and kicks and made 13 tackles, including 1.0 sack
- Served as the team's longsnapper for all 13 games and made 11 tackles on defense in 2018
- Played in 12 games as a sophomore in 2017 and totaled four tackles, one fumble recovery and one forced fumble
- Played in 12 games as a freshman and served as the primary long snapper

PERSONAL

- Attended McKinney Boyd (McKinney, Texas) High School and was a 2014 all-state selection at linebacker
- Father, Marty, played football at Bowling Green
- Brother, Paine, played football at Rice

ROSS MATISCIK'S NFL REGULAR SEASON STATISTICS

| DATE | TEAM | GP |
|-------------------|---------|-----------|
| 2020 | Jaguars | 16 |
| 2021 | Jaguars | 13 |
| NFL TOTALS | | 29 |

2021 GAME-BY-GAME REGULAR-SEASON STATISTICS (JAGUARS)

| DATE | OPPONENT | | W/L | SCORE |
|--------------------|-------------|-----------|-------------|-------|
| 09/12 | at Texans | P | L | 21-37 |
| 09/19 | Broncos | P | L | 13-23 |
| 09/26 | Cardinals | P | L | 19-31 |
| 09/30 | at Bengals | P | L | 21-24 |
| 10/10 | Titans | P | L | 19-37 |
| 10/17 | Dolphins | P | W | 23-20 |
| 10/31 | at Seahawks | P | L | 7-31 |
| 11/07 | Bills | P | W | 9-6 |
| 11/14 | at Colts | P | L | 17-23 |
| 11/21 | 49ers | P | L | 10-30 |
| 11/28 | Falcons | P | L | 14-21 |
| 12/05 | at Rams | P | L | 7-37 |
| 12/12 | at Titans | P | L | 0-20 |
| 2021 TOTALS | | 13 | 2-11 | |



2020 GAME-BY-GAME REGULAR-SEASON STATISTICS (JAGUARS)

| DATE | OPPONENT | | W/L | SCORE |
|--------------------|-------------|-----------|-------------|--------|
| 09/13 | Colts | P | W | 27-20 |
| 09/20 | at Titans | P | L | 30-33 |
| 09/24 | Dolphins | P | L | 13-31 |
| 10/04 | at Bengals | P | L | 25-33 |
| 10/11 | at Texans | P | L | 14-30 |
| 10/18 | Lions | P | L | 16-34 |
| 10/25 | at Chargers | P | L | 29-39 |
| 11/08 | Texans | P | L | 25-27 |
| 11/15 | at Packers | P | L | 20-24 |
| 11/22 | Steelers | P | L | 3-27 |
| 11/29 | Browns | P | L | 25-27 |
| 12/06 | at Vikings | P | L | 24-27+ |
| 12/13 | Titans | P | L | 10-31 |
| 12/20 | at Ravens | P | L | 14-40 |
| 12/27 | Bears | P | L | 17-41 |
| 01/03 | at Colts | P | L | 14-28 |
| 2020 TOTALS | | 16 | 1-15 | |

+ - Overtime





LERENTEE MCCRAY | 55



POSITION: DEFENSIVE END/OUTSIDE LINEBACKER

HT: 6-3 | **WT:** 250 | **DOB:** 8-26-1990

COLLEGE: FLORIDA

HOMETOWN: OCALA, FLA.

ACQ: UFA (BUF)-'17

EXP: 7th YEAR



@Liive_55



@liive_55

KEY TRANSACTIONS

- Originally signed with Denver as an undrafted rookie on 4/27/13
- Signed with Green Bay as an unrestricted free agent on 4/18/16
- Traded by Green Bay to Buffalo for a 2018 draft pick on 8/30/16
- Signed by Jacksonville as an unrestricted free agent on 3/10/17

PRO

2021 (Jaguars)

- **12/12 at TEN:** Saw action on defense and special teams... Posted one total tackle
- **12/5 at LAR:** Saw action on defense and special teams... Recorded one total tackle
- **11/28 vs. ATL:** Saw action on defense and special teams... Posted one solo tackle
- **11/21 vs. S.F.:** Saw action on defense and special teams... Recorded one tackle for loss and one special teams tackle
- **11/14 at IND:** Saw action on special teams
- **11/7 vs. BUF:** Tied for a team-high with 16 special teams snaps
- **10/31 at SEA:** Saw action on special teams and tied a team high with 22 snaps... Recorded one special teams tackle
- **10/17 vs. MIA:** Saw action on defense and played a team-high 21 special teams snaps
- **10/10 vs. TEN:** Inactive (hamstring)
- **9/30 at CIN:** Saw action on special teams and defense... Had one special teams tackle
- **9/26 vs. ARI:** Saw action on defense and had a team-high 26 special teams snaps
- **9/19 vs. DEN:** Inactive (hamstring)
- **9/12 at HOU:** Saw action on defense and special teams... Assisted on one tackle on defense

2020 (Jaguars)

- Opted out of the 2020 season

2019 (Jaguars)

- Saw action in nine games and compiled four tackles (three solo) prior to being placed on injured reserve on Oct. 29 with a hamstring injury
- **10/13 vs. N.O.:** Saw action on defense and special teams, notching one defensive tackle and one tackle on special teams
- **11/3 vs. HOU:** Saw action on defense and made one solo tackle

2018 (Jaguars)

- Selected as a special teams captain by his teammates for the 2018 season... Recorded seven special teams tackles, which was second most on the team
- **9/9 at NYG:** Recorded two tackles (one solo), including 1.0 sack
- **12/16 vs. WAS:** Saw action on special teams and partially blocked a punt
- **12/23 at MIA:** Recorded two special teams tackles

2017 (Jaguars)

- Second on the team with nine special teams tackles... Added three tackles on defense, including 1.5 sacks
- **9/10 at HOU:** Saw action at linebacker and recorded three tackles (one solo), 1.5 sacks and one tackle for a loss
- **11/5 vs. CIN:** Recorded a solo special teams tackle and one pass defended
- **11/19 at CLE:** Recorded two special teams tackles (one solo) and saw action at linebacker

2016 (Bills)

- Totaled 10 tackles (four solo), one forced fumble and five special teams tackles

2015 (Broncos)

- Tallied 13 tackles (seven solo) and saw action in all three postseason games, including Super Bowl 50

2014 (Broncos)

- Posted six tackles (four solo), one forced fumble and one pass defended during his rookie season

2013 (Broncos)

- Spent the season on injured reserve with an ankle injury

COLLEGE

- Appeared in 40 games with 25 starts and totaled 65 tackles (40 solo), including 12.5 tackles for loss and 4.5 sacks
- Helped the Gators win the 2008 BCS National Championship

PERSONAL

- Attended Dunnellon (Fla.) High School, where he played wide receiver and linebacker and totaled 118 tackles and 9.0 sacks during his senior season



- Took students back-to-school shopping in July 2019 in Jacksonville

LERENTEE MCCRAY'S NFL REGULAR SEASON DEFENSIVE STATISTICS

| DATE | TEAM | GP | TACKLES | | | | | | | INTERCEPTIONS | | | | | O. FUMB | | | | ST | | | | MISC | | | | |
|-------------------|---------|-----------|----------|-----------|-----------|-----------|----------|-----------|------------|---------------|----------|----------|----------|----------|----------|----------|----------|----------|----------|----------|-----------|-----------|-----------|----------|----------|----------|---|
| | | | GS | TK | S | A | TFL | YDS | SK | YDS | QBH | NO | YDS | LG | TD | PD | FF | FR | TD | YDS | TK | S | A | FF | FR | S | A |
| 2014 | Broncos | 13 | 0 | 6 | 4 | 2 | 0 | 0 | 1.0 | 11.0 | 2 | 0 | 0 | 0 | 0 | 1 | 1 | 0 | 0 | 0 | 0 | 0 | 0 | 0 | 0 | 0 | 0 |
| 2015 | Broncos | 11 | 0 | 13 | 7 | 6 | 1 | 2 | 0.5 | 2.5 | 1 | 0 | 0 | 0 | 0 | 0 | 0 | 0 | 0 | 0 | 2 | 2 | 0 | 0 | 0 | 0 | |
| 2016 | Bills | 13 | 0 | 10 | 4 | 6 | 0 | 0 | 0.0 | 0.0 | 0 | 0 | 0 | 0 | 0 | 0 | 1 | 0 | 0 | 0 | 7 | 5 | 2 | 0 | 0 | 0 | |
| 2017 | Jaguars | 13 | 0 | 3 | 1 | 2 | 1 | 6 | 1.5 | 7.0 | 3 | 0 | 0 | 0 | 1 | 0 | 0 | 0 | 0 | 0 | 9 | 6 | 3 | 0 | 0 | 0 | |
| 2018 | Jaguars | 13 | 0 | 2 | 1 | 1 | 1 | 7 | 1.0 | 7.0 | 2 | 0 | 0 | 0 | 0 | 0 | 0 | 0 | 0 | 0 | 7 | 5 | 2 | 0 | 0 | 0 | |
| 2019 | Jaguars | 9 | 0 | 4 | 3 | 1 | 0 | 0 | 0.0 | 0.0 | 0 | 0 | 0 | 0 | 0 | 0 | 0 | 0 | 0 | 0 | 1 | 0 | 1 | 0 | 0 | 0 | |
| 2021 | Jaguars | 11 | 0 | 6 | 4 | 2 | 1 | 1 | 0.0 | 0.0 | 0 | 0 | 0 | 0 | 0 | 0 | 0 | 0 | 0 | 0 | 3 | 1 | 2 | 0 | 0 | 0 | |
| NFL TOTALS | | 83 | 0 | 44 | 24 | 20 | 4 | 16 | 4.0 | 27.5 | 8 | 0 | 0 | 0 | 0 | 2 | 2 | 0 | 0 | 0 | 29 | 19 | 10 | 0 | 0 | 0 | |

LERENTEE MCCRAY'S NFL POSTSEASON DEFENSIVE STATISTICS

| DATE | TEAM | GP | TACKLES | | | | | | | INTERCEPTIONS | | | | | O. FUMB | | | | ST | | | | MISC | | | |
|-------------------|---------|----------|----------|----------|----------|----------|----------|----------|------------|---------------|----------|----------|----------|----------|----------|----------|----------|----------|----------|----------|----------|----------|----------|----------|----------|---|
| | | | GS | TK | S | A | TFL | YDS | SK | YDS | QBH | NO | YDS | LG | TD | PD | FF | FR | TD | YDS | TK | S | A | FF | FR | S |
| 2014 | Broncos | 1 | 0 | 2 | 1 | 1 | 0 | 0 | 0.0 | 0.0 | 0 | 0 | 0 | 0 | 0 | 0 | 0 | 0 | 0 | 0 | 0 | 0 | 0 | 0 | 0 | 0 |
| 2015 | Broncos | 3 | 0 | 0 | 0 | 0 | 0 | 0 | 0.0 | 0.0 | 0 | 0 | 0 | 0 | 0 | 0 | 0 | 0 | 0 | 0 | 0 | 0 | 0 | 0 | 0 | |
| 2017 | Jaguars | 3 | 0 | 0 | 0 | 0 | 0 | 0 | 0.0 | 0.0 | 0 | 0 | 0 | 0 | 0 | 0 | 0 | 0 | 0 | 0 | 3 | 0 | 3 | 0 | 0 | |
| NFL TOTALS | | 7 | 0 | 2 | 1 | 1 | 0 | 0 | 0.0 | 0.0 | 0 | 0 | 0 | 0 | 0 | 0 | 0 | 0 | 0 | 0 | 3 | 0 | 3 | 0 | 0 | |

SINGLE-GAME HIGHS: DEFENSIVE

| | | | |
|------------------------|--|------------------------------|--|
| Total Tackles | 4 vs. New England Patriots, Oct 30, 2016 4 at Indianapolis Colts, Nov 08, 2015 | Forced Fumbles | 1 at Los Angeles Rams, Oct 09, 2016 1 vs. Oakland Raiders, Dec 28, 2014 |
| Sacks | 1.5 at Houston Texans, Sep 10, 2017 1.0 at New York Giants, Sep 09, 2018 ...1 more at 1.0. | Tackles For Loss | 1 at New York Giants, Sep 09, 2018 1 at Houston Texans, Sep 10, 2017 ...1 more at 1. |
| Passes Defensed | 1 vs. Cincinnati Bengals, Nov 05, 2017 1 vs. Buffalo Bills, Dec 07, 2014 | Special Teams Tackles | 2 at Houston Texans, Dec 30, 2018 2 at Miami Dolphins, Dec 23, 2018 ...1 more at 2. |

SINGLE-GAME HIGHS - POSTSEASON: DEFENSIVE

| | | | |
|----------------------|--|------------------------------|--|
| Total Tackles | 2 vs. Indianapolis Colts, Jan 11, 2015 | Special Teams Tackles | 2 vs. Buffalo Bills, Jan 07, 2018 1 at New England Patriots, Jan 21, 2018 |
|----------------------|--|------------------------------|--|

2021 GAME-BY-GAME REGULAR-SEASON STATISTICS (JAGUARS)

| DATE | OPPONENT | P/S | TACKLES | | | | | | | INTERCEPTIONS | | | | | O. FUMB | | | | ST | | | | MISC | | SCORE | | | |
|--------------------|-------------|-------------|----------|----------|----------|------------|------------|----------|----------|---------------|----------|----------|----------|----------|----------|----------|----------|----------|----------|----------|----------|----------|----------|----------|----------|-------------|-------|-------|
| | | | TK | S | A | SK | YDS | TFL | YDS | QBH | NO | YDS | LG | TD | PD | FF | FR | TD | YDS | TK | S | A | FF | FR | | S | A | W/L |
| 09/12 | at Texans | P | 1 | 0 | 1 | 0.0 | 0.0 | 0 | 0 | 0 | 0 | 0 | 0 | 0 | 0 | 0 | 0 | 0 | 0 | 0 | 0 | 0 | 0 | 0 | 0 | L | 21-37 | |
| 09/19 | Broncos | | INACTIVE | | | | | | | | | | | | | | | | | | | | | | | | L | 13-23 |
| 09/26 | Cardinals | P | 0 | 0 | 0 | 0.0 | 0.0 | 0 | 0 | 0 | 0 | 0 | 0 | 0 | 0 | 0 | 0 | 0 | 0 | 0 | 0 | 0 | 0 | 0 | 0 | L | 19-31 | |
| 09/30 | at Bengals | P | 0 | 0 | 0 | 0.0 | 0.0 | 0 | 0 | 0 | 0 | 0 | 0 | 0 | 0 | 0 | 0 | 0 | 0 | 1 | 0 | 1 | 0 | 0 | 0 | L | 21-24 | |
| 10/10 | Titans | | INACTIVE | | | | | | | | | | | | | | | | | | | | | | | | L | 19-37 |
| 10/17 | Dolphins | P | 0 | 0 | 0 | 0.0 | 0.0 | 0 | 0 | 0 | 0 | 0 | 0 | 0 | 0 | 0 | 0 | 0 | 0 | 0 | 0 | 0 | 0 | 0 | 0 | W | 23-20 | |
| 10/31 | at Seahawks | P | 0 | 0 | 0 | 0.0 | 0.0 | 0 | 0 | 0 | 0 | 0 | 0 | 0 | 0 | 0 | 0 | 0 | 0 | 1 | 0 | 1 | 0 | 0 | 0 | L | 7-31 | |
| 11/07 | Bills | P | 0 | 0 | 0 | 0.0 | 0.0 | 0 | 0 | 0 | 0 | 0 | 0 | 0 | 0 | 0 | 0 | 0 | 0 | 0 | 0 | 0 | 0 | 0 | 0 | W | 9-6 | |
| 11/14 | at Colts | P | 1 | 1 | 0 | 0.0 | 0.0 | 0 | 0 | 0 | 0 | 0 | 0 | 0 | 0 | 0 | 0 | 0 | 0 | 0 | 0 | 0 | 0 | 0 | 0 | L | 17-23 | |
| 11/21 | 49ers | P | 1 | 1 | 0 | 0.0 | 0.0 | 1 | 1 | 0 | 0 | 0 | 0 | 0 | 0 | 0 | 0 | 0 | 0 | 1 | 1 | 0 | 0 | 0 | 0 | L | 10-30 | |
| 11/28 | Falcons | P | 1 | 1 | 0 | 0.0 | 0.0 | 0 | 0 | 0 | 0 | 0 | 0 | 0 | 0 | 0 | 0 | 0 | 0 | 0 | 0 | 0 | 0 | 0 | 0 | L | 14-21 | |
| 12/05 | at Rams | P | 1 | 1 | 0 | 0.0 | 0.0 | 0 | 0 | 0 | 0 | 0 | 0 | 0 | 0 | 0 | 0 | 0 | 0 | 0 | 0 | 0 | 0 | 0 | 0 | L | 7-37 | |
| 12/12 | at Titans | P | 1 | 0 | 1 | 0.0 | 0.0 | 0 | 0 | 0 | 0 | 0 | 0 | 0 | 0 | 0 | 0 | 0 | 0 | 0 | 0 | 0 | 0 | 0 | 0 | L | 0-20 | |
| 2021 TOTALS | | 11-0 | 6 | 4 | 2 | 0.0 | 0.0 | 1 | 1 | 0 | 0 | 0 | 0 | 0 | 0 | 0 | 0 | 0 | 0 | 3 | 1 | 2 | 0 | 0 | 0 | 2-11 | | |





KC MCDERMOTT | 62



POSITION: OFFENSIVE LINEMAN

HT: 6-5 | **WT:** 330 | **DOB:** 4-18-1996

COLLEGE: MIAMI (FLA.)

HOMETOWN: WELLINGTON, FLA.

ACQ: FA-'18

EXP: 3rd YEAR



@kcmcdermott52



@kcmcdermott52

KEY TRANSACTIONS

- Originally signed by Jacksonville as an undrafted rookie on 5/11/2018
- Released by Jacksonville on 8/31/21
- Signed to Jacksonville's practice squad on 9/1/21

PRO

2021 (Jaguars)

- **12/12 at TEN:** Did not play
- **12/5 at LAR:** Inactive
- **11/28 vs. ATL:** Inactive
- **11/21 vs. S.F.:** Saw action on special teams
- **11/14 at IND:** Saw action on special teams
- **11/7 vs. BUF:** Saw action on special teams
- **10/31 at SEA:** Signed to active roster and saw action on special teams
- **10/17 vs. MIA:** Elevated from the practice squad and saw action on special teams

2020 (Jaguars)

- On the active roster for seven games and appeared in five conetsts playing primarily on special teams... Spent the season on Jacksonville's practice squad before being promoted to the 53-man active roster on Nov. 14

2019 (Jaguars)

- Spent the entire season on the reserved/injured list

2018 (Jaguars)

- Spent entire season as a member of the practice squad

COLLEGE

- Appeared in 40 career games, starting in the final 34 games of his career, along the offensive line for the Hurricanes
- Earned All-ACC Third-Team honors as a senior in 2017

PERSONAL

- Attended Palm Beach Central (Wellington, Fla.) High School and was a first-team all-state selection as a junior and a 2014 All-American selection by 247 sports
- He and his wife, Madison, have one son, Kasen

KC MCDERMOTT'S NFL REGULAR SEASON STATISTICS

| DATE | TEAM | GP | GS |
|-------------------|---------|-----------|----------|
| 2018 | Jaguars | 0 | 0 |
| 2019 | Jaguars | 0 | 0 |
| 2020 | Jaguars | 7 | 0 |
| 2021 | Jaguars | 5 | 0 |
| NFL TOTALS | | 12 | 0 |

2021 GAME-BY-GAME REGULAR-SEASON STATISTICS (JAGUARS)

| DATE | OPPONENT | P/S | | W/L | SCORE |
|--------------------|-------------|------------|---------------------------|-------------|-------|
| 09/12 | at Texans | | PRACTICE SQUAD | L | 21-37 |
| 09/19 | Broncos | | PRACTICE SQUAD | L | 13-23 |
| 09/26 | Cardinals | | PRACTICE SQUAD | L | 19-31 |
| 09/30 | at Bengals | | PRACTICE SQUAD | L | 21-24 |
| 10/10 | Titans | | PRACTICE SQUAD | L | 19-37 |
| 10/17 | Dolphins | | PRACTICE SQUAD | W | 23-20 |
| 10/31 | at Seahawks | P | | L | 7-31 |
| 11/07 | Bills | P | | W | 9-6 |
| 11/14 | at Colts | P | | L | 17-23 |
| 11/21 | 49ers | P | | L | 10-30 |
| 11/28 | Falcons | | INACTIVE | L | 14-21 |
| 12/05 | at Rams | | INACTIVE | L | 7-37 |
| 12/12 | at Titans | | DID NOT PLAY (NON-INJURY) | L | 0-20 |
| 2021 TOTALS | | 4-0 | | 2-11 | |



2020 GAME-BY-GAME REGULAR-SEASON STATISTICS (JAGUARS)

| DATE | OPPONENT | P/S | | W/L | SCORE |
|--------------------|-------------|------------|---------------------------|-------------|--------|
| 09/13 | Colts | | PRACTICE SQUAD | W | 27-20 |
| 09/20 | at Titans | | PRACTICE SQUAD | L | 30-33 |
| 09/24 | Dolphins | P | | L | 13-31 |
| 10/04 | at Bengals | P | | L | 25-33 |
| 10/11 | at Texans | | PRACTICE SQUAD | L | 14-30 |
| 10/18 | Lions | | PRACTICE SQUAD | L | 16-34 |
| 10/25 | at Chargers | | PRACTICE SQUAD | L | 29-39 |
| 11/08 | Texans | | PRACTICE SQUAD | L | 25-27 |
| 11/15 | at Packers | | DID NOT PLAY (NON-INJURY) | L | 20-24 |
| 11/22 | Steelers | | INACTIVE | L | 3-27 |
| 11/29 | Browns | | DID NOT PLAY | L | 25-27 |
| 12/06 | at Vikings | P | | L | 24-27+ |
| 12/13 | Titans | | PRACTICE SQUAD | L | 10-31 |
| 12/20 | at Ravens | | PRACTICE SQUAD | L | 14-40 |
| 12/27 | Bears | P | | L | 17-41 |
| 01/03 | at Colts | P | | L | 14-28 |
| 2020 TOTALS | | 5-0 | | 1-15 | |

+ - Overtime





JAYDON MICKENS | 4



POSITION: WIDE RECEIVER
HT: 5-11 | **WT:** 170 | **DOB:** 4-21-1994
COLLEGE: WASHINGTON
HOMETOWN: LOS ANGELES, CALIF.
ACQ: FA-17
EXP: 4th YEAR

JaydonMickens

jmicky_19

KEY TRANSACTIONS

- Originally signed by Oakland as a rookie free agent on 5/12/16
- Signed to Jacksonville's practice squad on 10/21/17
- Signed by Carolina on 7/24/19
- Signed by Tampa Bay on 12/19/19
- Signed by Jacksonville on 11/24/21

PRO

2021 (Buccaneers & Jaguars)

- **12/12 at TEN:** Returned one kickoff for 16 yards... Also saw action on offense
- **12/5 at LAR:** Saw action as a returner and on offense... Posted two receptions for 10 yards and one kick return for 24 yards
- **11/28 vs. ATL:** Handled kick and punt return duties... Returned three kicks for 74 yards (24.7 avg) and two punts for 29 yards (14.5 avg)
- Played in five games with Tampa Bay... Recorded eight punt returns for 54 yards and five kick returns for 129 yards

2020 (Buccaneers)

- Caught seven passes for 58 yards
- Finished the season with 340 kick return yards and 99 punt return yards
- Won Super Bowl LV with Tampa Bay

2019 (Buccaneers)

- Played in one game

2018 (Jaguars)

- Played in six games and recorded six kick returns for 149 yards and 12 punt returns for 59 yards

2017 (Raiders & Jaguars)

- Spent part of the 2017 season on the Raiders practice squad before signing with Jacksonville
- Posted six receptions for 77 yards (12.8 avg.) and two touchdowns in 10 games
- **11/5 vs. CIN:** Returned three punts for 82 yards, including a 63-yard touchdown return... Won Special Teams Player of the Week for his performance

COLLEGE

- Appeared in 53 games for Washington catching 203 receptions for 2,187 yards
- No. 2 on UW's career receptions list (203)
- No. 5 on UW's career receiving yards list (2,187)

PERSONAL

- Earned first-team All-City as a running back in 2011 at Dorsey High School
- Played quarterback, running back and wide receiver during his career at Dorsey
- Ranked the No. 11 "athlete" recruit in the nation, the No. 26 overall prospect in California and the No. 142 overall recruit in the country by rivals.com

JAYDON MICKENS' NFL REGULAR SEASON RUSHING/RECEIVING STATISTICS

| DATE | TEAM | GP | GS | RECEIVING | | | | | RUSHING | | | | | |
|--------------------------------------|------------|-----------|----------|-----------|------------|------------|-----------|----------|----------|----------|------------|----------|----------|----------|
| | | | | NO. | YDS. | AVG. | LG | TD | NO. | YDS. | AVG. | LG | TD | |
| 2017 | Raiders | 0 | 0 | 0 | 0 | 0.0 | 0 | 0 | 0 | 0 | 0 | 0 | 0 | 0 |
| Went from Oakland to Jacksonville. | | | | | | | | | | | | | | |
| 2017 | Jaguars | 10 | 0 | 6 | 77 | 12.8 | 41 | 2 | 0 | 0 | 0.0 | 0 | 0 | 0 |
| 2017 | TOTAL | 10 | 0 | 6 | 77 | 12.8 | 41 | 2 | 0 | 0 | 0.0 | 0 | 0 | 0 |
| 2018 | Jaguars | 6 | 0 | 0 | 0 | 0.0 | 0 | 0 | 0 | 0 | 0.0 | 0 | 0 | 0 |
| 2019 | Buccaneers | 1 | 0 | 0 | 0 | 0.0 | 0 | 0 | 0 | 0 | 0.0 | 0 | 0 | 0 |
| 2020 | Buccaneers | 10 | 0 | 7 | 58 | 8.3 | 11 | 0 | 0 | 0 | 0.0 | 0 | 0 | 0 |
| 2021 | Buccaneers | 5 | 0 | 0 | 0 | 0.0 | 0 | 0 | 0 | 0 | 0.0 | 0 | 0 | 0 |
| Went from Tampa Bay to Jacksonville. | | | | | | | | | | | | | | |
| 2021 | Jaguars | 2 | 0 | 2 | 10 | 5.0 | 12 | 0 | 0 | 0 | 0.0 | 0 | 0 | 0 |
| 2021 | TOTAL | 7 | 0 | 2 | 10 | 5.0 | 12 | 0 | 0 | 0 | 0.0 | 0 | 0 | 0 |
| NFL TOTALS | | 34 | 0 | 15 | 145 | 9.7 | 41 | 2 | 0 | 0 | 0.0 | 0 | 0 | 0 |



JAYDON MICKENS' NFL POSTSEASON RUSHING/RECEIVING STATISTICS

| DATE | TEAM | GP | GS | RECEIVING | | | | | RUSHING | | | | |
|-------------------|------------|----------|----------|-----------|----------|------------|----------|----------|----------|----------|------------|----------|----------|
| | | | | NO. | YDS. | AVG. | LG | TD | NO. | YDS. | AVG. | LG | TD |
| 2017 | Jaguars | 2 | 0 | 0 | 0 | 0.0 | 0 | 0 | 0 | 0 | 0.0 | 0 | 0 |
| 2020 | Buccaneers | 4 | 0 | 0 | 0 | 0.0 | 0 | 0 | 0 | 0 | 0.0 | 0 | 0 |
| NFL TOTALS | | 6 | 0 | 0 | 0 | 0.0 | 0 | 0 | 0 | 0 | 0.0 | 0 | 0 |

JAYDON MICKENS' NFL REGULAR SEASON RETURN STATISTICS

| DATE | TEAM | KICKOFF RETURNS | | | | | PUNT RETURNS | | | | | |
|---|------------|-----------------|------------|-------------|-----------|----------|--------------|-----------|------------|------------|-----------|----------|
| | | RET. | YDS. | AVG. | LG | TD | NO. | FC | YDS. | AVG. | LG | TD |
| 2017 | Raiders | 0 | 0 | 0.0 | 0 | 0 | 0 | 0 | 0 | 0.0 | 0 | 0 |
| Went from Oakland to Jacksonville . | | | | | | | | | | | | |
| 2017 | Jaguars | 2 | 20 | 10.0 | 20 | 0 | 27 | 19 | 287 | 10.6 | 72 | 1 |
| 2017 | TOTAL | 2 | 20 | 10.0 | 20 | 0 | 27 | 19 | 287 | 10.6 | 72 | 1 |
| 2018 | Jaguars | 6 | 149 | 24.8 | 31 | 0 | 12 | 2 | 59 | 4.9 | 16 | 0 |
| 2019 | Buccaneers | 0 | 0 | 0.0 | 0 | 0 | 0 | 2 | 0 | 0.0 | 0 | 0 |
| 2020 | Buccaneers | 14 | 340 | 24.3 | 34 | 0 | 16 | 12 | 99 | 6.2 | 14 | 0 |
| 2021 | Buccaneers | 5 | 129 | 25.8 | 41 | 0 | 8 | 2 | 54 | 6.8 | 14 | 0 |
| Went from Tampa Bay to Jacksonville . | | | | | | | | | | | | |
| 2021 | Jaguars | 5 | 114 | 22.8 | 29 | 0 | 2 | 8 | 29 | 14.5 | 18 | 0 |
| 2021 | TOTAL | 10 | 243 | 24.3 | 41 | 0 | 10 | 10 | 83 | 8.3 | 18 | 0 |
| NFL TOTALS | | 32 | 752 | 23.5 | 41 | 0 | 65 | 45 | 528 | 8.1 | 72 | 1 |

JAYDON MICKENS' NFL POSTSEASON RETURN STATISTICS

| DATE | TEAM | KICKOFF RETURNS | | | | | PUNT RETURNS | | | | | |
|-------------------|------------|-----------------|------------|-------------|-----------|----------|--------------|----------|-----------|------------|-----------|----------|
| | | RET. | YDS. | AVG. | LG | TD | NO. | FC | YDS. | AVG. | LG | TD |
| 2017 | Jaguars | 0 | 0 | 0.0 | 0 | 0 | 1 | 3 | 0 | 0.0 | 0 | 0 |
| 2020 | Buccaneers | 10 | 222 | 22.2 | 43 | 0 | 5 | 2 | 39 | 7.8 | 13 | 0 |
| NFL TOTALS | | 10 | 222 | 22.2 | 43 | 0 | 6 | 5 | 39 | 6.5 | 13 | 0 |

SINGLE-GAME HIGHS: RUSHING/RECEIVING

| | | | |
|-------------------------------|--|-------------------------------|---|
| Receptions | 5 at New York Giants, Nov 02, 2020 4 vs. Houston Texans, Dec 17, 2017 | Longest Punt Return | 72 vs. Seattle Seahawks, Dec 10, 2017 63t vs. Cincinnati Bengals, Nov 05, 2017 |
| Receiving Yards | 61 vs. Houston Texans, Dec 17, 2017 36 at New York Giants, Nov 02, 2020 | Punt Returns | 7 vs. Los Angeles Chargers, Nov 12, 2017 5 at Jacksonville Jaguars, Dec 17, 2017 |
| Longest Receptions | 41 vs. Houston Texans, Dec 17, 2017 14t vs. Houston Texans, Dec 17, 2017 | Punt Return TDs | 1 at Jacksonville Jaguars, Nov 05, 2017 |
| Receiving TDs | 2 at Jacksonville Jaguars, Dec 17, 2017 | Special Teams Tackles | 2 at Jacksonville Jaguars, Nov 05, 2017 1 vs. Atlanta Falcons, Jan 03, 2021 ...2 more at 1. |
| All-Purpose Yards | 115 at New York Giants, Nov 02, 2020 113 vs. Dallas Cowboys, Sep 09, 2021 | Miscellaneous Tackles | 1 at San Francisco 49ers, Dec 24, 2017 |
| Kickoff Returns | 4 at Las Vegas Raiders, Oct 25, 2020 3 at Jacksonville Jaguars, Nov 28, 2021 ...2 more at 3. | Most TDs | 2 at Jacksonville Jaguars, Dec 17, 2017 1 at Jacksonville Jaguars, Nov 05, 2017 |
| Kickoff Return Yards | 98 at Las Vegas Raiders, Oct 25, 2020 92 vs. Dallas Cowboys, Sep 09, 2021 | Receiving Average | 15.3 vs. Houston Texans, Dec 17, 2017 7.2 at New York Giants, Nov 02, 2020 |
| Longest Kickoff Return | 41 vs. Dallas Cowboys, Sep 09, 2021 34 at Las Vegas Raiders, Oct 25, 2020 | Punt Return Average | 27.3 vs. Cincinnati Bengals, Nov 05, 2017 24.0 vs. Seattle Seahawks, Dec 10, 2017 |
| Fair Catches | 6 at Indianapolis Colts, Oct 22, 2017 4 at Tennessee Titans, Dec 12, 2021 ...1 more at 4. | Kickoff Return Average | 30.7 vs. Dallas Cowboys, Sep 09, 2021 26.3 at New York Giants, Nov 02, 2020 |
| Punt Return Yards | 82 vs. Cincinnati Bengals, Nov 05, 2017 72 vs. Seattle Seahawks, Dec 10, 2017 | | |

SINGLE-GAME HIGHS - POSTSEASON: RUSHING/RECEIVING

| | | | |
|-------------------------------|---|------------------------------|--|
| All-Purpose Yards | 131 at Green Bay Packers, Jan 24, 2021 75 vs. Kansas City Chiefs, Feb 07, 2021 | Punt Return Yards | 16 at Washington, Jan 09, 2021 13 at New Orleans Saints, Jan 17, 2021 |
| Kickoff Returns | 5 at Green Bay Packers, Jan 24, 2021 3 vs. Kansas City Chiefs, Feb 07, 2021 | Longest Punt Return | 13 at New Orleans Saints, Jan 17, 2021 9 at Washington, Jan 09, 2021 |
| Kickoff Return Yards | 121 at Green Bay Packers, Jan 24, 2021 75 vs. Kansas City Chiefs, Feb 07, 2021 | Punt Returns | 2 at Green Bay Packers, Jan 24, 2021 2 at Washington, Jan 09, 2021 |
| Longest Kickoff Return | 43 at Green Bay Packers, Jan 24, 2021 29 at Green Bay Packers, Jan 24, 2021 | Special Teams Tackles | 1 at New Orleans Saints, Jan 17, 2021 |
| Fair Catches | 2 vs. Buffalo Bills, Jan 07, 2018 1 at New Orleans Saints, Jan 17, 2021 ...2 more at 1. | | |



2021 GAME-BY-GAME REGULAR-SEASON STATISTICS (BUCCANEERS/JAGUARS)

| DATE | OPPONENT | P/S | RECEIVING | | | | | RUSHING | | | | | W/L | SCORE |
|---|---------------|------------|-----------|-----------|------------|-----------|----------|----------|----------|------------|----------|----------|------------|-------|
| | | | NO. | YDS. | AVG. | LG | TD | NO. | YDS. | AVG. | LG | TD | | |
| 09/09 | Cowboys | P | 0 | 0 | 0.0 | 0 | 0 | 0 | 0 | 0.0 | 0 | 0 | W | 31-29 |
| 09/19 | Falcons | | | | | | | | | | | | W | 48-25 |
| 09/26 | at Rams | | | | | | | | | | | | L | 24-34 |
| 10/03 | at Patriots | | | | | | | | | | | | W | 19-17 |
| 10/10 | Dolphins | | | | | | | | | | | | W | 45-17 |
| 10/14 | at Eagles | P | 0 | 0 | 0.0 | 0 | 0 | 0 | 0 | 0.0 | 0 | 0 | W | 28-22 |
| 10/24 | Bears | | | | | | | | | | | | W | 38-3 |
| 10/31 | at Saints | | | | | | | | | | | | L | 27-36 |
| 11/14 | at Washington | | | | | | | | | | | | L | 19-29 |
| 11/22 | Giants | | | | | | | | | | | | W | 30-10 |
| 11/28 | at Colts | | | | | | | | | | | | W | 38-31 |
| Went from Buccaneers to Jaguars . | | | | | | | | | | | | | | |
| 12/05 | at Rams | P | 2 | 10 | 5.0 | 12 | 0 | 0 | 0 | 0.0 | 0 | 0 | L | 7-37 |
| 12/12 | at Titans | P | 0 | 0 | 0.0 | 0 | 0 | 0 | 0 | 0.0 | 0 | 0 | L | 0-20 |
| 2021 TOTALS | | 4-0 | 2 | 10 | 5.0 | 12 | 0 | 0 | 0 | 0.0 | 0 | 0 | 8-5 | |

2020 GAME-BY-GAME REGULAR-SEASON STATISTICS (BUCCANEERS)

| DATE | OPPONENT | P/S | RECEIVING | | | | | RUSHING | | | | | W/L | SCORE |
|--------------------|-------------|------------|-----------|-----------|------------|-----------|----------|----------|----------|------------|----------|----------|-------------|-------|
| | | | NO. | YDS. | AVG. | LG | TD | NO. | YDS. | AVG. | LG | TD | | |
| 09/13 | at Saints | P | 0 | 0 | 0.0 | 0 | 0 | 0 | 0 | 0.0 | 0 | 0 | L | 23-34 |
| 09/20 | Panthers | P | 0 | 0 | 0.0 | 0 | 0 | 0 | 0 | 0.0 | 0 | 0 | W | 31-17 |
| 09/27 | at Broncos | P | 0 | 0 | 0.0 | 0 | 0 | 0 | 0 | 0.0 | 0 | 0 | W | 28-10 |
| 10/04 | Chargers | P | 0 | 0 | 0.0 | 0 | 0 | 0 | 0 | 0.0 | 0 | 0 | W | 38-31 |
| 10/08 | at Bears | P | 2 | 22 | 11.0 | 11 | 0 | 0 | 0 | 0.0 | 0 | 0 | L | 19-20 |
| 10/18 | Packers | P | 0 | 0 | 0.0 | 0 | 0 | 0 | 0 | 0.0 | 0 | 0 | W | 38-10 |
| 10/25 | at Raiders | P | 0 | 0 | 0.0 | 0 | 0 | 0 | 0 | 0.0 | 0 | 0 | W | 45-20 |
| 11/02 | at Giants | P | 5 | 36 | 7.2 | 9 | 0 | 0 | 0 | 0.0 | 0 | 0 | W | 25-23 |
| 11/08 | Saints | P | 0 | 0 | 0.0 | 0 | 0 | 0 | 0 | 0.0 | 0 | 0 | L | 3-38 |
| 11/15 | at Panthers | | | | | | | | | | | | W | 46-23 |
| 11/23 | Rams | | | | | | | | | | | | L | 24-27 |
| 11/29 | Chiefs | | | | | | | | | | | | L | 24-27 |
| 12/13 | Vikings | | | | | | | | | | | | W | 26-14 |
| 12/20 | at Falcons | | | | | | | | | | | | W | 31-27 |
| 12/26 | at Lions | | | | | | | | | | | | W | 47-7 |
| 01/03 | Falcons | | | | | | | | | | | | W | 44-27 |
| 2020 TOTALS | | 9-0 | 7 | 58 | 8.3 | 11 | 0 | 0 | 0 | 0.0 | 0 | 0 | 11-5 | |

2020 GAME-BY-GAME POSTSEASON STATISTICS (BUCCANEERS)

| DATE | OPPONENT | P/S | RECEIVING | | | | | RUSHING | | | | | W/L | SCORE |
|--------------------|---------------|------------|-----------|----------|------------|----------|----------|----------|----------|------------|----------|----------|------------|-------|
| | | | NO. | YDS. | AVG. | LG | TD | NO. | YDS. | AVG. | LG | TD | | |
| 01/09 | at Washington | P | 0 | 0 | 0.0 | 0 | 0 | 0 | 0 | 0.0 | 0 | 0 | W | 31-23 |
| 01/17 | at Saints | P | 0 | 0 | 0.0 | 0 | 0 | 0 | 0 | 0.0 | 0 | 0 | W | 30-20 |
| 01/24 | at Packers | P | 0 | 0 | 0.0 | 0 | 0 | 0 | 0 | 0.0 | 0 | 0 | W | 31-26 |
| 02/07 | Chiefs | P | 0 | 0 | 0.0 | 0 | 0 | 0 | 0 | 0.0 | 0 | 0 | W | 31-9 |
| 2020 TOTALS | | 4-0 | 0 | 0 | 0.0 | 0 | 0 | 0 | 0 | 0.0 | 0 | 0 | 4-0 | |







ANDREW NORWELL | 68



POSITION: OFFENSIVE LINEMAN
HT: 6-6 | **WT:** 340 | **DOB:** 10-25-1991
COLLEGE: OHIO STATE
HOMETOWN: CINCINNATI, OHIO
ACQ: UFA (CAR)-'18
EXP: 8th YEAR

 AndrewNorwell
 @a_norwell68

KEY TRANSACTIONS

- Originally signed by Carolina as an undrafted rookie on 5/16/14
- Signed as an unrestricted free agent by Jacksonville on 3/15/17

PRO

2021 (Jaguars)

- 12/12 at TEN:** Started at right guard and played all 55 offensive snaps
- 12/5 at LAR:** Started at left guard and played all 59 offensive snaps
- 11/28 vs. ATL:** Started at left guard and played all 73 offensive snaps
- 11/21 vs. S.F.:** Started at left guard and played all 46 offensive snaps
- 11/14 at IND:** Started at left guard and played all 66 offensive snaps
- 11/7 vs. BUF:** Started at left guard and played all 61 offensive snaps
- 10/31 at SEA:** Started at left guard and played all 76 snaps on offense
- 10/17 vs. MIA:** Started at left guard and played all 66 offensive snaps
- 10/10 vs. TEN:** Started at left guard and helped RB James Robinson rush for a career-high 149 yards
- 9/30 at CIN:** Started at left guard and played all 56 offensive snaps
- 9/26 vs. ARI:** Started at left guard and helped the offense rush for 159 yards on 29 attempts... Briefly left the game in the second quarter with an ankle injury but returned to finish the contest
- 9/19 vs. DEN:** Started at left guard and played all 56 offensive snaps
- 9/12 at HOU:** Started at left guard and appeared in all 74 offensive snaps

2020 (Jaguars)

- Started all 13 games in which he appeared at left guard... Part of an offensive line that helped rookie RB James Robinson tally the most scrimmage yards (1,414), and the second-most rushing yards (1,070), by an undrafted rookie in NFL history... Placed on injured reserve on Nov. 28... Activated from injured reserve on Dec. 19

2019 (Jaguars)

- Started all 16 games at left guard... Part of an offensive line that helped RB Leonard Fournette gain 1,674 yards from scrimmage... Fournette became the only Jaguars player since 2011 to post at least 1,500 scrimmage yards in a single season

2018 (Jaguars)

- Appeared in 11 contests, starting each contest at left guard
- 9/9 at NYG:** Started at left guard and helped the team rush for 137 yards in his Jaguars debut

2017 (Panthers)

- Led an offensive line that paved the way for the NFL's fourth-ranked ground attack to rush for 2,102 yards (131.3 rushing yards per game)... Part of a unit that allowed 35 sacks on the season

2016 (Panthers)

- Started at left guard for the first time in his career and was the team's only offensive lineman to start all 16 games at the position in which he opened the season... Carolina boasted the 10th-ranked rushing attack and averaged 113.4 yards per game... Contributed to a Panthers offense that averaged a 31:44 time of possession, the third-highest mark in team history

2015 (Panthers)

- Started 13 regular season games and all three postseason contests, including Super Bowl 50 vs. Denver... Helped the team set a franchise-record and NFL-leading 500 points scored

2014 (Panthers)

- Opened holes for the Panthers to rank seventh in the NFL in rushing, including a league-leading 975 yards over the last five games

COLLEGE

- Played in 50 games with 39 starts at Ohio State
- Three-time All-Big Ten Conference selection

PERSONAL

- Attended Anderson (Cincinnati, Ohio) High School
- Started the Andrew Norwell Foundation which focuses on feeding children in Ohio, North Carolina and Florida
- Hosted 250 children from the Boys and Girls Club of Northeast Florida to a Thanksgiving feast during the 'Turkey Time With the O-Line' event in 2019
- Recently adopted a sheepadoodle puppy named Yogi the Bear with his wife, Brooke... The couple married during the 2021 offseason



ANDREW NORWELL'S NFL REGULAR SEASON STATISTICS

| DATE | TEAM | GP | GS |
|-------------------|----------|------------|------------|
| 2014 | Panthers | 10 | 9 |
| 2015 | Panthers | 13 | 13 |
| 2016 | Panthers | 16 | 16 |
| 2017 | Panthers | 16 | 16 |
| 2018 | Jaguars | 11 | 11 |
| 2019 | Jaguars | 16 | 16 |
| 2020 | Jaguars | 13 | 13 |
| 2021 | Jaguars | 13 | 13 |
| NFL TOTALS | | 108 | 107 |

ANDREW NORWELL'S NFL POSTSEASON STATISTICS

| DATE | TEAM | GP | GS |
|-------------------|----------|----------|----------|
| 2014 | Panthers | 2 | 2 |
| 2015 | Panthers | 3 | 3 |
| 2017 | Panthers | 1 | 1 |
| NFL TOTALS | | 6 | 6 |

2021 GAME-BY-GAME REGULAR-SEASON STATISTICS (JAGUARS)

| DATE | OPPONENT | P/S | W/L | SCORE |
|--------------------|-------------|--------------|-------------|-------|
| 09/12 | at Texans | S | L | 21-37 |
| 09/19 | Broncos | S | L | 13-23 |
| 09/26 | Cardinals | S | L | 19-31 |
| 09/30 | at Bengals | S | L | 21-24 |
| 10/10 | Titans | S | L | 19-37 |
| 10/17 | Dolphins | S | W | 23-20 |
| 10/31 | at Seahawks | S | L | 7-31 |
| 11/07 | Bills | S | W | 9-6 |
| 11/14 | at Colts | S | L | 17-23 |
| 11/21 | 49ers | S | L | 10-30 |
| 11/28 | Falcons | S | L | 14-21 |
| 12/05 | at Rams | S | L | 7-37 |
| 12/12 | at Titans | S | L | 0-20 |
| 2021 TOTALS | | 13-13 | 2-11 | |

2020 GAME-BY-GAME REGULAR-SEASON STATISTICS (JAGUARS)

| DATE | OPPONENT | P/S | W/L | SCORE |
|--------------------|-------------|--------------|-------------|--------|
| 09/13 | Colts | S | W | 27-20 |
| 09/20 | at Titans | S | L | 30-33 |
| 09/24 | Dolphins | S | L | 13-31 |
| 10/04 | at Bengals | S | L | 25-33 |
| 10/11 | at Texans | S | L | 14-30 |
| 10/18 | Lions | S | L | 16-34 |
| 10/25 | at Chargers | S | L | 29-39 |
| 11/08 | Texans | S | L | 25-27 |
| 11/15 | at Packers | S | L | 20-24 |
| 11/22 | Steelers | S | L | 3-27 |
| 11/29 | Browns | | L | 25-27 |
| 12/06 | at Vikings | | L | 24-27+ |
| 12/13 | Titans | | L | 10-31 |
| 12/20 | at Ravens | S | L | 14-40 |
| 12/27 | Bears | S | L | 17-41 |
| 01/03 | at Colts | S | L | 14-28 |
| 2020 TOTALS | | 13-13 | 1-15 | |

+ - Overtime







JAMES O'SHAUGHNESSY | 80



POSITION: TIGHT END
HT: 6-4 | **WT:** 245 | **DOB:** 1-14-1992
COLLEGE: ILLINOIS STATE
HOMETOWN: NAPERVILLE, ILL.
ACQ: W (N.E.)-'17
EXP: 6th YEAR

 @JOShaughnessy80
 @joshoughnessy88

KEY TRANSACTIONS

- Originally drafted by Kansas City in the fifth round (173rd overall) of the 2015 NFL Draft
- Traded to New England with a 2017 sixth-round draft selection (216th overall) in exchange for a 2017 fifth-round draft selection (183rd overall) on 4/29/17
- Claimed off waivers by Jacksonville on 9/3/17
- Re-signed by Jacksonville on 3/21/19

PRO

2021 (Jaguars)

- Placed on injured reserve with an ankle injury on 9/22... Activated from injured reserve on 11/27
- **12/12 at TEN:** Started at tight end and recorded four receptions for 21 yards
- **12/5 at LAR:** Saw action on offense and posted two receptions for 13 yards
- **11/28 vs. ATL:** Returned from injured reserve and started at tight end... Posted three receptions for 29 yards and also caught a successful 2-point conversion attempt
- **9/19 vs. DEN:** Started at tight end and recorded one reception for 24 yards... Left the game in the first quarter with an ankle injury
- **9/12 at HOU:** Started at tight end and tallied a single-game career high six receptions, topping his previous career-high of five posted against Indianapolis in 2018

2020 (Jaguars)

- Saw action in 15 games, making 13 starts, and recording a career-high 28 receptions for 262 yards (9.4 rec. avg.)
- **9/20 at TEN:** Started at tight end and recorded four receptions for 40 yards
- **12/6 at MIN:** Started at tight end, hauling in four receptions for 41 yards (10.3 rec. avg.)

2019 (Jaguars)

- Started in the first five games of the season before suffering a season-ending knee injury in Week 5 at Carolina... Totaled 14 receptions for 153 yards (10.9 rec. avg.) and two TDs
- **9/19 vs. TEN:** Started and caught two passes for 18 yards and one TD
- **9/29 at DEN:** Started and hauled in his only reception for an 18-yard TD, his second consecutive game with a receiving TD

2018 (Jaguars)

- Recorded career-highs in receptions (24) and receiving yards (214)
- **11/11 at IND:** Started and tied for the team-lead with five receptions for 46 yards, including a 4-yard reception from P Logan Cooke on a fake field goal, which set up RB Leonard Fournette's receiving TD

2017 (Jaguars)

- Appeared in all 16 games and recorded 14 receptions for 149 yards and one TD
- **12/3 vs. IND:** Recorded one reception for 29 yards on a fake punt from P Brad Nortman
- **12/24 at S.F.:** Recorded five receptions for 39 yards and his first career TD
- **1/14 at PIT:** Recorded one reception for 19 yards in the AFC Divisional round

2016 (Chiefs)

- Appeared in all 16 games, making three starts, and recorded two receptions

2015 (Chiefs)

- Appeared in seven games, making three starts and recorded six receptions for 87 yards... Was placed on injured reserve on 11/17/15

COLLEGE

- Played in 49 games with 37 starts, totaling 67 receptions for 1,170 yards and 14 TDs
- Earned Second-Team All-Missouri Valley Football Conference honors as a senior after totaling 29 receptions for 544 yards and nine TDs

PERSONAL

- Attended Naperville North (Ill.) High School
- Three-year letterman
- Engaged to Ava in the 2020 offseason



JAMES O'SHAUGHNESSY'S NFL REGULAR SEASON RUSHING/RECEIVING STATISTICS

| DATE | TEAM | RECEIVING | | | | | | | RUSHING | | | | |
|-------------------|---------|-----------|-----------|------------|------------|------------|-----------|----------|----------|----------|------------|----------|----------|
| | | GP | GS | NO. | YDS. | AVG. | LG | TD | NO. | YDS. | AVG. | LG | TD |
| 2015 | Chiefs | 7 | 3 | 6 | 87 | 14.5 | 30 | 0 | 0 | 0 | 0.0 | 0 | 0 |
| 2016 | Chiefs | 16 | 3 | 2 | -1 | -0.5 | -1 | 0 | 0 | 0 | 0.0 | 0 | 0 |
| 2017 | Jaguars | 16 | 1 | 14 | 149 | 10.6 | 29 | 1 | 0 | 0 | 0.0 | 0 | 0 |
| 2018 | Jaguars | 14 | 9 | 24 | 214 | 8.9 | 17 | 0 | 0 | 0 | 0.0 | 0 | 0 |
| 2019 | Jaguars | 5 | 5 | 14 | 153 | 10.9 | 35 | 2 | 0 | 0 | 0.0 | 0 | 0 |
| 2020 | Jaguars | 15 | 13 | 28 | 262 | 9.4 | 26 | 0 | 0 | 0 | 0.0 | 0 | 0 |
| 2021 | Jaguars | 5 | 4 | 16 | 135 | 8.4 | 24 | 0 | 0 | 0 | 0.0 | 0 | 0 |
| NFL TOTALS | | 78 | 38 | 104 | 999 | 9.6 | 35 | 3 | 0 | 0 | 0.0 | 0 | 0 |

JAMES O'SHAUGHNESSY'S NFL POSTSEASON RUSHING/RECEIVING STATISTICS

| DATE | TEAM | RECEIVING | | | | | | | RUSHING | | | | |
|-------------------|---------|-----------|----------|----------|-----------|-------------|-----------|----------|----------|----------|------------|----------|----------|
| | | GP | GS | NO. | YDS. | AVG. | LG | TD | NO. | YDS. | AVG. | LG | TD |
| 2015 | Chiefs | 0 | 0 | 0 | 0 | 0.0 | 0 | 0 | 0 | 0 | 0.0 | 0 | 0 |
| 2016 | Chiefs | 1 | 0 | 0 | 0 | 0.0 | 0 | 0 | 0 | 0 | 0.0 | 0 | 0 |
| 2017 | Jaguars | 3 | 2 | 2 | 23 | 11.5 | 19 | 0 | 0 | 0 | 0.0 | 0 | 0 |
| NFL TOTALS | | 4 | 2 | 2 | 23 | 11.5 | 19 | 0 | 0 | 0 | 0.0 | 0 | 0 |

JAMES O'SHAUGHNESSY'S NFL REGULAR SEASON RETURN STATISTICS

| DATE | TEAM | KICKOFF RETURNS | | | | | PUNT RETURNS | | | | | |
|-------------------|---------|-----------------|----------|------------|----------|----------|--------------|----------|----------|------------|----------|----------|
| | | RET. | YDS. | AVG. | LG | TD | NO. | FC | YDS. | AVG. | LG | TD |
| 2015 | Chiefs | 0 | 0 | 0.0 | 0 | 0 | 0 | 0 | 0 | 0.0 | 0 | 0 |
| 2016 | Chiefs | 0 | 0 | 0.0 | 0 | 0 | 0 | 0 | 0 | 0.0 | 0 | 0 |
| 2017 | Jaguars | 0 | 0 | 0.0 | 0 | 0 | 0 | 0 | 0 | 0.0 | 0 | 0 |
| 2018 | Jaguars | 0 | 0 | 0.0 | 0 | 0 | 0 | 0 | 0 | 0.0 | 0 | 0 |
| 2019 | Jaguars | 0 | 0 | 0.0 | 0 | 0 | 0 | 0 | 0 | 0.0 | 0 | 0 |
| 2020 | Jaguars | 0 | 0 | 0.0 | 0 | 0 | 0 | 0 | 0 | 0.0 | 0 | 0 |
| 2021 | Jaguars | 0 | 0 | 0.0 | 0 | 0 | 0 | 0 | 0 | 0.0 | 0 | 0 |
| NFL TOTALS | | 0 | 0 | 0.0 | 0 | 0 | 0 | 0 | 0 | 0.0 | 0 | 0 |

JAMES O'SHAUGHNESSY'S NFL POSTSEASON RETURN STATISTICS

| DATE | TEAM | KICKOFF RETURNS | | | | | PUNT RETURNS | | | | | |
|-------------------|---------|-----------------|----------|------------|----------|----------|--------------|----------|----------|------------|----------|----------|
| | | RET. | YDS. | AVG. | LG | TD | NO. | FC | YDS. | AVG. | LG | TD |
| 2015 | Chiefs | 0 | 0 | 0.0 | 0 | 0 | 0 | 0 | 0 | 0.0 | 0 | 0 |
| 2016 | Chiefs | 0 | 0 | 0.0 | 0 | 0 | 0 | 0 | 0 | 0.0 | 0 | 0 |
| 2017 | Jaguars | 0 | 0 | 0.0 | 0 | 0 | 0 | 0 | 0 | 0.0 | 0 | 0 |
| NFL TOTALS | | 0 | 0 | 0.0 | 0 | 0 | 0 | 0 | 0 | 0.0 | 0 | 0 |

SINGLE-GAME HIGHS: RECEIVING

| | | | |
|---------------------------|---|------------------------------|---|
| Receptions | 6 at Houston Texans, Sep 12, 2021 5 at Indianapolis Colts, Nov 11, 2018 ...1 more at 5. | Special Teams Tackles | 2 vs. Denver Broncos, Dec 25, 2016 1 at Dallas Cowboys, Oct 14, 2018 ...11 more at 1. |
| Receiving Yards | 57 at Carolina Panthers, Oct 06, 2019 54 vs. Denver Broncos, Sep 17, 2015 | Miscellaneous Tackles | 1 vs. Tennessee Titans, Dec 13, 2020 1 at Minnesota Vikings, Dec 06, 2020 ...4 more at 1. |
| Longest Receptions | 35 at Carolina Panthers, Oct 06, 2019 30 vs. Denver Broncos, Sep 17, 2015 | Most TDs | 1 at Denver Broncos, Sep 29, 2019 1 vs. Tennessee Titans, Sep 19, 2019 ...1 more at 1. |
| Receiving TDs | 1 at Denver Broncos, Sep 29, 2019 1 vs. Tennessee Titans, Sep 19, 2019 ...1 more at 1. | Receiving Average | 19.0 at Carolina Panthers, Oct 06, 2019 10.7 at Los Angeles Chargers, Oct 25, 2020 |
| All-Purpose Yards | 57 at Carolina Panthers, Oct 06, 2019 54 vs. Denver Broncos, Sep 17, 2015 | | |

SINGLE-GAME HIGHS - POSTSEASON: RECEIVING

| | | | |
|---------------------------|--|------------------------------|--|
| Receptions | 1 at New England Patriots, Jan 21, 2018 1 at Pittsburgh Steelers, Jan 14, 2018 | All-Purpose Yards | 19 at Pittsburgh Steelers, Jan 14, 2018 4 at New England Patriots, Jan 21, 2018 |
| Receiving Yards | 19 at Pittsburgh Steelers, Jan 14, 2018 4 at New England Patriots, Jan 21, 2018 | Special Teams Tackles | 1 vs. Pittsburgh Steelers, Jan 15, 2017 |
| Longest Receptions | 19 at Pittsburgh Steelers, Jan 14, 2018 4 at New England Patriots, Jan 21, 2018 | | |



2021 GAME-BY-GAME REGULAR-SEASON STATISTICS (JAGUARS)

| DATE | OPPONENT | P/S | RECEIVING | | | | | RUSHING | | | | | W/L | SCORE |
|--------------------|-------------|------------|-----------|------------|------------|-----------|----------|----------|----------|------------|----------|----------|-------------|-------|
| | | | NO. | YDS. | AVG. | LG | TD | NO. | YDS. | AVG. | LG | TD | | |
| 09/12 | at Texans | S | 6 | 48 | 8.0 | 22 | 0 | 0 | 0 | 0.0 | 0 | 0 | L | 21-37 |
| 09/19 | Broncos | S | 1 | 24 | 24.0 | 24 | 0 | 0 | 0 | 0.0 | 0 | 0 | L | 13-23 |
| 09/26 | Cardinals | | | | | | | | | | | | L | 19-31 |
| 09/30 | at Bengals | | | | | | | | | | | | L | 21-24 |
| 10/10 | Titans | | | | | | | | | | | | L | 19-37 |
| 10/17 | Dolphins | | | | | | | | | | | | W | 23-20 |
| 10/31 | at Seahawks | | | | | | | | | | | | L | 7-31 |
| 11/07 | Bills | | | | | | | | | | | | W | 9-6 |
| 11/14 | at Colts | | | | | | | | | | | | L | 17-23 |
| 11/21 | 49ers | | | | | | | | | | | | L | 10-30 |
| 11/28 | Falcons | S | 3 | 29 | 9.7 | 21 | 0 | 0 | 0 | 0.0 | 0 | 0 | L | 14-21 |
| 12/05 | at Rams | P | 2 | 13 | 6.5 | 7 | 0 | 0 | 0 | 0.0 | 0 | 0 | L | 7-37 |
| 12/12 | at Titans | S | 4 | 21 | 5.3 | 7 | 0 | 0 | 0 | 0.0 | 0 | 0 | L | 0-20 |
| 2021 TOTALS | | 5-4 | 16 | 135 | 8.4 | 24 | 0 | 0 | 0 | 0.0 | 0 | 0 | 2-11 | |

2020 GAME-BY-GAME REGULAR-SEASON STATISTICS (JAGUARS)

| DATE | OPPONENT | P/S | RECEIVING | | | | | RUSHING | | | | | W/L | SCORE |
|--------------------|-------------|--------------|-----------|------------|------------|-----------|----------|----------|----------|------------|----------|----------|-------------|--------|
| | | | NO. | YDS. | AVG. | LG | TD | NO. | YDS. | AVG. | LG | TD | | |
| 09/13 | Colts | S | 1 | 0 | 0.0 | 0 | 0 | 0 | 0 | 0.0 | 0 | 0 | W | 27-20 |
| 09/20 | at Titans | S | 4 | 40 | 10.0 | 13 | 0 | 0 | 0 | 0.0 | 0 | 0 | L | 30-33 |
| 09/24 | Dolphins | S | 3 | 29 | 9.7 | 12 | 0 | 0 | 0 | 0.0 | 0 | 0 | L | 13-31 |
| 10/04 | at Bengals | S | 1 | 26 | 26.0 | 26 | 0 | 0 | 0 | 0.0 | 0 | 0 | L | 25-33 |
| 10/11 | at Texans | S | 3 | 20 | 6.7 | 8 | 0 | 0 | 0 | 0.0 | 0 | 0 | L | 14-30 |
| 10/18 | Lions | S | 0 | 0 | 0.0 | 0 | 0 | 0 | 0 | 0.0 | 0 | 0 | L | 16-34 |
| 10/25 | at Chargers | S | 3 | 32 | 10.7 | 22 | 0 | 0 | 0 | 0.0 | 0 | 0 | L | 29-39 |
| 11/08 | Texans | S | 1 | 9 | 9.0 | 9 | 0 | 0 | 0 | 0.0 | 0 | 0 | L | 25-27 |
| 11/15 | at Packers | S | 0 | 0 | 0.0 | 0 | 0 | 0 | 0 | 0.0 | 0 | 0 | L | 20-24 |
| 11/22 | Steelers | | | | | | | | | | | | L | 3-27 |
| 11/29 | Browns | P | 2 | 17 | 8.5 | 10 | 0 | 0 | 0 | 0.0 | 0 | 0 | L | 25-27 |
| 12/06 | at Vikings | S | 4 | 41 | 10.3 | 24 | 0 | 0 | 0 | 0.0 | 0 | 0 | L | 24-27+ |
| 12/13 | Titans | S | 2 | 14 | 7.0 | 10 | 0 | 0 | 0 | 0.0 | 0 | 0 | L | 10-31 |
| 12/20 | at Ravens | S | 1 | 6 | 6.0 | 6 | 0 | 0 | 0 | 0.0 | 0 | 0 | L | 14-40 |
| 12/27 | Bears | P | 2 | 18 | 9.0 | 14 | 0 | 0 | 0 | 0.0 | 0 | 0 | L | 17-41 |
| 01/03 | at Colts | S | 1 | 10 | 10.0 | 10 | 0 | 0 | 0 | 0.0 | 0 | 0 | L | 14-28 |
| 2020 TOTALS | | 15-13 | 28 | 262 | 9.4 | 26 | 0 | 0 | 0 | 0.0 | 0 | 0 | 1-15 | |

+ - Overtime





DARE OGUNBOWALE | 33



POSITION: RUNNING BACK
HT: 5-10 | **WT:** 215 | **DOB:** 5-4-1994
COLLEGE: WISCONSIN
HOMETOWN: MILWAUKEE, WISC.
ACQ: FA-'20
EXP: 4th YEAR



DG023_



@dareogunbowale

KEY TRANSACTIONS

- Originally signed by Houston as an undrafted free agent on 4/30/17
- Signed by Tampa Bay to the practice squad on 11/30/17
- Signed by Washington to the practice squad on 12/13/17
- Signed by Tampa Bay on 4/2/18
- Signed by Tampa Bay to the practice squad on 10/29/18
- Signed by Jacksonville on 9/9/20

PRO

2021 (Jaguars)

- **12/12 at TEN:** Saw action on offense and special teams... Posted two receptions for 5 yards and also had one special teams tackle
- **12/5 at LAR:** Posted one special teams tackle
- **11/28 vs. ATL:** Saw action on offense and special teams
- **11/21 vs. S.F.:** Saw action on special teams
- **11/14 at IND:** Saw action on special teams and offense
- **11/7 vs. BUF:** Saw action on offense and special teams... Hauled in one reception for 4 yards
- **10/31 at SEA:** Saw action on special teams and running back... Finished the game with 9 yards rushing on two attempts, one reception for 9 yards and one special teams tackle
- **10/17 vs. MIA:** Saw action on 16 special teams snaps... Recorded one special teams tackle
- **10/10 TEN:** Saw action on offense and special teams... Recorded one reception for 19 yards
- **9/30 at CIN:** Saw action at running back and special teams... Carried the ball twice for 3 yards
- **9/26 vs. ARI:** Saw action on offense and special teams
- **9/19 vs. DEN:** Saw action on special teams
- **9/12 at HOU:** Saw action on special teams and recorded two special teams tackles

2020 (Jaguars)

- Saw action in 14 games and started the last two of the season... Totaled 145 rushing yards on 32 carries (4.53 rush avg.) while adding 10 receptions for 54 yards (5.4 rec. avg.)... Also tied the team-lead with nine special teams tackles
- **12/27 vs. CHI:** Made his first career start at running back, rushing 14 times for 71 yards (5.1 rush avg.), including a career-long rush of 25 yards... Also recorded three receptions for 7 yards
- **1/3 at IND:** Recorded his second-consecutive start at running back, rushing 14 times for 50 yards (3.6 rush avg.) while hauling in four receptions for 22 yards (5.5 rec. avg.)

2019 (Buccaneers)

- Played in all 16 games for the first time in his career and posted his first career rushing attempts and receptions... Also served as the team's special teams captain

2018 (Buccaneers)

- Spent time on the practice squad in Tampa Bay before making his season debut on Nov. 18 at New York Giants

2017 (Washington Football Team)

- Played in two games in Washington and spent time in training camp with Houston and on the practice squads in Tampa Bay and Washington

COLLEGE

- Played four seasons in Madison, Wisc. after redshirting in 2012
- Rushed for 1,518 yards and 13 TDs in 49 career games... Also caught 60 passes for 507 yards and two TDs
- Began career as a walk-on defensive back before transitioning to running back in 2014

PERSONAL

- Attended Marquette High School (Milwaukee, Wisc.)
- Son of Yolanda and Gregory
- Sister, Arike, played college basketball at Notre Dame, where she was named the Most Outstanding Player of the Irish's 2018 national title run after hitting game-winning baskets in both the Final Four semifinal and national championship games



DARE OGUNBOWALE'S NFL REGULAR SEASON RUSHING/RECEIVING STATISTICS

| DATE | TEAM | RUSHING | | | | | | | RECEIVING | | | | |
|----------------------------------|------------|-----------|----------|-----------|------------|------------|-----------|----------|-----------|------------|------------|-----------|----------|
| | | GP | GS | NO. | YDS. | AVG. | LG | TD | NO. | YDS. | AVG. | LG | TD |
| 2017 | Texans | 0 | 0 | 0 | 0 | 0.0 | 0 | 0 | 0 | 0 | 0.0 | 0 | 0 |
| Went from Houston to Washington. | | | | | | | | | | | | | |
| 2017 | Washington | 2 | 0 | 0 | 0 | 0.0 | 0 | 0 | 0 | 0 | 0.0 | 0 | 0 |
| 2017 | TOTAL | 2 | 0 | 0 | 0 | 0.0 | 0 | 0 | 0 | 0 | 0.0 | 0 | 0 |
| 2018 | Buccaneers | 2 | 0 | 0 | 0 | 0.0 | 0 | 0 | 0 | 0 | 0.0 | 0 | 0 |
| 2019 | Buccaneers | 16 | 0 | 11 | 17 | 1.5 | 12 | 2 | 35 | 286 | 8.2 | 21 | 0 |
| 2020 | Jaguars | 14 | 2 | 32 | 145 | 4.5 | 25 | 0 | 10 | 54 | 5.4 | 12 | 0 |
| 2021 | Jaguars | 13 | 0 | 5 | 13 | 2.6 | 5 | 0 | 5 | 37 | 7.4 | 19 | 0 |
| NFL TOTALS | | 47 | 2 | 48 | 175 | 3.6 | 25 | 2 | 50 | 377 | 7.5 | 21 | 0 |

DARE OGUNBOWALE'S NFL REGULAR SEASON RETURN STATISTICS

| DATE | TEAM | KICKOFF RETURNS | | | | | PUNT RETURNS | | | | | |
|----------------------------------|------------|-----------------|------------|-------------|-----------|----------|--------------|----------|----------|------------|----------|----------|
| | | RET. | YDS. | AVG. | LG | TD | NO. | FC | YDS. | AVG. | LG | TD |
| 2017 | Texans | 0 | 0 | 0.0 | 0 | 0 | 0 | 0 | 0 | 0.0 | 0 | 0 |
| Went from Houston to Washington. | | | | | | | | | | | | |
| 2017 | Washington | 0 | 0 | 0.0 | 0 | 0 | 0 | 0 | 0 | 0.0 | 0 | 0 |
| 2017 | TOTAL | 0 | 0 | 0.0 | 0 | 0 | 0 | 0 | 0 | 0.0 | 0 | 0 |
| 2018 | Buccaneers | 7 | 137 | 19.6 | 25 | 0 | 0 | 0 | 0 | 0.0 | 0 | 0 |
| 2019 | Buccaneers | 12 | 223 | 18.6 | 26 | 0 | 0 | 0 | 0 | 0.0 | 0 | 0 |
| 2020 | Jaguars | 0 | 6 | 0.0 | 6 | 0 | 0 | 0 | 0 | 0.0 | 0 | 0 |
| 2021 | Jaguars | 0 | 0 | 0.0 | 0 | 0 | 0 | 0 | 0 | 0.0 | 0 | 0 |
| NFL TOTALS | | 19 | 366 | 19.3 | 26 | 0 | 0 | 0 | 0 | 0.0 | 0 | 0 |

SINGLE-GAME HIGHS: RUSHING/RECEIVING

| | | | |
|---------------------------|---|-------------------------------|--|
| Rush Attempts | 14 at Indianapolis Colts, Jan 03, 2021 14 vs. Chicago Bears, Dec 27, 2020 | Kickoff Return Yards | 137 at New York Giants, Nov 18, 2018 74 vs. Houston Texans, Dec 21, 2019 |
| Rushing Yards | 71 vs. Chicago Bears, Dec 27, 2020 50 at Indianapolis Colts, Jan 03, 2021 | Longest Kickoff Return | 26 vs. Indianapolis Colts, Dec 08, 2019 25 at New York Giants, Nov 18, 2018 ...1 more at 25. |
| Longest Runs | 25 vs. Chicago Bears, Dec 27, 2020 17 at Baltimore Ravens, Dec 20, 2020 | Special Teams Tackles | 2 at Houston Texans, Sep 12, 2021 2 at Green Bay Packers, Nov 15, 2020 ...2 more at 2. |
| Rushing TDs | 1 at Seattle Seahawks, Nov 03, 2019 1 vs. Carolina Panthers, Oct 13, 2019 | Miscellaneous Tackles | 1 vs. Pittsburgh Steelers, Nov 22, 2020 1 at Atlanta Falcons, Nov 24, 2019 |
| Receptions | 5 vs. Indianapolis Colts, Dec 08, 2019 4 at Indianapolis Colts, Jan 03, 2021 ...1 more at 4. | Most TDs | 1 at Seattle Seahawks, Nov 03, 2019 1 vs. Carolina Panthers, Oct 13, 2019 |
| Receiving Yards | 48 vs. Indianapolis Colts, Dec 08, 2019 34 vs. Houston Texans, Dec 21, 2019 | Rushing Average | 5.1 vs. Chicago Bears, Dec 27, 2020 3.6 at Indianapolis Colts, Jan 03, 2021 |
| Longest Receptions | 21 vs. Carolina Panthers, Oct 13, 2019 19 vs. Tennessee Titans, Oct 10, 2021 ...1 more at 19. | Receiving Average | 11.3 vs. Houston Texans, Dec 21, 2019 9.6 vs. Indianapolis Colts, Dec 08, 2019 |
| All-Purpose Yards | 137 at New York Giants, Nov 18, 2018 108 vs. Houston Texans, Dec 21, 2019 | Kickoff Return Average | 20.3 vs. Atlanta Falcons, Dec 29, 2019 19.6 at New York Giants, Nov 18, 2018 |
| Kickoff Returns | 7 at New York Giants, Nov 18, 2018 5 vs. Houston Texans, Dec 21, 2019 | | |

2021 GAME-BY-GAME REGULAR-SEASON STATISTICS (JAGUARS)

| DATE | OPPONENT | P/S | RUSHING | | | | | RECEIVING | | | | | W/L | SCORE |
|--------------------|-------------|-------------|----------|-----------|------------|----------|----------|-----------|-----------|------------|-----------|----------|-------------|-------|
| | | | NO. | YDS. | AVG. | LG | TD | NO. | YDS. | AVG. | LG | TD | | |
| 09/12 | at Texans | P | 0 | 0 | 0.0 | 0 | 0 | 0 | 0 | 0.0 | 0 | 0 | L | 21-37 |
| 09/19 | Broncos | P | 0 | 0 | 0.0 | 0 | 0 | 0 | 0 | 0.0 | 0 | 0 | L | 13-23 |
| 09/26 | Cardinals | P | 0 | 0 | 0.0 | 0 | 0 | 0 | 0 | 0.0 | 0 | 0 | L | 19-31 |
| 09/30 | at Bengals | P | 2 | 3 | 1.5 | 2 | 0 | 0 | 0 | 0.0 | 0 | 0 | L | 21-24 |
| 10/10 | Titans | P | 0 | 0 | 0.0 | 0 | 0 | 1 | 19 | 19.0 | 19 | 0 | L | 19-37 |
| 10/17 | Dolphins | P | 0 | 0 | 0.0 | 0 | 0 | 0 | 0 | 0.0 | 0 | 0 | W | 23-20 |
| 10/31 | at Seahawks | P | 2 | 9 | 4.5 | 5 | 0 | 1 | 9 | 9.0 | 9 | 0 | L | 7-31 |
| 11/07 | Bills | P | 1 | 1 | 1.0 | 1 | 0 | 1 | 4 | 4.0 | 4 | 0 | W | 9-6 |
| 11/14 | at Colts | P | 0 | 0 | 0.0 | 0 | 0 | 0 | 0 | 0.0 | 0 | 0 | L | 17-23 |
| 11/21 | 49ers | P | 0 | 0 | 0.0 | 0 | 0 | 0 | 0 | 0.0 | 0 | 0 | L | 10-30 |
| 11/28 | Falcons | P | 0 | 0 | 0.0 | 0 | 0 | 0 | 0 | 0.0 | 0 | 0 | L | 14-21 |
| 12/05 | at Rams | P | 0 | 0 | 0.0 | 0 | 0 | 0 | 0 | 0.0 | 0 | 0 | L | 7-37 |
| 12/12 | at Titans | P | 0 | 0 | 0.0 | 0 | 0 | 2 | 5 | 2.5 | 3 | 0 | L | 0-20 |
| 2021 TOTALS | | 13-0 | 5 | 13 | 2.6 | 5 | 0 | 5 | 37 | 7.4 | 19 | 0 | 2-11 | |



2020 GAME-BY-GAME REGULAR-SEASON STATISTICS (JAGUARS)

| DATE | OPPONENT | P/S | RUSHING | | | | | RECEIVING | | | | | W/L | SCORE |
|--------------------|-------------|-------------|-----------|------------|------------|-----------|----------|-----------|-----------|------------|-----------|----------|-------------|--------|
| | | | NO. | YDS. | AVG. | LG | TD | NO. | YDS. | AVG. | LG | TD | | |
| 09/13 | Colts | | | | | | | | | | | | W | 27-20 |
| 09/20 | at Titans | P | 0 | 0 | 0.0 | 0 | 0 | 0 | 0 | 0.0 | 0 | 0 | L | 30-33 |
| 09/24 | Dolphins | P | 0 | 0 | 0.0 | 0 | 0 | 0 | 0 | 0.0 | 0 | 0 | L | 13-31 |
| 10/04 | at Bengals | P | 0 | 0 | 0.0 | 0 | 0 | 0 | 0 | 0.0 | 0 | 0 | L | 25-33 |
| 10/11 | at Texans | P | 0 | 0 | 0.0 | 0 | 0 | 0 | 0 | 0.0 | 0 | 0 | L | 14-30 |
| 10/18 | Lions | P | 0 | 0 | 0.0 | 0 | 0 | 0 | 0 | 0.0 | 0 | 0 | L | 16-34 |
| 10/25 | at Chargers | P | 0 | 0 | 0.0 | 0 | 0 | 0 | 0 | 0.0 | 0 | 0 | L | 29-39 |
| 11/08 | Texans | P | 0 | 0 | 0.0 | 0 | 0 | 0 | 0 | 0.0 | 0 | 0 | L | 25-27 |
| 11/15 | at Packers | P | 0 | 0 | 0.0 | 0 | 0 | 1 | 5 | 5.0 | 5 | 0 | L | 20-24 |
| 11/22 | Steelers | P | 0 | 0 | 0.0 | 0 | 0 | 0 | 0 | 0.0 | 0 | 0 | L | 3-27 |
| 11/29 | Browns | | | | | | | | | | | | L | 25-27 |
| 12/06 | at Vikings | P | 2 | 7 | 3.5 | 4 | 0 | 0 | 0 | 0.0 | 0 | 0 | L | 24-27+ |
| 12/13 | Titans | P | 0 | 0 | 0.0 | 0 | 0 | 1 | 12 | 12.0 | 12 | 0 | L | 10-31 |
| 12/20 | at Ravens | P | 2 | 17 | 8.5 | 17 | 0 | 1 | 8 | 8.0 | 8 | 0 | L | 14-40 |
| 12/27 | Bears | S | 14 | 71 | 5.1 | 25 | 0 | 3 | 7 | 2.3 | 6 | 0 | L | 17-41 |
| 01/03 | at Colts | S | 14 | 50 | 3.6 | 11 | 0 | 4 | 22 | 5.5 | 11 | 0 | L | 14-28 |
| 2020 TOTALS | | 14-2 | 32 | 145 | 4.5 | 25 | 0 | 10 | 54 | 5.4 | 12 | 0 | 1-15 | |

+ - Overtime





SHAQUILLE QUARTERMAN | 50



POSITION: LINEBACKER
HT: 6-0 | **WT:** 240 | **DOB:** 10-28-1997
COLLEGE: MIAMI (FLA.)
HOMETOWN: ORANGE PARK, FLA.
ACQ: D4-'20
EXP: 2nd YEAR

@OgBoobie_Shaq
 shaq_da_gr8

KEY TRANSACTIONS

- Originally drafted by Jacksonville in the fourth round (140th overall) of the 2020 draft

PRO

2021 (Jaguars)

- 12/12 at TEN:** Saw action on special teams and recorded one special teams tackle
- 12/5 at LAR:** Saw action on defense and special teams... Posted one total tackle
- 11/28 vs. ATL:** Saw action on defense and special teams... Recorded five total tackles (three solo)
- 11/21 vs. S.F.:** Saw action on defense and special teams
- 11/14 at IND:** Saw action on special teams
- 11/7 vs. BUF:** Saw action on special teams
- 10/31 at SEA:** Saw action on special teams
- 10/17 vs. MIA:** Saw action at linebacker... Totaled one tackle
- 10/10 vs. TEN:** Saw action on defense and special teams... Recorded two total tackles (one solo)
- 9/30 at CIN:** Saw action on special teams
- 9/26 vs. ARI:** Saw action on special teams
- 9/19 vs. DEN:** Saw action on defense and recorded four total tackles (two solo tackles)
- 9/12 at HOU:** Saw action on defense and special teams... Recorded two assisted tackles and one assisted special teams tackle

2020 (Jaguars)

- Saw action in 12 games during his rookie campaign, playing primarily on special teams and posting five special teams tackles... Placed on injured reserve on Nov. 7 with a knee injury... Activated from injured reserve on Dec. 5
- 9/13 vs. IND:** Saw 13 snaps on special teams in NFL debut
- 10/4 at CIN:** Saw action on special teams and tallied one special teams tackle

COLLEGE

- Only player in Miami (Fla.) history to start 52 games without missing a single start
- Finished his career with 356 tackles, which ranks ninth place in Miami (Fla.) history... Totaled 46.5 tackles for loss, 13.0 sacks, 13 passes defended, five fumble recoveries, five fumble recoveries and one INT
- Named to the All-ACC team all four seasons, including earning First-Team honors as a junior and a senior

PERSONAL

- Attended Oakleaf (Orange Park, Fla.) High School, which is fewer than 25 miles from TIAA Bank Field
- Considers former Miami Hurricanes (and Panthers/Giants) LB Jon Beason his mentor
- Played Pop Warner football for the Orange Park Pee Wee Cyclones
- Was gathered with family in Jacksonville when he was drafted by the Jaguars
- Big fan of battle rap

SHAQUILLE QUARTERMAN'S NFL REGULAR SEASON DEFENSIVE STATISTICS

| DATE | TEAM | GP | GS | TACKLES | | | | | | | INTERCEPTIONS | | | | | O. FUMB | | | | | ST | | | | MISC | | | | | | |
|-------------------|---------|-----------|----------|-----------|----------|----------|----------|----------|------------|------------|---------------|----------|----------|----------|----------|----------|----------|----------|----------|----------|----------|----------|----------|----------|-----------|----------|----------|----------|----------|----------|----------|
| | | | | TK | S | A | TFL | YDS | SK | YDS | QBH | NO | YDS | LG | TD | PD | FF | FR | TD | YDS | TK | S | A | FF | FR | S | A | | | | |
| 2020 | Jaguars | 12 | 0 | 0 | 0 | 0 | 0 | 0 | 0.0 | 0.0 | 0 | 0 | 0 | 0 | 0 | 0 | 0 | 0 | 0 | 0 | 0 | 0 | 0 | 0 | 6 | 4 | 2 | 0 | 0 | 0 | 0 |
| 2021 | Jaguars | 13 | 0 | 15 | 7 | 8 | 1 | 1 | 0.0 | 0.0 | 0 | 0 | 0 | 0 | 0 | 0 | 0 | 0 | 0 | 0 | 0 | 0 | 0 | 0 | 4 | 2 | 2 | 0 | 0 | 0 | 0 |
| NFL TOTALS | | 25 | 0 | 15 | 7 | 8 | 1 | 1 | 0.0 | 0.0 | 0 | 0 | 0 | 0 | 0 | 0 | 0 | 0 | 0 | 0 | 0 | 0 | 0 | 0 | 10 | 6 | 4 | 0 | 0 | 0 | 0 |

SINGLE-GAME HIGHS: DEFENSIVE

Total Tackles 5 vs. Atlanta Falcons, Nov 28, 2021
 4 vs. Denver Broncos, Sep 19, 2021

Tackles For Loss 1 vs. Denver Broncos, Sep 19, 2021

Special Teams Tackles 2 vs. Atlanta Falcons, Nov 28, 2021
 2 at Minnesota Vikings, Dec 06, 2020
 ...1 more at 2.



2021 GAME-BY-GAME REGULAR-SEASON STATISTICS (JAGUARS)


| DATE | OPPONENT | P/S | TACKLES | | | | | | INTERCEPTIONS | | | | | O. FUMB | | | | ST | | | | MISC | | | SCORE | | | |
|--------------------|-------------|-----|-------------|-----------|----------|----------|------------|------------|---------------|----------|----------|----------|----------|----------|----------|----------|----------|----------|----------|----------|----------|----------|----------|----------|----------|----------|-------------|-------|
| | | | TK | S | A | SK | YDS | TFL | YDS | QBH | NO | YDS | LG | TD | PD | FF | FR | TD | YDS | TK | S | A | FF | FR | | S | A | W/L |
| 09/12 | at Texans | P | 2 | 0 | 2 | 0.0 | 0.0 | 0 | 0 | 0 | 0 | 0 | 0 | 0 | 0 | 0 | 0 | 0 | 0 | 1 | 0 | 1 | 0 | 0 | 0 | 0 | L | 21-37 |
| 09/19 | Broncos | P | 4 | 2 | 2 | 0.0 | 0.0 | 1 | 1 | 0 | 0 | 0 | 0 | 0 | 0 | 0 | 0 | 0 | 0 | 0 | 0 | 0 | 0 | 0 | 0 | L | 13-23 | |
| 09/26 | Cardinals | P | 0 | 0 | 0 | 0.0 | 0.0 | 0 | 0 | 0 | 0 | 0 | 0 | 0 | 0 | 0 | 0 | 0 | 0 | 0 | 0 | 0 | 0 | 0 | 0 | L | 19-31 | |
| 09/30 | at Bengals | P | 0 | 0 | 0 | 0.0 | 0.0 | 0 | 0 | 0 | 0 | 0 | 0 | 0 | 0 | 0 | 0 | 0 | 0 | 0 | 0 | 0 | 0 | 0 | 0 | L | 21-24 | |
| 10/10 | Titans | P | 2 | 1 | 1 | 0.0 | 0.0 | 0 | 0 | 0 | 0 | 0 | 0 | 0 | 0 | 0 | 0 | 0 | 0 | 0 | 0 | 0 | 0 | 0 | 0 | L | 19-37 | |
| 10/17 | Dolphins | P | 1 | 0 | 1 | 0.0 | 0.0 | 0 | 0 | 0 | 0 | 0 | 0 | 0 | 0 | 0 | 0 | 0 | 0 | 0 | 0 | 0 | 0 | 0 | 0 | W | 23-20 | |
| 10/31 | at Seahawks | P | 0 | 0 | 0 | 0.0 | 0.0 | 0 | 0 | 0 | 0 | 0 | 0 | 0 | 0 | 0 | 0 | 0 | 0 | 0 | 0 | 0 | 0 | 0 | 0 | L | 7-31 | |
| 11/07 | Bills | P | 0 | 0 | 0 | 0.0 | 0.0 | 0 | 0 | 0 | 0 | 0 | 0 | 0 | 0 | 0 | 0 | 0 | 0 | 0 | 0 | 0 | 0 | 0 | 0 | W | 9-6 | |
| 11/14 | at Colts | P | 0 | 0 | 0 | 0.0 | 0.0 | 0 | 0 | 0 | 0 | 0 | 0 | 0 | 0 | 0 | 0 | 0 | 0 | 0 | 0 | 0 | 0 | 0 | 0 | L | 17-23 | |
| 11/21 | 49ers | P | 0 | 0 | 0 | 0.0 | 0.0 | 0 | 0 | 0 | 0 | 0 | 0 | 0 | 0 | 0 | 0 | 0 | 0 | 0 | 0 | 0 | 0 | 0 | 0 | L | 10-30 | |
| 11/28 | Falcons | P | 5 | 3 | 2 | 0.0 | 0.0 | 0 | 0 | 0 | 0 | 0 | 0 | 0 | 0 | 0 | 0 | 0 | 0 | 2 | 2 | 0 | 0 | 0 | 0 | L | 14-21 | |
| 12/05 | at Rams | P | 1 | 1 | 0 | 0.0 | 0.0 | 0 | 0 | 0 | 0 | 0 | 0 | 0 | 0 | 0 | 0 | 0 | 0 | 0 | 0 | 0 | 0 | 0 | 0 | L | 7-37 | |
| 12/12 | at Titans | P | 0 | 0 | 0 | 0.0 | 0.0 | 0 | 0 | 0 | 0 | 0 | 0 | 0 | 0 | 0 | 0 | 0 | 0 | 1 | 0 | 1 | 0 | 0 | 0 | L | 0-20 | |
| 2021 TOTALS | | | 13-0 | 15 | 7 | 8 | 0.0 | 0.0 | 1 | 1 | 0 | 0 | 0 | 0 | 0 | 0 | 0 | 0 | 0 | 4 | 2 | 2 | 0 | 0 | 0 | 0 | 2-11 | |

2020 GAME-BY-GAME REGULAR-SEASON STATISTICS (JAGUARS)

| DATE | OPPONENT | P/S | TACKLES | | | | | | INTERCEPTIONS | | | | | O. FUMB | | | | ST | | | | MISC | | | SCORE | | |
|--------------------|-------------|-----|-------------|----------|----------|----------|------------|------------|---------------|----------|----------|----------|----------|----------|----------|----------|----------|----------|----------|----------|----------|----------|----------|----------|----------|-------------|--------|
| | | | TK | S | A | SK | YDS | TFL | YDS | QBH | NO | YDS | LG | TD | PD | FF | FR | TD | YDS | TK | S | A | FF | FR | | S | A |
| 09/13 | Colts | P | 0 | 0 | 0 | 0.0 | 0.0 | 0 | 0 | 0 | 0 | 0 | 0 | 0 | 0 | 0 | 0 | 0 | 0 | 0 | 0 | 0 | 0 | 0 | 0 | W | 27-20 |
| 09/20 | at Titans | P | 0 | 0 | 0 | 0.0 | 0.0 | 0 | 0 | 0 | 0 | 0 | 0 | 0 | 0 | 0 | 0 | 0 | 2 | 2 | 0 | 0 | 0 | 0 | 0 | L | 30-33 |
| 09/24 | Dolphins | P | 0 | 0 | 0 | 0.0 | 0.0 | 0 | 0 | 0 | 0 | 0 | 0 | 0 | 0 | 0 | 0 | 0 | 0 | 0 | 0 | 0 | 0 | 0 | 0 | L | 13-31 |
| 10/04 | at Bengals | P | 0 | 0 | 0 | 0.0 | 0.0 | 0 | 0 | 0 | 0 | 0 | 0 | 0 | 0 | 0 | 0 | 0 | 1 | 1 | 0 | 0 | 0 | 0 | 0 | L | 25-33 |
| 10/11 | at Texans | P | 0 | 0 | 0 | 0.0 | 0.0 | 0 | 0 | 0 | 0 | 0 | 0 | 0 | 0 | 0 | 0 | 0 | 0 | 0 | 0 | 0 | 0 | 0 | 0 | L | 14-30 |
| 10/18 | Lions | P | 0 | 0 | 0 | 0.0 | 0.0 | 0 | 0 | 0 | 0 | 0 | 0 | 0 | 0 | 0 | 0 | 0 | 0 | 0 | 0 | 0 | 0 | 0 | 0 | L | 16-34 |
| 10/25 | at Chargers | P | 0 | 0 | 0 | 0.0 | 0.0 | 0 | 0 | 0 | 0 | 0 | 0 | 0 | 0 | 0 | 0 | 0 | 0 | 0 | 0 | 0 | 0 | 0 | 0 | L | 29-39 |
| 11/08 | Texans | | | | | | | | | | | | | | | | | | | | | | | | | L | 25-27 |
| 11/15 | at Packers | | | | | | | | | | | | | | | | | | | | | | | | | L | 20-24 |
| 11/22 | Steelers | | | | | | | | | | | | | | | | | | | | | | | | | L | 3-27 |
| 11/29 | Browns | | | | | | | | | | | | | | | | | | | | | | | | | L | 25-27 |
| 12/06 | at Vikings | P | 0 | 0 | 0 | 0.0 | 0.0 | 0 | 0 | 0 | 0 | 0 | 0 | 0 | 0 | 0 | 0 | 0 | 2 | 1 | 1 | 0 | 0 | 0 | 0 | L | 24-27+ |
| 12/13 | Titans | P | 0 | 0 | 0 | 0.0 | 0.0 | 0 | 0 | 0 | 0 | 0 | 0 | 0 | 0 | 0 | 0 | 0 | 0 | 0 | 0 | 0 | 0 | 0 | 0 | L | 10-31 |
| 12/20 | at Ravens | P | 0 | 0 | 0 | 0.0 | 0.0 | 0 | 0 | 0 | 0 | 0 | 0 | 0 | 0 | 0 | 0 | 0 | 0 | 0 | 0 | 0 | 0 | 0 | 0 | L | 14-40 |
| 12/27 | Bears | P | 0 | 0 | 0 | 0.0 | 0.0 | 0 | 0 | 0 | 0 | 0 | 0 | 0 | 0 | 0 | 0 | 0 | 0 | 0 | 0 | 0 | 0 | 0 | 0 | L | 17-41 |
| 01/03 | at Colts | P | 0 | 0 | 0 | 0.0 | 0.0 | 0 | 0 | 0 | 0 | 0 | 0 | 0 | 0 | 0 | 0 | 0 | 1 | 0 | 1 | 0 | 0 | 0 | 0 | L | 14-28 |
| 2020 TOTALS | | | 12-0 | 0 | 0 | 0 | 0.0 | 0.0 | 0 | 0 | 0 | 0 | 0 | 0 | 0 | 0 | 0 | 0 | 6 | 4 | 2 | 0 | 0 | 0 | 0 | 1-15 | |

+ - Overtime







WILL RICHARDSON JR. | 76



POSITION: OFFENSIVE LINEMAN
HT: 6-6 | **WT:** 320 | **DOB:** 1-4-1996
COLLEGE: NORTH CAROLINA STATE
HOMETOWN: BURLINGTON, N.C.
ACQ: D4-'18
EXP: 4th YEAR

 @Will_MadlyLoved
 @Will_MadlyLoved

KEY TRANSACTIONS

- Originally drafted by Jacksonville in the fourth round (129th overall) of the 2018 draft

PRO

2021 (Jaguars)

- 12/12 at TEN:** Did not play
- 12/5 at LAR:** Started as a third offensive tackle... Replaced Ben Bartch in the fourth quarter at right guard... Played 17 total offensive snaps
- 11/28 vs. ATL:** Saw action on special teams
- 11/21 vs. S.F.:** Saw action on offense and special teams
- 11/14 at IND:** Saw action on special teams
- 11/7 vs. BUF:** Saw action on special teams
- 10/31 at SEA:** Saw action on special teams
- 10/17 vs. MIA:** Replaced Ben Bartch at right guard after Bartch left the game in the second quarter with a concussion... Played 42 offensive snaps
- 10/10 vs. TEN:** Saw action on special teams
- 9/30 at CIN:** Saw action on three special teams snaps
- 9/26 vs. ARI:** Replaced Cam Robinson at left tackle after Robinson left the game with a shoulder injury in the third quarter... Helped the offense rush for 159 yards on 29 attempts... Also saw action on special teams
- 9/19 vs. DEN:** Played three snaps on special teams
- 9/12 at HOU:** Saw action on special teams

2020 (Jaguars)

- Saw action in all 16 games, appearing on offense and special teams... Part of an offensive line that helped rookie RB James Robinson tally the most scrimmage yards (1,414) and the second-most rushing yards (1,070) by an undrafted rookie in NFL history

2019 (Jaguars)

- Saw action in 15 games, starting two at left tackle for injured OL Cam Robinson during Weeks 1-2
- 9/8 vs. K.C.:** Made his NFL debut with a start at left tackle
- 10/6 at CAR:** Saw 45 snaps at right guard helping RB Leonard Fournette eclipse the 100-yard mark in back-to-back games for the first time since Fournette's rookie season in 2017

2018 (Jaguars)

- Inactive for the first five games of the season, before being active in Week 6 but not playing... Placed on injured reserve on Oct. 20

COLLEGE

- Appeared in 34 games with 32 starts at offensive tackle for the Wolfpack
- Started all 11 games and was named Second-Team All-ACC by the league and the Atlantic Coast Sports Media Association in 2017 and was part of an offensive line that ranked second in the Power 5 in sacks allowed
- Did not allow a sack during his senior season in 2017

PERSONAL

- Attended Cummings (Burlington, N.C.) High School, where he was a two-time Burlington Times-News All-Region Selection
- Special talents includes beat boxing
- Started a podcast in the Summer of 2020 called "The Sideline Story" and has interviewed several teammates

WILL RICHARDSON JR.'S NFL REGULAR SEASON STATISTICS

| DATE | TEAM | GP | GS |
|-------------------|---------|-----------|----------|
| 2018 | Jaguars | 0 | 0 |
| 2019 | Jaguars | 15 | 2 |
| 2020 | Jaguars | 16 | 1 |
| 2021 | Jaguars | 12 | 1 |
| NFL TOTALS | | 43 | 4 |



2021 GAME-BY-GAME REGULAR-SEASON STATISTICS (JAGUARS)

| DATE | OPPONENT | P/S | W/L | SCORE |
|---------------------------|-------------|-------------|-------------|-------|
| 09/12 | at Texans | P | L | 21-37 |
| 09/19 | Broncos | P | L | 13-23 |
| 09/26 | Cardinals | P | L | 19-31 |
| 09/30 | at Bengals | P | L | 21-24 |
| 10/10 | Titans | P | L | 19-37 |
| 10/17 | Dolphins | P | W | 23-20 |
| 10/31 | at Seahawks | P | L | 7-31 |
| 11/07 | Bills | P | W | 9-6 |
| 11/14 | at Colts | P | L | 17-23 |
| 11/21 | 49ers | P | L | 10-30 |
| 11/28 | Falcons | P | L | 14-21 |
| 12/05 | at Rams | S | L | 7-37 |
| 12/12 | at Titans | | L | 0-20 |
| DID NOT PLAY (NON-INJURY) | | | | |
| 2021 TOTALS | | 12-1 | 2-11 | |

2020 GAME-BY-GAME REGULAR-SEASON STATISTICS (JAGUARS)

| DATE | OPPONENT | P/S | W/L | SCORE |
|--------------------|-------------|-------------|-------------|--------|
| 09/13 | Colts | P | W | 27-20 |
| 09/20 | at Titans | P | L | 30-33 |
| 09/24 | Dolphins | P | L | 13-31 |
| 10/04 | at Bengals | P | L | 25-33 |
| 10/11 | at Texans | P | L | 14-30 |
| 10/18 | Lions | P | L | 16-34 |
| 10/25 | at Chargers | P | L | 29-39 |
| 11/08 | Texans | P | L | 25-27 |
| 11/15 | at Packers | P | L | 20-24 |
| 11/22 | Steelers | P | L | 3-27 |
| 11/29 | Browns | P | L | 25-27 |
| 12/06 | at Vikings | P | L | 24-27+ |
| 12/13 | Titans | P | L | 10-31 |
| 12/20 | at Ravens | P | L | 14-40 |
| 12/27 | Bears | S | L | 17-41 |
| 01/03 | at Colts | P | L | 14-28 |
| 2020 TOTALS | | 16-1 | 1-15 | |

+ - Overtime





ROY ROBERTSON-HARRIS | 95



POSITION: DEFENSIVE LINEMAN

HT: 6-5 | **WT:** 290 | **DOB:** 7-23-1993

COLLEGE: TEXAS-EL PASO

HOMETOWN: OAKLAND, CALIF.

ACQ: UFA (CHI)-'21

EXP: 6th YEAR

 @BigXander95

 @bigxander95

KEY TRANSACTIONS

- Originally signed by Chicago as an undrafted free agent on 5/9/16
- Signed by Jacksonville as an unrestricted free agent on 3/17/21

PRO

2021 (Jaguars)

- 12/12 at TEN:** Started along the defensive line and posted four total tackles (three solo), including 1.0 sack and one QB hit
- 12/5 at LAR:** Started on the defensive line and recorded one total tackle
- 11/28 vs. ATL:** Started along the defensive line and posted two tackles and 1.0 sack, marking the first time in his career he has recorded at least 1.0 sack in back-to-back games
- 11/21 vs. S.F.:** Started along the defensive line and totaled three tackles, including 1.0 sack and two QB hits
- 11/14 at IND:** Started along the defensive line and recorded two tackles and one pass defended
- 11/7 vs. BUF:** Started along the defensive line... Recorded two total tackles
- 10/31 at SEA:** Started along the defensive line and had one tackle
- 10/17 vs. MIA:** Started along the defensive line and appeared in his first game since Week 2... Recorded one total tackle
- 10/10 vs. TEN:** Inactive (ankle)
- 9/30 at CIN:** Inactive (ankle)
- 9/26 vs. ARI:** Inactive (ankle)
- 9/19 vs. DEN:** Started at defensive end and tallied two solo tackles
- 9/12 at HOU:** Started at defensive end and recorded five total tackles (two solo) and one QB hit in Jaguars debut

2020 (Bears)

- Started the first four games along the defensive front
- 9/13 vs. DET:** Recorded two QBHs in the win over the Lions
- Was placed on Injured Reserve prior to Week 10

2019 (Bears)

- Appeared in 15 games with seven starts, recording 30 tackles, 2.5 sacks, three pass defenses and three tackles for loss
- 9/5 vs. GB:** Posted three tackles, 1.0 sack, two tackles for loss and three quarterback hits
- 9/29 vs. MIN:** Had three tackles, 1.5 sacks for minus-13 yards and two quarterback hits

2018 (Bears)

- Appeared in 16 games, recording 20 tackles, 3.0 sacks, two passes defended
- 9/9 at GB:** Had 1.0 sack in the opener
- 1/6/19 vs. PHI:** Appeared as a reserve in Wild Card playoff game

2017 (Bears)

- Appeared in 13 games as a reserve, recording 12 tackles, 2.0 sacks, two tackles for loss, one pass defended, one fumble recovery and one special teams tackle

COLLEGE

- Tallied 138 career tackles, 25 tackles for loss, 10.5 sacks and nine pass breakups in four seasons at UTEP (2012-15)

PERSONAL

- Attended South Grand Prairie High School
- Cousin, Carl Nicks, played for the New Orleans Saints and Tampa Bay Buccaneers and was a two-time Pro Bowler
- Multidisciplinary studies major at UTEP

ROY ROBERTSON-HARRIS' NFL REGULAR SEASON DEFENSIVE STATISTICS

| DATE | TEAM | GP | TACKLES | | | | | | | INTERCEPTIONS | | | | | O. FUMB | | | ST | | MISC | | | | | | | | |
|-------------------|---------|-----------|-----------|-----------|-----------|-----------|-----------|-----------|-------------|---------------|-----------|----------|----------|----------|----------|----------|----------|----------|----------|----------|----------|----------|----------|----------|----------|----------|----------|----------|
| | | | GS | TK | S | A | TFL | YDS | SK | YDS | QBH | NO | YDS | LG | TD | PD | FF | FR | TD | YDS | TK | S | A | FF | FR | S | A | |
| 2017 | Bears | 13 | 0 | 12 | 7 | 5 | 2 | 7 | 2.0 | 7.0 | 4 | 0 | 0 | 0 | 0 | 1 | 0 | 0 | 0 | 0 | 0 | 1 | 1 | 0 | 0 | 1 | 0 | 0 |
| 2018 | Bears | 16 | 0 | 22 | 10 | 12 | 3 | 22 | 3.0 | 25.0 | 11 | 0 | 0 | 0 | 0 | 2 | 0 | 0 | 0 | 0 | 0 | 0 | 0 | 0 | 0 | 0 | 0 | 0 |
| 2019 | Bears | 15 | 7 | 30 | 22 | 8 | 3 | 21 | 2.5 | 23.5 | 10 | 0 | 0 | 0 | 0 | 3 | 0 | 0 | 0 | 0 | 0 | 0 | 0 | 0 | 0 | 0 | 0 | 0 |
| 2020 | Bears | 8 | 6 | 10 | 7 | 3 | 1 | 5 | 0.0 | 0.0 | 5 | 0 | 0 | 0 | 0 | 0 | 0 | 0 | 0 | 0 | 0 | 0 | 0 | 0 | 0 | 0 | 0 | 0 |
| 2021 | Jaguars | 10 | 9 | 24 | 15 | 9 | 3 | 23 | 3.0 | 23.0 | 6 | 0 | 0 | 0 | 0 | 1 | 0 | 0 | 0 | 0 | 0 | 0 | 0 | 0 | 0 | 0 | 0 | 0 |
| NFL TOTALS | | 62 | 22 | 98 | 61 | 37 | 12 | 78 | 10.5 | 78.5 | 36 | 0 | 0 | 0 | 0 | 7 | 0 | 0 | 0 | 0 | 0 | 1 | 1 | 0 | 0 | 1 | 0 | 0 |



ROY ROBERTSON-HARRIS' NFL POSTSEASON DEFENSIVE STATISTICS

| DATE | TEAM | GP | TACKLES | | | | | | | INTERCEPTIONS | | | | | | O. FUMB | | | | ST | | | | MISC | | | |
|-------------------|-------|----------|----------|----------|----------|----------|----------|----------|------------|---------------|----------|----------|----------|----------|----------|----------|----------|----------|----------|----------|----------|----------|----------|----------|----------|----------|---|
| | | | GS | TK | S | A | TFL | YDS | SK | YDS | QBH | NO | YDS | LG | TD | PD | FF | FR | TD | YDS | TK | S | A | FF | FR | S | A |
| 2018 | Bears | 1 | 0 | 0 | 0 | 0 | 0 | 0 | 0.0 | 0.0 | 0 | 0 | 0 | 0 | 0 | 0 | 0 | 0 | 0 | 0 | 0 | 0 | 0 | 0 | 0 | 0 | 0 |
| 2020 | Bears | 0 | 0 | 0 | 0 | 0 | 0 | 0 | 0.0 | 0.0 | 0 | 0 | 0 | 0 | 0 | 0 | 0 | 0 | 0 | 0 | 0 | 0 | 0 | 0 | 0 | 0 | |
| NFL TOTALS | | 1 | 0 | 0 | 0 | 0 | 0 | 0 | 0.0 | 0.0 | 0 | 0 | 0 | 0 | 0 | 0 | 0 | 0 | 0 | 0 | 0 | 0 | 0 | 0 | 0 | 0 | |

SINGLE-GAME HIGHS: DEFENSIVE

| | | | |
|------------------------|---|--|---|
| Total Tackles | 5 at Houston Texans, Sep 12, 2021 5 at Los Angeles Rams, Nov 17, 2019 | Tackles For Loss | 2 vs. Green Bay Packers, Sep 05, 2019 1 at Tennessee Titans, Dec 12, 2021 ...9 more at 1. |
| Sacks | 1.5 vs. Minnesota Vikings, Sep 29, 2019 1.0 at Tennessee Titans, Dec 12, 2021 ...7 more at 1.0. | Special Teams Tackles | 1 at Baltimore Ravens, Oct 15, 2017 |
| Passes Defensed | 1 at Indianapolis Colts, Nov 14, 2021 1 at Detroit Lions, Nov 28, 2019 ...5 more at 1. | Special Teams Fumble Recoveries | 1 vs. Atlanta Falcons, Sep 10, 2017 |

2021 GAME-BY-GAME REGULAR-SEASON STATISTICS (JAGUARS)

| DATE | OPPONENT | P/S | TACKLES | | | | | | | INTERCEPTIONS | | | | | | O. FUMB | | | | ST | | | | MISC | | W/L | SCORE | |
|--------------------|-------------|-------------|-----------|-----------|----------|------------|-------------|----------|-----------|---------------|----------|----------|----------|----------|----------|----------|----------|----------|----------|----------|----------|----------|----------|----------|----------|-------------|-------|-------|
| | | | TK | S | A | SK | YDS | TFL | YDS | QBH | NO | YDS | LG | TD | PD | FF | FR | TD | YDS | TK | S | A | FF | FR | S | | | A |
| 09/12 | at Texans | S | 5 | 2 | 3 | 0.0 | 0.0 | 0 | 0 | 1 | 0 | 0 | 0 | 0 | 0 | 0 | 0 | 0 | 0 | 0 | 0 | 0 | 0 | 0 | 0 | 0 | L | 21-37 |
| 09/19 | Broncos | S | 2 | 2 | 0 | 0.0 | 0.0 | 0 | 0 | 0 | 0 | 0 | 0 | 0 | 0 | 0 | 0 | 0 | 0 | 0 | 0 | 0 | 0 | 0 | 0 | L | 13-23 | |
| 09/26 | Cardinals | | | | | | | | | | INACTIVE | | | | | | | | | | | | | | | | L | 19-31 |
| 09/30 | at Bengals | | | | | | | | | | INACTIVE | | | | | | | | | | | | | | | | L | 21-24 |
| 10/10 | Titans | | | | | | | | | | INACTIVE | | | | | | | | | | | | | | | | L | 19-37 |
| 10/17 | Dolphins | S | 1 | 0 | 1 | 0.0 | 0.0 | 0 | 0 | 0 | 0 | 0 | 0 | 0 | 0 | 0 | 0 | 0 | 0 | 0 | 0 | 0 | 0 | 0 | 0 | 0 | W | 23-20 |
| 10/31 | at Seahawks | P | 1 | 0 | 1 | 0.0 | 0.0 | 0 | 0 | 0 | 0 | 0 | 0 | 0 | 0 | 0 | 0 | 0 | 0 | 0 | 0 | 0 | 0 | 0 | 0 | L | 7-31 | |
| 11/07 | Bills | S | 2 | 2 | 0 | 0.0 | 0.0 | 0 | 0 | 0 | 0 | 0 | 0 | 0 | 0 | 0 | 0 | 0 | 0 | 0 | 0 | 0 | 0 | 0 | 0 | W | 9-6 | |
| 11/14 | at Colts | S | 2 | 2 | 0 | 0.0 | 0.0 | 0 | 0 | 0 | 0 | 0 | 0 | 0 | 1 | 0 | 0 | 0 | 0 | 0 | 0 | 0 | 0 | 0 | 0 | L | 17-23 | |
| 11/21 | 49ers | S | 4 | 2 | 2 | 1.0 | 8.0 | 1 | 8 | 2 | 0 | 0 | 0 | 0 | 0 | 0 | 0 | 0 | 0 | 0 | 0 | 0 | 0 | 0 | 0 | L | 10-30 | |
| 11/28 | Falcons | S | 2 | 2 | 0 | 1.0 | 7.0 | 1 | 7 | 1 | 0 | 0 | 0 | 0 | 0 | 0 | 0 | 0 | 0 | 0 | 0 | 0 | 0 | 0 | 0 | L | 14-21 | |
| 12/05 | at Rams | S | 1 | 0 | 1 | 0.0 | 0.0 | 0 | 0 | 0 | 0 | 0 | 0 | 0 | 0 | 0 | 0 | 0 | 0 | 0 | 0 | 0 | 0 | 0 | 0 | L | 7-37 | |
| 12/12 | at Titans | S | 4 | 3 | 1 | 1.0 | 8.0 | 1 | 8 | 2 | 0 | 0 | 0 | 0 | 0 | 0 | 0 | 0 | 0 | 0 | 0 | 0 | 0 | 0 | 0 | L | 0-20 | |
| 2021 TOTALS | | 10-9 | 24 | 15 | 9 | 3.0 | 23.0 | 3 | 23 | 6 | 0 | 0 | 0 | 0 | 1 | 0 | 0 | 0 | 0 | 0 | 0 | 0 | 0 | 0 | 0 | 2-11 | | |

2020 GAME-BY-GAME REGULAR-SEASON STATISTICS (BEARS)

| DATE | OPPONENT | P/S | TACKLES | | | | | | | INTERCEPTIONS | | | | | | O. FUMB | | | | ST | | | | MISC | | W/L | SCORE |
|--------------------|-------------|------------|-----------|----------|----------|------------|------------|----------|----------|---------------|------------------|----------|----------|----------|----------|----------|----------|----------|----------|----------|----------|----------|----------|----------|----------|------------|--------|
| | | | TK | S | A | SK | YDS | TFL | YDS | QBH | NO | YDS | LG | TD | PD | FF | FR | TD | YDS | TK | S | A | FF | FR | S | | |
| 09/13 | at Lions | S | 1 | 1 | 0 | 0.0 | 0.0 | 0 | 0 | 2 | 0 | 0 | 0 | 0 | 0 | 0 | 0 | 0 | 0 | 0 | 0 | 0 | 0 | 0 | 0 | W | 27-23 |
| 09/20 | Giants | S | 1 | 1 | 0 | 0.0 | 0.0 | 0 | 0 | 0 | 0 | 0 | 0 | 0 | 0 | 0 | 0 | 0 | 0 | 0 | 0 | 0 | 0 | 0 | 0 | W | 17-13 |
| 09/27 | at Falcons | S | 2 | 1 | 1 | 0.0 | 0.0 | 0 | 0 | 1 | 0 | 0 | 0 | 0 | 0 | 0 | 0 | 0 | 0 | 0 | 0 | 0 | 0 | 0 | 0 | W | 30-26 |
| 10/04 | Colts | S | 1 | 1 | 0 | 0.0 | 0.0 | 0 | 0 | 0 | 0 | 0 | 0 | 0 | 0 | 0 | 0 | 0 | 0 | 0 | 0 | 0 | 0 | 0 | 0 | L | 11-19 |
| 10/08 | Buccaneers | P | 2 | 1 | 1 | 0.0 | 0.0 | 0 | 0 | 1 | 0 | 0 | 0 | 0 | 0 | 0 | 0 | 0 | 0 | 0 | 0 | 0 | 0 | 0 | 0 | W | 20-19 |
| 10/18 | at Panthers | P | 1 | 1 | 0 | 0.0 | 0.0 | 0 | 0 | 0 | 0 | 0 | 0 | 0 | 0 | 0 | 0 | 0 | 0 | 0 | 0 | 0 | 0 | 0 | 0 | W | 23-16 |
| 10/26 | at Rams | S | 1 | 1 | 0 | 0.0 | 0.0 | 1 | 5 | 1 | 0 | 0 | 0 | 0 | 0 | 0 | 0 | 0 | 0 | 0 | 0 | 0 | 0 | 0 | 0 | L | 10-24 |
| 11/01 | Saints | S | 1 | 0 | 1 | 0.0 | 0.0 | 0 | 0 | 0 | 0 | 0 | 0 | 0 | 0 | 0 | 0 | 0 | 0 | 0 | 0 | 0 | 0 | 0 | 0 | L | 23-26+ |
| 11/08 | at Titans | | | | | | | | | | ON INACTIVE LIST | | | | | | | | | | | | | | | L | 17-24 |
| 11/16 | Vikings | | | | | | | | | | INJURED RESERVE | | | | | | | | | | | | | | | L | 13-19 |
| 11/29 | at Packers | | | | | | | | | | INJURED RESERVE | | | | | | | | | | | | | | L | 25-41 | |
| 12/06 | Lions | | | | | | | | | | INJURED RESERVE | | | | | | | | | | | | | | L | 30-34 | |
| 12/13 | Texans | | | | | | | | | | INJURED RESERVE | | | | | | | | | | | | | | W | 36-7 | |
| 12/20 | at Vikings | | | | | | | | | | INJURED RESERVE | | | | | | | | | | | | | | W | 33-27 | |
| 12/27 | at Jaguars | | | | | | | | | | INJURED RESERVE | | | | | | | | | | | | | | W | 41-17 | |
| 01/03 | Packers | | | | | | | | | | INJURED RESERVE | | | | | | | | | | | | | | L | 16-35 | |
| 2020 TOTALS | | 8-6 | 10 | 7 | 3 | 0.0 | 0.0 | 1 | 5 | 5 | 0 | 0 | 0 | 0 | 0 | 0 | 0 | 0 | 0 | 0 | 0 | 0 | 0 | 0 | 0 | 8-8 | |

+ - Overtime

2020 GAME-BY-GAME POSTSEASON STATISTICS (BEARS)

| DATE | OPPONENT | P/S | TACKLES | | | | | | | INTERCEPTIONS | | | | | | O. FUMB | | | | ST | | | | MISC | | W/L | SCORE | |
|--------------------|-----------|-----|----------|----------|----------|------------|------------|----------|----------|---------------|-----------------|----------|----------|----------|----------|----------|----------|----------|----------|----------|----------|----------|----------|----------|----------|------------|-------|------|
| | | | TK | S | A | SK | YDS | TFL | YDS | QBH | NO | YDS | LG | TD | PD | FF | FR | TD | YDS | TK | S | A | FF | FR | S | | | A |
| 01/10 | at Saints | | | | | | | | | | INJURED RESERVE | | | | | | | | | | | | | | | | L | 9-21 |
| 2020 TOTALS | | | 0 | 0 | 0 | 0.0 | 0.0 | 0 | 0 | 0 | 0 | 0 | 0 | 0 | 0 | 0 | 0 | 0 | 0 | 0 | 0 | 0 | 0 | 0 | 0 | 0-1 | | |







CAM ROBINSON | 74



POSITION: OFFENSIVE LINEMAN
HT: 6-6 | **WT:** 335 | **DOB:** 10-9-1995
COLLEGE: ALABAMA
HOMETOWN: WEST MONROE, LA.
ACQ: D2-'17
EXP: 5th YEAR

 @crobinson_68

 @_crob68

KEY TRANSACTIONS

- Originally drafted by Jacksonville in the second round (34th overall) of the 2017 draft on choice obtained from Seattle for Jaguars' second-round (35th) and sixth-round (187th overall) picks
- Jacksonville placed the franchise tag on Robinson on 3/9/21

PRO

2021 (Jaguars)

- **12/12 at TEN:** Started at left tackle and played all 55 offensive snaps
- **12/5 at LAR:** Started at left tackle and played all 59 offensive snaps
- **11/28 vs. ATL:** Started at left tackle and played all 73 offensive snaps
- **11/21 vs. S.F.:** Started at left tackle... Left the game in the fourth quarter with knee injury
- **11/14 at IND:** Started at left tackle and played all 66 offensive snaps
- **11/7 vs. BUF:** Did not play due to a back injury incurred during pregame warmups
- **10/31 at SEA:** Started at left tackle and played all 76 offensive snaps
- **10/17 vs. MIA:** Started at left tackle and played all 66 offensive snaps
- **10/10 vs. TEN:** Started at left tackle and helped RB James Robinson rush for a career-high 149 yards
- **9/30 at CIN:** Started at left tackle and played all 56 offensive snaps
- **9/26 vs. ARI:** Started at left tackle and helped the offense rush for 159 yards on 29 attempts... Briefly left the game with a shoulder injury but returned to finish the contest
- **9/19 vs. DEN:** Started at left tackle and played in all 56 offensive snaps
- **9/12 at HOU:** Started at left tackle and appeared in all 74 offensive snaps

2020 (Jaguars)

- Started all 16 games in which he appeared at left tackle... Part of an offensive line that helped rookie RB James Robinson tally the most scrimmage yards (1,414) and the second-most rushing yards (1,070) by an undrafted rookie in NFL history
- **9/20 at TEN:** Started at left tackle and helped the team rush for 165 yards

2019 (Jaguars)

- Saw action and started in 14 games at left tackle after missing the first two weeks of the season with a knee injury... Part of an offensive line that helped RB Leonard Fournette gain 1,674 yards from scrimmage... Fournette became the only Jaguars player since 2011 to post at least 1,500 scrimmage yards in a single season... Winner of the 2019 Ed Block Courage Award
- **9/29 at DEN:** Started and aided in RB Leonard Fournette's career-high 225 yards rushing and an average of 7.1 yards per carry... The team finished with 269 total net rushing yards, the second-most in franchise history
- **10/6 at CAR:** Started at left tackle, helping RB Leonard Fournette eclipse the 100-yard mark in back-to-back games for the first time since Fournette's rookie season in 2017

2018 (Jaguars)

- Started in the first two games of the season before having his 2018 campaign end early due to a knee injury

2017 (Jaguars)

- Part of an offensive line that helped the team lead the league in rushing for the first time in franchise history and allowed a franchise-low 24 sacks
- **9/10 at HOU:** Made his NFL debut and started at left tackle and helped pave the way for the team to rush for 155 yards... Did not allow a sack
- **1/14 at PIT:** Started and helped the team rush for 164 yards and did not allow a sack

COLLEGE

- Started all 43 games at left tackle during his three seasons in Tuscaloosa
- Paved the way for 28 100-yard rushing performances
- Unanimous All-American and Outland Trophy winner, given annually to the nation's top interior lineman on offense or defense, in 2015
- Named First-Team All-SEC by both the conference coaches and the Associated Press
- Earned Freshman All-American honors by Sporting News and the Football Writers Association of America

PERSONAL

- Played at West Monroe (Louisiana) High School for Head Coach Jerry Arledge
- First-Team All-USA selection by the USA Today
- Rated as the No. 2 player in the nation by Scout.com
- ESPN rated him the No. 1 offensive tackle, No. 2 player in the state and No. 2 prospect in the ESPN 300



CAM ROBINSON'S NFL REGULAR SEASON STATISTICS

| DATE | TEAM | GP | GS |
|-------------------|---------|-----------|-----------|
| 2017 | Jaguars | 15 | 15 |
| 2018 | Jaguars | 2 | 2 |
| 2019 | Jaguars | 14 | 14 |
| 2020 | Jaguars | 16 | 16 |
| 2021 | Jaguars | 12 | 12 |
| NFL TOTALS | | 59 | 59 |

CAM ROBINSON'S NFL POSTSEASON STATISTICS

| DATE | TEAM | GP | GS |
|-------------------|---------|----------|----------|
| 2017 | Jaguars | 3 | 3 |
| NFL TOTALS | | 3 | 3 |

2021 GAME-BY-GAME REGULAR-SEASON STATISTICS (JAGUARS)

| DATE | OPPONENT | P/S | W/L | SCORE |
|--------------------|-------------|--------------|-------------|-------|
| 09/12 | at Texans | S | L | 21-37 |
| 09/19 | Broncos | S | L | 13-23 |
| 09/26 | Cardinals | S | L | 19-31 |
| 09/30 | at Bengals | S | L | 21-24 |
| 10/10 | Titans | S | L | 19-37 |
| 10/17 | Dolphins | S | W | 23-20 |
| 10/31 | at Seahawks | S | L | 7-31 |
| 11/07 | Bills | | W | 9-6 |
| 11/14 | at Colts | S | L | 17-23 |
| 11/21 | 49ers | S | L | 10-30 |
| 11/28 | Falcons | S | L | 14-21 |
| 12/05 | at Rams | S | L | 7-37 |
| 12/12 | at Titans | S | L | 0-20 |
| 2021 TOTALS | | 12-12 | 2-11 | |

2020 GAME-BY-GAME REGULAR-SEASON STATISTICS (JAGUARS)

| DATE | OPPONENT | P/S | W/L | SCORE |
|--------------------|-------------|--------------|-------------|--------|
| 09/13 | Colts | S | W | 27-20 |
| 09/20 | at Titans | S | L | 30-33 |
| 09/24 | Dolphins | S | L | 13-31 |
| 10/04 | at Bengals | S | L | 25-33 |
| 10/11 | at Texans | S | L | 14-30 |
| 10/18 | Lions | S | L | 16-34 |
| 10/25 | at Chargers | S | L | 29-39 |
| 11/08 | Texans | S | L | 25-27 |
| 11/15 | at Packers | S | L | 20-24 |
| 11/22 | Steelers | S | L | 3-27 |
| 11/29 | Browns | S | L | 25-27 |
| 12/06 | at Vikings | S | L | 24-27+ |
| 12/13 | Titans | S | L | 10-31 |
| 12/20 | at Ravens | S | L | 14-40 |
| 12/27 | Bears | S | L | 17-41 |
| 01/03 | at Colts | S | L | 14-28 |
| 2020 TOTALS | | 16-16 | 1-15 | |

+ - Overtime





JAMES ROBINSON | 25



POSITION: RUNNING BACK

HT: 5-9 | **WT:** 220 | **DOB:** 8-9-1998

COLLEGE: ILLINOIS STATE

HOMETOWN: ROCKFORD, ILL.

ACQ: FA-20

EXP: 2nd YEAR



@Robinson_james



@james_robinson25

KEY TRANSACTIONS

- Originally signed by Jacksonville as a rookie free agent on 4/28/20

PRO

2021 (Jaguars)

- 12/12 at TEN:** Started at running back
- 12/5 at LAR:** Started at running back and posted 24 rushing yards on eight attempts... Also had one catch for 11 yards
- 11/28 vs. ATL:** Started at running back... Recorded 115 scrimmage yards (86 rushing and 29 receiving), marking his 11th career game with at least 100 scrimmage yards... In 24 career games, Robinson has totaled 2,266 scrimmage yards, the second-most of any Jaguars player through their first 24 career games
- 11/21 vs. S.F.:** Started at running back and recorded 12 rushing attempts for 29 yards and one TD... Also had two receptions for 9 yards
- 11/14 at IND:** Saw action at running back and returned after missing one game with a heel injury... Recorded 57 yards rushing on 12 attempts and a rushing touchdown... Hauled in four receptions for 27 yards
- 11/7 vs. BUF:** Inactive (heel)
- 10/31 at SEA:** Started at running back and recorded 22 yards rushing on four attempts and one catch for 17 yards... Left the game in the second quarter with an ankle injury
- 10/17 vs. MIA:** Named the "Man of the Match" after posting 73 rushing yards on 17 carries and caught three passes for 28 yards, marking the 10th 100-yard scrimmage game of his career... Scored a rushing TD in fourth consecutive game, becoming the first Jaguars player to do so since RB Maurice Jones-Drew scored a rushing TD in five consecutive games in 2009
- 10/10 vs. TEN:** Finished with a career-high 149 rushing yards and one TD, marking the fifth 100-yard rushing game of his career... Recorded 110 rushing yards in the first half, the most by a Jaguars player in one half since RB Maurice Jones-Drew registered 118 rushing yards in the first half against Indianapolis on Dec. 10, 2006
- 9/30 at CIN:** Started at running back and recorded 78 yards and 2 TDs on 18 rushing attempts, marking the third multi-TD game of his career... Robinson is the fourth player in Jaguars history to record at least three multi-TD games through his first 18 games, joining RBs Fred Taylor, Maurice Jones-Drew and Leonard Fournette... Has totaled four rushing TDs on Thursday Night Football, the most of any player in franchise history
- 9/26 vs. ARI:** Started at running back and finished with 134 scrimmage yards (88 rushing and 46 receiving yards), marking his 17th consecutive game with at least 50 scrimmage yards... Joined RBs Fred Taylor and Leonard Fournette as the only players in franchise history with at least 1,500 scrimmage yards (1,562) through 17 career games
- 9/19 vs. DEN:** Started at running back and finished the game with 47 rushing yards on 11 attempts... Also collected three receptions for 17 yards... Recorded 64 scrimmage yards... Robinson joined the following running backs as the only players in NFL history to tally at least 50 scrimmage yards in their first 16 career games: Saquon Barkley, Le'Veon Bell, Ezekiel Elliot, Matt Forte, Eddie George, Edgerrin James, Marshawn Lynch, Alfred Morris and LaDanian Tomlinson.... His streak of 16 games with at least 50 scrimmage yards is the fourth-longest active streak in the NFL
- 9/12 at HOU:** Started at running back and finished the game with 25 rushing yards on five attempts... Also collected three receptions for 29 yards... Robinson has 1,468 career scrimmage yards and joined RB Fred Taylor as the only players in franchise history with at least 1,450 scrimmage yards through 15 career games

2020 (Jaguars)

- His 1,414 scrimmage yards are the most scrimmage yards by an undrafted rookie in NFL history while his 1,070 rushing yards rank second
- Became the fourth undrafted rookie, and the fastest to do so, to total 1,000 rushing yards in NFL history
- 9/13 vs. IND:** Became the first undrafted rookie running back to start on Kickoff Weekend since 1990... Rushed 16 times for 62 yards and added one reception for 28 yards... His 90 scrimmage yards were the sixth-most ever by an undrafted rookie on Kickoff Weekend
- 9/20 at TEN:** Rushed 16 times for 102 yards (6.4 avg.) and his first NFL TD... Added three receptions for 18 yards... Became the second undrafted rookie since 1988 to post at least 100 scrimmage yards and a rushing TD in his first or second career game (Colts RB James Mungro, 11/10/02)
- 10/25 at LAC:** Posted 137 scrimmage yards (119 rushing, 18 receiving), one rushing TD and one receiving TD, including a 4-yard TD run and a 9-yard TD catch
- 11/29 vs. CLE:** Started at running back and produced his fourth 100-yard rushing game of the season, amassing 128 yards on 22 attempts (5.82 rush avg.) and one TD... Added five receptions for 31 yards

COLLEGE

- Played in 46 games and finished career ranked No. 2 in the ISU record books in rushing yards (4,444), rushing TDs (44), all-purpose yards (5,218) and total TDs scored (46)
- Accumulated 136 total yards (80 rushing, 56 receiving) at the East-West Shrine Bowl, including a 63-yard rushing TD
- Named a consensus First-Team FCS All-American after leading the MVFC in rushing yards (1,899), yards per game (126.6) and TDs (16) in 2019
- Named Phil Steele First-Team All-American selection in 2018 after leading the MVC with 1,290 rushing yards and scoring 13 TDs
- Played in 11 games with the Redbirds in 2017 and ranked second in the MVFC and No. 11 in the FCS in rushing TDs (12) and third in the MVFC in yards (933)
- Appeared in nine games as a freshman, making two starts and rushed for 322 yards

PERSONAL

- Four-year starter at Lutheran (Rockford, Ill.) High School, where he was also a standout in basketball



JAMES ROBINSON'S NFL REGULAR SEASON RUSHING/RECEIVING STATISTICS

| DATE | TEAM | RUSHING | | | | | | | RECEIVING | | | | |
|-------------------|---------|-----------|-----------|------------|--------------|------------|-----------|-----------|-----------|------------|------------|-----------|----------|
| | | GP | GS | NO. | YDS. | AVG. | LG | TD | NO. | YDS. | AVG. | LG | TD |
| 2020 | Jaguars | 14 | 14 | 240 | 1,070 | 4.5 | 47 | 7 | 49 | 344 | 7.0 | 28 | 3 |
| 2021 | Jaguars | 12 | 11 | 143 | 682 | 4.8 | 58 | 7 | 28 | 209 | 7.5 | 26 | 0 |
| NFL TOTALS | | 26 | 25 | 383 | 1,752 | 4.6 | 58 | 14 | 77 | 553 | 7.2 | 28 | 3 |

JAMES ROBINSON'S NFL REGULAR SEASON RETURN STATISTICS

| DATE | TEAM | KICKOFF RETURNS | | | | | PUNT RETURNS | | | | | |
|-------------------|---------|-----------------|----------|------------|----------|----------|--------------|----------|----------|------------|----------|----------|
| | | RET. | YDS. | AVG. | LG | TD | NO. | FC | YDS. | AVG. | LG | TD |
| 2020 | Jaguars | 0 | 0 | 0.0 | 0 | 0 | 0 | 0 | 0 | 0.0 | 0 | 0 |
| 2021 | Jaguars | 0 | 0 | 0.0 | 0 | 0 | 0 | 0 | 0 | 0.0 | 0 | 0 |
| NFL TOTALS | | 0 | 0 | 0.0 | 0 | 0 | 0 | 0 | 0 | 0.0 | 0 | 0 |

SINGLE-GAME HIGHS: RUSHING/RECEIVING

| | | | |
|---------------------------|--|------------------------------|---|
| Rush Attempts | 25 vs. Houston Texans, Nov 08, 2020 23 at Green Bay Packers, Nov 15, 2020 | Receiving TDs | 1 at Baltimore Ravens, Dec 20, 2020 1 at Los Angeles Chargers, Oct 25, 2020 ...1 more at 1. |
| Rushing Yards | 149 vs. Tennessee Titans, Oct 10, 2021 128 vs. Cleveland Browns, Nov 29, 2020 | All-Purpose Yards | 159 vs. Cleveland Browns, Nov 29, 2020 147 vs. Tennessee Titans, Oct 10, 2021 |
| Longest Runs | 58 vs. Tennessee Titans, Oct 10, 2021 47 vs. Tennessee Titans, Dec 13, 2020 | Miscellaneous Tackles | 2 at Houston Texans, Sep 12, 2021 1 vs. Pittsburgh Steelers, Nov 22, 2020 |
| Rushing TDs | 2 at Cincinnati Bengals, Sep 30, 2021 2 vs. Miami Dolphins, Sep 24, 2020 | Most TDs | 2 at Cincinnati Bengals, Sep 30, 2021 2 at Los Angeles Chargers, Oct 25, 2020 ...1 more at 2. |
| Receptions | 6 vs. Arizona Cardinals, Sep 26, 2021 6 at Minnesota Vikings, Dec 06, 2020 ...1 more at 6. | Rushing Average | 8.3 vs. Tennessee Titans, Oct 10, 2021 6.4 at Tennessee Titans, Sep 20, 2020 |
| Receiving Yards | 83 vs. Miami Dolphins, Sep 24, 2020 46 vs. Arizona Cardinals, Sep 26, 2021 | Receiving Average | 13.8 vs. Miami Dolphins, Sep 24, 2020 9.7 vs. Atlanta Falcons, Nov 28, 2021 ...1 more at 9.7. |
| Longest Receptions | 28 vs. Indianapolis Colts, Sep 13, 2020 26 vs. Atlanta Falcons, Nov 28, 2021 | | |

100-YARD RUSHING GAMES (5): REGULAR SEASON

| DATE | TEAM | ATT. | YDS. | AVG. | LG | TD |
|----------|-------------|------|------|------|----|----|
| 09/20/20 | at Titans | 16 | 102 | 6.4 | 39 | 1 |
| 10/25/20 | at Chargers | 22 | 119 | 5.4 | 22 | 1 |
| 11/15/20 | at Packers | 23 | 109 | 4.7 | 20 | 0 |
| 11/29/20 | BROWNS | 22 | 128 | 5.8 | 27 | 1 |
| 10/10/21 | TITANS | 18 | 149 | 8.3 | 58 | 1 |

2021 GAME-BY-GAME REGULAR-SEASON STATISTICS (JAGUARS)

| DATE | OPPONENT | P/S | RUSHING | | | | | RECEIVING | | | | | W/L | SCORE |
|--------------------|-------------|--------------|------------|------------|------------|-----------|----------|-----------|------------|------------|-----------|----------|-------------|-------|
| | | | NO. | YDS. | AVG. | LG | TD | NO. | YDS. | AVG. | LG | TD | | |
| 09/12 | at Texans | S | 5 | 25 | 5.0 | 7 | 0 | 3 | 29 | 9.7 | 15 | 0 | L | 21-37 |
| 09/19 | Broncos | S | 11 | 47 | 4.3 | 12 | 0 | 3 | 17 | 5.7 | 13 | 0 | L | 13-23 |
| 09/26 | Cardinals | S | 15 | 88 | 5.9 | 21 | 1 | 6 | 46 | 7.7 | 13 | 0 | L | 19-31 |
| 09/30 | at Bengals | S | 18 | 78 | 4.3 | 20 | 2 | 1 | -2 | -2.0 | -2 | 0 | L | 21-24 |
| 10/10 | Titans | S | 18 | 149 | 8.3 | 58 | 1 | 1 | -2 | -2.0 | -2 | 0 | L | 19-37 |
| 10/17 | Dolphins | S | 17 | 73 | 4.3 | 24 | 1 | 3 | 28 | 9.3 | 11 | 0 | W | 23-20 |
| 10/31 | at Seahawks | S | 4 | 22 | 5.5 | 14 | 0 | 1 | 17 | 17.0 | 17 | 0 | L | 7-31 |
| 11/07 | Bills | | | | | | | | | | | | W | 9-6 |
| 11/14 | at Colts | P | 12 | 57 | 4.8 | 18 | 1 | 4 | 27 | 6.8 | 9 | 0 | L | 17-23 |
| 11/21 | 49ers | S | 12 | 29 | 2.4 | 7 | 1 | 2 | 9 | 4.5 | 6 | 0 | L | 10-30 |
| 11/28 | Falcons | S | 17 | 86 | 5.1 | 12 | 0 | 3 | 29 | 9.7 | 26 | 0 | L | 14-21 |
| 12/05 | at Rams | S | 8 | 24 | 3.0 | 13 | 0 | 1 | 11 | 11.0 | 11 | 0 | L | 7-37 |
| 12/12 | at Titans | S | 6 | 4 | 0.7 | 5 | 0 | 0 | 0 | 0.0 | 0 | 0 | L | 0-20 |
| 2021 TOTALS | | 12-11 | 143 | 682 | 4.8 | 58 | 7 | 28 | 209 | 7.5 | 26 | 0 | 2-11 | |



2020 GAME-BY-GAME REGULAR-SEASON STATISTICS (JAGUARS)

| DATE | OPPONENT | P/S | RUSHING | | | | | RECEIVING | | | | | W/L | SCORE |
|--------------------|-------------|--------------|------------|--------------|------------|-----------|----------|-----------|------------|------------|-----------|----------|-------------|--------|
| | | | NO. | YDS. | AVG. | LG | TD | NO. | YDS. | AVG. | LG | TD | | |
| 09/13 | Colts | S | 16 | 62 | 3.9 | 12 | 0 | 1 | 28 | 28.0 | 28 | 0 | W | 27-20 |
| 09/20 | at Titans | S | 16 | 102 | 6.4 | 39 | 1 | 3 | 18 | 6.0 | 6 | 0 | L | 30-33 |
| 09/24 | Dolphins | S | 11 | 46 | 4.2 | 11t | 2 | 6 | 83 | 13.8 | 24 | 0 | L | 13-31 |
| 10/04 | at Bengals | S | 17 | 75 | 4.4 | 14 | 0 | 4 | 32 | 8.0 | 14 | 0 | L | 25-33 |
| 10/11 | at Texans | S | 13 | 48 | 3.7 | 14 | 0 | 5 | 22 | 4.4 | 7 | 0 | L | 14-30 |
| 10/18 | Lions | S | 12 | 29 | 2.4 | 8 | 0 | 4 | 24 | 6.0 | 14t | 1 | L | 16-34 |
| 10/25 | at Chargers | S | 22 | 119 | 5.4 | 22 | 1 | 4 | 18 | 4.5 | 9t | 1 | L | 29-39 |
| 11/08 | Texans | S | 25 | 99 | 4.0 | 12 | 1 | 0 | 0 | 0.0 | 0 | 0 | L | 25-27 |
| 11/15 | at Packers | S | 23 | 109 | 4.7 | 20 | 0 | 2 | 3 | 1.5 | 2 | 0 | L | 20-24 |
| 11/22 | Steelers | S | 17 | 73 | 4.3 | 18 | 0 | 2 | 21 | 10.5 | 15 | 0 | L | 3-27 |
| 11/29 | Browns | S | 22 | 128 | 5.8 | 27 | 1 | 5 | 31 | 6.2 | 14 | 0 | L | 25-27 |
| 12/06 | at Vikings | S | 18 | 78 | 4.3 | 15 | 1 | 6 | 30 | 5.0 | 8 | 0 | L | 24-27+ |
| 12/13 | Titans | S | 12 | 67 | 5.6 | 47 | 0 | 4 | 16 | 4.0 | 9 | 0 | L | 10-31 |
| 12/20 | at Ravens | S | 16 | 35 | 2.2 | 11 | 0 | 3 | 18 | 6.0 | 17t | 1 | L | 14-40 |
| 12/27 | Bears | | | | | | INACTIVE | | | | | | L | 17-41 |
| 01/03 | at Colts | | | | | | INACTIVE | | | | | | L | 14-28 |
| 2020 TOTALS | | 14-14 | 240 | 1,070 | 4.5 | 47 | 7 | 49 | 344 | 7.0 | 28 | 3 | 1-15 | |

+ - Overtime





CHAPELLE RUSSELL | 49



POSITION: LINEBACKER
HT: 6-2 | **WT:** 236 | **DOB:** 1-20-1997
COLLEGE: TEMPLE
HOMETOWN: LAKEWOOD TOWNSHIP, N.J.
ACQ: W (T.B.)-'20
EXP: 2nd YEAR

DeuceRussell36

deucerussell36_

KEY TRANSACTIONS

- Originally selected by Tampa Bay in the seventh round (241st overall) of the 2020 Draft
- Claimed off waivers by Jacksonville on 1/11/21

PRO

2021 (Jaguars)

- 12/12 at TEN:** Saw action on special teams and recorded one special teams tackle
- 12/5 at LAR:** Saw action on special teams and defense... Posted two total tackles
- 11/28 vs. ATL:** Saw action on special teams
- 11/21 vs. S.F.:** Saw action on defense and special teams... Recorded one tackle
- 11/14 at IND:** Saw action on special teams and recorded one special teams tackle
- 11/7 vs. BUF:** Saw action on special teams
- 10/31 at SEA:** Saw action on special teams
- 10/17 vs. MIA:** Saw action on defense and special teams... Totaled four tackles (two solo)
- 10/10 vs. TEN:** Saw action on defense and special teams... Played a team-high 18 special teams snaps
- 9/30 at CIN:** Saw action on special teams
- 9/26 vs. ARI:** Saw action on special teams
- 9/19 vs. DEN:** Saw action on 17 special teams snaps
- 9/12 at HOU:** Appeared on special teams and assisted on one tackle

2020 (Buccaneers)

- Spent majority of the season as a member of the practice squad

COLLEGE

- Played in 45 games, recording 238 total tackles, 19.5 tackles for loss, 10 passes defended, six fumble recoveries, three forced fumbles and 3.0 sacks
- Started all 13 games as a senior and finished with 73 total tackles, nine tackles for loss and three passes defended
- As a junior in 2018 he led the NCAA in fumble recoveries with five, also had 70 total tackles and 1.5 sacks

PERSONAL

- Attended Lakewood High School
- Named to All-Class B South Team as a senior
- Has one brother named Anthony
- Born Chapelle Cook... Took his father's last name after high school

CHAPELLE RUSSELL'S NFL REGULAR SEASON DEFENSIVE STATISTICS

| DATE | TEAM | GP | TACKLES | | | | | | | INTERCEPTIONS | | | | | | | O. FUMB | | | | | ST | | | | MISC | | |
|-------------------|------------|-----------|----------|----------|----------|----------|----------|----------|------------|---------------|----------|----------|----------|----------|----------|----------|----------|----------|----------|----------|----------|----------|----------|----------|----------|----------|----------|----------|
| | | | GS | TK | S | A | TFL | YDS | SK | YDS | QBH | NO | YDS | LG | TD | PD | FF | FR | TD | YDS | TK | S | A | FF | FR | S | A | |
| 2020 | Buccaneers | 11 | 0 | 0 | 0 | 0 | 0 | 0 | 0.0 | 0.0 | 0 | 0 | 0 | 0 | 0 | 0 | 0 | 0 | 0 | 0 | 0 | 0 | 0 | 0 | 0 | 0 | 0 | 0 |
| 2021 | Jaguars | 13 | 0 | 7 | 3 | 4 | 0 | 0 | 0.0 | 0.0 | 0 | 0 | 0 | 0 | 0 | 0 | 0 | 0 | 0 | 0 | 0 | 3 | 1 | 2 | 0 | 0 | 0 | 0 |
| NFL TOTALS | | 24 | 0 | 7 | 3 | 4 | 0 | 0 | 0.0 | 0.0 | 0 | 0 | 0 | 0 | 0 | 0 | 0 | 0 | 0 | 0 | 0 | 3 | 1 | 2 | 0 | 0 | 0 | 0 |

CHAPELLE RUSSELL'S NFL POSTSEASON DEFENSIVE STATISTICS

| DATE | TEAM | GP | TACKLES | | | | | | | INTERCEPTIONS | | | | | | | O. FUMB | | | | | ST | | | | MISC | | | |
|-------------------|------------|----------|----------|----------|----------|----------|----------|----------|------------|---------------|----------|----------|----------|----------|----------|----------|----------|----------|----------|----------|----------|----------|----------|----------|----------|----------|----------|----------|---|
| | | | GS | TK | S | A | TFL | YDS | SK | YDS | QBH | NO | YDS | LG | TD | PD | FF | FR | TD | YDS | TK | S | A | FF | FR | S | A | | |
| 2020 | Buccaneers | 0 | 0 | 0 | 0 | 0 | 0 | 0 | 0.0 | 0.0 | 0 | 0 | 0 | 0 | 0 | 0 | 0 | 0 | 0 | 0 | 0 | 0 | 0 | 0 | 0 | 0 | 0 | 0 | 0 |
| NFL TOTALS | | 0 | 0 | 0 | 0 | 0 | 0 | 0 | 0.0 | 0.0 | 0 | 0 | 0 | 0 | 0 | 0 | 0 | 0 | 0 | 0 | 0 | 0 | 0 | 0 | 0 | 0 | 0 | 0 | |

SINGLE-GAME HIGHS: DEFENSIVE

Total Tackles 4 vs. Miami Dolphins, Oct 17, 2021
2 at Los Angeles Rams, Dec 05, 2021

Special Teams Tackles 1 at Tennessee Titans, Dec 12, 2021
1 at Indianapolis Colts, Nov 14, 2021
...1 more at 1.



2021 GAME-BY-GAME REGULAR-SEASON STATISTICS (JAGUARS)

| DATE | OPPONENT | P/S | TACKLES | | | | | | | INTERCEPTIONS | | | | | O. FUMB | | | | ST | | | | | MISC | | SCORE | | |
|--------------------|-------------|-----|-------------|----------|----------|----------|------------|------------|----------|---------------|----------|----------|----------|----------|----------|----------|----------|----------|----------|----------|----------|----------|----------|----------|----------|----------|-------------|-------|
| | | | TK | S | A | SK | YDS | TFL | YDS | QBH | NO | YDS | LG | TD | PD | FF | FR | TD | YDS | TK | S | A | FF | FR | S | | A | W/L |
| 09/12 | at Texans | P | 0 | 0 | 0 | 0.0 | 0.0 | 0 | 0 | 0 | 0 | 0 | 0 | 0 | 0 | 0 | 0 | 0 | 0 | 1 | 0 | 1 | 0 | 0 | 0 | 0 | L | 21-37 |
| 09/19 | Broncos | P | 0 | 0 | 0 | 0.0 | 0.0 | 0 | 0 | 0 | 0 | 0 | 0 | 0 | 0 | 0 | 0 | 0 | 0 | 0 | 0 | 0 | 0 | 0 | 0 | L | 13-23 | |
| 09/26 | Cardinals | P | 0 | 0 | 0 | 0.0 | 0.0 | 0 | 0 | 0 | 0 | 0 | 0 | 0 | 0 | 0 | 0 | 0 | 0 | 0 | 0 | 0 | 0 | 0 | 0 | L | 19-31 | |
| 09/30 | at Bengals | P | 0 | 0 | 0 | 0.0 | 0.0 | 0 | 0 | 0 | 0 | 0 | 0 | 0 | 0 | 0 | 0 | 0 | 0 | 0 | 0 | 0 | 0 | 0 | 0 | L | 21-24 | |
| 10/10 | Titans | P | 0 | 0 | 0 | 0.0 | 0.0 | 0 | 0 | 0 | 0 | 0 | 0 | 0 | 0 | 0 | 0 | 0 | 0 | 0 | 0 | 0 | 0 | 0 | 0 | L | 19-37 | |
| 10/17 | Dolphins | P | 4 | 2 | 2 | 0.0 | 0.0 | 0 | 0 | 0 | 0 | 0 | 0 | 0 | 0 | 0 | 0 | 0 | 0 | 0 | 0 | 0 | 0 | 0 | 0 | W | 23-20 | |
| 10/31 | at Seahawks | P | 0 | 0 | 0 | 0.0 | 0.0 | 0 | 0 | 0 | 0 | 0 | 0 | 0 | 0 | 0 | 0 | 0 | 0 | 0 | 0 | 0 | 0 | 0 | 0 | L | 7-31 | |
| 11/07 | Bills | P | 0 | 0 | 0 | 0.0 | 0.0 | 0 | 0 | 0 | 0 | 0 | 0 | 0 | 0 | 0 | 0 | 0 | 0 | 0 | 0 | 0 | 0 | 0 | 0 | W | 9-6 | |
| 11/14 | at Colts | P | 0 | 0 | 0 | 0.0 | 0.0 | 0 | 0 | 0 | 0 | 0 | 0 | 0 | 0 | 0 | 0 | 0 | 0 | 1 | 1 | 0 | 0 | 0 | 0 | L | 17-23 | |
| 11/21 | 49ers | P | 1 | 0 | 1 | 0.0 | 0.0 | 0 | 0 | 0 | 0 | 0 | 0 | 0 | 0 | 0 | 0 | 0 | 0 | 0 | 0 | 0 | 0 | 0 | 0 | L | 10-30 | |
| 11/28 | Falcons | P | 0 | 0 | 0 | 0.0 | 0.0 | 0 | 0 | 0 | 0 | 0 | 0 | 0 | 0 | 0 | 0 | 0 | 0 | 0 | 0 | 0 | 0 | 0 | 0 | L | 14-21 | |
| 12/05 | at Rams | P | 2 | 1 | 1 | 0.0 | 0.0 | 0 | 0 | 0 | 0 | 0 | 0 | 0 | 0 | 0 | 0 | 0 | 0 | 0 | 0 | 0 | 0 | 0 | 0 | L | 7-37 | |
| 12/12 | at Titans | P | 0 | 0 | 0 | 0.0 | 0.0 | 0 | 0 | 0 | 0 | 0 | 0 | 0 | 0 | 0 | 0 | 0 | 0 | 1 | 0 | 1 | 0 | 0 | 0 | L | 0-20 | |
| 2021 TOTALS | | | 13-0 | 7 | 3 | 4 | 0.0 | 0.0 | 0 | 0 | 0 | 0 | 0 | 0 | 0 | 0 | 0 | 0 | 0 | 3 | 1 | 2 | 0 | 0 | 0 | 0 | 2-11 | |

2020 GAME-BY-GAME REGULAR-SEASON STATISTICS (BUCCANEERS)

| DATE | OPPONENT | P/S | TACKLES | | | | | | | INTERCEPTIONS | | | | | O. FUMB | | | | ST | | | | | MISC | | SCORE | | |
|--------------------|-------------|-----|------------|----------|----------|----------|------------|------------|----------|---------------|----------|----------|----------|----------|----------|----------|----------|----------|----------|----------|----------|----------|----------|----------|----------|----------|-------------|-------|
| | | | TK | S | A | SK | YDS | TFL | YDS | QBH | NO | YDS | LG | TD | PD | FF | FR | TD | YDS | TK | S | A | FF | FR | S | | A | W/L |
| 09/13 | at Saints | | | | | | | | | | | | | | | | | | | | | | | | | L | 23-34 | |
| 09/20 | Panthers | | | | | | | | | | | | | | | | | | | | | | | | | | W | 31-17 |
| 09/27 | at Broncos | | | | | | | | | | | | | | | | | | | | | | | | | | W | 28-10 |
| 10/04 | Chargers | | | | | | | | | | | | | | | | | | | | | | | | | | W | 38-31 |
| 10/08 | at Bears | | | | | | | | | | | | | | | | | | | | | | | | | L | 19-20 | |
| 10/18 | Packers | | | | | | | | | | | | | | | | | | | | | | | | | | W | 38-10 |
| 10/25 | at Raiders | | | | | | | | | | | | | | | | | | | | | | | | | | W | 45-20 |
| 11/02 | at Giants | | | | | | | | | | | | | | | | | | | | | | | | | | W | 25-23 |
| 11/08 | Saints | | | | | | | | | | | | | | | | | | | | | | | | | | L | 3-38 |
| 11/15 | at Panthers | | | | | | | | | | | | | | | | | | | | | | | | | | W | 46-23 |
| 11/23 | Rams | | | | | | | | | | | | | | | | | | | | | | | | | | L | 24-27 |
| 11/29 | Chiefs | P | 0 | 0 | 0 | 0.0 | 0.0 | 0 | 0 | 0 | 0 | 0 | 0 | 0 | 0 | 0 | 0 | 0 | 0 | 0 | 0 | 0 | 0 | 0 | 0 | L | 24-27 | |
| 12/13 | Vikings | | | | | | | | | | | | | | | | | | | | | | | | | | W | 26-14 |
| 12/20 | at Falcons | P | 0 | 0 | 0 | 0.0 | 0.0 | 0 | 0 | 0 | 0 | 0 | 0 | 0 | 0 | 0 | 0 | 0 | 0 | 0 | 0 | 0 | 0 | 0 | 0 | W | 31-27 | |
| 12/26 | at Lions | P | 0 | 0 | 0 | 0.0 | 0.0 | 0 | 0 | 0 | 0 | 0 | 0 | 0 | 0 | 0 | 0 | 0 | 0 | 0 | 0 | 0 | 0 | 0 | 0 | W | 47-7 | |
| 01/03 | Falcons | P | 0 | 0 | 0 | 0.0 | 0.0 | 0 | 0 | 0 | 0 | 0 | 0 | 0 | 0 | 0 | 0 | 0 | 0 | 0 | 0 | 0 | 0 | 0 | 0 | W | 44-27 | |
| 2020 TOTALS | | | 4-0 | 0 | 0 | 0 | 0.0 | 0.0 | 0 | 0 | 0 | 0 | 0 | 0 | 0 | 0 | 0 | 0 | 0 | 0 | 0 | 0 | 0 | 0 | 0 | 0 | 11-5 | |

2020 GAME-BY-GAME POSTSEASON STATISTICS (BUCCANEERS)

| DATE | OPPONENT | P/S | TACKLES | | | | | | | INTERCEPTIONS | | | | | O. FUMB | | | | ST | | | | | MISC | | SCORE | | |
|--------------------|---------------|-----|----------|----------|----------|------------|------------|----------|----------|---------------|----------|----------|----------|----------|----------|----------|----------|----------|----------|----------|----------|----------|----------|----------|----------|----------|------------|-------|
| | | | TK | S | A | SK | YDS | TFL | YDS | QBH | NO | YDS | LG | TD | PD | FF | FR | TD | YDS | TK | S | A | FF | FR | S | | A | W/L |
| 01/09 | at Washington | | | | | | | | | | | | | | | | | | | | | | | | | | W | 31-23 |
| 01/17 | at Saints | | | | | | | | | | | | | | | | | | | | | | | | | | W | 30-20 |
| 01/24 | at Packers | | | | | | | | | | | | | | | | | | | | | | | | | | W | 31-26 |
| 02/07 | Chiefs | | | | | | | | | | | | | | | | | | | | | | | | | | W | 31-9 |
| 2020 TOTALS | | | 0 | 0 | 0 | 0.0 | 0.0 | 0 | 0 | 0 | 0 | 0 | 0 | 0 | 0 | 0 | 0 | 0 | 0 | 0 | 0 | 0 | 0 | 0 | 0 | 0 | 4-0 | |





TYLER SHATLEY | 69



POSITION: OFFENSIVE LINEMAN

HT: 6-3 | **WT:** 305 | **DOB:** 5-5-1991

COLLEGE: CLEMSON

HOMETOWN: ICARD, N.C.

ACQ: FA-'14

EXP: 8th YEAR



@tyler_shatley



@tyler.shatley

KEY TRANSACTIONS

- Originally signed by Jacksonville as an undrafted rookie on 5/12/14
- Re-signed with Jacksonville on 3/29/19

PRO

2021 (Jaguars)

- **12/12 at TEN:** Started at center and played all 55 offensive snaps
- **12/5 at LAR:** Saw action on special teams and offense... Replaced Brandon Linder at center in the second quarter after Linder left the game with a back injury
- **11/28 vs. ATL:** Saw action on special teams
- **11/21 vs. S.F.:** Started at center and played all 46 offensive snaps
- **11/14 at IND:** Started at center and played all 66 offensive snaps
- **11/7 vs. BUF:** Started at center and played all 61 offensive snaps
- **10/31 at SEA:** Started at center and played all 76 offensive snaps
- **10/17 vs. MIA:** Started at center and played all 66 offensive snaps
- **10/10 vs. TEN:** Saw action on offense and special teams... Replaced Brandon Linder at center after he left the game in the fourth quarter with a knee injury
- **9/30 at CIN:** Saw action on special teams
- **9/26 vs. ARI:** Saw action on special teams
- **9/19 vs. DEN:** Played in three special teams snaps
- **9/12 at HOU:** Appeared on special teams

2020 (Jaguars)

- Appeared in all 16 games, making 10 starts along the offensive line... Part of an offensive line that helped rookie RB James Robinson tally the most scrimmage yards (1,414) and the second-most rushing yards (1,070), by an undrafted rookie in NFL history
- **9/20 at TEN:** Saw action at center, replacing OL Brandon Linder after he left the game with a knee injury in the third quarter, and on special teams... Helped the team rush for 165 yards

2019 (Jaguars)

- Appeared in all 16 games, primarily assisting on special teams

2018 (Jaguars)

- Stepped in as the starting center after OL Brandon Linder was placed on injured reserve prior to Week 11

2017 (Jaguars)

- Part of an offensive line that helped the team lead the league in rushing for the first time in franchise history and allowed a franchise-low 24 sacks
- **11/5 vs. CIN:** Started at center and helped the team rush for 149 yards... Part of a unit that did not allow a sack for the third time this season

2016 (Jaguars)

- Made two starts at center and two at left guard while seeing action in all 16 games

2015 (Jaguars)

- Saw action in 13 games, primarily on special teams

2014 (Jaguars)

- Earned spot on opening day roster after joining club as a rookie free agent... Was inactive for 15 games

COLLEGE

- Began his career as a fullback for the Tigers, before moving to the defensive line in 2010 and the offensive line in the spring of 2012
- Played in 51 games with 27 starts
- Started 25 games on offense over his final two seasons and registered 60 knockdowns on 1,776 snaps
- As a senior in 2013, was a team captain and earned Third-Team All-ACC honors
- As a junior in 2013, named a Strength & Conditioning All-American by the NSCA
- Graduated with a degree in civil engineering

PERSONAL

- Attended East Burke (Icard, N.C.) High School where he was the No. 3 rated fullback in the nation by Tom Lemming
- Did not play on the offensive line in high school
- As a fullback, had 2,000 rushing yards and 31 TDs in his junior and senior seasons
- Also served as the team's punter and averaged 40.7 yards per punt
- Full name is Christian Tyler Shatley
- He and his wife, Natalie, have a son, Boone, and a daughter, Sutton



- Is an avid fisherman

TYLER SHATLEY'S NFL REGULAR SEASON STATISTICS

| DATE | TEAM | GP | GS |
|-------------------|---------|------------|-----------|
| 2014 | Jaguars | 1 | 0 |
| 2015 | Jaguars | 13 | 0 |
| 2016 | Jaguars | 16 | 4 |
| 2017 | Jaguars | 16 | 4 |
| 2018 | Jaguars | 16 | 7 |
| 2019 | Jaguars | 16 | 0 |
| 2020 | Jaguars | 16 | 10 |
| 2021 | Jaguars | 13 | 6 |
| NFL TOTALS | | 107 | 31 |

TYLER SHATLEY'S NFL POSTSEASON STATISTICS

| DATE | TEAM | GP | GS |
|-------------------|---------|----------|----------|
| 2017 | Jaguars | 3 | 0 |
| NFL TOTALS | | 3 | 0 |

2021 GAME-BY-GAME REGULAR-SEASON STATISTICS (JAGUARS)

| DATE | OPPONENT | P/S | W/L | SCORE |
|--------------------|-------------|-------------|-------------|-------|
| 09/12 | at Texans | P | L | 21-37 |
| 09/19 | Broncos | P | L | 13-23 |
| 09/26 | Cardinals | P | L | 19-31 |
| 09/30 | at Bengals | P | L | 21-24 |
| 10/10 | Titans | P | L | 19-37 |
| 10/17 | Dolphins | S | W | 23-20 |
| 10/31 | at Seahawks | S | L | 7-31 |
| 11/07 | Bills | S | W | 9-6 |
| 11/14 | at Colts | S | L | 17-23 |
| 11/21 | 49ers | S | L | 10-30 |
| 11/28 | Falcons | P | L | 14-21 |
| 12/05 | at Rams | P | L | 7-37 |
| 12/12 | at Titans | S | L | 0-20 |
| 2021 TOTALS | | 13-6 | 2-11 | |

2020 GAME-BY-GAME REGULAR-SEASON STATISTICS (JAGUARS)

| DATE | OPPONENT | P/S | W/L | SCORE |
|--------------------|-------------|--------------|-------------|--------|
| 09/13 | Colts | P | W | 27-20 |
| 09/20 | at Titans | P | L | 30-33 |
| 09/24 | Dolphins | S | L | 13-31 |
| 10/04 | at Bengals | S | L | 25-33 |
| 10/11 | at Texans | P | L | 14-30 |
| 10/18 | Lions | P | L | 16-34 |
| 10/25 | at Chargers | S | L | 29-39 |
| 11/08 | Texans | P | L | 25-27 |
| 11/15 | at Packers | S | L | 20-24 |
| 11/22 | Steelers | P | L | 3-27 |
| 11/29 | Browns | S | L | 25-27 |
| 12/06 | at Vikings | S | L | 24-27+ |
| 12/13 | Titans | S | L | 10-31 |
| 12/20 | at Ravens | S | L | 14-40 |
| 12/27 | Bears | S | L | 17-41 |
| 01/03 | at Colts | S | L | 14-28 |
| 2020 TOTALS | | 16-10 | 1-15 | |

+ - Overtime





LAVISKA SHENAULT JR. | 10



POSITION: WIDE RECEIVER
HT: 6-1 | **WT:** 220 | **DOB:** 10-5-1998
COLLEGE: COLORADO
HOMETOWN: DESOTO, TEXAS
ACQ: D2-'20
EXP: 2nd YEAR

@Viska2live
 @hunchoviska

KEY TRANSACTIONS

- Originally drafted by Jacksonville in the second round (42nd overall) of the 2020 draft

PRO

2021 (Jaguars)

- 12/12 at TEN:** Started at receiver and posted four receptions for 34 yards
- 12/5 at LAR:** Saw action at wide receiver and recorded three receptions for 30 yards
- 11/28 vs. ATL:** Started at wide receiver and posted a team-leading five receptions for 33 yards
- 11/21 vs. S.F.:** Started at wide receiver and hauled in five passes for 50 yards... Became the second wide receiver in franchise history to record 1,000 receiving yards and 100 rushing yards in his first two seasons
- 11/14 at IND:** Started at wide receiver and recorded three receptions for 15 yards... Also had two rushes for 6 yards
- 11/7 vs. BUF:** Started at wide receiver and hauled in four receptions for 24 yards
- 10/31 at SEA:** Started at wide receiver and recorded two receptions for 13 yards and one rushing attempt for 8 yards
- 10/17 vs. MIA:** Started at wide receiver and recorded six receptions for 54 yards... His 9-yard reception with 1 second left set up the game winning 53-yard field goal by K Matthew Wright
- 10/10 vs. TEN:** Started at wide receiver and hauled in one catch for a career-long 58 yards
- 9/30 at CIN:** Started at wide receiver and had team-highs in both receptions (six) and receiving yards (99)... Hauled in a 52-yard pass at the end of the second quarter which was the longest reception of his career and the longest completion of Trevor Lawrence's career... Added an 11-yard rush, marking the first 100-yard scrimmage game of his career
- 9/26 vs. ARI:** Saw action on offense and recorded four catches for 48 yards
- 9/19 vs. DEN:** Saw action at wide receiver and hauled in two receptions
- 9/12 at HOU:** Saw action at wide receiver and recorded a team-high seven receptions for 50 yards... Also added one rush for 9 yards... With seven receptions in the game, became the fastest player (15 games) to reach 60 receptions in franchise history... After his 9-yard carry in the second quarter, he became the fourth wide receiver in franchise history to reach 100 rushing yards for his career and the fastest (15 games) wide receiver to 100 rushing yards in team history

2020 (Jaguars)

- Appeared in 14 games during his rookie campaign, making 12 starts... Notched a team-high 58 receptions for 600 yards (10.3 rec. avg.) and five receiving TDs... Also ran 18 times for 91 yards (5.1 rush avg.), the most by a rookie wide receiver in franchise history... His 58 receptions and five receiving TDs are the second-most by a Jaguars rookie in franchise history while his 600 receiving yards rank as the fourth-most
- 9/13 vs. IND:** Started at wide receiver in his NFL debut and posted three receptions for 37 yards and one TD... Only rookie wide receiver to catch a TD pass in Week 1
- 12/6 at MIN:** Started at wide receiver, recording three receptions for 38 yards (12.7 rec. avg.) and one TD... Also rushed twice for 30 yards, becoming the first wide receiver in franchise history to record 30+ rushing yards, 30+ receiving yards and one TD in the first half of a game
- 1/3 at IND:** Started at wide receiver, bringing in six receptions for 68 yards (11.3 rec. avg.) and two TDs, becoming the third rookie in franchise history to post at least two receiving TDs in the same game, joining Allen Hurns (2014) and Zach Miller (2009)

COLLEGE

- Declared for the draft following his junior season after appearing in 32 games and catching 149 career passes for 1,943 yards and 10 TDs... Added 42 rushes for 280 yards and seven TDs
- Finished his career ranked eighth in school history in all-time receptions (149) and 11th in all-time receiving yards (1,943)
- Scored a rushing and receiving TD in the same game five times during his career becoming the only player in school history to score two rushing TDs and two receiving TDs in the same game
- Totaled eight 100-yard receiving games, the fifth-most in school history
- Earned the Zach Jordan Award twice (2018 and 2019), presented annually to the school's most valuable player

PERSONAL

- Played at DeSoto (Texas) High School and caught 46 passes for 825 yards and nine TDs as a senior
- Has grown his hair as a tribute to his father, Laviska Sr., who died when he was 10 years old
- Said his goal as an NFL player is to be a mix of Larry Fitzgerald, Julio Jones and Jarvis Landry
- Favorite musical artist is Lil Baby
- Represented by Klutch Sports, the same agency as LeBron James
- Favorite movie is the Kingsman and is very interested in film
- Other hobbies include video games, Sodoku and pick-up basketball games

LAVISKA SHENAULT JR.'S NFL REGULAR SEASON RUSHING/RECEIVING STATISTICS

| DATE | TEAM | GP | GS | RECEIVING | | | | | RUSHING | | | | |
|-------------------|---------|-----------|-----------|------------|--------------|-------------|-----------|----------|-----------|------------|------------|-----------|----------|
| | | | | NO. | YDS. | AVG. | LG | TD | NO. | YDS. | AVG. | LG | TD |
| 2020 | Jaguars | 14 | 12 | 58 | 600 | 10.3 | 36 | 5 | 18 | 91 | 5.1 | 17 | 0 |
| 2021 | Jaguars | 13 | 9 | 52 | 505 | 9.7 | 58 | 0 | 10 | 31 | 3.1 | 11 | 0 |
| NFL TOTALS | | 27 | 21 | 110 | 1,105 | 10.0 | 58 | 5 | 28 | 122 | 4.4 | 17 | 0 |



LAVISKA SHENAULT JR.'S NFL REGULAR SEASON RETURN STATISTICS

| DATE | TEAM | KICKOFF RETURNS | | | | | PUNT RETURNS | | | | | |
|-------------------|---------|-----------------|----------|------------|----------|----------|--------------|----------|----------|------------|----------|----------|
| | | RET. | YDS. | AVG. | LG | TD | NO. | FC | YDS. | AVG. | LG | TD |
| 2020 | Jaguars | 0 | 0 | 0.0 | 0 | 0 | 0 | 0 | 0 | 0.0 | 0 | 0 |
| 2021 | Jaguars | 0 | 0 | 0.0 | 0 | 0 | 0 | 0 | 0 | 0.0 | 0 | 0 |
| NFL TOTALS | | 0 | 0 | 0.0 | 0 | 0 | 0 | 0 | 0 | 0.0 | 0 | 0 |

SINGLE-GAME HIGHS: RUSHING/RECEIVING

| | | | |
|---------------------------|--|------------------------------|--|
| Rush Attempts | 5 at Tennessee Titans, Sep 20, 2020 3 at Los Angeles Rams, Dec 05, 2021 | Receiving TDs | 2 at Indianapolis Colts, Jan 03, 2021 1 vs. Chicago Bears, Dec 27, 2020 ...2 more at 1. |
| Rushing Yards | 37 at Tennessee Titans, Sep 20, 2020 30 at Minnesota Vikings, Dec 06, 2020 | All-Purpose Yards | 110 at Cincinnati Bengals, Sep 30, 2021 91 at Cincinnati Bengals, Oct 04, 2020 |
| Longest Runs | 17 at Minnesota Vikings, Dec 06, 2020 14 at Tennessee Titans, Sep 20, 2020 | Miscellaneous Tackles | 1 vs. Denver Broncos, Sep 19, 2021 1 at Indianapolis Colts, Jan 03, 2021 ...1 more at 1. |
| Receptions | 7 at Houston Texans, Sep 12, 2021 7 at Houston Texans, Oct 11, 2020 | Most TDs | 2 at Indianapolis Colts, Jan 03, 2021 1 vs. Chicago Bears, Dec 27, 2020 ...2 more at 1. |
| Receiving Yards | 99 at Cincinnati Bengals, Sep 30, 2021 86 at Cincinnati Bengals, Oct 04, 2020 | Receiving Average | 17.2 at Cincinnati Bengals, Oct 04, 2020 16.5 at Cincinnati Bengals, Sep 30, 2021 |
| Longest Receptions | 58 vs. Tennessee Titans, Oct 10, 2021 52 at Cincinnati Bengals, Sep 30, 2021 | | |

2021 GAME-BY-GAME REGULAR-SEASON STATISTICS (JAGUARS)

| DATE | OPPONENT | P/S | RECEIVING | | | | | | RUSHING | | | | | | W/L | SCORE |
|--------------------|-------------|-------------|-----------|------------|------------|-----------|----------|-----------|-----------|------------|-----------|----------|-------------|-------|-----|-------|
| | | | NO. | YDS. | AVG. | LG | TD | NO. | YDS. | AVG. | LG | TD | | | | |
| 09/12 | at Texans | P | 7 | 50 | 7.1 | 14 | 0 | 1 | 9 | 9.0 | 9 | 0 | L | 21-37 | | |
| 09/19 | Broncos | P | 2 | -3 | -1.5 | 5 | 0 | 1 | 0 | 0.0 | 0 | 0 | L | 13-23 | | |
| 09/26 | Cardinals | P | 4 | 48 | 12.0 | 20 | 0 | 0 | 0 | 0.0 | 0 | 0 | L | 19-31 | | |
| 09/30 | at Bengals | S | 6 | 99 | 16.5 | 52 | 0 | 1 | 11 | 11.0 | 11 | 0 | L | 21-24 | | |
| 10/10 | Titans | S | 1 | 58 | 58.0 | 58 | 0 | 0 | 0 | 0.0 | 0 | 0 | L | 19-37 | | |
| 10/17 | Dolphins | S | 6 | 54 | 9.0 | 12 | 0 | 0 | 0 | 0.0 | 0 | 0 | W | 23-20 | | |
| 10/31 | at Seahawks | S | 2 | 13 | 6.5 | 7 | 0 | 1 | 8 | 8.0 | 8 | 0 | L | 7-31 | | |
| 11/07 | Bills | S | 4 | 24 | 6.0 | 9 | 0 | 1 | -4 | -4.0 | -4 | 0 | W | 9-6 | | |
| 11/14 | at Colts | S | 3 | 15 | 5.0 | 6 | 0 | 2 | 6 | 3.0 | 5 | 0 | L | 17-23 | | |
| 11/21 | 49ers | S | 5 | 50 | 10.0 | 16 | 0 | 0 | 0 | 0.0 | 0 | 0 | L | 10-30 | | |
| 11/28 | Falcons | S | 5 | 33 | 6.6 | 24 | 0 | 0 | 0 | 0.0 | 0 | 0 | L | 14-21 | | |
| 12/05 | at Rams | P | 3 | 30 | 10.0 | 17 | 0 | 3 | 1 | 0.3 | 3 | 0 | L | 7-37 | | |
| 12/12 | at Titans | S | 4 | 34 | 8.5 | 14 | 0 | 0 | 0 | 0.0 | 0 | 0 | L | 0-20 | | |
| 2021 TOTALS | | 13-9 | 52 | 505 | 9.7 | 58 | 0 | 10 | 31 | 3.1 | 11 | 0 | 2-11 | | | |

2020 GAME-BY-GAME REGULAR-SEASON STATISTICS (JAGUARS)

| DATE | OPPONENT | P/S | RECEIVING | | | | | | RUSHING | | | | | | W/L | SCORE |
|--------------------|-------------|--------------|-----------|------------|-------------|-----------|----------|-----------|-----------|------------|-----------|----------|-------------|--------|-----|-------|
| | | | NO. | YDS. | AVG. | LG | TD | NO. | YDS. | AVG. | LG | TD | | | | |
| 09/13 | Colts | S | 3 | 37 | 12.3 | 18 | 1 | 2 | 10 | 5.0 | 5 | 0 | W | 27-20 | | |
| 09/20 | at Titans | P | 3 | 35 | 11.7 | 14 | 0 | 5 | 37 | 7.4 | 14 | 0 | L | 30-33 | | |
| 09/24 | Dolphins | S | 5 | 33 | 6.6 | 16 | 0 | 1 | 1 | 1.0 | 1 | 0 | L | 13-31 | | |
| 10/04 | at Bengals | S | 5 | 86 | 17.2 | 28 | 0 | 1 | 5 | 5.0 | 5 | 0 | L | 25-33 | | |
| 10/11 | at Texans | S | 7 | 79 | 11.3 | 25 | 0 | 0 | 0 | 0.0 | 0 | 0 | L | 14-30 | | |
| 10/18 | Lions | S | 3 | 10 | 3.3 | 4 | 0 | 1 | 1 | 1.0 | 1 | 0 | L | 16-34 | | |
| 10/25 | at Chargers | S | 3 | 44 | 14.7 | 36 | 0 | 1 | 0 | 0.0 | 0 | 0 | L | 29-39 | | |
| 11/08 | Texans | S | 1 | -1 | -1.0 | -1 | 0 | 0 | 0 | 0.0 | 0 | 0 | L | 25-27 | | |
| 11/15 | at Packers | | | | | | | | | | | | L | 20-24 | | |
| 11/22 | Steelers | | | | | | | | | | | | L | 3-27 | | |
| 11/29 | Browns | S | 3 | 31 | 10.3 | 13 | 0 | 1 | 6 | 6.0 | 6 | 0 | L | 25-27 | | |
| 12/06 | at Vikings | S | 3 | 38 | 12.7 | 28t | 1 | 2 | 30 | 15.0 | 17 | 0 | L | 24-27+ | | |
| 12/13 | Titans | S | 6 | 49 | 8.2 | 22 | 0 | 1 | 2 | 2.0 | 2 | 0 | L | 10-31 | | |
| 12/20 | at Ravens | P | 5 | 43 | 8.6 | 21 | 0 | 2 | 1 | 0.5 | 1 | 0 | L | 14-40 | | |
| 12/27 | Bears | S | 5 | 48 | 9.6 | 34t | 1 | 0 | 0 | 0.0 | 0 | 0 | L | 17-41 | | |
| 01/03 | at Colts | S | 6 | 68 | 11.3 | 21 | 2 | 1 | -2 | -2.0 | -2 | 0 | L | 14-28 | | |
| 2020 TOTALS | | 14-12 | 58 | 600 | 10.3 | 36 | 5 | 18 | 91 | 5.1 | 17 | 0 | 1-15 | | | |

+ - Overtime





JORDAN SMITH | 92



POSITION: DEFENSIVE END/OUTSIDE LINEBACKER

HT: 6-7 | **WT:** 250 | **DOB:** 4-10-1998

COLLEGE: ALABAMA-BIRMINGHAM

HOMETOWN: LITHONIA, GA.

ACQ: D4-'21

EXP: R



@Jshmoov1



@jshmoov1

KEY TRANSACTIONS

- Originally drafted by Jacksonville in the fourth round (121st) of the 2021 draft

PRO

2021 (Jaguars)

- 12/12 at TEN: Inactive
- 12/5 at LAR: Inactive
- 11/28 vs. ATL: Inactive
- 11/21 vs. S.F.: Inactive
- 11/14 at IND: Inactive
- 11/7 vs. BUF: Inactive
- 10/31 at SEA: Inactive
- 10/17 vs. MIA: Inactive
- 10/10 vs. TEN: Inactive
- 9/30 at CIN: Inactive
- 9/26 vs. ARI: Inactive
- 9/19 vs. DEN: Inactive
- 9/12 at HOU: Inactive

COLLEGE

- As a redshirt junior, he was First Team All-Conference USA... Selected to Reese's Senior Bowl... Finished with 43 total tackles, 9.5 tackles for loss, 4.5 sacks, one interception and eight quarterback hurries... His 9.5 tackles for loss and 4.5 sacks were team highs
- In his redshirt sophomore season, finished with 53 total tackles, 17.5 tackles for loss and 10.0 sacks... Also added four forced fumbles and eight quarterback hurries... His 10 sacks were the fifth most in program history... Had a sack in nine games and a tackles for loss in 12... Second Team All-Conference USA

PERSONAL

- Smith's cousin, Eric Stokes, was drafted by Green Bay in the first round (29th overall) of the 2021 NFL draft
- Growing up he thought he was going to be a professional basketball player
- Likes listening to motivational speakers every day

JORDAN SMITH'S NFL REGULAR SEASON DEFENSIVE STATISTICS

| DATE | TEAM | GP | TACKLES | | | | | | | INTERCEPTIONS | | | | | | | O. FUMB | | | | | ST | | | | | MISC | | | |
|-------------------|---------|----------|----------|----------|----------|----------|----------|----------|------------|---------------|----------|----------|----------|----------|----------|----------|----------|----------|----------|----------|----------|----------|----------|----------|----------|----------|------|--|--|--|
| | | | GS | TK | S | A | TFL | YDS | SK | YDS | QBH | NO | YDS | LG | TD | PD | FF | FR | TD | YDS | TK | S | A | FF | FR | S | A | | | |
| 2021 | Jaguars | 0 | 0 | 0 | 0 | 0 | 0 | 0 | 0.0 | 0.0 | 0 | 0 | 0 | 0 | 0 | 0 | 0 | 0 | 0 | 0 | 0 | 0 | 0 | 0 | 0 | 0 | 0 | | | |
| NFL TOTALS | | 0 | 0 | 0 | 0 | 0 | 0 | 0 | 0.0 | 0.0 | 0 | 0 | 0 | 0 | 0 | 0 | 0 | 0 | 0 | 0 | 0 | 0 | 0 | 0 | 0 | 0 | | | | |

2021 GAME-BY-GAME REGULAR-SEASON STATISTICS (JAGUARS)

| DATE | OPPONENT | P/S | TACKLES | | | | | | | INTERCEPTIONS | | | | | | | O. FUMB | | | | | ST | | | | | MISC | | | |
|--------------------|-------------|-----|----------|----------|----------|------------|------------|----------|----------|---------------|----------|----------|----------|----------|----------|----------|----------|----------|----------|----------|----------|----------|----------|----------|----------|----------|----------|-------------|--|--|
| | | | TK | S | A | SK | YDS | TFL | YDS | QBH | NO | YDS | LG | TD | PD | FF | FR | TD | YDS | TK | S | A | FF | FR | S | A | W/L | SCORE | | |
| 09/12 | at Texans | | | | | | | | | | | | | | | | | | | | | | | | | | L | 21-37 | | |
| 09/19 | Broncos | | | | | | | | | | | | | | | | | | | | | | | | | | L | 13-23 | | |
| 09/26 | Cardinals | | | | | | | | | | | | | | | | | | | | | | | | | | L | 19-31 | | |
| 09/30 | at Bengals | | | | | | | | | | | | | | | | | | | | | | | | | | L | 21-24 | | |
| 10/10 | Titans | | | | | | | | | | | | | | | | | | | | | | | | | | L | 19-37 | | |
| 10/17 | Dolphins | | | | | | | | | | | | | | | | | | | | | | | | | | W | 23-20 | | |
| 10/31 | at Seahawks | | | | | | | | | | | | | | | | | | | | | | | | | | L | 7-31 | | |
| 11/07 | Bills | | | | | | | | | | | | | | | | | | | | | | | | | | W | 9-6 | | |
| 11/14 | at Colts | | | | | | | | | | | | | | | | | | | | | | | | | | L | 17-23 | | |
| 11/21 | 49ers | | | | | | | | | | | | | | | | | | | | | | | | | | L | 10-30 | | |
| 11/28 | Falcons | | | | | | | | | | | | | | | | | | | | | | | | | | L | 14-21 | | |
| 12/05 | at Rams | | | | | | | | | | | | | | | | | | | | | | | | | | L | 7-37 | | |
| 12/12 | at Titans | | | | | | | | | | | | | | | | | | | | | | | | | | L | 0-20 | | |
| 2021 TOTALS | | | 0 | 0 | 0 | 0.0 | 0.0 | 0 | 0 | 0 | 0 | 0 | 0 | 0 | 0 | 0 | 0 | 0 | 0 | 0 | 0 | 0 | 0 | 0 | 0 | 0 | 0 | 2-11 | | |





DAWUANE SMOOT | 91



POSITION: DEFENSIVE LINEMAN

HT: 6-3 | **WT:** 275 | **DOB:** 3-2-1995

COLLEGE: ILLINOIS

HOMETOWN: GROVEPORT, OHIO

ACQ: D3-'17

EXP: 5th YEAR



@Bigsmoot_94



@bigsmoot_94

KEY TRANSACTIONS

- Originally drafted by Jacksonville in the third round (68th overall) of the 2017 draft
- Re-signed by Jacksonville in February 2021

PRO

2021 (Jaguars)

- **12/12 at TEN:** Started along the defensive line and posted two total tackles, including 1.0 sack and three QB hits
- **12/5 at LAR:** Started along the defensive line and tied a career-high with five total tackles, including 0.5 sack, and posted one pass defended
- **11/28 vs. ATL:** Saw action on defense
- **11/21 vs. S.F.:** Saw action on defense
- **11/14 at IND:** Started at outside linebacker and recorded five total tackles (three solo)
- **11/7 vs. BUF:** Posted three tackles, including 1.0 sack, and one forced fumble
- **10/31 at SEA:** Saw action on defense and recorded three total tackles, including 1.0 sack, two tackles for loss and one QB hit
- **10/17 vs. MIA:** Started at outside linebacker and finished with two total tackles and one QB hit
- **10/10 vs. TEN:** Sacked QB Ryan Tannehill for an 11-yard loss in the third quarter and finished the game with 1.5 sacks, marking the third multi-sack game of his career
- **9/30 at CIN:** Started along the defensive line and totaled one quarterback hit
- **9/26 vs. ARI:** Saw action on the defensive line and recorded two total tackles and one pass defended
- **9/19 vs. DEN:** Started at defensive end and recorded one tackle and two QBH
- **9/12 at HOU:** Saw action on defense

2020 (Jaguars)

- Saw action in all 16 games, starting seven... Notched a career-best 25 tackles (21 solo) and led the team with 5.5 sacks... Also posted five tackles for loss and two forced fumbles
- **10/11 at HOU:** Earned his first career start at defensive end and collected two tackles, including 1.0 sack... One of his three pressures helped force CB Sidney Jones IV's second-quarter INT
- **12/20 at BAL:** Started at defensive end and tallied three solo tackles, 1.0 sack and one forced fumble

2019 (Jaguars)

- Appeared in all 16 games, amassing 17 tackles (12 solo), 6.0 sacks and one fumble recovery
- **9/19 vs. TEN:** Posted three tackles (two solo) including his first two career sacks
- **12/22 at ATL:** Saw action at defensive end and notched 1.0 sack
- **12/29 vs. IND:** Posted two tackles, 1.0 sack and one fumble recovery

2018 (Jaguars)

- **11/11 at IND:** Made his season debut and recorded one tackle
- **12/2 vs. IND:** Saw action on the defensive line, posting two tackles (one solo)

2017 (Jaguars)

- **9/10 at HOU:** Made his NFL debut and recorded one solo tackle
- **11/26 at ARI:** Recorded two solo tackles and two solo special teams tackles

COLLEGE

- Finished his career with 24 straight starts
- Tied for sixth in Illinois history with 38.5 tackles for a loss and eighth with 16.5 career sacks
- Named team captain as a senior, starting all 12 games at defensive tackle and totaled 56 tackles, 15 for a loss, 10 QB pressures, 5.0 sacks, two forced fumbles and one pass defended
- Recorded 8.0 sacks in his junior year

PERSONAL

- Goes by "D.J."
- Attended Groveport Madison (Ohio) High School
- In his final two seasons, totaled 204 tackles, 24.0 sacks, five forced fumbles, four passes defended and one fumble recovery
- Earned defensive MVP at Madison his junior and senior years
- Has his own personal YouTube channel, 'Smoot TV', that chronicles his NFL journey on and off the field
- Received national media attention from various outlets after delivering his wife's baby, Ahlani, in his living room



DAWUANE SMOOT'S NFL REGULAR SEASON DEFENSIVE STATISTICS

| DATE | TEAM | GP | TACKLES | | | | | | | INTERCEPTIONS | | | | | | | O. FUMB | | | | ST | | | | MISC | |
|-------------------|---------|-----------|-----------|-----------|-----------|-----------|-----------|-----------|-------------|---------------|-----------|----------|----------|----------|----------|----------|----------|----------|----------|----------|----------|----------|----------|----------|----------|---|
| | | | GS | TK | S | A | TFL | YDS | SK | YDS | QBH | NO | YDS | LG | TD | PD | FF | FR | TD | YDS | TK | S | A | FF | FR | S |
| 2017 | Jaguars | 16 | 0 | 15 | 11 | 4 | 2 | 1 | 0.0 | 0.0 | 5 | 0 | 0 | 0 | 0 | 0 | 0 | 0 | 0 | 5 | 3 | 2 | 0 | 0 | 0 | 0 |
| 2018 | Jaguars | 8 | 0 | 4 | 3 | 1 | 1 | 1 | 0.0 | 0.0 | 3 | 0 | 0 | 0 | 0 | 0 | 0 | 0 | 0 | 0 | 0 | 0 | 0 | 0 | 0 | |
| 2019 | Jaguars | 16 | 0 | 17 | 12 | 5 | 6 | 32 | 6.0 | 32.0 | 7 | 0 | 0 | 0 | 0 | 0 | 1 | 0 | 0 | 0 | 0 | 0 | 0 | 0 | | |
| 2020 | Jaguars | 16 | 7 | 25 | 21 | 4 | 5 | 23 | 5.5 | 23.0 | 17 | 0 | 0 | 0 | 0 | 2 | 0 | 0 | 0 | 0 | 0 | 0 | 0 | 0 | | |
| 2021 | Jaguars | 13 | 7 | 26 | 17 | 9 | 5 | 40 | 5.0 | 40.5 | 14 | 0 | 0 | 0 | 2 | 1 | 0 | 0 | 0 | 0 | 0 | 0 | 0 | 0 | | |
| NFL TOTALS | | 69 | 14 | 87 | 64 | 23 | 19 | 97 | 16.5 | 95.5 | 46 | 0 | 0 | 0 | 2 | 3 | 1 | 0 | 0 | 5 | 3 | 2 | 0 | 0 | 0 | |

DAWUANE SMOOT'S NFL POSTSEASON DEFENSIVE STATISTICS

| DATE | TEAM | GP | TACKLES | | | | | | | INTERCEPTIONS | | | | | | | O. FUMB | | | | ST | | | | MISC | |
|-------------------|---------|----------|----------|----------|----------|----------|----------|----------|------------|---------------|----------|----------|----------|----------|----------|----------|----------|----------|----------|----------|----------|----------|----------|----------|----------|---|
| | | | GS | TK | S | A | TFL | YDS | SK | YDS | QBH | NO | YDS | LG | TD | PD | FF | FR | TD | YDS | TK | S | A | FF | FR | S |
| 2017 | Jaguars | 3 | 0 | 0 | 0 | 0 | 0 | 0 | 0.0 | 0.0 | 2 | 0 | 0 | 0 | 0 | 0 | 0 | 0 | 0 | 0 | 1 | 1 | 0 | 0 | 0 | 0 |
| NFL TOTALS | | 3 | 0 | 0 | 0 | 0 | 0 | 0 | 0.0 | 0.0 | 2 | 0 | 0 | 0 | 0 | 0 | 0 | 0 | 0 | 1 | 1 | 0 | 0 | 0 | 0 | |

SINGLE-GAME HIGHS: DEFENSIVE

Total Tackles 5 at Los Angeles Rams, Dec 05, 2021
 5 at Indianapolis Colts, Nov 14, 2021

Sacks 2.0 at Minnesota Vikings, Dec 06, 2020
 2.0 vs. Tennessee Titans, Sep 19, 2019

Passes Defensed 1 at Los Angeles Rams, Dec 05, 2021
 1 vs. Arizona Cardinals, Sep 26, 2021

Forced Fumbles 1 vs. Buffalo Bills, Nov 07, 2021
 1 at Baltimore Ravens, Dec 20, 2020
 ...1 more at 1.

Fumble Recoveries 1 vs. Indianapolis Colts, Dec 29, 2019
Tackles For Loss 2 at Seattle Seahawks, Oct 31, 2021
 2 at Minnesota Vikings, Dec 06, 2020
 ...1 more at 2.

Special Teams Tackles 2 at Arizona Cardinals, Nov 26, 2017
 1 vs. Indianapolis Colts, Dec 03, 2017
 ...2 more at 1.

SINGLE-GAME HIGHS - POSTSEASON: DEFENSIVE

Special Teams Tackles 1 at New England Patriots, Jan 21, 2018

2021 GAME-BY-GAME REGULAR-SEASON STATISTICS (JAGUARS)

| DATE | OPPONENT | P/S | TACKLES | | | | | | | INTERCEPTIONS | | | | | | | O. FUMB | | | | ST | | | | MISC | | SCORE |
|--------------------|-------------|-------------|-----------|-----------|----------|------------|-------------|----------|-----------|---------------|----------|----------|----------|----------|----------|----------|----------|----------|----------|----------|----------|----------|----------|----------|----------|-------------|-------|
| | | | TK | S | A | SK | YDS | TFL | YDS | QBH | NO | YDS | LG | TD | PD | FF | FR | TD | YDS | TK | S | A | FF | FR | S | A | |
| 09/12 | at Texans | P | 0 | 0 | 0 | 0.0 | 0.0 | 0 | 0 | 0 | 0 | 0 | 0 | 0 | 0 | 0 | 0 | 0 | 0 | 0 | 0 | 0 | 0 | 0 | 0 | L | 21-37 |
| 09/19 | Broncos | S | 1 | 0 | 1 | 0.0 | 0.0 | 0 | 0 | 2 | 0 | 0 | 0 | 0 | 0 | 0 | 0 | 0 | 0 | 0 | 0 | 0 | 0 | 0 | 0 | L | 13-23 |
| 09/26 | Cardinals | P | 2 | 2 | 0 | 0.0 | 0.0 | 0 | 0 | 0 | 0 | 0 | 0 | 1 | 0 | 0 | 0 | 0 | 0 | 0 | 0 | 0 | 0 | 0 | 0 | L | 19-31 |
| 09/30 | at Bengals | S | 0 | 0 | 0 | 0.0 | 0.0 | 0 | 0 | 1 | 0 | 0 | 0 | 0 | 0 | 0 | 0 | 0 | 0 | 0 | 0 | 0 | 0 | 0 | 0 | L | 21-24 |
| 10/10 | Titans | P | 3 | 2 | 1 | 1.5 | 11.0 | 1 | 11 | 3 | 0 | 0 | 0 | 0 | 0 | 0 | 0 | 0 | 0 | 0 | 0 | 0 | 0 | 0 | 0 | L | 19-37 |
| 10/17 | Dolphins | S | 2 | 0 | 2 | 0.0 | 0.0 | 0 | 0 | 1 | 0 | 0 | 0 | 0 | 0 | 0 | 0 | 0 | 0 | 0 | 0 | 0 | 0 | 0 | 0 | W | 23-20 |
| 10/31 | at Seahawks | P | 3 | 2 | 1 | 1.0 | 11.0 | 2 | 13 | 1 | 0 | 0 | 0 | 0 | 0 | 0 | 0 | 0 | 0 | 0 | 0 | 0 | 0 | 0 | 0 | L | 7-31 |
| 11/07 | Bills | S | 3 | 3 | 0 | 1.0 | 9.0 | 1 | 9 | 2 | 0 | 0 | 0 | 0 | 0 | 1 | 0 | 0 | 0 | 0 | 0 | 0 | 0 | 0 | 0 | W | 9-6 |
| 11/14 | at Colts | S | 5 | 3 | 2 | 0.0 | 0.0 | 0 | 0 | 0 | 0 | 0 | 0 | 0 | 0 | 0 | 0 | 0 | 0 | 0 | 0 | 0 | 0 | 0 | 0 | L | 17-23 |
| 11/21 | 49ers | P | 0 | 0 | 0 | 0.0 | 0.0 | 0 | 0 | 0 | 0 | 0 | 0 | 0 | 0 | 0 | 0 | 0 | 0 | 0 | 0 | 0 | 0 | 0 | 0 | L | 10-30 |
| 11/28 | Falcons | P | 0 | 0 | 0 | 0.0 | 0.0 | 0 | 0 | 0 | 0 | 0 | 0 | 0 | 0 | 0 | 0 | 0 | 0 | 0 | 0 | 0 | 0 | 0 | 0 | L | 14-21 |
| 12/05 | at Rams | S | 5 | 3 | 2 | 0.5 | 2.5 | 0 | 0 | 1 | 0 | 0 | 0 | 1 | 0 | 0 | 0 | 0 | 0 | 0 | 0 | 0 | 0 | 0 | 0 | L | 7-37 |
| 12/12 | at Titans | S | 2 | 2 | 0 | 1.0 | 7.0 | 1 | 7 | 3 | 0 | 0 | 0 | 0 | 0 | 0 | 0 | 0 | 0 | 0 | 0 | 0 | 0 | 0 | 0 | L | 0-20 |
| 2021 TOTALS | | 13-7 | 26 | 17 | 9 | 5.0 | 40.5 | 5 | 40 | 14 | 0 | 0 | 0 | 2 | 1 | 0 | 0 | 0 | 0 | 0 | 0 | 0 | 0 | 0 | 0 | 2-11 | |

2020 GAME-BY-GAME REGULAR-SEASON STATISTICS (JAGUARS)

| DATE | OPPONENT | P/S | TACKLES | | | | | | | INTERCEPTIONS | | | | | | | O. FUMB | | | | ST | | | | MISC | | SCORE |
|--------------------|-------------|-------------|-----------|-----------|----------|------------|-------------|----------|-----------|---------------|----------|----------|----------|----------|----------|----------|----------|----------|----------|----------|----------|----------|----------|----------|----------|-------------|--------|
| | | | TK | S | A | SK | YDS | TFL | YDS | QBH | NO | YDS | LG | TD | PD | FF | FR | TD | YDS | TK | S | A | FF | FR | S | A | |
| 09/13 | Colts | P | 0 | 0 | 0 | 0.0 | 0.0 | 0 | 0 | 1 | 0 | 0 | 0 | 0 | 0 | 0 | 0 | 0 | 0 | 0 | 0 | 0 | 0 | 0 | 0 | W | 27-20 |
| 09/20 | at Titans | P | 1 | 1 | 0 | 0.0 | 0.0 | 0 | 0 | 0 | 0 | 0 | 0 | 0 | 0 | 0 | 0 | 0 | 0 | 0 | 0 | 0 | 0 | 0 | 0 | L | 30-33 |
| 09/24 | Dolphins | P | 0 | 0 | 0 | 0.0 | 0.0 | 0 | 0 | 0 | 0 | 0 | 0 | 0 | 0 | 0 | 0 | 0 | 0 | 0 | 0 | 0 | 0 | 0 | 0 | L | 13-31 |
| 10/04 | at Bengals | P | 3 | 3 | 0 | 0.0 | 0.0 | 1 | 1 | 0 | 0 | 0 | 0 | 0 | 0 | 0 | 0 | 0 | 0 | 0 | 0 | 0 | 0 | 0 | 0 | L | 25-33 |
| 10/11 | at Texans | S | 2 | 2 | 0 | 1.0 | 2.0 | 1 | 2 | 4 | 0 | 0 | 0 | 0 | 0 | 0 | 0 | 0 | 0 | 0 | 0 | 0 | 0 | 0 | 0 | L | 14-30 |
| 10/18 | Lions | P | 2 | 1 | 1 | 0.0 | 0.0 | 0 | 0 | 1 | 0 | 0 | 0 | 0 | 0 | 0 | 0 | 0 | 0 | 0 | 0 | 0 | 0 | 0 | 0 | L | 16-34 |
| 10/25 | at Chargers | P | 2 | 1 | 1 | 0.5 | 1.0 | 0 | 0 | 2 | 0 | 0 | 0 | 0 | 0 | 0 | 0 | 0 | 0 | 0 | 0 | 0 | 0 | 0 | 0 | L | 29-39 |
| 11/08 | Texans | P | 1 | 0 | 1 | 0.0 | 0.0 | 0 | 0 | 1 | 0 | 0 | 0 | 0 | 0 | 0 | 0 | 0 | 0 | 0 | 0 | 0 | 0 | 0 | 0 | L | 25-27 |
| 11/15 | at Packers | P | 0 | 0 | 0 | 0.0 | 0.0 | 0 | 0 | 0 | 0 | 0 | 0 | 0 | 0 | 0 | 0 | 0 | 0 | 0 | 0 | 0 | 0 | 0 | 0 | L | 20-24 |
| 11/22 | Steelers | P | 1 | 1 | 0 | 0.0 | 0.0 | 0 | 0 | 1 | 0 | 0 | 0 | 0 | 0 | 0 | 0 | 0 | 0 | 0 | 0 | 0 | 0 | 0 | 0 | L | 3-27 |
| 11/29 | Browns | S | 1 | 1 | 0 | 1.0 | 6.0 | 1 | 6 | 1 | 0 | 0 | 0 | 0 | 0 | 0 | 0 | 0 | 0 | 0 | 0 | 0 | 0 | 0 | 0 | L | 25-27 |
| 12/06 | at Vikings | S | 4 | 3 | 1 | 2.0 | 14.0 | 2 | 14 | 3 | 0 | 0 | 0 | 0 | 0 | 0 | 0 | 0 | 0 | 0 | 0 | 0 | 0 | 0 | 0 | L | 24-27+ |
| 12/13 | Titans | S | 2 | 2 | 0 | 0.0 | 0.0 | 0 | 0 | 0 | 0 | 0 | 0 | 0 | 1 | 0 | 0 | 0 | 0 | 0 | 0 | 0 | 0 | 0 | 0 | L | 10-31 |
| 12/20 | at Ravens | S | 3 | 3 | 0 | 1.0 | 0.0 | 0 | 0 | 2 | 0 | 0 | 0 | 0 | 1 | 0 | 0 | 0 | 0 | 0 | 0 | 0 | 0 | 0 | 0 | L | 14-40 |
| 12/27 | Bears | S | 1 | 1 | 0 | 0.0 | 0.0 | 0 | 0 | 1 | 0 | 0 | 0 | 0 | 0 | 0 | 0 | 0 | 0 | 0 | 0 | 0 | 0 | 0 | 0 | L | 17-41 |
| 01/03 | at Colts | S | 2 | 2 | 0 | 0.0 | 0.0 | 0 | 0 | 0 | 0 | 0 | 0 | 0 | 0 | 0 | 0 | 0 | 0 | 0 | 0 | 0 | 0 | 0 | 0 | L | 14-28 |
| 2020 TOTALS | | 16-7 | 25 | 21 | 4 | 5.5 | 23.0 | 5 | 23 | 17 | 0 | 0 | 0 | 0 | 2 | 0 | 0 | 0 | 0 | 0 | 0 | 0 | 0 | 0 | 0 | 1-15 | |

+ - Overtime







JAWAAN TAYLOR | 75



POSITION: OFFENSIVE LINEMAN
HT: 6-5 | **WT:** 330 | **DOB:** 11-25-1997
COLLEGE: FLORIDA
HOMETOWN: COCOA, FLA.
ACQ: D2-'19
EXP: 3rd YEAR

 @jawaan_taylor74
 @jawaan.

KEY TRANSACTIONS

- Originally drafted by Jacksonville in the second round (35th overall) of the 2019 draft

PRO

2021 (Jaguars)

- Taylor has played in every offensive snap (2,970) since being drafted in 2019... Taylor is the only Jaguars player on offense or defense to appear in every snap from scrimmage since 2019
- 12/12 at TEN:** Started at right tackle and played all 55 offensive snaps
- 12/5 at LAR:** Started at right tackle and played all 59 offensive snaps
- 11/28 vs. ATL:** Started at right tackle and played all 73 offensive snaps
- 11/21 vs. S.F.:** Started at right tackle and played all 46 offensive snaps
- 11/14 at IND:** Started at right tackle and played all 66 offensive snaps
- 11/7 vs. BUF:** Started at right tackle and played all 61 offensive snaps
- 10/31 at SEA:** Started at right tackle and played all 76 snaps on offense
- 10/17 vs. MIA:** Started at right tackle and played all 66 offensive snaps
- 10/10 vs. TEN:** Started at right tackle and helped RB James Robinson rush for a career-high 149 yards
- 9/30 at CIN:** Started at right tackle and played all 56 offensive snaps
- 9/26 vs. ARI:** Started at right tackle and played all 68 offensive snaps... Helped the offense rush for 159 yards on 29 attempts
- 9/19 vs. DEN:** Started at right tackle and played in all 56 offensive snaps
- 9/12 at HOU:** Started at right tackle and appeared in all 74 offensive snaps

2020 (Jaguars)

- Started all 16 games in which he appeared at right tackle... Part of an offensive line that helped rookie RB James Robinson tally the most scrimmage yards (1,414) and the second-most rushing yards (1,070) by an undrafted rookie in NFL history

2019 (Jaguars)

- Started in all 16 games, becoming the first Jaguars rookie on offense to start in all 16 games since OL Maurice Williams in 2001... Part of an offensive line that helped RB Leonard Fournette gain 1,674 yards from scrimmage... Fournette became the only Jaguars player since 2011 to post at least 1,500 scrimmage yards in a single season

COLLEGE

- Did not miss a game in his three-year career for the Gators, playing in all 37 games with 35 starts (33 at right tackle, two at left tackle)
- Was part of a Gator offensive line in 2018 that allowed 18 sacks, the 20th-fewest in the NCAA and third-fewest in the SEC, garnering Second-Team All-SEC accolades from Athlon Sports
- Declared for the NFL Draft following his junior season

PERSONAL

- Attended Cocoa (Fla.) High School
- Member of the 2015 Florida Class 4A First Team All-State
- As a senior, helped his team to a 10-3 record and reach the Class 4A State Semifinals
- Son of Robert and Wendy Taylor
- Learned to play the drums in church
- Avid fisherman and caught a 400 lb. goliath grouper while fishing in 2020

JAWAAN TAYLOR'S NFL REGULAR SEASON STATISTICS

| DATE | TEAM | GP | GS |
|-------------------|---------|-----------|-----------|
| 2019 | Jaguars | 16 | 16 |
| 2020 | Jaguars | 16 | 16 |
| 2021 | Jaguars | 13 | 13 |
| NFL TOTALS | | 45 | 45 |



2021 GAME-BY-GAME REGULAR-SEASON STATISTICS (JAGUARS)

| DATE | OPPONENT | P/S | W/L | SCORE |
|--------------------|-------------|--------------|-----|-------------|
| 09/12 | at Texans | S | L | 21-37 |
| 09/19 | Broncos | S | L | 13-23 |
| 09/26 | Cardinals | S | L | 19-31 |
| 09/30 | at Bengals | S | L | 21-24 |
| 10/10 | Titans | S | L | 19-37 |
| 10/17 | Dolphins | S | W | 23-20 |
| 10/31 | at Seahawks | S | L | 7-31 |
| 11/07 | Bills | S | W | 9-6 |
| 11/14 | at Colts | S | L | 17-23 |
| 11/21 | 49ers | S | L | 10-30 |
| 11/28 | Falcons | S | L | 14-21 |
| 12/05 | at Rams | S | L | 7-37 |
| 12/12 | at Titans | S | L | 0-20 |
| 2021 TOTALS | | 13-13 | | 2-11 |

2020 GAME-BY-GAME REGULAR-SEASON STATISTICS (JAGUARS)

| DATE | OPPONENT | P/S | W/L | SCORE |
|--------------------|-------------|--------------|-----|-------------|
| 09/13 | Colts | S | W | 27-20 |
| 09/20 | at Titans | S | L | 30-33 |
| 09/24 | Dolphins | S | L | 13-31 |
| 10/04 | at Bengals | S | L | 25-33 |
| 10/11 | at Texans | S | L | 14-30 |
| 10/18 | Lions | S | L | 16-34 |
| 10/25 | at Chargers | S | L | 29-39 |
| 11/08 | Texans | S | L | 25-27 |
| 11/15 | at Packers | S | L | 20-24 |
| 11/22 | Steelers | S | L | 3-27 |
| 11/29 | Browns | S | L | 25-27 |
| 12/06 | at Vikings | S | L | 24-27+ |
| 12/13 | Titans | S | L | 10-31 |
| 12/20 | at Ravens | S | L | 14-40 |
| 12/27 | Bears | S | L | 17-41 |
| 01/03 | at Colts | S | L | 14-28 |
| 2020 TOTALS | | 16-16 | | 1-15 |

+ - Overtime





DANIEL THOMAS | 20



POSITION: SAFETY
HT: 5-10 | **WT:** 215 | **DOB:** 7-1-1998
COLLEGE: AUBURN
HOMETOWN: MONTGOMERY, ALA.
ACQ: D5A-'20
EXP: 2nd YEAR

gamechanger021

@daniel__dt21

KEY TRANSACTIONS

- Originally drafted by Jacksonville in the fifth round (157th overall) of the 2020 draft

PRO

2021 (Jaguars)

- 12/12 at TEN:** Saw action on special teams
- 12/5 at LAR:** Saw action on special teams and downed one punt on the 1-yard line
- 11/28 vs. ATL:** Saw action on special teams
- 11/21 vs. S.F.:** Saw action on defense and special teams
- 11/14 at IND:** Saw action on 24 special teams snaps
- 11/7 vs. BUF:** Saw action on 14 special teams snaps
- 10/31 at SEA:** Saw action on 17 special teams snaps
- 10/17 vs. MIA:** Saw action on 18 special teams snaps
- 10/10 vs. TEN:** Saw action on defense and special teams
- 9/30 at CIN:** Saw action on 15 special teams snaps
- 9/26 vs. ARI:** Played 20 snaps on special teams
- 9/19 vs. DEN:** Saw action in 15 special teams snaps
- 9/12 at HOU:** Inactive

2020 (Jaguars)

- Appeared in nine games, making one start, before being placed on the reserve/injured list on Nov. 24 with an arm injury... Season totals include 15 tackles (13 solo), three special teams tackles, two passes defensed and one INT... Also blocked a punt and returned it for a TD in Week 7 vs. LAC, becoming the first Jaguars player to score on a blocked punt since CB Mike Harris in 2012
- 9/13 vs. IND:** Saw action on special teams in his NFL debut and made one special teams tackle
- 10/25 at LAC:** Saw action at safety, posting one tackle, and on special teams, blocking a punt and returning it 16 yards for a third-quarter TD
- 11/22 vs. PIT:** Made his second consecutive start, recording his first career interception off a pass from QB Ben Roethlisberger before exiting the game early with an arm injury

COLLEGE

- Played 51 games at Auburn during his four-year career, amassing 199 tackles (124 solo), 13 passes defensed, 9.0 tackles for loss, five INTs, three forced fumbles and two fumble recoveries
- Two-year starter at safety who was also a team captain during his senior campaign in 2019

PERSONAL

- Attended Robert E. Lee (Alabama) High School, where he recorded 87 tackles, seven INTs, five tackles for loss, three punt return TDs and two INT returns for a TD
- Also played basketball, track and tennis
- Son of Regina and Stanley Thomas
- Has three brothers: Davy, Mario and Joshua
- Received the 2019 Hard-Fighting Soldier Award for his leadership in Fellowship of Christian Athletes amid adversity

DANIEL THOMAS' NFL REGULAR SEASON DEFENSIVE STATISTICS

| DATE | TEAM | GP | GS | TACKLES | | | | | INTERCEPTIONS | | | | | O. FUMB | | | | | ST | | | | | MISC | | | | | | |
|-------------------|---------|-----------|----|----------|-----------|-----------|----------|----------|---------------|------------|------------|----------|----------|-----------|-----------|----------|----------|----------|----------|----------|----------|----------|----------|----------|----------|----------|----------|----------|----------|---|
| | | | | TK | S | A | TFL | YDS | SK | YDS | QBH | NO | YDS | LG | TD | PD | FF | FR | TD | YDS | TK | S | A | FF | FR | S | A | | | |
| 2020 | Jaguars | 10 | | 2 | 15 | 13 | 2 | 0 | 0 | 0.0 | 0.0 | 0 | 1 | 53 | 53 | 0 | 2 | 0 | 0 | 0 | 0 | 0 | 0 | 3 | 3 | 0 | 0 | 0 | 0 | 0 |
| 2021 | Jaguars | 12 | | 0 | 4 | 2 | 2 | 0 | 0 | 0.0 | 0.0 | 0 | 0 | 0 | 0 | 0 | 0 | 0 | 0 | 0 | 0 | 0 | 2 | 0 | 2 | 0 | 0 | 0 | 0 | |
| NFL TOTALS | | 22 | | 2 | 19 | 15 | 4 | 0 | 0 | 0.0 | 0.0 | 0 | 1 | 53 | 53 | 0 | 2 | 0 | 0 | 0 | 0 | 0 | 5 | 3 | 2 | 0 | 0 | 0 | 0 | |

SINGLE-GAME HIGHS: DEFENSIVE

| | | | |
|------------------------|---|----------------------------------|--|
| Total Tackles | 7 at Green Bay Packers, Nov 15, 2020 7 at Houston Texans, Oct 11, 2020 | Interception Return Yards | 53 vs. Pittsburgh Steelers, Nov 22, 2020 |
| Passes Defensed | 2 vs. Pittsburgh Steelers, Nov 22, 2020 | Special Teams Tackles | 2 at Cincinnati Bengals, Sep 30, 2021 1 vs. Houston Texans, Nov 08, 2020 ...2 more at 1. |
| Interceptions | 1 vs. Pittsburgh Steelers, Nov 22, 2020 | | |



2021 GAME-BY-GAME REGULAR-SEASON STATISTICS (JAGUARS)


| DATE | OPPONENT | P/S | TACKLES | | | | | | | INTERCEPTIONS | | | | | O. FUMB | | | | ST | | | | MISC | | SCORE | | |
|--------------------|-------------|-----|-------------|----------|----------|----------|------------|------------|----------|---------------|----------|----------|----------|----------|----------|----------|----------|----------|----------|----------|----------|----------|----------|----------|----------|-------------|-------|
| | | | TK | S | A | SK | YDS | TFL | YDS | QBH | NO | YDS | LG | TD | PD | FF | FR | TD | YDS | TK | S | A | FF | FR | | S | A |
| 09/12 | at Texans | | INACTIVE | | | | | | | | | | | | | | | | | | | | | | | L | 21-37 |
| 09/19 | Broncos | P | 0 | 0 | 0 | 0.0 | 0.0 | 0 | 0 | 0 | 0 | 0 | 0 | 0 | 0 | 0 | 0 | 0 | 0 | 0 | 0 | 0 | 0 | 0 | 0 | L | 13-23 |
| 09/26 | Cardinals | P | 0 | 0 | 0 | 0.0 | 0.0 | 0 | 0 | 0 | 0 | 0 | 0 | 0 | 0 | 0 | 0 | 0 | 0 | 0 | 0 | 0 | 0 | 0 | 0 | L | 19-31 |
| 09/30 | at Bengals | P | 0 | 0 | 0 | 0.0 | 0.0 | 0 | 0 | 0 | 0 | 0 | 0 | 0 | 0 | 0 | 0 | 0 | 0 | 2 | 0 | 2 | 0 | 0 | 0 | L | 21-24 |
| 10/10 | Titans | P | 0 | 0 | 0 | 0.0 | 0.0 | 0 | 0 | 0 | 0 | 0 | 0 | 0 | 0 | 0 | 0 | 0 | 0 | 0 | 0 | 0 | 0 | 0 | 0 | L | 19-37 |
| 10/17 | Dolphins | P | 0 | 0 | 0 | 0.0 | 0.0 | 0 | 0 | 0 | 0 | 0 | 0 | 0 | 0 | 0 | 0 | 0 | 0 | 0 | 0 | 0 | 0 | 0 | 0 | W | 23-20 |
| 10/31 | at Seahawks | P | 0 | 0 | 0 | 0.0 | 0.0 | 0 | 0 | 0 | 0 | 0 | 0 | 0 | 0 | 0 | 0 | 0 | 0 | 0 | 0 | 0 | 0 | 0 | 0 | L | 7-31 |
| 11/07 | Bills | P | 0 | 0 | 0 | 0.0 | 0.0 | 0 | 0 | 0 | 0 | 0 | 0 | 0 | 0 | 0 | 0 | 0 | 0 | 0 | 0 | 0 | 0 | 0 | 0 | W | 9-6 |
| 11/14 | at Colts | P | 0 | 0 | 0 | 0.0 | 0.0 | 0 | 0 | 0 | 0 | 0 | 0 | 0 | 0 | 0 | 0 | 0 | 0 | 0 | 0 | 0 | 0 | 0 | 0 | L | 17-23 |
| 11/21 | 49ers | P | 4 | 2 | 2 | 0.0 | 0.0 | 0 | 0 | 0 | 0 | 0 | 0 | 0 | 0 | 0 | 0 | 0 | 0 | 0 | 0 | 0 | 0 | 0 | 0 | L | 10-30 |
| 11/28 | Falcons | P | 0 | 0 | 0 | 0.0 | 0.0 | 0 | 0 | 0 | 0 | 0 | 0 | 0 | 0 | 0 | 0 | 0 | 0 | 0 | 0 | 0 | 0 | 0 | 0 | L | 14-21 |
| 12/05 | at Rams | P | 0 | 0 | 0 | 0.0 | 0.0 | 0 | 0 | 0 | 0 | 0 | 0 | 0 | 0 | 0 | 0 | 0 | 0 | 0 | 0 | 0 | 0 | 0 | 0 | L | 7-37 |
| 12/12 | at Titans | P | 0 | 0 | 0 | 0.0 | 0.0 | 0 | 0 | 0 | 0 | 0 | 0 | 0 | 0 | 0 | 0 | 0 | 0 | 0 | 0 | 0 | 0 | 0 | 0 | L | 0-20 |
| 2021 TOTALS | | | 12-0 | 4 | 2 | 2 | 0.0 | 0.0 | 0 | 0 | 0 | 0 | 0 | 0 | 0 | 0 | 0 | 0 | 0 | 0 | 0 | 0 | 0 | 0 | 0 | 2-11 | |

2020 GAME-BY-GAME REGULAR-SEASON STATISTICS (JAGUARS)

| DATE | OPPONENT | P/S | TACKLES | | | | | | | INTERCEPTIONS | | | | | O. FUMB | | | | ST | | | | MISC | | SCORE | | | |
|--------------------|-------------|-----|-----------------|-----------|-----------|----------|------------|------------|----------|---------------|----------|----------|-----------|-----------|----------|----------|----------|----------|----------|----------|----------|----------|----------|----------|----------|----------|-------------|-------|
| | | | TK | S | A | SK | YDS | TFL | YDS | QBH | NO | YDS | LG | TD | PD | FF | FR | TD | YDS | TK | S | A | FF | FR | | S | A | W/L |
| 09/13 | Colts | P | 0 | 0 | 0 | 0.0 | 0.0 | 0 | 0 | 0 | 0 | 0 | 0 | 0 | 0 | 0 | 0 | 0 | 0 | 1 | 1 | 0 | 0 | 0 | 0 | 0 | W | 27-20 |
| 09/20 | at Titans | P | 0 | 0 | 0 | 0.0 | 0.0 | 0 | 0 | 0 | 0 | 0 | 0 | 0 | 0 | 0 | 0 | 0 | 0 | 1 | 1 | 0 | 0 | 0 | 0 | 0 | L | 30-33 |
| 09/24 | Dolphins | P | 0 | 0 | 0 | 0.0 | 0.0 | 0 | 0 | 0 | 0 | 0 | 0 | 0 | 0 | 0 | 0 | 0 | 0 | 0 | 0 | 0 | 0 | 0 | 0 | 0 | L | 13-31 |
| 10/04 | at Bengals | P | 0 | 0 | 0 | 0.0 | 0.0 | 0 | 0 | 0 | 0 | 0 | 0 | 0 | 0 | 0 | 0 | 0 | 0 | 0 | 0 | 0 | 0 | 0 | 0 | 0 | L | 25-33 |
| 10/11 | at Texans | P | 7 | 7 | 0 | 0.0 | 0.0 | 0 | 0 | 0 | 0 | 0 | 0 | 0 | 0 | 0 | 0 | 0 | 0 | 0 | 0 | 0 | 0 | 0 | 0 | 0 | L | 14-30 |
| 10/18 | Lions | P | 0 | 0 | 0 | 0.0 | 0.0 | 0 | 0 | 0 | 0 | 0 | 0 | 0 | 0 | 0 | 0 | 0 | 0 | 0 | 0 | 0 | 0 | 0 | 0 | 0 | L | 16-34 |
| 10/25 | at Chargers | P | 1 | 1 | 0 | 0.0 | 0.0 | 0 | 0 | 0 | 0 | 0 | 0 | 0 | 0 | 0 | 0 | 0 | 0 | 0 | 0 | 0 | 0 | 0 | 0 | 0 | L | 29-39 |
| 11/08 | Texans | P | 0 | 0 | 0 | 0.0 | 0.0 | 0 | 0 | 0 | 0 | 0 | 0 | 0 | 0 | 0 | 0 | 0 | 0 | 1 | 1 | 0 | 0 | 0 | 0 | 0 | L | 25-27 |
| 11/15 | at Packers | S | 7 | 5 | 2 | 0.0 | 0.0 | 0 | 0 | 0 | 0 | 0 | 0 | 0 | 0 | 0 | 0 | 0 | 0 | 0 | 0 | 0 | 0 | 0 | 0 | 0 | L | 20-24 |
| 11/22 | Steelers | S | 0 | 0 | 0 | 0.0 | 0.0 | 0 | 0 | 0 | 1 | 53 | 53 | 0 | 2 | 0 | 0 | 0 | 0 | 0 | 0 | 0 | 0 | 0 | 0 | 0 | L | 3-27 |
| 11/29 | Browns | | DID NOT PLAY | | | | | | | | | | | | | | | | | | | | | | | L | 25-27 | |
| 12/06 | at Vikings | | DID NOT PLAY | | | | | | | | | | | | | | | | | | | | | | | L | 24-27+ | |
| 12/13 | Titans | | DID NOT PLAY | | | | | | | | | | | | | | | | | | | | | | | L | 10-31 | |
| 12/20 | at Ravens | | DID NOT PLAY | | | | | | | | | | | | | | | | | | | | | | | L | 14-40 | |
| 12/27 | Bears | | INJURED RESERVE | | | | | | | | | | | | | | | | | | | | | | | L | 17-41 | |
| 01/03 | at Colts | | INJURED RESERVE | | | | | | | | | | | | | | | | | | | | | | | L | 14-28 | |
| 2020 TOTALS | | | 10-2 | 15 | 13 | 2 | 0.0 | 0.0 | 0 | 0 | 0 | 1 | 53 | 53 | 0 | 2 | 0 | 0 | 0 | 0 | 0 | 0 | 0 | 0 | 0 | 0 | 1-15 | |

+ - Overtime







LAQUON TREADWELL | 18



POSITION: WIDE RECEIVER
HT: 6-2 | **WT:** 215 | **DOB:** 6-14-1995
COLLEGE: MISSISSIPPI
HOMETOWN: CHICAGO, ILL.
ACQ: PS (JAX)-'21
EXP: 5th YEAR

 @SuccessfulQuon
 @successfulquon

KEY TRANSACTIONS

- Drafted by Minnesota in the first round (23rd overall) of the 2016 NFL Draft
- Signed by Atlanta on 3/22/20
- Signed by Jacksonville on 6/18/21
- Signed to the active roster by Jacksonville on 11/6/21

PRO

2021 (Jaguars)

- **12/12 at TEN:** Saw action on offense and recorded four receptions for 68 yards
- **12/5 at LAR:** Started at wide receiver and posted a team-high in both receptions (4) and receiving yards (62)
- **11/28 vs. ATL:** Saw action at wide receiver and posted four receptions for 53 yards
- **11/21 vs. S.F.:** Saw action at receiver and posted one reception for 11 yards
- **11/14 at IND:** Saw action at receiver and recorded one reception for 18 yards
- **11/7 vs. BUF:** Started at wide receiver
- **10/17 vs. MIA:** Saw action on offense
- **9/19 vs. DEN:** Saw action on offense

2020 (Falcons)

- Recorded six receptions for 49 yards (8.2 avg.) and two touchdowns in five games
- **12/27 at KC:** Recorded two receptions for 11 yards and one touchdown

2019 (Vikings)

- Recorded nine receptions for 184 yards (20.4 avg.) and one touchdown in 13 games
- **12/2 at SEA:** Hauled in two catches for 58 yards and 1 TD

2018 (Vikings)

- Appeared in 15 games throughout his third season, tying his career high of seven starts
- Totaled 35 receptions for 302 yards and one TD on the season, all career highs
- **9/16 at GB:** Scored his first career TD with a 14-yard grab in the 1st quarter... Totaled two catches for 23 yards and one TD on the day

2017 (Vikings)

- Totaled 20 catches for 200 yards while making seven starts and appearing in all 16 games
- **10/15 vs. GB:** Tied his career-high with three catches and set a new career high with 51 yards

2016 (Vikings)

- Appeared in nine games and contributed mostly on special teams
- **11/6 vs. DET:** Hauled in his first career reception for 15 yards

COLLEGE

- SEC Freshman of the Year (2013), First Team All-SEC (2015), Third Team All American (2015)
- All-time leading pass catcher in Ole Miss history with 202 career receptions (seventh-most in SEC history) in three seasons
- Finished his career ranked third in school history with 2,393 receiving yards, third with 21 TD catches and tied for second with nine career 100-yard receiving games
- Caught a pass in all 35 games in which he played

PERSONAL

- Attended Crete-Monee High School in Crete, Ill.
- Led Crete-Monee to its first ever Illinois Class 6A state title
- Named Illinois Male Athlete of the Year by the NWI Times along with Chicago Player of the Year
- Also played basketball

LAQUON TREADWELL'S NFL REGULAR SEASON RUSHING/RECEIVING STATISTICS

| DATE | TEAM | RECEIVING | | | | | | | | RUSHING | | | | |
|-------------------|---------|-----------|-----------|-----------|------------|-------------|------------|----------|----------|----------|------------|----------|----------|--|
| | | GP | GS | NO. | YDS. | AVG. | LG | TD | NO. | YDS. | AVG. | LG | TD | |
| 2016 | Vikings | 9 | 1 | 1 | 15 | 15.0 | 15 | 0 | 0 | 0 | 0.0 | 0 | 0 | |
| 2017 | Vikings | 16 | 7 | 20 | 200 | 10.0 | 25 | 0 | 0 | 0 | 0.0 | 0 | 0 | |
| 2018 | Vikings | 15 | 7 | 35 | 302 | 8.6 | 22 | 1 | 0 | 0 | 0.0 | 0 | 0 | |
| 2019 | Vikings | 13 | 1 | 9 | 184 | 20.4 | 58t | 1 | 0 | 0 | 0.0 | 0 | 0 | |
| 2020 | Falcons | 5 | 0 | 6 | 49 | 8.2 | 14 | 2 | 0 | 0 | 0.0 | 0 | 0 | |
| 2021 | Jaguars | 8 | 6 | 14 | 212 | 15.1 | 41 | 0 | 0 | 0 | 0.0 | 0 | 0 | |
| NFL TOTALS | | 66 | 22 | 85 | 962 | 11.3 | 58T | 4 | 0 | 0 | 0.0 | 0 | 0 | |



LAQUON TREADWELL'S NFL POSTSEASON RUSHING/RECEIVING STATISTICS

| DATE | TEAM | GP | GS | RECEIVING | | | | | RUSHING | | | | |
|-------------------|---------|----------|----------|-----------|----------|------------|----------|----------|----------|----------|------------|----------|----------|
| | | | | NO. | YDS. | AVG. | LG | TD | NO. | YDS. | AVG. | LG | TD |
| 2017 | Vikings | 2 | 0 | 0 | 0 | 0.0 | 0 | 0 | 0 | 0 | 0.0 | 0 | 0 |
| 2019 | Vikings | 1 | 0 | 0 | 0 | 0.0 | 0 | 0 | 0 | 0 | 0.0 | 0 | 0 |
| NFL TOTALS | | 3 | 0 | 0 | 0 | 0.0 | 0 | 0 | 0 | 0 | 0.0 | 0 | 0 |

LAQUON TREADWELL'S NFL REGULAR SEASON RETURN STATISTICS

| DATE | TEAM | KICKOFF RETURNS | | | | | PUNT RETURNS | | | | | |
|-------------------|---------|-----------------|----------|------------|----------|----------|--------------|----------|----------|------------|----------|----------|
| | | RET. | YDS. | AVG. | LG | TD | NO. | FC | YDS. | AVG. | LG | TD |
| 2016 | Vikings | 1 | 0 | 0.0 | 0 | 0 | 0 | 0 | 0 | 0.0 | 0 | 0 |
| 2017 | Vikings | 0 | 0 | 0.0 | 0 | 0 | 0 | 0 | 0 | 0.0 | 0 | 0 |
| 2018 | Vikings | 0 | 0 | 0.0 | 0 | 0 | 0 | 0 | 0 | 0.0 | 0 | 0 |
| 2019 | Vikings | 0 | 0 | 0.0 | 0 | 0 | 0 | 0 | 0 | 0.0 | 0 | 0 |
| 2020 | Falcons | 0 | 0 | 0.0 | 0 | 0 | 0 | 0 | 0 | 0.0 | 0 | 0 |
| 2021 | Jaguars | 0 | 0 | 0.0 | 0 | 0 | 0 | 0 | 0 | 0.0 | 0 | 0 |
| NFL TOTALS | | 1 | 0 | 0.0 | 0 | 0 | 0 | 0 | 0 | 0.0 | 0 | 0 |

LAQUON TREADWELL'S NFL POSTSEASON RETURN STATISTICS

| DATE | TEAM | KICKOFF RETURNS | | | | | PUNT RETURNS | | | | | |
|-------------------|---------|-----------------|----------|------------|----------|----------|--------------|----------|----------|------------|----------|----------|
| | | RET. | YDS. | AVG. | LG | TD | NO. | FC | YDS. | AVG. | LG | TD |
| 2017 | Vikings | 0 | 0 | 0.0 | 0 | 0 | 0 | 0 | 0 | 0.0 | 0 | 0 |
| 2019 | Vikings | 0 | 0 | 0.0 | 0 | 0 | 0 | 0 | 0 | 0.0 | 0 | 0 |
| NFL TOTALS | | 0 | 0 | 0.0 | 0 | 0 | 0 | 0 | 0 | 0.0 | 0 | 0 |

SINGLE-GAME HIGHS: RUSHING/RECEIVING

| | | | |
|---------------------------|---|------------------------------|--|
| Receptions | 4 at Tennessee Titans, Dec 12, 2021 4 at Los Angeles Rams, Dec 05, 2021 ...4 more at 4. | Kickoff Returns | 1 vs. New York Giants, Oct 03, 2016 |
| Receiving Yards | 68 at Tennessee Titans, Dec 12, 2021 62 at Los Angeles Rams, Dec 05, 2021 | Special Teams Tackles | 1 at Jacksonville Jaguars, Dec 11, 2016 |
| Longest Receptions | 58t at Seattle Seahawks, Dec 02, 2019 41 at Tennessee Titans, Dec 12, 2021 | Miscellaneous Tackles | 1 vs. New Orleans Saints, Oct 28, 2018 1 vs. Green Bay Packers, Oct 15, 2017 ...1 more at 1. |
| Receiving TDs | 1 at Kansas City Chiefs, Dec 27, 2020 1 at Los Angeles Chargers, Dec 13, 2020 ...2 more at 1. | Most TDs | 1 at Kansas City Chiefs, Dec 27, 2020 1 at Los Angeles Chargers, Dec 13, 2020 ...2 more at 1. |
| All-Purpose Yards | 68 at Tennessee Titans, Dec 12, 2021 62 at Los Angeles Rams, Dec 05, 2021 | Receiving Average | 19.3 at Kansas City Chiefs, Nov 03, 2019 17.0 at Tennessee Titans, Dec 12, 2021 ...1 more at 17.0. |

2021 GAME-BY-GAME REGULAR-SEASON STATISTICS (JAGUARS)

| DATE | OPPONENT | P/S | RECEIVING | | | | | RUSHING | | | | | W/L | SCORE |
|--------------------|-------------|------------|-----------|------------|-------------|-----------|----------|----------|----------|------------|----------|----------|----------|-------------|
| | | | NO. | YDS. | AVG. | LG | TD | NO. | YDS. | AVG. | LG | TD | | |
| 09/12 | at Texans | | | | | | | | | | | | L | 21-37 |
| 09/19 | Broncos | P | 0 | 0 | 0.0 | 0 | 0 | 0 | 0 | 0.0 | 0 | 0 | L | 13-23 |
| 09/26 | Cardinals | | | | | | | | | | | | L | 19-31 |
| 09/30 | at Bengals | | | | | | | | | | | | L | 21-24 |
| 10/10 | Titans | | | | | | | | | | | | L | 19-37 |
| 10/17 | Dolphins | | | | | | | | | | | | W | 23-20 |
| 10/31 | at Seahawks | | | | | | | | | | | | L | 7-31 |
| 11/07 | Bills | | | | | | | | | | | | W | 9-6 |
| 11/14 | at Colts | S | 1 | 18 | 18.0 | 18 | 0 | 0 | 0 | 0.0 | 0 | 0 | L | 17-23 |
| 11/21 | 49ers | S | 1 | 11 | 11.0 | 11 | 0 | 0 | 0 | 0.0 | 0 | 0 | L | 10-30 |
| 11/28 | Falcons | S | 4 | 53 | 13.3 | 20 | 0 | 0 | 0 | 0.0 | 0 | 0 | L | 14-21 |
| 12/05 | at Rams | S | 4 | 62 | 15.5 | 28 | 0 | 0 | 0 | 0.0 | 0 | 0 | L | 7-37 |
| 12/12 | at Titans | S | 4 | 68 | 17.0 | 41 | 0 | 0 | 0 | 0.0 | 0 | 0 | L | 0-20 |
| 2021 TOTALS | | 6-5 | 14 | 212 | 15.1 | 41 | 0 | 0 | 0 | 0.0 | 0 | 0 | 0 | 2-11 |



2020 GAME-BY-GAME REGULAR-SEASON STATISTICS (FALCONS)

| DATE | OPPONENT | P/S | RECEIVING | | | | | RUSHING | | | | | W/L | SCORE |
|--------------------|---------------|------------|-----------|-----------|------------|-----------|----------|----------|----------|------------|----------|----------|-------------|-------|
| | | | NO. | YDS. | AVG. | LG | TD | NO. | YDS. | AVG. | LG | TD | | |
| 09/13 | Seahawks | | | | | | | | | | | | L | 25-38 |
| 09/20 | at Cowboys | | | | | | | | | | | | L | 39-40 |
| 09/27 | Bears | | | | | | | | | | | | L | 26-30 |
| 10/05 | at Packers | | | | | | | | | | | | L | 16-30 |
| 10/11 | Panthers | | | | | | | | | | | | L | 16-23 |
| 10/18 | at Vikings | | | | | | | | | | | | W | 40-23 |
| 10/25 | Lions | | | | | | | | | | | | L | 22-23 |
| 10/29 | at Panthers | | | | | | | | | | | | W | 25-17 |
| 11/08 | Broncos | | | | | | | | | | | | W | 34-27 |
| 11/22 | at Saints | | | | | | | | | | | | L | 9-24 |
| 11/29 | Raiders | | | | | | | | | | | | W | 43-6 |
| 12/06 | Saints | P | 0 | 0 | 0.0 | 0 | 0 | 0 | 0 | 0.0 | 0 | 0 | L | 16-21 |
| 12/13 | at Chargers | P | 1 | 9 | 9.0 | 9t | 1 | 0 | 0 | 0.0 | 0 | 0 | L | 17-20 |
| 12/20 | Buccaneers | P | 1 | 14 | 14.0 | 14 | 0 | 0 | 0 | 0.0 | 0 | 0 | L | 27-31 |
| 12/27 | at Chiefs | P | 2 | 11 | 5.5 | 6 | 1 | 0 | 0 | 0.0 | 0 | 0 | L | 14-17 |
| 01/03 | at Buccaneers | P | 2 | 15 | 7.5 | 11 | 0 | 0 | 0 | 0.0 | 0 | 0 | L | 27-44 |
| 2020 TOTALS | | 5-0 | 6 | 49 | 8.2 | 14 | 2 | 0 | 0 | 0.0 | 0 | 0 | 4-12 | |





JAY TUFELE | 97



POSITION: DEFENSIVE TACKLE
HT: 6-3 | **WT:** 310 | **DOB:** 7-25-1999
COLLEGE: SOUTHERN CALIFORNIA
HOMETOWN: SALT LAKE CITY, UTAH
ACQ: D4-'21
EXP: R

@tufele123
 @jay_tufele

KEY TRANSACTIONS

- Originally drafted by Jacksonville in the fourth round (106th overall) in the 2021 draft

PRO

2021 (Jaguars)

- Placed on injured reserve with a hand injury on 10/29... Activated from injured reserve on 12/4
- 12/12 at TEN:** Inactive
- 12/5 at LAR:** Returned from injured reserve and had one total tackle
- 10/17 vs. MIA:** Did not play
- 10/10 vs. TEN:** Saw action on defense in NFL debut
- 9/30 at CIN:** Inactive
- 9/26 vs. ARI:** Inactive
- 9/19 vs. DEN:** Inactive
- 9/12 at HOU:** Inactive

COLLEGE

- Appeared in 25 games with 18 career starts and posted 65 tackles, including 11 tackles for a loss
- In 2019, he earned All-Pac-12 First Team honors and won USC Defensive Lineman of the Year for the second consecutive season when he recorded 42 tackles, including 6.5 tackles for loss
- In 2018, he appeared in 12 games and made 23 tackles and was named to Phil Steele's All-Pac-12 Second Team
- Redshirted in 2017

PERSONAL

- Made 2016 Prep Star All-American Dream Team, Tacoma News Tribune Western 100 and Orange County Register Fab 15 First Team as a senior defensive tackle at Bingham High in South Jordan, Utah
- As a junior in 2015, he was Salt Lake Tribune MVP while making 57 tackles and 10.5 sacks
- Also played rugby in high school
- Majored in sociology at USC

JAY TUFELE'S NFL REGULAR SEASON DEFENSIVE STATISTICS

| DATE | TEAM | GP | TACKLES | | | | | | | INTERCEPTIONS | | | | | O. FUMB | | | ST | | MISC | | | | | | | |
|-------------------|---------|----------|----------|----------|----------|----------|----------|----------|------------|---------------|----------|----------|----------|----------|----------|----------|----------|----------|----------|----------|----------|----------|----------|----------|----------|----------|---|
| | | | GS | TK | S | A | TFL | YDS | SK | YDS | QBH | NO | YDS | LG | TD | PD | FF | FR | TD | YDS | TK | S | A | FF | FR | S | A |
| 2021 | Jaguars | 2 | 0 | 1 | 0 | 1 | 0 | 0 | 0.0 | 0.0 | 0 | 0 | 0 | 0 | 0 | 0 | 0 | 0 | 0 | 0 | 0 | 0 | 0 | 0 | 0 | 0 | 0 |
| NFL TOTALS | | 2 | 0 | 1 | 0 | 1 | 0 | 0 | 0.0 | 0.0 | 0 | 0 | 0 | 0 | 0 | 0 | 0 | 0 | 0 | 0 | 0 | 0 | 0 | 0 | 0 | 0 | |

2021 GAME-BY-GAME REGULAR-SEASON STATISTICS (JAGUARS)

| DATE | OPPONENT | P/S | TACKLES | | | | | | | INTERCEPTIONS | | | | | O. FUMB | | | ST | | MISC | | | W/L | SCORE | | | | |
|--------------------|-------------|------------|----------|----------|----------|------------|------------|----------|----------|---------------|----------|----------|----------|----------|----------|----------|----------|----------|----------|----------|----------|----------|----------|----------|----------|----------|-------------|-------|
| | | | TK | S | A | SK | YDS | TFL | YDS | QBH | NO | YDS | LG | TD | PD | FF | FR | TD | YDS | TK | S | A | | | FF | FR | S | A |
| 09/12 | at Texans | | | | | | | | | | | | | | | | | | | | | | | | | | L | 21-37 |
| 09/19 | Broncos | | | | | | | | | | | | | | | | | | | | | | | | | | L | 13-23 |
| 09/26 | Cardinals | | | | | | | | | | | | | | | | | | | | | | | | | | L | 19-31 |
| 09/30 | at Bengals | | | | | | | | | | | | | | | | | | | | | | | | | | L | 21-24 |
| 10/10 | Titans | P | 0 | 0 | 0 | 0.0 | 0.0 | 0 | 0 | 0 | 0 | 0 | 0 | 0 | 0 | 0 | 0 | 0 | 0 | 0 | 0 | 0 | 0 | 0 | 0 | 0 | L | 19-37 |
| 10/17 | Dolphins | | | | | | | | | | | | | | | | | | | | | | | | | | W | 23-20 |
| 10/31 | at Seahawks | | | | | | | | | | | | | | | | | | | | | | | | | | L | 7-31 |
| 11/07 | Bills | | | | | | | | | | | | | | | | | | | | | | | | | | W | 9-6 |
| 11/14 | at Colts | | | | | | | | | | | | | | | | | | | | | | | | | | L | 17-23 |
| 11/21 | 49ers | | | | | | | | | | | | | | | | | | | | | | | | | | L | 10-30 |
| 11/28 | Falcons | | | | | | | | | | | | | | | | | | | | | | | | | | L | 14-21 |
| 12/05 | at Rams | P | 1 | 0 | 1 | 0.0 | 0.0 | 0 | 0 | 0 | 0 | 0 | 0 | 0 | 0 | 0 | 0 | 0 | 0 | 0 | 0 | 0 | 0 | 0 | 0 | 0 | L | 7-37 |
| 12/12 | at Titans | | | | | | | | | | | | | | | | | | | | | | | | | | L | 0-20 |
| 2021 TOTALS | | 2-0 | 1 | 0 | 1 | 0.0 | 0.0 | 0 | 0 | 0 | 0 | 0 | 0 | 0 | 0 | 0 | 0 | 0 | 0 | 0 | 0 | 0 | 0 | 0 | 0 | 0 | 2-11 | |





JIHAD WARD | 6



POSITION: DEFENSIVE LINEMAN

HT: 6-5 | **WT:** 290 | **DOB:** 5-11-1994

COLLEGE: ILLINOIS

HOMETOWN: PHILADELPHIA, PA.

ACQ: UFA (BAL)-'21

EXP: 6th YEAR



@JIHADWARD17



@haddy

KEY TRANSACTIONS

- Originally selected by Las Vegas in the second round (44th overall) of the 2016 Draft
- Acquired by Dallas in a trade with Oakland on 4/28/18 in exchange for WR Ryan Switzer
- Signed to Indianapolis' practice squad on 9/3/18... Activated to the Colts' 53-man roster on 9/13/18
- Signed by Baltimore on 10/7/19... Re-signed as an unrestricted free agent with Baltimore on 3/21/20
- Signed by Jacksonville as an unrestricted free agent on 3/17/21

PRO

2021 (Jaguars)

- **12/12 at TEN:** Saw action on defense and totaled 1.0 sack and one QB hit
- **12/5 at LAR:** Saw action on defense and recorded two total tackles
- **11/28 vs. ATL:** Saw action on defense and posted two total tackles
- **11/21 vs. S.F.:** Saw action on defense
- **11/14 at IND:** Saw action on defense and totaled one tackle
- **11/7 vs. BUF:** Saw action on defense
- **10/31 at SEA:** Saw action on defense and recorded one total tackle
- **10/17 vs. MIA:** Saw action on defense and had one total tackle and one QB hit
- **10/10 vs. TEN:** Saw action on defense and recorded three total tackles (one solo)
- **9/30 at CIN:** Saw action on defense and totaled two tackles (one solo)
- **9/26 vs. ARI:** Saw action on defense and recorded two total tackles (one solo), one tackle for loss and one QB hit
- **9/19 vs. DEN:** Saw action on defense and recorded two total tackles and one QB hit
- **9/12 at HOU:** Saw action on defense and special teams... Played the most snaps of any player that did not start on defense (43 plays)... Recorded four total tackles (two solo) and one QB hit

2020 (Ravens)

- Appeared in 10 games, totaling 16 tackles, a career-high-tying 3.0 sacks (2018) and eight quarterback hits... Helped Baltimore's defense rank No. 2 in both points allowed (18.9) and third-down efficiency (34.0%)... Also matched his career high with four tackles for loss and two passes defensed
- **12/27 vs. NYG:** Tallied Baltimore's first sack of the game and two QBHs in the 27-13 win... With his third sack of the season, Ward matched his single-season career high set in 2018
- **1/10 at TEN:** Posted three tackles, including one tackle for loss in the 20-13 Wild Card Playoff win

2019 (Ravens & Colts)

- Spent Weeks 1-4 with the Indianapolis Colts, appearing in three games and recorded one pass defensed
- After signing to the Ravens' 53-man roster in Week 6, recorded seven tackles, one sack and two fumble recoveries in 11 games, helping Baltimore's defense rank No. 3 in points (17.6) and No. 4 in yards (300.6) allowed per game... Played in 11 games with the Ravens
- **12/ 8 at BUF:** Recovered a fumble forced by OLB Matthew Judon that later led to a field goal, helping the Ravens clinch their second-consecutive playoff berth in the 24-17 victory

2018 (Colts)

- Finished with four tackles (all solo) and a career-high three sacks and three tackles for loss in six games before being placed on injured reserve with an ankle injury
- Was promoted to the Colts' 53-man roster on 9/13 after a short stint on the practice squad
- **9/16 at WAS:** Recorded 1.0 sack, one tackle for loss and tied a career high with three quarterback hits in his first game action of the 2018 campaign

2017 (Raiders)

- Finished with two tackles (one solo), 1.0 sack, one tackle for loss, and one quarterback hit in his second NFL season
- **12/24 at PHI:** Took down QB Nick Foles for a 9-yard loss, marking his first-career sack

2016 (Raiders)

- Totaled a career-high 30 tackles (14 solo), one fumble recovery and 10 QBHs in his rookie campaign... Played both defensive end and defensive tackle and was one of three Raiders rookies to play in all 16 games
- **9/11 at NO:** Debuted as Oakland's only rookie starter in Week 1 and tallied three tackles... Added one fumble recovery following a LB Bruce Irvin sack-fumble of QB Drew Brees on the opening series of the game
- **12/8 at KC:** Set a new career high with seven tackles (five solo)

COLLEGE

- Played two years at Illinois after transferring from Globe Institute of Technology (New York, N.Y.)... Totaled 104 tackles, 4.5 sacks, three forced fumbles, five fumble recoveries and three passes defensed in 25 games
- Started all 12 games on the defensive line as a senior, playing both defensive end and defensive tackle... Totaled 53 tackles, 1.5 sacks, one forced fumble, one fumble recovery, and two passes defensed... Earned All-Big Ten honorable mention
- As a junior, started all 13 games at DE... Totaled 51 tackles, 3.0 sacks, two forced fumbles, four fumble recoveries and one PD on the season... His four fumble recoveries ranked second in FBS and led the Big Ten... Named an All-Big Ten honorable mention honoree... Voted Illinois' Defensive Newcomer of the Year
- Played two seasons at Globe Institute of Technology, totaling 81 tackles and 10.0 sacks



- Appeared in seven games in 2013 at Globe Tech, racking up 26 tackles, 2.0 sacks and three tackles for loss

PERSONAL

- Interested in becoming a defensive line coach and investing in real estate after his playing career... Wants to purchase apartment buildings to rent to students on university campuses
- Earned All-City honors in Philadelphia in each of his final two prep seasons (2010-11)... Also played wide receiver in high school
- Majored in sport management at Illinois
- Attended Edward W. Bok Technical (Philadelphia, Pa) HS
- Began his high school career as a wide receiver and safety before eventually settling in at defensive end... Was named first-team All-City in 2011 and second-team All-City in 2010
- Played in Philadelphia Eagles Public vs. Non-Public City All-Star game at Lincoln Financial Field in spring 2012

JIHAD WARD'S NFL REGULAR SEASON DEFENSIVE STATISTICS

| DATE | TEAM | GP | TACKLES | | | | | | | INTERCEPTIONS | | | | | | | O. FUMB | | | ST | | | MISC | | | | |
|--------------------------------------|---------|-----------|-----------|-----------|-----------|-----------|-----------|-----------|------------|---------------|-----------|----------|----------|----------|----------|----------|----------|----------|----------|----------|----------|----------|----------|----------|----------|----------|---|
| | | | GS | TK | S | A | TFL | YDS | SK | YDS | QBH | NO | YDS | LG | TD | PD | FF | FR | TD | YDS | TK | S | A | FF | FR | S | A |
| 2016 | Raiders | 16 | 13 | 30 | 16 | 14 | 0 | 0 | 0.0 | 0.0 | 10 | 0 | 0 | 0 | 0 | 0 | 0 | 1 | 0 | 0 | 0 | 0 | 0 | 0 | 0 | 0 | 0 |
| 2017 | Raiders | 5 | 1 | 2 | 1 | 1 | 1 | 9 | 1.0 | 9.0 | 1 | 0 | 0 | 0 | 0 | 0 | 0 | 0 | 0 | 0 | 0 | 0 | 0 | 0 | 0 | 0 | |
| 2018 | Colts | 6 | 0 | 4 | 4 | 0 | 3 | 12 | 3.0 | 12.0 | 6 | 0 | 0 | 0 | 0 | 0 | 0 | 0 | 0 | 0 | 0 | 0 | 0 | 0 | 0 | 0 | |
| 2019 | Colts | 3 | 0 | 0 | 0 | 0 | 0 | 0 | 0.0 | 0.0 | 1 | 0 | 0 | 0 | 0 | 1 | 0 | 0 | 0 | 0 | 0 | 0 | 0 | 0 | 0 | 0 | |
| Went from Indianapolis to Baltimore. | | | | | | | | | | | | | | | | | | | | | | | | | | | |
| 2019 | Ravens | 11 | 0 | 7 | 3 | 4 | 1 | 8 | 1.0 | 8.0 | 4 | 0 | 0 | 0 | 0 | 0 | 2 | 0 | 2 | 0 | 0 | 0 | 0 | 0 | 0 | 0 | |
| 2019 | TOTAL | 14 | 0 | 7 | 3 | 4 | 1 | 8 | 1.0 | 8.0 | 5 | 0 | 0 | 0 | 0 | 1 | 0 | 2 | 0 | 2 | 0 | 0 | 0 | 0 | 0 | 0 | |
| 2020 | Ravens | 10 | 0 | 16 | 7 | 9 | 4 | 27 | 3.0 | 23.0 | 8 | 0 | 0 | 0 | 2 | 0 | 0 | 0 | 0 | 0 | 0 | 0 | 0 | 0 | 0 | 0 | |
| 2021 | Jaguars | 13 | 0 | 22 | 7 | 15 | 2 | 10 | 1.0 | 8.0 | 5 | 0 | 0 | 0 | 0 | 0 | 0 | 0 | 0 | 0 | 0 | 0 | 0 | 0 | 0 | 0 | |
| NFL TOTALS | | 64 | 14 | 81 | 38 | 43 | 11 | 66 | 9.0 | 60.0 | 35 | 0 | 0 | 0 | 0 | 3 | 0 | 3 | 0 | 2 | 0 | 0 | 0 | 0 | 0 | 0 | |

JIHAD WARD'S NFL POSTSEASON DEFENSIVE STATISTICS

| DATE | TEAM | GP | TACKLES | | | | | | | INTERCEPTIONS | | | | | | | O. FUMB | | | ST | | | MISC | | | |
|-------------------|---------|----------|----------|----------|----------|----------|----------|-----------|------------|---------------|----------|----------|----------|----------|----------|----------|----------|----------|----------|----------|----------|----------|----------|----------|----------|----------|
| | | | GS | TK | S | A | TFL | YDS | SK | YDS | QBH | NO | YDS | LG | TD | PD | FF | FR | TD | YDS | TK | S | A | FF | FR | S |
| 2016 | Raiders | 0 | 0 | 0 | 0 | 0 | 0 | 0 | 0.0 | 0.0 | 0 | 0 | 0 | 0 | 0 | 0 | 0 | 0 | 0 | 0 | 0 | 0 | 0 | 0 | 0 | 0 |
| 2018 | Colts | 0 | 0 | 0 | 0 | 0 | 0 | 0 | 0.0 | 0.0 | 0 | 0 | 0 | 0 | 0 | 0 | 0 | 0 | 0 | 0 | 0 | 0 | 0 | 0 | 0 | 0 |
| 2019 | Ravens | 1 | 0 | 2 | 2 | 0 | 0 | 0 | 0.0 | 0.0 | 2 | 0 | 0 | 0 | 0 | 0 | 0 | 0 | 0 | 0 | 0 | 0 | 0 | 0 | 0 | 0 |
| 2020 | Ravens | 2 | 0 | 3 | 3 | 0 | 1 | 10 | 0.0 | 0.0 | 0 | 0 | 0 | 0 | 0 | 0 | 0 | 0 | 0 | 0 | 0 | 0 | 0 | 0 | 0 | 0 |
| NFL TOTALS | | 3 | 0 | 5 | 5 | 0 | 1 | 10 | 0.0 | 0.0 | 2 | 0 | 0 | 0 | 0 | 0 | 0 | 0 | 0 | 0 | 0 | 0 | 0 | 0 | 0 | 0 |

SINGLE-GAME HIGHS: DEFENSIVE

| | | | |
|------------------------|--|---|--|
| Total Tackles | 7 at Kansas City Chiefs, Dec 08, 2016 6 vs. Cleveland Browns, Sep 13, 2020 | Fumble Recoveries | 1 vs. New York Jets, Dec 12, 2019 1 at Buffalo Bills, Dec 08, 2019 ...1 more at 1. |
| Sacks | 1.0 vs. New York Giants, Dec 27, 2020 1.0 vs. Dallas Cowboys, Dec 08, 2020 ...6 more at 1.0. | Tackles For Loss | 1 vs. New York Giants, Dec 27, 2020 1 vs. Dallas Cowboys, Dec 08, 2020 ...7 more at 1. |
| Passes Defensed | 1 at Cincinnati Bengals, Jan 03, 2021 1 at Cleveland Browns, Dec 14, 2020 ...1 more at 1. | Longest Opponent's Fumble Return | 2 at Buffalo Bills, Dec 08, 2019 |

SINGLE-GAME HIGHS - POSTSEASON: DEFENSIVE

| | | | |
|----------------------|---|-------------------------|-------------------------------------|
| Total Tackles | 3 at Tennessee Titans, Jan 10, 2021 2 vs. Tennessee Titans, Jan 11, 2020 | Tackles For Loss | 1 at Tennessee Titans, Jan 10, 2021 |
|----------------------|---|-------------------------|-------------------------------------|

2021 GAME-BY-GAME REGULAR-SEASON STATISTICS (JAGUARS)

| DATE | OPPONENT | P/S | TACKLES | | | | | | | INTERCEPTIONS | | | | | | | O. FUMB | | | ST | | | MISC | | | | |
|--------------------|-------------|-------------|-----------|----------|-----------|------------|------------|----------|-----------|---------------|----------|----------|----------|----------|----------|----------|----------|----------|----------|----------|----------|----------|----------|----------|----------|-------------|-------|
| | | | TK | S | A | SK | YDS | TFL | YDS | QBH | NO | YDS | LG | TD | PD | FF | FR | TD | YDS | TK | S | A | FF | FR | S | A | W/L |
| 09/12 | at Texans | P | 4 | 2 | 2 | 0.0 | 0.0 | 0 | 0 | 1 | 0 | 0 | 0 | 0 | 0 | 0 | 0 | 0 | 0 | 0 | 0 | 0 | 0 | 0 | 0 | L | 21-37 |
| 09/19 | Broncos | P | 2 | 0 | 2 | 0.0 | 0.0 | 0 | 0 | 1 | 0 | 0 | 0 | 0 | 0 | 0 | 0 | 0 | 0 | 0 | 0 | 0 | 0 | 0 | L | 13-23 | |
| 09/26 | Cardinals | P | 2 | 1 | 1 | 0.0 | 0.0 | 1 | 2 | 1 | 0 | 0 | 0 | 0 | 0 | 0 | 0 | 0 | 0 | 0 | 0 | 0 | 0 | 0 | L | 19-31 | |
| 09/30 | at Bengals | P | 2 | 1 | 1 | 0.0 | 0.0 | 0 | 0 | 0 | 0 | 0 | 0 | 0 | 0 | 0 | 0 | 0 | 0 | 0 | 0 | 0 | 0 | 0 | L | 21-24 | |
| 10/10 | Titans | P | 3 | 1 | 2 | 0.0 | 0.0 | 0 | 0 | 0 | 0 | 0 | 0 | 0 | 0 | 0 | 0 | 0 | 0 | 0 | 0 | 0 | 0 | 0 | L | 19-37 | |
| 10/17 | Dolphins | P | 1 | 0 | 1 | 0.0 | 0.0 | 0 | 0 | 1 | 0 | 0 | 0 | 0 | 0 | 0 | 0 | 0 | 0 | 0 | 0 | 0 | 0 | 0 | W | 23-20 | |
| 10/31 | at Seahawks | P | 1 | 0 | 1 | 0.0 | 0.0 | 0 | 0 | 0 | 0 | 0 | 0 | 0 | 0 | 0 | 0 | 0 | 0 | 0 | 0 | 0 | 0 | 0 | L | 7-31 | |
| 11/07 | Bills | P | 0 | 0 | 0 | 0.0 | 0.0 | 0 | 0 | 0 | 0 | 0 | 0 | 0 | 0 | 0 | 0 | 0 | 0 | 0 | 0 | 0 | 0 | 0 | W | 9-6 | |
| 11/14 | at Colts | P | 1 | 0 | 1 | 0.0 | 0.0 | 0 | 0 | 0 | 0 | 0 | 0 | 0 | 0 | 0 | 0 | 0 | 0 | 0 | 0 | 0 | 0 | 0 | L | 17-23 | |
| 11/21 | 49ers | P | 1 | 0 | 1 | 0.0 | 0.0 | 0 | 0 | 0 | 0 | 0 | 0 | 0 | 0 | 0 | 0 | 0 | 0 | 0 | 0 | 0 | 0 | 0 | L | 10-30 | |
| 11/28 | Falcons | P | 2 | 0 | 2 | 0.0 | 0.0 | 0 | 0 | 0 | 0 | 0 | 0 | 0 | 0 | 0 | 0 | 0 | 0 | 0 | 0 | 0 | 0 | 0 | L | 14-21 | |
| 12/05 | at Rams | P | 2 | 1 | 1 | 0.0 | 0.0 | 0 | 0 | 0 | 0 | 0 | 0 | 0 | 0 | 0 | 0 | 0 | 0 | 0 | 0 | 0 | 0 | 0 | L | 7-37 | |
| 12/12 | at Titans | P | 1 | 1 | 0 | 1.0 | 8.0 | 1 | 8 | 1 | 0 | 0 | 0 | 0 | 0 | 0 | 0 | 0 | 0 | 0 | 0 | 0 | 0 | 0 | L | 0-20 | |
| 2021 TOTALS | | 13-0 | 22 | 7 | 15 | 1.0 | 8.0 | 2 | 10 | 5 | 0 | 0 | 0 | 0 | 0 | 0 | 0 | 0 | 0 | 0 | 0 | 0 | 0 | 0 | 0 | 2-11 | |



2020 GAME-BY-GAME REGULAR-SEASON STATISTICS (RAVENS)

| DATE | OPPONENT | P/S | TACKLES | | | | | | | INTERCEPTIONS | | | | | O. FUMB | | | | ST | | | | MISC | | | SCORE | |
|--------------------|---------------|-------------|-----------|----------|----------|------------|-------------|----------|-----------|---------------|------------------|----------|----------|----------|----------|----------|----------|----------|----------|----------|----------|----------|----------|----------|----------|-------------|------|
| | | | TK | S | A | SK | YDS | TFL | YDS | QBH | NO | YDS | LG | TD | PD | FF | FR | TD | YDS | TK | S | A | FF | FR | S | | A |
| 09/13 | Browns | P | 6 | 1 | 5 | 0.0 | 0.0 | 0 | 0 | 0 | 0 | 0 | 0 | 0 | 0 | 0 | 0 | 0 | 0 | 0 | 0 | 0 | 0 | 0 | 0 | W | 38-6 |
| 09/20 | at Texans | P | 2 | 0 | 2 | 0.0 | 0.0 | 0 | 0 | 0 | 0 | 0 | 0 | 0 | 0 | 0 | 0 | 0 | 0 | 0 | 0 | 0 | 0 | 0 | W | 33-16 | |
| 09/28 | Chiefs | P | 2 | 2 | 0 | 0.0 | 0.0 | 1 | 4 | 0 | 0 | 0 | 0 | 0 | 0 | 0 | 0 | 0 | 0 | 0 | 0 | 0 | 0 | 0 | L | 20-34 | |
| 10/04 | at Washington | P | 0 | 0 | 0 | 0.0 | 0.0 | 0 | 0 | 0 | 0 | 0 | 0 | 0 | 0 | 0 | 0 | 0 | 0 | 0 | 0 | 0 | 0 | 0 | W | 31-17 | |
| 10/11 | Bengals | P | 0 | 0 | 0 | 0.0 | 0.0 | 0 | 0 | 1 | 0 | 0 | 0 | 0 | 0 | 0 | 0 | 0 | 0 | 0 | 0 | 0 | 0 | 0 | W | 27-3 | |
| 10/18 | at Eagles | P | 2 | 1 | 1 | 1.0 | 7.0 | 1 | 7 | 1 | 0 | 0 | 0 | 0 | 0 | 0 | 0 | 0 | 0 | 0 | 0 | 0 | 0 | 0 | W | 30-28 | |
| 11/01 | Steelers | | | | | | | | | | ON INACTIVE LIST | | | | | | | | | | | | | L | 24-28 | | |
| 11/08 | at Colts | | | | | | | | | | ON INACTIVE LIST | | | | | | | | | | | | | W | 24-10 | | |
| 11/15 | at Patriots | | | | | | | | | | ON INACTIVE LIST | | | | | | | | | | | | | L | 17-23 | | |
| 11/22 | Titans | | | | | | | | | | ON INACTIVE LIST | | | | | | | | | | | | | L | 24-30+ | | |
| 12/02 | at Steelers | | | | | | | | | | RESERVE/COVID-19 | | | | | | | | | | | | | L | 14-19 | | |
| 12/08 | Cowboys | P | 1 | 1 | 0 | 1.0 | 8.0 | 1 | 8 | 4 | 0 | 0 | 0 | 0 | 0 | 0 | 0 | 0 | 0 | 0 | 0 | 0 | 0 | 0 | W | 34-17 | |
| 12/14 | at Browns | P | 1 | 0 | 1 | 0.0 | 0.0 | 0 | 0 | 0 | 0 | 0 | 0 | 0 | 1 | 0 | 0 | 0 | 0 | 0 | 0 | 0 | 0 | 0 | W | 47-42 | |
| 12/20 | Jaguars | | | | | | | | | | ON INACTIVE LIST | | | | | | | | | | | | | W | 40-14 | | |
| 12/27 | Giants | P | 1 | 1 | 0 | 1.0 | 8.0 | 1 | 8 | 2 | 0 | 0 | 0 | 0 | 0 | 0 | 0 | 0 | 0 | 0 | 0 | 0 | 0 | 0 | W | 27-13 | |
| 01/03 | at Bengals | P | 1 | 1 | 0 | 0.0 | 0.0 | 0 | 0 | 0 | 0 | 0 | 0 | 0 | 1 | 0 | 0 | 0 | 0 | 0 | 0 | 0 | 0 | 0 | W | 38-3 | |
| 2020 TOTALS | | 10-0 | 16 | 7 | 9 | 3.0 | 23.0 | 4 | 27 | 8 | 0 | 0 | 0 | 0 | 2 | 0 | 0 | 0 | 0 | 0 | 0 | 0 | 0 | 0 | 0 | 11-5 | |

+ - Overtime

2020 GAME-BY-GAME POSTSEASON STATISTICS (RAVENS)

| DATE | OPPONENT | P/S | TACKLES | | | | | | | INTERCEPTIONS | | | | | O. FUMB | | | | ST | | | | MISC | | | SCORE | |
|--------------------|-----------|------------|----------|----------|----------|------------|------------|----------|-----------|---------------|----------|----------|----------|----------|----------|----------|----------|----------|----------|----------|----------|----------|----------|----------|----------|------------|-------|
| | | | TK | S | A | SK | YDS | TFL | YDS | QBH | NO | YDS | LG | TD | PD | FF | FR | TD | YDS | TK | S | A | FF | FR | S | | A |
| 01/10 | at Titans | P | 3 | 3 | 0 | 0.0 | 0.0 | 1 | 10 | 0 | 0 | 0 | 0 | 0 | 0 | 0 | 0 | 0 | 0 | 0 | 0 | 0 | 0 | 0 | 0 | W | 20-13 |
| 01/16 | at Bills | P | 0 | 0 | 0 | 0.0 | 0.0 | 0 | 0 | 0 | 0 | 0 | 0 | 0 | 0 | 0 | 0 | 0 | 0 | 0 | 0 | 0 | 0 | 0 | 0 | L | 3-17 |
| 2020 TOTALS | | 2-0 | 3 | 3 | 0 | 0.0 | 0.0 | 1 | 10 | 0 | 0 | 0 | 0 | 0 | 0 | 0 | 0 | 0 | 0 | 0 | 0 | 0 | 0 | 0 | 0 | 1-1 | |





DAMIEN WILSON | 54



POSITION: LINEBACKER

HT: 6-0 | **WT:** 260 | **DOB:** 5-28-1993

COLLEGE: MINNESOTA

HOMETOWN: GLOSTER, MISS.

ACQ: UFA (K.C.)-'21

EXP: 7th YEAR



@dwilson_6



@d_will6

KEY TRANSACTIONS

- Originally selected by Dallas in the fourth round (127th overall) in the 2015 Draft
- Signed by Kansas City on 3/14/19
- Signed by Jacksonville as an unrestricted free agent on 4/2/21

PRO

2021 (Jaguars)

- **12/12 at TEN:** Started at linebacker and tied a team-high with 10 total tackles (six solo), including 1.0 sack and two tackles for loss, and one QB hit
- **12/5 at LAR:** Started at linebacker and recorded six total tackles (two solo)
- **11/28 vs. ATL:** Started at linebacker and posted two total tackles... Left the game in the fourth quarter with an ankle injury
- **11/21 vs. S.F.:** Started at linebacker and recorded eight total tackles (four solo), including 1.0 sack and one tackle for loss
- **11/14 at IND:** Started at linebacker and recorded four tackles (two solo)
- **11/7 vs. BUF:** Started at linebacker and posted seven total tackles (five solo), one QB hit and one pass defended
- **10/31 at SEA:** Started at linebacker and recorded eight total tackles (four solo)... Recorded at least five tackles for the seventh straight game
- **10/17 vs. MIA:** Started at linebacker and tallied a team-high 12 tackles which tied the record for most tackles by a Jaguars player in their eight international games set by LB Paul Posluszny in 2013
- **10/10 vs. TEN:** Started at linebacker and recorded five total tackles (four solo), including one tackle for loss
- **9/30 at CIN:** Started at linebacker and recorded six tackles (three solo)
- **9/26 vs. ARI:** Started at linebacker and recorded nine total tackles (six solo)
- **9/19 vs. DEN:** Started at linebacker and tallied five total tackles (two solo)
- **9/12 at HOU:** Started at linebacker and recorded seven total tackles (one solo) in Jaguars debut

2020 (Chiefs)

- Made 13 starts at linebacker... Finished the season with 70 total tackles (43 solo), three tackles for loss, one passes defended and one forced fumble... Added three special teams tackles

2019 (Chiefs)

- Started all 16 games and all three post season contests... Amassed a career-high 85 total tackles (53 solo), three tackles for loss, 1.5 sacks, four quarterback hits
- Won Super Bowl LIV... Finished the game with four total tackles
- **10/6 at IND:** Had a career high 12 total tackles

2018 (Cowboys)

- Played in all 16 games making seven starts... Totaled 36 tackles (23 solo), three tackles for loss, one sack and one forced fumble... Added six special teams tackles

2017 (Cowboys)

- Saw action in all 16 games with nine starts... Had 39 total tackles (26 solo) one sack, four quarterback hits and one pass defended... Also had six special teams tackles

2016 (Cowboys)

- Appeared in 16 games with six starts... Finished with 30 tackles (23 solo), four tackles for loss, two quarterback hits and one pass defended... Added four special teams tackles

2015 (Cowboys)

- In his rookie season, saw action in all 16 contests... Totaled seven tackles (four solo), one tackle for loss and eight special teams tackles
- **9/13 vs. NYG:** Made NFL debut on special teams

COLLEGE

- Appeared in 26 games (24 starts) at Minnesota in two seasons (2013-14)
- As a senior he led the team with 119 tackles, the most tackles by a Gopher since Kim Royston made 123 in 2011, a team-high 10.5 tackles for loss and tied for the team-lead with 4.0 sacks... Also recorded one interception, four pass breakups, one forced fumble and two fumble recoveries
- Named to the media's All-Big Ten First Team, the coaches' All-Big Ten Second-Team and received the team's Carl Eller Award (outstanding defensive player) and Linebacker of the Year honors as a senior
- In his first season at Minnesota, he was second on the team with 78 tackles and recorded 5.5 tackles for loss and 1.0 sack
- Transferred to Jones County Junior College as a sophomore and led the Mississippi Association of Community & Junior Colleges (MACJC), and was fourth in the nation, with a team-high 122 tackles (76 solo) at linebacker while starting all nine games. Also posted six tackles for loss, 2.0 sacks and two pass breakups
- As a true freshman at Alcorn State, tallied a team-best 69 tackles, 16 tackles for loss and 6.5 sacks while starting nine-of-10 games at defensive end

PERSONAL



- Attended Amite County High School in Liberty, Miss.
- Majored in business and marketing education at Minnesota

DAMIEN WILSON'S NFL REGULAR SEASON DEFENSIVE STATISTICS

| DATE | TEAM | GP | TACKLES | | | | | | | | INTERCEPTIONS | | | | | O. FUMB | | | | ST | | | | MISC | | | |
|-------------------|---------|------------|-----------|------------|------------|------------|-----------|-----------|------------|-------------|---------------|----------|----------|----------|----------|----------|----------|----------|----------|-----------|-----------|----------|----------|----------|----------|----------|---|
| | | | GS | TK | S | A | TFL | YDS | SK | YDS | QBH | NO | YDS | LG | TD | PD | FF | FR | TD | YDS | TK | S | A | FF | FR | S | A |
| 2015 | Cowboys | 16 | 0 | 7 | 4 | 3 | 1 | 1 | 0.0 | 0.0 | 0 | 0 | 0 | 0 | 0 | 0 | 0 | 0 | 0 | 0 | 8 | 6 | 2 | 0 | 0 | 0 | 0 |
| 2016 | Cowboys | 16 | 6 | 30 | 23 | 7 | 4 | 10 | 0.5 | 4.0 | 2 | 0 | 0 | 0 | 1 | 0 | 0 | 0 | 0 | 0 | 4 | 4 | 0 | 0 | 0 | 0 | |
| 2017 | Cowboys | 16 | 9 | 29 | 17 | 12 | 1 | 1 | 1.0 | 1.0 | 4 | 0 | 0 | 0 | 1 | 0 | 0 | 0 | 0 | 6 | 4 | 2 | 0 | 0 | 0 | 0 | |
| 2018 | Cowboys | 16 | 7 | 32 | 25 | 7 | 2 | 7 | 1.0 | 13.0 | 5 | 0 | 0 | 0 | 0 | 1 | 0 | 0 | 0 | 5 | 3 | 2 | 0 | 0 | 0 | 0 | |
| 2019 | Chiefs | 16 | 16 | 81 | 52 | 29 | 3 | 12 | 1.5 | 9.5 | 4 | 0 | 0 | 0 | 1 | 1 | 0 | 0 | 0 | 0 | 0 | 0 | 0 | 0 | 0 | 0 | |
| 2020 | Chiefs | 13 | 13 | 70 | 43 | 27 | 3 | 4 | 0.0 | 0.0 | 0 | 0 | 0 | 0 | 1 | 1 | 0 | 0 | 0 | 3 | 3 | 0 | 0 | 0 | 0 | 0 | |
| 2021 | Jaguars | 13 | 13 | 89 | 50 | 39 | 5 | 21 | 2.0 | 13.0 | 3 | 0 | 0 | 0 | 1 | 0 | 0 | 0 | 0 | 1 | 1 | 0 | 0 | 0 | 0 | 0 | |
| NFL TOTALS | | 106 | 64 | 338 | 214 | 124 | 19 | 56 | 6.0 | 40.5 | 18 | 0 | 0 | 0 | 5 | 3 | 0 | 0 | 0 | 27 | 21 | 6 | 0 | 0 | 0 | 0 | |

DAMIEN WILSON'S NFL POSTSEASON DEFENSIVE STATISTICS

| DATE | TEAM | GP | TACKLES | | | | | | | | INTERCEPTIONS | | | | | O. FUMB | | | | ST | | | | MISC | | |
|-------------------|---------|----------|----------|-----------|-----------|-----------|----------|----------|------------|------------|---------------|----------|----------|----------|----------|----------|----------|----------|----------|----------|----------|----------|----------|----------|----------|----------|
| | | | GS | TK | S | A | TFL | YDS | SK | YDS | QBH | NO | YDS | LG | TD | PD | FF | FR | TD | YDS | TK | S | A | FF | FR | S |
| 2016 | Cowboys | 1 | 0 | 1 | 1 | 0 | 0 | 0 | 0.0 | 0.0 | 0 | 0 | 0 | 0 | 0 | 0 | 0 | 0 | 0 | 0 | 0 | 0 | 0 | 0 | 0 | 0 |
| 2018 | Cowboys | 2 | 0 | 2 | 0 | 2 | 0 | 0 | 0.0 | 0.0 | 0 | 0 | 0 | 0 | 0 | 0 | 0 | 0 | 0 | 0 | 0 | 0 | 0 | 0 | 0 | 0 |
| 2019 | Chiefs | 3 | 3 | 19 | 13 | 6 | 1 | 2 | 0.0 | 0.0 | 0 | 0 | 0 | 0 | 0 | 0 | 0 | 0 | 0 | 0 | 0 | 0 | 0 | 0 | 0 | 0 |
| 2020 | Chiefs | 3 | 3 | 14 | 9 | 5 | 1 | 3 | 0.0 | 0.0 | 0 | 0 | 0 | 0 | 1 | 0 | 0 | 0 | 0 | 0 | 0 | 0 | 0 | 0 | 0 | 0 |
| NFL TOTALS | | 9 | 6 | 36 | 23 | 13 | 2 | 5 | 0.0 | 0.0 | 0 | 0 | 0 | 0 | 1 | 0 | 0 | 0 | 0 | 0 | 0 | 0 | 0 | 0 | 0 | 0 |

SINGLE-GAME HIGHS: DEFENSIVE

| | | | |
|------------------------|---|-------------------------------------|--|
| Total Tackles | 12 vs. Miami Dolphins, Oct 17, 2021 12 vs. Indianapolis Colts, Oct 06, 2019 | Tackles For Loss | 3 at Philadelphia Eagles, Jan 01, 2017 2 at Tennessee Titans, Dec 12, 2021 ...1 more at 2. |
| Sacks | 1.0 at Tennessee Titans, Dec 12, 2021 1.0 vs. San Francisco 49ers, Nov 21, 2021 ...3 more at 1.0. | Safeties | 1 at Philadelphia Eagles, Nov 11, 2018 |
| Passes Defensed | 1 vs. Buffalo Bills, Nov 07, 2021 1 at Baltimore Ravens, Sep 28, 2020 ...3 more at 1. | Special Teams Tackles | 2 at Oakland Raiders, Dec 17, 2017 2 at San Francisco 49ers, Oct 22, 2017 ...2 more at 2. |
| Forced Fumbles | 1 at Baltimore Ravens, Sep 28, 2020 1 at Jacksonville Jaguars, Sep 08, 2019 ...1 more at 1. | Special Teams Forced Fumbles | 1 at Oakland Raiders, Dec 17, 2017 |

SINGLE-GAME HIGHS - POSTSEASON: DEFENSIVE

| | | | |
|------------------------|--|-------------------------|---|
| Total Tackles | 10 at Tampa Bay Buccaneers, Feb 07, 2021 8 vs. Houston Texans, Jan 12, 2020 | Tackles For Loss | 1 at Tampa Bay Buccaneers, Feb 07, 2021 1 vs. Tennessee Titans, Jan 19, 2020 |
| Passes Defensed | 1 vs. Cleveland Browns, Jan 17, 2021 | | |

2021 GAME-BY-GAME REGULAR-SEASON STATISTICS (JAGUARS)

| DATE | OPPONENT | P/S | TACKLES | | | | | | | | INTERCEPTIONS | | | | | O. FUMB | | | | ST | | | | MISC | | | |
|--------------------|-------------|--------------|-----------|-----------|-----------|------------|-------------|----------|-----------|----------|---------------|----------|----------|----------|----------|----------|----------|----------|----------|----------|----------|----------|----------|----------|----------|-------------|-------|
| | | | TK | S | A | SK | YDS | TFL | YDS | QBH | NO | YDS | LG | TD | PD | FF | FR | TD | YDS | TK | S | A | FF | FR | S | A | W/L |
| 09/12 | at Texans | S | 7 | 1 | 6 | 0.0 | 0.0 | 0 | 0 | 0 | 0 | 0 | 0 | 0 | 0 | 0 | 0 | 0 | 0 | 0 | 0 | 0 | 0 | 0 | 0 | L | 21-37 |
| 09/19 | Broncos | S | 5 | 2 | 3 | 0.0 | 0.0 | 0 | 0 | 0 | 0 | 0 | 0 | 0 | 0 | 0 | 0 | 0 | 0 | 1 | 1 | 0 | 0 | 0 | 0 | L | 13-23 |
| 09/26 | Cardinals | S | 9 | 6 | 3 | 0.0 | 0.0 | 0 | 0 | 0 | 0 | 0 | 0 | 0 | 0 | 0 | 0 | 0 | 0 | 0 | 0 | 0 | 0 | 0 | 0 | L | 19-31 |
| 09/30 | at Bengals | S | 6 | 3 | 3 | 0.0 | 0.0 | 0 | 0 | 0 | 0 | 0 | 0 | 0 | 0 | 0 | 0 | 0 | 0 | 0 | 0 | 0 | 0 | 0 | 0 | L | 21-24 |
| 10/10 | Titans | S | 6 | 4 | 2 | 0.0 | 0.0 | 1 | 1 | 0 | 0 | 0 | 0 | 0 | 0 | 0 | 0 | 0 | 0 | 0 | 0 | 0 | 0 | 0 | 0 | L | 19-37 |
| 10/17 | Dolphins | S | 12 | 9 | 3 | 0.0 | 0.0 | 0 | 0 | 0 | 0 | 0 | 0 | 0 | 0 | 0 | 0 | 0 | 0 | 0 | 0 | 0 | 0 | 0 | 0 | W | 23-20 |
| 10/31 | at Seahawks | S | 7 | 4 | 3 | 0.0 | 0.0 | 0 | 0 | 0 | 0 | 0 | 0 | 0 | 0 | 0 | 0 | 0 | 0 | 0 | 0 | 0 | 0 | 0 | 0 | L | 7-31 |
| 11/07 | Bills | S | 7 | 5 | 2 | 0.0 | 0.0 | 0 | 0 | 1 | 0 | 0 | 0 | 0 | 1 | 0 | 0 | 0 | 0 | 0 | 0 | 0 | 0 | 0 | 0 | W | 9-6 |
| 11/14 | at Colts | S | 4 | 2 | 2 | 0.0 | 0.0 | 0 | 0 | 0 | 0 | 0 | 0 | 0 | 0 | 0 | 0 | 0 | 0 | 0 | 0 | 0 | 0 | 0 | 0 | L | 17-23 |
| 11/21 | 49ers | S | 8 | 4 | 4 | 1.0 | 6.0 | 2 | 8 | 1 | 0 | 0 | 0 | 0 | 0 | 0 | 0 | 0 | 0 | 0 | 0 | 0 | 0 | 0 | 0 | L | 10-30 |
| 11/28 | Falcons | S | 2 | 2 | 0 | 0.0 | 0.0 | 0 | 0 | 0 | 0 | 0 | 0 | 0 | 0 | 0 | 0 | 0 | 0 | 0 | 0 | 0 | 0 | 0 | 0 | L | 14-21 |
| 12/05 | at Rams | S | 6 | 2 | 4 | 0.0 | 0.0 | 0 | 0 | 0 | 0 | 0 | 0 | 0 | 0 | 0 | 0 | 0 | 0 | 0 | 0 | 0 | 0 | 0 | 0 | L | 7-37 |
| 12/12 | at Titans | S | 10 | 6 | 4 | 1.0 | 7.0 | 2 | 12 | 1 | 0 | 0 | 0 | 0 | 0 | 0 | 0 | 0 | 0 | 0 | 0 | 0 | 0 | 0 | 0 | L | 0-20 |
| 2021 TOTALS | | 13-13 | 89 | 50 | 39 | 2.0 | 13.0 | 5 | 21 | 3 | 0 | 0 | 0 | 0 | 1 | 0 | 0 | 0 | 0 | 1 | 1 | 0 | 0 | 0 | 0 | 2-11 | |



2020 GAME-BY-GAME REGULAR-SEASON STATISTICS (CHIEFS)

| DATE | OPPONENT | P/S | TACKLES | | | | | | | INTERCEPTIONS | | | | | O. FUMB | | | | ST | | | | MISC | | W/L | SCORE | |
|--------------------|---------------|--------------|-----------|-----------|-----------|------------|------------|----------|----------|---------------|----------|----------|----------|----------|----------|----------|----------|----------|----------|----------|----------|----------|----------|----------|----------|-------------|-------|
| | | | TK | S | A | SK | YDS | TFL | YDS | QBH | NO | YDS | LG | TD | PD | FF | FR | TD | YDS | TK | S | A | FF | FR | | | S |
| 09/10 | Texans | S | 2 | 1 | 1 | 0.0 | 0.0 | 0 | 0 | 0 | 0 | 0 | 0 | 0 | 0 | 0 | 0 | 0 | 0 | 0 | 0 | 0 | 0 | 0 | 0 | W | 34-20 |
| 09/20 | at Chargers | S | 11 | 7 | 4 | 0.0 | 0.0 | 1 | 1 | 0 | 0 | 0 | 0 | 0 | 0 | 0 | 0 | 0 | 0 | 0 | 0 | 0 | 0 | 0 | W | 23-20+ | |
| 09/28 | at Ravens | S | 4 | 2 | 2 | 0.0 | 0.0 | 0 | 0 | 0 | 0 | 0 | 0 | 0 | 1 | 1 | 0 | 0 | 0 | 0 | 0 | 0 | 0 | 0 | W | 34-20 | |
| 10/05 | Patriots | S | 3 | 2 | 1 | 0.0 | 0.0 | 0 | 0 | 0 | 0 | 0 | 0 | 0 | 0 | 0 | 0 | 0 | 1 | 1 | 0 | 0 | 0 | 0 | W | 26-10 | |
| 10/11 | Raiders | S | 9 | 3 | 6 | 0.0 | 0.0 | 1 | 1 | 0 | 0 | 0 | 0 | 0 | 0 | 0 | 0 | 0 | 0 | 0 | 0 | 0 | 0 | 0 | L | 32-40 | |
| 10/19 | at Bills | S | 6 | 5 | 1 | 0.0 | 0.0 | 0 | 0 | 0 | 0 | 0 | 0 | 0 | 0 | 0 | 0 | 0 | 1 | 1 | 0 | 0 | 0 | 0 | W | 26-17 | |
| 10/25 | at Broncos | S | 8 | 6 | 2 | 0.0 | 0.0 | 0 | 0 | 0 | 0 | 0 | 0 | 0 | 0 | 0 | 0 | 0 | 0 | 0 | 0 | 0 | 0 | 0 | W | 43-16 | |
| 11/01 | Jets | S | 7 | 6 | 1 | 0.0 | 0.0 | 0 | 0 | 0 | 0 | 0 | 0 | 0 | 0 | 0 | 0 | 0 | 0 | 0 | 0 | 0 | 0 | 0 | W | 35-9 | |
| 11/08 | Panthers | S | 2 | 2 | 0 | 0.0 | 0.0 | 0 | 0 | 0 | 0 | 0 | 0 | 0 | 0 | 0 | 0 | 0 | 0 | 0 | 0 | 0 | 0 | 0 | W | 33-31 | |
| 11/22 | at Raiders | S | 6 | 3 | 3 | 0.0 | 0.0 | 0 | 0 | 0 | 0 | 0 | 0 | 0 | 0 | 0 | 0 | 0 | 0 | 0 | 0 | 0 | 0 | 0 | W | 35-31 | |
| 11/29 | at Buccaneers | S | 2 | 0 | 2 | 0.0 | 0.0 | 0 | 0 | 0 | 0 | 0 | 0 | 0 | 0 | 0 | 0 | 0 | 1 | 1 | 0 | 0 | 0 | 0 | W | 27-24 | |
| 12/06 | Broncos | S | 5 | 2 | 3 | 0.0 | 0.0 | 0 | 0 | 0 | 0 | 0 | 0 | 0 | 0 | 0 | 0 | 0 | 0 | 0 | 0 | 0 | 0 | 0 | W | 22-16 | |
| 12/13 | at Dolphins | | | | | | | | | | | | | | | | | | | | | | | | W | 33-27 | |
| 12/20 | at Saints | | | | | | | | | | | | | | | | | | | | | | | | W | 32-29 | |
| 12/27 | Falcons | | | | | | | | | | | | | | | | | | | | | | | | W | 17-14 | |
| 01/03 | Chargers | | | | | | | | | | | | | | | | | | | | | | | | L | 21-38 | |
| 2020 TOTALS | | 12-12 | 65 | 39 | 26 | 0.0 | 0.0 | 2 | 2 | 0 | 0 | 0 | 0 | 0 | 0 | 0 | 0 | 0 | 3 | 3 | 0 | 0 | 0 | 0 | 0 | 14-2 | |

+ - Overtime

2020 GAME-BY-GAME POSTSEASON STATISTICS (CHIEFS)

| DATE | OPPONENT | P/S | TACKLES | | | | | | | INTERCEPTIONS | | | | | O. FUMB | | | | ST | | | | MISC | | W/L | SCORE | |
|--------------------|---------------|------------|-----------|----------|----------|------------|------------|----------|----------|---------------|----------|----------|----------|----------|----------|----------|----------|----------|----------|----------|----------|----------|----------|----------|------------|-------|-------|
| | | | TK | S | A | SK | YDS | TFL | YDS | QBH | NO | YDS | LG | TD | PD | FF | FR | TD | YDS | TK | S | A | FF | FR | | | S |
| 01/17 | Browns | S | 4 | 3 | 1 | 0.0 | 0.0 | 0 | 0 | 0 | 0 | 0 | 0 | 0 | 1 | 0 | 0 | 0 | 0 | 0 | 0 | 0 | 0 | 0 | 0 | W | 22-17 |
| 01/24 | Bills | S | 0 | 0 | 0 | 0.0 | 0.0 | 0 | 0 | 0 | 0 | 0 | 0 | 0 | 0 | 0 | 0 | 0 | 0 | 0 | 0 | 0 | 0 | 0 | 0 | W | 38-24 |
| 02/07 | at Buccaneers | S | 10 | 6 | 4 | 0.0 | 0.0 | 1 | 3 | 0 | 0 | 0 | 0 | 0 | 0 | 0 | 0 | 0 | 0 | 0 | 0 | 0 | 0 | 0 | 0 | L | 9-31 |
| 2020 TOTALS | | 3-3 | 14 | 9 | 5 | 0.0 | 0.0 | 1 | 3 | 0 | 0 | 0 | 0 | 1 | 0 | 0 | 0 | 0 | 0 | 0 | 0 | 0 | 0 | 0 | 2-1 | | |





ANDREW WINGARD | 42



POSITION: SAFETY
HT: 6-0 | **WT:** 200 | **DOB:** 12-5-1996
COLLEGE: WYOMING
HOMETOWN: ARVADA, COLO.
ACQ: FA-'19
EXP: 3rd YEAR

@deweywingard

KEY TRANSACTIONS

- Originally signed by Jacksonville as an undrafted rookie on 5/10/19

PRO

2021 (Jaguars)

- 12/12 at TEN:** Started at safety and recorded eight total tackles (five solo)
- 12/5 at LAR:** Started at safety and had a team-high eight total tackles (three solo)
- 11/28 vs. ATL:** Started at safety and totaled five tackles
- 11/21 vs. S.F.:** Started at safety and recorded seven total tackles (four solo)
- 11/14 at IND:** Started at safety and recorded three total tackles (two solo)
- 11/7 vs. BUF:** Started at safety and posted two total tackles
- 10/31 at SEA:** Started at safety and recorded two total tackles
- 10/17 vs. MIA:** Started at safety and totaled seven tackles (five solo), including one tackle for loss
- 10/10 vs. TEN:** Started at safety and recorded five total tackles
- 9/30 at CIN:** Started at safety and recorded six tackles (four solo)... Added one special teams tackle
- 9/26 vs. ARi:** Started at safety and recorded seven total tackles (four solo), one interception and one pass defended... Recorded the third INT of his career when he intercepted QB Kyler Murray and returned it 22 yards in the third quarter
- 9/19 vs. DEN:** Started at safety and tallied a team-high eight tackles, including his second career sack
- 9/12 at HOU:** Started at safety and recorded five total tackles (four solo) and one special teams tackle

2020 (Jaguars)

- Saw action in 13 games, starting four... Tallied 42 tackles (30), five passes defended, two INTs and one fumble recovery... Also made eight stops on special teams
- 9/13 vs. IND:** Saw action at free safety, recording his first career INT in the fourth quarter, and on special teams, leading the team with two special teams stops
- 9/20 at TEN:** Started at free safety and posted a career-high nine tackles (seven solo)
- 11/29 vs. CLE:** Started at safety and tallied three tackles (one solo), one pass defended and his first-career fumble recovery, which he returned for 17 yards

2019 (Jaguars)

- Appeared in all 16 games, making two starts, while compiling 19 tackles (14 solo), 1.0 sack and one forced fumble... Led the team with 11 special teams tackles
- 9/8 vs. K.C.:** Made his NFL debut, seeing action at safety and on special teams and totaled one solo tackle and two special teams tackles
- 12/1 vs. T.B.:** Made his first career start at strong safety, recording six tackles (five solo), including a strip-sack, marking the first sack of his career

COLLEGE

- Finished second in Wyoming school history with 454 tackles while adding 18 passes defended, 10 INTs and five forced fumbles
- Recorded 87 tackles (46 solo), three passes defended and two INTs as a senior in 2018, earning First-Team All-Mountain West honors
- Named First-Team All-Mountain West as a junior in 2017 after totaling 114 tackles and a career-high five INTs
- Recorded 131 total tackles in 2016, which ranked fourth in the FBS and first in the Mountain West
- Played in all 12 games (11 starts) as a freshman in 2015 and registered 122 total tackles
- His 6.9 solo tackles per game ranked No. 1 in the Mountain West and No. 4 in the NCAA

PERSONAL

- Attended Ralston Valley (Arvada, Colo.) High School and rushed for 1,653 yards on 190 carries in his senior season
- Earned first-team all-state honors after totaling 2,702 all-purpose yards
- Father, Dan, was a punter at the University of Nebraska
- Avid skier and golfer

ANDREW WINGARD'S NFL REGULAR SEASON DEFENSIVE STATISTICS

| DATE | TEAM | GP | GS | TK | S | TACKLES | | | | | INTERCEPTIONS | | | | | O. FUMB | | | | | ST | | | | | MISC | | | |
|-------------------|---------|-----------|-----------|------------|-----------|-----------|----------|-----------|------------|------------|---------------|----------|-----------|-----------|----------|----------|----------|----------|----------|-----------|-----------|-----------|----------|----------|----------|----------|----------|----------|---|
| | | | | | | A | TFL | YDS | SK | QBH | NO | YDS | LG | TD | PD | FF | FR | TD | YDS | TK | S | A | FF | FR | S | A | | | |
| 2019 | Jaguars | 16 | 2 | 19 | 14 | 5 | 0 | 0 | 1.0 | 3.0 | 2 | 0 | 0 | 0 | 0 | 0 | 1 | 0 | 0 | 0 | 0 | 11 | 8 | 3 | 0 | 0 | 0 | 0 | |
| 2020 | Jaguars | 13 | 4 | 42 | 30 | 12 | 3 | 8 | 0.0 | 0.0 | 0 | 2 | 31 | 19 | 0 | 5 | 0 | 1 | 0 | 0 | 17 | 8 | 5 | 3 | 0 | 0 | 0 | 0 | |
| 2021 | Jaguars | 13 | 13 | 73 | 48 | 25 | 2 | 2 | 1.0 | 1.0 | 1 | 1 | 23 | 23 | 0 | 1 | 0 | 0 | 0 | 0 | 0 | 2 | 1 | 1 | 0 | 0 | 0 | 0 | 0 |
| NFL TOTALS | | 42 | 19 | 134 | 92 | 42 | 5 | 10 | 2.0 | 4.0 | 3 | 3 | 54 | 23 | 0 | 6 | 1 | 1 | 0 | 17 | 21 | 14 | 7 | 0 | 0 | 0 | 0 | 0 | |



SINGLE-GAME HIGHS: DEFENSIVE

Total Tackles 9 at Cincinnati Bengals, Oct 04, 2020
9 at Tennessee Titans, Sep 20, 2020

Sacks 1.0 vs. Denver Broncos, Sep 19, 2021
1.0 vs. Tampa Bay Buccaneers, Dec 01, 2019

Passes Defensed 1 vs. Arizona Cardinals, Sep 26, 2021
1 at Indianapolis Colts, Jan 03, 2021
...4 more at 1.

Forced Fumbles 1 vs. Tampa Bay Buccaneers, Dec 01, 2019

Fumble Recoveries 1 vs. Cleveland Browns, Nov 29, 2020

Tackles For Loss 3 at Indianapolis Colts, Jan 03, 2021
1 vs. Miami Dolphins, Oct 17, 2021
...1 more at 1.

Interceptions 1 vs. Arizona Cardinals, Sep 26, 2021
1 at Indianapolis Colts, Jan 03, 2021
...1 more at 1.

Interception Return Yards 23 vs. Arizona Cardinals, Sep 26, 2021
19 at Indianapolis Colts, Jan 03, 2021

Special Teams Tackles 3 at Atlanta Falcons, Dec 22, 2019
2 vs. Chicago Bears, Dec 27, 2020
...2 more at 2.

2021 GAME-BY-GAME REGULAR-SEASON STATISTICS (JAGUARS)

| DATE | OPPONENT | P/S | TACKLES | | | | | | | | | INTERCEPTIONS | | | | | O. FUMB | | | | ST | | | | MISC | | W/L | SCORE |
|--------------------|-------------|-----|--------------|-----------|-----------|-----------|------------|------------|----------|----------|----------|---------------|-----------|-----------|----------|----------|----------|----------|----------|----------|----------|----------|----------|----------|----------|----------|-------------|-------|
| | | | TK | S | A | SK | YDS | TFL | YDS | QBH | NO | YDS | LG | TD | PD | FF | FR | TD | YDS | TK | S | A | FF | FR | S | A | | |
| 09/12 | at Texans | S | 5 | 4 | 1 | 0.0 | 0.0 | 0 | 0 | 0 | 0 | 0 | 0 | 0 | 0 | 0 | 0 | 0 | 1 | 0 | 1 | 0 | 0 | 0 | 0 | L | 21-37 | |
| 09/19 | Broncos | S | 8 | 5 | 3 | 1.0 | 1.0 | 1 | 1 | 1 | 0 | 0 | 0 | 0 | 0 | 0 | 0 | 0 | 0 | 0 | 0 | 0 | 0 | 0 | 0 | L | 13-23 | |
| 09/26 | Cardinals | S | 7 | 4 | 3 | 0.0 | 0.0 | 0 | 0 | 0 | 1 | 23 | 23 | 0 | 1 | 0 | 0 | 0 | 0 | 0 | 0 | 0 | 0 | 0 | 0 | L | 19-31 | |
| 09/30 | at Bengals | S | 6 | 4 | 2 | 0.0 | 0.0 | 0 | 0 | 0 | 0 | 0 | 0 | 0 | 0 | 0 | 0 | 0 | 1 | 1 | 0 | 0 | 0 | 0 | 0 | L | 21-24 | |
| 10/10 | Titans | S | 5 | 5 | 0 | 0.0 | 0.0 | 0 | 0 | 0 | 0 | 0 | 0 | 0 | 0 | 0 | 0 | 0 | 0 | 0 | 0 | 0 | 0 | 0 | 0 | L | 19-37 | |
| 10/17 | Dolphins | S | 7 | 5 | 2 | 0.0 | 0.0 | 1 | 1 | 0 | 0 | 0 | 0 | 0 | 0 | 0 | 0 | 0 | 0 | 0 | 0 | 0 | 0 | 0 | 0 | W | 23-20 | |
| 10/31 | at Seahawks | S | 2 | 0 | 2 | 0.0 | 0.0 | 0 | 0 | 0 | 0 | 0 | 0 | 0 | 0 | 0 | 0 | 0 | 0 | 0 | 0 | 0 | 0 | 0 | 0 | L | 7-31 | |
| 11/07 | Bills | S | 2 | 2 | 0 | 0.0 | 0.0 | 0 | 0 | 0 | 0 | 0 | 0 | 0 | 0 | 0 | 0 | 0 | 0 | 0 | 0 | 0 | 0 | 0 | 0 | W | 9-6 | |
| 11/14 | at Colts | S | 3 | 2 | 1 | 0.0 | 0.0 | 0 | 0 | 0 | 0 | 0 | 0 | 0 | 0 | 0 | 0 | 0 | 0 | 0 | 0 | 0 | 0 | 0 | 0 | L | 17-23 | |
| 11/21 | 49ers | S | 7 | 4 | 3 | 0.0 | 0.0 | 0 | 0 | 0 | 0 | 0 | 0 | 0 | 0 | 0 | 0 | 0 | 0 | 0 | 0 | 0 | 0 | 0 | 0 | L | 10-30 | |
| 11/28 | Falcons | S | 5 | 5 | 0 | 0.0 | 0.0 | 0 | 0 | 0 | 0 | 0 | 0 | 0 | 0 | 0 | 0 | 0 | 0 | 0 | 0 | 0 | 0 | 0 | 0 | L | 14-21 | |
| 12/05 | at Rams | S | 8 | 3 | 5 | 0.0 | 0.0 | 0 | 0 | 0 | 0 | 0 | 0 | 0 | 0 | 0 | 0 | 0 | 0 | 0 | 0 | 0 | 0 | 0 | 0 | L | 7-37 | |
| 12/12 | at Titans | S | 8 | 5 | 3 | 0.0 | 0.0 | 0 | 0 | 0 | 0 | 0 | 0 | 0 | 0 | 0 | 0 | 0 | 0 | 0 | 0 | 0 | 0 | 0 | 0 | L | 0-20 | |
| 2021 TOTALS | | | 13-13 | 73 | 48 | 25 | 1.0 | 1.0 | 2 | 2 | 1 | 1 | 23 | 23 | 0 | 1 | 0 | 0 | 0 | 0 | 2 | 1 | 1 | 0 | 0 | 0 | 2-11 | |

2020 GAME-BY-GAME REGULAR-SEASON STATISTICS (JAGUARS)

| DATE | OPPONENT | P/S | TACKLES | | | | | | | | | INTERCEPTIONS | | | | | O. FUMB | | | | ST | | | | MISC | | W/L | SCORE |
|--------------------|-------------|-----|-------------|-----------|-----------|-----------|------------|------------|----------|----------|----------|---------------|-----------|-----------|----------|----------|----------|----------|----------|-----------|----------|----------|----------|----------|----------|----------|-------------|-------|
| | | | TK | S | A | SK | YDS | TFL | YDS | QBH | NO | YDS | LG | TD | PD | FF | FR | TD | YDS | TK | S | A | FF | FR | S | A | | |
| 09/13 | Colts | P | 0 | 0 | 0 | 0.0 | 0.0 | 0 | 0 | 0 | 1 | 12 | 12 | 0 | 1 | 0 | 0 | 0 | 0 | 2 | 2 | 0 | 0 | 0 | 0 | 0 | W | 27-20 |
| 09/20 | at Titans | S | 9 | 7 | 2 | 0.0 | 0.0 | 0 | 0 | 0 | 0 | 0 | 0 | 0 | 0 | 0 | 0 | 0 | 0 | 0 | 0 | 0 | 0 | 0 | 0 | L | 30-33 | |
| 09/24 | Dolphins | S | 3 | 3 | 0 | 0.0 | 0.0 | 0 | 0 | 0 | 0 | 0 | 0 | 0 | 0 | 0 | 0 | 0 | 0 | 0 | 0 | 0 | 0 | 0 | 0 | L | 13-31 | |
| 10/04 | at Bengals | S | 9 | 5 | 4 | 0.0 | 0.0 | 0 | 0 | 0 | 0 | 0 | 0 | 0 | 1 | 0 | 0 | 0 | 1 | 0 | 1 | 0 | 0 | 0 | 0 | L | 25-33 | |
| 10/11 | at Texans | P | 0 | 0 | 0 | 0.0 | 0.0 | 0 | 0 | 0 | 0 | 0 | 0 | 0 | 0 | 0 | 0 | 0 | 1 | 0 | 1 | 0 | 0 | 0 | 0 | L | 14-30 | |
| 10/18 | Lions | | | | | | | | | | | | | | | | | | | | | | | | | L | 16-34 | |
| 10/25 | at Chargers | | | | | | | | | | | | | | | | | | | | | | | | | L | 29-39 | |
| 11/08 | Texans | | | | | | | | | | | | | | | | | | | | | | | | | L | 25-27 | |
| 11/15 | at Packers | P | 0 | 0 | 0 | 0.0 | 0.0 | 0 | 0 | 0 | 0 | 0 | 0 | 0 | 0 | 0 | 0 | 0 | 0 | 0 | 0 | 0 | 0 | 0 | 0 | L | 20-24 | |
| 11/22 | Steelers | P | 3 | 2 | 1 | 0.0 | 0.0 | 0 | 0 | 0 | 0 | 0 | 0 | 0 | 1 | 0 | 0 | 0 | 0 | 1 | 1 | 0 | 0 | 0 | 0 | L | 3-27 | |
| 11/29 | Browns | S | 3 | 1 | 2 | 0.0 | 0.0 | 0 | 0 | 0 | 0 | 0 | 0 | 0 | 1 | 0 | 1 | 0 | 17 | 0 | 0 | 0 | 0 | 0 | 0 | L | 25-27 | |
| 12/06 | at Vikings | P | 0 | 0 | 0 | 0.0 | 0.0 | 0 | 0 | 0 | 0 | 0 | 0 | 0 | 0 | 0 | 0 | 0 | 0 | 0 | 0 | 0 | 0 | 0 | 0 | L | 24-27+ | |
| 12/13 | Titans | P | 3 | 2 | 1 | 0.0 | 0.0 | 0 | 0 | 0 | 0 | 0 | 0 | 0 | 0 | 0 | 0 | 0 | 0 | 0 | 0 | 0 | 0 | 0 | 0 | L | 10-31 | |
| 12/20 | at Ravens | P | 3 | 3 | 0 | 0.0 | 0.0 | 0 | 0 | 0 | 0 | 0 | 0 | 0 | 0 | 0 | 0 | 0 | 0 | 0 | 0 | 0 | 0 | 0 | 0 | L | 14-40 | |
| 12/27 | Bears | P | 4 | 3 | 1 | 0.0 | 0.0 | 0 | 0 | 0 | 0 | 0 | 0 | 0 | 0 | 0 | 0 | 0 | 0 | 2 | 1 | 1 | 0 | 0 | 0 | L | 17-41 | |
| 01/03 | at Colts | P | 5 | 4 | 1 | 0.0 | 0.0 | 3 | 8 | 0 | 1 | 19 | 19 | 0 | 1 | 0 | 0 | 0 | 0 | 1 | 1 | 0 | 0 | 0 | 0 | L | 14-28 | |
| 2020 TOTALS | | | 13-4 | 42 | 30 | 12 | 0.0 | 0.0 | 3 | 8 | 0 | 2 | 31 | 19 | 0 | 5 | 0 | 1 | 0 | 17 | 8 | 5 | 3 | 0 | 0 | 0 | 1-15 | |

+ - Overtime





MATTHEW WRIGHT | 15



POSITION: KICKER
HT: 6-0 | **WT:** 179 | **DOB:** 3-22-1996
COLLEGE: CENTRAL FLORIDA
HOMETOWN: LANCASTER, PA.
ACQ: PS (JAX)-'21
EXP: 1st YEAR

@Mattyce717

@mattyice_717

KEY TRANSACTIONS

- Originally signed by Pittsburgh as a rookie free agent on 4/29/19
- Signed as a free agent with the Lions on 1/22/21
- Signed to the Jaguars practice squad on 9/28/21
- Elevated to active/inactive list on 9/30/21
- Elevated to active/inactive list on 10/9/21

PRO

2021 (Jaguars)

- **12/12 at TEN:** Handled kickoff duties
- **12/5 at LAR:** Converted one extra point attempt
- **11/28 vs. ATL:** Made 2-of-2 field goal attempts... Also made one extra attempt
- **11/21 vs. S.F.:** Converted his only field goal attempt of the game... Also made one extra point attempt
- **11/14 at IND:** Made 1-of-2 field goal attempts... Converted a career-high 56-yard field goal
- **11/7 vs. BUF:** Connected on 3-of-4 field goal attempts including a 55-yard field goal in the second quarter
- **10/31 at SEA:** Made one extra point on one attempt
- **10/17 vs. MIA:** Connected on all three of his field goal attempts (40, 53, 54) including a 53-yard game-winning field goal... First kicker in franchise history to connect on two 50-plus yard FGs in the fourth quarter... Also became the first kicker in NFL history to make multiple FGs of 50-plus yards in the last four minutes of the fourth quarter in a single game
- **10/10 vs. TEN:** Made one extra point on three attempts
- **9/30 at CIN:** Converted all three extra point attempts

2020 (Steelers)

- Played in 3 games... Finished the season 4-of-4 on FGs and 7-of-7 on PATs

COLLEGE

- Record holder for most points in a career with 375
- Set program record with 212 PATs, including a record 153 in a row
- Connected on 55-of-71 field goals, tied for the all-time record with a career percentage of .774
- Made 210-of-213 (.985) extra points

PERSONAL

- Played for coach John Manion at Lampeter-Strasburg High School in Pennsylvania
- Converted 9-of-11 field-goal attempts as a senior, with a long of 42
- A Lancaster Newspapers Fall All-Star in soccer

MATTHEW WRIGHT'S NFL REGULAR SEASON KICKING STATISTICS

| DATE | TEAM | GP | FGM | FGA | PCT. | LG | XP | XPA | PCT. | BLK | PTS |
|-------------------|----------|-----------|-----------|-----------|-------------|-----------|-----------|-----------|-------------|----------|-----------|
| 2020 | Steelers | 3 | 4 | 4 | 100.0 | 46 | 7 | 7 | 100.0 | 0 | 19 |
| 2021 | Jaguars | 10 | 10 | 13 | 76.9 | 56 | 9 | 11 | 81.8 | 0 | 39 |
| NFL TOTALS | | 13 | 14 | 17 | 82.4 | 56 | 16 | 18 | 88.9 | 0 | 58 |

MATTHEW WRIGHT'S NFL REGULAR SEASON FIELD-GOAL ACCURACY STATISTICS

| DATE | TEAM | 1-19 | PCT. | 20-29 | PCT. | 30-39 | PCT. | 40-49 | PCT. | 50+ | PCT. |
|-------------------|----------|------------|------------|------------|--------------|------------|--------------|------------|-------------|------------|-------------|
| 2020 | Steelers | 0-0 | 0.0 | 1-1 | 100.0 | 1-1 | 100.0 | 2-2 | 100.0 | 0-0 | 0.0 |
| 2021 | Jaguars | 0-0 | 0.0 | 2-2 | 100.0 | 3-3 | 100.0 | 1-2 | 50.0 | 4-6 | 66.7 |
| NFL TOTALS | | 0-0 | 0.0 | 3-3 | 100.0 | 4-4 | 100.0 | 3-4 | 75.0 | 4-6 | 66.7 |

SINGLE-GAME HIGHS: KICKER

| | | | |
|---------------------------------|--|------------------------------------|---|
| Field Goals Made | 3 vs. Buffalo Bills, Nov 07, 2021 3 vs. Miami Dolphins, Oct 17, 2021 ...1 more at 3. | Points | 11 vs. Miami Dolphins, Oct 17, 2021 10 at Cleveland Browns, Jan 03, 2021 |
| Field Goal Attempts | 4 vs. Buffalo Bills, Nov 07, 2021 3 vs. Miami Dolphins, Oct 17, 2021 ...1 more at 3. | Longest Field Goals Attempt | 53 vs. Tennessee Titans, Oct 10, 2021 51 at Indianapolis Colts, Nov 14, 2021 |
| Longest Field Goals Made | 56 at Indianapolis Colts, Nov 14, 2021 55 vs. Buffalo Bills, Nov 07, 2021 | Kickoff Average | 58.6 vs. Indianapolis Colts, Dec 27, 2020 54.2 at Cleveland Browns, Jan 03, 2021 |
| PATs Made | 4 vs. Indianapolis Colts, Dec 27, 2020 3 at Cincinnati Bengals, Sep 30, 2021 | Field Goal Percentage | 75.0 vs. Buffalo Bills, Nov 07, 2021 |
| PAT Attempts | 4 vs. Indianapolis Colts, Dec 27, 2020 3 at Cincinnati Bengals, Sep 30, 2021 | | |



2021 GAME-BY-GAME REGULAR-SEASON STATISTICS (JAGUARS)

| DATE | OPPONENT | FIELD GOALS | | | | EXTRA POINTS | | | | | PTS | W/L | SCORE |
|--------------------|-------------|-------------|----------|----------|-------------|----------------|----------|----------|-------------|----------|-----------|-------------|-------|
| | | FGM | FGA | PCT | LG | XP | XPA | PCT | BLK | | | | |
| 09/12 | at Texans | | | | | NOT ON ROSTER | | | | | | L | 21-37 |
| 09/19 | Broncos | | | | | NOT ON ROSTER | | | | | | L | 13-23 |
| 09/26 | Cardinals | | | | | NOT ON ROSTER | | | | | | L | 19-31 |
| 09/30 | at Bengals | P | 0 | 0 | 0.0 | 0 | 3 | 3 | 100.0 | 0 | 3 | L | 21-24 |
| 10/10 | Titans | | | | | PRACTICE SQUAD | | | | | | L | 19-37 |
| 10/17 | Dolphins | | | | | PRACTICE SQUAD | | | | | | W | 23-20 |
| 10/31 | at Seahawks | P | 0 | 0 | 0.0 | 0 | 1 | 1 | 100.0 | 0 | 1 | L | 7-31 |
| 11/07 | Bills | P | 3 | 4 | 75.0 | 55 | 0 | 0 | 0.0 | 0 | 9 | W | 9-6 |
| 11/14 | at Colts | P | 1 | 2 | 50.0 | 56 | 0 | 1 | 0.0 | 0 | 3 | L | 17-23 |
| 11/21 | 49ers | P | 1 | 1 | 100.0 | 30 | 1 | 1 | 100.0 | 0 | 4 | L | 10-30 |
| 11/28 | Falcons | P | 2 | 2 | 100.0 | 34 | 0 | 0 | 0.0 | 0 | 6 | L | 14-21 |
| 12/05 | at Rams | P | 0 | 0 | 0.0 | 0 | 1 | 1 | 100.0 | 0 | 1 | L | 7-37 |
| 12/12 | at Titans | P | 0 | 0 | 0.0 | 0 | 0 | 0 | 0.0 | 0 | 0 | L | 0-20 |
| 2021 TOTALS | | 8 | 7 | 9 | 77.8 | 56 | 6 | 7 | 85.7 | 0 | 27 | 2-11 | |

2020 GAME-BY-GAME REGULAR-SEASON STATISTICS (STEELERS)

| DATE | OPPONENT | FIELD GOALS | | | | EXTRA POINTS | | | | | PTS | W/L | SCORE |
|--------------------|------------|-------------|----------|----------|--------------|----------------|----------|----------|--------------|----------|-----------|-------------|-------|
| | | FGM | FGA | PCT | LG | XP | XPA | PCT | BLK | | | | |
| 09/14 | at Giants | | | | | NOT ON ROSTER | | | | | | W | 26-16 |
| 09/20 | Broncos | | | | | NOT ON ROSTER | | | | | | W | 26-21 |
| 09/27 | Texans | | | | | NOT ON ROSTER | | | | | | W | 28-21 |
| 10/11 | Eagles | | | | | NOT ON ROSTER | | | | | | W | 38-29 |
| 10/18 | Browns | | | | | NOT ON ROSTER | | | | | | W | 38-7 |
| 10/25 | at Titans | | | | | NOT ON ROSTER | | | | | | W | 27-24 |
| 11/01 | at Ravens | | | | | NOT ON ROSTER | | | | | | W | 28-24 |
| 11/08 | at Cowboys | | | | | NOT ON ROSTER | | | | | | W | 24-19 |
| 11/15 | Bengals | | | | | NOT ON ROSTER | | | | | | W | 36-10 |
| 11/22 | at Jaguars | | | | | NOT ON ROSTER | | | | | | W | 27-3 |
| 12/02 | Ravens | | | | | PRACTICE SQUAD | | | | | | W | 19-14 |
| 12/07 | Washington | P | 1 | 1 | 100.0 | 37 | 2 | 2 | 100.0 | 0 | 5 | L | 17-23 |
| 12/13 | at Bills | | | | | PRACTICE SQUAD | | | | | | L | 15-26 |
| 12/21 | at Bengals | | | | | PRACTICE SQUAD | | | | | | L | 17-27 |
| 12/27 | Colts | P | 0 | 0 | 0.0 | 0 | 4 | 4 | 100.0 | 0 | 4 | W | 28-24 |
| 01/03 | at Browns | P | 3 | 3 | 100.0 | 46 | 1 | 1 | 100.0 | 0 | 10 | L | 22-24 |
| 2020 TOTALS | | 3 | 4 | 4 | 100.0 | 46 | 7 | 7 | 100.0 | 0 | 19 | 12-4 | |

2020 GAME-BY-GAME POSTSEASON STATISTICS (STEELERS)

| DATE | OPPONENT | FIELD GOALS | | | | EXTRA POINTS | | | | | PTS | W/L | SCORE |
|--------------------|----------|-------------|----------|----------|------------|----------------|----------|----------|------------|----------|----------|------------|-------|
| | | FGM | FGA | PCT | LG | XP | XPA | PCT | BLK | | | | |
| 01/10 | Browns | | | | | PRACTICE SQUAD | | | | | | L | 37-48 |
| 2020 TOTALS | | 0 | 0 | 0 | 0.0 | 0 | 0 | 0 | 0.0 | 0 | 0 | 0-1 | |

