



2020 NFL **WEEK 11** GAME RELEASE

**JAX** VS **PIT**

11.22.20 | 1 P.M. ET | TIAA BANK FIELD



**Steelers**



# JACKSONVILLE JAGUARS

1 TIAA BANK FIELD DRIVE  
JACKSONVILLE, FL 32202



# GAME INFORMATION

JAGUARS.COM | @JAGUARS



**Pittsburgh Steelers (9-0) at Jacksonville Jaguars (1-8)**  
**Sunday, Nov. 22, 2020 / 1 p.m. ET / TIAA Bank Field**

## THE OVERVIEW

In Week 11, the Jacksonville Jaguars (1-8) host the Pittsburgh Steelers (9-0) at TIAA Bank Field at 1 p.m. Sunday's contest marks Jacksonville's 25th regular season game against the Steelers and 27th game overall. The Jaguars, who are 2-0 against the Steelers in the postseason and 12-12 in the regular season, have defeated Pittsburgh in two of the last three overall matchups, including a 45-42 victory in the AFC Divisional game in the 2017 postseason. Pittsburgh enters this week's game as the only undefeated team in the NFL.

## SPECIAL SPECIALISTS

WR **Keelan Cole Sr.** scored on a 91-yard punt return last week at Green Bay. Cole's score marked the longest punt return in franchise history and the longest punt return by any player in the NFL since Raiders WR **Dwayne Harris** returned a punt 99 yards for a score on Dec. 24, 2018. Cole, who also caught a touchdown in the third quarter, is the only player in the NFL to post a receiving touchdown and a punt return touchdown in the same game this season.

In what was tied for the coldest game played in his career, P **Logan Cooke** placed three of his six punts inside the 10, including two punts inside the Packers 5-yard line in Week 10. Cooke, who also placed two punts inside the 10 against the Texans in Week 9, has posted seven punts inside the 20 over the last two weeks, tied for the highest mark in the NFL in that span. Since being drafted in 2018, Cooke has recorded a 42.8 net punting average, the highest mark in franchise history.

"Logan's always been steady for us. He's always had a good net [punting average]," Head Coach **Doug Marrone** said. "He's a good athlete. One of the things that probably gets overlooked the most is how great of a holder he is ... [he] has really been a solid draft pick, solid guy, guy that we've gotten production out of and he had a great year last year in the net. He continues to play well, and I think he'll be a guy that's in this league for a very long time."

K **Chase McLaughlin** was perfect on field goals (two for two) and PATs (two of two) in his first game with the Jaguars and his first game played in 2020. McLaughlin connected on a 52-yarder on his first kick, marking the longest field goal of his career. The University of Illinois product is four for four on field goals of 50-plus yards and is one of three kickers in the NFL to connect on 100 percent (min. four attempts) of field goals from 50-plus yards since 2019.

## JAGUARS WEEKLY MEDIA SCHEDULE

### Wednesday, Nov. 18

9 a.m. .... HC **Doug Marrone** available on Microsoft Teams  
12:15 p.m. .... OC **Jay Gruden** available on Microsoft Teams  
1:05 - 1:25 p.m. .... Practice open to select media  
2:45 p.m. .... QB **Jake Luton** available via Microsoft Teams  
2:50 p.m. .... WR **Keelan Cole Sr.** available via Microsoft Teams

### Thursday, Nov. 19

12:15 p.m. .... DC **Todd Wash** available via Microsoft Teams  
1:05 - 1:25 p.m. .... Practice open to select media  
2:45 p.m. .... LB **Joe Schobert** available via Microsoft Teams  
2:50 p.m. .... DE **Josh Allen** available via Microsoft Teams

### Friday, Nov. 20

11:15 - 11:35 a.m. .... Practice open to select media  
12:30 p.m. .... HC **Doug Marrone** available via Microsoft Teams

### Sunday, Nov. 22

1 p.m. .... Kickoff versus Pittsburgh Steelers

## WEEK 11 QUICK HITS

• Since **Doug Marrone** was named head coach in 2017, the Jaguars are 6-2 against teams from the AFC North in regular season and postseason matchups. Jacksonville is 2-1 against Pittsburgh in that span with their latest victory against Pittsburgh coming on Jan. 14, 2018 in the AFC Divisional game.

• In seven career games (six starts) against the Steelers, LB **Joe Schobert** has tallied 49 tackles, six passes defended, two fumble recoveries and two INTs. Schobert, who played in the AFC North from 2016-19 with the Browns, posted 17 tackles, four passes defended, two INTs and 1.0 sack in two games against the Steelers last season. This season, Schobert has recorded a team-leading 71 tackles and one INT.

• In Week 10 at Green Bay, QB **Jake Luton** completed 18 of 35 passes for 169 yards and one TD, a 12-yard strike to WR **Keelan Cole Sr.** in the third quarter. Through two games, he has completed 44 of 73 passes for 473 yards and two TDs, including 304 passing yards and two TDs (one rushing and one passing) in his professional debut in Week 9.

• CB **Sidney Jones IV** intercepted Packers QB **Aaron Rodgers** in Week 10, marking his second INT with the Jaguars since becoming a full-time starter in Week 5. Jones also posted a career-high nine tackles and was the only player in the NFL to post nine-plus tackles and at least one INT last week.

• RB **James Robinson** produced his third 100-yard rushing game of the season in Week 10, finishing with 109 yards on 23 carries. Robinson's 689 rushing yards are the fifth-most in the NFL this season, the most among NFL rookies this season and the most in NFL history by an undrafted rookie through the first 10 weeks of a season. Robinson is one of three players in franchise history to register at least 900 scrimmage yards through their first nine career games.

## 2020 REGULAR SEASON SCHEDULE (1-8)

Date	Opponent	Time/(TV)/Result
Sun. Sept. 13	vs. Indianapolis Colts	W, 27-20
Sun. Sept. 20	at Tennessee Titans	L, 33-30
Thurs. Sept. 24	vs. Miami Dolphins	L, 31-13
Sun. Oct. 4	at Cincinnati Bengals	L, 33-25
Sun. Oct. 11	at Houston Texans	L, 30-14
Sun. Oct. 18	vs. Detroit Lions	L, 34-16
Sun. Oct. 25	at Los Angeles Chargers	L, 39-29
Sun. Nov. 1	BYE WEEK	---
Sun. Nov. 8	vs. Houston Texans	L, 27-25
Sun. Nov. 15	at Green Bay Packers	L, 24-20
Sun. Nov. 22	vs. Pittsburgh Steelers	1 p.m. (CBS)
Sun. Nov. 29	vs. Cleveland Browns	1 p.m. (CBS)
Sun. Dec. 6	at Minnesota Vikings	1 p.m. (CBS)
Sun. Dec. 13	vs. Tennessee Titans	1 p.m. (CBS)
Sun. Dec. 20	at Baltimore Ravens	1 p.m. (CBS)
Sun. Dec. 27	vs. Chicago Bears	1 p.m. (FOX)
Sun. Jan. 3	at Indianapolis Colts	1 p.m. (CBS)



# MEDIA INFORMATION



## ON THE CALL

**TV BROADCAST INFORMATION:** Sunday's game will be broadcast on CBS with **Ian Eagle** providing the play-by-play and **Charles Davis** providing the commentary. **Evan Washburn** will report from the sideline.

**RADIO BROADCAST INFORMATION:** Jaguars games and official team radio programming air live on 1010 XL AM and 92.5 FM, the team's flagship radio partner. In addition, the games are simulcast on 99.9 Gator Country. **Frank Frangie** handles the play-by-play for the Jaguars' radio broadcast, while **Tony Boselli** and **Jeff Lageman** provide the commentary. **Rick Ballou** serves as the sideline reporter.

## 2020 JAGUARS DRAFT CLASS

No.	Name	Pos.	School
1 (9)	CJ Henderson	CB	Florida
2 (20)	K'Lavon Chaisson	DE/LB	LSU
2 (42)	Laviska Shenault Jr.	WR	Colorado
3 (73)	DaVon Hamilton	DT	Ohio State
4 (116)	Ben Bartch	OL	Temple
4 (137)	Josiah Scott	CB	Michigan State
4 (140)	Shaquille Quarterman	LB	Miami (Fla.)
5 (157)	Daniel Thomas	S	Auburn
5 (165)	Collin Johnson	WR	Texas
6 (189)	Jake Luton	QB	Oregon State
6 (206)	Tyler Davis	TE	Georgia Tech
7 (223)	Chris Claybrooks	CB/RS	Memphis

## JAGUARS/STEELERS SERIES HISTORY

### PITTSBURGH STEELERS

**Head Coach:** Mike Tomlin (since 2007 • 142-74-1, .657)  
**Stadium:** Heinz Field (since 2001 • 68,400)



**Regular Season Series:** 12-12 (.500)    **Home Record:** 7-7 (.500)  
**Postseason Series:** 2-0 (1.000)    **Road Record:** 5-6 (.455)

Date	Location	Result	Attendance
Nov. 18, 2018	Jacksonville	L, 20-16	67,684
<b>Jan. 14, 2018</b>	<b>Pittsburgh (Div.)</b>	<b>W, 45-42</b>	<b>64,524</b>
<b>Oct. 8, 2017</b>	<b>Pittsburgh</b>	<b>W, 30-9</b>	<b>66,237</b>
Oct. 5, 2014	Jacksonville	L, 17-9	66,198
Oct. 16, 2011	Pittsburgh	L, 17-13	62,934
Oct. 5, 2008	Jacksonville	L, 26-21	65,908
<b>Jan. 5, 2008</b>	<b>Pittsburgh (WC)</b>	<b>W, 31-29</b>	<b>63,629</b>
<b>Dec. 16, 2007</b>	<b>Pittsburgh</b>	<b>W, 29-22</b>	<b>58,793</b>
<b>Sept. 18, 2006</b>	<b>Jacksonville</b>	<b>W, 9-0</b>	<b>67,164</b>
<b>Oct. 16, 2005</b>	<b>Pittsburgh</b>	<b>W, 23-17 (OT)</b>	<b>63,891</b>
Dec. 5, 2004	Jacksonville	L, 17-16	76,877
Dec. 1, 2002	Jacksonville	L, 25-23	55,260
Nov. 18, 2001	Pittsburgh	L, 20-7	62,644
<b>Sept. 9, 2001</b>	<b>Jacksonville</b>	<b>W, 21-3</b>	<b>63,785</b>
<b>Nov. 19, 2000</b>	<b>Pittsburgh</b>	<b>W, 34-24</b>	<b>50,925</b>
Oct. 1, 2000	Jacksonville	L, 24-13	64,351
<b>Dec. 2, 1999</b>	<b>Jacksonville</b>	<b>W, 20-6</b>	<b>68,806</b>
<b>Oct. 3, 1999</b>	<b>Pittsburgh</b>	<b>W, 17-3</b>	<b>57,308</b>
<b>Dec. 28, 1998</b>	<b>Jacksonville</b>	<b>W, 21-3</b>	<b>74,143</b>
Nov. 22, 1998	Pittsburgh	L, 30-15	59,124
Oct. 26, 1997	Pittsburgh	L, 23-17 (OT)	57,011
<b>Sept. 22, 1997</b>	<b>Pittsburgh</b>	<b>W, 30-21</b>	<b>73,016</b>
Nov. 17, 1996	Pittsburgh	L, 28-3	58,879
<b>Sept. 1, 1996</b>	<b>Jacksonville</b>	<b>W, 24-9</b>	<b>70,210</b>
Oct. 29, 1995	Pittsburgh	L, 24-7	54,516
<b>Oct. 8, 1995</b>	<b>Jacksonville</b>	<b>W, 20-16</b>	<b>72,042</b>

## PRONUNCIATION GUIDE

<b>Luq Barcoo</b>	Luke BAR-koo
<b>Taven Bryan</b>	TAY-ven
<b>K'Lavon Chaisson</b>	KAY-luh-vahn CHASE-on
<b>A.J. Cann</b>	CAN
<b>Kamalei Correa</b>	KAH-muh-lay core-AY-uh
<b>Tyler Eifert</b>	EYE-fert
<b>Daniel Ekuale</b>	Eee-qwall-lay
<b>Adam Gotsis</b>	GOT-sis
<b>Tre Herndon</b>	Tray
<b>Jake Luton</b>	LOOT-in
<b>Ross Maticcik</b>	MATTA-sick
<b>James O'Shaughnessy</b>	oh-SEAN-uh-see
<b>Dare Ogunbowale</b>	DAR-ay OH-gun-buh-WALL-ay
<b>Devine Ozigbo</b>	oh-ZIG-bo
<b>Joe Schobert</b>	SHOW-bert
<b>Laviska Shenault Jr.</b>	luh-VISK-uh shuh-nault
<b>Dawuane Smoot</b>	duh-WAHN
<b>Jarrod Wilson</b>	Jared
<b>Andrew Wingard</b>	WING-urd

## NFL WEEK 11 SCHEDULE

### Thursday, Nov. 19

Arizona at Seattle.....8:20 p.m.

### Sunday, Nov. 22

<b>Pittsburgh at Jacksonville</b> .....	<b>1 p.m.</b>
Philadelphia at Cleveland .....	1 p.m.
Atlanta at New Orleans .....	1 p.m.
Cincinnati at Washington .....	1 p.m.
Detroit at Carolina.....	1 p.m.
Tennessee at Baltimore.....	1 p.m.
New England at Houston.....	1 p.m.
Miami at Denver .....	4:05 p.m.
New York Jets at Los Angeles Chargers .....	4:05 p.m.
Green Bay at Indianapolis.....	4:25 p.m.
Dallas at Minnesota .....	4:25 p.m.
Kansas City at Las Vegas.....	8:20 p.m.

### Monday, Nov. 23

Los Angeles Rams at Tampa Bay.....8:15 p.m.

**Bye:** Buffalo, Chicago, New York Giants, San Francisco

## JAGUARS 2020 LEADERS

CATEGORY	LEADER
Passing Attempts	G. Minshew II (267)
Passing Yards	G. Minshew II (1,855)
Rushing Attempts	J. Robinson (155)
Rushing Yards	J. Robinson (689)
Receptions	DJ Chark Jr. (37)
Receiving Yards	DJ Chark Jr. (493)
Total Touchdowns	J. Robinson (7)
Points	J. Robinson (44)
Interceptions	S. Jones IV (2)
Sacks	J. Allen (2.5)
Tackles	J. Schobert (71)





# JAGUARS IN THE COMMUNITY



## SALUTE TO SERVICE

The Jaguars are recognizing the NFL's Salute to Service campaign throughout November. The team has celebrated active duty service members and veterans through a variety of events and programming for military members, spouses and families all month long.

On Monday, Nov. 2, Jaguars front office staff were joined by former Jaguars LB **Paul Posluszny**, members of THE ROAR of the Jaguars and Jaxson de Ville in assembling and shipping more than 500 holiday care packages that will be sent by St. Michaels Soldiers to deployed servicemen and women. Each custom Jaguars box was filled with snacks, toiletries and some Jags swag. This is the third year the team has partnered with St. Michaels Soldiers and Navy Mutual to send care packages to troops deployed during the holidays. The packages were loaded directly onto a truck to head straight to the post office and should arrive in early December.

On Sunday, Nov. 8, the Jaguars celebrated Salute to Service at TIAA Bank Field during the team's game against the Texans. The Jaguars, alongside generous corporate and individual donors, partnered with the Greater Jacksonville Area USO and the City of Jacksonville Veterans Resource and Reintegration Center to provide complimentary tickets to more than 3,000 active duty, retired and reservist military personnel and their families to the game. At halftime fans had the opportunity to watch 100 recruits from all branches of the military take their Oath of Enlistment, which was administered by U.S. Army Lt. Col. **Sean Bell**.

This year, the Jaguars partnered with TAPS (Tragedy Assistance Program for Survivors), which provides comfort, care and resources to all those grieving the death of a military loved one. The Jaguars honored U.S. Army Spc. **Kelly Mixon**. Mixon was an avid marching snare drummer and earned a spot on the Jacksonville Jaguars drumline, the D-Line, prior to his military service. A trained sniper who was promoted to the rank of specialist, Mixon's unit deployed to Afghanistan in June 2010. He was tragically attacked by a suicide bomber in December 2010. More than 50 players wore a custom decal on their helmet to honor Mixon.



## PROTECTING FANS IN 2020

The Jaguars opened the 2020 regular season with a limited capacity crowd of 14,100 at TIAA Bank Field on Sunday, Sept. 13 and have continued to host a 25 percent capacity throughout 2020. Fans have enjoyed several new game day experience upgrades and protocols all designed with health and safety in mind. The Jaguars, ASM Global, Delaware North and the City of Jacksonville all worked diligently over the summer to create a contactless game day experience for fans coming to TIAA Bank Field in 2020, including the following new features:

- After parking in physically-distanced lots, new magnetometers allow fans to enter the stadium while carrying their clear bag, cell phone and keys. After the security screening, they proceed to newly installed self-scan mobile ticket kiosks.
- The Jaguars have added more than 750 hand-sanitizing stations throughout the concourses, plaza and premium spaces. Certified disinfection specialists in blue vests are at the stadium on game day disinfecting all high touchpoint areas with hospital grade disinfectant.
- The Jaguars and TIAA Bank Field have transitioned to a cashless payment stadium ensuring contactless options for parking, merchandise and food purchases. Cash is no longer accepted at the stadium, and ATMs have been removed from the premises. Fans can scan a QR code or use the Jaguars app to order food online from the nearest concession stand and receive a text alert when it's ready for pickup.
- Limited capacity seating is grouped in pods. Every fan has at least 6 feet of physical distance from every fan in other pods. Fans are encouraged to limit their pod to close friends or family. Unused seats are zip-tied to prevent accidental use.







## BLACK LIVES MATTER

Following widespread outrage over the death of George Floyd while in police custody in Minneapolis, and joining in a nationwide push for racial equality, Jaguars ownership, players, coaches and front office staff began taking steps to create positive change on the First Coast.

On June 3, Owner **Shad Khan** penned a personal op-ed, sharing his own experience with discrimination as a Muslim-American and announcing his commitment to work alongside the team to level the playing field for all to have equal access to the American dream.

"Racism, in all its forms, will kill," said Khan. "It kills people, it kills communities, it kills dreams, it kills hope. For many Americans, now is the moment. Never has that been clearer. I don't want to waste this moment."

Jaguars players took action June 5, as they led an organization-wide march to raise awareness for racial injustice against the Black community. More than 250 members of the Jaguars organization, including players, coaches, front office staff and their families, started at TIAA Bank Field at 9:04 a.m. and proceeded to the Jacksonville Sheriff's Office while wearing Black Lives Matter t-shirts.

WR **Chris Conley** addressed the crowd and called attention to markers of racism still present in Jacksonville. "We cannot allow comfortability with revisionist history to disarm our minds and weaken our convictions," said Conley. "A Confederate monument sits a couple of blocks from here, praising the south's dark past."

Three days later, a Confederate monument was removed from a downtown Jacksonville park. Conley challenged those in attendance and those watching from home to continue the fight. "This is only the beginning here in Jacksonville. Let's make sure that we maintain this momentum so this is not a moment and this is a movement."

As a team, Jaguars players are working on several plans this season to educate and engage the community on a variety of important topics, including voting and legislative reform, youth education through arts and sports, financial stimulus and police and community relations.



WR **Chris Conley** at the Jacksonville Sheriff's Office headquarters on Friday, June 5 alongside JSO Officer and former TE **Ernest Wilford**.

## GET IN THE GAME



On Tuesday, Sept. 1, the Jacksonville Jaguars launched an organization-wide commitment to voter education organized by players and coaches and designed to encourage fans to "Get in the Game" with a call for civic engagement. The season-long campaign kicked off with a public service announcement encouraging voter registration and continued through Election Day with activations via social media, on game day, through grassroots activities and national partnerships.

"You can look at voting as a privilege, and as a naturalized U.S. citizen, you can be assured that I do," said Jaguars Owner **Shad Khan**. "But I also see it as a civic responsibility. If we're serious about being better in our communities and throughout our nation, and all voices being heard and respected, we have to participate in the electoral process. No exceptions. It's our duty to cast a ballot. If you haven't registered to vote, please do by October 5. If you're registered, please vote."

The campaign began with a non-partisan, "Get in the Game" public service announcement featuring Jaguars players and coaches, including Head Coach **Doug Marrone** and QB **Gardner Minshew II**, calling for fans in Florida to register to vote by the October 5 deadline. The Jaguars have also created [www.jaguars.com/vote](http://www.jaguars.com/vote) as a resource for the community looking for more information on voter registration and key deadlines.

Several Jaguars front office employees got in the game and further supported the voters of Duval County by taking training from the Duval County Supervisor of Elections office to serve as poll workers on Election Day. Employees had the opportunity to donate their time to the Jaguars Foundation.

Jaguars players, coaches and front office staff all participated in virtual voter education courtesy of RISE, a non-profit organization selected by the NFL to support their national NFL Votes campaign. RISE's nonpartisan initiative RISE to Vote led a virtual team meeting on August 17, walking players through the registration process and giving them insight on the history of voting rights in America.



## JAKE'S JOURNEY

QB **Jake Luton** is set to make his third career start on Sunday against the Steelers. Luton played collegiately at Idaho (2015) and Ventura Community College (2016) prior to transferring to Oregon State where he threw for 28 TDs and three INTs in 2019.

### JAKE LUTON COLLEGE PASSING STATS

YEAR	TEAM	P	COMP	ATT	PCT	YDS	AVG	TD	INT	SK	RTG
2015	Idaho	8	51	80	63.8	403	5.0	1	4	0	0.0
2017	OSU	4	83	135	61.5	853	6.3	4	4	0	118.4
2018	OSU	8	140	224	62.5	1,660	7.4	10	4	0	135.9
2019	OSU	11	222	358	62.0	2,714	7.6	28	3	0	149.8
College totals: 4 yrs.		31	496	797	62.0	5,630	7.0	43	15	0	135.6

## A MEMORABLE DEBUT

QB **Jake Luton** threw for 304 yards in his first career game in Week 9 against Houston, becoming the sixth player in the NFL over the last 10 years to throw for 300-plus yards in their professional debut. Luton's 304 passing yards were the most by a Jaguars rookie in their first career start.

### PASSING YARDS, FIRST CAREER GAME, NFL, 2010-2020

RK.	PLAYER	COMP.	ATT.	YDS.	TD	RATE
1.	QB Cam Newton (CAR)	24	37	422	2	110.4
2.	QB Robert Griffin III (WAS)	19	26	320	2	139.9
3.	QB Justin Herbert (LAC)	22	33	311	1	94.4
4.	QB Andrew Luck (IND)	23	45	309	1	52.9
5.	QB Kyler Murray (ARI)	29	54	308	2	75.2
6.	QB Jake Luton (JAX)	26	38	304	1	90.2
7.	QB Patrick Mahomes (K.C.)	22	35	284	0	76.4

### PASSING YARDS BY A ROOKIE, FIRST CAREER START JAGUARS HISTORY

RK.	PLAYER	COMP.	ATT.	YDS.	TD	RATE
1.	QB Jake Luton (2020)	26	38	304	1	90.2
2.	QB Blake Bortles (2014)	29	37	254	1	81.8
3.	QB Gardner Minshew (2019)	23	33	213	1	97.2
4.	QB Byron Leftwich (2003)	17	36	231	1	42.7
5.	QB Blaine Gabbert (2011)	12	21	139	1	73.3
6.	QB David Garrard (2002)	13	26	135	0	65.4

## NOTE THE QUOTES: QB JAKE LUTON

"He came, talked to all the guys, sat on the bench with us, at times, asked us input. Not trying to go out there and do too much, just do what he was capable of doing and not let the moment get too big. I think it was a good transition because Gardner [Minshew III] is a good guy who talked to him the whole way through. They worked on his [Luton's] strengths and weaknesses, and I feel like he was pretty comfortable out there."

- WR DJ Chark Jr.

"It felt really good to get out there. I felt like we played really hard and I'm really proud of how we played. I wish we could have finished it off, but it was awesome just getting out there ... I felt good. I didn't feel too rusty. Like I said, I treated every practice this week like a game. I felt like I needed to go out there and show that if practice can run smooth, with me in there, there wasn't going to be any drop-off or anything. By the time we got out there on the field, I was comfortable and ready to go."

- QB Jake Luton

"I think that I was impressed with a lot of things, just the plays in-and-out, no delays of game. I thought he made some really nice throws ... I think when you're first-time starting and you're down by a score and a 2-point conversion and you lead your team down the field to potentially tie the game with a 2-point conversion, I think that's another checkmark. So, there's a lot of checkmarks."

- Head Coach Doug Marrone

## A STRIKE TO START

QB **Jake Luton** completed a 73-yard strike to WR **DJ Chark Jr.** on his first career completion in Week 9, marking the fourth-longest pass by an NFL player on their first career completion since 1970.

### LONGEST PASS, FIRST CAREER COMPLETION, NFL, 1970-PRESENT

RK.	PLAYER	COMPLETION
1.	QB Neil O'Donnell (PIT, Sept. 1, 1991)	89-yard TD pass to WR Dwight Stone
2.	QB Logan Thomas (ARI, Oct. 5, 2014)	81-yard TD pass to RB Andre Ellington
3.	QB David Blough (DET, Nov. 28, 2019)	75-yard TD pass to WR Kenny Golladay
4.	QB Jake Luton (JAX, Nov. 8, 2020)	73-yard TD pass to WR DJ Chark Jr.

## NOTE THE QUOTES: QB JAKE LUTON

"They were playing [my route] honestly, which left me one-on-one with the corner. Watching film, you see that they are pretty good at not letting you get outside releases so we took an inside release, got back outside and Jake threw a good ball. The safety got over late, something that they changed late in the game, but when a team gives you something that you see that you can attack, you have to get it. You only get one shot at it. We were able to complete it."

WR DJ Chark Jr.

"It was awesome. It's a play we've been working on this week and he [Chark] did a great job. He beat him pretty bad and I just had to give him a good ball that he could run through and make a play, and he finished it off. I was really excited; it was awesome."

- QB Jake Luton

## ROBINSON'S RANKINGS

RB **James Robinson** has recorded the fifth-most rushing yards (689) in the NFL in 2020. The rookie running back has also totaled 917 scrimmage yards, most among all NFL rookies this season.

### RUSHING YARDS NFL, 2020

RK.	PLAYER	RUSHING ATTEMPTS	YARDS	RUSH TDS
1.	RB Dalvin Cook (MIN)	174	954	12
2.	RB Derrick Henry (TEN)	201	946	8
3.	RB Ronald Jones (T.B.)	143	730	5
4.	RB Josh Jacobs (L.V.)	182	700	8
5.	RB James Robinson (JAX)	155	689	5

### SCRIMMAGE YARDS, ROOKIES, 2020

RK.	PLAYER	RUSH YARDS	REC YARDS	SCRIMMAGE
1.	RB James Robinson (JAX)	689	228	917
2.	RB Clyde Edwards-Helaire (K.C.)	586	224	810
3.	WR Justin Jefferson (MIN)	0	762	762
4.	RB Antonio Gibson (WFT)	436	202	638
5.	RB Jonathan Taylor (IND)	428	203	631
6.	WR Tee Higgins (CIN)	28	603	631

## NOTE THE QUOTE: RB JAMES ROBINSON

"[He's a] great overall guy, a great locker room guy. He's been doing a lot of great things for us in this offense with [Offensive Coordinator] Coach Gruden, so we're excited to have him around. He's been doing great and adjusting to the game plans and knowing what to do and how to do it. [He's] just trusting the offensive line and what Coach Gruden calls and he just goes with it. He's a great guy."

- OL Jawaan Taylor





## HOMETOWN HERO

RB **James Robinson** enjoyed an illustrious high school career at Rockford Lutheran High School, where he played both basketball and football. Robinson set IHSA career records with 9,045 rushing yards and 158 rushing TDs. As a senior, he rushed for 2,461 yards and 44 TDs.

### 478

Robinson rushed for 478 yards and seven TDs in the first half of a high school game. Robinson did not play in the second half and his team won 95-28.

### 948

Robinson scored 948 points in high school, which is the Illinois State record.

### 2,461

Robinson rushed for 2,469 yards and 51 TDs as a sophomore, tied for the second-highest single-season total in Illinois High School Association history.

### 9,045

Robinson rushed for 9,045 yards in his high school career, the most in Illinois High School Association history and his 9,045 yards rank in the top 15 all-time in U.S. high school history.

## NOTE THE QUOTES: ON RB JAMES ROBINSON

*"I'm not surprised [by his success]. I don't know why anybody is. They've been saying it since he was in Pee Wee league: 'We'll see him on Sunday.' That was the dream, that was the expectation, and he worked for it, and he got it."*

- Rockford Lutheran Head Coach **Bruce Bazsali**

*"When James was a freshman, you think, 'Well, he's just a freshman,' but on his second carry he ran over about eight of our players. All I could think of on the sideline is, 'How are we going to stop him for four more years?' In reality, we couldn't."*

- Stillman Valley Head Coach **Mike Lalor**

*"This was a big shock for people that, you know, James made it to the NFL. It was a big shock for people that James is a starting running back. But, you know, you can ask anyone that coached James or saw James play when he was in high school ... we knew this was a great possibility for James."*

- Rockford Lutheran Athletic Director **Henry Robison**

*"I mean, just knowing he was scoring, like, five touchdowns in the first quarter in high school, you know what I'm saying? We're like alright, this kid's definitely going to like Alabama or something like that. That's all we knew. Honestly, we thought he would be like a big power-five football player and a first-round draft pick. Like, that's the type of talent we knew he had. Obviously, it didn't go that way, but he still ended up in the right destination."*

- Toronto Raptors Guard and Rockford Native **Fred VanVleet**

*"I think growing up, for me, in Rockford [Illinois], everyone wanted to make it, play professional. Either it was NBA or NFL and for me it was all about NFL, trying to get here. I think a lot of people doubt people from Rockford, but I think it was just me working hard trying to get to this point."*

RB **James Robinson**

## 900 THROUGH NINE

RB **James Robinson** gained 112 scrimmage yards in Week 10 at Green Bay, joining RBs **Fred Taylor** and **Leonard Fournette** as the only players in franchise history to surpass 900 scrimmage yards through their first nine career games.

### SCRIMMAGE YARDS, FIRST NINE CAREER GAMES, JAGUARS HISTORY

RK.	PLAYER	RUSHING	RECEIVING	TOTAL
1.	RB <b>Fred Taylor</b> (1998)	739	299	1,038
2.	RB <b>Leonard Fournette</b> (2017)	765	173	938
3.	RB <b>James Robinson</b> (2020)	689	228	917
4.	RB <b>T.J. Yeldon</b> (2015)	585	153	738
5.	RB <b>Maurice Jones-Drew</b> (2006)	331	254	585

### RUSHING YARDS, FIRST NINE CAREER GAMES, JAGUARS HISTORY

RK.	PLAYER	RUSHING YARDS	RUSHING TDS
1.	RB <b>Leonard Fournette</b> (2017)	765	6
2.	RB <b>Fred Taylor</b> (1998)	739	9
3.	RB <b>James Robinson</b> (2020)	689	5
4.	RB <b>T.J. Yeldon</b> (2015)	585	1
5.	RB <b>James Stewart</b> (1995)	331	3

## DIAMONDS IN THE ROUGH

RB **James Robinson**, an undrafted rookie out of Illinois State, has totaled 917 scrimmage yards, the most by any undrafted rookie in NFL history through the first 10 weeks of a season. With 83 scrimmage yards on Sunday, Robinson will reach 1,000 scrimmage yards in fewer games than any other undrafted rookie in NFL history.

### SCRIMMAGE YARDS, UNDRAFTED ROOKIE, WEEKS 1-10, NFL HISTORY

RK.	PLAYER	RUSH YARDS	REC YARDS	SCRIMMAGE
1.	RB <b>James Robinson</b> (JAX, 2020)	689	228	917
2.	RB <b>Phillip Lindsay</b> (DEN, 2018)	591	160	751
3.	RB <b>Clark Gaines</b> (NYJ, 1976)	428	250	678
4.	RB <b>Branden Oliver</b> (S.D., 2014)	371	169	540

## RUMBLING ROBINSON

RB **James Robinson** found the end zone for the seventh time this season in Week 9 against the Texans. Robinson's seven TDs are the second-most among all rookies in the NFL this season while Steelers WR **Chase Claypool** leads all NFL rookies with nine TDs.

### TOUCHDOWNS, ROOKIES, NFL, 2020

RK.	PLAYER	SCRIMMAGE TDS	RUSH TDS	REC TDS
1.	WR <b>Chase Claypool</b> (PIT)	9	2	7
2.	RB <b>James Robinson</b> (JAX)	7	5	2
	RB <b>Antonio Gibson</b> (WFT)	7	7	0

## NOTE THE QUOTES: RB JAMES ROBINSON

*"I knew he was special the first couple days. He was real smooth, real focused ... We stepped into rookie camp, we'd never even met in person, and he knew everything. He knew where he was supposed to be, knew the protections, he knew it all. Once we got pads on, watching him in the blocking drills, I was like, 'Man, this guy's going to be special.' He's stepping up and not only can he run the ball really well, he's blocking linebackers, stepping up in the hole, so he'll do it all. He'll run out of the backfield. I knew pretty early on he was going to be special and he has been."*

- QB **Jake Luton**





## IT'S COLE OUTSIDE

WR **Keelan Cole Sr.** found the end zone twice against Green Bay in Week 10. His first TD came on a 91-yard punt return for a TD in the second quarter, and his second TD came in the third quarter on a 12-yard TD pass from QB **Jake Luton**.

Cole's 91-yard punt return TD was the longest punt return TD in Jaguars history. He became the first player in Jaguars history to return a punt for a TD and catch a TD pass in the same game and is one of six players in the NFL to accomplish the feat over the last five seasons (2016-20).

He finished the game with five catches for 47 yards, surpassing 2,000 receiving yards (57 catches for 2,027 yards) for his career. Cole is the 15th player in franchise history to surpass 2,000 career receiving yards, and just the second undrafted player in franchise history to do so.

## LONGEST PUNT RETURNS, FRANCHISE HISTORY

RK.	PLAYER/DATE/OPPONENT	PUNT RETURN
1.	WR <b>Keelan Cole Sr.</b> (Nov. 15, 2020 at Green Bay)	91 (TD)
2.	WR <b>Reggie Barlow</b> (Sept. 13, 1998 vs. Kansas City)	85 (TD)
3.	WR <b>Mike Thomas</b> (Dec. 19, 2010 at Indianapolis)	78 (TD)
4.	WR <b>Reggie Barlow</b> (Nov. 21, 1999 vs. New Orleans)	74 (TD)
5.	WR <b>Dede Westbrook</b> (Dec. 16, 2018 at Washington)	74 (TD)

## NOTE THE QUOTE: ON WR KEELAN COLE SR.

"He's been playing very, very consistent and he's playing the best he's played since he's been here ... I can't say enough about the special teams stuff. Every time he's called on to go in there and do something, he makes something happen, whether it's a kickoff return, which he's done before for us in the past, or it's a punt return like he did yesterday. He's always up for anything. He always has a good attitude. He likes to play. He likes to be on the field. He likes to practice. He's really come a long way and I think he'll continue to get better."

- Head Coach **Doug Marrone**

## CHARK ATTACK

In Week 10, WR **DJ Chark Jr.** caught four passes for a team-high 56 receiving yards. Chark leads the Jaguars with 37 receptions for 493 yards and four TDs this season, and his 1,675 career receiving yards are the third-most by a Jaguars player in their first 34 career games.

## RECEIVING YARDS, FIRST 34 GAMES, FRANCHISE HISTORY

RK.	PLAYER (YEAR)	RECEPTIONS	REC. YARDS	REC TDS
1.	WR <b>Allen Robinson</b> (2014-16)	167	2,390	20
2.	WR <b>Allen Hurns</b> (2014-16)	128	1,887	16
3.	WR <b>DJ Chark Jr.</b> (2018-20)	124	1,675	12
4.	WR <b>Cecil Shorts</b> (2011-13)	107	1,638	9
5.	WR <b>Dede Westbrook</b> (2017-19)	142	1,600	7

## GOING, GOING, GONE

In Week 9, WR **DJ Chark Jr.** caught a 73-yard TD, marking the longest reception of his career. It was tied for the third-longest reception by any Jaguars player over the last five seasons (2016-20).

## RECEIVING LONG, JAGUARS PLAYERS, 2019-20

RK.	PLAYER	DATE	OPPONENT	REC. LONG
1.	WR <b>Donte Moncrief</b>	11/11/18	at IND	80 (TD)
2.	WR <b>Keelan Cole Sr.</b>	12/10/17	vs. SEA	75 (TD)
3.	WR <b>DJ Chark Jr.</b>	11/8/20	vs. HOU	73 (TD)
	WR <b>Keelan Cole Sr.</b>	12/17/17	vs. HOU	73

## J-MONEY THROUGH 23

Through 23 career games, DE **Josh Allen** has posted 13.0 sacks, including 2.5 this season. His 13.0 sacks are tied with DE **Bradley Chubb**, DT **Ndamukong Suh** and DE **Jason Pierre-Paul** as the ninth-most among active players in the NFL through their first 23 career games.

## SACKS THROUGH FIRST 23 CAREER GAMES, ACTIVE PLAYERS

RK.	PLAYER (TEAM)	SACKS
1.	DE <b>Joey Bosa</b> (LAC)	21.0
2.	DE <b>Aldon Smith</b> (S.F.)	19.5
3.	DE <b>Myles Garrett</b> (CLE)	18.5
4.	DE <b>J.J. Watt</b> (HOU)	15.0
5.	DE <b>Yannick Ngakoue</b> (JAX)	14.5
	DE <b>Maxx Crosby</b> (L.V./OAK)	14.0
7.	DT <b>Aaron Donald</b> (LAR)	13.5
	DE <b>Carlos Dunlap</b> (CIN)	13.5
9.	DE <b>Josh Allen</b> (JAX)	13.0
	DE <b>Jason Pierre-Paul</b> (NYG)	13.0
	DT <b>Ndamukong Suh</b> (DET)	13.0
	DE <b>Bradley Chubb</b> (DEN)	13.0

## TACKLE MACHINE

Since becoming a full-time starter in 2017, LB **Joe Schobert** has totaled 449 tackles, the third-most in the NFL during that span. Schobert has started at middle linebacker in all nine games this season and posted a team-leading 71 tackles and one INT. Schobert, who played in the AFC North from 2016-19 with the Browns, posted 17 tackles, four passes defended, two INTs and 1.0 sack in two games against the Steelers last season.

Schobert has posted five INTs since 2019, tied for the most among all NFL linebackers in that span.

## TACKLES, 2017-20

RK.	PLAYER (TEAMS)	TACKLES
1.	LB <b>Blake Martinez</b> (G.B./NYG)	537
2.	LB <b>Bobby Wagner</b> (SEA)	517
3.	LB <b>Joe Schobert</b> (CLE/JAX)	449
4.	LB <b>Jaylon Smith</b> (DAL)	433
5.	LB <b>Eric Kendricks</b> (MIN)	415

## INTs, LBs, 2019-20

RK.	PLAYER (TEAM)	INTS	TACKLES
1.	LB <b>Joe Schobert</b> (JAX)	5	204
	LB <b>Darius Leonard</b> (IND)	5	181
3.	LB <b>KJ Wright</b> (SEA)	4	180
	LB <b>Jamie Collins</b> (DET/N.E.)	4	148

## HENDERSON THE BALL-HAWK

CB **CJ Henderson** finished Week 10 with three tackles and his first career forced fumble. Henderson, who intercepted QB **Philip Rivers** in his first career game, is one of three rookies in the NFL this season with at least one forced fumble and one INT.

## NFL ROOKIES, 2020 AT LEAST ONE FF AND ONE INT

RK.	PLAYER	GAMES	INTs	FFs
1.	CB <b>CJ Henderson</b> (JAX)	8	1	1
2.	CB <b>Trevon Diggs</b> (DAL)	9	2	1
3.	CB <b>Antoine Winfield</b> (T.B.)	10	1	1

# JAGUARS 2020 STATISTICS



## Jacksonville Jaguars / Week 10 / Through Sunday, November 15, 2020 / Regular Season

### Won 1, Lost 8

9/13/2020	W	27 - 20	Indianapolis Colts
9/20/2020	L	30 - 33	at Tennessee Titans
9/24/2020	L	13 - 31	Miami Dolphins
10/4/2020	L	25 - 33	at Cincinnati Bengals
10/11/2020	L	14 - 30	at Houston Texans
10/18/2020	L	16 - 34	Detroit Lions
10/25/2020	L	29 - 39	at Los Angeles Chargers
11/8/2020	L	25 - 27	Houston Texans
11/15/2020	L	20 - 24	at Green Bay Packers

<b>Total First Downs</b>	<b>185</b>	<b>214</b>
Rushing	49	72
Passing	118	115
Penalty	18	27
3rd Down: Made/Att	51/115	47/111
3rd Down Pct.	44.3%	42.3%
4th Down: Made/Att	4/16	6/9
4th Down Pct.	25.0%	66.7%
<b>Possession Avg.</b>	<b>28:16</b>	<b>31:44</b>
<b>Total Net Yards</b>	<b>3064</b>	<b>3740</b>
Avg. Per Game	340.4	415.6
Total Plays	568	583
Avg. Per Play	5.4	6.4
<b>Net Yards Rushing</b>	<b>900</b>	<b>1185</b>
Avg. Per Game	100.0	131.7
Total Rushes	200	272
<b>Net Yards Passing</b>	<b>2164</b>	<b>2555</b>
Avg. Per Game	240.4	283.9
Sacked/Yards Lost	28/164	9/46
Gross Yards	2328	2601
Attempts/Completions	340/220	302/212
Completion Pct.	64.7%	70.2%
Had Intercepted	7	7
<b>Punts/Average</b>	<b>31/45.7</b>	<b>25/41.0</b>
<b>Net Punting Avg.</b>	<b>42.7</b>	<b>31.4</b>
<b>Penalties/Yards</b>	<b>54/543</b>	<b>44/407</b>
<b>Fumbles/Ball Lost</b>	<b>9/5</b>	<b>5/2</b>
<b>Touchdowns</b>	<b>24</b>	<b>31</b>
Rushing	7	12
Passing	15	19
Returns	2	0

Score By Periods									
	Q1	Q2	Q3	Q4	OT	Pts			
Team	27	67	42	63	0	199			
Opponents	64	88	67	52	0	271			
Scoring									
	TD	Ru	Pa	Rt	PAT	FG	2Pt	Pts	
J.Robinson	7	5	2	0	0/0	0/0	1	44	
K.Cole	5	0	4	1	0/0	0/0	0	30	
D.Chark	4	0	4	0	0/0	0/0	0	24	
J.Lambo	0	0	0	0	8/10	5/5	0	23	
A.Rosas	0	0	0	0	1/1	4/5	0	13	
C.McLaughlin	0	0	0	0	2/2	2/2	0	8	
C.Johnson	1	0	1	0	0/0	0/0	0	6	
L.Shenault	1	0	1	0	0/0	0/0	0	6	
D.Thomas	1	0	0	1	0/0	0/0	0	6	
J.Luton	1	1	0	0	0/0	0/0	0	6	
G.Minshew	1	1	0	0	0/0	0/0	0	6	
C.Conley	1	0	1	0	0/0	0/0	0	6	
C.Thompson	1	0	1	0	0/0	0/0	0	6	
T.Eifert	1	0	1	0	0/0	0/0	0	6	
J.Brown	0	0	0	0	1/1	1/2	0	4	
S.Hauschka	0	0	0	0	2/2	0/2	0	2	
B.Ellefson	0	0	0	0	0/0	0/0	1	2	
B.Wright	0	0	0	0	1/2	0/0	0	1	
<b>Team</b>	<b>24</b>	<b>7</b>	<b>15</b>	<b>2</b>	<b>15/18</b>	<b>12/16</b>	<b>2</b>	<b>199</b>	
<b>Opponents</b>	<b>31</b>	<b>12</b>	<b>19</b>	<b>0</b>	<b>28/30</b>	<b>19/22</b>	<b>0</b>	<b>271</b>	

2-Pt. Conversions: Team 2/6, Opponents: 0/1  
 Sacks: J.Allen 2.5, D.Smoot 1.5, D.Hamilton 1.0, K.Chaisson 1.0,  
 T.Herndon 1.0, M.Jack 1.0, J.Schobert 0.5, T.Bryan 0.5 **Team:**  
**9.0, Opponents: 27.0**

Rushing	No.	Yds	Avg	Long	TD
J.Robinson	155	689	4.4	39	5
G.Minshew	25	122	4.9	16	1
L.Shenault	11	54	4.9	14	0
C.Thompson	7	20	2.9	5	0
J.Luton	1	13	13.0	13t	1
K.Cole	1	2	2.0	2	0
<b>Team</b>	<b>200</b>	<b>900</b>	<b>4.5</b>	<b>39</b>	<b>7</b>
<b>Opponents</b>	<b>272</b>	<b>1185</b>	<b>4.4</b>	<b>54</b>	<b>12</b>

Receiving	No.	Yds	Avg	Long	TD
D.Chark	37	493	13.3	73t	4
K.Cole	34	427	12.6	51	4
L.Shenault	30	323	10.8	36	1
J.Robinson	29	228	7.9	28	2
C.Conley	26	319	12.3	51	1
C.Thompson	20	146	7.3	15	1
T.Eifert	17	156	9.2	19t	1
J.O'Shaughnessy	16	156	9.8	26	0
C.Johnson	7	69	9.9	19	1
D.Ogunbowale	1	5	5.0	5	0
D.Westbrook	1	4	4.0	4	0
B.Miller	1	2	2.0	2	0
G.Minshew	1	0	0.0	0	0
T.Godwin	0	0	0.0	0	0
B.Ellefson	0	0	0.0	0	0
T.Davis	0	0	0.0	0	0
<b>Team</b>	<b>220</b>	<b>2328</b>	<b>10.6</b>	<b>73t</b>	<b>15</b>
<b>Opponents</b>	<b>212</b>	<b>2601</b>	<b>12.3</b>	<b>78t</b>	<b>19</b>

Interceptions	No.	Yds	Avg	Long	TD
S.Jones	2	1	0.5	1	0
J.Wilson	1	48	48.0	48	0
C.Henderson	1	22	22.0	22	0
A.Wingard	1	12	12.0	12	0
J.Schobert	1	2	2.0	2	0
M.Jack	1	0	0.0	0	0
<b>Team</b>	<b>7</b>	<b>85</b>	<b>12.1</b>	<b>48</b>	<b>0</b>
<b>Opponents</b>	<b>7</b>	<b>69</b>	<b>9.9</b>	<b>44</b>	<b>0</b>

Punting	No	Yds	Avg	Net	TB	In	Lg	B
L.Cooke	31	1416	45.7	42.7	2	14	63	0
<b>Team</b>	<b>31</b>	<b>1416</b>	<b>45.7</b>	<b>42.7</b>	<b>2</b>	<b>14</b>	<b>63</b>	<b>0</b>
<b>Opponents</b>	<b>25</b>	<b>1025</b>	<b>41.0</b>	<b>31.4</b>	<b>4</b>	<b>10</b>	<b>61</b>	<b>1</b>

Punt Returns	Ret	FC	Yds	Avg	Long	TD
K.Cole	4	1	117	29.3	91t	1
D.Westbrook	4	1	44	11.0	13	0
C.Claybrooks	2	2	-1	-0.5	0	0
<b>Team</b>	<b>10</b>	<b>4</b>	<b>160</b>	<b>16.0</b>	<b>91t</b>	<b>1</b>
<b>Opponents</b>	<b>8</b>	<b>5</b>	<b>51</b>	<b>6.4</b>	<b>15</b>	<b>0</b>

Kickoff Returns	No.	Yds	Avg	Long	TD
C.Claybrooks	9	191	21.2	39	0
D.Westbrook	4	89	22.3	26	0
K.Cole	3	80	26.7	40	0
T.Godwin	2	20	10.0	15	0
B.Miller	1	7	7.0	7	0
<b>Team</b>	<b>19</b>	<b>387</b>	<b>20.4</b>	<b>40</b>	<b>0</b>
<b>Opponents</b>	<b>16</b>	<b>263</b>	<b>16.4</b>	<b>41</b>	<b>0</b>

Field Goals	1-19	20-29	30-39	40-49	50+
J.Lambo	0/0	0/0	2/2	1/1	2/2
A.Rosas	0/0	1/1	2/2	0/1	1/1
C.McLaughlin	0/0	0/0	1/1	0/0	1/1
J.Brown	0/0	0/0	1/2	0/0	0/0
S.Hauschka	0/0	0/1	0/0	0/1	0/0
<b>Team</b>	<b>0/0</b>	<b>1/2</b>	<b>6/7</b>	<b>1/3</b>	<b>4/4</b>
<b>Opponents</b>	<b>0/0</b>	<b>1/1</b>	<b>11/12</b>	<b>5/6</b>	<b>2/3</b>

Fumbles Lost: G.Minshew II 2, J.Robinson 1, D.Westbrook 1,

G.Minshew 1 **Total: 5**

Opponent Fumble Recoveries: M.Jack 1, D.Hamilton 1 **Total: 2**

Passing	Att	Cmp	Yds	Cmp%	Yds/Att	TD	TD%	Int	Int%	Long	Sack	Lost	Rating
G.Minshew	267	176	1855	65.9%	7.0	13	4.9%	5	1.9%	51	22/	126	94.4
J.Luton	73	44	473	60.3%	6.5	2	2.7%	2	2.7%	73t	5/	34	77.0
J.Robinson	0	0	0	0.0%	0.0	0	0.0%	0	0.0%	0	1/	4	0.0
<b>Team</b>	<b>340</b>	<b>220</b>	<b>2328</b>	<b>64.7%</b>	<b>6.8</b>	<b>15</b>	<b>4.4%</b>	<b>7</b>	<b>2.1%</b>	<b>73t</b>	<b>28/</b>	<b>164</b>	<b>90.6</b>
<b>Opponents</b>	<b>302</b>	<b>212</b>	<b>2601</b>	<b>70.2%</b>	<b>8.6</b>	<b>19</b>	<b>6.3%</b>	<b>7</b>	<b>2.3%</b>	<b>78t</b>	<b>9/</b>	<b>46</b>	<b>107.8</b>

# STEELERS 2020 STATISTICS



## Pittsburgh Steelers / Week 10 / Through Sunday, November 15, 2020 / Regular Season

Won 9, Lost 0

9/14/2020	W	26 - 16	at New York Giants
9/20/2020	W	26 - 21	Denver Broncos
9/27/2020	W	28 - 21	Houston Texans
10/11/2020	W	38 - 29	Philadelphia Eagles
10/18/2020	W	38 - 7	Cleveland Browns
10/25/2020	W	27 - 24	at Tennessee Titans
11/1/2020	W	28 - 24	at Baltimore Ravens
11/8/2020	W	24 - 19	at Dallas Cowboys
11/15/2020	W	36 - 10	Cincinnati Bengals

Total First Downs				190		163			
Rushing				51		48			
Passing				118		100			
Penalty				21		15			
3rd Down: Made/Att				61/130		50/126			
3rd Down Pct.				46.9%		39.7%			
4th Down: Made/Att				6/9		4/14			
4th Down Pct.				66.7%		28.6%			
Possession Avg.				31:41		28:19			
Total Net Yards				3105		2863			
Avg. Per Game				345.0		318.1			
Total Plays				586		565			
Avg. Per Play				5.3		5.1			
Net Yards Rushing				916		961			
Avg. Per Game				101.8		106.8			
Total Rushes				238		221			
Net Yards Passing				2189		1902			
Avg. Per Game				243.2		211.3			
Sacked/Yards Lost				10/87		36/242			
Gross Yards				2276		2144			
Attempts/Completions				338/226		308/173			
Completion Pct.				66.9%		56.2%			
Had Intercepted				4		11			
Punts/Average				39/45.2		41/44.8			
Net Punting Avg.				38.7		38.4			
Penalties/Yards				49/415		57/561			
Fumbles/Ball Lost				12/4		11/6			
Touchdowns				33		20			
Rushing				9		5			
Passing				22		15			
Returns				2		0			
Score By Periods				Q1	Q2	Q3	Q4	OT	Pts
Team				56	97	48	70	0	271
Opponents				27	72	35	37	0	171
Scoring	TD	Ru	Pa	Rt	PAT	FG	2Pt	Pts	
C.Boswell	0	0	0	0	27/30	14/14	0	69	
C.Claypool	9	2	7	0	0/0	0/0	0	54	
J.Smith-Schuster	5	0	5	0	0/0	0/0	1	32	
J.Conner	5	5	0	0	0/0	0/0	0	30	
D.Johnson	4	0	4	0	0/0	0/0	0	24	
E.Ebron	3	0	3	0	0/0	0/0	0	18	
J.Washington	3	0	3	0	0/0	0/0	0	18	
B.Snell	2	2	0	0	0/0	0/0	0	12	
R.Spillane	1	0	0	1	0/0	0/0	0	6	
M.Fitzpatrick	1	0	0	1	0/0	0/0	0	6	
D.Watt	0	0	0	0	0/0	0/0	0	2	
Team	33	9	22	2	27/30	14/14	1	271	
Opponents	20	5	15	0	17/17	10/13	2	171	

2-Pt. Conversions: Team 1/3, Opponents: 2/3

Sacks: T.Watt 9.0, B.Dupree 7.0, S.Tuitt 6.0, M.Hilton 3.0, V.Williams 3.0, C.Heyward 2.0, T.Edmunds 1.0, T.Alualu 1.0, D.Bush 1.0, A.Highsmith 1.0, R.Spillane 1.0, C.Sutton 1.0 **Team: 36.0, Opponents: 10.0**

Rushing	No.	Yds	Avg	Long	TD
J.Conner	132	556	4.2	59	5
B.Snell	50	180	3.6	30	2
A.McFarland	17	64	3.8	20	0
R.McCloud	3	62	20.7	58	0
C.Claypool	9	22	2.4	8	2
B.Roethlisberger	19	14	0.7	11	0
D.Johnson	2	13	6.5	9	0
J.Samuels	3	8	2.7	5	0
M.Rudolph	3	-3	-1.0	-1	0
<b>Team</b>	<b>238</b>	<b>916</b>	<b>3.8</b>	<b>59</b>	<b>9</b>
<b>Opponents</b>	<b>221</b>	<b>961</b>	<b>4.3</b>	<b>74t</b>	<b>5</b>

Receiving	No.	Yds	Avg	Long	TD
J.Smith-Schuster	54	516	9.6	31t	5
D.Johnson	37	426	11.5	46	4
C.Claypool	35	500	14.3	84t	7
E.Ebron	31	323	10.4	24	3
J.Conner	22	135	6.1	18	0
J.Washington	20	232	11.6	28t	3
R.McCloud	10	50	5.0	9	0
V.McDonald	9	61	6.8	15	0
A.McFarland	4	28	7.0	8	0
J.Samuels	2	5	2.5	4	0
B.Snell	2	0	0.0	4	0
<b>Team</b>	<b>226</b>	<b>2276</b>	<b>10.1</b>	<b>84t</b>	<b>22</b>
<b>Opponents</b>	<b>173</b>	<b>2144</b>	<b>12.4</b>	<b>73t</b>	<b>15</b>

Interceptions	No.	Yds	Avg	Long	TD
M.Fitzpatrick	2	40	20.0	33t	1
S.Nelson	2	3	1.5	3	0
R.Spillane	1	33	33.0	33t	1
J.Haden	1	24	24.0	24	0
M.Hilton	1	8	8.0	8	0
A.Highsmith	1	2	2.0	2	0
C.Heyward	1	0	0.0	0	0
T.Watt	1	0	0.0	0	0
C.Sutton	1	0	0.0	0	0
<b>Team</b>	<b>11</b>	<b>110</b>	<b>10.0</b>	<b>33t</b>	<b>2</b>
<b>Opponents</b>	<b>4</b>	<b>55</b>	<b>13.8</b>	<b>37</b>	<b>0</b>

Punting	No	Yds	Avg	Net	TB	In	Lg	B
D.Colquitt	20	861	43.1	37.1	2	6	59	0
J.Berry	19	901	47.4	40.3	1	9	62	0
<b>Team</b>	<b>39</b>	<b>1762</b>	<b>45.2</b>	<b>38.7</b>	<b>3</b>	<b>15</b>	<b>62</b>	<b>0</b>
<b>Opponents</b>	<b>41</b>	<b>1836</b>	<b>44.8</b>	<b>38.4</b>	<b>0</b>	<b>11</b>	<b>63</b>	<b>0</b>

Punt Returns	Ret	FC	Yds	Avg	Long	TD
R.McCloud	14	7	210	15.0	57	0
D.Johnson	7	2	50	7.1	18	0
J.Haden	0	1	0	0.0	0	0
<b>Team</b>	<b>21</b>	<b>10</b>	<b>260</b>	<b>12.4</b>	<b>57</b>	<b>0</b>
<b>Opponents</b>	<b>18</b>	<b>11</b>	<b>193</b>	<b>10.7</b>	<b>73</b>	<b>0</b>

Kickoff Returns	No.	Yds	Avg	Long	TD
R.McCloud	15	363	24.2	49	0
D.Johnson	1	24	24.0	24	0
<b>Team</b>	<b>16</b>	<b>387</b>	<b>24.2</b>	<b>49</b>	<b>0</b>
<b>Opponents</b>	<b>23</b>	<b>476</b>	<b>20.7</b>	<b>64</b>	<b>0</b>

Field Goals	1-19	20-29	30-39	40-49	50+
C.Boswell	0/0	2/2	6/6	5/5	1/1
<b>Team</b>	<b>0/0</b>	<b>2/2</b>	<b>6/6</b>	<b>5/5</b>	<b>1/1</b>
<b>Opponents</b>	<b>0/0</b>	<b>2/2</b>	<b>3/3</b>	<b>3/4</b>	<b>2/4</b>

Fumbles Lost: E.Ebron 1, D.Johnson 1, B.Snell 1, C.Claypool 1

**Total: 4**

Opponent Fumble Recoveries: V.Williams 1, S.Nelson 1, M.Hilton 1, R.Spillane 1, M.Fitzpatrick 1, B.Snell 1 **Total: 6**

Passing	Att	Cmp	Yds	Cmp%	Yds/Att	TD	TD%	Int	Int%	Long	Sack	Lost	Rating
B.Roethlisberger	334	223	2267	66.8%	6.8	22	6.6%	4	1.2%	84t	10/	87	103.0
M.Rudolph	4	3	9	75.0%	2.2	0	0.0%	0	0.0%	6	0/	0	77.1
<b>Team</b>	<b>338</b>	<b>226</b>	<b>2276</b>	<b>66.9%</b>	<b>6.7</b>	<b>22</b>	<b>6.5%</b>	<b>4</b>	<b>1.2%</b>	<b>84t</b>	<b>10/</b>	<b>87</b>	<b>102.6</b>
<b>Opponents</b>	<b>308</b>	<b>173</b>	<b>2144</b>	<b>56.2%</b>	<b>7.0</b>	<b>15</b>	<b>4.9%</b>	<b>11</b>	<b>3.6%</b>	<b>73t</b>	<b>36/</b>	<b>242</b>	<b>79.2</b>





# ALPHABETICAL



NO	NAME	POS	HT	WT	DOB	AGE	EXP	COLLEGE	HOMETOWN	HOW ACQ.
53	Allen, Dakota	LB	6-1	232	11/2/95	25	2	Texas Tech	Humble, Texas	PS (LAR)-'19
41	Allen, Josh	DE	6-5	262	7/13/97	23	2	Kentucky	Montclair, N.J.	D1-'19
36	Barcoo, Luq	CB	6-1	175	7/27/98	22	R	San Diego State	San Diego, Calif.	FA-'20
78	Bartch, Ben	OL	6-6	309	7/22/98	22	R	St. John's (Minn.)	Dayton, Ore.	D4-'20
90	Bryan, Taven	DL	6-5	291	3/11/96	24	3	Florida	Casper, Wyo.	D1-'18
60	Cann, A.J.	OL	6-3	315	10/3/91	29	6	South Carolina	Bamberg, S.C.	D3-'15
45	Chaisson, K'Lavon	DE/LB	6-3	254	7/25/99	21	R	LSU	Houston, Texas	D1b-'20
17	Chark Jr., DJ	WR	6-4	198	9/23/96	24	3	LSU	Alexandria, La.	D2-'18
27	Claybrooks, Chris	CB/RS	5-9	179	7/17/97	23	R	Memphis	Nashville, Tenn.	D7-'20
84	Cole Sr., Keelan	WR	6-1	194	4/20/93	27	4	Kentucky Wesleyan	Louisville, Ky.	FA-'17
18	Conley, Chris	WR	6-3	205	10/25/92	28	6	Georgia	Dallas, Ga.	UFA (K.C.)-'19
9	Cooke, Logan	P	6-5	230	7/28/95	25	3	Mississippi State	Darbin, Miss.	D7b-'18
55	Correa, Kamalei	LB	6-3	241	4/27/94	26	5	Boise State	Honolulu, Hawaii	T (TEN)-'20
58	Costin, Doug	DT	6-2	295	10/5/97	23	R	Miami (Ohio)	West Chester, Pa.	FA-'20
87	Davis, Tyler	TE	6-4	252	4/2/97	23	R	Georgia Tech	North Bellmore, N.Y.	D6b-'20
88	Eifert, Tyler	TE	6-6	255	9/8/90	30	8	Notre Dame	Fort Wayne, Ind.	FA-'20
99	Ekualé, Daniel	DT	6-3	276	1/3/94	26	2	Washington State	Pago Pago, American Samoa	PS (JAX)-'20
86	Ellefson, Ben	TE	6-3	250	9/1/96	24	R	North Dakota State	Hawley, Minn.	FA-'20
2	Glennon, Mike	QB	6-7	225	12/12/89	30	8	North Carolina State	Fairfax County, Va.	FA-'20
96	Gotsis, Adam	DE	6-4	287	9/23/92	28	5	Georgia Tech	Melbourne, Australia	FA-'20
52	Hamilton, DaVon	DT	6-4	320	2/1/97	23	R	Ohio State	Pickerington, Ohio	D3-'20
23	Henderson, CJ	CB	6-1	204	9/30/98	22	R	Florida	Miami, Fla.	D1a-'20
37	Herndon, Tre	CB	5-11	185	3/5/96	24	3	Vanderbilt	Chattanooga, Tenn	FA-'18
44	Jack, Myles	LB	6-1	244	9/3/95	25	5	UCLA	Scottsdale, Ariz.	D2-'16
19	Johnson, Collin	WR	6-6	222	9/23/97	23	R	Texas	San Jose, Calif.	D5b-'20
35	Jones IV, Sidney	CB	6-0	181	5/21/96	24	4	Washington	West Covina, Calif.	PS-'20
65	Linder, Brandon	OL	6-6	315	1/25/92	28	7	Miami (Fla.)	Southwest Ranches, Fla.	D3-'14
6	Luton, Jake	QB	6-6	224	4/11/96	24	R	Oregon State	Marysville, Wash.	D6a-'20
59	Lynch, Aaron	DE/LB	6-6	270	3/8/93	27	7	South Florida	Cape Coral, Fla.	FA-'20
46	Maticisk, Ross	LS	6-0	235	9/13/96	24	R	Baylor	McKinney, Texas	FA-'20
62	McDermott, KC	OL	6-5	311	4/18/96	24	2	Miami (Fla.)	Wellington, Fla.	FA-'18
3	McLaughlin, Chase	K	6-1	175	4/9/96	24	2	Illinois	Cypress, Texas	PS (MIN)-'20
39	Middleton, Doug	S	6-0	210	9/25/93	27	4	Appalachian State	Winston-Salem, N.C.	FA-'20
15	Minschew II, Gardner	QB	6-1	225	5/16/96	24	2	Washington State	Brandon, Miss.	D6-'19
68	Norwell, Andrew	OL	6-6	325	10/25/91	29	7	Ohio State	Cincinnati, Ohio	UFA (Car.)-'18
33	Ogunbowale, Dare	RB	5-10	205	5/4/94	26	3	Wisconsin	Milwaukee, Wisc.	FA-'20
80	O'Shaughnessy, James	TE	6-4	245	1/14/92	28	6	Illinois State	Naperville, Ill.	W (N.E.)-'17
22	Ozigbo, Devine	RB	6-2	225	10/2/96	24	2	Nebraska	Sachse, Texas	W (N.O.)-'19
76	Richardson Jr., Will	OL	6-6	306	1/4/96	24	3	North Carolina State	Burlington, N.C.	D4-'18
74	Robinson, Cam	OL	6-6	320	10/9/95	25	4	Alabama	West Monroe, La.	D2-'17
30	Robinson, James	RB	5-9	219	8/9/98	22	R	Illinois State	Rockford, Ill.	FA-'20
47	Schobert, Joe	LB	6-1	245	11/6/93	27	5	Wisconsin	Waukesha, Wis.	UFA (CLE)-'20
24	Scott, Josiah	CB	5-9	185	4/5/99	21	R	Michigan State	Hamilton, Ohio	D4a-'20
69	Shatley, Tyler	OL	6-3	310	5/5/91	29	6	Clemson	Icard, N.C.	FA-'14
10	Shenault Jr., Laviska	WR	6-1	227	10/5/98	22	R	Colorado	Desoto, Texas	D2-'20
94	Smoot, Dawuane	DL	6-3	264	3/2/95	25	4	Illinois	Groveport, Ohio	D3-'17
75	Taylor, Jawaan	OL	6-5	312	11/25/97	22	2	Florida	Cocoa, Fla.	D2-'19
20	Thomas, Daniel	S	5-10	215	7/1/98	22	R	Auburn	Montgomery, Ala.	D5a-'20
40	Watson, Brandon	S	5-11	198	7/11/95	25	2	Michigan	Wilmington, Del.	PS (JAX)-'19
56	Williams, Quincy	LB	5-11	225	8/28/96	24	2	Murray State	Birmingham, Ala.	D3b-'19
26	Wilson, Jarrod	S	6-2	210	2/9/94	26	5	Michigan	Akron, Ohio	FA-'16
42	Wingard, Andrew	S	6-0	209	12/5/96	23	2	Wyoming	Arvada, Colo.	FA-'19



# NUMERICAL



NO	NAME	POS	HT	WT	DOB	AGE	EXP	COLLEGE	HOMETOWN	HOW ACQ.
2	Mike Glennon	QB	6-7	225	12/12/89	30	8	North Carolina State	Fairfax County, Va.	FA-'20
3	Chase McLaughlin	K	5-11	187	4/9/96	24	2	Illinois	Cypress, Texas	PS (MIN)-'20
6	Jake Luton	QB	6-6	224	4/11/96	24	R	Oregon State	Marysville, Wash.	D6a-'20
9	Logan Cooke	P	6-5	230	7/28/95	25	3	Mississippi State	Darbus, Miss.	D7b-'18
10	Laviska Shenault Jr.	WR	6-1	227	10/5/98	22	R	Colorado	Desoto, Texas	D2-'20
15	Gardner Minshew II	QB	6-1	225	5/16/96	24	2	Washington State	Brandon, Miss.	D6-'19
17	DJ Chark Jr.	WR	6-4	198	9/23/96	24	3	Louisiana State	Alexandria, La.	D2-'18
18	Chris Conley	WR	6-3	205	10/25/92	28	6	Georgia	Dallas, Ga.	UFA (K.C.)-'19
19	Collin Johnson	WR	6-6	222	9/23/97	23	R	Texas	Los Angeles, Calif.	D5b-'20
20	Daniel Thomas	S	5-10	215	7/1/98	22	R	Auburn	Montgomery, Ala.	D5a-'20
22	Devine Ozigbo	RB	6-2	225	10/2/96	24	2	Nebraska	Sachse, Texas	W (N.O.)-'19
23	CJ Henderson	CB	6-1	204	9/30/98	22	R	Florida	Miami, Fla.	D1a-'20
24	Josiah Scott	CB	5-9	185	4/5/99	21	R	Michigan State	Hamilton, Ohio	D4a-'20
26	Jarrod Wilson	S	6-2	210	1/23/94	26	5	Michigan	Akron, Ohio	FA-'16
27	Chris Claybrooks	CB/RS	5-9	179	7/17/97	23	R	Memphis	Nashville, Tenn.	D7-'20
30	James Robinson	RB	5-9	219	8/9/98	22	R	Illinois State	Rockford, Ill.	FA-'20
33	Dare Ogunbowale	RB	5-10	205	5/4/94	26	3	Wisconsin	Milwaukee, Wisc.	FA-'20
35	Sidney Jones IV	CB	6-0	181	5/21/96	24	4	Washington	West Covina, Calif.	PS-'20
36	Luq Barcoo	CB	6-1	175	7/27/98	22	R	San Diego State	San Diego, Calif.	FA-'20
37	Tre Herndon	CB	5-11	185	3/5/96	24	3	Vanderbilt	Chattanooga, Tenn.	FA-'18
39	Doug Middleton	S	6-0	210	9/25/93	27	4	Appalachian State	Winston-Salem, N.C.	FA-'20
40	Brandon Watson	S	5-11	198	7/11/95	25	2	Michigan	Wilmington, Del.	PS (JAX)-'19
41	Josh Allen	DE	6-5	262	7/13/97	23	2	Kentucky	Montclair, N.J.	D1-'19
42	Andrew Wingard	S	6-0	209	12/5/96	23	2	Wyoming	Arvada, Colo.	FA-'19
44	Myles Jack	LB	6-1	244	9/3/95	25	5	UCLA	Scottsdale, Ariz.	D2-'16
45	K'Lavon Chaisson	DE/LB	6-3	254	7/25/99	21	R	LSU Houston, Texas	D1b-'20	
46	Ross Maticcik	LS	6-0	235	9/13/96	24	R	Baylor	McKinney, Texas	FA-'20
47	Joe Schobert	LB	6-1	245	11/6/93	27	5	Wisconsin	Waukesha, Wis.	FA-'20
52	DaVon Hamilton	DT	6-4	320	2/1/97	23	R	Ohio State	Pickerington, Ohio	D3-'20
53	Dakota Allen	LB	6-1	232	11/2/95	25	2	Texas Tech	Humble, Texas	PS (LAR)-'19
55	Kamalei Correa	LB	6-4	254	4/27/94	26	5	Boise State	Honolulu, Hawaii	T (TEN)-'20
56	Quincy Williams	LB	5-11	225	8/28/96	24	2	Murray State	Birmingham, Ala.	D3b-'19
58	Doug Costin	DT	6-2	295	10/5/97	23	R	Miami (Ohio)	West Chester, Pa.	FA-'20
59	Aaron Lynch	DE/LB	6-6	270	3/8/93	27	7	South Florida	Cape Coral, Fla.	FA-'20
60	A.J. Cann	OL	6-3	315	10/3/91	29	6	South Carolina	Bamberg, S.C.	D3-'15
62	KC McDermott	OL	6-5	311	4/18/96	24	2	Miami (Fla.)	Wellington, Fla.	FA-'18
65	Brandon Linder	OL	6-6	315	1/25/92	28	7	Miami (Fla.)	Southwest Ranches, Fla.	D3-'14
68	Andrew Norwell	OL	6-6	325	10/25/91	29	7	Ohio State	Cincinnati, Ohio	UFA (Car.)-'18
69	Tyler Shatley	OL	6-3	310	5/5/91	29	6	Clemson	Icard, N.C.	FA-'14
74	Cam Robinson	OL	6-6	320	10/9/95	25	4	Alabama	West Monroe, La.	D2-'17
75	Jawaan Taylor	OL	6-5	312	11/25/97	22	2	Florida	Cocoa, Fla.	D2-'19
76	Will Richardson Jr.	OL	6-6	306	1/4/96	24	3	North Carolina State	Burlington, N.C.	D4-'18
78	Ben Bartch	OL	6-6	309	7/22/98	22	R	St. John's (Minn.)	Dayton, Ore.	D4a-'20
80	James O'Shaughnessy	TE	6-4	245	1/14/92	28	6	Illinois State	Naperville, Ill.	W (N.E.)-'17
84	Keelan Cole Sr.	WR	6-1	194	4/20/93	27	4	Kentucky Wesleyan	Louisville, Ky.	FA-'17
86	Ben Ellefson	TE	6-3	250	9/1/96	24	R	North Dakota State	Hawley, Minn.	FA-'20
87	Tyler Davis	TE	6-4	252	4/2/97	23	R	Georgia Tech	North Bellmore, N.Y.	D6b-'20
88	Tyler Eifert	TE	6-6	255	9/8/90	30	8	Notre Dame	Fort Wayne, Ind.	FA-'20
90	Taven Bryan	DL	6-5	291	3/11/96	24	3	Florida	Casper, Wyo.	D1-'18
94	Dawuane Smoot	DL	6-3	264	3/2/95	25	4	Illinois	Groveport, Ohio	D3-'17
96	Adam Gotsis	DE	6-4	287	9/23/92	28	5	Georgia Tech	Melbourne, Australia	FA-'20
99	Daniel Ekuale	DT	6-3	276	1/3/94	26	2	Washington State	Pago Pago, American Samoa	PS (JAX)-'20

## PRACTICE SQUAD

1	Jon Brown	K	5-10	202	27	1	Louisville	Clifton, Miss.	FA-'20
14	Terry Godwin	WR	5-11	185	24	1	Georgia	Hogansville, Ga.	FA-'19
16	Trey Quinn	WR	6-0	200	24	3	SMU	Baton Rouge, La.	PS-'20
31	Nathan Cottrell	RB	5-11	193	24	R	Georgia Tech	Knoxville, Tenn.	FA-'20
32	Nate Meadors	CB	5-11	194	23	1	UCLA	San Bernardino, Calif.	FA-'20
38	Josh Nurse	CB	6-3	200	24	R	Utah	Fayetteville, Ga.	FA-'20
43	Joe Giles-Harris	LB	6-2	234	23	2	Duke	Nyack, N.Y.	PS-'19
57	Nate Evans	LB	6-1	241	22	R	Central Florida	Waggaman, La.	FA-'20
64	Austen Pleasants	OL	6-7	328	23	R	Ohio	Ironton, Ohio	FA-'20
66	Garrett McGhin	OL	6-6	300	25	2	East Carolina	Tallahassee, Fla.	W (BUF)-'20
<b>67</b>	<b>Evan Boehm</b>	<b>OL</b>	<b>6-3</b>	<b>321</b>	<b>27</b>	<b>5</b>	<b>Missouri</b>	<b>Lee's Summit, Mo.</b>	<b>PS-'20</b>
77	Tre'Vour Wallace-Simms	OL	6-5	330	23	R	Missouri	St. Louis, Ill.	FA-'20
81	Josh Hammond	WR	6-0	194	22	R	Florida	Hallandale, Fla.	FA-'20
85	Eric Saubert	TE	6-5	253	26	3	Drake	Chicago, Ill.	PS-'20
92	Caraun Reid	DL	6-2	292	28	5	Princeton	Bronx, N.Y.	PS (JAX)-'20

**BOLD= Practice Squad Veteran Spot**



# DEPTH CHART



## Offense

WR:	<b>17</b> <u>DJ Chark Jr.</u>	<b>19</b> <u>Collin Johnson</u>		
LT:	<b>74</b> <u>Cam Robinson</u>	<b>76</b> <u>Will Richardson Jr.</u>		
LG:	<b>68</b> <u>Andrew Norwell</u>	<b>78</b> <u>Ben Bartch</u>		
C:	<b>65</b> <u>Brandon Linder</u>	<b>69</b> <u>Tyler Shatley</u>	<b>62</b> <u>KC McDermott</u>	
RG:	<b>60</b> <u>A.J. Cann</u>	<b>78</b> <u>Ben Bartch</u>		
RT:	<b>75</b> <u>Jawaan Taylor</u>	<b>76</b> <u>Will Richardson Jr.</u>		
TE:	<b>80</b> <u>James O'Shaughnessy</u>	<b>88</b> <u>Tyler Eifert</u>	<b>87</b> <u>Tyler Davis</u>	<b>86</b> <u>Ben Ellefson</u>
QB:	<b>15</b> <u>Gardner Minshew II</u>	<b>6</b> <u>Jake Luton</u>	<b>2</b> <u>Mike Glennon</u>	
RB:	<b>30</b> <u>James Robinson</u>	<b>33</b> <u>Dare Ogunbowale</u>	<b>22</b> <u>Devine Ozigbo</u>	
WR:	<b>84</b> <u>Keelan Cole Sr.</u>			
WR:	<b>10</b> <u>Laviska Shenault Jr.</u>	<b>18</b> <u>Chris Conley</u>		

## Defense

DE	<b>41</b> <u>Josh Allen</u>	<b>45</b> <u>K'Lavon Chaisson</u>	<b>59</b> <u>Aaron Lynch</u>
NT	<b>52</b> <u>DaVon Hamilton</u>	<b>58</b> <u>Doug Costin</u>	
DT	<b>90</b> <u>Taven Bryan</u>	<b>99</b> <u>Daniel Ekuale</u>	
DE	<b>96</b> <u>Adam Gotsis</u>	<b>94</b> <u>Dawuane Smoot</u>	
WLB	<b>44</b> <u>Myles Jack</u>	<b>53</b> <u>Dakota Allen</u>	<b>56</b> <u>Quincy Williams</u>
MLB	<b>47</b> <u>Joe Schobert</u>		
SLB	<b>55</b> <u>Kamalei Correa</u>	<b>59</b> <u>Aaron Lynch</u>	
RCB	<b>35</b> <u>Sidney Jones IV</u>	<b>27</b> <u>Chris Claybrooks</u>	<b>24</b> <u>Josiah Scott</u>
FS	<b>26</b> <u>Jarrold Wilson</u>	<b>42</b> <u>Andrew Wingard</u>	<b>40</b> <u>Brandon Watson</u>
SS	<b>20</b> <u>Daniel Thomas</u>	<b>39</b> <u>Doug Middleton</u>	
LCB	<b>23</b> <u>CJ Henderson</u>	<b>37</b> <u>Tre Herndon</u>	<b>36</b> <u>Luq Barcoo</u>

## Special Teams

PK	<b>3</b> <u>Chase McLaughlin</u>	
P	<b>9</b> <u>Logan Cooke</u>	
H	<b>9</b> <u>Logan Cooke</u>	
LS	<b>49</b> <u>Ross Matiscik</u>	
PR	<b>84</b> <u>Keelan Cole</u>	<b>27</b> <u>Chris Claybrooks</u>
KR	<b>27</b> <u>Chris Claybrooks</u>	<b>84</b> <u>Keelan Cole Sr.</u>

\_\_\_\_\_ = Rookie

## PRONUNCIATION GUIDE

<b>Luq Barcoo</b>	Luke BAR-koo
<b>Taven Bryan</b>	TAY-ven
<b>K'Lavon Chaisson</b>	KAY-luh-vahn CHASE-on
<b>A.J. Cann</b>	CAN
<b>Kamalei Correa</b>	KAH-muh-lay core-AY-uh
<b>Tyler Eifert</b>	EYE-fert
<b>Daniel Ekuale</b>	Eee-qwall-lay
<b>Adam Gotsis</b>	GOT-sis
<b>Tre Herndon</b>	Tray
<b>Jake Luton</b>	LOOT-in
<b>Ross Matiscik</b>	MATTA-sick
<b>James O'Shaughnessy</b>	oh-SEAN-uh-see
<b>Dare Ogunbowale</b>	DAR-ay OH-gun-buh-WALL-ay
<b>Devine Ozigbo</b>	oh-ZIG-bo
<b>Joe Schobert</b>	SHOW-bert
<b>Laviska Shenault Jr.</b>	luh-VISK-uh shuh-nault
<b>Dawuane Smoot</b>	duh-WAHN
<b>Jarrold Wilson</b>	Jared
<b>Andrew Wingard</b>	WING-urd



# EXPERIENCE



NO	NAME	POS	HT	WT	DOB	AGE	EXP	COLLEGE	HOMETOWN
<b>8th Year (2)</b>									
2	Glennon, Mike	QB	6-7	225	12/12/89	30	8	North Carolina State	Fairfax County, Va.
88	Eifert, Tyler	TE	6-6	255	9/8/90	30	8	Notre Dame	Fort Wayne, Ind.
<b>7th Year (3)</b>									
65	Linder, Brandon	OL	6-6	315	1/25/92	28	7	Miami (Fla.)	Southwest Ranches, Fla.
59	Lynch, Aaron	DE/LB	6-6	270	3/8/93	27	7	South Florida	Cape Coral, Fla.
68	Norwell, Andrew	OL	6-6	325	10/25/91	29	7	Ohio State	Cincinnati, Ohio
<b>6th Year (4)</b>									
60	Cann, A.J.	OL	6-3	315	10/3/91	29	6	South Carolina	Bamberg, S.C.
18	Conley, Chris	WR	6-3	205	10/25/92	28	6	Georgia	Dallas, Ga.
80	O'Shaughnessy, James	TE	6-4	245	1/14/92	28	6	Illinois State	Naperville, Ill.
69	Shatley, Tyler	OL	6-3	310	5/5/91	29	6	Clemson	Icard, N.C.
<b>5th Year (5)</b>									
55	Correa, Kamalei	LB	6-3	241	4/27/94	26	5	Boise State	Honolulu, Hawaii
96	Gotsis, Adam	DE	6-4	287	9/23/92	26	5	Georgia Tech	Melbourne, Australia
44	Jack, Myles	LB	6-1	244	9/3/95	25	5	UCLA	Scottsdale, Ariz.
47	Schobert, Joe	LB	6-1	245	11/6/93	26	5	Wisconsin	Wakesha, Wis.
26	Wilson, Jarrod	S	6-2	210	2/9/94	26	5	Michigan	Akron, Ohio
<b>4th Year (5)</b>									
84	Cole Sr., Keelan	WR	6-1	194	4/20/93	27	4	Kentucky Wesleyan	Louisville, Ky.
35	Jones IV, Sidney	CB	6-0	181	5/21/96	24	4	Washington	West Covina, Calif.
39	Middleton, Doug	S	6-0	210	9/25/93	27	4	Appalachian State	Winston Salem, N.C.
74	Robinson, Cam	OL	6-6	320	10/9/95	25	4	Alabama	West Monroe, La.
94	Smoot, Dawuane	DL	6-3	264	3/21/95	25	4	Illinois	Groveport, Ohio
<b>3rd Year (5)</b>									
90	Bryan, Taven	DL	6-5	291	3/11/96	24	3	Florida	Casper, Wyo.
17	Chark Jr., DJ	WR	6-4	198	9/23/96	24	3	Louisiana State	Alexandria, La.
9	Cooke, Logan	P	6-5	230	7/28/95	25	3	Mississippi State	Darburn, Miss.
41	Herndon, Tre	CB	5-11	185	3/5/96	24	3	Vanderbilt	Chattanooga, Tenn.
33	Ogunbowale, Dare	RB	5-10	205	5/4/94	26	3	Wisconsin	Milwaukee, Wisc.
<b>2nd Year (12)</b>									
53	Allen, Dakota	LB	6-1	232	11/2/95	25	2	Texas Tech	Humble, Texas
41	Allen, Josh	DE	6-5	262	7/13/97	23	2	Kentucky	Montclair, N.J.
99	Ekual, Daniel	DT	6-3	276	1/3/94	26	2	Washington State	Pago Pago, American Samoa
62	McDermott, KC	OL	6-5	311	4/18/96	24	2	Miami (Fla.)	Wellington, Fla.
3	McLaughlin, Chase	K	6-1	190	4/9/96	24	2	Illinois	Cypress, Texas
15	Minshew II, Gardner	QB	6-1	225	5/16/96	24	2	Washington State	Flowood, Miss.
22	Ozigbo, Devine	RB	6-2	225	10/2/96	24	2	Nebraska	Sachse, Texas
76	Richardson Jr., Will	OL	6-6	306	1/3/92	28	2	North Carolina State	Burlington, N.C.
75	Taylor, Jawaan	OL	6-5	312	11/25/97	22	2	Florida	Cocoa, Fla.
40	Watson, Brandon	S	5-11	198	7/11/95	25	2	Michigan	Wilmington, Del.
56	Williams, Quincy	LB	5-11	225	8/28/96	24	2	Murray State	Birmingham, Ala.
42	Wingard, Andrew	S	6-0	209	12/5/96	23	2	Wyoming	Arvada, Colo.
<b>Rookies (16)</b>									
36	Barcoo, Luq	CB	6-1	175	7/27/98	22	R	San Diego State	San Diego, Calif.
78	Bartch, Ben	OL	6-6	309	7/22/98	22	R	St. John's (Minn.)	Dayton, Ore.
45	Chaisson, K'Lavon	DE	6-3	254	7/25/99	21	R	LSU	Houston, Texas
7	Claybrooks, Chris	CB/RS	5-9	179	7/17/97	23	R	Memphis	Nashville, Tenn.
58	Costin, Doug	DT	6-2	295	10/5/97	23	R	Miami (Ohio)	West Chester, Pa.
87	Davis, Tyler	TE	6-4	252	4/2/97	23	R	Georgia Tech	North Bellmore, N.Y.
86	Ellefson, Ben	TE	6-3	250	9/1/96	24	R	North Dakota State	Hayley, Minn.
52	Hamilton, DaVon	DT	6-4	320	2/1/97	23	R	Ohio State	Pickerington, Ohio
23	Henderson, CJ	CB	6-1	204	9/30/98	22	R	Florida	Miami, Fla.
19	Johnson, Collin	WR	6-6	222	9/23/97	23	R	Texas	Los Angeles, Calif.
6	Luton, Jake	QB	6-6	224	4/11/96	24	R	Oregon State	Maryville, Wash.
46	Matiscik, Ross	LS	6-0	235	9/13/96	24	R	Baylor	McKinney, Texas
30	Robinson, James	RB	5-9	219	8/9/98	22	R	Illinois State	Rockford, Ill.
10	Shenault Jr., Laviska	WR	6-1	227	10/5/98	22	R	Colorado	Desoto, Texas
24	Scott, Josiah	CB	5-9	185	4/5/99	21	R	Michigan State	Hamilton, Ohio
20	Thomas, Daniel	S	5-10	215	7/1/98	22	R	Auburn	Montgomery, Ala.



# JAGUARS BY POSITION



## OFFENSE (24)

	NO	NAME	POS	HT	WT	EXP	COLLEGE
3	QUARTERBACKS						
	2	Glennon, Mike	QB	6-7	225	7	North Carolina State
	6	Luton, Jake	QB	6-6	224	R	Oregon State
	15	Minshew II, Gardner	QB	6-1	225	2	Washington State
3	RUNNING BACKS/FULLBACKS						
	22	Ozigbo, Devine	RB	6-2	225	2	Nebraska
	30	Robinson, James	RB	5-9	219	R	Illinois State
	33	Ogunbowale, Dare	RB	5-10	205	3	Wisconsin
5	WIDE RECEIVERS						
	10	Shenault Jr., Laviska	WR	6-1	227	R	Colorado
	17	Chark Jr., DJ	WR	6-4	198	3	Louisiana State
	18	Conley, Chris	WR	6-3	205	6	Georgia
	19	Johnson, Collin	WR	6-6	222	R	Texas
4	84	Cole Sr., Keelan	WR	6-1	194	4	Kentucky Wesleyan
	80	O'Shaughnessy, James	TE	6-4	245	6	Illinois State
	86	Ellefson, Ben	TE	6-3	250	R	North Dakota State
	87	Davis, Tyler	TE	6-4	252	R	Georgia Tech
9	88	Eifert, Tyler	TE	6-6	255	8	Notre Dame
	60	Cann, A.J.	OL	6-3	315	6	South Carolina
	62	McDermott, KC	OL	6-5	311	2	Miami (Fla.)
	65	Linder, Brandon	OL	6-6	315	7	Miami (Fla.)
9	68	Norwell, Andrew	OL	6-6	325	7	Ohio State
	69	Shatley, Tyler	OL	6-3	310	6	Clemson
	74	Robinson, Cam	OL	6-6	320	4	Alabama
	75	Taylor, Jawaan	OL	6-5	312	2	Florida
	76	Richardson Jr, Will	OL	6-6	306	3	North Carolina State
	78	Bartch, Ben	OL	6-6	309	R	St. John's (Minn.)

## SPECIAL TEAMS (3)

3	KICKERS/SPECIALISTS						
	3	McLaughlin, Chase	K	6-1	195	2	Illinois
	9	Cooke, Logan	P	6-5	230	3	Mississippi State
	46	Maticcik, Ross	LS	6-0	235	R	Baylor

## DEFENSE (25)

9	DEFENSIVE LINEMEN						
	41	Allen, Josh	DE/LB	6-5	262	2	Kentucky
	45	Chaisson, K'Lavon	DE/LB	6-3	254	R	LSU
	52	Hamilton, DaVon	DT	6-4	320	R	Ohio State
	58	Costin, Doug	DT	6-2	295	R	Miami (Ohio)
	90	Bryan, Taven	DL	6-5	291	3	Florida
	94	Smoot, Dawuane	DL	6-3	264	4	Illinois
	96	Gotsis, Adam	DE	6-4	287	5	Georgia Tech
	99	Ekuale, Daniel	DT	6-3	276	2	Washington State
6	LINEBACKERS						
	44	Jack, Myles	LB	6-1	244	5	UCLA
	47	Schobert, Joe	LB	6-1	245	5	Wisconsin
	53	Allen, Dakota	LB	6-1	232	2	Texas Tech
	55	Correa, Kamalei	LB	6-3	241	5	Boise State
	56	Williams, Quincy	LB	5-11	225	2	Murray State
10	59	Lynch, Aaron	LB	6-6	270	7	South Florida
	20	Thomas, Daniel	S	5-10	215	R	Auburn
	23	Henderson, CJ	CB	6-1	204	R	Florida
	24	Scott, Josiah	CB	5-9	185	R	Michigan State
	26	Wilson, Jarrod	S	6-2	210	5	Michigan
	27	Claybrooks, Chris	CB/RS	5-9	179	R	Memphis
	35	Jones IV, Sidney	CB	6-0	181	4	Washington
	36	Barcoo, Luq	CB	6-1	175	R	San Diego State
	37	Herndon, Tre	CB	5-11	185	3	Vanderbilt
	39	Middleton, Doug	S	6-0	210	4	Appalachian State
	40	Watson, Brandon	S	5-11	198	2	Michigan
	42	Wingard, Andrew	S	6-0	209	2	Wyoming



# HOW BUILT



Year	Rookie, Veteran And First-Year Free Agents (11)	Unrestricted Free Agents (5)	Trades (1)	Practice Squad (9)	Waivers (2)	College Draft (24)
2014	OL Tyler Shatley					OL Brandon Linder
2015						OL A.J. Cann
2016	S Jarrod Wilson					LB Myles Jack
2017	WR Keelan Cole Sr.				TE James O'Shaughnessy (N.E.)	OL Cam Robinson DL Dawuane Smoot
2018	CB Tre Herndon	OL Andrew Norwell		S Brandon Watson LB Dakota Allen		DL Taven Bryan WR DJ Chark Jr. OL Will Richardson Jr. P Logan Cooke
2019	S Andrew Wingard	WR Chris Conley			RB Devine Ozigbo (N.O.)	DE Josh Allen OL Jawaan Taylor LB Quincy Williams QB Gardner Minshew II
2020	CB Luq Barcoo DT Doug Costin LS Ross Matiscik RB James Robinson DE Adam Gotsis RB Dare Ogunbowale	LB Joe Schobert TE Tyler Eifert DE/LB Aaron Lynch	LB Kamalei Correa (TEN)	QB Mike Glennon CB Sidney Jones IV DT Daniel Ekuale TE Ben Ellefson K Chase McLaughlin (MIN) OL KC McDermott S Doug Middleton		CB CJ Henderson LB/DE K'Lavon Chaisson WR Laviska Shenault Jr. DT DaVon Hamilton OL Ben Bartch CB Josiah Scott S Daniel Thomas WR Collin Johnson QB Jake Luton TE Tyler Davis CB/RS Chris Claybrooks

## 2020 COACHING STAFF

### Head Coach - Doug Marrone

#### Offensive Staff

Offensive Coordinator - **Jay Gruden**  
 Offensive Assistant - **Chris O'Hara**  
 Wide Receivers Coach - **Keenan McCardell**  
 Tight Ends Coach - **Ron Middleton**  
 Quarterbacks Coach - **Ben McAdoo**  
 Offense - Research - **Eric Price**  
 Offensive Quality Control - **Denard Robinson**  
 Running Backs Coach - **Terry Robiskie**  
 Assistant Offensive Line Coach - **Tony Sparano Jr.**  
 Offensive Line Coach - **George Warhop**

#### Defensive Staff

Defensive Coordinator - **Todd Wash**  
 Linebackers Coach - **Mark Collins**  
 Secondary Coach - Safeties - **Joe Danna**  
 Assistant Linebackers Coach - **Tony Gilbert**  
 Defensive Line Coach - **Jason Rebrovich**  
 Defensive Assistant - **Dwayne Stukes**  
 Secondary Coach - Cornerbacks - **Tim Walton**

#### Special Teams Staff

Special Teams Coordinator - **Joe DeCamillis**  
 Assistant Special Teams Coordinator - **Mike Mallory**

#### Coaching Support Staff

Director of Team Administration - **Tyler Wolf**  
 Assistant to the Head Coach and Administrator of Coaching  
 Operations - **ElizaBeth Mayers**



# 2020 DEFENSIVE STATS



POS.	NAME	TOTAL TKLS	SOLO TKLS	ASST. TKLS	SACKS	SACK YDS	TFLs	QB HITS	INTs	PDs	FF	FR
LB	Joe Schobert	71	42	29	0.5	3.0	3	2	1	1	0	0
S	Josh Jones	61	42	19	0.0	0.0	0	0	0	0	0	0
LB	Myles Jack	60	35	25	1.0	6.0	3	2	1	3	1	1
CB	C.J. Henderson	36	27	9	0.0	0.0	0	0	1	6	1	0
CB	Tre Herndon	34	30	4	1.0	8.0	3	1	0	2	0	0
DT	Davon Hamilton	28	13	15	1.0	10.0	2	5	0	1	0	1
CB	Sidney Jones IV	22	18	4	0.0	0.0	0	0	2	9	1	0
S	Andrew Wingard	21	15	6	0.0	0.0	0	0	1	2	0	0
S	Jarrod Wilson	21	14	7	0.0	0.0	0	0	1	1	0	0
DE	Adam Gotsis	20	11	9	0.0	0.0	4	0	0	1	0	0
DB	Chris Claybrooks	18	16	2	0.0	0.0	1	0	0	3	0	0
S	Daniel Thomas	16	13	3	0.0	0.0	0	0	0	0	0	0
S	Brandon Watson	15	9	6	0.0	0.0	0	0	0	0	0	0
LB	Dakota Allen	14	9	5	0.0	0.0	3	1	0	0	0	0
DE	Josh Allen	13	7	6	2.5	7.0	2	11	0	1	0	0
CB	D.J. Hayden	13	12	1	0	0	0	0	0	1	0	0
DT	Doug Costin	12	4	8	0	0	1	0	0	0	0	0
DL	Dawuane Smoot	11	8	3	1.5	3.0	2	9	0	0	0	0
DL	Taven Bryan	11	7	4	0.5	1.0	3	4	0	0	0	0
LB	Quincy Williams	9	5	4	0.0	0.0	1	0	0	1	0	0
DL	K'Lavon Chaisson	9	5	4	1	8	1	2	0	1	0	0
DL	Cassius Marsh	9	7	2	0	0	0	1	0	0	0	0
DT	Abry Jones	8	4	4	0	0	0	0	0	0	0	0
LB	Kamalei Correa	5	3	2	0.0	0.0	0	0	0	1	0	0
LB	Leon Jacobs	3	3	0	0	0	1	0	0	0	0	0
DT	Timmy Jernigan	1	0	1	0	0	0	1	0	0	0	0
CB	Josiah Scott	1	1	0	0	0	0	0	0	0	0	0
DT	Caraun Reid	1	0	1	0	0	0	0	0	0	0	0
TE	Tyler Eifert	0	0	0	0	0	0	0	0	0	1	0
DT	Daniel Ekuale	0	0	0	0	0	0	0	0	1	0	0
DE	Jabaal Sheard	0	0	0	0	0	0	2	0	1	0	0
<b>2020 TEAM TOTALS:</b>		<b>544</b>	<b>360</b>	<b>184</b>	<b>9.0</b>	<b>46.0</b>	<b>30</b>	<b>42</b>	<b>7</b>	<b>35</b>	<b>4</b>	<b>2</b>

## JAGUARS SPECIAL TEAMS STATISTICS

POS.	NAME	ST TACKLES	ST SOLO	ST ASST.	FF	OPP. FR	OWN FR	BLOCKED KICKS
RB	Dare Ogunbowale	6	5	1	0	0	0	0
LB	Dakota Allen	2	1	1	0	0	0	0
DB	Daniel Thomas	2	2	0	0	0	0	0
S	Doug Middleton	2	0	2	0	0	0	0
S	Andrew Wingard	2	0	2	0	0	0	0
DB	Andrew Wingard	2	2	0	0	0	0	0
LB	Shaquille Quartersman	2	2	0	0	0	0	0
P	Logan Cooke	1	1	0	0	0	0	0
S	Daniel Thomas	1	1	0	0	0	0	1
C	Ross Matiscik	1	1	0	0	0	0	0
DB	Sidney Jones	1	1	0	0	0	0	0
RB	Bruce Miller	1	1	0	0	0	0	0
DB	Brandon Watson	1	0	1	0	0	0	0
RB	Devine Ozigbo	1	0	1	0	0	0	0
<b>2020 TEAM TOALS:</b>		<b>26</b>	<b>18</b>	<b>8</b>	<b>0</b>	<b>0</b>	<b>0</b>	<b>1</b>

# 2020 GAME-BY-GAME PARTICIPATION



	vs. IND	at TEN	vs. MIA	at CIN	at HOU	vs. DET	at LAC	vs. HOU	at GB	vs. PIT	vs. CLE	at MIN	vs. TEN	at BAL	vs. CHI	at IND	GAMES/ STARTED
Allen, D.	P	P	P	P	WLB	P	WLB	INA	INA								7/2
Allen, J.	DE	DE	DE	DE	INA	INA	P	DE	DE								7/6
Barcoo	INA	INA	INA	INA	DNP	INA	INA	INA	INA								0/0
Bartch	P	P	P	P	P	P	P	P	P								9/0
Brown	--	--	--	--	ps	P	--	--	ps								1/0
Bryan	DT	DT	DT	DT	DT	DT	DT	P	DT								9/8
Cann	RG	RG	RG	RG	RG	RG	INA	RG	RG								8/8
Chaisson	P	P	P	P	DE	DE	P	P	P								9/2
Chark Jr.	WR	WR	INA	WR	WR	WR	WR	WR	WR								8/8
Claybrooks	P	P	P	P	LCB	P	P	P	P								9/1
Cole Sr.	P	P	WR	P	P	P	P	P	WR								9/2
Conley	P	P	WR	P	P	P	P	P	WR								9/2
Cooke	P	P	P	P	P	P	P	P	P								9/0
Correa	--	--	--	--	--	SLB	SLB	SLB	SLB								4/4
Costin	INA	INA	INA	P	P	P	DT	DT	INA								5/2
Cottrell	P	ps	ps	ps	ps	ps	ps	ps	ps								1/0
Davis	INA	INA	P	P	P	P	INA	P	P								6/0
Eifert	P	TE	P	TE	P	P	INA	P	P								8/2
Ekual	ps	ps	ps	INA	INA	INA	INA	P	P								2/0
Ellefson	P	TE	ps	ps	ps	ps	P	TE	P								5/2
Giles-Harris	ps	ps	ps	ps	ps	ps	ps	P	P								2/0
Glennon	DNP	DNP	DNP	DNP	DNP	DNP	DNP	DNP	DNP								0/0
Godwin	ps	ps	ps	ps	ps	ps	ps	ps	P								1/0
Gotsis	DE	DE	DE	DE	P	DE	DE	DE	DE								9/8
Hamilton	P	P	P	P	P	NT	DE	NT	NT								9/4
Hauschka	--	--	--	INA	P	--	--	--	--								1/0
Hayden	CB	P	P	P	IR	IR	IR	IR	IR								4/1
Henderson	LCB	LCB	LCB	LCB	INA	LCB	LCB	LCB	LCB								8/8
Herndon	RCB	RCB	RCB	RCB	RCB	P	P	P	P								9/5
Jack	WLB	WLB	WLB	WLB	INA	WLB	INA	WLB	WLB								7/7
Jacobs	P	SLB	SLB	IR	IR	IR	IR	IR	IR								3/2
Jernigan	P	P	P	--	--	--	--	--	--								3/0
Johnson	P	P	P	P	P	P	P	P	P								9/0
Jones, A.	NT	NT	NT	NT	NT	INA	IR	IR	IR								5/5
Jones, J.	SS	SS	SS	SS	SS	SS	SS	SS	IR								8/8
Jones IV, S.	ps	P	P	P	SLB	RCB	RCB	RCB	RCB								8/5
Lambo	P	P	IR	IR	IR	IR	P	P	IR								4/0
Linder	C	C	INA	INA	C	C	C	C	INA								6/6
Luton	INA	INA	INA	INA	INA	INA	INA	QB	QB								2/2
Lynch	--	--	--	--	--	--	--	INA	P								1/0
Marsh Sr.	INA	P	P	SLB	P	--	--	--	--								4/1

POS=Started; P=Played; DNP=Did not play; INA= Inactive; ps=Practice squad; ---=Not on roster;  
NFI= Reserve/non-football injury; PUP=Reserve/physically unable to perform; IR=Injured reserve; Sus=Suspended

# 2020 GAME-BY-GAME PARTICIPATION



	vs. IND	at TEN	vs. MIA	at CIN	at HOU	vs. DET	at LAC	vs. HOU	at GB	vs. PIT	vs. CLE	at MIN	vs. TEN	at BAL	vs. CHI	at IND	GAMES/ STARTED
Matiscik	P	P	P	P	P	P	P	P	P								9/0
McDermott	ps	ps	P	P	ps	ps	ps	ps	DNP								2/0
McLaughlin	--	--	--	--	--	--	--	--	P								1/0
Middleton	--	ps	ps	P	ps	ps	P	P	P								4/0
Miller	FB	P	P	P	FB	FB	FB	--	--								7/4
Minshew II	QB	QB	QB	QB	QB	QB	QB	INA	INA								7/7
Norwell	LG	LG	LG	LG	LG	LG	LG	LG	LG								9/9
Nurse	--	ps	ps	ps	ps	ps	ps	P	ps								1/0
O'Shaughnessy	TE	TE	TE	TE	TE	TE	TE	TE	TE								9/9
Ogunbowale	INA	P	P	P	P	P	P	P	P								8/0
Ozigbo	IR	IR	IR	IR	IR	IR	P	INA	INA								1/0
Quarterman	P	P	P	P	P	P	P	IR	IR								7/0
Reid	ps	ps	ps	ps	P	P	P	INA	--								3/0
Richardson Jr.	P	P	P	P	P	P	P	P	P								9/0
Robinson, C.	LT	LT	LT	LT	LT	LT	LT	LT	LT								9/9
Robinson, J.	RB	RB	RB	RB	RB	RB	RB	RB	RB								9/9
Rosas	--	--	--	P	ps-IR	ps-IR	ps-IR	--	--								1/0
Saubert	ps	ps	ps	ps	ps	ps	P	ps	ps								1/0
Schobert	MLB	MLB	MLB	MLB	MLB	MLB	MLB	MLB	MLB								9/9
Scott	DNP	INA	INA	INA	DNP	DNP	P	INA	DNP								1/0
Shatley	P	P	C	C	P	P	RG	P	C								9/4
Sheard	--	--	--	--	--	P	--	--	--								1/0
Shenault Jr.	WR	P	WR	WR	WR	WR	WR	WR	INA								8/7
Smoot	P	P	P	P	DE	P	P	P	P								9/1
Taylor	RT	RT	RT	RT	RT	RT	RT	RT	RT								9/9
Thomas	P	P	P	P	P	P	P	P	SS								9/1
Thompson	P	P	P	P	P	P	IR	P	P								8/0
Watson	P	P	P	P	P	P	FS	P	P								9/1
Westbrook	INA	INA	P	INA	INA	INA	P	IR	IR								2/0
Williams	IR	IR	IR	IR	P	P	P	P	P								5/0
Wilson	FS	IR	IR	IR	FS	FS	INA	FS	FS								5/5
Wingard	P	FS	FS	FS	P	IR	IR	IR	P								5/4
Wright	ps	ps	P	--	--	--	--	--	--								1/0

POS=Started; P=Played; DNP=Did not play; INA= Inactive; ps=Practice squad; --=Not on roster; Ret=Reserve/Retired list  
 NFI= Reserve/non-football injury; PUP=Reserve/physically unable to perform;  
 IR=Injured reserve; ps-IR=Practice squad injured reserve; Sus=Suspended





## OFFENSIVE STARTERS

Date	WR	FB/TE/WR	LT	LG	C	RG	RT	TE	WR	QB	RB
9/13 vs. IND	Shenault Jr.	Miller (FB)	C. Robinson	Norwell	Linder	Cann	Taylor	O'Shaughnessy	Chark Jr.	Minshew II	J. Robinson
9/20 at TEN	Ellefson (TE)	Eifert (TE)	C. Robinson	Norwell	Linder	Cann	Taylor	O'Shaughnessy	Chark Jr.	Minshew II	J. Robinson
9/24 at MIA	Conley	Shenault Jr. (WR)	C. Robinson	Norwell	Shatley	Cann	Taylor	O'Shaughnessy	Cole Sr.	Minshew II	J. Robinson
10/04 at CIN	Shenault Jr.	Eifert (TE)	C. Robinson	Norwell	Shatley	Cann	Taylor	O'Shaughnessy	Chark Jr.	Minshew II	J. Robinson
10/11 at HOU	Shenault Jr.	Miller (FB)	C. Robinson	Norwell	Linder	Cann	Taylor	O'Shaughnessy	Chark Jr.	Minshew II	J. Robinson
10/18 vs. DET	Shenault Jr.	Miller (FB)	C. Robinson	Norwell	Linder	Cann	Taylor	O'Shaughnessy	Chark Jr.	Minshew II	J. Robinson
10/25 at LAC	Shenault Jr.	Miller (FB)	C. Robinson	Norwell	Linder	Shatley	Taylor	O'Shaughnessy	Chark Jr.	Minshew II	J. Robinson
11/8 vs. HOU	Shenault Jr.	Ellefson (TE)	C. Robinson	Norwell	Linder	Cann	Taylor	O'Shaughnessy	Chark Jr.	Luton	J. Robinson
11/15 at GB	Conley	Cole	C. Robinson	Norwell	Shatley	Cann	Taylor	O'Shaughnessy	Chark Jr.	Luton	J. Robinson
11/22 vs. PIT											
11/29 vs. CLE											
12/6 at MIN											
12/13 vs. TEN											
12/20 at BAL											
12/27 vs. CHI											
1/03 at IND											

## DEFENSIVE STARTERS

Date	DE	NT	DT	DE	WLB	MLB	SLB	LCB	FS	SS	RCB
9/13 vs. IND	J. Allen	A. Jones	Bryan	Gotsis	Jack	Schobert	Hayden (CB)	Henderson	Wilson	J. Jones	Herndon
9/20 at TEN	J. Allen	A. Jones	Bryan	Gotsis	Jack	Schobert	Jacobs	Henderson	Wingard	J. Jones	Herndon
9/24 at MIA	J. Allen	A. Jones	Bryan	Gotsis	Jack	Schobert	Jacobs	Henderson	Wingard	J. Jones	Herndon
10/04 at CIN	J. Allen	A. Jones	Bryan	Gotsis	Jack	Schobert	Marsh Sr.	Henderson	Wingard	J. Jones	Herndon
10/11 at HOU	Chaisson	A. Jones	Bryan	Smoot	D. Allen	Schobert	Herndon (CB)	C. Claybrooks	Wilson	J. Jones	S. Jones IV
10/18 vs. DET	Chaisson	Hamilton	Bryan	Gotsis	Jack	Schobert	Correa	Henderson	Wilson	J. Jones	S. Jones IV
10/25 at LAC	Hamilton	Costin (DT)	Bryan	Gotsis	D. Allen	Schobert	Correa	Henderson	Watson	J. Jones	S. Jones IV
11/8 vs. HOU	J. Allen	Hamilton	Costin	Gotsis	Jack	Schobert	Correa	Henderson	Wilson	J. Jones	S. Jones IV
11/15 at GB	J. Allen	Hamilton	Bryan	Gotsis	Jack	Schobert	Correa	Henderson	Wilson	Thomas	S. Jones IV
11/22 vs. PIT											
11/29 vs. CLE											
12/6 at MIN											
12/13 vs. TEN											
12/20 at BAL											
12/27 vs. CHI											
1/03 at IND											

# 2020 GAME-BY-GAME LEADERS



## JAGUARS INDIVIDUAL LEADERS

Date	Pass Yds.	Rushing Yds.	Receptions	Receiving Yds.	Touchdowns	Sacks	Total Tackles
9/13 vs. IND	G. Minshew II - 173	J. Robinson - 62	K. Cole - 5	K. Cole - 47	3 tied - 1	M. Jack - 1.0	J. Jones - 12
9/20 at TEN	G. Minshew II - 339	J. Robinson - 102	K. Cole - 6	D. Chark Jr. - 84	4 tied - 1	K. Chaisson - 1.0	M. Jack - 11
9/24 vs. MIA	G. Minshew II - 275	J. Robinson - 46	J. Robinson - 6	J. Robinson - 83	J. Robinson - 2	J. Allen - 1.0	M. Jack - 11
10/04 at CIN	G. Minshew II - 351	J. Robinson - 75	D. Chark Jr. - 8	D. Chark Jr. - 95	Chark Jr. - 2	J. Allen - 1.0	J. Jones - 11
10/11 at HOU	G. Minshew II - 301	J. Robinson - 48	L. Shenault Jr. - 7	L. Shenault Jr. - 79	2 tied - 1	D. Smoot - 1.0	2 tied - 7
10/18 vs. DET	G. Minshew II - 243	J. Robinson - 29	D. Chark Jr. - 7	K. Cole - 143	2 tied - 1	n/a	J. Schobert - 10
10/25 at LAC	G. Minshew II - 173	J. Robinson - 119	J. Robinson - 4	L. Shenault Jr. - 44	J. Robinson - 2	2 tied - 0.5	J. Schobert - 9
11/8 vs. HOU	J. Lutan - 304	J. Robinson - 99	2 tied - 7	D. Chark Jr. - 146	3 tied - 1	T. Herndon - 1.0	M. Jack - 11
11/15 at GB	J. Lutan - 109	J. Robinson - 109	K. Cole - 5	D. Chark Jr. - 56	K. Cole - 2	D. Hamilton - 1.0	2 tied - 9
11/22 vs. PIT							
11/29 vs. CLE							
12/6 at MIN							
12/13 vs. TEN							
12/20 at BAL							
12/27 vs. CHI							
1/03 at IND							

## OPPONENT INDIVIDUAL LEADERS

Date	Pass Yds.	Rushing Yds.	Receptions	Receiving Yds.	Touchdowns	Sacks	Total Tackles
9/13 vs. IND	P. Rivers - 363	N. Hines - 28	2 tied - 6	P. Campbell - 71	2 tied - 1	D. Autry - 2.0	D. Leonard - 9
9/20 at TEN	R. Tannehill - 239	D. Henry - 84	A. Humphries - 5	J. Smith - 84	J. Smith - 2	2 tied - 1.0	2 tied - 11
9/24 vs. MIA	R. Fitzpatrick - 160	M. Gaskin - 66	2 tied - 5	D. Parker - 69	4 tied - 1	3 tied - 1.0	J. Baker - 8
10/04 at CIN	J. Burrow - 300	J. Mixon - 151	T. Boyd - 7	T. Boyd - 90	J. Mixon - 3	2 tied - 1.0	J. Bates III - 10
10/11 at HOU	D. Watson - 359	Da. Johnson - 96	B. Cooks - 8	B. Cooks - 161	3 tied - 1	3 tied - 1.0	T. Adams - 13
10/18 vs. DET	M. Stafford - 223	D. Swift - 116	K. Golladay - 4	K. Golladay - 105	D. Swift - 2	T. Flowers - 1.0	J. Okudah - 8
10/25 at LAC	J. Herbert - 347	J. Herbert - 66	K. Allen - 10	K. Allen - 125	3 tied - 1	U. Nwosu - 1.5	R. Jenkins - 8
11/8 vs. HOU	D. Watson - 281	D. Watson - 50	W. Fuller - 5	W. Fuller - 100	3 tied - 1	2 tied - 1.0	T. Adams - 12
11/15 at GB	A. Rodgers - 325	A. Jones - 46	D. Adams - 8	M. Valdes-Scantling - 149	3 tied - 1	3 tied - 1.0	C. Kirksey - 7
11/22 vs. PIT							
11/29 vs. CLE							
12/6 at MIN							
12/13 vs. TEN							
12/20 at BAL							
12/27 vs. CHI							
1/03 at IND							

# TAKEAWAYS AND TURNOVERS



Date	Result	Net Differential	TAKEAWAYS				GIVEAWAYS		
			Total Takeaways	INTs	Fumbles Recovered	Points Off Turnovers	Total Giveaways	INTs	Fumbles Lost
9/13 vs. IND	W	2	2	2	0	10	0	0	0
9/20 at TEN	L	-2	0	0	0	0	2	2	0
9/24 at MIA	L	-2	0	0	0	0	2	1	1
10/04 at CIN	L	0	1	1	0	3	1	1	0
10/11 at HOU	L	0	2	2	0	0	2	0	2
10/18 vs. DET	L	-1	1	1	0	0	2	1	1
10/25 at LAC	L	-1	0	0	0	0	1	0	1
11/8 vs. HOU	L	0	1	0	1	0	1	1	0
11/15 at GB	L	1	2	1	1	10	1	1	0
11/22 vs. PIT									
11/29 vs. CLE									
12/6 at MIN									
12/13 vs. TEN									
12/20 at BAL									
12/27 vs. CHI									
1/03 at IND									
<b>Totals</b>	<b>1-8</b>	<b>-3</b>	<b>9</b>	<b>7</b>	<b>2</b>	<b>23</b>	<b>12</b>	<b>7</b>	<b>5</b>

# RED ZONE STATS



JAGUARS 2020 RED ZONE EFFICIENCY										GOAL TO GO		
Date	Opponent	Drives	RZ Drives	RZ TDS	RZ TD%	RZ FGM	RZ FGA	RZ Score %	RZ Giveaways	Drives	Off TD	TD %
9/13	vs. IND	10	2	2	100%	0	0	100%	0	1	1	100%
9/20	at TEN	9	5	4	80%	1	1	100%	0	1	1	100%
9/24	vs. MIA	10	2	2	100%	0	0	100%	0	1	1	100%
10/4	at CIN	10	5	2	40%	3	3	100%	0	1	1	100%
10/11	at HOU	10	4	2	50%	0	1	50%	1	2	1	50%
10/18	vs. DET	11	5	2	40%	1	2	60%	0	0	0	0%
10/25	at LAC	12	2	2	100%	0	0	100%	0	1	1	100%
11/8	vs. HOU	12	3	2	66.7%	1	1	100%	0	1	1	100%
11/15	at G.B.	12	2	1	50.0%	1	1	100.0%	0	0	0	0.0%
11/22	vs. PIT											
11/29	vs. CLE											
12/6	at MIN											
12/13	vs. TEN											
12/20	at BAL											
12/27	vs. CHI											
1/3	at IND											
TOTALS		96	30	19	63.3%	7	9	86.7%	1	8	7	87.5%

OPPONENT 2020 RED ZONE EFFICIENCY										GOAL TO GO		
Date	Opponent	Drives	RZ Drives	RZ TDS	RZ TD%	RZ FGM	RZ FGA	RZ Score %	RZ Giveaways	Drives	Off TD	TD %
9/13	vs. IND	9	5	2	40%	1	2	60%	0	1	1	100%
9/20	at TEN	10	4	4	100%	0	0	100%	0	1	1	100%
9/24	vs. MIA	10	5	4	80%	1	1	100%	0	3	3	100%
10/4	at CIN	11	4	1	25%	2	2	75%	1	2	1	50%
10/11	at HOU	10	3	1	33%	2	2	100%	0	0	0	0%
10/18	vs. DET	11	5	4	80%	1	1	100%	0	3	3	100%
10/25	at LAC	14	5	2	40%	2	2	80%	0	2	2	100%
11/8	vs. HOU	12	2	1	50%	1	1	100%	0	1	1	100%
11/15	at G.B.	13	3	2	66.7%	1	1	100.0%	0	2	2	100%
11/22	vs. PIT											
11/29	vs. CLE											
12/6	at MIN											
12/13	vs. TEN											
12/20	at BAL											
12/27	vs. CHI											
1/3	at IND											
TOTALS		87	33	19	57.6%	10	11	87.9%	1	15	14	93.3%



# DRIVE CHART



## WEEK 1 VS. INDIANAPOLIS

<u>JAX Start</u>	<u>Plays</u>	<u>Yards</u>	<u>End</u>	<u>Deep</u>	<u>Result</u>
1. J13	8	23	J36	J41	Punt
2. J3	7	30	J33	J33	Punt
<b>3. J27</b>	<b>4</b>	<b>27</b>	<b>EZ</b>	<b>6*#</b>	<b>Touchdown</b>
<b>4. J25</b>	<b>9</b>	<b>75</b>	<b>EZ</b>	<b>I15*</b>	<b>Touchdown</b>
5. J25	3	-7	J18	J26	Punt
<b>6. J20</b>	<b>7</b>	<b>48</b>	<b>I32</b>	<b>I26</b>	<b>Field Goal</b>
<b>7. J25</b>	<b>6</b>	<b>75</b>	<b>EZ</b>	<b>I22</b>	<b>Touchdown</b>
<b>8. J31</b>	<b>4</b>	<b>3</b>	<b>I28</b>	<b>I27</b>	<b>Field Goal</b>
9. J26	1	-3	J26	J26	End of game

<u>IND Start</u>	<u>Plays</u>	<u>Yards</u>	<u>End</u>	<u>Deep</u>	<u>Result</u>
<b>1. I37</b>	<b>7</b>	<b>63</b>	<b>EZ</b>	<b>J12*</b>	<b>Touchdown</b>
2. I33	7	64	J3	J3*#	Turnover on Downs
3. I15	4	20	I35	I35	Interception
<b>4. I25</b>	<b>11</b>	<b>75</b>	<b>EZ</b>	<b>J8*#</b>	<b>Touchdown</b>
<b>5. I33</b>	<b>10</b>	<b>47</b>	<b>J20</b>	<b>J20</b>	<b>Field Goal</b>
6. I29	11	59	J12	J12*	Missed Field Goal
<b>7. I21</b>	<b>14</b>	<b>72</b>	<b>J7</b>	<b>J7*</b>	<b>Field Goal</b>
8. I25	3	7	I32	I32	Interception
9. I25	8	49	J26	J26	Failed 4th Down

## WEEK 2 AT TENNESSEE

<u>JAX Start</u>	<u>Plays</u>	<u>Yards</u>	<u>End</u>	<u>Deep</u>	<u>Result</u>
1. J25	12	38	T37	T36	Interception
<b>2. J25</b>	<b>6</b>	<b>75</b>	<b>EZ</b>	<b>T19*</b>	<b>Touchdown</b>
3. J 6	9	34	J40	T49	Punt
<b>4. J25</b>	<b>10</b>	<b>58</b>	<b>T17</b>	<b>T17*</b>	<b>Field goal</b>
<b>5. J11</b>	<b>14</b>	<b>89</b>	<b>EZ</b>	<b>T17*</b>	<b>Touchdown</b>
<b>6. J25</b>	<b>7</b>	<b>75</b>	<b>EZ</b>	<b>T2*#</b>	<b>Touchdown</b>
<b>7. J14</b>	<b>9</b>	<b>86</b>	<b>EZ</b>	<b>T14*</b>	<b>Touchdown</b>
8. J11	5	14	J25	J25	Punt
9. J25	3	20	J45	J45	Interception

<u>TEN Start</u>	<u>Plays</u>	<u>Yards</u>	<u>End</u>	<u>Deep</u>	<u>Result</u>
<b>1. T23</b>	<b>3</b>	<b>77</b>	<b>EZ</b>	<b>J13*</b>	<b>Touchdown</b>
<b>2. J30</b>	<b>5</b>	<b>30</b>	<b>EZ</b>	<b>J9*</b>	<b>Touchdown</b>
3. T25	10	35	J40	J32	Punt
<b>4. T15</b>	<b>13</b>	<b>85</b>	<b>EZ</b>	<b>J4*#</b>	<b>Touchdown</b>
<b>5. J49</b>	<b>2</b>	<b>16</b>	<b>J33</b>	<b>J33</b>	<b>Field Goal</b>
<b>6. T25</b>	<b>9</b>	<b>75</b>	<b>EZ</b>	<b>J18*</b>	<b>Touchdown</b>
7. T22	3	7	T29	T31	Punt
8. T21	6	37	J42	J42	Punt
9. T40	8	29	J31	J31	Field Goal
10. J39	2	-2	J40	J39	End of game

Underlined = last drive of half

\*=Inside the 20

#=Goal-to-go

@=Overtime possession

# DRIVE CHART



## WEEK 3 VS. MIAMI

<u>JAX Start</u>	<u>Plays</u>	<u>Yards</u>	<u>End</u>	<u>Deep</u>	<u>Result</u>
1. J25	4	30	M45	M45	Punt
<b>2. J25</b>	<b>9</b>	<b>75</b>	<b>EZ</b>	<b>M11*</b>	<b>Touchdown</b>
3. J25	9	29	M36	M35	Turnover on Downs
4. J12	5	17	J29	J29	Punt
5. J25	5	17	J42	J42	Punt
6. J3	5	5	J21	J22	Fumble
7. J25	7	52	M33	M28	Turnover on Downs
<b>8. J49</b>	<b>10</b>	<b>51</b>	<b>EZ</b>	<b>M1*#</b>	<b>Touchdown</b>
9. J21	4	5	J26	J26	Turnover on Downs
10. J25	5	49	M26	M26	Interception

<u>MIA Start</u>	<u>Plays</u>	<u>Yards</u>	<u>End</u>	<u>Deep</u>	<u>Result</u>
<b>1. M16</b>	<b>12</b>	<b>84</b>	<b>EZ</b>	<b>J3*#</b>	<b>Touchdown</b>
<b>2. M20</b>	<b>6</b>	<b>80</b>	<b>EZ</b>	<b>J1*#</b>	<b>Touchdown</b>
<b>3. M25</b>	<b>11</b>	<b>75</b>	<b>EZ</b>	<b>J15*</b>	<b>Touchdown</b>
4. M46	3	4	50	50	Punt
5. M24	7	31	J45	J40	Punt
<b>6. J5</b>	<b>4</b>	<b>5</b>	<b>EZ</b>	<b>J1*#</b>	<b>Touchdown</b>
7. M23	3	-1	M22	M23	Punt
8. M26	4	6	M32	M32	Punt
<b>9. J20</b>	<b>4</b>	<b>7</b>	<b>J13</b>	<b>J13*</b>	<b>Field goal</b>
10. M3	4	16	M20	M20	End of game

Underlined = last drive of half

\*=Inside the 20

#=Goal-to-go

@=Overtime possession

## WEEK 4 AT CINCINNATI

<u>JAX Start</u>	<u>Plays</u>	<u>Yards</u>	<u>End</u>	<u>Deep</u>	<u>Result</u>
1. J25	5	16	J41	J41	Interception
2. J20	9	50	C30	C30	Missed FG
<b>3. J25</b>	<b>5</b>	<b>75</b>	<b>EZ</b>	<b>C11*</b>	<b>Touchdown</b>
<b>4. J20</b>	<b>11</b>	<b>66</b>	<b>C14</b>	<b>C14*</b>	<b>Field Goal</b>
<b>5. J25</b>	<b>8</b>	<b>73</b>	<b>C2</b>	<b>C2*</b>	<b>Field Goal</b>
6. J25	4	-5	J20	J25	Punt
7. J25	3	7	J32	J32	Punt
<b>8. J25</b>	<b>9</b>	<b>43</b>	<b>C32</b>	<b>C25</b>	<b>Field Goal</b>
<b>9. J25</b>	<b>8</b>	<b>75</b>	<b>EZ</b>	<b>C2*#</b>	<b>Touchdown</b>
<b>10. J25</b>	<b>6</b>	<b>63</b>	<b>C12</b>	<b>C12*</b>	<b>Field Goal</b>

<u>CIN Start</u>	<u>Plays</u>	<u>Yards</u>	<u>End</u>	<u>Deep</u>	<u>Result</u>
1. J43	3	3	J40	J40	Punt
<b>2. C38</b>	<b>9</b>	<b>45</b>	<b>J17</b>	<b>J16*</b>	<b>Field Goal</b>
3. C11	12	88	J1	J1*#	Interception
<b>4. C25</b>	<b>9</b>	<b>75</b>	<b>EZ</b>	<b>J9*#</b>	<b>Touchdown</b>
5. C25	1	-1	C25	C25	End of Half
<b>6. C25</b>	<b>5</b>	<b>75</b>	<b>EZ</b>	<b>J34</b>	<b>Touchdown</b>
<b>7. C39</b>	<b>7</b>	<b>61</b>	<b>EZ</b>	<b>J23</b>	<b>Touchdown</b>
<b>8. C41</b>	<b>8</b>	<b>37</b>	<b>J22</b>	<b>J22</b>	<b>Field Goal</b>
<b>9. C25</b>	<b>10</b>	<b>47</b>	<b>J28</b>	<b>J28</b>	<b>Field Goal</b>
<b>10. C22</b>	<b>10</b>	<b>66</b>	<b>J12</b>	<b>J11*</b>	<b>Field goal</b>
11. J45	1	-1	J45	J45	End of game

Underlined = last drive of half

\*=Inside the 20

#=Goal-to-go

@=Overtime possession

# DRIVE CHART



## WEEK 5 AT HOUSTON

<u>JAX Start</u>	<u>Plays</u>	<u>Yards</u>	<u>End</u>	<u>Deep</u>	<u>Result</u>
1. J25	4	16	J41	J42	Punt
2. J13	6	35	J48	J48	Punt
<b>3. J25</b>	<b>12</b>	<b>75</b>	<b>EZ</b>	<b>H13*</b>	<b>Touchdown</b>
4. J20	12	69	H6	H3*#	Missed FG
5. H36	4	5	H31	H21	Missed FG
6. J40	3	6	J46	J46	Punt
7. H27	6	15	H8	H8*	Fumble
<b>8. J25</b>	<b>10</b>	<b>75</b>	<b>EZ</b>	<b>H4*#</b>	<b>Touchdown</b>
9. J25	6	15	J42	J47	Fumble
10. J25	12	43	H32	H32	Failed 4th down

<u>HOU Start</u>	<u>Plays</u>	<u>Yards</u>	<u>End</u>	<u>Deep</u>	<u>Result</u>
1. H16	4	38	J46	J46	Punt
<b>2. H9</b>	<b>17</b>	<b>73</b>	<b>J18</b>	<b>J18*</b>	<b>Field Goal</b>
<b>3. H25</b>	<b>4</b>	<b>75</b>	<b>EZ</b>	<b>J44</b>	<b>Touchdown</b>
4. H20	1	0	H20	H20	Interception
<b>6. H25</b>	<b>9</b>	<b>60</b>	<b>J15</b>	<b>J15*</b>	<b>Field Goal</b>
7. H6	5	32	H38	H38	Interception
<b>8. H25</b>	<b>6</b>	<b>47</b>	<b>J28</b>	<b>J28</b>	<b>Field Goal</b>
<b>9. J34</b>	<b>4</b>	<b>34</b>	<b>EZ</b>	<b>J28</b>	<b>Touchdown</b>
10. H32	3	37	J33	J28	End of game

Underlined = last drive of half

\*=Inside the 20

#=Goal-to-go

@=Overtime possession

## WEEK 6 VS. DETROIT

<u>JAX Start</u>	<u>Plays</u>	<u>Yards</u>	<u>End</u>	<u>Deep</u>	<u>Result</u>
1. J17	3	4	J21	J21	Punt
<b>2. J25</b>	<b>11</b>	<b>62</b>	<b>D13</b>	<b>D13*</b>	<b>Field Goal</b>
3. J25	1	0	J25	J25	Interception
4. J46	8	40	D14	D14*	Missed FG
5. J25	8	18	D45	D45	Fumble
6. J20	1	-1	J20	J20	End of half
7. D20	4	6	D14	D14*	Failed 4th down
<b>8. J26</b>	<b>8</b>	<b>74</b>	<b>EZ</b>	<b>D6*</b>	<b>Touchdown</b>
<b>9. J17</b>	<b>3</b>	<b>0</b>	<b>J17</b>	<b>J17</b>	<b>Punt</b>
10. J20	9	80	EZ	D14*	Touchdown
10. J20	7	17	J37	J37	Failed 4th down

<u>DET Start</u>	<u>Plays</u>	<u>Yards</u>	<u>End</u>	<u>Deep</u>	<u>Result</u>
<b>1. 50</b>	<b>10</b>	<b>50</b>	<b>EZ</b>	<b>J1*#</b>	<b>Touchdown</b>
<b>2. D25</b>	<b>6</b>	<b>75</b>	<b>EZ</b>	<b>J1*#</b>	<b>Touchdown</b>
3. D37	6	24	J39	J39	Missed FG
<b>4. D22</b>	<b>11</b>	<b>65</b>	<b>J13</b>	<b>J13*</b>	<b>Field Goal</b>
5. J43	3	-7	50	J40	Punt
6. D25	3	0	D25	D25	Interception
<b>7. D14</b>	<b>9</b>	<b>86</b>	<b>EZ</b>	<b>J1*#</b>	<b>Touchdown</b>
<b>8. D25</b>	<b>9</b>	<b>75</b>	<b>EZ</b>	<b>J6*#</b>	<b>Touchdown</b>
<b>9. D36</b>	<b>8</b>	<b>41</b>	<b>J23</b>	<b>J23</b>	<b>Field Goal</b>
10. J44	3	4	J40	J35	Punt
11. J37	5	6	J29	J26	End of game

Underlined = last drive of half

\*=Inside the 20

#=Goal-to-go

@=Overtime possession

# DRIVE CHART



## WEEK 7 AT LOS ANGELES CHARGERS

<u>JAX Start</u>	<u>Plays</u>	<u>Yards</u>	<u>End</u>	<u>Deep</u>	<u>Result</u>
1. J25	3	6	J31	J31	Punt
2. J25	3	2	J27	J31	Punt
<b>3. J40</b>	<b>3</b>	<b>-2</b>	<b>J38</b>	<b>J40</b>	<b>Punt</b>
<b>4. J25</b>	<b>3</b>	<b>3</b>	<b>J28</b>	<b>J33</b>	<b>Punt</b>
5. J22	6	78	EZ	LAC4*#	Touchdown
6. J40	5	29	LAC29	LAC29	Failed 4th down
<b>7. J33</b>	<b>11</b>	<b>67</b>	<b>EZ</b>	<b>LAC9*#</b>	<b>Touchdown</b>
8. J38	4	9	J46	J47	Failed 4th down
9. J26	6	74	EZ	LAC28	Touchdown
10. J18	7	29	J47	LAC44	Punt
11. J25	8	14	J39	J39	Failed 4th down

<u>LAC Start</u>	<u>Plays</u>	<u>Yards</u>	<u>End</u>	<u>Deep</u>	<u>Result</u>
<b>1. LAC6</b>	<b>9</b>	<b>77</b>	<b>J17</b>	<b>J17*</b>	<b>Field goal</b>
2. LAC26	3	6	LAC32	LAC32	Punt
<b>3. LAC29</b>	<b>11</b>	<b>71</b>	<b>EZ</b>	<b>J7*#</b>	<b>Touchdown</b>
<b>4. LAC38</b>	<b>6</b>	<b>62</b>	<b>EZ</b>	<b>J22</b>	<b>Touchdown</b>
5. LAC13	3	4	LAC17	LAC17	Punt
6. LAC31	3	5	LAC36	LAC36	Punt
7. LAC40	2	-1	LAC40	LAC40	End of half
8. LAC25	3	9	LAC34	LAC34	Blocked Punt
<b>9. LAC25</b>	<b>8</b>	<b>45</b>	<b>J30</b>	<b>J29</b>	<b>Missed Field Goal</b>
<b>10. J47</b>	<b>6</b>	<b>47</b>	<b>EZ</b>	<b>J26</b>	<b>Touchdown</b>
<b>11. LAC20</b>	<b>2</b>	<b>80</b>	<b>EZ</b>	<b>LAC30</b>	<b>Touchdown</b>
<b>12. J19</b>	<b>4</b>	<b>19</b>	<b>EZ</b>	<b>J5*#</b>	<b>Touchdown</b>
<b>13. LAC10</b>	<b>11</b>	<b>73</b>	<b>J17</b>	<b>J17*</b>	<b>Field goal</b>
14. J39	9	22	J17	J15*	End of game

Underlined = last drive of half

\*=Inside the 20

#=Goal-to-go

@=Overtime possession

## WEEK 9 VS. HOUSTON

<u>JAX Start</u>	<u>Plays</u>	<u>Yards</u>	<u>End</u>	<u>Deep</u>	<u>Result</u>
<b>1. J25</b>	<b>3</b>	<b>75</b>	<b>EZ</b>	<b>J27</b>	<b>Touchdown</b>
2. J28	3	2	J30	J30	Punt
3. J22	7	23	J45	J45	Punt
4. J38	3	2	J40	J40	Punt
<b>5. J25</b>	<b>12</b>	<b>75</b>	<b>EZ</b>	<b>H1*#</b>	<b>Touchdown</b>
6. H43	3	-7	50	H43	Punt
<b>7. J41</b>	<b>3</b>	<b>18</b>	<b>H41</b>	<b>H41</b>	<b>Field Goal</b>
8. J9	10	51	H40	H40	Interception
<b>9. J25</b>	<b>9</b>	<b>63</b>	<b>H12</b>	<b>H11*</b>	<b>Field Goal</b>
10. J19	6	22	J41	J41	Failed 4th down
11. J16	3	-3	J13	J22	Punt
<b>12. J20</b>	<b>7</b>	<b>80</b>	<b>EZ</b>	<b>H13*</b>	<b>Touchdown</b>

<u>HOU Start</u>	<u>Plays</u>	<u>Yards</u>	<u>End</u>	<u>Deep</u>	<u>Result</u>
<b>1. H25</b>	<b>2</b>	<b>75</b>	<b>EZ</b>	<b>H43</b>	<b>Touchdown</b>
<b>2. H19</b>	<b>6</b>	<b>45</b>	<b>J36</b>	<b>J34</b>	<b>Touchdown</b>
3. H6	3	5	H11	H11	Punt
<b>4. H30</b>	<b>14</b>	<b>59</b>	<b>J11</b>	<b>J11*</b>	<b>Field Goal</b>
5. H25	4	18	H43	H43	Fumble
<b>6. H2</b>	<b>6</b>	<b>98</b>	<b>EZ</b>	<b>J1*#</b>	<b>Touchdown</b>
7. H25	3	5	H30	H30	Punt
<b>8. H19</b>	<b>3</b>	<b>81</b>	<b>EZ</b>	<b>H23</b>	<b>Touchdown</b>
9. H22	9	17	H39	H44	Punt
10. J41	3	2	J39	J39	Punt
11. H31	8	26	J43	J38	Punt
12. J47	3	-3	J49	47	Punt

Underlined = last drive of half

\*=Inside the 20

#=Goal-to-go

@=Overtime possession



# DRIVE CHART



## WEEK 10 AT GREEN BAY

<u>JAX Start</u>	<u>Plays</u>	<u>Yards</u>	<u>End</u>	<u>Deep</u>	<u>Result</u>
<b>1. J38</b>	<b>7</b>	<b>29</b>	<b>GB33</b>	<b>GB33</b>	<b>Field Goal</b>
2. J28	3	2	J30	J30	Punt
3. J22	7	23	J45	J45	Punt
4. J38	3	2	J40	J40	Punt
5. J25	3	12	J37	J37	Interception
6. J25	5	14	J39	J41	Punt
<b>7. GB16</b>	<b>3</b>	<b>16</b>	<b>EZ</b>	<b>GB12*</b>	<b>Touchdown</b>
8. J33	8	29	GB38	GB38	Punt
<b>9. J44</b>	<b>7</b>	<b>43</b>	<b>GB13</b>	<b>GB13*</b>	<b>Field Goal</b>
10. J7	10	43	50	50	Punt
11. J47	7	1	J48	GB36	Failed 4th down

<u>G.B. Start</u>	<u>Plays</u>	<u>Yards</u>	<u>End</u>	<u>Deep</u>	<u>Result</u>
<b>1. GB25</b>	<b>3</b>	<b>7</b>	<b>GB32</b>	<b>GB32</b>	<b>Punt</b>
<b>2. GB25</b>	<b>4</b>	<b>33</b>	<b>J42</b>	<b>J37</b>	<b>Punt</b>
3. GB4	3	7	GB11	GB11	Punt
<b>4. GB9</b>	<b>4</b>	<b>91</b>	<b>EZ</b>	<b>GB22</b>	<b>Touchdown</b>
5. GB27	3	5	GB32	GB35	Punt (ret. TD)
<b>6. GB19</b>	<b>13</b>	<b>81</b>	<b>EZ</b>	<b>J5*#</b>	<b>Touchdown</b>
<b>7. J26</b>	<b>6</b>	<b>5</b>	<b>J21</b>	<b>J15*</b>	<b>Field Goal</b>
8. GB2	1	22	GB2	GB2	Fumble
<b>9. GB25</b>	<b>8</b>	<b>42</b>	<b>J33</b>	<b>J33</b>	<b>Failed 4th down</b>
10. GB20	4	33	J47	J47	Interception
<b>11. GB25</b>	<b>7</b>	<b>75</b>	<b>EZ</b>	<b>J6*#</b>	<b>Touchdown</b>
12. GB14	3	9	GB23	GB23	Punt
13. J48	2	-1	J48	J48	End of game

Underlined = last drive of half

\*=Inside the 20

#=Goal-to-go

@=Overtime possession

# 2020 GAME SUMMARIES



## WEEK 1 VS. INDIANAPOLIS

Sept. 13, 2020 at TIAA Bank Field

	1	2	3	4	OT	Final
INDIANAPOLIS COLTS (0-1)	7	2	0	3	-	20
JACKSONVILLE JAGUARS (1-0)	0	14	3	10	-	27

The Jaguars began the season with a big opening-day win over the division-rival Indianapolis Colts, coming from behind with two scores in the final 6 minutes to claim a 27-20 victory at TIAA Bank Field. QB **Gardner Minshew II** completed 19 of his 20 passes on the day for 173 yards, with scoring throws to WRs **DJ Chark Jr.**, **Laviska Shenault Jr.** and **Keelan Cole**, while undrafted rookie RB **James Robinson** ran for 62 yards in his NFL debut. Indianapolis started fast with a seven-play, 63-yard drive resulting in a 7-0 lead on RB **Nyheim Hines'** 12-yard scoring run. The Jacksonville offense started slowly with punts on its first two possessions, while the defense rose up with a fourth-down stop at the Jacksonville 3-yard line on the Colts' second drive. The defense then changed the momentum on the next series when rookie CB **CJ Henderson** picked off QB **Philip Rivers** and returned it 22 yards to the Colts 27. That set up Minshew's 6-yard TD pass to Chark to tie the score at 7-7. Indianapolis responded with an 11-play, 75-yard drive capped by Rivers' 8-yards touchdown pass to Hines, but the Jaguars answered with a 75-yard drive of their own to tie the game at 14-14 on Shenault's 15-yard scoring catch with 1:38 remaining in the first half. The Colts regained a 17-14 lead on the final play of the half: a 38-yard field goal by rookie K **Rodrigo Blankenship**. In the third quarter Blankenship hit the left upright with a 30-yard attempt, and Jacksonville capitalized with K **Josh Lambo** nailing a 50-yard field goal for a 17-17 tie with 3:30 left in the quarter. Blankenship bounced back to make a 25-yard field goal on the ensuing possession to regain the lead at 20-17, but the Jaguars were not done. Their 75-yard march included three runs and three passes as well as a 15-yard horse collar penalty to get to the Indy 22, from where Minshew hit Cole for a 22-yard TD to give the Jaguars their first lead of the day at 24-20 with 5:56 remaining. Rivers then threw his second INT of the day, this time to S **Andrew Wingard**, to set up Lambo's second field goal of the day from 46 yards for a 27-20 lead with 2:50 left. The Jacksonville defense stopped the Colts eight plays later on 4th-and-5 from the Jacksonville 26 to seal the win.

Team	Q	Time	Scoring Play	Drive Info
IND	1	11:42	Hines 12 yd. run (Blankenship kick)	7-63, 3:18
JAX	2	10:42	Chark 6 yd. pass from Minshew (Lambo kick)	4-27, 2:08
IND	2	4:45	Hines 8 yd. pass from Rivers (Blankenship kick)	11-75, 5:57
JAX	2	1:38	Shenault 15 yd. pass from Minshew (Lambo kick)	9-75, 3:07
IND	2	0:05	Blankenship 38 yd. field goal	7-47, 1:33
JAX	3	3:30	Lambo 50 yd. field goal	7-48, 4:12
IND	4	9:39	Blankenship 25 yd. field goal	14-72, 8:51
JAX	4	5:56	Cole 22 yd. pass from Minshew (Lambo kick)	6-75, 3:43
JAX	4	2:50	Lambo 46 yd. field goal	4-3, 1:34

### Team Statistics

	Colts	Jaguars
First Downs (Run-Pass-Pen)	27 (5-17-5)	17 (4-11-2)
Total Yards-Plays-Avg.	445-69-6.4	241-47-5.1
Rushing Yards-Attempts-Avg.	88-22-4.0	91-23-4.0
Net Yards Passing (Sacked-Yds)	357 (1-6)	150 (4-23)
Att-Comp-Int	46-36-2	20-19-0
Third Down Conversions (%)	4-12 (33%)	5-10 (50%)
Fourth Down Conversions (%)	1-3 (33%)	0-0 (0%)
Punts-Avg.	0-0.0	3-45.3
Fumbles-Lost	0-0	0-0
Penalties-Yards	5-80	6-61
Time of Possession	33:23	26:37

### Individual Statistics

**Jaguars Rushing:** Robinson 16-62, Minshew 5-19, Shenault 2-10  
**Colts Rushing:** Hines 7-28 (TD), Mack 4-26, Taylor 9-22, Campbell (1-9), Rivers (1-3)

**Jaguars Passing:** Minshew 19-20-173 (3 TDs)  
**Colts Passing:** Rivers 36-46-363 (TD, 2 INTs)

**Jaguars Receiving:** Cole 5-47 (TD), Shenault 3-37, Chark 3-25, Thompson 2-6, Robinson 1-28, Johnson 1-14, Eifert 1-8, Conley 1-6, Miller 1-2, O'Shaughnessy 1-0  
**Colts Receiving:** Hines 8-45, Campbell 6-71, Taylor 6-67, Hilton 4-53, Doyle 3-49, Mack 3-30, Alie-Cox 2-20, Pascal 2-18, Pittman 2-10

**Sacks: Jaguars** 1.0 (Jack)  
**Sacks: Colts** 4.0 (Autry 2.0, Houston 1.0, Willis 1.0)

**Interceptions: Jaguars** 2 (Henderson 1, Wingard 1)  
**Interceptions: Colts** 0

**Paid Attendance:** 14,100      **Time:** 2:53      **Temperature:** 80 degrees

## WEEK 2 AT TENNESSEE

Sept. 20, 2020 at Nissan Stadium

	1	2	3	4	OT	Final
JACKSONVILLE JAGUARS (1-1)	7	3	7	13	-	30
TENNESSEE TITANS (2-0)	14	10	6	3	-	33

The Jaguars trailed 14-0 early after yielding touchdowns on the Titans' first two drives, sparked by a 63-yard completion on the game's first play, but a second-half rally with three consecutive touchdown drives of their own tied the game at 30-30 with 7:25 remaining in the fourth quarter. From there the teams exchanged punts before Tennessee marched to the Jacksonville 31-yard line, where K **Stephen Gostkowski** kicked the eventual game-winning field goal from 49 yards with 1:36 left. With no timeouts remaining the Jaguars tried to rally, but on the third play of the possession QB **Gardner Minshew II's** pass was batted at the line and intercepted by LB **Harold Landry** to seal the 33-30 win. Just before halftime K **Josh Lambo** had kicked a 35-yard field goal with :12 remaining to cut the Tennessee lead to 21-10, but Gostkowski - after a short squib kick by Lambo off a Titans player - converted a 51-yard field goal on the half's final play to make it a 14-point margin at 24-10. The Jaguars had five red zone drives and scored four TDs and one field goal, while Tennessee tallied four touchdowns on its four such possessions. The Titans also had the game's only turnovers, with CB **Kristian Fulton** and Landry picking off Minshew passes. While RB **Derrick Henry** was limited to 84 rushing yards on 25 carries, Jaguars rookie RB **James Robinson** turned in his first 100-yard day with 102 yards on 16 carries, a 6.4-yard average. Minshew completed 30 of 45 passes for 339 yards with touchdown strikes to TE **Tyler Eifert**, WR **Keelan Cole Sr.** and RB **Chris Thompson** as the Jaguars outgained Tennessee, 480 yards to 354. TE **Jonnu Smith** caught two of QB **Ryan Tannehill's** career-best four TD passes.

Team	Q	Time	Scoring Play	Drive Info
TEN	1	13:22	Smith 13 yd. pass from Tannehill (Gostkowski kick)	3-77, 1:38
TEN	1	5:43	Davis 9 yd. pass from Tannehill (Gostkowski kick)	5-30, 1:56
JAX	1	3:43	Eifert 19 yd. pass from Minshew (Lambo kick)	6-75, 2:00
TEN	2	1:47	Smith 4 yd. pass from Tannehill (Gostkowski kick)	13-85, 5:50
JAX	2	0:12	Lambo 35 yd. field goal	10-58, 1:35
TEN	2	0:00	Gostkowski 51 yd. field goal	2-16, 0:12
JAX	3	7:04	J. Robinson 17 yd. run (Lambo kick)	14-89, 7:56
TEN	3	2:04	Humphries 18 yd. pass from Tannehill (Gostkowski kick)	9-75, 5:00
JAX	4	14:16	Cole 2 yd. pass from Minshew (Lambo kick)	7-75, 2:48
JAX	4	7:25	Thompson 14 yd. pass from Minshew (Lambo kick)	9-86, 5:02
TEN	4	1:36	Gostkowski 49 yd. field goal	8-29, 1:53

### Team Statistics

	Jaguars	Titans
First Downs (Run-Pass-Pen)	30 (9-20-1)	23 (7-12-4)
Total Yards-Plays-Avg.	480-74-6.5	354-59-6.0
Rushing Yards-Attempts-Avg.	165-27-6.1	123-34-3.6
Net Yards Passing (Sacked-Yds)	315 (2-24)	231 (1-8)
Att-Comp-Int	45-30-2	24-18-0
Third Down Conversions (%)	10-14 (71%)	7-11 (64%)
Fourth Down Conversions (%)	1-1 (100%)	0-0 (0%)
Punts-Avg.	2-40.0	3-40.7
Fumbles-Lost	2-0	0-0
Penalties-Yards	8-60	4-30
Time of Possession	33:22	26:38

### Individual Statistics

**Jaguars Rushing:** Robinson 16-102 (TD), Shenault 5-37, Minshew 4-19, Thompson 2-7

**Titans Rushing:** Henry 25-84, Tannehill 4-12, Batson 1-11, Perry 2-9, McNichols 2-7

**Jaguars Passing:** Minshew 30-45-339 (3 TDs, 2 INTs)  
**Titans Passing:** Tannehill 18-24-239 (4 TDs)

**Jaguars Receiving:** Cole 6-58 (TD), Chark 4-84, Conley 4-48, O'Shaughnessy 4-40, Eifert 3-36, Shenault 3-35, Thompson 3-20, Robinson 3-18  
**Titans Receiving:** Humphries 5-48, Smith 4-84, Firkser 4-45, Davis 3-36, Batson 2-26

**Sacks: Jaguars** 1.0 (Chaisson)  
**Sacks: Titans** 2.0 (Crawford 1.0, Vaccaro 1.0)

**Interceptions: Jaguars** 0  
**Interceptions: Titans** 2 (Fulton, Hooker)

**Paid Attendance:** 0      **Time:** 2:59      **Temperature:** 72 degrees



# 2020 GAME SUMMARIES



## WEEK 3 VS. MIAMI

Sept. 24, 2020 at TIAA Bank Field

	1	2	3	4	OT	Final
MIAMI DOLPHINS (1-2)	14	7	7	3	-	31
JACKSONVILLE JAGUARS (1-2)	0	7	0	6	-	13

For the third week in a row the Jaguars got off to a slow start and fell behind early, this time in a 31-13 Thursday Night loss to the Miami Dolphins. Miami entered the game at 0-2, but TD drives of 84 and 80 yards on a combined 29 plays on their first three possessions gave them a 14-0 first-quarter lead which grew to 21-7 by the middle of the second period. Dolphins QB **Ryan Fitzpatrick** completed his first 12 passes, including touchdown throws to WR **Preston Williams** and TE **Mike Gesicki**. The Jaguars found the endzone on their second possession, marching 75 yards in nine plays with RB **James Robinson** scoring on an 11-yard run up the middle, which made it 14-7 early in the second quarter. The Dolphins' ensuing touchdown by Gesicki made it 21-7 before Jacksonville was stopped on its next drive when QB **Gardner Minshew II** was sacked for a 10-yard loss on 4th-and-6 at the Miami 36. It would be the first of three failed fourth-down plays for the Jaguars. In the second half Miami extended its lead to 28-7 on Fitzpatrick's 1-yard run which followed a Minshew fumble at the Jacksonville 5-yard line. The Jaguars' next drive ended in a failed 4th-and-11 at the Miami 33, but they found the endzone on their next opportunity with Robinson's second TD run from 1 yard out to get within 15 at 28-13 before newly-activated K **Brandon Wright** missed the extra point. A third fourth-down stop on Jacksonville's next possession, with a 6-yard sack on 4th-and-5 from their own 26-yard line, set up a K **Jason Sanders** 30-yard field goal for the final 31-13 margin. A Minshew interception ended the Jaguars' final drive of the night at the Miami 3. Minshew completed 30 of his 42 passes for 275 yards and was sacked four times, while Fitzpatrick finished 18 of 20 for 160 yards with two TDs.

Team	Q	Time	Scoring Play	Drive Info
MIA	1	8:09	Williams 3 yd. pass from Fitzpatrick (Sanders kick)	12-86, 6:51
MIA	1	2:37	Howard 1 yd. run (Sanders kick)	6-80, 3:17
JAX	2	3:04	J. Robinson 11 yd. run (Wright kick)	9-75, 4:33
MIA	2	5:58	Gesicki 15 yd. pass from Fitzpatrick (Sanders kick)	11-75, 7:06
MIA	3	2:01	Fitzpatrick 1 yd. run (Sanders kick)	4-5, 2:03
JAX	4	9:03	J. Robinson 1 yd. run (kick failed)	10-51, 3:11
MIA	4	3:49	Sanders 30 yd. Field Goal	4-7, 0:58

### Team Statistics

	Dolphins	Jaguars
First Downs (Run-Pass-Pen)	22 (10-9-4)	22 (5-14-3)
Total Yards-Plays-Avg.	294-57-5.2	318-63-5.0
Rushing Yards-Attempts-Avg.	138-36-3.8	72-17-4.2
Net Yards Passing (Sacked-Yds)	156 (1-4)	246 (4-29)
Att-Comp-Int	20-18-0	42-30-1
Third Down Conversions (%)	7-13 (54%)	3-10 (30%)
Fourth Down Conversions (%)	1-1 (100%)	0-3 (0%)
Punts-Avg.	4-41.0	3-52.3
Fumbles-Lost	0-0	1-1
Penalties-Yards	6-51	8-63
Time of Possession	34:22	25:38

### Individual Statistics

**Jaguars Rushing:** Robinson 11-46 (2 TDs), Minshew 3-22, Thompson 2-3, Shenault 1-1  
**Dolphins Rushing:** Gaskin 22-66, Fitzpatrick 7-38, Grant 1-29, Breida 3-4, Howard 3-1

**Jaguars Passing:** Minshew 20-42-275 (1 INT)  
**Dolphins Passing:** Fitzpatrick 18-20-160 (2 TDs)

**Jaguars Receiving:** Robinson 6-83, Thompson 5-35, Shenault 5-33, Cole 4-43, Conley 3-34, O'Shaughnessy 3-29, Eifert 2-11, Westbrook 1-4, Johnson 1-3  
**Dolphins Receiving:** Parker 5-69, Gaskin 5-29, Ford 2-14, Williams 2-7, Grant 1-19, Gesicki 1-15 (TD), Smythe 1-7, Fitzpatrick 1-0

**Sacks:** Jaguars 1.0 (Allen)  
**Sacks:** Dolphins 4.0 (Grugier-Hill - 1.0; Van Ginkel - 1.0; Van Noy - 1.0; Ogbah - 0.5; Sieler - 0.5)

**Interceptions:** Jaguars 0  
**Interceptions:** Dolphins 1 (Howard)

**Paid Attendance:** 16,563 **Time:** 3:01 **Temperature:** 81 degrees

## WEEK 4 AT CINCINNATI

Oct. 4, 2020 at Paul Brown Stadium

	1	2	3	4	OT	Final
JACKSONVILLE JAGUARS (1-3)	7	6	0	12	-	25
CINCINNATI BENGALS (1-2-1)	3	7	17	6	-	33

The Jaguars twice had three consecutive scoring drives on the day and led 13-10 at the half before Cincinnati scored on its first five possessions of the second half to claim a 33-25 win. On the game's opening drive QB **Gardner Minshew II** was intercepted, and the Jaguars' second possession ended with a missed 48-yard field goal try by newly-signed K **Aldrick Rosas**. But the Jaguars settled down and scored on three straight possessions with an 11-yard touchdown pass from Minshew to WR **DJ Chark Jr.** at the end of the first period and Rosas field goals of 32 and 20 yards in the second. RB **Joe Mixon** scored all three Cincinnati TDs, the first on a 9-yard pass from QB **Joe Burrow** in the second quarter to knot the score at 10-10. Mixon, who had 121 rushing yards in the second half alone and finished with 151, scored on a 34-yard run to open the second half. He followed that on the next Cincinnati drive with a 23-yard scoring run to extend the lead to 24-13. K **Randy Bullock's** 40-yard field goal, his second of four on the day, made it 27-13. The fourth quarter saw five scoring plays as Rosas kicked a 50-yard field goal, followed by Bullock's 46-yarder, and then Chark's second touchdown catch on a 2-yard pass from Minshew. The Jaguars' two-point conversion attempt failed, leaving an eight-point margin at 30-22 with 6:14 remaining. Bullock's 30-yard field goal extended it to an 11-point game before Rosas capped the Jaguars' final drive with a 30-yard field goal with just 8 seconds remaining after the Cincinnati defense held at its own 12-yard line. The ensuing Jacksonville outside kick attempt was recovered by Cincinnati. The Jaguars had five red zone drives on the afternoon and managed two TDs and three field goals. The Bengals finished with 505 total yards to the Jaguars' 429, and led in possession time 33:11 to 26:49.

Team	Q	Time	Scoring Play	Drive Info
CIN	1	2:41	Bullock 35 yd. Field Goal	9-45, 3:57
JAX	1	0:21	Chark 11 yd. pass from Minshew (Rosas kick)	5-75, 2:20
JAX	2	3:45	A. Rosas 32 yd. Field Goal	11-66, 5:36
CIN	2	0:56	Mixon 9 yd. pass from Burrow (Bullock kick)	9-75, 2:49
JAX	2	0:03	Rosas 20 yd. Field Goal	8-73, 0:53
CIN	3	12:29	Mixon 34 yd. run (Bullock kick)	5-75, 2:31
CIN	3	8:28	Mixon 23 yd. run (Bullock kick)	7-61, 3:09
CIN	3	3:29	Bullock 40 yd. Field Goal	8-37, 3:25
JAX	4	14:33	Rosas 50 yd. Field Goal	9-43, 3:56
CIN	4	9:20	Bullock 46 yd. Field Goal	10-47, 5:13
JAX	4	6:14	Chark 2 yd. pass from Minshew (pass failed)	8-75, 3:06
CIN	4	1:46	Bullock 30 yd. Field Goal	10-66, 4:28
JAX	4	0:08	Rosas 30 yd. Field Goal	6-63, 1:38

### Team Statistics

	Jaguars	Bengals
First Downs (Run-Pass-Pen)	25 (4-16-5)	28 (12-15-1)
Total Yards-Plays-Avg.	429-63-6.8	505-71-7.1
Rushing Yards-Attempts-Avg.	89-20-4.5	205-34-6.0
Net Yards Passing (Sacked-Yds)	340 (3-11)	300 (0-1)
Att-Comp-Int	40-27-1	36-25-1
Third Down Conversions (%)	2-10 (20%)	4-11 (36%)
Fourth Down Conversions (%)	1-1 (100%)	1-1 (100%)
Punts-Avg.	2-44.0	1-40.0
Fumbles-Lost	0-0	0-0
Penalties-Yards	6-49	7-73
Time of Possession	26:49	33:11

### Individual Statistics

**Bengals Rushing:** Mixon 25-151 (2 TDs), Bernard 2-19, Higgins 1-13, Burrow 4-11, Erickson 1-7, Boyd 1-4  
**Jaguars Rushing:** Robinson 17-75, Minshew 2-9, Shenault 1-5

**Bengals Passing:** Burrow 25-36-300 (TD, INT)  
**Jaguars Passing:** Minshew 27-40-351 (2 TDs, INT)

**Bengals Receiving:** Boyd 7-90, Mixon 6-30, Higgins 4-77, Sample 3-47, Carter 1-24, Tate 1-15, Erickson 1-9, Thomas 1-5, Green 1-3  
**Jaguars Receiving:** Chark 8-95, Shenault 5-86, Cole 4-46, Robinson 4-32, Conley 3-44, Eifert 2-22, O'Shaughnessy 1-26

**Sacks:** Bengals 3 (Brown 1.0, Evans, 1.0, Davis-Gaither 0.5, Lawson 0.5)  
**Sacks:** Jaguars 1 (Allen)

**Interceptions:** Bengals 1 (Evans)  
**Interceptions:** Jaguars 1 (Jack)

**Paid Attendance:** 6,243 **Time:** 3:10 **Temperature:** 64 degree



# 2020 GAME SUMMARIES



## WEEK 5 AT HOUSTON

Oct. 11, 2020 at NRG Stadium

	1	2	3	4	OT	Final
JACKSONVILLE JAGUARS (1-4)	0	7	0	7	-	14
HOUSTON TEXANS (1-4)	0	10	3	17	-	30

QB **Deshaun Watson** threw for 359 yards and three TDs, including two following Jaguars fumbles, in leading Houston to a 30-14 win, their first of the season. As they did a week earlier, the Jaguars took an early lead but were unable to sustain it as the Texans scored 20 second-half points. After a scoreless first quarter, Houston sandwiched a 36-yard field goal and a 44-yard touchdown pass from Watson to TE **Darren Fells** around the Jaguars' first scoring drive, a 12-play, 75-yard series capped by QB **Gardner Minshew II**'s 13-yard touchdown pass to WR **Keelan Cole Sr.**, giving the Texans a 10-7 lead. The Jaguars then put together another 12-play drive to reach the Houston 3-yard line with 43 seconds left in the half, but K **Stephen Hauschka**'s 24-yard field goal try missed left. Another opportunity came on the next play when Watson's deep pass was intercepted by CB **Sidney Jones IV** at the Houston 36. The Jaguars advanced to Houston's 21 before an offensive holding penalty backed them up, and Hauschka then missed short on a 49-yard field goal attempt as the half ended. A 33-yard Texans field goal to open the third quarter made it 13-7 Houston, but on the Texans' next possession, Watson's pass was picked off by S **Jarrod Wilson** and returned 48 yards to the Houston 27. Jacksonville failed to capitalize on 4th-and-1 at the 8-yard line as RB **James Robinson** took the direct snap and fumbled, with DE **J.J. Watt** recovering to thwart the scoring threat. The Texans' ensuing drive covered 90 yards in 8 plays and Watson finished it with a 19-yard touchdown strike to WR **Will Fuller** for a 20-7 lead on the second play of the final quarter. The Jaguars were not done as Minshew then capped a 10-play, 75-yard drive with a touchdown pass to WR **Collin Johnson** to get within 6 at 20-14. K **Ka'imi Fairbairn**'s 46-yard field goal on the ensuing possession made it a 9-point game at 23-14, and after Minshew was sacked and fumbled six plays later Watson tossed his third touchdown pass, this time to WR **Brandin Cooks** from 28 yards out to close the scoring, although Minshew directed a 12-play drive that ended on a failed 4th down with 1:38 remaining. Minshew completed 31 of 49 passes for 301 yards and two TDs.

Team	Q	Time	Scoring Play	Drive Info
HOU	2	14:07	Fairbairn 36 yd. Field Goal	17-73, 7:35
JAX	2	6:33	Cole 13 yd. pass from Minshew (Hauschka kick)	12-75, 7:34
HOU	2	4:32	Fells 44 yd. pass from Watson (Fairbairn kick)	4-75, 2:01
HOU	3	11:35	Fairbairn 33 yd. Field Goal	9-60, 3:25
HOU	4	14:16	Fuller 19 yd. pass from Watson (Fairbairn kick)	8-50, 4:00
JAX	4	10:18	Johnson 4 yd. pass from Minshew (Hauschka kick)	10-75, 3:58
HOU	4	7:29	Fairbairn 46 yd. Field Goal	6-47, 2:49
HOU	4	4:39	Cooks 28 yd. pass from Watson (Fairbairn kick)	4-34, 1:35

### Team Statistics

	Jaguars	Texans
First Downs (Run-Pass-Pen)	22 (5-16-1)	24 (7-16-1)
Total Yards-Plays-Avg.	364-73-5.0	486-58-8.4
Rushing Yards-Attempts-Avg.	75-20-3.8	129-22-5.9
Net Yards Passing (Sacked-Yds)	289 (4-12)	357 (1-2)
Att-Comp-Int	49-31-0	35-25-2
Third Down Conversions (%)	8-16 (50%)	5-10 (50%)
Fourth Down Conversions (%)	1-3 (33%)	1-1 (100%)
Punts-Avg.	3-47.7	1-33.0
Fumbles-Lost	2-2	1-0
Penalties-Yards	4-35	5-25
Time of Possession	31:59	28:01

### Individual Statistics

**Texans Rushing:** Da. Johnson 17-96, Watson 2-25, Johnson 3-8  
**Jaguars Rushing:** Robinson 13-48, Minshew 4-18, Thompson 2-7, Cole 1-2

**Texans Passing:** Watson 25-35-359 (3 TDs, 2 INTs)  
**Jaguars Passing:** Minshew 31-49-301 (2 TDs)

**Texans Receiving:** Cooks 8-161 (TD), Cobb 6-47, Fuller 4-58 (TD), Fells 2-57 (TD), Da. Johnson 2-7, Stills 1-14, Johnson 1-11, Brown 1-4  
**Jaguars Receiving:** Shenault 7-79, Robinson 5-22, Thompson 3-35, Johnson 3-30 (TD), O'Shaughnessy 3-20, Eifert 3-16, Chark 3-16, Conley 2-58, Cole 2-25 (TD)

**Sacks:** Texans 4.0 (Cunningham 1.0, Martin 1.0, Mercilus 1.0, Team 1.0)  
**Sacks:** Jaguars 1.0 (Smoot)

**Interceptions:** Jaguars 2 (Jones, Wilson)  
**Interceptions:** Texans 0

## WEEK 6 VS. DETROIT

Oct. 18, 2020 at TIAA Bank Field

	1	2	3	4	OT	Final
DETROIT LIONS (2-4)	7	10	7	10	-	34
JACKSONVILLE JAGUARS (1-5)	3	0	7	6	-	16

Suffering their fifth consecutive loss, the Jaguars fell behind early, lost two first-half turnovers, and were never able to muster a comeback in falling at home to the Detroit Lions, 34-16. Detroit gained 403 yards on offense including 180 rushing yards led by RB **D'Andre Swift**'s 116 yards on 14 carries with two TDs, while the Jaguars were held to 44 yards rushing. Detroit scored touchdowns on its first two drives, with RB **Adrian Peterson** opening the scoring with a 1-yard run and Swift then scoring on another 1-yarder. In between, Jacksonville got a 31-yard field goal out of K **Jon Brown**, the team's fifth kicker in six games who had never kicked in a regular season NFL game. But Brown and K **Matt Prater** each missed a field goal try on the ensuing possessions before Prater was true on a 31-yarder just before halftime for a 17-3 lead. In the third quarter QB **Matthew Stafford** connected with TE **T.J. Hockenson** on a 1-yard scoring pass, and QB **Gardner Minshew II** followed that with a 6-yard TD run to make it a two-score game at 24-10 late in the third quarter. In the fourth, Swift's 6-yard TD run and a 41-yard Prater field goal extended the Lions' lead to 34-10 before Minshew closed the scoring with a 14-yard scoring pass to RB **James Robinson**. Each team had five red zone drives and the Lions scored four TDs and a field goal while the Jaguars managed two TDs, a field goal, a missed field goal and a failed fourth down.

Team	Q	Time	Scoring Play	Drive Info
DET	1	7:37	Peterson 1 yd. run (Prater kick)	10-50, 5:09
JAX	1	1:51	Brown 31 yd. Field Goal	11-62, 5:46
DET	2	13:41	Swift 1 yd. run (Prater kick)	6-75, 3:10
DET	2	1:53	Prater 31 yd. Field Goal	11-65, 6:09
DET	3	7:44	Hockenson 1 yd. pass from Stafford (Prater kick)	9-86, 3:56
JAX	3	3:31	Minshew 6 yd. run (Brown kick)	8-74, 4:13
DET	4	13:32	Swift 6 yd. run (Prater kick)	9-75, 4:59
DET	4	8:11	Prater 41 yd. Field Goal	8-41, 4:14
JAX	4	5:18	J. Robinson 14 yd. pass from Minshew	9-80, 2:53

### Team Statistics

	Lions	Jaguars
First Downs (Run-Pass-Pen)	25 (12-9-4)	16 (3-11-2)
Total Yards-Plays-Avg.	403-70-5.8	275-61-4.5
Rushing Yards-Attempts-Avg.	180-39-4.6	44-16-2.8
Net Yards Passing (Sacked-Yds)	223 (0-0)	231 (1-12)
Att-Comp-Int	31-19-1	44-25-1
Third Down Conversions (%)	3-12 (25%)	7-13 (54%)
Fourth Down Conversions (%)	2-2 (100%)	0-2 (0%)
Punts-Avg.	2-45.0	2-38.0
Fumbles-Lost	0-0	2-1
Penalties-Yards	7-60	5-56
Time of Possession	35:57	24:03

### Individual Statistics

**Jaguars Rushing:** J. Robinson 12-29, Minshew 3-14 (TD), Shenault 1-1  
**Lions Rushing:** Swift 14-116 (2 TDs), Peterson 15-40 (TD), Stafford 5-14, Johnson 4-9, Hall 1-1

**Jaguars Passing:** Minshew 25-44-243 (TD, INT)  
**Lions Passing:** Stafford 19-31-223 (TD, INT)

**Jaguars Receiving:** Chark 7-45, Cole 6-143, J. Robinson 4-24 (TD), Thompson 3-15, Shenault 3-10, Conley 1-6,  
**Lions Receiving:** Golladay 4-105, Swift 3-7, Amendola 2-31, Hockenson 2-17 (TD), Agnew 2-17, Jones 2-8, Peterson 1-18, Johnson 1-11, Hall 1-6, James 1-3

**Sacks:** Jaguars 0.0  
**Sacks:** Lions 1.0 (Flowers)

**Interceptions:** Jaguars 1 (Schobert)  
**Interceptions:** Lions 1 (Harmon)

**Paid Attendance:** 14,513      **Time:** 3:00      **Temperature:** 78 degrees





# GAME SUMMARIES



## WEEK 7 AT LOS ANGELES CHARGERS

Oct. 25, 2020 at SoFi Stadium

	1	2	3	4	OT	Final
JACKSONVILLE JAGUARS (1-6)	0	14	15	0	-	29
LOS ANGELES CHARGERS (2-4)	9	7	20	3	-	39

In their first-ever game in Los Angeles, the Jaguars overcame a 16-0 deficit to take leads of 21-16 and 29-22 in the second half before falling, 39-29. They got off to a slow start with three-and-outs on their first four possessions as Los Angeles built a 16-0 lead. But two second-quarter touchdowns by RB **James Robinson** on a 4-yard run and a 9-yard reception made it a 2-point game at the half, 16-14. On the Chargers' opening drive of the second half, S **Daniel Thomas** blocked a punt and returned it 16 yards for a touchdown and a 21-16 Jaguars lead. Los Angeles responded with a 26-yard QB **Justin Herbert** scoring pass to go back on top, 22-21, and Jacksonville answered on the next drive with a 28-yard strike from QB **Gardner Minshew II** to WR **Chris Conley**, and the 2-point try made it 29-22. Once again, however, the Chargers found the end zone, this time on a 70-yard Herbert TD pass to WR **Jalen Guyton** to knot the score at 29-29. On the ensuing kickoff, WR **Dede Westbrook** fumbled the return, with Los Angeles gaining possession at the Jacksonville 19, and four plays later, Herbert ran it in from 5 yards out for a 36-29 lead as the third quarter ended. A 35-yard Chargers field goal was the only scoring in the final period. Robinson accounted for two Jaguars scores as well as 137 yards from scrimmage, with 119 rushing and 18 receiving. Herbert was the Chargers' leading rusher with 66 rushing yards in addition to 347 passing yards and three touchdowns, and WR **Keenan Allen** made 10 receptions for 125 yards as Los Angeles gained 484 yards on offense.

Team	Q	Time	Scoring Play	Drive Info
LAC	1	10:15	Badgley 35 yd. Field Goal	9-77, 3:48
LAC	1	0:05	J. Reed 7 yd. run (kick failed)	11-71, 5:39
LAC	2	10:34	Parham 22 yd. pass from Herbert (Badgley kick)	6-62, 2:59
JAX	2	7:46	Robinson 4 yd. run (Robinson run)	6-78, 2:48
JAX	2	0:11	Robinson 9 yd. pass from Minshew (pass failed)	11-67, 3:41
JAX	3	13:21	Thomas 16 yd. return of blocked punt (Lambo kick)	
LAC	3	5:25	Green 26 yd. pass from Herbert (run failed)	6-47, 2:56
JAX	3	2:54	Conley 28 yd. pass from Minshew (Minshew - Ellefson pass)	6-74, 2:31
LAC	3	1:56	Guyton 70 yd. pass from Herbert (Badgley kick)	2-80, 0:58
LAC	3	0:05	Herbert 5 yd. run (Badgley kick)	4-19, 1:42
LAC	4	6:26	Badgley 35 yd. Field Goal	11-73, 4:36

### Team Statistics

	Jaguars	Chargers
First Downs (Run-Pass-Pen)	15 (6-7-2)	29 (9-16-4)
Total Yards-Plays-Avg.	294-59-5.0	484-77-6.3
Rushing Yards-Attempts-Avg.	140-27-5.2	135-32-4.2
Net Yards Passing (Sacked-Yds)	154 (5-19)	349 (1-2)
Att-Comp-Int	27-14-0	44-28-0
Third Down Conversions (%)	6-15 (40%)	6-14 (43%)
Fourth Down Conversions (%)	1-4 (25%)	0-0
Punts-Avg.	5-45.4	4-34.5
Fumbles-Lost	1-1	0-0
Penalties-Yards	6-55	3-35
Time of Possession	25:29	34:31

### Individual Statistics

**Chargers Rushing:** Herbert 9-66 (TD), Kelley 12-29, Reed 2-14 (TD), Jackson 5-12, Johnson 2-10, Pope 1-6, Stick 1-2

**Jaguars Rushing:** Robinson 22-119 (TD), Minshew 4-21, Shenault 1-0

**Chargers Passing:** Herbert 27-43-347 (3 TDs)

**Jaguars Passing:** Minshew 14-27-173 (2 TDs)

**Chargers Receiving:** Allen 10-125, Jackson 5-43, Kelley 5-24, Henry 3-23, Guyton 2-84 (TD), Green 1-26 (TD), Parham 1-22 (TD), Williams 1-4

**Jaguars Receiving:** Robinson 4-18 (TD), Shenault 3-44, O'Shaughnessy 3-32, Conley 1-28 (TD), Chark 1-26, Johnson 1-13, Cole 1-12

**Sacks: Chargers** 5.0 (Nwosu 1.5, King 1.0, Square 1.0, Bosa 0.5, Rochel 0.5, White, 0.5)

**Sacks: Jaguars** 1.0 (Smoot 0.5, Bryan 0.5)

**Interceptions: Chargers** 0

**Interceptions: Jaguars** 0

**Paid Attendance:** 0

**Time:** 3:09

**Temperature:** 68 degrees

## WEEK 9 VS. HOUSTON TEXANS

Nov. 8, 2020 at TIAA Bank Field

	1	2	3	4	OT	Final
HOUSTON TEXANS (2-6)	10	10	7	0	-	27
JACKSONVILLE JAGUARS (1-7)	7	9	3	6	-	25

Scoring their first opening-possession touchdown of the season on the games' third play, the Jaguars staked an early 7-0 lead, but Houston answered two plays later with a 57-yard scoring pass. From there the Texans took the lead while the Jaguars battled back, closing to within 2 points in the final minutes before narrowly losing, 27-25, after a failed two-point conversion attempt that would have tied the game with 1:30 left. Rookie QB **Jake Luton** made his first NFL start in his first game action, and he completed 26 of 38 passes for 304 yards with a passing touchdown and a rushing touchdown, while **DJ Chark Jr.** made seven receptions for 146 yards and a TD. Luton connected with Chark on a 73-yard touchdown pass on the third play of the game before QB **Deshaun Watson** hit WR **Brandin Cooks** with a 57-yard scoring pass on the Texans' second play. Field goals of 54 and 30 yards extended the Houston lead to 13-7 in the second quarter before Luton directed a 12-play, 75-yard drive resulting in a 1-yard touchdown run by rookie RB **James Robinson**, who had eight carries on that drive and finished the day with 99 rushing yards. A missed extra point kick for the lead left the score tied at 13-13 with 5:42 remaining in the first half, but two more scores before halftime – a RB **David Johnson** 1-yard touchdown run to cap a 98-yard drive and a 59-yard K **Josh Lambo** field goal on the final play of the half – made it 20-16 in favor of Houston. In the third quarter, the Texans extended their lead to 27-16 on Watson's 77-yard touchdown pass to WR **Will Fuller**, which was set up by a Luton interception at the Houston 19, but the Jaguars responded with a 30-yard field goal to narrow the margin to eight at 27-19. After several punts by both teams in the fourth quarter, the Jaguars took possession with 2:57 remaining and no timeouts, and put together a seven-play, 80-yard drive which Luton capped with a 13-yard scramble to make it 27-25 with 1:30 left. But his 2-point conversion pass to Chark fell incomplete and Houston recovered the ensuing onside kick. The Jaguars started rookies at quarterback (Luton), running back (Robinson) and wide receiver (**Laviska Shenault Jr.**) and managed to gain 412 yards. Lambo's 59-yard field goal tied the franchise record set by K **Josh Scobee** in 2010.

Team	Q	Time	Scoring Play	Drive Info
JAX	1	14:08	Chark 73 yd. pass from Luton (Lambo kick)	3-75, 0:52
HOU	1	13:33	Cooks 57 yd. pass from Watson (Fairbairn kick)	2-75, 0:35
HOU	1	9:48	Fairbairn 54. Field Goal	6-45, 2:45
HOU	2	12:27	Fairbairn 30 yd. Field Goal	14-59, 6:01
JAX	2	5:42	Robinson 1 yd. run (kick failed)	12-75, 6:45
HOU	2	0:27	D. Johnson 1 yd. run (Fairbairn kick)	6-98, 1:44
JAX	2	0:00	Lambo 59 yd. Field Goal	3-18, 0:27
HOU	3	6:05	Fuller 77 yd. pass from Watson (Fairbairn kick)	3-81, 1:21
JAX	3	1:11	Lambo 30 yd. Field Goal	9-63, 4:54
JAX	4	1:30	Luton 13 yd. run (pass failed)	7-80, 1:27

### Team Statistics

	Texans	Jaguars
First Downs (Run-Pass-Pen)	19 (7-10-2)	22 (8-13-1)
Total Yards-Plays-Avg.	374-62-6.0	412-67-6.1
Rushing Yards-Attempts-Avg.	107-28-3.8	115-27-4.3
Net Yards Passing (Sacked-Yds)	267 (2-14)	297 (2-7)
Att-Comp-Int	32-19-0	38-26-1
Third Down Conversions (%)	6-15 (40%)	6-14 (43%)
Fourth Down Conversions (%)	0-0	0-1 (0%)
Punts-Avg.	5-44.6	5-46.8
Fumbles-Lost	2-1	1-0
Penalties-Yards	3-18	4-78
Time of Possession	27:53	32:07

### Individual Statistics

**Jaguars Rushing:** J. Robinson 25-99 (TD), Luton 1-13 (TD), Thompson 1-3

**Texans Rushing:** Watson 10-50, D. Johnson 16-41 (TD), Da. Johnson 2-16

**Jaguars Passing:** Luton 26-38-304 (TD, INT)

**Texans Passing:** Watson 19-32-281 (2 TD)

**Jaguars Receiving:** Chark 7-146 (TD), Conley 7-52, Eifert 4-48, Thompson 4-35, Johnson 1-9, O'Shaughnessy 1-9, Cole 1-6, Shenault 1-1

**Texans Receiving:** Fuller 5-100, D. Johnson 4-32, Cooks 3-83, Cobb 3-21, Fells 2-26, Akins 2-19

**Sacks: Jaguars** 2.0 (Herndon 1.0, Allen 0.5, Schobert 0.5)

**Sacks: Texans** 2.0 (Cunningham 1.0, Watt 1.0)

**Interceptions: Jaguars** 0

**Interceptions: Texans** 1 (Hargreaves)

**Paid Attendance:** 15,668

**Time:** 3:11

**Temperature:** 79 degrees



# GAME SUMMARIES



## WEEK 10 AT GREEN BAY

Nov. 15, 2020 at Lambeau Field

	1	2	3	4	OT	Final
JACKSONVILLE JAGUARS (1-8)	3	7	7	3	-	20
GREEN BAY PACKERS (7-2)	0	17	0	7	-	24

On a chilly and windy day in Green Bay, the Packers and the Jaguars battled to a 17-17 tie as the fourth quarter began, and Jacksonville took a 20-17 lead 2:20 later, but the Packers answered on the next series with a 75-yard drive culminating in QB **Aaron Rodgers'** 6-yard touchdown pass to WR **Davante Adams** for a 24-20 final lead. There was still 9:03 remaining, but the Jaguars stalled at midfield and were forced to punt before taking their final possession with 2:25 left, and QB **Jake Luton** was sacked on back-to-back plays. K **Chase McLaughlin**, the sixth kicker to appear for the Jaguars through nine games, kicked field goals of 52 and 31 yards, both times giving the Jaguars a three-point lead. His 52-yarder capped the Jaguars' opening drive, and their lead stood until the first play of the second quarter when Rodgers connected with WR **Marquez Valdes-Scantling** on a 78-yard catch-and-run touchdown. WR **Keelan Cole Sr.** turned in another highlight on the next Packers series when he fielded a punt at the Jacksonville 9 and raced 91 yards for a touchdown and a 10-7 lead. Green Bay took the lead back on its next possession, marching 81 yards in 13 plays with Rodgers running it in himself for a 5-yard touchdown and a 14-10 lead, which was extended to 17-10 on K **Mason Crosby's** 39-yard field goal on the final play of the first half. In the third quarter a **Myles Jack** fumble return to the Packers' 16 set up Cole's second touchdown of the day, this time on a 12-yard pass from Luton which knotted the score at 17-17. **Sidney Jones IV's** INT of Rodgers near the end of the third quarter set up McLaughlin's 31-yard field goal for a 20-17 Jaguars lead early in the fourth. But Rodgers' touchdown pass to Adams seven plays later gave Green Bay its final 24-20 lead and the win. RB **James Robinson** rushed for 109 yards on 23 carries, while Cole's 91-yard punt return marked a franchise record. There were five lead changes over the course of the game.

Team	Q	Time	Scoring Play	Drive Info
JAX	1	10:36	McLaughlin 52 yd. Field Goal	7-29, 2:46
G.B.	2	14:47	Valdes-Scantling 78 yd. pass from Rodgers (Crosby kick)	4-91, 2:00
JAX	2	10:06	Cole 91 yd. punt return (McLaughlin kick)	
G.B.	2	2:15	Rodgers 5 yd. run (Crosby kick)	13-81, 7:51
G.B.	2	0:02	Crosby 39 yd. Field Goal	6-5, 1:26
JAX	3	10:30	Cole 12 yd. pass from Luton (McLaughlin kick)	3-16, 1:26
JAX	4	12:40	McLaughlin 31 yd. Field Goal	7-43, 3:36
G.B.	4	9:03	Adams 6 yd. pass from Rodgers (Crosby kick)	7-75, 3:37

### Team Statistics

	Jaguars	Packers
First Downs (Run-Pass-Pen)	16 (5-10-1)	16 (3-11-2)
Total Yards-Plays-Avg.	260-61-4.3	395-60-6.6
Rushing Yards-Attempts-Avg.	109-23-4.7	80-25-3.2
Net Yards Passing (Sacked-Yds)	151 (3-18)	315 (1-10)
Att-Comp-Int	35-18-1	34-24-1
Third Down Conversions (%)	4-13 (31%)	5-13 (38%)
Fourth Down Conversions (%)	0-1 (0%)	0-1 (0%)
Punts-Avg.	6-45.8	5-43.0
Fumbles-Lost	0-0	2-1
Penalties-Yards	7-86	4-35
Time of Possession	28:19	31:41

### Individual Statistics

**Packers Rushing:** Jones 13-46, Williams 8-30, Rodgers 3-4, Ervin 1-0  
**Jaguars Rushing:** J. Robinson 23-109

**Packers Passing:** Rodgers 24-34-325 (2 TD, 1 INT)  
**Jaguars Passing:** Luton 18-35-169 (TD, INT)

**Packers Receiving:** Adams 8-66, Jones 5-49, Valdes-Scantling 4-149, Tonyan 3-33, Williams 3-25, Ervin 1-3  
**Jaguars Receiving:** Cole 5-47 (TD), Chark 4-56, Conley 4-43, Eifert 2-15, Robinson 2-3, Ogunbowale 1-5

**Sacks: Packers** 3 (Gary 1.0, P. Smith 1.0, Z. Smith 1.0)  
**Sacks: Jaguars** 1 (Hamilton 1.0)

**Interceptions: Packers** 1 (Amos)  
**Interceptions: Jaguars** 1 (Jones)

**Paid Attendance:** 0      **Time:** 3:15      **Temperature:** 38 degrees





# DAKOTA ALLEN



**POSITION:** LINEBACKER  
**HT:** 6-1 | **WT:** 232 | **DOB:** 11-2-1995  
**COLLEGE:** TEXAS TECH  
**HOMETOWN:** HUMBLE, TEXAS  
**ACQ:** PRACTICE SQUAD (L.A. RAMS) 2019  
**EXP:** 2ND YEAR



@Dakota\_Allen40



@Dakota\_Allen40

## TRANSACTIONS

Originally drafted by the L.A. Rams in the seventh round (251st overall) of the 2019 NFL Draft ... Waived by the L.A. Rams on 8/31/19 ... Signed by the L.A. Rams to the practice squad on 9/1/19 ... Signed by Oakland from the L.A. Rams practice squad on 9/24/19 ... Waived by Oakland on 10/31/19 ... Signed by the L.A. Rams to the practice squad on 11/4/19 ... Signed by Jacksonville from the L.A. Rams practice squad on 12/10/19

## PRO (GAMES PLAYED/STARTED - 12/2)

• Spent time on L.A. Rams' practice squad and Oakland's active roster during his rookie season before being signed by Jacksonville on Dec. 10

### 2020 (w/ JAX - 7/2)

- **9/13 vs. IND:** Played 19 snaps on special teams
- **9/20 at TEN:** Played 23 snaps on special teams
- **9/24 vs. MIA:** Logged 21 snaps on special teams and recorded one special teams tackle
- **10/4 at CIN:** Saw action at linebacker after **Myles Jack** exited the game with an ankle injury and collected five tackles, including one tackle for loss ... Added one special teams tackle
- **10/11 at HOU:** Made his first career start at linebacker and tied for the team lead with seven tackles, including one tackle for loss
- **10/18 vs. DET:** Saw action at linebacker after **Myles Jack** exited the game with an ankle injury and on special teams
- **10/25 at LAC:** Started at linebacker and collected two tackles, including one for loss, before exiting the game with an ankle injury in the first quarter
- **11/8 vs. HOU:** Inactive (ankle)
- **11/15 at G.B.:** Inactive (ankle)

### 2019 (w/ OAK - 2/0, w/ LAR - p/s w/ JAX - 3/0)

Appeared in five games during his rookie campaign, playing primarily on special teams, making one tackle ... Spent the preseason with the L.A. Rams before being released and signing with the team's practice squad ... Signed to Oakland's active roster, appearing in two games, before being waived by the Raiders on Oct. 31 ... Signed by Jacksonville from the L.A. Rams practice squad on Dec. 10 prior to Week 15 and played the final three games of the season primarily on special teams

## COLLEGE (AT TEXAS TECH 2015, 2017-18, EMCC 2016)

- Played in 48 collegiate games at Texas Tech and East Mississippi Community College (36 at Texas Tech, 12 at EMCC), amassing 379 tackles (200 solo) from his time at Texas Tech and EMCC combined
- Added 16 passes defended, five INTs, 4.5 sacks and recovered four fumbles and forced an additional two fumbles as a collegiate athlete
- Appeared in 11 games as a senior in 2018, finishing with 73 tackles (33 solo), which ranked second on the team
- Elected as a team captain prior to the 2017 season as a junior returning to Texas Tech, proceeding to start all 13 games at WILL linebacker ... Led the team with 102 tackles to go along with four passes defended, 2.0 sacks, two INTs, a forced fumble and a fumble recovery
- Spent the 2016 season as a standout linebacker for East Mississippi Community College, helping lead the Lions to an 11-1 record, including a perfect 6-0 mark in MACJC play, and tallying a team-leading 117 tackles (64 solo), three tackles for loss and 2.0 sacks
- Ranked second on the team with 87 tackles (45 solo) for the Red Raiders at linebacker and on special teams as a redshirt freshman in 2015

## PERSONAL

- Attended Summer Creek (Humble, Texas) High School where he logged 112 tackles and three interceptions as a senior
- Ranked as the nation's No. 23 inside linebacker according to ESPN
- Father, **Keith Allen**, played collegiate football as a running back at the University of Texas
- Has an older brother, Anthony
- Was featured on the Netflix documentary series "Last Chance U" while at EMCC in 2016

## REGULAR SEASON STATISTICS

YEAR	TEAM	GP/GS	TKL	SOLO	ASST	SACKS	FF	FR	PD	TFL
2019	OAK/JAX	5/0	0	0	0	0.0	0	0	0	0
2020	JAX	7/2	14	9	5	0.0	0	0	0	3
NFL totals: 2 yrs.		12/1	14	9	5	0.0	0	0	0	3

**Additional Statistics:** One special teams tackle in 2019; two special teams tackles in 2020

## 2020 GAME-BY-GAME STATISTICS

DATE	OPP	TKL	SOLO	ASST	SACKS	FF	FR	PD	TFL
09/13	vs. Indianapolis	0	0	0	0.0	0	0	0	0
09/20	at Tennessee	0	0	0	0.0	0	0	0	0
09/24	vs. Miami	0	0	0	0.0	0	0	0	0
10/04	at Cincinnati	5	2	3	0.0	0	0	0	1
10/11	at Houston	7	5	2	0.0	0	0	0	1
10/18	vs. Detroit	0	0	0	0.0	0	0	0	0
10/25	at L.A. Chargers	2	2	0	0.0	0	0	0	1
BYE WEEK									
11/08	vs. Houston				Inactive				
11/15	at Green Bay				Inactive				
11/22	vs. Pittsburgh								
11/29	vs. Cleveland								
12/06	at Minnesota								
12/13	vs. Tennessee								
12/20	at Baltimore								
12/27	vs. Chicago								
01/03	at Indianapolis								
2020 totals:		14	9	5	0.0	0	0	0	3



**POSITION:** DEFENSIVE END  
**HT:** 6-5 | **WT:** 262 | **DOB:** 7-13-1997  
**COLLEGE:** KENTUCKY  
**HOMETOWN:** MONTCLAIR, NEW JERSEY  
**ACQ:** FIRST ROUND (7TH) OF 2019 DRAFT  
**EXP:** 2ND YEAR



@JoshAllen41\_



@41len\_

## TRANSACTIONS

Originally drafted by Jacksonville in the first round (seventh overall) of the 2019 draft

## PRO (GAMES PLAYED/STARTED - 23/10, 0/0)

• His 13.0 career sacks are the most through 23 career games in Jaguars history

### 2020 (w/ JAX - 7/6)

Named team captain as voted on by his teammates

- **9/13 vs. IND:** Started at defensive end and recorded two tackles while battling cramps
- **9/20 at TEN:** Started at defensive end and recorded two quarterback hits
- **9/24 vs. MIA:** Started at defensive end and tallied two solo tackles, including his first sack of the season
- **10/4 at CIN:** Started at defensive end and posted two solo tackles, including 1.0 sack
- **10/11 at HOU:** Inactive (knee)
- **10/18 vs. DET:** Inactive (knee)
- **10/25 at LAC:** Saw action at defensive end and recorded one pass defended
- **11/8 vs. HOU:** Started at defensive end and made four tackles, including a half-sack
- **11/15 at G.B.:** Started at defensive end and registered two tackles and one quarterback hit

### 2019 (w/ JAX - 16/4)

Appeared in all 16 games, making four starts, during his rookie campaign ... Amassed 44 tackles (31 solo), 11 tackles for loss, 10.5 sacks and two forced fumbles ... Finished the year second on the team with 11 tackles for loss ... His 10.5 sacks recorded in 2019 led all NFL rookies and were the most by a rookie in franchise history ... One of five NFL players over the last 10 seasons to post at least 10.0 sacks and multiple forced fumbles in their rookie seasons ... Became the first rookie in Jaguars history to make the Pro Bowl

- **9/19 vs. TEN:** Started at defensive end, registering four tackles (three solo), 2.0 sacks and one forced fumble
- **10/6 at CAR:** Saw action at defensive end, posting five tackles (three solo) and 1.0 sack
- **10/13 vs. N.O.:** Notched two tackles and 1.0 sack, becoming the third player in franchise history to post at least 4.0 sacks through six career games, joining DE **Yannick Ngakoue** and former DT **John Henderson**
- **10/20 at CIN:** Posted two tackles for loss, including 1.0 sack
- **10/27 vs. NYJ:** Saw action at DE, amassing 2.0 sacks, one tackle for loss and a forced fumble ... Became the first Jaguars rookie since DE **Yannick Ngakoue** in 2016 to post at least 1.0 sack in four straight games
- **12/15 at OAK:** Saw action at DE and tallied three tackles (two solo), including 1.0 sack, his 10th of the season ... Became the seventh player in franchise history to compile double-digit sacks in a season

## COLLEGE (AT KENTUCKY, 2015-18)

- Did not miss a game during his four-year career with the Wildcats, playing in all 51 games with 35 starts
- Career totals include 220 tackles, 31.5 sacks, 11 forced fumbles, eight passes defended and two fumble recoveries
- Named SEC Defensive Player of the Year, earned consensus first-team All-American honors and was honored with the Bronco Nagurski Award, presented to the nation's top defensive player, as a senior in 2018
- Allen's 17.0 sacks in 2018 were the most by an SEC player in a single season since the NCAA started official sack records in 2000, finishing the season ranked second nationally in sacks (17.0), fourth in forced fumbles (five) and sixth in TFL (21.5)
- Majored in communications

## PERSONAL

- He and his wife, Kaitlyn, have two sons, Wesley and Julian
- Son of **Kim Allen** and **Robert Allen**
- Josh's sister, **Myisha Hines-Allen**, played collegiate basketball at Louisville and is currently a forward for the Washington Mystics, the 2019 WNBA champions
- Uncle, **Gregory Hines**, played college basketball at Hampton and went on to a 12-year pro career
- Attended Monster Jam at TIAA Bank Field in January 2020 and introduced the show to the fans

## REGULAR SEASON STATISTICS

YEAR	TEAM	GP/GS	TKL	SOLO	ASST	SACKS	FF	FR	PD	TFL
2019	JAX	16/4	44	31	13	10.5	2	0	0	11
2020	JAX	7/6	13	7	6	2.5	0	0	1	2
NFL totals: 2 yrs.		23/10	57	38	19	13.0	2	0	1	13

### Single Game Career Highs

#### Tackles:

6 (two times; last: 12/1/19 vs. T.B.)  
 NYJ)

#### Sacks:

2.0 (two times; last: 10/27/19 vs. NYJ)

#### Tackles for loss:

2 (two times; last: 10/20/19 at CIN)


## 2020 GAME-BY-GAME STATISTICS

DATE	OPP	TKL	SOLO	ASST	SACKS	FF	FR	PD	TFL
09/13	vs. Indianapolis	2	0	2	0.0	0	0	0	0
09/20	at Tennessee	0	0	0	0.0	0	0	0	0
09/24	vs. Miami	2	0	2	1.0	0	0	0	2
10/04	at Cincinnati	2	2	0	1.0	0	0	0	0
10/11	at Houston				Inactive				
10/18	vs. Detroit	0	0	0	0.0	0	0	0	0
10/25	at L.A. Chargers	0	0	0	0.0	0	0	1	0
	BYE WEEK								
11/08	vs. Houston	4	2	2	0.5	0	0	0	0
11/15	at Green Bay	2	2	0	0.0	0	0	0	0
11/22	vs. Pittsburgh								
11/29	vs. Cleveland								
12/06	at Minnesota								
12/13	vs. Tennessee								
12/20	at Baltimore								
12/27	vs. Chicago								
01/03	at Indianapolis								
2020 totals:		13	7	6	2.5	0	0	1	2

## NOTE THE QUOTE: JOSH ALLEN

"I want to take that next step. I want to affect my team more, I want to play a bigger role for my team and be a leader for my team. I want guys to play for team success. ... I feel like once your team is good, the individual is good. I want to help guys hone into that goal and that mindset and I feel like if we get that, we have the players, we just have to be committed to one goal and that's it."





**POSITION:** CORNERBACK  
**HT:** 6-1 | **WT:** 174 | **DOB:** 7-27-1998  
**COLLEGE:** SAN DIEGO STATE  
**HOMETOWN:** SAN DIEGO, CALIFORNIA  
**ACQ:** ROOKIE FREE AGENT 2020  
**EXP:** ROOKIE



@luqmanbarcoo



@luq\_barcoo

## OVERVIEW

Originally signed as a rookie free agent on May 5, 2020 ... Name is pronounced **Luke BAR-ko**

## PRO (GAMES PLAYED/STARTED - 0/0)

• Rookie cornerback made the initial 53-man roster after originally signing with the team as a rookie free agent

### 2020 (w/ JAX - 0/0)

- **9/13 vs. IND:** Inactive
- **9/20 at TEN:** Inactive
- **9/24 vs. MIA:** Inactive
- **10/4 at CIN:** Inactive
- **10/11 at HOU:** Active but did not play
- **10/18 vs. DET:** Inactive
- **10/25 at LAC:** Inactive
- **11/8 vs. HOU:** Inactive
- **11/15 at G.B.:** Inactive

## COLLEGE (AT SAN DIEGO STATE, 2018-19)

- Played in 24 games in two seasons at San Diego State
- Earned Third-Team Associated Press All-American after registering 55 tackles, 25 passes defended and an NCAA-leading nine INTs
- Became the first Aztec defensive back in program history to garner Walter Camp All-American accolades in program history
- Named First-Team All-Mountain West, as voted by the league's coaches and media
- Named Mountain West Defensive Player of the Week after totaling three INTs at Colorado State (Nov. 5)
- Played in 11 games in his first season at San Diego State (2018) and had 20 tackles, four passes defended and one INT
- Played both WR and CB from 2016-17 at Grossmont Community College, where he caught 35 passes for 767 yards and seven TDs in 2017
- Recorded three INTs with the Griffins and was an all-conference selection

## PERSONAL

- Played at Castle Park (Chula Vista, Calif.) High School and caught 71 passes for 1,314 yards (18.5 avg.) and 15 TDs
- Majored in social science at San Diego State

## REGULAR SEASON STATISTICS

YEAR	TEAM	GP/GS	TKL	SOLO	ASST	SACKS	FF	FR	PD	INT
2020	JAX	0/0	0	0	0	0.0	0	0	0	0
NFL totals: 1 yr.		0/0	0	0	0	0.0	0	0	0	0

## 2020 GAME-BY-GAME STATISTICS

DATE	OPP	TKL	SOLO	ASST	SACKS	FF	FR	PD	INT
09/13	vs. Indianapolis				Inactive				
09/20	at Tennessee				Inactive				
09/24	vs. Miami				Inactive				
10/04	at Cincinnati				Inactive				
10/11	at Houston			Active but did not play					
10/18	vs. Detroit				Inactive				
10/25	at L.A. Chargers				Inactive				
	BYE WEEK								
11/08	vs. Houston				Inactive				
11/15	at Green Bay				Inactive				
11/22	vs. Pittsburgh								
11/29	vs. Cleveland								
12/06	at Minnesota								
12/13	vs. Tennessee								
12/20	at Baltimore								
12/27	vs. Chicago								
01/03	at Indianapolis								
2020 totals:		0	0	0	0.0	0	0	0	0

## NOTE THE QUOTES: ON LUQ BARCOO

"Life was rough growing up. I definitely overcame a lot and faced some adversity as a child. My relationship with my mother, my spiritualism, and my faith in God is what got me through a lot of things that I was exposed to early on in life. I grew up in a single-parent household. My mother had six children, including me. Life was tough. I was exposed to a lot of things that the average kid isn't exposed to. I had to grow up fast. I matured faster than most kids."

"Every obstacle I faced helped me develop quicker. It allowed my mentality to grow. I had to establish myself as a young adult. I had to mature. I don't look at the things I've gone through as a crutch for me to lean on. I was always very optimistic. It wasn't going to be my downfall. I can look back and smile. It's the reason I am who I am today. I look forward to what the future holds. I'm ready to work hard."

"I believe I have what it takes to become a successful cornerback in the NFL. I feel like I check off every box. My mentality and focus can't be topped, and my ball production and ability to create turnovers makes me a unique playmaker. The skill-set and production are there. I have the physical ability as well. I have the mental capability to sustain myself at the next level."

"I'm ready for the adversity, I'm ready for the challenge. I don't think many people have been through what I've been through. My ability to overcome adversity will get me through anything. Once I get on a team, I'll have the mental capability to handle any and every challenge that comes my way. My experience has proven that. I'm mentally and physically ready to showcase what I have to offer."

- CB Luq Barcoo

"He's a very talented young man. He has a high skill set, upper-level talent, ball is important to him. He has the traits; he just has to keep working on the technique and do those things. He has ball skills, you know he was very productive in college, so I think he has a big upside and he has the skill set that you're looking for at the position."

- Secondary Coach - CBs Tim Walton



# BEN BARTCH



**POSITION:** OFFENSIVE LINEMAN  
**HT:** 6-6 | **WT:** 309 | **DOB:** 7-22-1998  
**COLLEGE:** ST. JOHN'S (MINN.)  
**HOMETOWN:** DAYTON, OREGON  
**ACQ:** FOURTH ROUND (116TH) OF 2020 NFL DRAFT  
**EXP:** ROOKIE

## OVERVIEW

Originally drafted by Jacksonville in the fourth round (116th overall) of the 2020 draft

## PRO (GAMES PLAYED/STARTED - 9/0)

### 2020 (w/ JAX - 9/0)

- **9/13 vs. IND:** Played five snaps on special teams in his NFL debut
- **9/20 at TEN:** Played five snaps on special teams
- **9/24 vs. MIA:** Saw action on special teams
- **10/4 at CIN:** Saw action on special teams
- **10/11 at HOU:** Saw action on special teams
- **10/18 vs. DET:** Saw action at right guard after **A.J. Cann** exited the game with a shoulder injury and on special teams
- **10/25 at LAC:** Saw action at right guard and on special teams
- **11/8 vs. HOU:** Saw action on special teams
- **11/15 at G.B.:** Saw action on special teams

## COLLEGE (AT ST. JOHN'S (MINN.), 2016-19)

- Started 14 games at left tackle as a senior and was named First-Team All-Minnesota Intercollegiate Athletic Conference honors and a Division III All-American
- Began his collegiate career as a tight end prior to moving to left tackle
- Became the first player from St. John's (Minn.) drafted since 1974, the first player to be drafted from any Division III program in the last five years and the first player to be drafted from the Minnesota Intercollegiate Athletic Conference since 2003
- Also competed on St. John's track and field team in shot put and the discus
- Named to the 2019 Allstate American Football Coaches Association (AFCA) Good Works Team, an award established to recognize a select group of college football players who have made a commitment to service and enriching the lives of others

## PERSONAL

- In an effort to gain weight after moving to the offensive line, consumed a protein shake daily of seven scrambled eggs, a tub of cottage cheese, quick grits, peanut butter, bananas and gatorade while in college  
 "I didn't have time to eat the full carbohydrates and proteins I needed. My friend had a Nutribullet, so I would scramble seven eggs, a big tub of cottage cheese, quick grits, then peanut butter and banana and Gatorade. I would throw it all in and plug my nose. I'd gag sometimes, but that's what you have to do."
- Studied in South Africa during the spring of 2019, where he served as a computer lab tutor for children ages kindergarten-seventh grade at Seyisi Primary School (New Brighton, South Africa)
- Volunteered with Catholic Charities' Meals on Wheels in fall of 2018 in nearby St. Joseph, Minn. and served as an after-school tutor for a sixth-grade student at All Saints Academy
- Volunteered at Newman, the Roman Catholic parish at the University of Wisconsin-Eau Claire's Ecumenical Religious Center, in 2017 and 2018 when visiting his grandmother during breaks in the academic year
- Majored in psychology and has an interest in sports psychology and mental skills training



## NOTE THE QUOTES: ON BEN BARTCH

"This is a kid with his makeup, his toughness, his competitiveness, his intelligence, where you saw him at the Senior Bowl and you saw him competing against some of the top players in the country and some guys that went in the first round. And he held his own. He did a hell of a job. We kind of feel like this player has a very, very high ceiling and can come in and compete at multiple spots for us along the offensive line."

- GM Dave Caldwell

"Ben is a tremendous young man who is willing to help out the less fortunate. He leads by example with his work ethic, and he is also a vocal leader who can get the attention of his teammates."

- St. John's University HC Gary Fasching

"The only thing I look for is, is it kind of too big when they're at the Combine or they're in one of these bowl games? [The Senior Bowl] wasn't for him. So I think that's important, especially at a time when you can't really go work people out."

- HC Doug Marrone

"[Switching positions] was a risk for me. You're switching positions to something you've never played and you don't really know what you're doing right away. To me, that's where the faith piece comes in, having a rock and having a good support group of family as well. Secondly, I think dedication to your craft and waking up every day with a goal: Did I get better than yesterday? Not worrying about tomorrow, necessarily, but did I get any better than I did yesterday? When you have a plan and you're prepared, I think the sky's the limit. If you allow yourself and don't put limits on yourself, I don't see any reason why anyone can't achieve something like that."

"In life, you can either accept it, or you can react. That's what you can control. You can't control the circumstance, just how you react, so I was going to a Division III school and I decided to react accordingly and work my tail off."

- OL Ben Bartch



# TAVEN BRYAN



**POSITION:** DEFENSIVE LINEMAN  
**HT:** 6-5 | **WT:** 291 | **DOB:** 3-11-1996  
**COLLEGE:** FLORIDA  
**HOMETOWN:** CASPER, WYOMING  
**ACQ:** FIRST ROUND (29TH) OF THE 2018 DRAFT  
**EXP:** 3RD YEAR



@TavenBryan93



@TavenB

## TRANSACTIONS

Originally drafted by Jacksonville in the first round (29th overall) of the 2018 draft

## PRO (GAMES PLAYED/STARTED - 41/17, 0/0)

- Third-year defensive lineman who has played in all 41 games, starting 17, since being drafted 29th overall in 2018
- Career totals include 64 tackles (38 solo), 11 tackles for loss, 3.5 sacks, one forced fumble and one pass defended

### 2020 (w/ JAX - 9/8)

- **9/13 vs. IND:** Started at defensive tackle and saw 57 snaps on defense
- **9/20 at TEN:** Started at defensive tackle and recorded one tackle
- **9/24 vs. MIA:** Started at defensive tackle and tallied one quarterback hit
- **10/4 at CIN:** Started at defensive tackle and made two tackles
- **10/11 at HOU:** Started at defensive tackle and posted three tackles, including one tackle for loss
- **10/18 vs. DET:** Started at defensive tackle and tallied one tackle for loss
- **10/25 at LAC:** Started at defensive tackle and collected two tackles, including a half-sack
- **11/8 vs. HOU:** Saw action at defensive tackle and made two tackles
- **11/15 at G.B.:** Started at defensive tackle

### 2019 (w/ JAX - 16/8)

Saw action in all 16 games on the season, starting eight and tallied 33 tackles (18 solo), five tackles for loss, 2.0 sacks, one forced fumble and one pass defended

- **9/19 vs. TEN:** Saw action at defensive tackle, amassing three tackles (two solo) and 1.0 sack, the second of his career
- **10/20 at CIN:** Saw action at defensive tackle, posting three tackles (two solo) ... His pressure on QB **Andy Dalton** led to DE **Yannick Ngakoue's** pick six
- **12/29 vs. IND:** Started at defensive tackle tallying four tackles (three solo), 1.0 sack, one pass defended and one forced fumble

### 2018 (w/ JAX - 16/1)

Saw action in all 16 games during his rookie campaign, making one start ... Amassed 20 tackles (13 solo), three tackles for loss and 1.0 sack

- **9/9 at NYG:** Assisted on one tackle and saw action on special teams in his NFL debut
- **11/25 at BUF:** Recorded two tackles, including one tackle for loss
- **12/6 at TEN:** Made his first career start at defensive tackle and recorded three tackles
- **12/16 vs. WAS:** Recorded three tackles, including one for loss
- **12/30 at HOU:** Recorded 1.0 sack, the first of his career

## COLLEGE (AT FLORIDA, 2014-17)

- Appeared in 36 games with 14 starts
- Named Associated Press All-SEC second team after his junior year
- Career totals include 67 tackle (31 solo), 10.5 tackles for loss, 5.5 sacks, two forced fumbles and three fumble recoveries

## PERSONAL

- Father, Brandy, spent four years as a Navy SEAL
- Has one sister, Chelcey
- Walk-up song in Arlington, Texas after being selected was "Hail To The King" by Avenged Sevenfold
- Youth football team in Wyoming was nicknamed the 'Jaguars'
- Nickname: Wyoming Wildman
- Attended Notrona County (Wyo.) High School and helped lead the team to a 41-6 record in his final three seasons, including back-to-back state titles in 2012 and 2013
- Unanimously selected as the 2013 Conference Defensive Player of the Year
- Named to the All-State First Team on both the offensive and defensive line

## REGULAR SEASON STATISTICS

YEAR	TEAM	GP/GS	TKL	SOLO	ASST	SACKS	FF	FR	PD	TFL
2018	JAX	16/1	20	13	7	1.0	0	0	0	3
2019	JAX	16/8	33	18	15	2.0	1	0	1	5
2020	JAX	9/8	11	7	4	0.5	0	0	0	3
NFL totals: 3 yrs. 41/17			64	38	26	3.5	1	0	1	11

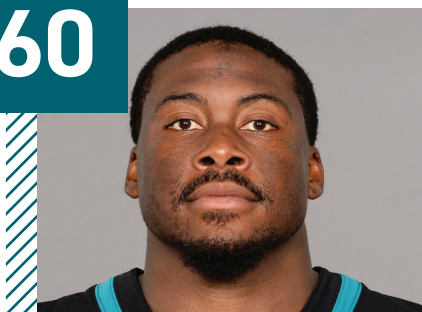
## 2020 GAME-BY-GAME STATISTICS

DATE	OPP	TKL	SOLO	ASST	SACKS	FF	FR	PD	TFL
09/13	vs. Indianapolis	0	0	0	0.0	0	0	0	0
09/20	at Tennessee	1	1	0	0.0	0	0	0	0
09/24	vs. Miami	0	0	0	0.0	0	0	0	0
10/04	at Cincinnati	2	1	1	0.0	0	0	0	0
10/11	at Houston	3	2	1	0.0	0	0	0	1
10/18	vs. Detroit	1	1	0	0.0	0	0	0	1
10/25	at L.A. Chargers	2	1	1	0.5	0	0	0	1
BYE WEEK									
11/08	vs. Houston	2	1	1	0.0	0	0	0	0
11/15	at Green Bay								
11/22	vs. Pittsburgh								
11/29	vs. Cleveland								
12/06	at Minnesota								
12/13	vs. Tennessee								
12/20	at Baltimore								
12/27	vs. Chicago								
01/03	at Indianapolis								
2020 totals:		11	7	4	0.5	0	0	0	3





60



# A.J. CANN



**POSITION:** OFFENSIVE LINEMAN  
**HT:** 6-3 | **WT:** 315 | **DOB:** 10-3-1991  
**COLLEGE:** SOUTH CAROLINA  
**HOMETOWN:** BAMBERG, SOUTH CAROLINA  
**ACQ:** THIRD ROUND (67TH) OF 2015 DRAFT  
**EXP:** 6TH YEAR



@AJCann60



@AJCann60

## TRANSACTIONS

Originally drafted by Jacksonville in the third round (67th overall) of the 2015 draft ... Re-signed by Jacksonville on 3/3/19

## PRO (GAMES PLAYED/STARTED - 85/83, 3/3)

- Sixth-year offensive lineman has started 83 of 85 career games
- Highest-drafted player by the Jaguars from South Carolina in franchise history

### 2020 (w/ JAX - 8/8)

- **9/13 vs. IND:** Started at right guard and helped undrafted rookie RB **James Robinson** rush for 62 yards
- **9/20 at TEN:** Started at right guard and helped the team rush for 165 yards
- **9/24 vs. MIA:** Started at right guard
- **10/4 at CIN:** Started at right guard
- **10/11 at HOU:** Started at right guard
- **10/18 vs. DET:** Started at right guard before exiting the game with a shoulder injury
- **10/25 at LAC:** Inactive (shoulder)
- **11/8 vs. HOU:** Started at right guard
- **11/15 at G.B.:** Started at right guard

### 2019 (w/ JAX - 16/16)

Started all 16 games in which he appeared at right guard ... Part of an offensive line that helped RB **Leonard Fournette** gain 1,674 yards from scrimmage, becoming the only Jaguars player since 2011 to post at least 1,500 scrimmage yards in a single season

- **9/29 at DEN:** Started at right guard, helping RB **Leonard Fournette** total a career-high 225 yards rushing ... Also helped the team gain an average of 7.1 yards per carry for 269 total net rushing yards, the second-most in a single game in franchise history
- **10/6 at CAR:** Started at right guard helping RB **Leonard Fournette** eclipse the 100-yard mark in back-to-back games for the first time since his rookie season in 2017
- **10/20 at CIN:** Started at right guard, paving the way for RB **Leonard Fournette's** 131 yards rushing

### 2018 (w/ JAX - 15/15)

Started all 15 games in which he appeared at right guard

### 2017 (w/ JAX - 15/15, 3/3)

Started 15 games in the regular season and all three postseason contests at RG ... Part of an offensive line that helped the team lead the league in rushing (141.1 yards per game) for the first time in franchise history and allowed a franchise-low 24 sacks

### 2016 (w/ JAX - 16/16)

Did not miss a snap and was part of a unit that surrendered 34 sacks, its fewest since 2007

### 2015 (w/ JAX - 15/13)

Rookie offensive lineman started 13 games at right guard


## COLLEGE (AT SOUTH CAROLINA, 2010-15)

- Four-year starter, starting 51 games, the second-most in school history
- Three-time member of the SEC Fall Academic Honor Roll
- In 2014, named first-team All-America by Sporting News, ESPN.com and CBSsportsline.com
- In 2013, was voted a permanent team captain as a junior

## PERSONAL

- Played on both sides of the ball for Head Coach **Kevin Crosby** at Bamberg-Ehrhardt (S.C.) High School
- Given name is Aaron
- Has a tattoo on the inside of his right forearm to honor his mother, Catherine, who passed in 2007 from throat cancer
- He and his wife, Kendal, have one daughter, Kennie Amelia, and one son, Artist Jamar (A.J.)
- Represented the Humane Society during the NFL's My Cause My Cleats campaign in 2019 ... His cat, Carol, is a rescue cat





# K'LAVON CHAISSON



**POSITION:** DEFENSIVE END/LINEBACKER  
**HT:** 6-3 | **WT:** 254 | **DOB:** 3-11-1999  
**COLLEGE:** LSU  
**HOMETOWN:** HOUSTON, TEXAS  
**ACQ:** FIRST ROUND (20TH) IN 2020 DRAFT  
**EXP:** ROOKIE



@S4CKGURU



@S4ckguru

## OVERVIEW

Originally drafted by Jacksonville in the first round (20th overall) in the 2020 draft ... Pronounced **KAY-luh-vahn Chase-on**

## PRO (GAMES PLAYED/STARTED - 9/2)

### 2020 (w/ JAX - 9/2)

- **9/13 vs. IND:** Saw extensive action (46 snaps) at defensive end in his NFL debut and posted two tackles (one solo)
- **9/20 at TEN:** Saw action at defensive end and posted two tackles, including his first career sack
- **9/24 vs. MIA:** Saw action at defensive end and made two tackles
- **10/4 at CIN:** Saw action at defensive end and made one tackle
- **10/11 at HOU:** Made his first career start at defensive end and tallied one tackle and one pass defended
- **10/18 vs. DET:** Started at defensive end
- **10/25 at LAC:** Saw action at defensive end and collected one tackle
- **11/8 vs. HOU:** Played 18 snaps on defense
- **11/15 at G.B.:** Played 31 snaps on defense

## COLLEGE (AT LSU, 2017-19)

- Played in 26 games with 17 starts in his three years with the Tigers
- Capped career with 92 tackles, 19.0 tackles for loss and 9.5 sacks
- Three-time member of the SEC Academic Honor Roll

### 2019 (redshirt sophomore at LSU - 13/13)

Started 13 games at outside linebacker and accumulated 60 tackles ... Led the team with 13.5 tackles for loss and 6.5 sacks ... Permanent team captain ... Earned First-Team All-SEC honors

- **10/12 vs. Florida:** Stopped Gators QB Kyle Trask on fourth and goal for a negative gain in final minute to seal the win
- **11/9 at Alabama:** Set a career high with 10 tackles, including 3.5 tackles for loss
- **12/29 vs. Oklahoma:** Earned Defensive Player of the Game accolades in the College Football Playoff Semifinals (six tackles, including 2.0 sacks)

## HIGH SCHOOL (AT NORTH SHORE H.S., 2013-16)

- Rated a 5-star recruit by Scout after playing two seasons of varsity football
- Earned defensive MVP honors in the 6A Division I state title game at NRG Stadium in 2015, a contest during which he sniffed out a jet sweep-pass on fourth and goal in OT to seal the win ... Also had four tackles for loss, 2.0 sacks and one forced fumble in title game
- Named to the Texas AP 6A All-State Team as a senior
- Also played basketball

## PERSONAL

- Inspired by his late father, Kelvin, who was a linebacker at Baylor from 1999-2001 and was shot and killed in 2014.
- "I'm not going to sit here and lie to you and say I've always dreamed of playing at the next level or I've always dreamed about playing in the NFL because that's not true. The inspiration to play the sport was something that ran deeper. With my size and the tradition in my family involving the sport, it was sort of an obligation or you were looked at differently."
- Created an Instagram account for his dog, Prince Nino: @lifeofnino
- Also passionate about financial literacy, the environment and social justice



## REGULAR SEASON STATISTICS

YEAR	TEAM	GP/GS	TKL	SOLO	ASST	SACKS	FF	FR	PD	TFL
2020	JAX	9/2	9	5	4	1.0	0	0	1	1
NFL totals: 1 yr.		9/2	9	5	4	1.0	0	0	1	1

## 2020 GAME-BY-GAME STATISTICS

DATE	OPP	TKL	SOLO	ASST	SACKS	FF	FR	PD	TFL
09/13	vs. Indianapolis	2	1	1	0.0	0	0	0	0
09/20	at Tennessee	2	1	1	1.0	0	0	0	1
09/24	vs. Miami	2	2	0	0.0	0	0	0	0
10/04	at Cincinnati	1	0	1	0.0	0	0	0	0
10/11	at Houston	1	0	1	0.0	0	0	1	0
10/18	vs. Detroit	0	0	0	0.0	0	0	0	0
10/25	at L.A. Chargers	1	1	0	0.0	0	0	0	0
BYE WEEK									
11/08	vs. Houston	0	0	0	0.0	0	0	0	0
11/15	at Green Bay	0	0	0	0.0	0	0	0	0
11/22	vs. Pittsburgh								
11/29	vs. Cleveland								
12/06	at Minnesota								
12/13	vs. Tennessee								
12/20	at Baltimore								
12/27	vs. Chicago								
01/03	at Indianapolis								
2020 totals:		9	5	4	1.0	0	0	1	1

## NOTE THE QUOTES: ON K'LAVON CHAISSON

"He's not a kid who talks a lot, but his tape does enough talking for him. It's fair to say he's not a rah-rah guy, but just because he doesn't have a lot to say doesn't mean he doesn't bring an immense amount of intensity to the game. He's an internally-focused person, and when he's ready to go out and compete, he has a different look in his eye."

- North Shore High School HC Jon Kay

"I know my dad would be happy. He always told me to go hard every play. He motivates me."

"I don't really care too much about the praise and recognition from others. My job's been my job, set the edge and get to the quarterback and do whatever it takes to get the team win. It's never really been about personal accolades. I had a thing about being a better teammate more than being a better player. I feel I'd rather take the long win in today's game and today's world. ... My main goal right now is to be the best teammate I can be and help in any way possible."


- DE/LB K'Lavon Chaisson

"The one thing about this guy right here is that he has speed. He has an unbelievable spin move. I think the speed ... the power is going to come and become better. I think once that comes, he can be a dominant rusher in this league ... We think he's going to be a really productive player for us."

- HC Doug Marrone



17



# DJ CHARK JR.



**POSITION:** WIDE RECEIVER  
**HT:** 6-4 | **WT:** 198 | **DOB:** 9-23-1996  
**COLLEGE:** LSU  
**HOMETOWN:** ALEXANDRIA, LOUISIANA  
**ACQ:** SECOND ROUND OF 2018 DRAFT (61ST)  
**EXP:** 3RD YEAR



@DJChark82



@DJChark82

## TRANSACTIONS

Originally drafted by Jacksonville in the second round (61st overall) of the 2018 draft

## PRO (GAMES PLAYED/STARTED - 34/22)

- Pro Bowl wide receiver has appeared in 34 career games, hauling in 124 receptions for 1,675 yards (13.5 rec. avg.) and 12 TDs
- His four 100-yard games are the fourth-most in franchise history through a player's first 34 games
- His three games with multiple receiving TDs are the second-most in franchise history through a player's first three seasons (WR **Allen Robinson** - four).

### 2020 (w/ JAX - 8/8)

- **9/13 vs. IND:** Started at wide receiver and recorded three receptions for 25 yards, including an 8-yard TD, the team's first of the season
- **9/20 at TEN:** Started at wide receiver and posted four receptions for 84 yards, including a season-long 45-yard reception
- **9/24 vs. MIA:** Inactive (chest/back)
- **10/4 at CIN:** Started at wide receiver and collected eight receptions for 95 yards and two TDs
- **10/11 at HOU:** Started at wide receiver and posted three receptions for 16 yards before exiting the game with an ankle injury in the fourth quarter
- **10/18 vs. DET:** Started at wide receiver and led the team with seven receptions for 45 yards
- **10/25 at LAC:** Started at wide receiver and had one reception for 26 yards
- **11/8 vs. HOU:** Caught seven passes for 146 yards and one TD, marking the third-most receiving yards of his career and his fourth career game with at least 100 yards ... His 73-yard TD pass on Jacksonville's third play from scrimmage was the longest reception of his career and the longest reception by a Jaguars players since WR **Donte Moncrief** (80 yards) on Nov. 11, 2018
- **11/15 at G.B.:** Started at wide receiver and had four receptions for a team-leading 56 yards

### 2019 (w/ JAX - 15/14)

Earned Pro Bowl honors after tallying 73 receptions for a team-leading 1,008 yards (12.4 rec. avg.) and eight TDs ... Became the first Jaguar to eclipse 1,000 yards receiving in a season since WRs **Allen Robinson** and **Allen Hurns** in 2015 ... Tied for fourth in the NFL with 10 receptions of at least 30 yards this season ... Tied for ninth in the NFL and third in the AFC with eight TD receptions

- **9/8 vs. K.C.:** Made his first career start, hauling in four receptions for a then-career-best 146 yards (36.5 avg.), including a long of 69 and a 35-yard TD ... His 36.5 receiving average was the highest in franchise single game history
- **9/15 at HOU:** Started was targeted a team-high nine times, recording seven receptions for 55 yards and one TD
- **9/19 vs. TEN:** Started and caught four passes for 76 yards (19.0 avg.) and one TD ... Became the youngest player in franchise history (22 years old) to post more than 250 receiving yards through Week 3 of the season ... Became the second player in franchise history - and the first since WR **Jimmy Smith** in 2008 - to catch a TD pass in each of the first three games of the season
- **10/6 at CAR:** Started and earned career-bests in receptions (eight), yards (164) and TDs (two) ... Joined former WR **Jimmy Smith** (Sept. 10, 2000) as the only players to register at least 160 receiving yards and two-plus receiving TDs in a single game
- **11/17 at IND:** Started and amassed eight receptions for 104 yards (13.0 rec. avg.) and two TDs ... Second game of the season with 100-plus receiving yards and multiple TD receptions
- **12/29 vs. IND:** Started and brought in four receptions for 34 yards (8.5 rec. avg.) ... Joined former WR **Allen Robinson** as the only players 23-or-younger in team history to post at least 1,000 receiving yards in a single season

### 2018 (w/ JAX - 11/0)

Emerged as a contributor on special teams totaling five special teams tackles and averaging 35.4 yards per kickoff return ... Caught 14 passes for 174 yards (12.4 avg.)

- **10/7 at K.C.:** Caught passes of 30 and 38 yards, becoming the eighth rookie in franchise history to record multiple 30-yard catches in a single game
- **10/28 vs. PHI:** Caught four passes for 41 yards, including a long reception of 19 yards ... Served as the primary kick returner, returning one kickoff for 29 yards
- **11/11 at IND:** Saw action at wide receiver and returned three kickoffs for 108 yards (36.0 avg.), including a long return of 47 yards

## COLLEGE (AT LSU, 2015-17)

- Appeared in 36 games with 15 starts
- Career totals include 66 receptions for 1,351 yards (20.5 rec. avg.) and six TDs with a long reception of 80 yards (TD)
- 2018 Co-MVP of Senior Bowl
- Named a permanent team captain in his senior season as he led the SEC in punt returns for TDs (two) and was second in the league in punt return average (10.8) while also leading the Tigers in receptions (40), receiving yards (874) and tied for the team lead in receiving TDs (three)
- Scored a TD three different ways in 2017, becoming only the seventh player in school history to accomplish the feat

## PERSONAL

- Son of Shirley and **Darrell Chark Sr.**
- Attended Alexandria (La.) High School where he hauled in 48 receptions for 554 yards and three TDs as a senior on the way to earning Louisiana Class 5A All-State Honorable Mention
- Rushed for 495 yards and five touchdowns and caught 20 passes for 554 yards and six TDs as a junior and was named Honorable Mention All-State for Class 5A as a junior
- Never missed a day of school in 13 years in the Alexandria School System, finished high school with a 3.9 GPA and claimed all three major senior individual honors: Prom King, Mr. ASH and Most Outstanding Athlete
- Learned to swim leading up to the 2018 season at the Winston Family YMCA in Jacksonville
- He and his wife, Chantelle, married in October 2020 in Amelia Island, Fla.
- Has two dogs: English bulldog, Bam Bam, and an Australian shepherd, Dundie Tot, in honor of The Office
- First-time voter in 2020

## REGULAR SEASON RECEIVING STATISTICS

YEAR	TEAM	GP/GS	REC	YDS	AVG.	LG	TD
2018	JAX	11/0	14	174	12.4	38	0
2019	JAX	15/14	73	1,008	13.8	69	8
2020	JAX	8/8	37	493	13.3	73	4
NFL totals: 3 yrs.		34/22	124	1,675	13.5	73	12

**Additional statistics:** Two rushes for 20 yards

### Single Game Career Highs

**Receptions:**  
9 (12/8/19 vs. LAC)

**Receiving yards:**  
164 (10/6/19 at CAR)

**Longest reception:**  
73 (11/8/20 vs. HOU)

**Touchdowns:**  
2 (two times; last: 11/17/19 at IND)

## 2020 GAME-BY-GAME STATISTICS

DATE	OPP	REC	YDS	AVG.	LG	TD
09/13	vs. Indianapolis	3	25	8.3	12	1
09/20	at Tennessee	4	84	21.0	45	0
09/24	vs. Miami	Inactive				
10/04	at Cincinnati	8	95	11.9	22	2
10/11	at Houston	3	16	5.3	11	0
10/18	vs. Detroit	7	45	6.4	14	0
10/25	at L.A. Chargers	1	26	26.0	26	0
BYE WEEK						
11/08	vs. Houston	7	146	20.9	73	1
11/15	at Green Bay	4	56	14.0	21	0
11/22	vs. Pittsburgh					
11/29	vs. Cleveland					
12/06	at Minnesota					
12/13	vs. Tennessee					
12/20	at Baltimore					
12/27	vs. Chicago					
01/03	at Indianapolis					
2020 totals:		37	493	13.3	73	4





# CHRIS CLAYBROOKS



**POSITION:** CORNERBACK/RETURN SPECIALIST  
**HT:** 5-9 | **WT:** 179 | **DOB:** 7-17-1997  
**COLLEGE:** MEMPHIS  
**HOMETOWN:** NASHVILLE, TENNESSEE  
**ACQ:** SEVENTH ROUND (223RD) IN 2020 DRAFT  
**EXP:** ROOKIE



@ChrisClaybrooks



@Huncho\_Clay7

## TRANSACTIONS

Originally drafted by Jacksonville in the seventh round (223rd overall) in the 2020 draft

## PRO (GAMES PLAYED/STARTED - 9/1)

### 2020 (w/ JAX - 9/1)

- **9/13 vs. IND:** Recorded three tackles at cornerback and saw action on special teams, returning two kicks for 50 yards (long of 39), in his NFL debut
- **9/20 at TEN:** Saw action at cornerback, kick returner and punt returner
- **9/24 vs. MIA:** Saw action on special teams
- **10/4 at CIN:** Saw action at cornerback, replacing CB **C.J. Henderson** after he left the game with a shoulder injury, and posted eight tackles and one pass defended
- **10/11 at HOU:** Earned his first career start at cornerback and totaled five tackles and two passes defended
- **10/18 vs. DET:** Saw action at cornerback and on special teams
- **10/25 at LAC:** Saw action at cornerback, replacing **Sidney Jones IV** (beef), and on special teams
- **11/8 vs. HOU:** Saw action at cornerback, making one tackle, and on special teams, when he returned four kickoffs for 94 yards, including a season-long return of 39 yards ... Downed two punts inside the 20
- **11/15 at G.B.:** Saw action at cornerback, making one tackle for loss, and on special teams, where he downed two punts inside the Packers' 5-yard line

## COLLEGE (AT MEMPHIS, 2018-19)

- Transferred to Memphis after two seasons of junior college at Fort Scott Community College (2016) and Coahoma Community College (2017)
- Moved to defensive back after playing high school and junior college careers on offense
- With the Tigers, played in 21 games and posted 54 tackles and had nine multi-tackle games ... Added five passes defended, two INTs, one forced fumble and 1.0 sack
- Also contributed on special teams, recording 11 kick returns for 338 yards and one TD
- Member of the Tiger 3.0 Club in the fall of 2018

### 2019 (reshirt senior at Memphis - 9)

Saw action in nine games, including the Goodyear Cotton Bowl, after missing the first five games of the season with a foot injury ... Totaled 42 tackles, two passes defended, one INT and one forced fumble ... Added 11 kick returns for 338 yards (30.8 avg.) and one TD

- **11/29 vs. Cincinnati:** Posted six solo tackles, two passes defended and returned the opening kickoff 94 yards for a TD
- **12/28 vs. Penn State:** Recorded a career-high 12 tackles and his first collegiate sack in his final outing with the Tigers in the 84th Goodyear Cotton Bowl

## HIGH SCHOOL (AT MCGAVOCK H.S., 2012-15)

- Member of the varsity quad all four years at McGavock (Nashville, Tenn.) High School
- Started career as a wide receiver and moved to running back
- Named to the 2014 All-City Team as selected by the Metro Nashville Football Coaches Association
- Also played basketball

## PERSONAL

- Son of **Christena** and **Barry Claybrooks**
- Had his son, **Chris Claybrooks Jr.**, when he was a sophomore in high school
- Christopher Claybrooks Jr. received a scholarship offer from Memphis in 2019
  - "It was just one day I was showing him [then-Memphis Head Coach **Mike Norvell**] that my son could play football for real. I showed him a clip that went viral. He did two spin moves and a stiff arm move in a seven- and eight-years old league. He is only six-years old. He saw that video and he said to post [on social media] that your son has a offer and I'm going to comment. The next day, he said, 'Why did you not post it?' I said, 'Because I did not know if you was playing.' He said that he was for real. I posted it and he tagged my son and told him welcome to the family. A big whole thing started. My son has a highlight tape, too."

## REGULAR SEASON STATISTICS

YEAR	TEAM	GP/GS	TKL	SOLO	ASST	SACKS	FF	FR	PD	INT
2020	JAX	9/1	18	16	2	0.0	0	0	3	0
NFL totals: 1 yr.		9/1	18	16	2	0.0	0	0	3	0

## 2020 GAME-BY-GAME STATISTICS

DATE	OPP	TKL	SOLO	ASST	SACKS	FF	FR	PD	INT
09/13	vs. Indianapolis	3	3	0	0.0	0	0	0	0
09/20	at Tennessee	0	0	0	0.0	0	0	0	0
09/24	vs. Miami	0	0	0	0.0	0	0	0	0
10/04	at Cincinnati	8	6	2	0.0	0	0	1	0
10/11	at Houston	5	5	0	0.0	0	0	2	0
10/18	vs. Detroit	0	0	0	0.0	0	0	0	0
10/25	at L.A. Chargers	0	0	0	0.0	0	0	0	0
BYE WEEK									
11/08	vs. Houston	1	1	0	0.0	0	0	0	0
11/15	at Green Bay	1	1	0	0.0	0	0	0	0
11/22	vs. Pittsburgh								
11/29	vs. Cleveland								
12/06	at Minnesota								
12/13	vs. Tennessee								
12/20	at Baltimore								
12/27	vs. Chicago								
01/03	at Indianapolis								
2020 totals:		18	16	2	0.0	0	0	3	0

Additional statistics: nine kick returns for 191 yards (long: 39)

## NOTE THE QUOTES: ON DB/RS CHRIS CLAYBROOKS


"I have been returning kicks all my life - in high school, JUCO and Memphis. I was behind **Tony Pollard**, one of the best to ever do it at Memphis. I learned tips from him and he coached me up. I am going to turn it loose with the Jaguars - my speed, my motor, never giving up - and I'm a playmaker. Whatever they need me to be, I can do it and I will make plays and make an impact."

"I went to Memphis as a walk-on and I was just going hard every time. They were like, 'Dang, why do you keep going hard?' I was like, 'Because I'm a walk-on and I have to eat.' I have a family to feed. I kept on working. They put me on scholarship and I just had that mindset ... It was a dream come true. I got drafted, and it feels amazing. Hard work pays off."

- DB/RS Chris Claybrooks

"Field position is a thing we thought about a lot in the offseason. Coach Marrone a big advocate of special teams and gaining field position and having a guy back there. He has the skills to do it and we feel really good about it."

- General Manager Dave Caldwell



# KEELAN COLE SR.



**POSITION:** WIDE RECEIVER  
**HT:** 6-1 | **WT:** 194 | **DOB:** 4-20-1993  
**COLLEGE:** KENTUCKY WESLEYAN  
**HOMETOWN:** LOUISVILLE, KENTUCKY  
**ACQ:** ROOKIE FREE AGENT 2017  
**EXP:** 4TH YEAR



@Air4Cole



@KKeelanCole

## TRANSACTIONS

Originally signed by Jacksonville as an undrafted rookie on 5/10/17

## PRO (GAMES PLAYED/STARTED - 56/19, 3/0)

- Fourth-year undrafted wide receiver has totaled 133 receptions for 1,980 yards (14.9 rec. avg.) and 10 TDs
- Second undrafted player (WR **Allen Hurns** - 21) in franchise history to tally double-digit receiving TDs
- His 14.9 yards-per-catch average is the highest in Jaguars history among players with at least 100 receptions

## 2020 (w/ JAX - 8/1)

- **9/13 vs. IND:** Saw action at wide receiver and led the team with five receptions for 47 yards, including the game-winning 22-yard TD with 5:56 remaining
- **9/20 at TEN:** Posted a team-high six receptions for 58 yards and one TD
- **9/24 vs. MIA:** Started at wide receiver and recorded four receptions for 43 yards
- **10/4 at CIN:** Saw action at wide receiver and posted four receptions for 46 yards
- **10/11 at HOU:** Posted two receptions for 25 yards, including a 13-yard TD reception, the 10th of his career
- **10/18 vs. DET:** Recorded six receptions for a team-leading 143 yards (23.8 rec. avg.)
- **10/25 at LAC:** Posted one reception for 12 yards
- **11/8 vs. HOU:** Made one catch for 6 yards
- **11/15 at G.B.:** Recorded a 91-yard punt return TD in the second quarter, the longest punt return in franchise history and the longest punt return by any player in the NFL this season ... Also caught a 12-yard TD pass, becoming the first player in Jaguars history to return a punt for a TD and catch a TD in the same game ... Finished with five catches for 47 yards, becoming the 15th player in franchise history to surpass 2,000 career receiving yards ... He is just the second undrafted player to achieve the feat (WR **Allen Hurns**)

## 2019 (w/ JAX - 16/1)

- Appeared in all 16 games and posted 24 receptions for 361 yards (15.0 rec. avg.) and three TDs
- **10/20 at CIN:** Saw action at wide receiver, catching the go-ahead 2-yard TD pass in the fourth quarter
  - **11/3 vs. HOU:** Hauled in five receptions for 80 yards (16.0 rec. avg.) and a long reception of 31 yards
  - **12/29 vs. IND:** Posted three receptions for 67 yards (22.3 rec. avg.) and one TD ... Also returned three kickoffs for a career-high 110 yards, including a career-long 59-yard return

## 2018 (w/ JAX - 16/11)

- Appeared in all 16 games and recorded 38 receptions for 491 yards and one TD
- **9/9 at NYG:** Started and recorded three receptions for a team-high 54 yards, including a long reception of 31 yards
  - **9/16 vs. N.E.:** Started and recorded team highs in receptions (seven) and receiving yards (116), including a 24-yard TD reception ... Caught a TD in his fourth consecutive home game, a franchise record for consecutive home games with a receiving TD
  - **10/7 at K.C.:** Started and caught four passes for 70 yards (17.5 rec. avg.)

## 2017 (w/ JAX - 16/6, 3/0)

- Cole's 748 receiving yards were the most by an undrafted rookie in franchise history, surpassing WR **Allen Hurns'** 677 receiving yards in 2014 and second most by a rookie in team history (trailing WR **Justin Blackmon's** 865 yards in 2012) ... His 748 receiving yards were eighth-most by an undrafted rookie WR in NFL history ... Registered 186 receiving yards in Week 15 versus Houston and 108 receiving yards in Week 16 at San Francisco, becoming the first rookie to post 100-plus receiving yards in consecutive games in franchise history ... His 748 receiving yards were the third most among rookie wide receivers (trailing PIT **JuJu Smith-Schuster** & LAR **Cooper Kupp**) ... His 17.8 yards per reception tied (WR **Cecil Shorts III**, 2012) for highest rate in a single season in franchise history
- **12/3 vs. IND:** Started and recorded three receptions for 49 yards (16.3 rec. avg.) and his first career TD
  - **12/10 vs. SEA:** Recorded three receptions and a season- and team-high 99

yards receiving, including a 75-yard TD reception

- **12/17 vs. HOU:** Led the team and recorded career highs with seven receptions for 186 yards and one TD, including a game-long 73-yard reception, which set up FB **Tommy Bohanon's** TD in the third quarter ... First 100-yard receiving game of his career
- **12/24 at S.F.:** Started and had six receptions for a game-high 108 yards

## COLLEGE (AT KENTUCKY WESLEYAN, 2013-16)

- Named to the D2football.com All-American First Team, Associated Press Little All-American First Team and the Don Hansen All-American First Team
- Led the nation in kickoffs returned for a TD (two) and ranked second in all-purpose yards (198.1 yards per game) as a senior
- Named Great Midwest Athletic Conference Offensive and Special Teams Player of the Year in 2016
- Led the NCAA in receiving yards (1,577), receiving yards per game (141.5) and receiving TDs (21) as a sophomore in 2014

## PERSONAL

- Coached by **Tyrann Scroggins** at Central (Ky.) High School, where he was a four-year letterwinner and two-year starter at defensive back, wide receiver and quarterback
- Has one son: Keelan Jr.

## REGULAR SEASON STATISTICS

YEAR	TEAM	GP/GS	RECS	YDS	AVG.	LG	TD
2017	JAX	16/6	42	748	17.8	75t	3
2018	JAX	16/11	38	491	12.9	35	1
2019	JAX	16/1	24	361	15.0	55	3
2020	JAX	9/2	34	427	12.6	51	4
NFL totals: 4 yrs.		57/20	138	2,027	14.7	75t	11

## Single Game Career Highs

**Receptions:**  
7 (two times, last: 9/16/18 vs. N.E.)

**Receiving yards:**  
186 (12/17/17 vs. HOU)

**Longest reception:**  
75t (12/10/17 vs. SEA)

**Receiving touchdowns:**  
1 (11 times, last: 11/15/20 at G.B.)

**Additional statistics:** eight kick returns for 216 yards (long: 59 yards); four punt returns for 117 yards and one TD

## POSTSEASON STATISTICS

YEAR	TEAM	GP/GS	REC	YDS	AVG.	LG	TD
2017	JAX	3/0	3	82	27.3	45	0
NFL totals: 2 yrs.		3/0	3	82	27.3	45	0

## 2020 GAME-BY-GAME STATISTICS

DATE	OPP	REC	YDS	AVG.	LG	TD
09/13	vs. Indianapolis	5	47	9.4	22	1
09/20	at Tennessee	6	58	9.7	23	1
09/24	vs. Miami	4	43	10.8	16	0
10/04	at Cincinnati	4	46	11.5	20	0
10/11	at Houston	2	25	12.5	13	1
10/18	vs. Detroit	6	143	23.8	51	0
10/25	at L.A. Chargers	1	12	12.0	12	0
BYE WEEK						
11/08	vs. Houston	1	6	6.0	6	0
11/15	at Green Bay	5	47	9.4	13	1
11/22	vs. Pittsburgh					
11/29	vs. Cleveland					
12/06	at Minnesota					
12/13	vs. Tennessee					
12/20	at Baltimore					
12/27	vs. Chicago					
01/03	at Indianapolis					
2020 totals:		34	427	12.6	51	4




**POSITION:** WIDE RECEIVER

**HT:** 6-3 | **WT:** 205 | **DOB:** 10-25-1992

**COLLEGE:** GEORGIA

**HOMETOWN:** DALLAS, GEORGIA

**ACQ:** UNRESTRICTED FREE AGENT (K.C.) 2019

**EXP:** 6TH YEAR


@FlightConley



@\_Flight\_

## TRANSACTIONS

Originally drafted by Kansas City in the third round (76th overall) of the 2015 draft ... Signed by Jacksonville on 3/16/19

## PRO (GAMES PLAYED/STARTED - 78/50, 5/2)

• Career totals include 177 receptions for 2,332 yards (13.2 rec. avg.) and 12 TDs

### 2020 (w/ JAX - 9/2)

Named team captain as voted on by his teammates

- **9/13 vs. IND:** Saw action at wide receiver, posting one reception for 6 yards
- **9/20 at TEN:** Saw action at wide receiver, tallying four receptions for 48 yards
- **9/24 vs. MIA:** Started at wide receiver and recorded three receptions for 34 yards
- **10/4 at CIN:** Posted three receptions for 44 yards (14.7 rec. avg.), including a season-long 33-yard reception to set up a fourth-quarter TD
- **10/11 at HOU:** Recorded two receptions for 59 yards, including a season-long 51-yard catch to set up a fourth-quarter TD
- **10/18 vs. DET:** Posted one reception for 6 yards
- **10/25 at LAC:** His lone reception went for 28 yards and a second-half TD
- **11/8 vs. HOU:** Matched his career-high seven receptions for 52 yards
- **11/15 at G.B.:** Started at wide receiver and posted four receptions for 43 yards

### 2019 (w/ JAX - 16/14)

Saw action in 16 games with 14 starts .. Set career-bests for receptions (47), receiving yards (775) and receiving avg. (16.5) and tied a career-high with five TDs

- **9/8 vs. K.C.:** Started and recorded a team-high six receptions for a then-career-best 97 yards (16.2 avg.) and one TD
- **10/20 at CIN:** Started and caught three passes for 83 yards (27.7 avg), including a 47-yard reception
- **10/27 vs. NYJ:** Started and posted four receptions for a career-best 103 yards (25.8 rec. avg.), including a career-long 70-yard TD reception
- **12/15 at OAK:** Started and amassed four receptions for 49 yards (12.3 rec. avg.) and two TDs, including the game-winning 4-yard TD reception with 0:31 left in the game from QB **Gardner Minshew II**
- **12/22 at ATL:** Started and brought in two receptions for 56 yards (28.0 rec. avg.), including a 42-yard TD reception in the fourth quarter

### 2018 (w/ K.C. - 16/13, 2/1)

Played in 16 games (13 starts) and registered 32 catches for 334 yards and a career-high five TDs for the NFL's No. 3 passing offense (320.4 passing yards per game)

- **11/19 vs. LAR:** Recorded then-career highs in receptions (seven), receiving yards (74) and receiving TDs (two), helping Kansas City score a season-high 51 points

### 2017 (w/ K.C. - 5/5)

Played in five games and caught 11 passes for 175 yards prior to suffering a torn Achilles and missing the remainder of the season

- **9/17 vs. PHI:** Recorded four catches for a season-high 55 yards in a 27-20 victory

### 2016 (w/ K.C. - 16/11, 1/1)

Registered 44 receptions for 530 yards

- **1/15/17 vs. PIT:** Notched two catches for 19 yards in the AFC Divisional

### 2015 (w/ K.C. - 16/5, 2/0)

Saw action in all 16 regular season games and caught 17 passes for 199 yards and one TD as a rookie in 2015

- **10/25 vs. PIT:** Recorded six catches for 63 yards and one TD
- **1/16/16 vs. N.E.:** Had five catches for 33 yards in the AFC Divisional round

## COLLEGE (AT GEORGIA, 2011-14)

- Appeared in 49 games (23 starts), recording 117 receptions for 1,938 yards (16.6 avg.) and 20 TDs
- Recorded five 100-yard receiving games in his college career and led the Bulldogs in receiving yards in 2013 (651 receiving yards) and 2014 (657)

## PERSONAL

- Born in Adana, Turkey on an Air Force base. His father, Charles, had a career in the United States Air Force while his mother, Christina, is a high school teacher
- Played football at North Paulding (Dallas, Ga.) High School
- Enjoys surfing in his free time and supported Ocean Conservancy with the NFL's "My Cause My Cleats" initiative in 2019
- Married his wife, Brianna, in May 2019
- Enjoys science-fiction and made and starred in a 26-minute long "Star Wars" fan film "Retribution"
- Wrote, directed and acted in a short film called "Quarantine" July 2020
- Delivered a speech at the Jaguars' team wide march to protest racial inequality and social injustice

## REGULAR SEASON STATISTICS

YEAR	TEAM	GP/GS	REC	YDS	AVG.	LG	TD
2015	K.C.	16/5	17	199	11.7	44	1
2016	K.C.	16/11	44	530	12.0	39	0
2017	K.C.	5/5	11	175	15.9	35	0
2018	K.C.	16/13	32	334	10.4	27t	5
2019	JAX	16/14	47	775	16.5	70t	5
2020	JAX	9/2	26	319	12.3	51	1
NFL totals: 6 yrs.		78/50	177	2,332	13.2	70t	12

### Single Game Career Highs

#### Receptions:

7 (two times, last: 11/8/20 vs. HOU)

#### Receiving yards:

103 (10/27/19 vs. NYJ)

#### Longest reception:

70t (10/27/19 vs. NYJ)

#### Receiving touchdowns:

2 (two times, last: 12/15/19 at OAK)

## POSTSEASON STATISTICS

YEAR	TEAM	GP/GS	RECs	YDS	AVG.	LG	TD
2015	K.C.	2/0	6	42	7.0	16	1
2016	K.C.	1/1	2	19	9.5	12	0
2018	K.C.	2/1	0	0	-	-	0
NFL totals: 5 yrs.		5/2	8	61	12.2	16	1

## 2020 GAME-BY-GAME STATISTICS

DATE	OPP	REC	YDS	AVG.	LG	TD
09/13	vs. Indianapolis	1	6	6.0	6	0
09/20	at Tennessee	4	48	12.0	24	0
09/24	vs. Miami	3	34	11.3	18	0
10/04	at Cincinnati	3	44	14.7	33	0
10/11	at Houston	2	58	29.0	51	0
10/18	vs. Detroit	1	6	6.0	6	0
10/25	at L.A. Chargers	1	28	28.0	28	1
BYE WEEK						
11/08	vs. Houston	7	52	7.4	21	0
11/15	at Green Bay	4	43	10.8	18	0
11/22	vs. Pittsburgh					
11/29	vs. Cleveland					
12/06	at Minnesota					
12/13	vs. Tennessee					
12/20	at Baltimore					
12/27	vs. Chicago					
01/03	at Indianapolis					
2020 totals:		26	319	12.3	51	1



# LOGAN COOKE



**POSITION:** PUNTER  
**HT:** 6-5 | **WT:** 230 | **DOB:** 7-28-1995  
**COLLEGE:** MISSISSIPPI STATE  
**HOMETOWN:** DARBUN, MISSISSIPPI  
**ACQ:** SEVENTH ROUND (247TH) OF 2018 DRAFT  
**EXP:** 3RD YEAR



@LoganCooke2



@LoganCooke9

## TRANSACTIONS

Originally drafted by Jacksonville in the seventh round (147th overall) of the draft

## PRO (GAMES PLAYED/STARTED - 41)

• Third-year punter who has appeared in 41 games and posted a 42.8 career net punting average, the highest in franchise history, and a 45.8 gross punting average, the second-highest in franchise history

### 2020 (w/ JAX - 9)

- **9/13 vs. IND:** Punted three times for 136 yards (45.3 gross and net average), with one punt inside the 20
- **9/20 at TEN:** Punted twice for 80 yards with one punt inside the 20
- **9/24 vs. MIA:** Punted three times for 157 yards, including a season-long 63-yard punt
- **10/4 at CIN:** Punted twice for 88 yards (44.0 net and gross avg.)
- **10/11 at HOU:** Punted three times for 143 yards (44.7 net avg.) which were all downed inside the 20
- **10/18 vs. DET:** Punted twice for 76 yards (38.0 net and gross avg.)
- **10/25 at LAC:** Punted five times for 227 yards (44.0 net avg.), downing two inside the 20
- **11/8 vs. HOU:** Punted five times for 234 yards (46.8 net and gross avg.) and placed three punts inside the 20
- **11/15 at G.B.:** Punted six times for 275 yards (45.8 gross avg. and 41.3 net avg.) and placed four punts inside the 20

### 2019 (w/ JAX - 16)

Finished the season with career-highs in gross punting average (46.8) and net punting average (44.5) ... His 44.5 net punting average led all NFL punters (min. 10 punts) ... Completed two passes for 16 yards

- **11/17 at IND:** Punted six times for 280 yards (46.7 gross avg.) with three landing inside the 20
- **12/15 at OAK:** Punted five times for 248 yards (49.6 gross avg.), including two punts inside the 20 and a season-long punt of 66 yards
- **12/22 at ATL:** Punted five times for 254 yards (50.8 gross avg.), including one downed inside the 20 ... Completed one pass for 7 yards to S **Cody Davis** on a fake punt that resulted in a first down in the second quarter

### 2018 (w/ JAX - 16)

Downed 37 punts inside the 20, a franchise record and the third-most in the NFL ... Punted 86 times, placing 43.0 percent of his punts inside the 20, the highest mark by a rookie in franchise history

## COLLEGE (AT MISSISSIPPI STATE, 2014-17)

- Appeared in 45 career games serving as the primary punter his last three years and the primary kickoff specialist as a senior and freshman
- Averaged 41.7 yards per punt during his career, which ranked seventh in school history
- Thirty five of his 150 punts traveled more than 50 yards, and 60 were pinned inside the 20

## PERSONAL

- Son of Len and Tracey
- Married the former **Mary Menger Jones** in February 2020
- Attended Columbia (Miss.) Academy
- All-State punter tallied 24 punts for an average of 44.2 yards in his senior season, while also seeing action at WR and DB
- Avid hunter and fisherman, who also owns an outdoorsman company that specializes in turkey calls
- Involved with the Catch-A-Dream Foundation, which takes children with life-threatening illnesses on hunting and fishing adventures of a lifetime

## REGULAR SEASON STATISTICS

YEAR	TEAM	GP	PUNTS	YARDS	AVG.	TB	NET AVG.	IN 20	LG
2018	JAX	16	86	3,872	45.0	7	41.3	37	72
2019	JAX	16	75	3,507	46.8	2	44.5	25	66
2020	JAX	9	31	1,416	45.7	2	42.7	14	63
NFL totals: 3 yrs.		41	192	8,795	45.8	11	42.8	76	72

### Single Game Career Highs

#### Punts:

9 (two times, last: 12/30/18 at HOU)

#### Punting yards:

449 (12/30/18 at HOU)

#### Punting gross average:

59.0 (12/29/19 vs. IND)

#### Net punting average:

50.2 (12/16/18 at WAS)

#### Punts inside the 20:

4 (four times, last: 11/15/20 at G.B.)


**Additional Statistics:** Has completed 3 of 3 passes for 20 yards that all resulted in first downs

## 2020 GAME-BY-GAME STATISTICS

DATE	OPP	PUNTS	YARDS	GROSS AVG.	TB	NET AVG.	IN 20	LG
09/13	vs. Indianapolis	3	136	45.3	0	45.3	1	53
09/20	at Tennessee	2	80	40.0	0	40.0	1	45
09/24	vs. Miami	3	157	52.3	1	36.3	0	63
10/04	at Cincinnati	2	88	44.0	0	44.0	0	46
10/11	at Houston	3	143	47.7	0	44.7	3	52
10/18	vs. Detroit	2	76	38.0	0	38.0	0	47
11/01	at L.A. Chargers	5	227	45.4	0	44.0	2	58
BYE WEEK								
11/08	vs. Houston	5	234	46.8	0	46.8	3	56
11/15	at Green Bay	6	275	45.8	1	41.3	4	59
11/22	vs. Pittsburgh							
11/29	vs. Cleveland							
12/06	at Minnesota							
12/13	vs. Tennessee							
12/20	at Baltimore							
12/27	vs. Chicago							
01/03	at Indianapolis							
2020 totals:		31	1,416	45.7	2	42.7	14	72



55



# KAMALEI CORREA



**POSITION:** LINEBACKER  
**HT:** 6-3 | **WT:** 241 | **DOB:** 4-27-1994  
**COLLEGE:** BOISE STATE  
**HOMETOWN:** HONOLULU, HAWAII  
**ACQ:** TRADE (TENNESSEE) 2020  
**EXP:** 5TH YEAR



@kamalei\_correa

## OVERVIEW

Originally drafted by Baltimore in the second round (42nd overall) of the 2016 draft ... Traded to Tennessee in exchange for a 2019 sixth-round pick on 8/28/18 ... Traded to Jacksonville with Tennessee's 2021 seventh-round selection in exchange for a 2021 sixth-round pick on 10/14/20 ... Pronounced **KAH-muh-lay corr-AY-uh**

## PRO (GAMES PLAYED/STARTED - 61/17, 3/3)

Fifth-year linebacker who was traded to Jacksonville after playing in both Baltimore and Tennessee

### 2020 (w/ TEN - 3/0; w/ JAX - 4/4)

Saw action in the first three games of the season at linebacker and on special teams and tallied two tackles ... Traded to Jacksonville on Oct. 14

- **10/18 vs. DET:** Started at linebacker in his Jaguars debut and recorded one solo tackle and one pass defended
- **10/25 at LAC:** Started at linebacker and made two tackles
- **11/8 vs. HOU:** Started at linebacker and made one tackle
- **11/15 at G.B.:** Started at linebacker and recorded one tackle

### 2019 (w/ TEN - 16/5, 3/3)

Played in all 16 games with five starts at outside linebacker and posted career-high numbers with 33 tackles, including six tackles for loss and 5.0 sacks ... Added two passes defended and one fumble recovery ... Started all three postseason contests and recorded 13 tackles, including 2.0 sacks

### 2018 (w/ TEN - 13/4)

Appeared in 13 games with four starts at outside linebacker and collected 19 tackles, including 3.5 sacks and one forced fumble

### 2017 (w/ BAL - 16/3)

Saw action in all 16 games for the first time in his career and tallied eight tackles and one pass defended

### 2016 (w/ BAL - 9/1)

Appeared in nine games during his rookie season before being placed on injured reserve on Dec. 24

## COLLEGE (AT BOISE STATE, 2013-15)

- Played in 40 games, making 27 consecutive starts to finish his three-year career
- Started every game in his final two seasons before declaring for the NFL Draft after his junior campaign
- Named Defensive MVP of the 2015 Poinsettia Bowl after posting four tackles, 2.5 tackles for loss, 2.0 sacks and a forced fumble in his final collegiate performance

## PERSONAL

- Attended St. Louis School in Honolulu, where he was a three-year letter winner in football and lettered twice in basketball
- Played with Raiders QB **Marcus Mariota** for two seasons
- Earned academic recognition as a junior and senior after being twice named to the honor roll ... Also served on student council both years

## REGULAR SEASON STATISTICS

YEAR	TEAM	GP/GS	TKL	SOLO	ASST	SACKS	FF	FR	PD	TFL
2016	BAL	9/1	3	2	1	0.0	1	0	1	0
2017	BAL	16/3	8	6	2	0.0	0	0	1	1
2018	TEN	13/4	19	12	7	3.5	1	0	0	4
2019	TEN	16/5	33	23	10	5.0	0	1	2	6
2020	TEN	3/0	2	1	1	0.0	0	0	0	0
2020	JAX	4/4	5	3	2	0.0	0	0	1	0
NFL totals: 5 yrs.		61/17	70	47	23	8.5	2	1	5	11


## POSTSEASON STATISTICS

YEAR	TEAM	GP/GS	TKL	SOLO	ASST	SACKS	FF	FR	PD	TFL
2019	TEN	3/3	13	9	4	2.0	0	0	0	2
NFL totals: 5 yrs.		3/3	13	9	4	2.0	0	0	0	2

## 2020 GAME-BY-GAME STATISTICS

DATE	OPP	TKL	SOLO	ASST	SACKS	FF	FR	PD	TFL
W/ TEN									
09/14	at Denver	2	1	1	0.0	0	0	0	0
09/20	vs. Jacksonville	0	0	0	0.0	0	0	0	0
09/27	at Minnesota	0	0	0	0.0	0	0	0	0
BYE WEEK									
10/13	vs. Buffalo	Inactive							
W/ JAX									
10/18	vs. Detroit	1	1	0	0.0	0	0	1	0
10/25	at L.A. Chargers	2	1	1	0.0	0	0	0	0
BYE WEEK									
11/08	vs. Houston	1	0	1	0.0	0	0	0	0
11/15	at Green Bay	1	1	0	0.0	0	0	0	0
11/22	vs. Pittsburgh								
11/29	vs. Cleveland								
12/06	at Minnesota								
12/13	vs. Tennessee								
12/20	at Baltimore								
12/27	vs. Chicago								
01/03	at Indianapolis								
2020 JAX totals:		5	3	2	0.0	0	0	1	0

58



## DOUG COSTIN



**POSITION:** DEFENSIVE TACKLE  
**HT:** 6-2 | **WT:** 295 | **DOB:** 10-5-1997  
**COLLEGE:** MIAMI (OHIO)  
**HOMETOWN:** WEST CHESTER, PENNSYLVANIA  
**ACQ:** ROOKIE FREE AGENT 2020  
**EXP:** ROOKIE



@DougCostin\_



@dougcostin\_

## OVERVIEW

Originally signed as a rookie free agent on April 28, 2020

## PRO (GAMES PLAYED/STARTED - 5/2)

• Rookie defensive tackle made the initial 53-man roster after originally signing with the team as a rookie free agent

## 2020 (w/ JAX - 5/2)

- **9/13 vs. IND:** Inactive
- **9/20 at TEN:** Inactive
- **9/24 vs. MIA:** Inactive
- **10/4 at CIN:** Made his NFL debut at defensive tackle and recorded two tackles, including one tackle for loss
- **10/11 at HOU:** Saw action at defensive tackle and made one tackle
- **10/18 vs. DET:** Saw action at defensive tackle and made four tackles
- **10/25 at LAC:** Made his first career start at defensive tackle and tallied three tackles
- **11/8 vs. HOU:** Started at defensive tackle and made two tackles
- **11/15 at G.B.:** Inactive (concussion)

## COLLEGE (AT MIAMI OHIO, 2016-19)

- Played in 50 career games and posted 178 tackles, 32.5 tackles for loss, 16.5 sacks and 12 passes defended
- Named First-Team All-MAC and tallied 58 tackles, 12 tackles for loss and 4.0 sacks and received team's Defensive MVP award as a senior in 2019
- Played in and started all 12 games in 2018 and finished season with 52 tackles, 10.5 tackles for loss, 6.0 sacks and two forced fumbles
- Started all 12 games as a sophomore in 2017 and finished the year with 48 tackles, 5.0 sacks and six passes defended
- Recorded 19 tackles as a freshman in 2016

## PERSONAL

- Graduated from Bishop Shanahan (Downington, Pa.) High School and earned first-team all-state as a senior
- Son of Douglas, who played college football at West Virginia, and Tina Costin

## REGULAR SEASON STATISTICS

YEAR	TEAM	GP/GS	TKL	SOLO	ASST	SACKS	FF	FR	PD	TFL
2020	JAX	5/2	12	4	8	0.0	0	0	0	1
NFL totals: 1 yr.		5/2	12	4	8	0.0	0	0	0	1

## 2020 GAME-BY-GAME STATISTICS

DATE	OPP	TKL	SOLO	ASST	SACKS	FF	FR	PD	TFL
09/13	vs. Indianapolis				Inactive				
09/20	at Tennessee				Inactive				
09/24	vs. Miami				Inactive				
10/04	at Cincinnati	2	2	0	0.0	0	0	0	1
10/11	at Houston	1	0	1	0.0	0	0	0	0
10/18	vs. Detroit	4	2	2	0.0	0	0	0	0
10/25	at L.A. Chargers	3	0	3	0.0	0	0	0	0
	BYE WEEK								
11/08	vs. Houston	2	0	2	0.0	0	0	0	0
11/15	at Green Bay				Inactive				
11/22	vs. Pittsburgh								
11/29	vs. Cleveland								
12/06	at Minnesota								
12/13	vs. Tennessee								
12/20	at Baltimore								
12/27	vs. Chicago								
01/03	at Indianapolis								
2020 totals:		12	4	8	0.0	0	0	0	1

87



# TYLER DAVIS



**POSITION:** TIGHT END  
**HT:** 6-4 | **WT:** 252 | **DOB:** 4-2-1997  
**COLLEGE:** GEORGIA TECH  
**HOMETOWN:** NORTH BELLMORE, NEW YORK  
**ACQ:** SIXTH ROUND (206TH) OF 2020 NFL DRAFT  
**EXP:** ROOKIE



@Tyler\_Davis9

## OVERVIEW

Originally drafted by Jacksonville in the sixth round (206th overall) of the 2020 draft

## PRO (GAMES PLAYED/STARTED - 6/0)

### 2020 (w/ JAX - 6/0)

- **9/13 vs. IND:** Inactive
- **9/20 at TEN:** Inactive
- **9/24 vs. MIA:** Made his NFL debut at tight end and on special teams
- **10/4 at CIN:** Saw action at tight end and on special teams
- **10/11 at HOU:** Saw action at tight end and on special teams
- **10/18 vs. DET:** Saw action at tight end and on special teams
- **10/25 at LAC:** Inactive
- **11/8 vs. HOU:** Saw action on special teams
- **11/15 at G.B.:** Saw action on special teams

## COLLEGE (AT GEORGIA TECH, 2019; UCONN, 2016-18)

- Transferred as a graduate student from Connecticut to Georgia Tech and played for the Yellow Jackets in 2019
- Played in 12 games and made 11 starts at Georgia Tech, ranking third among all Yellow Jacket pass catchers with 17 receptions for 148 yards and one TD
- Played in 36 games with UConn and amassed 47 receptions for 500 yards and seven TDs
- Began his career as a quarterback prior to switching to tight end ... Utilized on trick plays and completed three passes for 58 yards

## PERSONAL

- Played quarterback at Mepham (Bellmore, N.Y.) High School and threw for 1,092 yards and 13 TDs as a senior, while rushing for 1,553 yards and 22 TDs
- Earned a bachelor's degree in financial management at Connecticut and aspires for a career on Wall Street after football
- Father, **Steve**, worked in the music industry with a record label and Tyler grew up playing the drums
- Models his game after Chiefs Pro Bowl TE **Travis Kelce**

## REGULAR SEASON RECEIVING STATISTICS

YEAR	TEAM	GP/GS	REC	YDS	AVG.	LG	TD
2020	JAX	6/0	0	0	-	-	0
NFL totals: 1 yr.		6/0	0	0	-	-	0

## 2020 GAME-BY-GAME STATISTICS

DATE	OPP	REC	YDS	AVG.	LG	TD
09/13	vs. Indianapolis			Inactive		
09/20	at Tennessee			Inactive		
09/24	vs. Miami	0	0	-	-	0
10/04	at Cincinnati	0	0	-	-	0
10/11	at Houston	0	0	-	-	0
10/18	vs. Detroit	0	0	-	-	0
10/25	at L.A. Chargers			Inactive		
BYE WEEK						
11/08	vs. Houston	0	0	-	-	0
11/15	at Green Bay	0	0	-	-	0
11/22	vs. Pittsburgh					
11/29	vs. Cleveland					
12/06	at Minnesota					
12/13	vs. Tennessee					
12/20	at Baltimore					
12/27	vs. Chicago					
01/03	at Indianapolis					
2020 totals:		0	0	-	-	0

## NOTE THE QUOTES: ON TE TYLER DAVIS

"Here's a guy that has a great skill set. He was a quarterback coming out of high school and was at Connecticut and transferred to Georgia Tech. And I've got a kid that I coached when I was at Georgia Tech, went back and he's a line coach there and loves him. A couple of other people: Corey Edsall, Randy Edsall's son, was at Connecticut when he was there; we texted, [and he] really loved the kid. So I'm excited. He has a great opportunity in front of him. He has the ability to do it, and we'll see if he's good enough."

- HC Doug Marrone

"The first thing [about Tyler] is toughness. There's also work ethic, intangibles, character, all of those things he has at a ridiculously high level. He has position flexibility. He can play an end of the line tight end, he can play H-back, fullback, slot receiver, and the other piece that is a huge priority is his ability to play special teams. He understands the importance of playing special teams at a very high level. I know Coach [Doug] Marrone, and I know he will love Tyler like we do."

"I've had a lot of great players go to the NFL. I was the defensive coordinator at Florida when we had a great run of draft picks and I think this was one of the ones where I shed a tear as well when Tyler got drafted because I know the level of investment and the level of care that Tyler puts into everything that he does."

- Georgia Tech HC Geoff Collins

"I've only played [tight end] for four years and playing quarterback my whole life definitely gave me a good foundation to build off of but just these past two seasons, especially looking back on my performance and grading myself pretty harshly, you could see the strides that I'm making every single year ... I'm just scratching the surface and I think that obviously being a tight end now and a quarterback in the past definitely helped me out. But now to be able to work with [Jacksonville Tight Ends Coach] Coach Middleton and to work in [Jacksonville Offensive Coordinator] Coach Gruden's offense, I feel like my development is only going to keep getting better."

- TE Tyler Davis





# TYLER EIFERT



**POSITION:** TIGHT END  
**HT:** 6-6 | **WT:** 255 | **DOB:** 9-8-1990  
**COLLEGE:** NOTRE DAME  
**HOMETOWN:** FORT WAYNE, INDIANA  
**ACQ:** UNRESTRICTED FREE AGENT (CIN) 2020  
**EXP:** 8TH YEAR



@TylerEifert



@TylerEifert

## TRANSACTIONS

Originally drafted by Cincinnati in the first round (21st overall) of the 2013 draft ... Signed by Jacksonville as an unrestricted free agent on 3/30/20

## PRO (GAMES PLAYED/STARTED - 67/39, 2/1)

- Eighth-year tight end who has appeared in 67 games with 39 starts in addition to two postseason contests
- Spent first eight years in Cincinnati before joining Jacksonville prior to the 2020 season
- Career totals include 202 receptions for 2,308 yards (11.4 avg.) and 25 TDs
- Posted career-high numbers in 2015 with 52 catches for 615 yards and 13 TDs en route to his first career Pro Bowl appearance

### 2020 (w/ JAX - 8/2)

- **9/13 vs. IND:** Posted one reception for 8 yards in Jaguars debut
- **9/20 at TEN:** Started at tight end and recorded three receptions for 36 yards, including a 19-yard TD reception, his first with the Jaguars
- **9/24 vs. MIA:** Caught two passes for 11 yards
- **10/4 at CIN:** Started at tight end and had two receptions for 22 yards
- **10/11 at HOU:** Saw action at tight end and posted three receptions for 16 yards
- **10/18 vs. DET:** Saw action at tight end before exiting the game with a neck injury
- **10/25 at LAC:** Inactive (neck)
- **11/8 vs. HOU:** Posted a season-high four receptions for 48 yards
- **11/15 at G.B.:** Gathered two receptions for 15 yards

### 2019 (w/ CIN - 16/4)

Played in all 16 games for the first time in his career ... Posted 43 receptions for 436 yards and three TDs

- **12/22 at MIA:** Caught a 2-point conversion to cut Miami's lead to 8 with 29 seconds remaining and then a 25-yard game-tying TD as time expired that sent the game to OT

### 2018 (w/ CIN - 4/2)

Appeared in the first four games of the season, recording 15 catches for 179 yards and one TD before suffering a season-ending ankle injury in Week 4

### 2017 (w/ CIN - 2/1)

Played in two games before being placed on injured reserve on Oct. 12 with a back injury

### 2016 (w/ CIN - 8/2)

Missed the preseason and first six games of the season to recover from a back injury incurred in the preceding year's Pro Bowl ... Played in Weeks 7-14 and logged 29 receptions for 394 yards and five TDs

- **10/30 vs. WAS:** Posted nine receptions for 102 yards and one TD and converted a pair of third downs
- **11/14 at NYG:** Led team with 96 receiving yards, and his three catches included a career-long 71-yard scamper to set up a first quarter TD

### 2015 (w/ CIN - 13/12, 1/1)

Played in 13 games with 12 starts and started in the team's AFC Wild Card game ... Had 52 receptions for 615 yards and 13 TDs, all career highs, en route to his first career Pro Bowl appearance ... His 13 TDs were the most ever by a Bengals tight end ... Recipient of the team's Ed Block Courage Award, which honors players who "demonstrate commitment to the values of sportsmanship and courage"

- **9/13 at OAK:** Led the team with nine catches for 104 yards and two TDs
- **10/11 vs. SEA:** Posted eight receptions for 90 yards and two TDs, including a diving, fingertip catch that set up the game-tying FG
- **11/5 vs. CLE:** Recorded three receiving TDs, tying a franchise record for TDs in a game by a tight end

### 2014 (w/ CIN - 1/1)

Started in the team's season opener before suffering an elbow injury and being placed on injured reserve

### 2013 (w/ CIN - 15/15, 1/0)

Finished rookie season with 39 catches for 445 yards and two TDs

- **10/20 at DET:** Scored his first NFL TD on a 32-yard reception

## COLLEGE (AT NOTRE DAME, 2009-12)

- Played four seasons with the Fighting Irish and started every game as a junior and senior
- His 140 catches were most in school history for a tight end ... Also tallied 1,840 career receiving yards with 11 TDs
- Winner of the 2012 John Mackey Award, given annually to the nation's top college tight end ... Was also voted First-Team All-American by Pro Football Weekly
- Served as a team captain in 2012

## PERSONAL

- Attended Bishop Dwenger (Ind.) High School, where he helped lead team to a 14-1 record as a senior, posting 41 catches for 682 yards and 10 TDs and added 97 tackles with four INTs
- Father (Greg) and brother (Grady) played basketball at Purdue
- Married to Rachael in 2020 offseason
- Has three dogs: Jameson, Tank and Arya
- Enjoys fishing, golfing and hunting
- Played the stadium course at TPC Sawgrass after signing his contract

## REGULAR SEASON RECEIVING STATISTICS

YEAR	TEAM	GP/GS	REC	YDS	AVG.	LG	TD
2013	CIN	15/15	39	445	11.4	61	2
2014	CIN	1/1	3	37	12.3	20	0
2015	CIN	13/12	52	615	11.8	31	13
2016	CIN	8/2	29	394	13.6	71	5
2017	CIN	2/1	4	46	11.5	22	0
2018	CIN	4/2	15	179	11.9	29	1
2019	CIN	16/4	43	436	10.1	27	3
2020	JAX	8/2	17	156	9.2	19	1
<b>NFL totals: 8 yrs.</b>		<b>67/39</b>	<b>202</b>	<b>2,308</b>	<b>11.4</b>	<b>71</b>	<b>25</b>

### Single Game Career Highs

**Receptions:**  
9 (two times; last: 10/30/16 vs. WAS)

**Receiving yards:**  
104 (9/13/15 at OAK)

**Longest reception:**  
71 (11/14/16 at NYG)

**Touchdowns:**  
3 (11/5/15 vs. CLE)


## POSTSEASON RECEIVING STATISTICS

YEAR	TEAM	GP/GS	REC	YDS	AVG.	LG	TD
2013	CIN	1/0	0	0	-	-	0
2014	CIN	0/0	0	0	Did not play	-	0
2015	CIN	1/1	5	58	11.6	18	0
<b>NFL totals: 7 yrs.</b>		<b>2/1</b>	<b>5</b>	<b>58</b>	<b>11.6</b>	<b>18</b>	<b>0</b>

## 2020 GAME-BY-GAME STATISTICS

DATE	OPP	REC	YDS	AVG.	LG	TD
09/13	vs. Indianapolis	1	8	8.0	8	0
09/20	at Tennessee	3	36	12.0	19	1
09/24	vs. Miami	2	11	5.5	6	0
10/04	at Cincinnati	2	22	11.0	13	0
10/11	at Houston	3	16	5.3	13	0
10/18	vs. Detroit	0	0	0.0	0	0
10/25	at L.A. Chargers	Inactive (neck)				
BYE WEEK						
11/08	vs. Houston	4	48	12.0	17	0
11/15	at Green Bay	2	15	7.5	8	0
11/22	vs. Pittsburgh					
11/29	vs. Cleveland					
12/06	at Minnesota					
12/13	vs. Tennessee					
12/20	at Baltimore					
12/27	vs. Chicago					
01/03	at Indianapolis					
2020 totals:		17	156	9.2	19	1

99



# DANIEL EKUALE



**POSITION:** DEFENSIVE TACKLE  
**HT:** 6-3 | **WT:** 276 | **DOB:** 1-3-1994  
**COLLEGE:** WASHINGTON STATE  
**HOMETOWN:** PAGO PAGO, AMERICAN SAMOA  
**ACQ:** PRACTICE SQUAD (JAX) 2020  
**EXP:** 2ND YEAR



@tanielu\_ekuale



@danielekuale96

## OVERVIEW

Originally signed Cleveland as a rookie free agent on 5/4/18 ... Waived on 9/1/18 ... Signed by Cleveland to the practice squad on 9/2/18 ... Waived on 12/6/18 ... Signed by Cleveland on 1/2/19 ... Waived by Cleveland on 9/5/20 ... Signed by Jacksonville to the practice squad on 9/8/20 ... Promoted to the 53-man roster on 9/28/20 ... *Pronounced Eee-qwall-lay*

## PRO (GAMES PLAYED/STARTED - 9/0)

• Second-year defensive tackle has spent time in Cleveland and on the practice squad in Jacksonville

### 2020 (w/ JAX - 2/0)

- **9/13 vs. IND:** Practice squad
- **9/20 at TEN:** Practice squad
- **9/24 vs. MIA:** Practice squad
- **10/4 at CIN:** Inactive (ankle)
- **10/11 at HOU:** Inactive (ankle)
- **10/18 vs. DET:** Inactive
- **10/25 at LAC:** Inactive
- **11/8 vs. HOU:** Saw action on defense and special teams
- **11/15 at G.B.:** Saw action on defense and special teams

### 2019 (w/ CLE - 7/0)

Played in seven games, tallying four tackles (three solo) before being placed on Reserve/Injured because of a calf injury

### 2018 (w/ CLE - 0/0)

Spent the majority of his rookie season on the practice squad in Cleveland

## COLLEGE (AT WASHINGTON STATE, 2013-17)

- Appeared in 51 games (22 starts), totaling 71 career tackles, 3.0 sacks and two forced fumbles
- Played in all 13 games with 12 starts as a senior, recording 17 tackles, 1.0 sack and a forced fumble
- Started in nine of 13 games as a junior in 2016, recording a career-high 23 tackles and a sack

## PERSONAL

- Given name is Tanielu Ekuale
- Attended Nu'uuli Technical High School

## REGULAR SEASON STATISTICS

YEAR	TEAM	GP/GS	TKL	SOLO	ASST	SACKS	FF	FR	PD	TFL
2019	CLE	7/0	4	3	1	0.0	0	0	0	0
2020	JAX	2/0	0	0	0	0.0	0	0	0	0
NFL totals:		9/0	4	3	1	0.0	0	0	0	0

## 2020 GAME-BY-GAME STATISTICS

DATE	OPP	TKL	SOLO	ASST	SACKS	FF	FR	PD	TFL
09/13	vs. Indianapolis								
09/20	at Tennessee								
09/24	vs. Miami								
10/04	at Cincinnati								
10/11	at Houston								
10/18	vs. Detroit								
10/25	at L.A. Chargers								
BYE WEEK									
11/08	vs. Houston	0	0	0	0.0	0	0	1	0
11/15	at Green Bay	0	0	0	0.0	0	0	0	0
11/22	vs. Pittsburgh								
11/29	vs. Cleveland								
12/06	at Minnesota								
12/13	vs. Tennessee								
12/20	at Baltimore								
12/27	vs. Chicago								
01/03	at Indianapolis								
2020 totals:		0	0	0	0.0	0	0	1	0





86



# BEN ELLEFSON



**POSITION:** TIGHT END  
**HT:** 6-3 | **WT:** 250 | **DOB:** 9-1-1996  
**COLLEGE:** NORTH DAKOTA STATE  
**HOMETOWN:** HAWLEY, MINNESOTA  
**ACQ:** ROOKIE FREE AGENT 2020  
**EXP:** ROOKIE



@ben.ellefson

## TRANSACTIONS

Originally signed as a rookie free agent on 4/28/20 ... Waived on 9/5/20 ... Signed by Jacksonville to the practice squad on 9/6/20 ... Promoted to the 53-man active roster on 10/22/20

## PRO (GAMES PLAYED/STARTED - 5/2)

### 2020 (w/ JAX - 5/2)

Rookie free agent who spent training camp with the Jaguars before joining the team's practice squad ... Promoted to the 53-man active roster on Oct. 22

- **9/13 vs. IND:** Designated as a protected practice squad player and was elevated to the active/inactive list on 9/12 ... Saw action at tight end and on special teams
- **9/20 at TEN:** Designated as a protected practice squad player and was elevated to the active/inactive list on 9/19 ... Started at tight end and saw action on special teams
- **10/25 at LAC:** Saw action at tight end, converting a 2-point conversation attempt on a pass from QB **Gardner Minshew II**
- **11/8 vs. HOU:** Started at tight end and saw action on special teams
- **11/15 at G.B.:** Saw action at tight end and on special teams

## COLLEGE (AT NORTH DAKOTA STATE, 2016-19)

- Posted 35 catches for 463 yards over 59 career games, including 30 starts at tight end
- Including his redshirt year, part of five conference championship teams, four FCS national championships and went 70-5 throughout his career
- Named Second Team All-American by the AFCA and Fourth Team All-American by Phil Steele after catching 15 passes for 199 yards and five TDs as a senior in 2019

## PERSONAL

- Attended Hawley (Minnesota) High School and led the team to a 41-6 record and three state tournaments in four seasons
- Son of Randy and Kara Ellefson

## REGULAR SEASON RECEIVING STATISTICS

YEAR	TEAM	GP/GS	REC	YDS	AVG.	LG	TD
2020	JAX	5/2	0	0	0.0	0	0
NFL totals: 1 yr.		5/2	0	0	0.0	0	0

## 2020 GAME-BY-GAME STATISTICS

DATE	OPP	REC	YDS	AVG.	LG	TD
09/13	vs. Indianapolis	0	0	0.0	0	0
09/20	at Tennessee	0	0	0.0	0	0
09/24	vs. Miami			Practice squad		
10/04	at Cincinnati			Practice squad		
10/11	at Houston			Practice squad		
10/18	vs. Detroit			Practice squad		
10/25	at L.A. Chargers	0	0	0.0	0	0
	BYE WEEK					
11/08	vs. Houston	0	0	0.0	0	0
11/15	at Green Bay	0	0	0.0	0	0
11/22	vs. Pittsburgh					
11/29	vs. Cleveland					
12/06	at Minnesota					
12/13	vs. Tennessee					
12/20	at Baltimore					
12/27	vs. Chicago					
01/03	at Indianapolis					
2020 totals:		0	0	0.0	0	0



# MIKE GLENNON



**POSITION:** QUARTERBACK  
**HT:** 6-7 | **WT:** 225 | **DOB:** 12-12-1989  
**COLLEGE:** NORTH CAROLINA STATE  
**HOMETOWN:** FAIRFAX COUNTY, VIRGINIA  
**ACQ:** FREE AGENT 2020  
**EXP:** 8TH YEAR



@Mike\_Glennon



@MikeGlennon8

## TRANSACTIONS

Originally drafted by Tampa Bay in the third round (73rd overall) of the 2013 Draft ... Signed by Chicago as an unrestricted free agent on 3/16/18 ... Waived on 3/14/18 ... Signed by Arizona as a free agent on 3/16/18 ... Signed by Oakland as an unrestricted free agent on 3/22/19 ... Signed by Jacksonville as a free agent on 5/12/20

## PRO (GAMES PLAYED/STARTED - 29/22)

- Veteran quarterback, who has played in Tampa Bay, Chicago, Arizona and Oakland enters his eighth NFL season and his first in Jacksonville
- Career totals include 5,163 yards and 36 TDs on 488 of 801 passing

### 2020 (w/ JAX - 0/0)

- **9/13 vs. IND:** Active but did not play
- **9/20 at TEN:** Active but did not play
- **9/24 vs. MIA:** Active but did not play
- **10/4 at CIN:** Active but did not play
- **10/11 at HOU:** Active but did not play
- **10/18 vs. DET:** Active but did not play
- **10/25 at LAC:** Active but did not play
- **11/8 vs. HOU:** Active but did not play
- **11/15 at G.B.:** Active but did not play

### 2019 (w/ OAK - 2/0)

Served as the Raiders' back-up quarterback in two games (**10/20 at G.B.** and **11/24 at NYJ**) and was 6 of 10 for 56 yards and one TD

### 2018 (w/ ARI - 2/0)

Appeared in two games (**12/16 at ATL** and **12/23 vs. LAR**) as the Cardinals' back-up quarterback and threw for 174 passing yards and one TD for a passer rating of 112.0

### 2017 (w/ CHI - 4/4)

Started in all four games in which he appeared and finished with 833 passing yards on 93 of 140 attempts with four TDs ... Threw a TD pass in all four starts and completed more than 66 percent of his pass attempts

### 2016 (w/ T.B. - 2/0)

Appeared in two games serving as the team's back-up quarterback and totaled 75 yards on 10 of 11 passing and one TD

### 2015 (w/ T.B. - 0/0)

Was active for all 16 games but did not play

### 2014 (w/ T.B. - 6/5)

Played in six games with five starts and registered 1,417 passing yards on 117 of 203 attempts with 10 TDs, earning an 83.3 passer rating

- **10/12 vs. BAL:** Threw for a career-high 314 yards on 24 of 44 passing with two TDs

### 2013 (w/ T.B. - 13/13)

Started all 13 games in which he appeared and completed 247 of 416 attempts for 2,608 yards with 19 TDs for a 83.9 passer rating ... Named to PFWA's, ProFootballFocus.com's and ESPN's all-rookie teams ... Became the first rookie in NFL history to throw for at least one TD in each of his first eight career starts and just the fourth rookie in NFL history to post two games with a passer rating of 137.0 or higher

- **11/17 vs. ATL:** Threw for 231 yards on 20 of 23 attempts (87 percent) for two TDs, earning a 137.5 passer rating ... His 87.0 completion percentage ranked as the second-best single-game mark in the NFL that season and the second-highest in club history

## COLLEGE (AT NORTH CAROLINA STATE, 2009-12)

- Played in 36 games with 26 starts in four seasons in Raleigh, N.C.
- Career totals included 7,411 passing yards on 646 of 1,069 attempts and 63 TDs
- Joined **Phillip Rivers** as the only players in school history to throw for 4,000-plus yards in a single season in 2012

## PERSONAL


- Attended Westfield High School in Fairfax County, Va.
- Rated the No. 3 quarterback in the nation by Rivals.com and ESPN.com
- Named 2007 Gatorade Player of the Year in Virginia
- Brother, Sean, played quarterback at Virginia Tech from 2004-08
- He and his wife, Jessica, have two sons: Brady and Austin

## REGULAR SEASON PASSING STATISTICS

YEAR	TEAM	P/S	COMP	ATT	PCT	YDS	AVG	TD	INT	SK	RTG
2013	T.B.	13/13	247	416	59.4	2,608	6.3	19	9	40	83.9
2014	T.B.	6/5	117	203	57.6	1,417	7.0	10	6	16	83.3
2015	T.B.										
2016	T.B.	2/0	10	11	90.9	75	6.8	1	0	0	125.4
2017	CHI	4/4	93	140	66.4	833	6.0	4	5	8	76.9
2018	ARI	2/0	15	21	71.4	174	8.3	1	0	1	112.0
2019	OAK	2/0	6	10	60.0	56	5.6	1	0	0	108.7
2020	JAX	0/0	0	0	-	0	-	0	0	0	0.0
NFL totals: 8 yrs.		29/22	488	801	60.9	5,163	6.4	36	20	65	84.3

## 2020 GAME-BY-GAME PASSING STATISTICS

DATE	OPP	P/S	COMP	ATT	PCT	YDS	AVG	TD	INT	SK	RTG
09/13	vs. IND										
09/20	at TEN										
09/24	vs. MIA										
10/04	at CIN										
10/11	at HOU										
10/18	vs. DET										
10/25	at LAC										
	BYE WEEK										
11/08	vs. HOU										
11/15	at G.B.										
11/22	vs. PIT										
11/29	vs. CLE										
12/06	at MIN										
12/13	vs. TEN										
12/20	at BAL										
12/27	vs. CHI										
01/03	at IND										
2020 totals:		0/0	0	0	-	0	-	0	0	0	0.0



# ADAM GOTSIS



**POSITION:** DEFENSIVE END  
**HT:** 6-4 | **WT:** 287 | **DOB:** 9-23-1992  
**COLLEGE:** GEORGIA TECH  
**HOMETOWN:** MELBOURNE, AUSTRALIA  
**ACQ:** FREE AGENT 2020  
**EXP:** 5TH YEAR



@gotsis96



@AdamGotsis

## OVERVIEW

Originally drafted by Denver in the second round (63rd overall) of the 2016 NFL Draft ... Signed by Jacksonville on 8/2/20 ... Pronounced *GOT-sis*

## PRO (GAMES PLAYED/STARTED - 66/36)

- Fifth-year defensive end spent the first four seasons of his career in Denver before signing with Jacksonville in August
- Career totals include 129 tackles (80 solo), 14 passes defended, 13 tackles for loss, 5.0 sacks, three fumble recoveries and two forced fumbles
- Became the highest-drafted Australian-born player in NFL history
- Competed in Australian Rules Football for eight years before playing American Rules Football for the Monash Warriors in Melbourne, Victoria, Australia.

### 2020 (w/ JAX - 9/8)

- **9/13 vs. IND:** Started at defensive end and tallied three tackles in his Jaguars debut
- **9/20 at TEN:** Started at defensive end and recorded four tackles (three solo), including one tackle for loss
- **9/24 vs. MIA:** Started at defensive end and made two tackles, including one tackle for loss
- **10/4 at CIN:** Started at defensive end and saw action on special teams
- **10/11 at HOU:** Saw action at defensive end and collected two tackles
- **10/18 vs. DET:** Started at defensive end and posted two tackles, including one tackle for loss, and one pass defended
- **10/25 at LAC:** Started at defensive end and tallied one tackle for loss
- **11/15 at G.B.:** Started at defensive end and posted a season-high five tackles

### 2019 (w/ DEN - 9/3)

Appeared in nine games with three starts before missing the last three contests due to a knee injury

### 2018 (w/ DEN - 16/12)

Played in all 16 games and registered 38 tackles (25 solo), six passes defended and 3.0 sacks

- **12/15 vs. CLE:** Tied a career high with six tackles, including a strip sack and a fourth-down tackle for loss in the fourth quarter

### 2017 (w/ DEN - 16/13)

Totaled 41 tackles (28 solo), four passes defended and 2.0 sacks

- **9/17:** Earned his first NFL start and made four tackles

### 2016 (w/ DEN - 16/0)

Tallied 14 tackles (five solo), one pass defended and one fumble recovery in his rookie season

## COLLEGE (AT GEORGIA TECH, 2012-15)

- Appeared in 48 games (37 starts), totaling 110 tackles (69 solo), 12.5 sacks, two INTs, two fumble recoveries and four blocked kicks
- Named to the All-ACC Second Team by both the media and coaches as a junior

## PERSONAL

- Attended Kew High School in Abbotsford, Victoria, Australia
- Competed in Australian Rules Football for eight years before playing American Rules Football in the Gridiron Victoria (club league with 13 teams across the state of Victoria) for the Monash Warriors in Melbourne

## REGULAR SEASON STATISTICS

YEAR	TEAM	GP/GS	TKL	SOLO	ASST	SACKS	FF	FR	PD	TFL
2016	DEN	16/0	14	5	9	0.0	0	1	1	0
2017	DEN	16/13	41	28	13	2.0	0	1	4	4
2018	DEN	16/12	38	25	13	3.0	2	1	6	4
2019	DEN	9/3	16	11	5	0.0	0	0	2	1
2020	JAX	9/8	20	11	9	0.0	0	0	1	4
<b>NFL totals: 5 yrs.</b>		<b>66/36</b>	<b>129</b>	<b>80</b>	<b>49</b>	<b>5.0</b>	<b>2</b>	<b>3</b>	<b>14</b>	<b>13</b>

### Single Game Career Highs

#### Tackles:

6 (two times, last: 12/15/18 vs. CLE)

#### Sacks:

1.0 (five times, last: 12/24/18 at OAK)

#### Forced fumbles:

1 (two times, last: 12/15/18 vs. CLE)

#### Fumble recoveries:

1 (three times, last: 10/7/18 at NYJ)

#### Passes defended:

2 (9/9/18 vs. SEA)

## 2020 GAME-BY-GAME STATISTICS

DATE	OPP	TKL	SOLO	ASST	SACKS	FF	FR	PD	TFL
09/13	vs. Indianapolis	3	1	2	0.0	0	0	0	0
09/20	at Tennessee	4	3	1	0.0	0	0	0	1
09/24	vs. Miami	2	1	1	0.0	0	0	0	1
10/04	at Cincinnati	0	0	0	0.0	0	0	0	0
10/11	at Houston	2	1	1	0.0	0	0	0	0
10/18	vs. Detroit	2	2	0	0.0	0	0	1	1
10/25	at L.A. Chargers	1	0	1	0.0	0	0	0	0
BYE WEEK									
11/08	vs. Houston	1	1	0	0.0	0	0	0	1
11/15	at Green Bay	5	2	3	0.0	0	0	0	0
11/22	vs. Pittsburgh								
11/29	vs. Cleveland								
12/06	at Minnesota								
12/13	vs. Tennessee								
12/20	at Baltimore								
12/27	vs. Chicago								
01/03	at Indianapolis								
<b>2020 totals:</b>		<b>20</b>	<b>11</b>	<b>9</b>	<b>0.0</b>	<b>0</b>	<b>0</b>	<b>1</b>	<b>4</b>



# DaVON HAMILTON



**POSITION:** DEFENSIVE TACKLE  
**HT:** 6-4 | **WT:** 320 | **DOB:** 2-1-1997  
**COLLEGE:** OHIO STATE  
**HOMETOWN:** PICKERINGTON, OHIO  
**ACQ:** THIRD ROUND (73RD) IN 2020 DRAFT  
**EXP:** ROOKIE



@DmHamilton53



@DavonHamilton53

## OVERVIEW

Originally drafted by Jacksonville in the third round (73rd overall) in the 2020 draft

## PRO (GAMES PLAYED/STARTED - 9/4)

### 2020 (w/ JAX - 9/4)

- **9/13 vs. IND:** Saw action at defensive tackle and made two solo tackles in his Jaguars debut
- **9/20 at TEN:** Saw action at defensive tackle and made three tackles
- **9/24 vs. MIA:** Saw action at defensive tackle and made two tackles
- **10/4 at CIN:** Saw action at defensive tackle and collected a career-high five tackles
- **10/11 at HOU:** Saw action at defensive tackle and made one tackle
- **10/18 vs. DET:** Earned his first career start at defensive tackle and made two tackles
- **10/25 at LAC:** Started at defensive end and posted a career-high eight tackles, including one tackle for loss, and two quarterback hits
- **11/8 vs. HOU:** Started at nose tackle and made one tackle in addition to his first career fumble recovery
- **11/15 at G.B.:** Started at nose tackle and made four tackles, including his first career sack, and his first career pass defended

## COLLEGE (AT OHIO STATE, 2016-19)

- Played in 54 games with 17 starts during four seasons in Columbus, accumulating 21 tackles for loss and 7.0 sacks
- Competed at the 2020 Senior Bowl
- Posted 33 reps on the bench press at the 2020 Combine, the most of any defensive lineman

### 2019 (graduate senior at Ohio State)

- Started all 14 games to help the Buckeyes secure their third consecutive outright Big Ten title
- Posted career highs with 28 total tackles, including 10.5 tackles for loss and 6.0 sacks, and one forced fumble
- Earned Third-Team All-Big Ten Conference accolades by both the coaches and media
- Recorded three multi-tackle for loss games: **9/21 vs. Miami (Ohio)**, **11/9 vs. Maryland** and **11/30 at Michigan**

## HIGH SCHOOL (AT PICKERINGTON H.S., 2012-15)

- Named First-Team Associated Press All-State in 2014 after a 67-tackle, 13-tackle-for-loss season while helping Pickerington to an 11-1 record and into the second round of the state playoffs
- Named the Ohio Capital Conference's Ohio Division Player of the Year and Division I Central District Player of the Year as a senior

## PERSONAL

- Son of **Sabrina** and **Damian Hamilton**
- Younger brother, **Ty**, will be a true freshman at Ohio State this year

## REGULAR SEASON STATISTICS

YEAR	TEAM	GP/GS	TKL	SOLO	ASST	SACKS	FF	FR	PD	TFL
2020	JAX	9/4	28	13	15	0.0	0	1	1	1
NFL totals: 1 yr.		9/4	28	13	15	0.0	0	1	1	1

## 2020 GAME-BY-GAME STATISTICS

DATE	OPP	TKL	SOLO	ASST	SACKS	FF	FR	PD	TFL
09/13	vs. Indianapolis	2	2	0	0.0	0	0	0	0
09/20	at Tennessee	3	0	3	0.0	0	0	0	0
09/24	vs. Miami	2	1	1	0.0	0	0	0	0
10/04	at Cincinnati	5	1	4	0.0	0	0	0	0
10/11	at Houston	1	0	1	0.0	0	0	0	0
10/18	vs. Detroit	2	2	0	0.0	0	0	0	0
10/25	at L.A. Chargers	8	4	4	0.0	0	0	0	1
BYE WEEK									
11/08	vs. Houston	1	0	1	0.0	0	1	0	0
11/15	at Green Bay	4	4	0	1.0	0	0	1	0
11/22	vs. Pittsburgh								
11/29	vs. Cleveland								
12/06	at Minnesota								
12/13	vs. Tennessee								
12/20	at Baltimore								
12/27	vs. Chicago								
01/03	at Indianapolis								
2020 totals:		28	13	15	1.0	0	1	1	1

## NOTE THE QUOTES: ON DT DAVON HAMILTON

"You saw him at the Senior Bowl - what he was doing to some people ... He's just a ferocious competitor and he's a great guy and he'll be a great fit for whatever team picks him up."

- Former Ohio State teammate **Jonah Jackson**

"All I can say is that I'm excited for it, to be able to learn and be able to play in the NFL and just be able to contribute to my team ... I'm doing whatever it takes and whatever the team needs me to do."

- DT **DaVon Hamilton**



Hamilton signed his rookie contract on June 26.



23



# CJ HENDERSON

**POSITION:** CORNERBACK  
**HT:** 6-1 | **WT:** 204 | **DOB:** 9-30-1998  
**COLLEGE:** FLORIDA  
**HOMETOWN:** MIAMI, FLA.  
**ACQ:** FIRST ROUND (9TH) OF 2020 NFL DRAFT  
**EXP:** ROOKIE



@HendersonChris\_



@C.Henj

## OVERVIEW

Originally drafted by Jacksonville in the first round (ninth overall) of the 2020 draft

## PRO (GAMES PLAYED/STARTED - 8/8)

### 2020 (w/ JAX - 8/8)

Fourth player in Jaguars history since 2000 with at least one forced fumble and one INT in his first eight career games, joining S **Reggie Nelson** (2007), LB **Telvin Smith Sr.** (2014) and **Yannick Ngakoue** (2016)

- **9/13 vs. IND:** Started at cornerback in NFL debut and recorded five solo tackles, three passes defended and one INT ... Became the third player in NFL history to post at least five tackles, three passes defended and one INT in their NFL debut, joining CBs **Marcus Peters** and **Denzel Ward** ... Became the fifth Jaguars rookie in franchise history to register an INT on Kickoff Weekend and the first to do so since **Derek Cox** in 2009
- **9/20 at TEN:** Started at cornerback and made six tackles (four solo) and recorded one pass defended
- **9/24 vs. MIA:** Started at cornerback and made two tackles
- **10/4 at CIN:** Started at cornerback and made two tackles before exiting the game with a shoulder injury
- **10/11 at HOU:** Inactive (shoulder)
- **10/18 vs. DET:** Started at cornerback and made six tackles
- **10/25 at LAC:** Started at cornerback and posted eight tackles
- **11/8 vs. HOU:** Started at cornerback and tallied four tackles and one pass defended
- **11/15 at G.B.:** Started at cornerback and made three tackles, one pass defended and his first career forced fumble

## COLLEGE (AT FLORIDA, 2017-19)

Appeared in 30 games in three seasons with the Gators and posted 92 tackles, 20 passes defended, six INTs and 4.0 sacks

### 2019 (junior at Florida - 9)

Earned First-Team All-SEC honors in 2019 after playing nine games and making 32 tackles and 11 passes defended

- **10/12 at LSU:** Recorded three passes defended and helped hold 2020 No. 1 pick QB **Joe Burrow** to his second-lowest total of the year (293 passing yards)

### 2018 (sophomore at Florida - 13)

Started all 13 games and was named Second-Team All-SEC as a sophomore after posting 38 tackles, seven passes defended, five tackles for loss, 3.0 sacks, two INTs and two forced fumbles

- **9/8 vs. Kentucky:** Registered four tackles and one INT
- **11/10 vs. South Carolina:** Posted five tackles and intercepted a pass on South Carolina's final drive to clinch the 35-31 victory
- **12/29 vs. Michigan:** Totaled a season-high eight tackles, including 1.0 sack in the Gators' Peach Bowl victory

### 2017 (freshman at Florida - 11)

Appeared in all 11 games, making five starts, and totaled 22 tackles and a team-high four INTs (two returned for TDs) ... Earned Second-Team All-SEC honors by the Associated Press and was named to the Freshman All-SEC Team by the league's coaches

- **9/2 vs. Michigan:** Registered two tackles and returned an INT 41 yards for a TD in his first collegiate game
- **9/16 vs. Tennessee:** Recorded a season-high five tackles and returned an INT 16 yards for a TD ... Became the first true freshman since 1996 to return an INT for a TD in back-to-back games and the only player in school history to accomplish the feat dating back to records from 1965

## PERSONAL

- Played running back and cornerback at Christopher Columbus (Miami, Fla.) High School
- Moved from running back to cornerback full-time as a senior in high school because he thought it would be more promising for the future
- Played collegiately with Jaguars OL **Jawaan Taylor** and DL **Taven Bryan**
- Signed with Roc Nation Sports
- Younger brother, **Xzavier Henderson**, will be a freshman WR at Florida in 2020
- Emulates Cardinals CB **Patrick Peterson**
- Worked out with retired Pro Bowl WR **Chad Johnson** over the offseason

## REGULAR SEASON STATISTICS

YEAR	TEAM	GP/GS	TKL	SOLO	ASST	SACKS	FF	FR	PD	INT
2020	JAX	8/8	36	27	9	0.0	1	0	6	1
NFL totals: 1 yr.		8/8	36	27	9	0.0	1	0	6	1

## 2020 GAME-BY-GAME STATISTICS

DATE	OPP	TKL	SOLO	ASST	SACKS	FF	FR	PD	INT
09/13	vs. Indianapolis	5	5	0	0.0	0	0	3	1
09/20	at Tennessee	6	4	2	0.0	0	0	1	0
09/24	vs. Miami	2	2	0	0.0	0	0	0	0
10/04	at Cincinnati	2	1	1	0.0	0	0	0	0
10/11	at Houston	Inactive							
10/18	vs. Detroit	6	4	2	0.0	0	0	0	0
11/01	at L.A. Chargers	8	5	3	0.0	0	0	0	0
BYE WEEK									
11/08	vs. Houston	4	3	1	0.0	0	0	1	0
11/15	at Green Bay	3	3	0	0.0	1	0	1	0
11/22	vs. Pittsburgh								
11/29	vs. Cleveland								
12/06	at Minnesota								
12/13	vs. Tennessee								
12/20	at Baltimore								
12/27	vs. Chicago								
01/03	at Indianapolis								
2020 totals:		36	27	9	0.0	1	0	6	1



## NOTE THE QUOTES: ON CB CJ HENDERSON

"We feel he is a No. 1 type corner. He is a big guy. He can play against guys that have speed, he can play against guys that are big and try to outmuscle them. [Him and **K'Lavon Chaisson**] are all about football. They're all about team, and we look forward to having both of those guys."

- GM **Dave Caldwell**

"He's the best corner I've ever coached. He's competitive. He plays hard, and he does his job."

- Florida Defensive Coordinator **Todd Grantham**

"I saw a very competitive young man who played hard and wanted to do whatever it took to win. He wasn't someone who complained at all. That attitude and work ethic has helped him get to this point."

- Former Florida DC **Randy Shannon**

"I know the Jaguars are going to be thrilled, and I know everybody in Florida is going to be thrilled. He's just a perfectionist. One thing you'll see is he's one of the first ones in and definitely one of the last to leave — working on his skill, working on his technique and working on ways to improve. He's a guy who has a competitive nature and wants to be the absolute best of the best. He's going to constantly work on every bit of that technique."

- Florida HC **Dan Mullen**

"I'm excited as ever and ready to get to work. People get a misconception that I'm quiet. But I work hard to earn your respect ... I feel like I can work on every aspect of my game. I feel like I'm nowhere near my potential. I haven't reached that. I'm ready for it. I'm very smart and very athletic. I plan to use that. I work very hard on the field and in the film room as well. I plan to use both of those added on to my athleticism. I plan to dominate."

- CB **CJ Henderson**





37



# TRE HERNDON



**POSITION:** CORNERBACK  
**HT:** 5-11 | **WT:** 185 | **DOB:** 3-5-1996  
**COLLEGE:** VANDERBILT  
**HOMETOWN:** CHATTANOOGA, TENNESSEE  
**ACQ:** ROOKIE FREE AGENT 2018  
**EXP:** 3RD YEAR



@\_423hern



@423hern\_

## TRANSACTIONS

Originally signed by Jacksonville as an undrafted rookie on 4/30/18

## PRO (GAMES PLAYED/STARTED - 36/19)

• Third-year cornerback who has totaled 95 career tackles (77 solo), 15 passes defended and three INTs

### 2020 (w/ JAX - 9/5)

- **9/13 vs. IND:** Started at cornerback and made four tackles and one pass defended
- **9/20 at TEN:** Started at cornerback and registered two tackles
- **9/24 vs. MIA:** Started at cornerback and made five tackles
- **10/4 at CIN:** Started at cornerback and made two tackles
- **10/11 at HOU:** Started at nickel cornerback and made six tackles
- **10/18 vs. DET:** Saw action at nickel cornerback and recorded one pass defended
- **10/25 at LAC:** Saw action at nickel cornerback and posted five tackles
- **11/8 vs. HOU:** Saw action at nickel cornerback and made four tackles, including his first career sack
- **11/15 at G.B.:** Saw action at nickel corner and collected six tackles, including one tackle for loss

### 2019 (w/ JAX - 16/14)

- Appeared in all 16 games, making 14 starts and led the team in both passes defended (13) and INTs (three) ... Also amassed 54 tackles (41 solo)
- **9/15 at HOU:** Recorded his first career start at cornerback, registering four tackles (three solo) and one pass defended
  - **10/13 vs. N.O.:** Started at left cornerback and posted a game-high and career-high nine tackles (six solo), including one tackle for loss
  - **10/27 vs. NYJ:** Started and posted two tackles and the first two INTs of his career ... Became the first Jaguars player since CB **Jalen Ramsey** (11/18/18 vs. PIT) to post multiple INTs in a single game
  - **12/22 at ATL:** Started and posted three solo tackles, two passes defended and one INT

### 2018 (w/ JAX - 11/0)

- Tallied seven tackles (six solo) in 11 appearances
- **9/9 at NYG:** Saw action on special teams and recorded one special teams tackle in his NFL debut

## COLLEGE (AT VANDERBILT, 2015-17)

- Played both outside cornerback and nickel back for the Commodores
- Appeared in 48 career games with 36 starts and totaled 126 tackles (93 solo), 25 passes defended, 2.5 tackles for a loss, 2.0 sacks and two INTs
- Started 29 consecutive games over his sophomore to senior season

## PERSONAL

- Three-year starter at East Hamilton (Chattanooga, Tenn.) High School where he helped the Hurricanes to 10-3 record and 5A state playoffs in his senior year
- Named to Chattanooga Times-Free Press' "Best of Preps Team" and sportswriters' First-Team All-State squad
- First football player from East Hamilton High School to sign a SEC scholarship
- Son of Sabrina and **Willie Herndon Jr.**
- Has two dogs, a hound mix named Rambo and an American bull dog named Ali
- Herndon, along with his girlfriend, Teryleanna, donated 10,000 meals to Feeding Northeast Florida to those in need during COVID-19.
- "Really the thought of it all got started going back to my days at Vanderbilt, Herndon said. "I studied sociology and just ever since then, I have grown a passion for [helping out] areas with poverty, people with poverty and low-income areas. Last year, I did an event in my hometown, Chattanooga, Tennessee where I fed a couple hundred people at a soup kitchen. Since then, I have made it a point to try to do something like that every year where I can help out a community that is going through those kind of things. With this virus going on right now and knowing that I am a part of another community, I felt that helping Northeast Florida in any kind of way ... Those who may not be as fortunate to have money for meals and have to use their money for hand sanitizer and other supplies to protect themselves. I felt it was a great opportunity to help out another community that I'm a part of."

## REGULAR SEASON STATISTICS

YEAR	TEAM	GP/GS	TKL	SOLO	ASST	SACKS	FF	FR	PD	INT
2018	JAX	11/0	7	6	1	0.0	0	0	0	0
2019	JAX	16/14	54	41	13	0.0	0	0	13	3
2020	JAX	9/5	34	30	4	1.0	0	0	2	0
NFL totals: 3 yrs.		36/19	95	77	18	1.0	0	0	15	3

**Additional statistics:** Seven special teams tackles: six in 2018, one in 2019

### Single Game Career Highs

#### Tackles:

9 (10/13/19 vs. N.O.)

#### Passes Defended:

2 (four times; last: 12/22/19 at ATL)

#### Interceptions:

2 (10/27/19 vs. NYJ)

## 2020 GAME-BY-GAME STATISTICS

DATE	OPP	TKL	SOLO	ASST	SACKS	FF	FR	PD	INT
09/13	vs. Indianapolis	4	4	0	0.0	0	0	1	0
09/20	at Tennessee	2	2	0	0.0	0	0	0	0
09/24	vs. Miami	5	5	0	0.0	0	0	0	0
10/04	at Cincinnati	2	2	0	0.0	0	0	0	0
10/11	at Houston	6	6	0	0.0	0	0	0	0
10/18	vs. Detroit	0	0	0	0.0	0	0	1	0
10/25	at L.A. Chargers	5	3	2	0.0	0	0	0	0
BYE WEEK									
11/08	vs. Houston	4	4	0	1.0	0	0	0	0
11/15	at Green Bay	6	4	2	0.0	0	0	0	0
11/22	vs. Pittsburgh								
11/29	vs. Cleveland								
12/06	at Minnesota								
12/13	vs. Tennessee								
12/20	at Baltimore								
12/27	vs. Chicago								
01/03	at Indianapolis								
2020 totals:		34	30	4	1.0	0	0	2	0





# MYLES JACK



**POSITION:** LINEBACKER

**HT:** 6-1 | **WT:** 244 | **DOB:** 9-3-1995

**COLLEGE:** UCLA

**HOMETOWN:** SCOTTSDALE, ARIZONA

**ACQ:** SECOND ROUND (36TH) OF 2016 DRAFT

**EXP:** 5TH YEAR

## TRANSACTIONS

Originally drafted by Jacksonville in the second round (36th overall) of the 2016 draft utilizing a pick obtained from Baltimore for Jaguars' second (38th overall) and fifth (146th overall) round choices ... Signed contract extension with Jacksonville on 9/2/19 ... Placed on reserve/injured by Jacksonville on 12/5/19

## PRO (GAMES PLAYED/STARTED - 66/60, 3/3)

- Made his NFL debut in the team's season opener in 2016
- Career totals include 345 tackles, 13 passes defended, 13 tackles for loss, 6.5 sacks and three INTs

### 2020 (w/ JAX - 7/7)

Named team captain as voted on by his teammates

- **9/13 vs. IND:** Started at linebacker and finished second on the team with 11 tackles ... Tallied a second-quarter sack on QB **Jacoby Brissett** that stalled an Indianapolis drive at the Jacksonville 2-yard line
- **9/20 at TEN:** Started at linebacker and led the team with 11 tackles (six solo) and tallied one pass defended
- **9/24 vs. MIA:** Started at linebacker and led the team with 11 tackles, marking his third straight game with 11 tackles.
- **10/4 at CIN:** Started at linebacker and tallied four tackles and an INT in which he wrestled the ball from from TE **Drew Sample** in the end zone ... Exited the game with an ankle injury
- **10/11 at HOU:** Inactive (ankle)
- **10/18 vs. DET:** Started at linebacker and made four tackles, including one tackle for loss, before exiting the game with an ankle injury
- **10/25 at LAC:** Inactive (ankle)
- **11/8 vs. HOU:** Started at linebacker and led the team with 11 tackles, including one tackle for loss and also added one forced fumble and one pass defended
- **11/15 at G.B.:** Started at linebacker and made eight tackles and posted a 16-yard fumble recovery to set up a Jaguars TD

### 2019 (w/ JAX - 11/11)

Started in 11 games before being placed on the reserve/injured list on Dec. 5 with a knee injury ... Finished the season with 66 tackles (42 solo), four passes defended, three tackles for loss, one INT and a 0.5 sack

- **9/15 at HOU:** Started and recorded seven tackles (four solo) and 0.5 sacks
- **9/29 at DEN:** Started at middle linebacker, posting six tackles (three solo)
- **10/6 at CAR:** Started and tallied a team-leading nine tackles (three solo), two passes defended and one TFL
- **10/13 vs. N.O.:** Started and collected eight tackles (three solo)
- **10/20 at CIN:** Started at middle linebacker, amassing five tackles, two passes defended and his second career INT
- **11/17 at IND:** Led team with nine tackles (seven solo)

### 2018 (w/ JAX - 16/16)

Started all 16 games for the second consecutive season and recorded his first career 100-plus tackle season ... Played every snap on defense in 2018 (1,020 snaps) and was one of three players in the NFL to play 100 percent of his team's defensive snaps (DEN S **Justin Simmons** & PHI S **Malcolm Jenkins**)

- **9/9 at NYG:** Led the team with 10 tackles (seven solo) and added an INT, which he returned 32 yards for a TD
- **12/2 vs. IND:** Started at middle linebacker and recorded 10 tackles (seven solo) and one fumble recovery, which led to a second quarter field goal
- **12/6 at TEN:** Started at middle linebacker and led the team with a season-high 13 tackles (eight solo), including 1.0 sack

### 2017 (w/ JAX - 16/16, 3/3)

Regularly started at strongside linebacker, but played all three linebacker positions throughout the course of the year

- **9/10 at HOU:** Started at strongside linebacker and led the team with 14 tackles (eight solo), including one tackle for loss
- **1/21 at N.E.:** Started in the AFC Championship game and recorded seven tackles (six solo) and one forced fumble, which he also recovered

### 2016 (w/ JAX - 16/10)

Played in all 16 games making 10 starts during his rookie year ... Totaled 22 tackles (16 solo)

- **9/11 vs. G.B.:** Played in 12 snaps on special teams in NFL and team debut
- **10/2 vs. IND:** Earned his first career start and made four tackles (three

solo) and one pass defended

## COLLEGE (AT UCLA, 2013-15)

- Saw action on both sides of the ball in 29 career games and totaled 178 tackles (116 solo), 23 passes defended, 15 tackles for a loss and two fumble recoveries defensively, while rushing 68 times for 387 yards and 11 TDs
- Started all 13 games at linebacker in 2014 and was second on the team with 88 tackles, eight for loss and seven passes defended, while rushing 28 times for 113 yards and three TDs
- Second-Team All-Pac 12 in 2014
- Named both Offensive and Defensive Freshman of the Year in the Pac-12 by the coaches after posting 75 tackles, 11 passes defended and two INTs, while rushing for 267 yards and seven TDs on 38 attempts
- Finalist for the Paul Hornung Award as the nation's most versatile player in 2013

## PERSONAL

- A four-star recruit from Bellevue (Wash.) High School, according to both Scout.com and Rivals.com
- Ranked as the nation's No. 4 outside linebacker and No. 1 in the west
- Also played running back in high school for an offense that averaged more than 46 points per game his senior season
- Selected to play in the U.S. Army All-American game, where he posted five tackles
- Earned letters in track (three) and basketball (one)
- Paid the electric bills for elderly residents in 31 homes around the Jacksonville community through a one-time donation to the Jacksonville Electric Authority

## REGULAR SEASON STATISTICS

YEAR	TEAM	GP/GS	TKL	SOLO	ASST	SACKS	FF	FR	PD	TFL	INT
2016	JAX	16/10	22	16	6	0.5	0	0	2	1	0
2017	JAX	16/16	90	66	24	2.0	0	1	3	5	0
2018	JAX	16/16	107	75	32	2.5	1	1	1	1	1
2019	JAX	11/11	66	42	24	0.5	0	0	4	3	1
2020	JAX	7/7	60	35	25	1.0	1	1	3	3	1
<b>NFL totals: 5 yrs.</b>		<b>66/60</b>	<b>345</b>	<b>234</b>	<b>111</b>	<b>6.5</b>	<b>2</b>	<b>3</b>	<b>13</b>	<b>13</b>	<b>3</b>

### Single Game Career Highs

#### Tackles:

14 (9/10/17 at HOU)

#### Passes Defended:

2 (twice; last: 10/20/19 at CIN)

#### Interceptions:

1 (three times; last: 10/4/20 at CIN)

#### Fumble recoveries:


1 (twice; last: 12/2/18 vs. IND)

## POSTSEASON STATISTICS

YEAR	TEAM	GP/GS	TKL	SOLO	ASST	SACKS	FF	FR	PD	TFL	INT
2017	JAX	3/3	19	16	3	1.0	1	1	3	2	1
<b>NFL totals: 3 yrs.</b>		<b>3/3</b>	<b>19</b>	<b>16</b>	<b>3</b>	<b>1.0</b>	<b>1</b>	<b>1</b>	<b>3</b>	<b>2</b>	<b>1</b>

## 2020 GAME-BY-GAME STATISTICS

DATE	OPP	TKL	SOLO	ASST	SACKS	FF	FR	PD	TFL	INT
09/13	vs. Indianapolis	11	8	3	1.0	0	0	0	1	0
09/20	at Tennessee	11	6	5	0.0	0	0	1	0	0
09/24	vs. Miami	11	7	4	0.0	0	0	0	0	0
10/04	at Cincinnati	4	3	1	0.0	0	0	1	0	1
10/11	at Houston				Inactive (ankle)					
10/18	vs. Detroit	4	3	1	0.0	0	0	0	1	0
10/25	at L.A. Chargers				Inactive (ankle)					
	BYE WEEK									
11/08	vs. Houston	11	6	5	0.0	1	0	1	1	0
11/15	at Green Bay	8	3	5	0.0	0	1	0	0	0
11/22	vs. Pittsburgh									
11/29	vs. Cleveland									
12/06	at Minnesota									
12/13	vs. Tennessee									
12/20	at Baltimore									
12/27	vs. Chicago									
01/03	at Indianapolis									
<b>2020 totals:</b>		<b>60</b>	<b>35</b>	<b>25</b>	<b>1.0</b>	<b>1</b>	<b>1</b>	<b>3</b>	<b>3</b>	<b>1</b>



# COLLIN JOHNSON



**POSITION:** WIDE RECEIVER  
**HT:** 6-6 | **WT:** 222 | **DOB:** 9-23-1997  
**COLLEGE:** TEXAS  
**HOMETOWN:** SAN JOSE, CALIFORNIA  
**ACQ:** FIFTH ROUND (165TH) OF 2020 NFL DRAFT  
**EXP:** ROOKIE



@Call\_In\_Johnson



@Call\_In\_Johnson

## OVERVIEW

Originally drafted by Jacksonville in the fifth round (165th overall) of the 2020 draft

## PRO (GAMES PLAYED/STARTED - 9/0)

### 2020 (w/ JAX - 9/0)

- **9/13 vs. IND:** Saw action at wide receiver, posting a 14-yard reception to convert on third down in the third quarter, and contributed on special teams in his NFL debut
- **9/20 at TEN:** Saw action at wide receiver and on special teams
- **9/24 vs. MIA:** Saw action at wide receiver and made one catch for 3 yards
- **10/4 at CIN:** Saw action at wide receiver and on special teams
- **10/11 at HOU:** Collected three receptions for 30 yards, including his first career TD in the fourth quarter on a 4-yard catch
- **10/18 vs. DET:** Saw action at wide receiver and on special teams
- **10/25 at LAC:** Saw action at wide receiver, posting one reception for 13 yards, and on special teams
- **11/8 vs. HOU:** Posted one reception for 9 yards
- **11/15 at G.B.:** Saw action at wide receiver and on special teams

## COLLEGE (AT TEXAS, 2016-19)

- Played in 45 games and made 29 starts, finishing his career with 188 receptions (sixth-most in school history) for 2,624 yards (fifth-most in school history) and 15 TDs
- Made at least two catches in 40 of the 45 games he played in during his career, the second-most among active Power Five receivers during that span

## PERSONAL

- Played at Valley Christian (California) High School and set career school records with 1,176 yards and 17 TDs
- Engaged to his fiancé, Sara, in June 2020

## FAMILY TIES

When WR **Collin Johnson** made his college debut in 2016, he became the fourth member of his family to play football at Texas. Johnson's father, **Johnnie** (pictured right) was a two-time consensus First-Team All-American (1978-1979) with the Longhorns and was a first-round choice by the Los Angeles Rams. Johnnie played with his brother, **Bobby** (1978-81), who was also a defensive back at Texas.

Similar to his father, Collin played at Texas with his brother, **Kirk** (pictured middle). Kirk played in 21 career games with the Longhorns and rushed 12 times for 59 yards.



## REGULAR SEASON RECEIVING STATISTICS

YEAR	TEAM	GP/GS	REC	YDS	AVG.	LG	TD
2020	JAX	9/0	7	69	9.9	19	1
NFL totals: 1 yr.		9/0	7	69	9.9	19	1

## 2020 GAME-BY-GAME STATISTICS

DATE	OPP	REC	YDS	AVG.	LG	TD
09/13	vs. Indianapolis	1	14	14.0	14	0
09/20	at Tennessee	0	0	-	-	0
09/24	vs. Miami	1	3	3.0	3	0
10/04	at Cincinnati	0	0	-	-	0
10/11	at Houston	3	30	10.0	19	1
10/18	vs. Detroit	0	0	-	-	0
10/25	at L.A. Chargers	1	13	13.0	13	0
BYE WEEK						
11/08	vs. Houston	1	9	9.0	9	0
11/15	at Green Bay	0	0	-	-	0
11/22	vs. Pittsburgh					
11/29	vs. Cleveland					
12/06	at Minnesota					
12/13	vs. Tennessee					
12/20	at Baltimore					
12/27	vs. Chicago					
01/03	at Indianapolis					
2020 totals:		7	69	9.9	19	1



## NOTE THE QUOTES: ON COLLIN JOHNSON

"It's different than what we have; he's a guy that's 6-6, 222 pounds, he can run real well, just a different element. Now when you look across the board we have different types and it's always good to have that and obviously we are looking for him to come in here and perform. He has an opportunity to win a job, has an opportunity to be a good playmaker when you look at his catch radius and where he's at."

- HC Doug Marrone

"As a competitor you want to get taken off the board as soon as possible, but that feeling when you get the call is unbelievable and you know the team that believed in me, I just can't wait to go to work for them. And being with the Jaguars I'm so excited to be a part of that franchise ... My height is definitely a benefit. I know how to change direction, then drop my hips and get in and out of my breaks as a big guy. I'm looking forward to getting to work and just continuing to perfect my game, but I do think I bring a lot to the table and I'm excited to help the Jaguars win games."

"We have the blessings of my dad's hard work and I want to do everything to be my best and show my dad that all his work paid off. After that, I want to raise my kids pretty much the same way my dad raised me. No father could really do better."

- WR Collin Johnson

"He's coming from an unbelievable family, a football family. His dad, **Johnnie**, was an All-American here, is in the College Football Hall of Fame and played eight or nine years in the NFL, so he comes from an NFL family. He was just a pro's pro and a guy that everybody loved to be around. He was a captain at the University of Texas, that says a lot about his character."

- Texas HC Tom Herman





# SIDNEY JONES IV



**POSITION:** CORNERBACK  
**HT:** 6-0 | **WT:** 181 | **DOB:** 5-21-1996  
**COLLEGE:** WASHINGTON  
**HOMETOWN:** WEST COVINA, CALIFORNIA  
**ACQ:** PRACTICE SQUAD (JAX) 2020  
**EXP:** 4TH YEAR



@SidneyJonesIV



@SidneyJonesIV

## TRANSACTIONS

Originally drafted by Philadelphia in the second round (43rd overall) of the 2017 draft ... Waived on 9/5/20 ... Signed by Jacksonville to the practice squad on 9/8/20 ... Promoted to the 53-man roster on 9/14/20

## PRO (GAMES PLAYED/STARTED - 30/13)

• Fourth-year cornerback who spent the first three seasons of his NFL career in Philadelphia before signing with Jacksonville prior to Week 1

### 2020 (w/ JAX - 8/5)

- **9/13 vs. IND:** Practice squad
- **9/20 at TEN:** Saw action on special teams
- **9/24 vs. MIA:** Made one special teams tackle
- **10/4 at CIN:** Saw 12 snaps at cornerback and made one pass defended
- **10/11 at HOU:** Started at cornerback and made three tackles and a career-high four passes defended, including his first INT as a member of the Jaguars ... His four passes defended were the most by a Jaguars player in a single game over the last three seasons ... First Jaguars player since former CB **A.J. Bouye** (Dec. 10, 2017) to post at least four passes defended and an INT in a single game
- **10/18 vs. DET:** Started at cornerback and registered five tackles and one pass defended
- **10/25 at LAC:** Started at cornerback and made one tackle before exiting the game (ribs) in the first quarter
- **11/8 vs. HOU:** Started at cornerback and made four tackles and one pass defended
- **11/15 at G.B.:** Tied for the team lead with a career-high nine tackles ... Added two passes defended, including an INT

### 2019 (w/ PHI - 12/4, 1/0)

Finished the season with 25 tackles (23) solo, including one tackle for loss ... Added career highs with 10 passes defended and two INTs

### 2018 (w/ PHI - 9/4, 0/0)

Tallied a career-high 36 tackles (27 solo) and three passes defended

### 2017 (w/ PHI - 1/0)

Activated from the Non-Football Injury list in Week 17 and recorded three tackles vs. Dallas

## COLLEGE (AT WASHINGTON, 2014-16)

- In 2016, was named Second-Team All-America by Sports Illustrated and Football Writers, while garnering First-Team All-Pac-12 honors
- Started all 13 games in 2015 and finished the year as the Pac-12 leader in passes defended (14) ... Scored three defensive TDs as a junior (two INT returns and one fumble return)

## PERSONAL

- Attended West Covina (California) High School, where he was named Hacienda League Defensive Player of the Year and earned First Team All-CIF Southern Section Southeast Division honors at defensive back as a senior in 2013
- Played cornerback, free safety, running back and wide receiver while also returning kicks and punts for the Bulldogs

## REGULAR SEASON STATISTICS

YEAR	TEAM	GP/GS	TKL	SOLO	ASST	SACKS	FF	FR	PD	INT
2017	PHI	1/0	2	2	0	0.0	0	0	0	0
2018	PHI	9/4	25	21	4	0.0	0	0	2	0
2019	PHI	12/4	21	18	3	0.0	0	0	8	2
2020	JAX	8/5	22	18	4	0.0	1	0	9	2
<b>NFL Totals: 4 yrs. 30/13</b>			<b>70</b>	<b>59</b>	<b>11</b>	<b>0.0</b>	<b>1</b>	<b>0</b>	<b>19</b>	<b>4</b>

### Single Game Career Highs

#### Tackles:

9 (11/15/20 at G.B.)

#### Passes defended:

4 (10/11/20 at HOU)

#### Interceptions:

1 (three times, last: 10/11/20 at HOU)

## 2020 GAME-BY-GAME STATISTICS

DATE	OPP	TKL	SOLO	ASST	SACKS	FF	FR	PD	INT
09/13	vs. Indianapolis								
09/20	at Tennessee	0	0	0	0.0	0	0	0	0
09/24	vs. Miami	0	0	0	0.0	0	0	0	0
10/04	at Cincinnati	0	0	0	0.0	0	0	1	0
10/11	at Houston	3	3	0	0.0	0	0	4	1
10/18	vs. Detroit	5	4	1	0.0	0	0	1	0
10/25	at L.A. Chargers	1	1	0	0.0	0	0	0	0
	BYE WEEK								
11/08	vs. Houston	4	4	0	0.0	0	0	1	0
11/15	at Green Bay	9	6	3	0.0	1	0	2	1
11/22	vs. Pittsburgh								
11/29	vs. Cleveland								
12/06	at Minnesota								
12/13	vs. Tennessee								
12/20	at Baltimore								
12/27	vs. Chicago								
01/03	at Indianapolis								
<b>2020 totals:</b>		<b>22</b>	<b>18</b>	<b>4</b>	<b>0.0</b>	<b>1</b>	<b>0</b>	<b>9</b>	<b>2</b>

Additional statistics: one special teams tackle



65



# BRANDON LINDER



**POSITION:** OFFENSIVE LINEMAN  
**HT:** 6-6 | **WT:** 315 | **DOB:** 1-25-1992  
**COLLEGE:** MIAMI (FLA.)  
**HOMETOWN:** SOUTHWEST RANCHES, FLORIDA  
**ACQ:** THIRD ROUND (93RD) OF 2014 DRAFT  
**EXP:** 7TH YEAR



@BrandonLinder65



@BrandonLinder65

## TRANSACTIONS

Originally drafted by Jacksonville in the third round (93rd overall) of the 2014 draft ... Placed on reserve/injured list on 10/5/15 ... Re-signed on 7/26/17... Placed on reserve/injured on 11/13/18

## PRO (GAMES PLAYED/STARTED - 76/76, 3/3)

- Became 24th offensive lineman drafted by the Jaguars in franchise history
- First player from the University of Miami ever drafted by the Jaguars
- Switched from right guard to center prior to the 2016 season

### 2020 (w/ JAX - 6/6)

Named team captain for the fourth time as voted on by his teammates

- **9/13 vs. IND:** Started at center and helped undrafted rookie RB **James Robinson** rush for 62 yards
- **9/20 at TEN:** Started at center before exiting the game with a knee injury
- **9/24 vs. MIA:** Inactive (knee)
- **10/4 at CIN:** Inactive (knee)
- **10/11 at HOU:** Started at center
- **10/18 vs. DET:** Started at center
- **10/25 at LAC:** Started at center
- **11/8 vs. HOU:** Started at center
- **11/15 at G.B.:** Inactive (back)

### 2019 (w/ JAX - 16/16)

Started all 16 games in which he appeared at center ... Part of an offensive line that helped RB **Leonard Fournette** gain 1,674 yards from scrimmage ... Fournette became the only Jaguars player since 2011 to post at least 1,500 scrimmage yards in a single season

- **9/29 at DEN:** Started and helped RB **Leonard Fournette's** rush for a career-high 225 yards and an average of 7.1 yards per carry ... The team finished with 269 total net rushing yards, the second-most in franchise history
- **10/6 at CAR:** Started and blocked for RB **Leonard Fournette** who eclipsed the 100-yard mark in back-to-back games
- **10/20 at CIN:** Started at center, paving the way for RB **Leonard Fournette's** 131 yards rushing

### 2018 (w/ JAX - 9/9)

Selected as an offensive captain by his teammates for the 2018 season

- **9/9 at NYG:** Started at center and helped the team rush for 137 yards

### 2017 (w/ JAX - 13/13, 3/3)

Selected as an offensive captain by his teammates for the 2017 season ... Part of an offensive line that helped the team lead the league in rushing for the first time in franchise history and allowed a franchise-low 24 sacks

- **9/10 at HOU:** Started at center and helped pave the way for the team to rush for 155 yards ... Did not allow a sack
- **9/24 vs. BAL:** Started at center and helped the team rush for 166 yards and did not allow a sack
- **10/1 at NYJ:** Started at center and helped the team rush for 175 yards
- **11/5 vs. CIN:** Started at right guard in place of injured **A.J. Cann** and helped the team rush for 149 yards ... Part of a unit that allowed zero sacks for the third time on the season
- **11/19 at CLE:** Started at center and helped the team rush for 139 yards
- **12/10 vs. SEA:** Started at center and helped the team rush for 156 yards and did not allow a sack
- **12/17 vs. HOU:** Started at center and helped the team rush for 138 yards
- **1/14 at PIT:** Started at center and helped the team rush for 164 yards and did not allow a sack

### 2016 (w/ JAX - 14/14)

Part of an offensive line that allowed its fewest sacks since 2007 (34)

- **9/11 vs. G.B.:** Made his first career start at center in team's season opener
- **10/2 vs. IND:** Started at center, helping the team rush for 136 yards
- **11/6 at K.C.:** Started and helped the team rush for a season-high 205 yards
- **11/20 at DET:** Started at center and was part of an offensive line that did not allow a sack
- **12/4 vs. DEN:** Started at center and helped the team rush for 154 yards

### 2015 (w/ JAX - 3/3)

Placed on season-ending injured reserve because of surgery to repair a labral tear in his left shoulder after injury suffered in Week 3

- **9/13 vs. CAR:** Started at right guard to kick off his second season
- **9/20 vs. MIA:** Helped the team rush for 123 yards and did not allow a

sack

### 2014 (w/ JAX - 15/15)

Started 15 games at right guard as a rookie ... Part of an offensive line that helped club finish sixth in the NFL in average per rush (4.5)

- **9/7 at PHI:** Started at right guard in his NFL debut, one of three Jaguars rookies to start on opening day (WR **Marqise Lee**, WR **Allen Hurns**)
- **10/19 vs. CLE:** Helped pave the way for an offense that rushed for a season-high 185 yards
- **10/26 vs. MIA:** Helped paved the way for the club to rush for 176 yards, which was the first time since 2010 the team eclipsed 150-plus rushing yards in back-to-back games
- **12/28 at HOU:** Started at right guard and was part of an offensive line that produced 121 yards on 14 carries (8.6 avg.)

## COLLEGE (AT MIAMI (FLA.), 2010-13)

- Four-year starter and started 42 games (37 at right guard, two at left tackle, 3 at center)
- Finished career with 35 TD-resulting blocks and 275 key blocks/knockdowns
- As a senior, named team's Most Valuable Player after leading team with 90 percent grade for blocking consistency, 11 TD-resulting blocks and 84 knockdowns
- Majored in health education

## PERSONAL

- Attended St. Thomas Aquinas High School in Ft. Lauderdale, Fla.
- Named U.S. Army All-American and was rated the third-best center in the country by Rivals.com
- Helped team compile a 28-1 record during his final two seasons and captured the Class 5A state title as a junior
- Has built a lasting relationship with the Ronald McDonald House Charities of Jacksonville, including sponsoring the annual family holiday party
- An avid outdoorsman who enjoys hunting and fishing with his fiancé, Lauren.





# JAKE LUTON



**POSITION:** QUARTERBACK  
**HT:** 6-6 | **WT:** 224 | **DOB:** 4-11-1996  
**COLLEGE:** OREGON STATE  
**HOMETOWN:** MARYSVILLE, WASHINGTON  
**ACQ:** 6TH ROUND (189) IN 2020 DRAFT  
**EXP:** ROOKIE



@JakeLuton6



@JakeLuton6

## OVERVIEW

Originally drafted by Jacksonville in the sixth round (189th overall) of the 2020 draft ... Pronounced **Loo-ten**

## PRO (GAMES PLAYED/STARTED - 2/2)

### 2020 (w/ JAX - 2/2)

- **9/13 vs. IND:** Inactive
- **9/20 at TEN:** Inactive
- **9/24 vs. MIA:** Inactive
- **10/4 at CIN:** Inactive
- **10/11 at HOU:** Inactive
- **10/18 vs. DET:** Inactive
- **10/25 at LAC:** Inactive
- **11/8 vs. HOU:** Made his NFL debut and completed 26 of 38 passes for 304 passing yards and two total TDs (one rushing, one passing) ... His 306-yard performance marked the most passing yards by a rookie quarterback in their debut in franchise history ... His 13-yard rushing TD brought the Jaguars within 2 in the final minutes, joining QBs **Jonathan Quinn** (1998) and **Byron Leftwich** (2003) as the only rookie quarterbacks in franchise history to throw and rush for a TD in the same game ... His first completion of the game and his career came on a 73-yard TD to WR **DJ Chark Jr.**, marking the third-longest completion by a rookie quarterback in franchise history and the longest completed pass by any rookie in the NFL this season ... Luton's 73-yard strike marked the fourth-longest pass by an NFL player on their first career completion in their first career game since 1970 ... The score came with 14:08 remaining in the first quarter, the second-fastest TD scored in team history and the fastest TD scored since former RB **Leonard Fournette's** 75-yard TD run (14:35 remaining in the first quarter) on Oct. 15, 2017.
- **11/15 at G.B.:** Completed 18 of 35 passes for 169 yards and one TD, a 12-yard pass to WR **Keelan Cole Sr.** in the third quarter

## COLLEGE (AT OREGON STATE, 2017-19)

- Completed his Oregon State career by playing in 23 games for the Beavers, including 21 starts, after spending seasons at Ventura Community College (2016) and Idaho (2015)
- Concluded his career ranked fifth at Oregon State with 42 career TD passes and seventh with 5,227 passing yards

### 2019 (redshirt senior at Oregon State - 11)

All Pac-12 Honorable Mention, two-time Pac-12 Offensive Player of the Week, Mayo Clinic Comeback Player of the Year Award nominee ... Completed 222 of 358 passes (62 percent) for 28 TDs and the three INTs, becoming the third QB in OSU history to throw for more than 20 TDs and nine or fewer INTs ... Team captain

- **11/23 at Washington State:** Set a career high with 408 passing yards at Washington State and tied a career best with five TDs

## PERSONAL

- Attended Marysville-Pilchuck High School and led the Tomahawks to the Wesco 3A league championship as a senior ... Three-year starter at quarterback and also earned three letters at pitcher in baseball
- Son of **Judd** and **Heather Luton**
- Has three brothers: **Jordan**, **Jace** and **Jaxxon**
- Enjoys camping, hiking and playing with his dog

## REGULAR SEASON PASSING STATISTICS


YEAR	TEAM	P/S	COMP	ATT	PCT	YDS	AVG	TD	INT	SK	RTG
2020	JAX	2/2	44	73	60.3	473	6.5	2	2	5	77.0
NFL totals: 1 yr.		2/2	44	73	60.3	473	6.5	2	2	5	77.0

## 2020 GAME-BY-GAME PASSING STATISTICS

DATE	OPP	P/S	COMP	ATT	PCT	YDS	AVG	TD	INT	SK	RTG
09/13	vs. IND					Inactive					
09/20	at TEN					Inactive					
09/24	vs. MIA					Inactive					
10/04	at CIN					Inactive					
10/11	at HOU					Inactive					
10/18	vs. DET					Inactive					
10/25	at LAC					Inactive					
BYE WEEK											
11/08	vs. HOU	1/1	26	38	68.4	304	8.0	1	1	2	90.2
11/15	at G.B.	1/1	18	35	51.4	169	4.8	1	1	3	62.7
11/22	vs. PIT										
11/29	vs. CLE										
12/06	at MIN										
12/13	vs. TEN										
12/20	at BAL										
12/27	vs. CHI										
01/03	at IND										
2020 totals:		2/2	44	73	60.3	373	6.5	2	2	5	77.0

## REGULAR SEASON RUSHING STATISTICS

YEAR	TEAM	ATT	YDS	AVG	LG	TD
2020	JAX	1	13	13.0	13	1
NFL totals: 1 yr.		1	13	13.0	13	1



# AARON LYNCH



**POSITION:** DEFENSIVE END/LINEBACKER  
**HT:** 6-6 | **WT:** 270 | **DOB:** 3-8-1993  
**COLLEGE:** SOUTH FLORIDA  
**HOMETOWN:** CAPE CORAL, FLORIDA  
**ACQ:** FREE AGENT 2020  
**EXP:** 7TH YEAR

## TRANSACTIONS

Originally drafted by San Francisco in the first round (150th overall) in the 2014 draft ... Signed by Chicago as an unrestricted free agent on 3/15/18 ... Re-signed by Chicago as an unrestricted free agent on 4/1/19 ... Signed by Jacksonville as a free agent on 5/4/20 ... Placed on reserve/retired on 8/18/20 ... Reinstated to exempt/commissioner permission list on 10/21/20 ... Activated to active roster on 10/26/20

## PRO (GAMES PLAYED/STARTED - 74/22)

- Has appeared in 74 games with 22 starts for San Francisco (2014-17) and Chicago (2018-19)
- Career totals include 105 tackles (81 solo), 20.0 sacks and 10 passes defended

### 2020 (w/ JAX - 1/0)

Spent the offseason with the Jaguars before retiring on Aug. 18 ... Reinstated to exempt/commissioner permission list on Oct. 21 before being activated to the 53-man roster on Oct. 26

- 11/8 vs. HOU:** Inactive
- 11/15 at G.B.:** Saw action on defense in his Jaguars debut and posted one quarterback hit

### 2019 (w/ CHI - 16/0)

Appeared in all 16 games, recording six tackles, 2.0 sacks and two passes defended

### 2018 (w/ CHI - 13/3)

Played in 13 games, starting three, and recorded 16 tackles, 3.0 sacks, one pass defended and one INT

- 9/30 vs. T.B.:** Posted three tackles, 1.0 sack and one INT

### 2017 (w/ S.F. - 7/0)

Saw action in seven games and posted nine tackles, including 1.0 sack, and one fumble recovery

### 2016 (w/ S.F. - 7/3)

Started three of seven total games played and picked up 13 tackles and 1.5 sacks

### 2015 (w/ S.F. - 14/13)

Played in 14 games (13 starts) and set career highs with 38 tackles and 6.5 sacks

- 10/4 vs. G.B.:** Registered his first multi-sack game of his career by taking down Packers QB **Aaron Rodgers** twice

### 2014 (w/ S.F. - 16/3)

Played in all 16 games with three starts and registered 23 tackles and 6.0 sacks and four passes defended ... His 6.0 sacks ranked third in the NFL among rookies (Rams DT **Aaron Donald**, 8.0; Colts LB **Jonathan Newsome**, 6.5) ... Added one blocked punt

- 10/19 at DEN:** Registered his first career sack when he dropped Broncos QB **Peyton Manning**

## COLLEGE (SOUTH FLORIDA & NOTRE DAME)

- Played in 24 games (16 starts) and totaled 63 tackles, 19.5 tackles for loss, 11.5 sacks and three passes defended during collegiate career
- After transferring and redshirting at South Florida in 2012, earned First-Team All-AAC honors after playing in 12 games and recording 30 tackles, 12 tackles for loss and a team-leading 6.0 sacks in 2013
- As a true freshman for the Fighting Irish, earned Freshman First-Team All-America honors by the Football Writers Association of America after playing in 12 games and totaling 33 tackles, 5.5 sacks and two passes defended

## PERSONAL

- Attended Island Coast (Florida) High School where he was selected to first-team all-state, Florida Times-Union Super 75 squad, Florida Athletic Coaches Association Division 16 team and Fort Myers News-Press All-Area

## REGULAR SEASON STATISTICS

YEAR	TEAM	GP/GS	TKL	SOLO	ASST	SACKS	FF	FR	PD	TFL
2014	S.F.	16/3	23	17	6	6.0	0	0	4	9
2015	S.F.	14/13	38	30	8	6.5	0	0	3	13
2016	S.F.	7/3	13	12	1	1.5	0	0	0	4
2017	S.F.	7/0	9	5	4	1.0	0	1	0	2
2018	CHI	13/3	16	13	3	3.0	0	0	1	4
2019	CHI	16/0	6	4	2	2.0	0	0	2	3
2020	JAX	1/0	0	0	0	0.0	0	0	0	0
NFL totals: 7 yrs.		74/22	105	81	24	20.0	0	1	10	35

### Single Game Career Highs

#### Tackles:

6 (11/9/14 at N.O.)

#### Tackles for loss:

4 (10/4/15 vs. G.B.)

#### Sacks:

2.0 (two times; last: 10/22/15 vs. SEA)


#### Fumble recoveries:

1 (12/10/17 at HOU)

**Additional Statistics:** One INT (9/30/18 vs. T.B.)

## 2020 GAME-BY-GAME STATISTICS

DATE	OPP	TKL	SOLO	ASST	SACKS	FF	FR	PD	TFL
09/13	vs. Indianapolis				Retired				
09/20	at Tennessee				Retired				
09/24	vs. Miami				Retired				
10/04	at Cincinnati				Retired				
10/11	at Houston				Retired				
10/18	vs. Detroit				Retired				
10/25	at L.A. Chargers				Exempt/Commissioner Permission List				
	BYE WEEK								
11/08	vs. Houston				Inactive				
11/15	at Green Bay	0	0	0	0.0	0	0	0	0
11/22	vs. Pittsburgh								
11/29	vs. Cleveland								
12/06	at Minnesota								
12/13	vs. Tennessee								
12/20	at Baltimore								
12/27	vs. Chicago								
01/03	at Indianapolis								
2020 totals:		0	0	0	0.0	0	0	0	0



# ROSS MATISCIK



**POSITION:** LONG SNAPPER  
**HT:** 6-0 | **WT:** 235 | **DOB:** 9-13-1996  
**COLLEGE:** BAYLOR  
**HOMETOWN:** MCKINNEY, TEXAS  
**ACQ:** ROOKIE FREE AGENT 2020  
**EXP:** ROOKIE



@rossmatiscik



@ross\_matiscik

## OVERVIEW

Originally signed by Jacksonville as a rookie free agent on April 28, 2020 ...  
Pronounced **MATTA-sick**

## PRO (GAMES PLAYED - 9)

### 2020 (w/ JAX - 9)

- **9/13 vs. IND:** Served as the team's long snapper in NFL debut
- **9/20 at TEN:** Served as the team's long snapper
- **9/24 vs. MIA:** Served as the team's long snapper
- **10/4 at CIN:** Served as the team's long snapper
- **10/11 at HOU:** Served as the team's long snapper
- **10/18 vs. DET:** Served as the team's long snapper
- **10/25 at LAC:** Served as the team's long snapper
- **11/8 vs. HOU:** Served as the team's long snapper
- **11/15 at G.B.:** Served as the team's long snapper

## COLLEGE (AT BAYLOR, 2016-19)

- Appeared in 52 games throughout his college career, seeing time as a longsnapper for punts and place kicks, while also appearing at linebacker
- Played in 14 games in 2019, snapping on all punts and kicks and made 13 tackles, including 1.0 sack
- Served as the team's longsnapper for all 13 games and made 11 tackles on defense in 2018
- Played in 12 games as a sophomore in 2017 and totaled four tackles, one fumble recovery and one forced fumble
- Played in 12 games as a freshman and served as the primary long snapper

## PERSONAL

- Attended McKinney Boyd (McKinney, Texas) High School and was a 2014 all-state selection at linebacker
- Father, **Marty**, played football at Bowling Green
- Brother, **Paine**, played football at Rice





# KC MCDERMOTT

**POSITION:** OFFENSIVE LINEMAN  
**HT:** 6-5 | **WT:** 311 | **DOB:** 4-18-1996  
**COLLEGE:** MIAMI (FLA.)  
**HOMETOWN:** WELLINGTON, FLORIDA  
**ACQ:** ROOKIE FREE AGENT 2018  
**EXP:** 2ND YEAR



@KCmcdermott52



@KCmcdermott52

## OVERVIEW

Originally signed by Jacksonville as an undrafted rookie on 5/11/2018 ... Waived by Jacksonville on 9/1/2018 ... Signed by Jacksonville to the practice squad on 9/2/2018 ... Signed a Reserve/Futures contract with the Jaguars on 12/31/18 ... Placed on injured reserve on 9/3/2019 ... Waived by Jacksonville on 9/5/2020 ... Signed to Jacksonville's practice squad on 9/6/2020 ... Promoted to the 53-man active roster on 11/14/20

## PRO (GAMES PLAYED/STARTED - 2/0)

• Second-year offensive lineman who spent 2018 on the team's practice squad and the entire 2019 season on the reserve/injured list

### 2020 (w/ JAX - 2/0)

Has spent the season on Jacksonville's practice squad before being promoted to the 53-man active roster on Nov. 14

• **9/24 vs. MIA:** Prior to Week 3, was designated as a protected practice squad player and was elevated to the active/inactive list on Sept. 24 ... Made NFL debut on special teams

• **10/4 at CIN:** Prior to Week 4, was designated as a protected practice squad player and was elevated to the active/inactive list on Oct. 3 ... Saw action on special teams

• **11/15 at G.B.:** Active but did not play

## COLLEGE (AT MIAMI (FLA), 2014-17)

• Appeared in 40 career games, starting in the final 34 games of his career, along the offensive line for the Hurricanes

• Earned All-ACC third-team honors as a senior in 2017

## PERSONAL

• Attended Palm Beach Central (Wellington, Fla.) High School and was a first-team all-state selection as a junior and a 2014 all-american selection by 247 sports

• He and his fiancé, Madison, have one son, Kasen

## CHASE MCLAUGHLIN



**POSITION:** KICKER  
**HT:** 6-1 | **WT:** 195 | **DOB:** 4-9-1996  
**COLLEGE:** ILLINOIS  
**HOMETOWN:** CYPRESS, TEXAS  
**ACQ:** PRACTICE SQUAD (MIN) 2020  
**EXP:** 2ND YEAR



@chasemclaughlin

## TRANSACTIONS

Originally signed by Buffalo as an undrafted free agent on 5/10/19 ... Waived on 8/31/19 ... Signed by Minnesota to the practice squad on 9/2/19 ... Released on 9/10/19 ... Signed by the L.A. Chargers on 10/2/19 ... Waived on 10/29/19 ... Signed by San Francisco on 11/7/19 ... Waived on 12/3/19 ... Claimed by Indianapolis off waivers on 12/4/19 ... Waived on 9/5/20 ... Signed by Minnesota to the practice squad on 9/8/20 ... Signed by Jacksonville off of Minnesota's practice squad on 11/10/20

## PRO (GAMES PLAYED/STARTED - 12)

- Second-year kicker has spent time in Minnesota, San Francisco, Los Angeles (Chargers), Indianapolis, Buffalo and Jacksonville
- Career totals include 20 of 25 on field goal attempts with a long of 52 yards and 28 of 28 on extra point tries

## 2020 (w/ MIN &amp; JAX - 1)

Spent Weeks 1-9 on Minnesota's practice squad before signing with the Jaguars' active roster prior to Week 10 ... Designated practice squad protected by Minnesota in Weeks 3-6 and 8-9

- **11/15 at G.B.:** Converted on two field goal attempts, including a career-long 52-yard attempt, in his Jaguars debut ... Made both PATs

## 2019 (w/ S.F., LAC and IND - 11)

Played in 11 games with the Chargers, 49ers and Colts and converted 18 of 23 field goals (78.3 pct.) and made all 26 extra point attempts

## COLLEGE (AT ILLINOIS, 2015-18)

- Appeared in 35 games at Illinois and converted 44 of 59 field goals (74.6 pct.) and made all 79 extra point attempts
- Ranks first in school history with 50-plus yard field goals (five), fourth in field goals made (44), fourth in field goal conversion percentage (74.6), and sixth in points scored (211)
- Named First Team All-Big Ten by the league's coaches and The Associated Press in 2018

## PERSONAL

- Played four seasons of soccer and three years of football at Cypress Woods (Cypress, Texas) High School
- Named first team all-district and academic all-state

## REGULAR SEASON STATISTICS

YEAR	TEAM	GP	PAT	ATT	FG	FGA	PCT	LG	PTS
2019	LAC	4	7	7	6	9	66.7	50	25
2019	S.F.	3	8	8	7	8	87.5	48	29
2019	IND	4	11	11	5	6	83.3	50	26
2020	JAX	1	2	2	2	2	100.0	52	8
<b>NFL totals: 2 yrs.</b>		<b>12</b>	<b>28</b>	<b>28</b>	<b>20</b>	<b>25</b>	<b>80.0</b>	<b>52</b>	<b>88</b>

## Single Game Career Highs


**PATs made:** 5 (12/22/19 vs. CAR)      **PATs attempts:** 5 (12/22/19 vs. CAR)

**Field goals made:** 3 (two times, last: 11/24/19 vs. G.B.)      **Field goal attempts:** 4 (11/11/19 vs. SEA)

**Longest field goal:** 52 (11/15/20 at G.B.)      **Points:** 13 (11/24/19 vs. G.B.)

## 2020 GAME-BY-GAME STATISTICS

DATE	OPP	PAT	ATT	FG	FGA	PCT	LG	PTS
09/13	vs. Indianapolis							Practice squad (MIN)
09/20	at Tennessee							Practice squad (MIN)
09/24	vs. Miami							Practice squad (MIN)
10/04	at Cincinnati							Practice squad (MIN)
10/11	at Houston							Practice squad (MIN)
10/18	vs. Detroit							Practice squad (MIN)
10/25	at L.A. Chargers							Practice squad (MIN)
	BYE WEEK							
11/08	vs. Houston							Practice squad (MIN)
11/15	at Green Bay	2	2	2	2	100.0	52	8
11/22	vs. Pittsburgh							
11/29	vs. Cleveland							
12/06	at Minnesota							
12/13	vs. Tennessee							
12/20	at Baltimore							
12/27	vs. Chicago							
01/03	at Indianapolis							
<b>2020 totals:</b>		<b>2</b>	<b>2</b>	<b>2</b>	<b>2</b>	<b>100.0</b>	<b>52</b>	<b>0</b>



# DOUG MIDDLETON



**POSITION:** SAFETY  
**HT:** 6-0 | **WT:** 210 | **DOB:** 9-25-1993  
**COLLEGE:** APPALACHIAN STATE  
**HOMETOWN:** WINSTON-SALEM, NORTH CAROLINA  
**ACQ:** PRACTICE SQUAD (JAX) 2020  
**EXP:** 4TH YEAR



@21DM\_Era



@36DM\_Era

## TRANSACTIONS

Originally signed by the N.Y. Jets as an undrafted rookie on 5/6/16 ... Waived by the N.Y. Jets on 9/3/16 ... Signed by the N.Y. Jets to the practice squad on 9/4/16 ... Promoted to the active roster on 11/27/16 ... Placed on injured reserve on 9/2/17 ... Placed on injured reserve on 10/23/18 ... Waived by the N.Y. Jets on 9/1/19 ... Signed by Miami on 9/18/19 ... Waived by Miami on 10/12/19 ... Signed by Miami to the practice squad on 10/31/19 ... Waived by Miami on 11/12/19 ... Signed by Jacksonville to the practice squad on 11/26/19 ... Promoted to the 53-man roster on 12/17/19 ... Released on 8/8/20 ... Signed by Jacksonville to the practice squad on 9/17/20 ... Promoted to the 53-man roster on 10/3/20 ... Waived on 10/5/20 ... Signed by Jacksonville to the practice squad on 10/6/20 ... Promoted to the 53-man active roster on 11/7/20 ... Released on 11/9/20 ... Signed by Jacksonville to the practice squad on 11/10/20 ... Promoted to the 53-man active roster on 11/14/20

## PRO (GAMES PLAYED/STARTED - 17/4)

• Fourth-year safety has appeared in 17 games, starting four, collecting 28 tackles (21 solo) and four passes defended  
 • Has spent time with the N.Y. Jets (2016-18) and Miami (2019) before signing with the Jaguars prior to Week 13 in 2019

### 2020 (w/ JAX - 3/0)

• Spent training camp with the Jaguars before being released on Aug. 8 ... Re-signed to the practice squad on Sept. 17 ... Released on Oct. 5 ... Signed back to the practice squad on Oct. 6 ... Promoted to the 53-man active roster on Nov. 7 ... Released on Nov. 9 ... Signed back to the practice squad on Nov. 10 ... Promoted to the 53-man active roster on Nov. 14

- **10/3 at CIN:** Designated as a protected practice squad player and was elevated to the active/inactive list on Oct. 3 ... Saw action on special teams
- **10/25 at LAC:** Designated as a protected practice squad player and was elevated to the active/inactive list on Oct. 24 ... Saw action on special teams
- **11/15 at G.B.:** Saw action on special teams

### 2019 (w/ JAX - 2/0)

Appeared in two games on special teams and collected two tackles ... Was signed to Jacksonville's practice squad prior to Week 13 after spending the preseason with the N.Y. Jets and Weeks 3-12 in Miami ... Was promoted by Jacksonville from the practice squad to the active 53-man roster on Dec. 17 prior to Week 16

- **12/22 at ATL:** Made his Jaguars debut and saw action on special teams

### 2019 (w/ NYJ - 0/0, MIA - 1/0)

Spent the preseason with the N.Y. Jets before being waived and signed by Miami ... Saw action in one game for Miami before being released on Oct. 12 and then re-signed to the practice squad on Oct. 31

- **9/29 at LAC:** Saw action on defense and special teams

### 2018 (w/ NYJ - 7/4)

Logged career highs in tackles (22) and passes defended (three) after starting four of seven games before finishing the season on injured reserve

- **9/20 at CLE:** Posted a career-high 10 tackles (nine solo) and one pass defended

### 2017 (w/ NYJ - IR)

Missed the entire season after being placed on injured reserve with an injury suffered during training camp

### 2016 (w/ NYJ - 4/0)

Spent the final four weeks of the season on the active roster after joining the practice squad as an undrafted free agent following training camp ... Registered six tackles on defense, one pass defended and one TD on a kickoff recovery in the season finale

- **1/1 vs. BUF:** Returned a kickoff for a TD ... Became the first player since 1984 to score a touchdown on a kickoff recovery after the ball was not fielded and recovered by him in the end zone

## COLLEGE (AT APPALACHIAN STATE, 2011-15)

• Played in five seasons at Appalachian State where he tallied 173 tackles (113 solo), 16 passes defended, 9.5 tackles for loss, six INTs and two forced fumbles in 37 games  
 • Played and started in all 12 games in 2015, amassing 53 tackles on the season

and earning Honorable-Mention all-Sun Belt conference honors

• Started all 12 games at free safety in 2014 as a junior and was tied for third in the Sun Belt in INTs (four), ranked fourth in the conference in pass defenses (10) and tied for 24th in the league in total tackles (74) ... Earned First-Team all-Sun Belt conference honors

## PERSONAL

- Attended Parkland (Winston-Salem, N.C.) High School
- Full name is Douglas O'Neal Middleton, Jr.
- First cousin, **Greg Jones**, played fullback at Florida State and professionally with the Jaguars and the Houston Texans
- Created the 'Dream The Impossible' Initiative in 2017, to bring awareness to mental health, provide children a way to realize their dreams and also as a way to honor **A.J. Morrison**, his childhood friend who, after a struggle with severe depression, took his own life
- Has been active in criminal justice reform to mitigate the spread of COVID-19

## REGULAR SEASON STATISTICS

YEAR	TEAM	GP/GS	TKL	SOLO	ASST	SACKS	FF	FR	PD	INT
2016	NYJ	4/0	6	3	3	0.0	0	0	1	0
2017	NYJ					Injured reserve				
2018	NYJ	7/4	22	18	4	0.0	0	0	3	0
2019	JAX/MIA	3/0	0	0	0	0.0	0	0	0	0
2020	JAX	3/0	0	0	0	0.0	0	0	0	0
<b>NFL totals: 4 yrs.</b>		<b>17/4</b>	<b>28</b>	<b>21</b>	<b>7</b>	<b>0.0</b>	<b>0</b>	<b>0</b>	<b>4</b>	<b>0</b>

### Single Game Career Highs

#### Tackles:

10 (9/20/18 at CLE)


#### Passes defended:

1 (four times, last: 10/21/18 vs. MIN)

**Additional Statistics:** Seven special teams tackles

## 2020 GAME-BY-GAME STATISTICS

DATE	OPP	TKL	SOLO	ASST	SACKS	FF	FR	PD	INT
09/13	vs. Indianapolis								
09/20	at Tennessee								
09/24	vs. Miami								
10/04	at Cincinnati	0	0	0	0.0	0	0	0	0
10/11	at Houston								
10/18	vs. Detroit								
10/25	at L.A. Chargers	0	0	0	0.0	0	0	0	0
	BYE WEEK								
11/08	vs. Houston								
11/15	at Green Bay	0	0	0	0.0	0	0	0	0
11/22	vs. Pittsburgh								
11/29	vs. Cleveland								
12/06	at Minnesota								
12/13	vs. Tennessee								
12/20	at Baltimore								
12/27	vs. Chicago								
01/03	at Indianapolis								
<b>2020 totals:</b>		<b>0</b>	<b>0</b>	<b>0</b>	<b>0.0</b>	<b>0</b>	<b>0</b>	<b>0</b>	<b>0</b>



# GARDNER MINSHEW II



**POSITION:** QUARTERBACK  
**HT:** 6-1 | **WT:** 225 | **DOB:** 5-16-1996  
**COLLEGE:** WASHINGTON STATE  
**HOMETOWN:** BRANDON, MISSISSIPPI  
**ACQ:** 6TH ROUND (178TH) IN 2019 DRAFT  
**EXP:** 2ND YEAR



@GardnerMinshew5



@GardnerMinshew5

## TRANSACTIONS

Originally drafted by Jacksonville in the sixth round (178th overall) of the 2019 draft

## PRO (GAMES PLAYED/STARTED - 21/19)

- Has started 19 of 21 career games and has completed 461 of 737 passes (62.6 pct.) for 5,126 yards, 34 TDs and 11 INTs for a passer rating of 92.3
- His career passer rating of 92.3 is the highest in Jaguars history (min. 100 att.)
- His 21 passing TDs and 3,271 passing yards in 2019 were both the most by a rookie in franchise history
- Became the first rookie in NFL history with at least 230 yards passing per game, 20-plus TDs and fewer than 10 INTs
- Became the first player in franchise history to throw for at least 200 passing yards with a passer rating of at least 95.0 in five consecutive games (Weeks 1-5 in 2019)
- Joined QBs **Dan Marino** (1983), **Robert Griffin III** (2012) and **Dak Prescott** (2016) as the only players in NFL history to throw for at least 20 TDs with six-or-fewer INTs during their rookie season

## 2020 (w/ JAX - 7/7)

Named team captain as voted on by his teammates

- **9/13 vs. IND:** Completed 19 of 20 passes (95.0 comp. pct.) for 173 yards and three TDs for a passer rating of 142.3 ... Became the third player in NFL history to throw at least three TD passes and complete at least 95.0 percent of his passes in a single game, joining QBs **Drew Brees** and **Philip Rivers** ... He is the first player to ever throw at least three TD passes and complete at least 95.0 percent of his passes on Kickoff Weekend ... Set the Jaguars single-game record for completion percentage in game (min. five attempts)
- **9/20 at TEN:** Threw for 339 yards and three TDs on 30-of-45 passing, becoming the first quarterback in franchise history to throw for at least three TDs in three consecutive games dating back to Week 17 in 2019 ... Marked the third 300-yard performance of his career ... Completed at least three passes to eight different receivers
- **9/24 vs. MIA:** Completed 20 for 42 passes for 275 yards and one INT
- **10/4 at CIN:** Threw for 351 yards, two TDs and one INT on 27-of-40 passes for a passer rating of 101.1
- **10/11 at HOU:** Completed 31 for 49 passes for 301 yards and two TDs ... Completed 13 consecutive passes during the first and second quarters, the fourth-longest streak of consecutive passes completed in franchise history
- **10/18 vs. DET:** Completed 25 of 44 passes (56.8 comp. pct.) for 243 yards, one TD and one INT ... Added his first career rushing TD on a 6-yard scramble late in the third quarter
- **10/25 at LAC:** Completed 14 of 27 passes for 173 yards and two TDs
- **11/8 vs. HOU:** Inactive (right thumb)
- **11/15 at G.B.:** Inactive (right thumb)

## 2019 (w/ JAX - 14/12)

Saw action in 14 games, starting 12 and completed 285 of 470 passes (60.6 comp. pct.) for 3,271 yards, 21 TDs and six INTs during his rookie season ... His six wins and passer rating of 91.2 both led all NFL rookies (min. five pass attempts) while his passing yards (3,271) and TDs (21) ranked second among rookie quarterbacks ... Became the only rookie over the last 25 seasons to throw for at least eight TDs with zero INTs on the road

- **9/8 vs. K.C.:** Stepped in for injured QB **Nick Foles** in the first quarter, completing 22 of 25 passes (88.0 pct.) for 275 yards, two TDs and one INT for a passer rating of 122.5 ... His 275 passing yards were the most ever by a Jaguars player making his NFL debut and the fifth-most by a Jaguars rookie in a single game ... Completed his first 13 passes, becoming the first player in the last 40 years to complete their first 13 passes in their NFL debut ... His 88.0 completion percentage was the highest by any player with at least 15 pass attempts making their NFL debut in league history
- **9/15 at HOU:** Made his first career start at quarterback, completing 23 of 33 passes for 213 yards, one TD and a passer rating of 97.2 ... Also rushed six times for 56 yards (9.3 avg.) ... Became the only rookie in franchise history to throw for at least 200 passing yards in each of his first two career games played ... His 45 completions, 488 passing yards and three passing TDs were all the most by a Jaguars rookie through Week 2 in franchise history
- **9/19 vs. TEN:** Made his second career start, completing 20 of 30 passes (66.7 pct.) for 204 yards and two TDs for a passer rating of 108.2 ... Became the only rookie in franchise history to throw for at least 200 yards in each of his first three career games played
- **9/29 at DEN:** Started and completed 19 of 33 passes for 213 yards and two TDs and finished the game with a 97.2 passer rating ... Led the team down

the field late in the fourth quarter, setting up K **Josh Lambo** for the game-winning 33-yard FG, marking his first career game-winning drive ... Became the first rookie in franchise history to throw for at least 900 yards through Week 4

- **10/6 at CAR:** Completed 26 of 44 passes (59.1 pct.) for 374 yards and two TDs for a passer rating of 101.9 ... Set the franchise rookie record for passing yards in a single game (374) ... Became the sixth rookie in NFL history to throw for at least 370 yards and two TDs with zero INTs
- **10/20 at CIN:** Completed 15 of 32 passes for 255 yards and one TD for a passer rating of 85.8
- **10/27 vs. NYJ:** Completed 22 of 34 passes (64.7 comp. pct.) for 279 yards and three TDs for a passer rating of 119.6 ... Became the first Jaguars rookie to throw for at least three TDs in a single game in franchise history
- **11/3 vs. HOU:** Started at quarterback, completing 27 of 47 passes (57.4 comp. pct.) for 309 yards and two INTs for a passer rating of 59.6
- **12/1 vs. T.B.:** Entered the game in the second half, completing 16 of 27 passes (59.3 comp. pct.) for 147 yards, one TD and one INT
- **12/8 vs. LAC:** Started and completed 24 of 37 passes for 162 yards and one TD ... With his 15th TD pass of the season, a 12-yard TD pass to TE **Nick O'Leary** in the third quarter, Minshew set the franchise record for the most TD passes by a rookie in Jaguars history
- **12/15 at OAK:** Completed 17 of 29 passes for 201 yards and two TDs, including the go-ahead TD pass to WR **Chris Conley** with 0:31 remaining
- **12/29 vs. IND:** Completed 27 of 39 passes (69.2 comp. pct.) for 295 yards, three TDs and one INT, finishing with a passer rating of 106.2

## COLLEGE (AT WASHINGTON STATE, 2018)

- Graduated from East Carolina in December 2017 and enrolled at WSU in June 2018
- Finished fifth in the 2018 Heisman Trophy voting
- Won 2018 Johnny Unitas Golden Arm Award (nation's top senior of fourth-year junior QB) and was named a finalist for the Walter Camp Player of the Year and Davey O'Brien Award (nation's top QB)
- Named Pac-12 Conference Offensive Player of the Year and earned a spot on the All-Pac-12 First Team after leading the country in passing (367.6 yards per game)
- Set Pac-12 Conference and WSU single-season records in passing yards (4,779) and completions (468)

## PERSONAL

- Attended Brandon (Miss.) High School
- Son of **Flint** and **Kim Minshew**
- Flint played football at Millsaps College (Miss.) and was named to the MC Athletic Hall of Fame
- Kim played basketball at Mississippi State
- Has two younger sisters, Meredith and Callie, who is a volleyball student-athlete at Mississippi State
- Hosted the annual 'Shop With a Jaguar' holiday event in which local children from around the Jacksonville area were treated to a shopping spree
- Spent part of his 2020 offseason roadtripping from Jacksonville to Los Angeles in an RV
- Hosted players-only film review on Microsoft Teams during COVID self-quarantine



## REGULAR SEASON PASSING STATISTICS

YEAR	TEAM	P/S	COMP	ATT	PCT	YDS	AVG	TD	INT	SK	RTG
2019	JAX	14/12	285	470	60.6	3,271	7.0	21	6	33	91.2
2020	JAX	7/7	176	267	65.9	1,855	6.9	13	5	22	94.4
NFL totals: 2 yrs.		21/19	461	737	62.6	5,126	7.0	34	11	55	92.3

## Single Game Career Highs

**Passing completions:**  
31 (10/11/20 at HOU)

**Passing attempts:**  
49 (10/11/20 at HOU)

**Passing yards:**  
374 (10/6/19 at CAR)

**Passer rating:**  
142.3 (9/13/20 vs. IND)

## REGULAR SEASON RUSHING STATISTICS

YEAR	TEAM	ATT	YDS	AVG	LG	TD
2019	JAX	67	344	5.1	21	0
2020	JAX	25	122	4.8	16	1
NFL totals: 2 yrs.		92	466	5.1	21	1

## Single Game Career Highs

**Rushing attempts:**  
9 (10/20/19 at CIN)

**Rushing yards:**  
56 (9/15/19 at HOU)

**Rushing long:**  
21 (9/15/19 at HOU)

## 2020 GAME-BY-GAME PASSING STATISTICS

DATE	OPP	P/S	COMP	ATT	PCT	YDS	AVG	TD	INT	SK	RTG
09/13	vs. IND	1/1	19	20	95.0	173	8.7	3	0	4	142.3
09/20	at TEN	1/1	30	45	66.7	339	7.5	3	2	2	92.7
09/24	vs. MIA	1/1	30	42	71.4	275	6.5	0	1	4	79.0
10/04	at CIN	1/1	27	40	67.5	351	8.8	2	1	3	101.1
10/11	at HOU	1/1	31	49	63.3	301	6.1	2	0	3	94.0
10/18	vs. DET	1/1	25	44	56.8	243	5.5	1	1	1	70.5
10/25	at LAC	1/1	14	27	51.9	173	6.4	2	0	5	96.7
BYE WEEK											
11/08	vs. HOU					Inactive					
11/15	at G.B.					Inactive					
11/22	vs. PIT										
11/29	vs. CLE										
12/06	at MIN										
12/13	vs. TEN										
12/20	at BAL										
12/27	vs. CHI										
01/03	at IND										
2020 totals:		7/7	176	267	65.9	1,855	6.9	13	5	22	94.4

## 2019 GAME-BY-GAME PASSING STATISTICS

DATE	OPP	P/S	COMP	ATT	PCT	YDS	AVG	TD	INT	SK	RTG
9/08	vs. KC	1/0	22	25	88.0	275	11.0	2	1	1	122.5
9/15	at HOU	1/1	23	33	69.7	213	6.5	1	0	4	97.2
9/19	vs. TEN	1/1	20	30	66.7	204	6.8	2	0	0	110.6
9/29	at DEN	1/1	19	33	57.6	213	6.5	2	0	5	97.2
10/06	at CAR	1/1	26	44	59.1	374	8.5	2	0	2	101.9
10/13	vs. N.O.	1/1	14	29	48.3	163	5.6	0	1	2	51.4
10/20	at CIN	1/1	15	32	46.9	255	8.0	1	0	2	84.8
10/27	vs. NYJ	1/1	22	34	64.7	279	8.2	3	0	2	119.6
11/03	vs. HOU	1/1	27	47	57.4	309	6.6	0	2	3	59.6
BYE WEEK											
11/17	at IND					Did not play					
11/24	at TEN					Did not play					
12/01	vs. T.B.	1/0	16	27	59.3	147	5.4	1	1	2	71.1
12/08	vs. LAC	1/1	24	37	64.9	162	4.4	1	0	2	83.4
12/15	at OAK	1/1	17	29	58.8	201	6.9	2	0	2	102.8
12/22	at ATL	1/1	13	31	41.9	181	5.8	1	0	3	72.1
12/29	vs. IND	1/1	27	39	69.2	295	7.6	3	1	3	106.2
2019 totals:		14/12	285	470	60.6	3,271	7.0	21	6	33	91.2

## THE GARDNER MINSHAW II FILE

**On what fans should know about him:** I'm a grill master. Throw me on the grill, whatever you want, however you like it cooked, I'll get it done for you.

**On his hidden talents:** I'm very good at ping pong. I'm also really good at pool volleyball. I like doing woodworking, craftsman-type stuff.

**On his nickname while growing up:** I've had a few: G, Gard, Gard-dog, G-money


**On who is most responsible for getting him to the NFL:** My parents. I'd like to think they raised me right and made me who I am today.

**On what animal he would be:** Silverback gorilla because they live in families of 50-60. They make beds out of plants so they live pretty comfortably. They eat good food and swing from trees, so, yeah. I wanted to be Tarzan when I grew up.


**On what he would do if he didn't play football:** I used to want to be a cowboy.

**Best advice he ever received:** The only thing you can control is how hard you work.


## THE EVOLUTION OF THE 'STACHE




NWCC (2015)



ECU (2017)



WSU (2018)



JAX (2019)

**On the origins of the 'stache:** I've done weird facial hair stuff for a long time, but the 'stache caught on [at Washington State]. There were a bunch of us that were going to do it going into fall camp. We get about half way through it and everyone else quit on me. I was like, I'm going to do this longer than anybody and then it just caught on.

**On if he thought the cult status would develop:** Absolutely not. It's taken on a life of its own. *It calls the shots now. I'm just along for the ride.*

## FIRST-YEAR MILESTONES

QB Gardner Minshew II led all rookies in the NFL with six wins, a 92.1 QB rating and six games with at least a 100 QB rating in 2019. See below for how the sixth-round QB compared to his first-year counterparts.

QB WINS,  
ROOKIES, 2019, NFL

RK.	PLAYER (TEAM)	DRAFTED	GP	WINS
1.	QB Gardner Minshew II (JAX)	Sixth Round	14	6
2.	QB Kyler Murray (ARI)	First Round	16	5
3.	QB Drew Lock (DEN)	Second Round	5	4

QB RATING (MIN. 100 ATTEMPTS),  
ROOKIES, 2019, NFL

RK.	PLAYER (TEAM)	DRAFTED	ATT.	QBR
1.	QB Gardner Minshew II (JAX)	Sixth Round	470	91.2
2.	QB Drew Lock (DEN)	Second Round	156	89.7
3.	QB Daniel Jones (NYG)	First Round	459	87.7
4.	QB Kyler Murray (ARI)	First Round	542	87.4



**POSITION:** OFFENSIVE LINEMAN  
**HT:** 6-6 | **WT:** 325 | **DOB:** 10-25-1991  
**COLLEGE:** OHIO STATE  
**HOMETOWN:** CINCINNATI, OHIO  
**ACQ:** UNRESTRICTED FREE AGENT (CAR) 2018  
**EXP:** 7TH YEAR



@AndrewNorwell



@A\_Norwell68

## TRANSACTIONS

Originally drafted by Carolina as an undrafted rookie on 5/16/14 ... Signed as an unrestricted free agent by Jacksonville on 3/15/17 ... Placed on injured/reserve on 11/27/18

## PRO (GAMES PLAYED/STARTED - 91/90, 5/5)

- Has appeared in 90 games throughout his six-year career, making 89 starts
- Named Associated Press All-Pro First Team in 2017

### 2020 (w/ JAX - 9/9)

- **9/13 vs. IND:** Started at left guard and helped undrafted rookie RB **James Robinson** rush for 62 yards
- **9/20 at TEN:** Started at left guard and helped the team rush for 165 yards
- **9/24 vs. MIA:** Started at left guard
- **10/4 at CIN:** Started at left guard
- **10/11 at HOU:** Started at left guard
- **10/18 vs. DET:** Started at left guard
- **10/25 at LAC:** Started at left guard
- **11/8 vs. HOU:** Started at left guard
- **11/15 at G.B.:** Started at left guard

### 2019 (w/ JAX - 16/16)

Started all 16 games at left guard ... Part of an offensive line that helped RB **Leonard Fournette** gain 1,674 yards from scrimmage ... Fournette became the only Jaguars player since 2011 to post at least 1,500 scrimmage yards in a single season

- **9/29 at DEN:** Started at left guard, aiding in RB **Leonard Fournette's** career-high 225 yards rushing and an average of 7.1 yards per carry ... The team finished with 269 total net rushing yards, the second-most in franchise history
- **10/6 at CAR:** Started and helped RB **Leonard Fournette** eclipse the 100-yard mark in back-to-back games for the first time since Fournette's rookie season in 2017
- **10/20 at CIN:** Started at left guard, paving the way for RB **Leonard Fournette's** 131 yards rushing

### 2018 (w/ JAX - 11/11)

Appeared in 11 contests for the Jaguars, starting each contest at left guard

- **9/9 at NYG:** Started at left guard and helped the team rush for 137 yards in his Jaguars debut
- **9/16 vs. N.E.:** Started at left guard and was part of the unit that did not allow a sack
- **9/30 vs. NYJ:** Started at left guard and helped the team rush for 126 yards
- **11/11 at IND:** Started at left guard and did not allow a sack while playing all 75 offensive plays
- **11/18 vs. PIT:** Started at left guard and helped the team rush for 179 yards

### 2017 (w/ CAR - 16/16, 1/1)

Led an offensive line that paved the way for the NFL's fourth-ranked ground attack to rush for 2,102 yards (131.3 rushing yards per game) ... Part of a unit that allowed just 35 sacks on the season

### 2016 (w/ CAR - 16/16)

Started at left guard for the first time in his career and was the team's only offensive lineman to start all 16 games at the position in which he opened the season ... Carolina boasted the 10th-ranked rushing attack and averaged 113.4 yards per game ... Contributed to a Panthers offense that averaged a 31:44 time of possession, the third-highest mark in team history

### 2015 (w/ CAR - 13/13, 3/3)

Started 13 regular season games and all three postseason contests, including Super Bowl 50 vs. Denver ... Helped the team set a franchise-record and NFL-leading 500 points scored

### 2014 (w/ CAR - 10/9, 2/2)

Opened holes for the Panthers to rank seventh in the NFL in rushing, including a league-leading 975 yards over the last five games

## COLLEGE (AT OHIO STATE, 2010-13)

- Played in 50 games with 39 starts at Ohio State
- Three-time All-Big Ten Conference selection

## PERSONAL

- Attended Anderson (Cincinnati, Ohio) High School
- Started the Andrew Norwell Foundation which focuses on feeding children in Ohio, North Carolina and Florida
- Hosted 250 children from the Boys and Girls Club of Northeast Florida to a Thanksgiving feast during the 'Turkey Time With the O-Line' event in 2019
- Recently adopted a sheepadoodle puppy named Yogi the Bear with his wife, Brooke ... The couple married during the 2020 offseason

33



# DARE OGUNBOWALE



**POSITION:** RUNNING BACK  
**HT:** 5-10 | **WT:** 205 | **DOB:** 5-4-1994  
**COLLEGE:** WISCONSIN  
**HOMETOWN:** MILWAUKEE, WISCONSIN  
**ACQ:** FREE AGENT 2020  
**EXP:** 3RD YEAR



@DG023\_



@dareogunbowale

## OVERVIEW

Originally signed by Houston as an undrafted free agent on 4/30/17 ... Waived on 9/2/17 ... Signed by Tampa Bay to the practice squad on 11/30/17 ... Signed by Washington to the practice squad on 12/13/17 ... Promoted to the 53-man roster on 12/23/17 ... Waived by Washington on 3/6/18 ... Signed by Tampa Bay on 4/2/18 ... Waived on 9/2/18 ... Signed by Tampa Bay to the practice squad on 10/29/18 ... Promoted to the 53-man roster on 11/13/18 ... Waived on 11/30/18 ... Signed by Tampa Bay to the practice squad on 12/4/18 ... Waived on 9/4/20 ... Signed by Jacksonville on 9/9/20 ... Pronounced **DAR-ay OH-gun-buh-WALL-ay**

## PRO (GAMES PLAYED/STARTED - 28/0)

- Third-year running back has played in 28 games with Washington, Tampa Bay, and Jacksonville, totaling 11 rushing attempts for 17 yards and 36 receptions for 291 yards
- Has also spent time on the practice squads in Tampa Bay and Washington

### 2020 (w/ JAX - 8/0)

Leads the Jaguars with seven special teams tackles in 2020

- **9/13 vs. IND:** Inactive
- **9/20 at TEN:** Made his Jaguars debut on special teams
- **9/24 vs. MIA:** Led the team with two special teams tackles
- **10/4 at CIN:** Saw action on special teams
- **10/11 at HOU:** Tallied one special teams tackle
- **10/18 vs. DET:** Saw action on special teams
- **10/25 at LAC:** Saw action at running back and on special teams ... Posted two special teams tackles
- **11/8 vs. HOU:** Saw action at running back and on special teams
- **11/15 at G.B.:** Posted one reception for 5 yards and two special teams tackles

### 2019 (w/ T.B. - 16/0)

Played in all 16 games for the first time in his career and posted his first career rushing attempts (11) and receptions (35) ... Also served as the team's special teams captain

### 2018 (w/ T.B. - 2/0)

Spent time on the practice squad in Tampa Bay before making his season debut on **11/18 at NYG**

### 2017 (w/ WAS - 2/0)

Played in two games in Washington in addition to spending time in training camp with Houston and on the practice squads in Tampa Bay and Washington

## COLLEGE (AT WISCONSIN, 2013-16)

- Played in four seasons in Madison, Wisc. after redshirting in 2012
- Rushed for 1,518 yards and 13 TDs in 49 career games ... Also caught 60 passes for 507 yards and two TDs
- Began career as a walk-on defensive back before transitioning to running back in 2014

## PERSONAL

- Attended Marquette High School (Milwaukee, Wisc.)
- Son of Yolanda and Gregory
- Sister, Arike, played college basketball at Notre Dame, where she was named the Most Outstanding Player of the Irish's 2018 national title run after hitting game-winning baskets in both the Final Four semifinal and national championship games ... Arike was drafted

## REGULAR SEASON STATISTICS


YEAR	TEAM	GP/GS	RUSHING					RECEIVING				
			NO	YDS	AVG	LG	TD	NO	YDS	AVG	LG	TD
2017	WAS	2/0	0	0	0.0	0	0	0	0	0.0	0	0
2018	T.B.	2/0	0	0	0.0	0	0	0	0	0.0	0	0
2019	T.B.	16/0	11	17	1.5	12	0	35	286	8.2	21	0
2020	JAX	8/0	0	0	-	-	0	1	5	5.0	5	0
NFL totals: 3 yrs. 28/0			11	17	1.5	12	0	36	291	8.1	21	0

## 2020 GAME-BY-GAME STATISTICS

DATE	OPP	RUSHING					RECEIVING				
		NO	YDS	AVG	LG	TD	NO	YDS	AVG	LG	TD
09/13	vs. IND	Inactive									
09/20	at TEN	0	0	-	-	0	0	0	-	-	0
09/24	vs. MIA	0	0	-	-	0	0	0	-	-	0
10/04	at CIN	0	0	-	-	0	0	0	-	-	0
10/11	at HOU	0	0	-	-	0	0	0	-	-	0
10/18	vs. DET	0	0	-	-	0	0	0	-	-	0
10/25	at LAC	0	0	-	-	0	0	0	-	-	0
BYE WEEK											
11/08	vs. HOU	0	0	-	-	0	0	0	-	-	0
11/15	at G.B.	0	0	-	-	0	1	5	5.0	5	0
11/22	vs. PIT										
11/29	vs. CLE										
12/06	at MIN										
12/13	vs. TEN										
12/20	at BAL										
12/27	vs. CHI										
01/03	at IND										
2020 totals:		0	0	-	-	0	1	5	5.0	5	0

**Additional statistics:** seven special teams tackles





**POSITION:** TIGHT END  
**HT:** 6-4 | **WT:** 245 | **DOB:** 1-14-1992  
**COLLEGE:** ILLINOIS STATE  
**HOMETOWN:** NAPERVILLE, ILLINOIS  
**ACQ:** WAIVERS (NEW ENGLAND) 2017  
**EXP:** 6TH YEAR



@JOShaughnessy80



@Joshaughnessy88

## OVERVIEW

Originally drafted by Kansas City in the fifth round (173rd overall) in the 2015 NFL Draft ... Traded to New England with a 2017 sixth-round draft selection (216th overall) in exchange for a 2017 fifth-round draft selection (183rd overall) on 4/29/17 ... Waived by New England on 9/2/17 ... Claimed off waivers by Jacksonville on 9/3/17... Re-signed by Jacksonville on 3/21/19 ... Placed on injured reserve by Jacksonville on 10/9/19 ... Pronounced **oh-SEAN-uh-see**

## PRO (GAMES PLAYED/STARTED - 67/30, 4/2)

Has appeared in 67 games, making 30 starts, over six seasons, recording 76 receptions for 758 yards and three TDs

### 2020 (w/ JAX - 9/9)

- **9/13 vs. IND:** Started at tight end and posted one reception for no gain
- **9/20 at TEN:** Started at tight end and recorded four receptions for 40 yards
- **9/24 vs. MIA:** Started at tight end and tallied three receptions for 29 yards
- **10/4 at CIN:** Started at tight end and posted one reception for 26 yards
- **10/11 at HOU:** Started at tight end and tallied three receptions for 20 yards
- **10/18 vs. DET:** Started at tight end
- **10/25 at LAC:** Started at tight end and recorded three receptions for 32 yards
- **11/8 vs. HOU:** Started at tight end and posted one reception for 9 yards

### 2019 (w/ JAX - 5/5)

Started in the first five games of the season before suffering a season-ending knee injury in Week 5 at Carolina ... Totaled 14 receptions for 153 yards (10.9 rec. avg.) and two TDs

- **9/19 vs. TEN:** Started and caught two passes for 18 yards and one TD
- **9/29 at DEN:** Started and hauled in his only reception for an 18-yard TD, his second consecutive game with a receiving TD
- **10/6 at CAR:** Started and recorded three receptions for 57 yards (19.0 avg.) before exiting the game with a knee injury

### 2018 (w/ JAX - 14/9)

Recorded career-highs in receptions (24) and receiving yards (214)

- **11/11 at IND:** Started and tied for the team-lead with five receptions for 46 yards, including a 4-yard reception from P **Logan Cooke** on a fake field goal, which set up RB **Leonard Fournette's** receiving TD

### 2017 (w/ JAX - 16/1, 3/2)

Appeared in all 16 games and recorded 14 receptions for 149 yards and one TD

- **12/3 vs. IND:** Recorded one reception for 29 yards on a fake punt from P **Brad Nortman**
- **12/24 at S.F.:** Recorded five receptions for 39 yards and his first career TD
- **1/14 at PIT:** Recorded one reception for 19 yards in the AFC Divisional round

### 2016 (w/ K.C. - 16/3, 1/0)

Appeared in all 16 games, making three starts and recorded two receptions

### 2015 (w/ K.C. - 7/3)

Appeared in seven games, making three starts and recorded six receptions for 87 yards ... Was placed on injured reserve on 11/17/15

## COLLEGE (AT ILLINOIS STATE, 2010-14)

- Played in 49 games with 37 starts, totaling 67 receptions for 1,170 yards and 14 TDs
- Earned Second-Team All-Missouri Valley Football Conference honors as a senior after totaling 29 receptions for 544 yards and nine TDs

## PERSONAL

- Attended Naperville North (Ill.) High School
- Three-year letterman
- Engaged to Ava in the 2020 offseason

## REGULAR SEASON STATISTICS

YEAR	TEAM	GP/GS	NO	YDS	AVG	LG	TD
2015	K.C.	7/3	6	87	14.5	30	0
2016	K.C.	16/3	2	-1	-0.5	0	0
2017	JAX	16/1	14	149	10.6	29	1
2018	JAX	14/9	24	214	8.9	17	0
2019	JAX	5/5	14	153	10.9	35	2
2020	JAX	9/9	16	156	9.8	26	0
NFL totals: 6 yrs.		67/30	76	758	10.0	35	3

### Single Game Career Highs

#### Receptions:

5 (twice, last: 11/11/18 at IND)

#### Receiving yards:

57 (10/6/19 at CAR)

#### Receiving TDs:

1 (three times, last: 9/29/19 at DEN)

#### Receiving long:

35 (10/6/19 at CAR)

## POSTSEASON CAREER STATISTICS

YEAR	TEAM	GP/GS	NO	YDS	AVG	LG	TD
2016	K.C.	1/0	0	0	0.0	-	0
2017	JAX	3/2	2	23	11.5	19	0
NFL totals: 6 yrs.		4/2	2	23	11.5	19	0

## 2020 GAME-BY-GAME STATISTICS

DATE	OPP	REC	YDS	AVG.	LG	TD
09/13	vs. Indianapolis	1	0	0.0	0	0
09/20	at Tennessee	4	40	8.0	13	0
09/24	vs. Miami	3	29	9.7	12	0
10/04	at Cincinnati	1	26	26.0	26	0
10/11	at Houston	3	20	6.7	8	0
10/18	vs. Detroit	0	0	-	-	0
10/25	at L.A. Chargers	3	32	10.7	22	0
BYE WEEK						
11/08	vs. Houston	1	9	9.0	9	0
11/15	at Green Bay	0	0	-	-	0
11/22	vs. Pittsburgh					
11/29	vs. Cleveland					
12/06	at Minnesota					
12/13	vs. Tennessee					
12/20	at Baltimore					
12/27	vs. Chicago					
01/03	at Indianapolis					
2020 totals:		16	156	9.8	26	0



22



# DEVINE OZIGBO



**POSITION:** RUNNING BACK  
**HT:** 6-0 | **WT:** 225 | **DOB:** 10-2-1996  
**COLLEGE:** NEBRASKA  
**HOMETOWN:** SACHSE, TEXAS  
**ACQ:** WAIVERS (NEW ORLEANS) 2019  
**EXP:** 2ND YEAR



@TrulyDevine\_22

## TRANSACTIONS

Originally signed by New Orleans as an undrafted rookie on 5/6/19 ... Waived by New Orleans on 8/31/19 ... Claimed off waivers by Jacksonville on 9/1/19

## PRO (GAMES PLAYED/STARTED - 12/0)

• Second-year running back appeared in 10 games during his rookie year

### 2020 (w/ JAX - 1/0)

Spent the offseason and training camp in Jacksonville before being placed on injured reserve on Sept. 10 ... Designated for return on Oct. 14 ... Placed on active 53-man roster on Oct. 24

- **10/25 at LAC:** Saw action on special teams in season debut and posted two special teams tackles
- **11/8 vs. HOU:** Inactive (hamstring)
- **11/15 at G.B.:** Inactive (hamstring)

### 2019 (w/ JAX - 10/0)

Appeared in 10 games during his rookie campaign, rushing nine times for 27 yards while hauling in three receptions for 23 yards ... Spent the offseason with New Orleans before being claimed off waivers by Jacksonville prior to Week 1

- **10/6 at CAR:** Appeared in his first career NFL game, seeing action on special teams
- **11/3 vs. HOU:** Saw action on offense and special teams, collecting his first career special teams tackle
- **12/29 vs. IND:** Saw action at running back, rushing nine times for 27 yards while hauling in three passes for 23 yards

## COLLEGE (AT NEBRASKA, 2015-18)

- Was a three-year starter for Nebraska, playing in 41 games with 20 starts and finishing his college career with 419 carries for 2,196 yards (5.2 avg.) and 21 TDs, while also adding 49 receptions for 488 yards (10.0 avg.)
- In 2018, appeared in 12 games and was Nebraska's leading rusher with 155 carries for 1,082 yards (7.0 avg.) and 12 rushing TDs, earning Third-Team All-Big Ten recognition
- Appeared in 10 games in 2017 and was Nebraska's leading rusher with 129 carries for 493 yards (3.8 avg.) and three TDs, earning Honorable-Mention All-Big Ten honors

## PERSONAL

- Attended Sachse (Texas) High School where he earned First-Team All-District 11 honors in the 5A ranks for his outstanding play as a senior
- Ranked among the nation's top 60 RBs by Rivals.com, 247 Sports and ESPN
- Participated in track, helping the school earn a top-five district finish in 2014

## REGULAR SEASON STATISTICS

YEAR	TEAM	GP/GS	RUSHING					RECEIVING				
			NO	YDS	AVG	LG	TD	NO	YDS	AVG	LG	TD
2019	JAX	10/0	9	27	3.0	9	0	3	23	7.7	12	0
2020	JAX	2/0	0	0	0.0	0	0	0	0	0.0	0	0
NFL totals: 2 yrs. 12/0			9	27	3.0	9	0	3	23	7.7	12	0

### Single Game Career Highs

#### Rushing attempts:

9 (12/29/19 vs. IND)

#### Rushing yards:

27 (12/29/19 vs. IND)

#### Receptions:

3 (12/29/19 vs. IND)

#### Receiving yards:

23 (12/29/19 vs. IND)


**Additional Statistics:** four special teams tackles - two in 2019 and two in 2020

## 2020 GAME-BY-GAME STATISTICS

DATE	OPP	RUSHING					RECEIVING				
		NO	YDS	AVG	LG	TD	NO	YDS	AVG	LG	TD
09/13	vs. IND										Injured reserve
09/20	at TEN										Injured reserve
09/24	vs. MIA										Injured reserve
10/04	at CIN										Injured reserve
10/11	at HOU										Injured reserve
10/18	vs. DET										Injured reserve
11/25	at LAC	0	0	0.0	0	0	0	0	0.0	0	0
BYE WEEK											
11/08	vs. HOU										Inactive
11/15	at G.B.										Inactive
11/22	vs. PIT										
11/29	vs. CLE										
12/06	at MIN										
12/13	vs. TEN										
12/20	at BAL										
12/27	vs. CHI										
01/03	at IND										
2020 totals:		0	0	0.0	0	0	0	0	0.0	0	0



76



# WILL RICHARDSON JR.



**POSITION:** OFFENSIVE LINEMAN  
**HT:** 6-6 | **WT:** 306 | **DOB:** 1-4-1996  
**COLLEGE:** NORTH CAROLINA STATE  
**HOMETOWN:** BURLINGTON, NORTH CAROLINA  
**ACQ:** FOURTH ROUND (129TH) OF 2018 DRAFT  
**EXP:** 3RD YEAR



@Will\_MadlyLoved



@Will\_MadlyLoved

## TRANSACTIONS

Originally drafted by Jacksonville in the fourth round (129th overall) of the 2018 draft ... Placed on injured reserve on 10/20/18

## PRO (GAMES PLAYED - 24/2)

• Third-year offensive lineman who has seen action at guard and tackle

### 2020 (w/ JAX - 9/0)

- **9/13 vs. IND:** Saw action on special teams
- **9/20 at TEN:** Saw action on special teams
- **9/24 vs. MIA:** Saw action on special teams and subbed in at left tackle in the fourth quarter for OL **Cam Robinson**
- **10/4 at CIN:** Saw action on special teams and replaced OL **Cam Robinson** (knee) at left tackle in the fourth quarter
- **10/11 at HOU:** Saw action on special teams
- **10/18 vs. DET:** Saw action on special teams
- **10/25 at LAC:** Saw action on special teams
- **11/8 vs. HOU:** Saw action on the offensive line and on special teams
- **11/15 at G.B.:** Saw action on the offensive line and on special teams

### 2019 (w/ JAX - 15/2)

Saw action in 15 games, starting two at left tackle for injured OL **Cam Robinson** during Weeks 1-2

- **9/8 vs. K.C.:** Made his NFL debut with a start at left tackle
- **9/29 at DEN.:** Saw action at right guard, rotating with OL **A.J. Cann** and aiding in RB **Leonard Fournette's** career-high 225 yards rushing and average of 7.1 yards per carry ... The team finished with 269 total net rushing yards, the second-most in franchise history
- **10/6 at CAR:** Saw 45 snaps at right guard helping RB **Leonard Fournette** eclipse the 100-yard mark in back-to-back games for the first time since Fournette's rookie season in 2017

### 2018 (w/ JAX - 0/0)

Inactive for the first five games of the season, before being active in Week 6 but not playing ... Placed on injured reserve on Oct. 20

## COLLEGE (AT NORTH CAROLINA STATE, 2014-17)

- Appeared in 34 games with 32 starts at offensive tackle for the Wolfpack
- Started all 11 games and was named Second-Team All-ACC by the league and the Atlantic Coast Sports Media Association in 2017 and was part of an offensive line that ranked second in the Power 5 in sacks allowed
- Did not allow a sack during his senior season in 2017

## PERSONAL

- Attended Cummings (Burlington, N.C.) High School, where he was a two-time Burlington Times-News All-Region Selection
- Special talents includes beat boxing
- Started a podcast in the Summer of 2020 called "The Sideline Story" and has interviewed several teammates







**POSITION:** OFFENSIVE LINEMAN  
**HT:** 6-6 | **WT:** 320 | **DOB:** 10-9-1995  
**COLLEGE:** ALABAMA  
**HOMETOWN:** WEST MONROE, LOUISIANA  
**ACQ:** SECOND ROUND (34TH) OF 2017 DRAFT  
**EXP:** 4TH YEAR



@CRobinson\_68



@\_CRob68

## TRANSACTIONS

Drafted by Jacksonville in the second round (34th overall) of the 2017 draft on choice obtained from Seattle for Jaguars' second-round (35th) and sixth-round (187th overall) picks ... Placed on injured/reserve on 9/17/18

## PRO (GAMES PLAYED/STARTED - 40/40, 3/3)

• Fourth-year offensive lineman who has started in all 38 games in which he has appeared at left tackle

### 2020 (w/ JAX - 9/9)

- **9/13 vs. IND:** Started at left tackle and helped undrafted rookie RB **James Robinson** rush for 62 yards
- **9/20 at TEN:** Started at left tackle and helped the team rush for 165 yards
- **9/24 vs. MIA:** Started at left tackle prior to leaving the game due to disqualification
- **10/4 at CIN:** Started at left tackle and left the game with a knee injury
- **10/11 at HOU:** Started at left tackle
- **10/18 vs. DET:** Started at left tackle
- **10/25 at LAC:** Started at left tackle
- **11/8 vs. HOU:** Started at left tackle
- **11/15 at G.B.:** Started at left tackle

### 2019 (w/ JAX - 14/14)

Saw action and started in 14 games at left tackle after missing the first two weeks of the season with a knee injury ... Part of an offensive line that helped RB **Leonard Fournette** gain 1,674 yards from scrimmage ... Fournette became the only Jaguars player since 2011 to post at least 1,500 scrimmage yards in a single season ... Winner of the 2019 Ed Block Courage Award

- **9/29 at DEN:** Started and aided in RB **Leonard Fournette's** career-high 225 yards rushing and an average of 7.1 yards per carry ... The team finished with 269 total net rushing yards, the second-most in franchise history
- **10/6 at CAR:** Started at left tackle, helping RB **Leonard Fournette** eclipse the 100-yard mark in back-to-back games for the first time since Fournette's rookie season in 2017

### 2018 (w/ JAX - 2/2)

Started in the first two games of the season before having his 2018 campaign end early due to a knee injury

- **9/9 at NYG:** Started at left tackle and helped the team rush for 137 yards
- **9/16 vs. N.E.:** Started at left tackle, but left the game in the first quarter with a knee injury and did not return

### 2017 (w/ JAX - 15/15, 3/3)

Part of an offensive line that helped the team lead the league in rushing for the first time in franchise history and allowed a franchise-low 24 sacks

- **9/10 at HOU:** Made his NFL debut and started at left tackle and helped pave the way for the team to rush for 155 yards ... Did not allow a sack
- **9/24 vs. BAL:** Started and helped the team rush for 166 yards
- **10/8 at PIT:** Started at left tackle and helped the team rush for 231 yards
- **1/14 at PIT:** Started and helped the team rush for 164 yards and did not allow a sack

## COLLEGE (AT ALABAMA, 2014-16)

- Started all 43 games at left tackle during his three seasons in Tuscaloosa
- Paved the way for 28 100-yard rushing performances
- Unanimous All-American and Outland Trophy winner, given annually to the nation's top interior lineman on offense or defense and in 2015
- Named First-Team All-SEC by both the conference coaches and the Associated Press
- Earned Freshman All-American honors by Sporting News and the Football Writers Association of America

## PERSONAL

- Played at West Monroe (Louisiana) High School for Head Coach **Jerry Arledge**
- Parade Magazine All-American
- First-Team All-USA selection by the USA Today
- Rated as the No. 2 player in the nation by Scout.com
- ESPN rated him the No. 1 offensive tackle, No. 2 player in the state and No. 2 prospect in the ESPN 300



30



# JAMES ROBINSON



**POSITION:** RUNNING BACK  
**HT:** 5-9 | **WT:** 219 | **DOB:** 8-9-1998  
**COLLEGE:** ILLINOIS STATE  
**HOMETOWN:** ROCKFORD, ILLINOIS  
**ACQ:** ROOKIE FREE AGENT 2020  
**EXP:** ROOKIE



@Robinson\_Jamess



@james\_robinson25

## TRANSACTIONS

Originally signed by Jacksonville as a rookie free agent on April 28, 2020

## PRO (GAMES PLAYED/STARTED - 9/9)

• Rookie running back made the initial 53-man roster after signing with the teams as a rookie free agent

### 2020 (w/ JAX - 9/9)

His 917 scrimmage yards through nine games are the most scrimmage yards by an undrafted rookie through the first 10 weeks of a season in NFL history

• **9/13 vs. IND:** Became the first undrafted rookie running back to start on Kickoff Weekend since 1990 ... Rushed 16 times for 62 yards and added one reception for 28 yards ... His 90 scrimmage yards were the sixth-most ever by an undrafted rookie on Kickoff Weekend

• **9/20 at TEN:** Rushed 16 times for 102 yards (6.4 avg.) and his first NFL TD ... Added three receptions for 18 yards ... Became the second undrafted rookie since 1988 to post at least 100 scrimmage yards and a rushing TD in his first or second career game (Colts RB **James Mungro**, 11/10/02)

• **9/24 vs. MIA:** Caught six passes for 83 yards and rushed 11 times for 46 yards and two TDs

• **10/4 at CIN:** Started at running back and gained 75 rushing yards on 17 carries and 32 receiving yards on four receptions ... Posted his third consecutive game with at least 100 yards from scrimmage

• **10/11 at HOU:** Rushed 13 times for 48 yards and posted five receptions for 22 yards

• **10/18 vs. DET:** Totaled 53 scrimmage yards (29 rushing, 24 receiving) and caught his first career receiving TD on a 14-yard pass from QB **Gardner Minshew II**

• **10/25 at LAC:** Posted 137 scrimmage yards (119 rushing, 18 receiving), one rushing TD and one receiving TD, including a 4-yard TD run and a 9-yard TD catch

• **11/8 vs. HOU:** Finished with 25 rushes for 99 yards, surpassing RB **Phillip Lindsay** for the most scrimmage yards by an undrafted rookie through the first nine weeks of a season in NFL history ... Scored his seventh TD of the season on a 1-yard plunge, which tied RB **Samkon Gado** (2005) and RB **James Mungro** (2002) for the most TDs in NFL history by an undrafted rookie through their first eight career games.

• **11/15 at G.B.:** Produced his third 100-yard rushing game of the season, finishing with 109 yards on 23 carries ... Added two receptions for 3 yards

## COLLEGE (AT ILLINOIS STATE, 2016-19)

• Played in 46 games and finished career ranked No. 2 in the ISU record books in rushing yards (4,444), rushing TDs (44), all-purpose yards (5,218) and total TDs scored (46)

• Accumulated 136 total yards (80 rushing, 56 receiving) at the East-West Shrine Bowl, including a 63-yard rushing TD

• Named a consensus First-Team FCS All-American after leading the MVFC in rushing yards (1,899), yards per game (126.6) and TDs (16) in 2019

• Named Phil Steele First-Team All-American selection in 2018 after leading the MVC with 1,290 rushing yards and scoring 13 TDs

• Played in 11 games with the Redbirds in 2017 and ranked second in the MVFC and No. 11 in the FCS in rushing TDs (12) and third in the MVFC in yards (933)

• Appeared in nine games as a freshman, making two starts and rushed for 322 yards

## PERSONAL

• Four-year starter at Lutheran (Rockford, Ill.) High School, where he was also a standout in basketball

## REGULAR SEASON STATISTICS

YEAR	TEAM	GP/GS	RUSHING					RECEIVING					
			NO	YDS	AVG	LG	TD	NO	YDS	AVG	LG	TD	
2020	JAX	9/9	155	689	4.4	39	5	29	228	7.9	28	2	
NFL totals: 1 yr.			9/9	155	689	4.4	39	5	29	228	7.9	28	2

## 2020 GAME-BY-GAME STATISTICS

DATE	OPP	RUSHING					RECEIVING				
		NO	YDS	AVG	LG	TD	NO	YDS	AVG	LG	TD
09/13	vs. IND	16	62	3.9	12	0	1	28	28.0	28	0
09/20	at TEN	16	102	6.4	39	1	3	18	6.0	6	0
09/24	vs. MIA	11	46	4.2	11	2	6	83	13.8	24	0
10/04	at CIN	17	75	4.4	14	0	4	32	8.0	14	0
10/11	at HOU	13	48	3.7	14	0	5	22	4.4	7	0
10/18	vs. DET	12	29	2.4	8	0	4	24	6.0	14	1
10/25	at LAC	22	119	5.4	22	1	4	18	4.5	9	1
BYE WEEK											
11/08	vs. HOU	25	99	4.0	12	1	0	0	-	-	0
11/15	at G.B.	23	109	4.7	20	0	2	3	1.5	2	0
11/22	vs. PIT										
11/29	vs. CLE										
12/06	at MIN										
12/13	vs. TEN										
12/20	at BAL										
12/27	vs. CHI										
01/03	at IND										
2020 totals:		155	689	4.4	39	5	29	228	7.9	28	2





## JOE SCHOBERT



**POSITION:** LINEBACKER  
**HT:** 6-1 | **WT:** 245 | **DOB:** 11-6-93  
**COLLEGE:** WISCONSIN  
**HOMETOWN:** WAUKESHA, WISCONSIN  
**ACQ:** UNRESTRICTED FREE AGENT (CLE) 2020  
**EXP:** 5TH YEAR



@TheSchoGoesOn53



@TheSchoGoesOn

## TRANSACTIONS

Originally drafted by Cleveland in the fourth round (99th overall) of the 2016 NFL Draft ... Signed as an unrestricted free agent by Jacksonville on 4/15/20

## PRO (GAMES PLAYED/STARTED - 70/58)

• Fifth-year linebacker who has appeared in 70 games and career totals include 465 tackles (284 solo), 21 passes defended, 18 tackles for loss, 9.0 sacks, seven forced fumbles and seven INTs  
 • Since 2017, Schobert's 440 tackles are the third-most in the NFL

## 2020 (w/ JAX - 9/9)

- **9/13 vs. IND:** Started at linebacker and tallied eight tackles, including one for loss, in his Jaguars debut
- **9/20 at TEN:** Started at linebacker and made 10 tackles (six solo)
- **9/24 vs. MIA:** Started at linebacker and collected eight tackles, including one tackle for loss
- **10/4 at CIN:** Started at linebacker and made seven tackles
- **10/11 at HOU:** Started at linebacker and made four tackles
- **10/18 vs. DET:** Tallied 10 tackles and one INT ... Became the first Jaguars player to record at least 10 tackles and one INT in a single game since LB Myles Jack achieved the feat on Sept. 9, 2019 at NYG
- **10/25 at LAC:** Started at linebacker and led the team with nine tackles, including one tackle for loss
- **11/8 vs. HOU:** Started at linebacker and made six tackles, including a half-sack
- **11/15 at G.B.:** Started at linebacker and tied for the team lead with nine tackles

## 2019 (w/ CLE - 16/16)

Started all 16 games and registered a team-leading 133 tackles and two forced fumbles ... Posted career highs in passes defended (nine) and INTs (four) ... Only player in the NFL in 2019 to tally at least 130 tackles and at least four INTs ... Recorded five games with double-digit tackles

- **9/16 at NYJ:** Totaled 13 tackles and one forced fumble in a 23-3 victory
- **9/29 at BAL.:** Recorded a team-leading 16 tackles and 1.0 sack
- **11/14 at PIT.:** Totaled 10 tackles, four passes defended and a career-high two INTs
- **11/24 vs. MIA.:** Earned AFC Defensive Player of the Week and became the sixth linebacker in NFL history and first since 2005 to have at least two INTs in consecutive games ... Recorded four tackles, four passes defended and two INTs

## 2018 (w/ CLE - 13/13)

Played in 13 games and recorded 103 tackles, six passes defended, 3.0 sacks, two forced fumbles, two fumble recoveries and one INT

- **9/20 vs. NYJ:** Totaled seven tackles, two passes defended and intercepted QB Sam Darnold with fewer than two minutes remaining to secure the win
- **9/30 at OAK:** Registered a season-high 14 tackles and 1.0 sack
- **10/7 vs. BAL.:** Tallied nine tackles, two passes defended and one forced fumble
- **12/23 vs. CIN:** Recorded three tackles, 1.0 sack and one forced fumble

## 2017 (w/ CLE - 16/16)

Selected to the Pro Bowl after playing every defensive snap and finishing second in the NFL with 142 tackles ... Started all 16 games at middle linebacker and added four passes defended, 3.0 sacks, three forced fumbles and one INT

- **10/29 vs. MIN:** Tallied 12 tackles (11 solo), one forced fumble and one INT on the Vikings' opening drive to set up a Browns TD
- **11/19 vs. JAX:** Tallied 11 tackles and one forced fumble
- **11/26 at CIN:** Registered a season-high-tying 13 tackles (10 solo)
- **12/3 at LAC:** Posted 12 tackles and a strip-sack on QB Phillip Rivers

## 2016 (w/ CLE - 16/4)

Played in 16 games as a rookie and totaled 16 tackles on defense and a team-leading 12 special teams tackles

## COLLEGE (AT WISCONSIN, 2012-15)

- Played in 45 career games (28 starts) at Wisconsin and amassed 172 tackles, 13.5 sacks and seven forced fumbles
- Earned All-American honors in 2015 and was named the team MVP after totaling 79 tackles, 9.5 sacks and five forced fumbles
- Started all 14 games as a junior, recording 69 tackles, seven passes defended,

two forced fumbles and one fumble recovery

- Played in all 13 games as a sophomore in 2013 and made one start and tallied 24 tackles, three passes defended and 1.0 sack
- Played in five games as a freshman in 2012
- Majored in forest science

## PERSONAL

- He and his wife, Megan, welcomed their first son, Simon, in March of 2020
- The family has one dog, Loui. A lab, great dane, terrier and chow chow mix, Loui was named because he was originally a rescue dog from Louisiana following flooding in the area.
- Is a skilled dunker and won the Wisconsin Football Coaches Association All-Star Game dunk contest after a between-the-legs throw down
- Favorite band is One Republic and favorite TV shows are Parks and Recreation and the Office
- Knows how to juggle and enjoys fishing and golfing

## REGULAR SEASON STATISTICS

YEAR	TEAM	GP/GS	TKL	SOLO	ASST	SACKS	FF	FR	PD	TFL	INT
2016	CLE	16/4	16	11	5	0.5	0	0	1	1	0
2017	CLE	16/16	142	85	57	3.0	3	0	4	4	1
2018	CLE	13/13	103	57	46	3.0	2	2	6	3	1
2019	CLE	16/16	133	89	44	2.0	2	1	9	7	4
2020	JAX	9/9	71	42	29	0.5	0	0	1	3	1
NFL totals: 5 yrs.		70/58	465	284	181	9.0	7	3	21	18	7

## Single Game Career Highs

## Tackles:

16 (9/29/19 at BAL)

## Tackles for loss:

2 (three times; last: 11/14/19 vs. PIT)

## Forced fumbles:

1 (seven times; last: 11/3/19 at DEN)

## Fumble recoveries:

2 (9/9/18 vs. PIT)

## Passes defended:

4 (two times; last: 11/24/19 vs. MIA)

## Interceptions:

2 (two times; last: 11/24/19 vs. MIA)

Additional Statistics: 10 special teams tackles

## 2020 GAME-BY-GAME STATISTICS

DATE	OPP	TKL	SOLO	ASST	SACKS	FF	FR	PD	TFL	INT
09/13	vs. Indianapolis	8	5	3	0.0	0	0	0	1	0
09/20	at Tennessee	10	6	4	0.0	0	0	0	0	0
09/24	vs. Miami	8	6	2	0.0	0	0	0	1	0
10/04	at Cincinnati	7	3	4	0.0	0	0	0	0	0
10/11	at Houston	4	3	1	0.0	0	0	0	0	0
10/18	vs. Detroit	10	7	3	0.0	0	0	1	0	1
10/25	at L.A. Chargers	9	3	6	0.0	0	0	0	1	0
BYE WEEK										
11/08	vs. Houston	6	5	1	0.5	0	0	0	0	0
11/15	at Green Bay	9	4	5	0.0	0	0	0	0	0
11/22	vs. Pittsburgh									
11/29	vs. Cleveland									
12/06	at Minnesota									
12/13	vs. Tennessee									
12/20	at Baltimore									
12/27	vs. Chicago									
01/03	at Indianapolis									
2020 totals:		71	42	29	0.5	0	0	1	3	1



# JOSIAH SCOTT



**POSITION:** CORNERBACK  
**HT:** 5-9 | **WT:** 185 | **DOB:** 4-5-1999  
**COLLEGE:** MICHIGAN STATE  
**HOMETOWN:** HAMILTON, OHIO  
**ACQ:** FOURTH ROUND (137TH) IN 2020 DRAFT  
**EXP:** ROOKIE



@JosiahScott7



@JosiahScott22

## OVERVIEW

Originally drafted by Jacksonville in the fourth round (137th overall) in the 2020 draft

## PRO (GAMES PLAYED/STARTED - 1/0)

### 2020 (w/ JAX - 1/0)

- **9/13 vs. IND:** Dressed but did not play
- **9/20 at TEN:** Inactive
- **9/24 vs. MIA:** Inactive
- **10/4 at CIN:** Inactive
- **10/11 at HOU:** Active but did not play
- **10/18 vs. DET:** Active but did not play
- **10/25 at LAC:** Saw action at cornerback in NFL debut and made one tackle
- **11/8 vs. HOU:** Inactive
- **11/15 at G.B.:** Active but did not play

## COLLEGE (AT MICHIGAN STATE, 2017-19)

- Three-year letterwinner played in 30 career games, all starting assignments at cornerback
- Closed his career ranked tied for 12th in MSU history with 32 passes defended
- Recorded 98 tackles, including two for losses ... Added two forced fumbles and one fumble recovery
- Member of the team's Eagles Leadership Council
- Elected for forgo his senior season to enter the 2020 draft

### 2019 (junior at Michigan State - 13)

Started all 13 games at cornerback and earned All-Big Ten Second Team by the media and honorable mention by the coaches ... Named MSU's winner of the Jim Adams Award for the team's unsung hero on defense ... Tied for second in the Big Ten with a team- and career-high three INTs ... Led the Spartans with 11 passes defended

- **10/5 vs. Ohio State:** Totaled a career-high 12 tackles and added an INT that he returned for 34 yards

## HIGH SCHOOL (AT FAIRFIELD H.S., 2012-15)

- Recorded 48 tackles, 10 passes defended, five INTs, four tackles for loss, three blocked punts, two defensive TDs, two fumble recoveries and one forced fumble as a senior
- Named to The Associated Press 2016 Division I All-Ohio Team (special mention)

## PERSONAL

- Son of **Oliver** and **Danielle Scott**
- Was nicknamed "The Gnat" in college for his ball-hawking tendencies
- Fourth member of his family to play college football
- His brothers, **Isaiah** and **Joshua**, helped Mount Union win a Division III National Championship in 2012
- His brother, **Elijah**, was a linebacker on the 2017 Division III National Championship team at Mount Union

## REGULAR SEASON STATISTICS

YEAR	TEAM	GP/GS	TKL	SOLO	ASST	SACKS	FF	FR	PD	INT
2020	JAX	1/0	1	1	0	0.0	0	0	0	0
NFL totals: 1 yr.		1/0	1	1	0	0.0	0	0	0	0

## 2020 GAME-BY-GAME STATISTICS

DATE	OPP	TKL	SOLO	ASST	SACKS	FF	FR	PD	INT
09/13	vs. Indianapolis								Did not play
09/20	at Tennessee								Inactive
09/24	vs. Miami								Inactive
10/04	at Cincinnati								Inactive
10/11	at Houston								Did not play
10/18	vs. Detroit								Did not play
10/25	at L.A. Chargers	1	1	0	0.0	0	0	0	0
	BYE WEEK								
11/08	vs. Houston								Inactive
11/15	at Green Bay								Active but did not play
11/22	vs. Pittsburgh								
11/29	vs. Cleveland								
12/06	at Minnesota								
12/13	vs. Tennessee								
12/20	at Baltimore								
12/27	vs. Chicago								
01/03	at Indianapolis								
2020 totals:		1	1	0	0.0	0	0	0	0



# TYLER SHATLEY



**POSITION:** OFFENSIVE LINEMAN  
**HT:** 6-3 | **WT:** 310 | **DOB:** 5-5-1991  
**COLLEGE:** CLEMSON  
**HOMETOWN:** ICARD, NORTH CAROLINA  
**ACQ:** ROOKIE FREE AGENT 2014  
**EXP:** 6TH YEAR



@Tyler\_Shatley



@Tyler.Shatley

## TRANSACTIONS

Originally signed by Jacksonville as an undrafted rookie on 5/12/14 ... Re-signed with Jacksonville on 3/29/19

### PRO (GAMES PLAYED/STARTED - 87/19, 3/0)

- Sixth-year veteran has appeared in 87 games and made 19 starts during his six-year career
- Was one of three undrafted rookies to make the opening day roster in 2014

#### 2020 (w/ JAX - 9/4)

- **9/13 vs. IND:** Saw action on special teams
- **9/20 at TEN:** Saw action at center, replacing OL **Brandon Linder** after he left the game with a knee injury in the third quarter, and on special teams ... Helped the team rush for 165 yards
- **9/24 vs. MIA:** Started at center for OL **Brandon Linder** (knee)
- **10/4 at CIN:** Started at center for OL **Brandon Linder** (knee)
- **10/11 at HOU:** Saw action on special teams
- **10/18 vs. DET:** Saw action on special teams
- **10/25 at LAC:** Started at right guard for OL **A.J. Cann** (shoulder) and saw action on special teams
- **11/8 vs. HOU:** Saw action on special teams
- **11/15 at G.B.:** Started at center for OL **Brandon Linder** (back)

#### 2019 (w/ JAX - 16/0)

Appeared in all 16 games, primarily assisting on special teams

#### 2018 (w/ JAX - 16/7)

Stepped in as the starting center after OL **Brandon Linder** was placed on injured reserve prior to Week 11

- **11/11 at IND:** Saw action at center in relief of Linder beginning in the third quarter and did not allow a sack while playing 38 offensive plays
- **11/18 vs. PIT:** Started at center and helped the team rush for 179 yards after taking over for Linder
- **11/25 at BUF:** Started at center and helped the team rush for 226 yards

#### 2017 (w/ JAX - 16/4, 3/0)

Part of an offensive line that helped the team lead the league in rushing for the first time in franchise history and allowed a franchise-low 24 sacks

- **11/5 vs. CIN:** Started at center and helped the team rush for 149 yards ... Part of a unit that did not allow a sack for the third time this season
- **11/12 vs. LAC:** Saw extensive action at left guard and helped the team rush for 135 yards and served as the team's long snapper on FGs after LS **Matt Overton** exited the game with a shoulder injury ... Snapped for the game-tying and game-winning FGs

#### 2016 (w/ JAX - 16/4)

Made two starts at center and two at left guard while seeing action in all 16 games

- **9/25 vs. BAL:** Started at center and played in all 66 offensive snaps
- **1/1 at IND:** Started at left guard, helping the team rush for 182 yards

#### 2015 (w/ JAX - 13/0)

Saw action in 13 games, primarily on special teams

#### 2014 (w/ JAX - 1/0)

Earned spot on opening day roster after joining club as a rookie free agent ... Was inactive for 15 games

- **11/9 vs. DAL:** Made NFL debut and played right guard for the entire second half

## COLLEGE (AT CLEMSON 2009-13)

- Began his career as a fullback for the Tigers, before moving to the defensive line in 2010 and the offensive line in the spring of 2012
- Played in 51 games with 27 starts
- Started 25 games on offense over his final two seasons and registered 60 knockdowns on 1,776 snaps
- As a senior in 2013, was a team captain and earned Third-Team All-ACC honors
- As a junior in 2013, named a Strength & Conditioning All-American by the NSCA
- Graduated with a degree in civil engineering

10



# LAVISKA SHENAULT JR.



**POSITION:** WIDE RECEIVER  
**HT:** 6-1 | **WT:** 227 | **DOB:** 10-5-1998  
**COLLEGE:** COLORADO  
**HOMETOWN:** DESOTO, TEXAS  
**ACQ:** SECOND ROUND (42ND) OF 2020 NFL DRAFT  
**EXP:** ROOKIE



@Viska2Live



@HunchoViska

## OVERVIEW

Originally drafted by Jacksonville in the second round (42nd overall) of the 2020 draft ... Pronounced *Lu-visk-uh Shuh-nault*

## PRO (GAMES PLAYED/STARTED - 8/7)

### 2020 (w/ JAX - 8/7)

- **9/13 vs. IND:** Started at wide receiver in his NFL debut and posted three receptions for 37 yards and one TD ... Only rookie wide receiver to catch a TD pass in Week 1
- **9/20 at TEN:** Totaled 72 scrimmage yards (37 rushing and 35 receiving) on eight touches (five rushes and three receptions)
- **9/24 vs. MIA:** Posted 33 receiving yards on five receptions
- **10/4 at CIN:** Started at wide receiver and tallied five receptions for 86 yards ... Added one rush for 5 yards
- **10/11 at HOU:** Started at wide receiver and led the team with seven receptions for 79 yards
- **10/18 vs. DET:** Tallied three receptions for 10 yards and added one rush for 1 yard
- **10/25 at LAC:** Posted three receptions for a team-leading 44 yards, including a season-long 36-yard catch
- **11/8 vs. HOU:** Posted one reception before exiting the game with a hamstring injury
- **11/15 at G.B.:** Inactive (hamstring)

## COLLEGE (AT COLORADO, 2017-19)

- Declared for the draft following his junior season after appearing in 32 games and catching 149 career passes for 1,943 yards and 10 TDs ... Added 42 rushes for 280 yards and seven TDs
- Finished his career ranked eighth in school history in all-time receptions (149) and 11th in all-time receiving yards (1,943)
- Scored a rushing and receiving TD in the same game five times during his career becoming the only player in school history to score two rushing TDs and two receiving TDs in the same game
- Totaled eight 100-yard receiving games, the fifth-most in school history
- Earned the Zach Jordan Award twice (2018 and 2019), presented annually to the school's most valuable player

## PERSONAL

- Played at DeSoto (Texas) High School and caught 46 passes for 825 yards and nine TDs as a senior
- Has grown his hair as a tribute to his father, Laviska Sr., who died when he was 10 years old
- Said his goal as an NFL player is to be a mix of **Larry Fitzgerald**, **Julio Jones** and **Jarvis Landry**
- Favorite musical artist is **Lil Baby**
- Represented by Klutch Sports, the same agency as LeBron James
- Favorite movie is the Kingsman and is very interested in film
- Other hobbies include video games, Sudoku and pick-up basketball games
- Spent time volunteering in high school to honor local veterans
- His cousin, Khari Harden, played two seasons (2013-14) at Auburn

## REGULAR SEASON STATISTICS

YEAR	TEAM	GP/GS	RUSHING					RECEIVING					
			NO	YDS	AVG	LG	TD	NO	YDS	AVG	LG	TD	
2020	JAX	8/7	11	54	4.9	14	0	30	323	10.8	36	1	
NFL totals: 1 yr.			8/7	11	54	4.9	14	0	30	323	10.8	36	1

## 2020 GAME-BY-GAME STATISTICS

DATE	OPP	RUSHING					RECEIVING				
		NO	YDS	AVG	LG	TD	NO	YDS	AVG	LG	TD
09/13	vs. IND	2	10	5.0	5	0	3	37	12.3	18	1
09/20	at TEN	5	37	7.4	14	0	3	35	11.7	14	0
09/24	vs. MIA	1	1	1.0	1	0	5	33	6.6	16	0
10/04	at CIN	1	5	5.0	5	0	5	86	17.2	28	0
10/11	at HOU	0	0	-	-	0	7	79	11.3	25	0
10/18	vs. DET	1	1	1.0	1	0	3	10	3.3	4	0
10/25	at LAC	1	0	0.0	0	0	3	44	14.7	36	0
BYE WEEK											
11/08	vs. HOU	0	0	-	-	0	1	-1	-1.0	-1	0
11/15	at G.B.	Inactive									
11/22	vs. PIT										
11/29	vs. CLE										
12/06	at MIN										
12/13	vs. TEN										
12/20	at BAL										
12/27	vs. CHI										
01/03	at IND										
2020 totals:		11	54	4.9	14	0	30	323	10.8	36	1







**POSITION:** DEFENSIVE LINE  
**HT:** 6-3 | **WT:** 264 | **DOB:** 3-2-1995  
**COLLEGE:** ILLINOIS  
**HOMETOWN:** GROVEPORT, OHIO  
**ACQ:** THIRD ROUND (68TH) OF 2017 DRAFT  
**EXP:** 4TH YEAR



@BigSmoot\_94



@BigSmoot\_94

## OVERVIEW

Originally drafted by Jacksonville in the third round (68th overall) of the 2017 draft ... Pronounced **duh-WAHN**

## PRO (GAMES PLAYED/STARTED - 49/1, 3/0)

Fourth-year defensive lineman has played in 49 career games, amassing 47 tackles (34 solo), 11 tackles for loss and 7.5 sacks

### 2020 (w/ JAX - 9/1)

- **9/13 vs. IND:** Saw action on the defensive line and recorded one quarterback hit
- **9/20 at TEN:** Saw action on the defensive line and tallied one tackle
- **9/24 vs. MIA:** Saw action on the defensive line
- **10/4 at CIN:** Saw action on the defensive line and made three tackles
- **10/11 at HOU:** Earned his first career start at defensive end and collected two tackles, including 1.0 sack ... One of his three pressures helped force CB Sidney Jones IV's second-quarter INT
- **10/18 vs. DET:** Posted two tackles at defensive end
- **10/25 at LAC:** Saw action at defensive end and posted two tackles, including a half-sack, and two quarterback hits
- **11/8 vs. HOU:** Saw action at defensive end and posted two tackles and one quarterback hit
- **11/15 at G.B.:** Saw action at defensive end

### 2019 (w/ JAX - 16/0)

Appeared in all 16 games, amassing career highs with 17 tackles (12 solo), 6.0 sacks and one fumble recovery

- **9/19 vs. TEN:** Posted three tackles (two solo) including his first two career sacks
- **12/22 at ATL:** Saw action at defensive end and notched 1.0 sack
- **12/29 vs. IND:** Posted two tackles, 1.0 sack and one fumble recovery

### 2018 (w/ JAX - 8/0)

- **11/11 at IND:** Made his season debut and recorded one tackle
- **12/2 vs. IND:** Saw action on the defensive line, posting two tackles (one solo)
- **12/16 vs. WAS:** Recorded one tackle for loss

### 2017 (w/ JAX - 16/0, 3/0)

- **9/10 at HOU:** Made his NFL debut and recorded one solo tackle
- **9/24 vs. BAL:** Saw action at defensive end and recorded two solo tackles
- **11/19 at CLE:** Recorded two tackles (one solo) and assisted on one special teams tackle
- **11/26 at ARI:** Recorded two solo tackles and two solo special teams tackles

## COLLEGE (AT ILLINOIS, 2013-16)

- Finished his career with 24 straight starts
- Tied for sixth in Illinois history with 38.5 tackles for a loss and eighth with 16.5 career sacks
- Named team captain as a senior, starting all 12 games at defensive tackle and totaled 56 tackles, 15 for a loss, 10 QB pressures, 5.0 sacks, two forced fumbles and one pass defended
- Recorded 8.0 sacks in his junior year

## PERSONAL

- Goes by "D.J."
- Attended Groveport Madison (Ohio) High School
- In his final two seasons, totaled 204 tackles, 24.0 sacks, five forced fumbles, four passes defended and one fumble recovery
- Earned defensive MVP at Madison his junior and senior years
- Has his own personal YouTube channel, 'Smoot TV', that chronicles his NFL journey on and off the field

## REGULAR SEASON STATISTICS

YEAR	TEAM	GP/GS	TKL	SOLO	ASST	SACKS	FF	FR	PD	TFL
2017	JAX	16/0	15	11	4	0.0	0	0	0	2
2018	JAX	8/0	4	3	1	0.0	0	0	0	1
2019	JAX	16/0	17	12	5	6.0	0	1	0	6
2020	JAX	9/1	11	8	3	1.5	0	0	0	2
NFL totals: 4 yrs.		49/1	47	34	13	7.5	0	1	0	11

### Single Game Career Highs

#### Tackles:

3 (9/19/19 vs. TEN)

#### Sacks:

2.0 (9/19/19 vs. TEN)

#### Tackles for loss:

2 (9/19/19 vs. TEN)

#### Fumble recoveries:

1 (12/29/19 vs. IND)

## POSTSEASON CAREER STATISTICS

YEAR	TEAM	GP/GS	TKL	SOLO	ASST	SACKS	FF	FR	PD	TFL
2017	JAX	3/0	0	0	0	0.0	0	0	0	0
NFL totals: 4 yrs.		3/0	0	0	0	0.0	0	0	0	0

## 2020 GAME-BY-GAME STATISTICS

DATE	OPP	TKL	SOLO	ASST	SACKS	FF	FR	PD	TFL
09/13	vs. Indianapolis	0	0	0	0.0	0	0	0	0
09/20	at Tennessee	1	1	0	0.0	0	0	0	0
09/24	vs. Miami	0	0	0	0.0	0	0	0	0
10/04	at Cincinnati	3	3	0	0.0	0	0	0	0
10/11	at Houston	2	2	0	1.0	0	0	0	2
10/18	vs. Detroit	2	1	1	0.0	0	0	0	0
10/25	at L.A. Chargers	2	1	1	0.5	0	0	0	0
BYE WEEK									
11/08	vs. Houston	1	0	1	0.0	0	0	0	0
11/15	at Green Bay	0	0	0	0.0	0	0	0	0
11/22	vs. Pittsburgh								
11/29	vs. Cleveland								
12/06	at Minnesota								
12/13	vs. Tennessee								
12/20	at Baltimore								
12/27	vs. Chicago								
01/03	at Indianapolis								
2020 totals:		11	8	3	1.5	0	0	0	2

75



# JAWAAN TAYLOR



**POSITION:** OFFENSIVE LINEMAN  
**HT:** 6-5 | **WT:** 312 | **DOB:** 11-25-1997  
**COLLEGE:** FLORIDA  
**HOMETOWN:** COCOA, FLORIDA  
**ACQ:** SECOND ROUND (35TH) OF 2019 DRAFT  
**EXP:** 2ND YEAR



@Jawaan\_Taylor74



@Jawaan.

## TRANSACTIONS

Originally drafted by Jacksonville in the second round (35th overall) of the 2019 draft

## PRO (GAMES PLAYED/STARTED - 25/25)

Second-year offensive lineman started all 25 games at right tackle and earned PFF All-Rookie Team honors in 2019

### 2020 (w/ JAX - 9/9)

- **9/13 vs. IND:** Started at right tackle and helped undrafted rookie RB **James Robinson** rush for 62 yards
- **9/20 at TEN:** Started at right tackle and helped the team rush for 165 yards
- **9/24 vs. MIA:** Started at right tackle
- **10/4 at CIN:** Started at right tackle
- **10/11 at HOU:** Started at right tackle
- **10/18 vs. DET:** Started at right tackle
- **10/25 at LAC:** Started at right tackle
- **11/8 vs. HOU:** Started at right tackle
- **11/15 at G.B.:** Started at right tackle

### 2019 (w/ JAX - 16/16)

Started in all 16 games, becoming the first Jaguars rookie on offense to start in all 16 games since OL **Maurice Williams** in 2001 ... Part of an offensive line that helped RB **Leonard Fournette** gain 1,674 yards from scrimmage ... Fournette became the only Jaguars player since 2011 to post at least 1,500 scrimmage yards in a single season

- **9/8 vs. K.C.:** Started at right tackle in his NFL debut
- **9/19 vs. TEN:** Started at right tackle and played all 54 offensive snaps
- **9/29 at DEN:** Started and helped RB **Leonard Fournette** gain a career-high 225 yards rushing and an average of 7.1 yards per carry ... The team averaged 269 total net rushing yards, the second-most in franchise history
- **10/6 at CAR:** Started at right tackle, helping RB **Leonard Fournette** eclipse the 100 yard mark in back-to-back games for the first time since his rookie season in 2017
- **10/20 at CIN:** Started at right tackle, paving the way for RB **Leonard Fournette's** 131 yards rushing



## COLLEGE (AT FLORIDA, 2016-18)


- Did not miss a game in his three-year career for the Gators, playing in all 37 games with 35 starts (33 at RT, 2 at LT)
- Was part of a Gator offensive line in 2018 that allowed 18 sacks, the 20th-fewest in the NCAA and third-fewest in the SEC, garnering Second-Team All-SEC accolades from Athlon Sports
- Declared for the NFL Draft following his junior season

## PERSONAL

- Attended Cocoa (Fla.) High School
- Member of the 2015 Florida Class 4A First Team All-State
- As a senior, helped his team to a 10-3 record and reach the Class 4A State Semifinals
- Son of Robert and **Wendy Taylor**
- Learned to play the drums in church
- Avid fisherman and caught a 400 lb. goliath grouper while fishing in 2020



20



# DANIEL THOMAS



**POSITION:** SAFETY  
**HT:** 5-10 | **WT:** 215 | **DOB:** 7-1-1998  
**COLLEGE:** AUBURN  
**HOMETOWN:** MONTGOMERY, ALABAMA  
**ACQ:** 5TH ROUND (157TH) OF THE 2020 DRAFT  
**EXP:** ROOKIE



@Gamechanger021



@Daniel\_dt21

## OVERVIEW

Originally drafted by Jacksonville in the fifth round (157th overall) of the 2020 draft

## PRO (GAMES PLAYED/STARTED - 9/1)

### 2020 (w/ JAX - 9/1)

- **9/13 vs. IND:** Saw action on special teams in his NFL debut and made one special teams tackle
- **9/20 at TEN:** Recorded one special teams tackle
- **9/24 vs. MIA:** Saw action on special teams
- **10/4 at CIN:** Saw action on special teams
- **10/11 at HOU:** Saw action at strong safety after S **Josh Jones** exited the game at the beginning of the third quarter and tied for the team lead with seven tackles
- **10/18 vs. DET:** Saw action on special teams
- **10/25 at LAC:** Saw action at safety, posting one tackle, and on special teams, blocking a punt and returning it 16 yards for a third-quarter TD ... Was the first Jaguars player to score on a blocked punt since CB **Mike Harris** on Dec. 12, 2012
- **11/8 vs. HOU:** Saw action at safety and on special teams, posting one special teams tackle
- **11/15 at G.B.:** Earned his first career start at strong safety and collected eight tackles

## COLLEGE (AT AUBURN, 2016-19)

- Played 51 games at Auburn during his four-year career, amassing 199 tackles (124 solo), 13 passes defended, 9.0 tackles for loss, five INTs, three forced fumbles and two fumble recoveries
- Two-year starter at safety who was also a team captain during his senior campaign in 2019

### 2019 (senior at Auburn - 13)

Tied a career high with 74 tackles and posted a career-best 5.5 tackles for loss ... Led the team in tackles in three contests (**9/7 vs. Tulane**, **9/28 vs. Mississippi State** and **11/2 vs. Ole Miss**)

- **10/26 at LSU:** Tied a career-high 12 tackles against the top-ranked Tigers
- **1/1/20 vs. Minnesota:** Posted five tackles, including one tackle for loss, in the 2020 Outback Bowl

## PERSONAL

- Attended Robert E. Lee (Alabama) High School, where he recorded 87 tackles, seven INTs, five tackles for loss, three punt return TDs and two INT returns for a TD
- Also played basketball, track and tennis
- Son of **Regina** and **Stanley Thomas**
- Has three brothers: **Davy**, **Mario** and **Joshua**
- Received the 2019 Hard-Fighting Soldier Award for his leadership in Fellowship of Christian Athletes amid adversity


## REGULAR SEASON STATISTICS

YEAR	TEAM	GP/GS	TKL	SOLO	ASST	SACKS	FF	FR	PD	INT
2020	JAX	9/1	16	13	3	0.0	0	0	0	0
NFL totals: 1 yr.		9/1	16	13	3	0.0	0	0	0	0

## 2020 GAME-BY-GAME STATISTICS

DATE	OPP	TKL	SOLO	ASST	SACKS	FF	FR	PD	INT
09/13	vs. Indianapolis	0	0	0	0.0	0	0	0	0
09/20	at Tennessee	0	0	0	0.0	0	0	0	0
09/24	vs. Miami	0	0	0	0.0	0	0	0	0
10/04	at Cincinnati	0	0	0	0.0	0	0	0	0
10/11	at Houston	7	7	0	0.0	0	0	0	0
10/18	vs. Detroit	0	0	0	0.0	0	0	0	0
10/25	at L.A. Chargers	1	1	0	0.0	0	0	0	0
BYE WEEK									
11/08	vs. Houston	0	0	0	0.0	0	0	0	0
11/15	at Green Bay	8	5	3	0.0	0	0	0	0
11/22	vs. Pittsburgh								
11/29	vs. Cleveland								
12/06	at Minnesota								
12/13	vs. Tennessee								
12/20	at Baltimore								
12/27	vs. Chicago								
01/03	at Indianapolis								
2020 totals:		16	13	3	0.0	0	0	0	0

**Additional statistics:** three special teams tackles and one blocked punt returned for a TD



# BRANDON WATSON



**POSITION:** SAFETY  
**HT:** 5-11 | **WT:** 198 | **DOB:** 7-11-1995  
**COLLEGE:** MICHIGAN  
**HOMETOWN:** WILMINGTON, DELAWARE  
**ACQ:** PRACTICE SQUAD (JAX) 2019  
**EXP:** 2ND YEAR



@Brandon\_Watson\_28

## TRANSACTIONS

Signed by Jacksonville as an undrafted rookie on 5/10/19 ... Waived by Jacksonville on 8/31/19 ... Signed by Jacksonville to the practice squad on 9/1/19 ... Promoted to Jacksonville's 53-man roster on 10/30/19

## PRO (GAMES PLAYED/STARTED - 17/1)

• Second-year safety has played in 17 games, primarily on special teams, after being activated to the 53-man roster prior to Week 9 during his rookie season

### 2020 (w/ JAX - 9/1)

- **9/13 vs. IND:** Saw action on special teams
- **9/20 at TEN:** Tallied one special teams tackle
- **9/24 vs. MIA:** Saw action at safety, collecting three tackles, and also appeared on special teams
- **10/4 at CIN:** Saw action at safety and on special teams
- **10/11 at HOU:** Saw action primarily on special teams
- **10/18 vs. DET:** Saw action at safety, posting five tackles, after Jarrod Wilson left the game with a hamstring injury and on special teams
- **10/25 at LAC:** Earned his first career start at free safety and made a career-high seven tackles
- **11/8 vs. HOU:** Saw action at cornerback and on special teams
- **11/15 at G.B.:** Collected one special teams tackle

### 2019 (w/ JAX - 8/0)

Saw action in eight games during his rookie campaign ... Notched one defensive tackle and four special teams tackles ... Spent Weeks 1-8 on Jacksonville's practice squad before being activated to the 53-man roster prior to Week 9

- **11/3 vs. HOU:** Made his NFL debut, playing 19 snaps on special teams
- **12/29 vs. IND:** Saw action on defense and special teams, tallying one defensive tackle and one tackle on special teams

## COLLEGE (AT MICHIGAN, 2015-18)

- Appeared in 51 games for Michigan, totaling 79 tackles, 18 passes defended and three INTs (two returned for a TD)
- Played in all 13 games at defensive back and contributed on special teams in 2018, amassing a total of 38 tackles and returned two of his three interceptions for TDs
- One of four players in program history with multiple INTs returned for touchdowns

## PERSONAL

- Attended Eastern (Elkton, Md.) Christian Academy

## REGULAR SEASON STATISTICS

YEAR	TEAM	GP/GS	TKL	SOLO	ASST	SACKS	FF	FR	PD	INT
2019	JAX	8/0	1	1	0	0.0	0	0	0	0
2020	JAX	9/1	15	9	6	0.0	0	0	0	0
NFL totals: 2 yrs.		17/1	16	10	6	0.0	0	0	0	0

**Additional Statistics:** Four special teams tackles in 2019; two in 2020

## 2020 GAME-BY-GAME STATISTICS

DATE	OPP	TKL	SOLO	ASST	SACKS	FF	FR	PD	INT
09/13	vs. Indianapolis	0	0	0	0.0	0	0	0	0
09/20	at Tennessee	0	0	0	0.0	0	0	0	0
09/24	vs. Miami	3	1	2	0.0	0	0	0	0
10/04	at Cincinnati	0	0	0	0.0	0	0	0	0
10/11	at Houston	0	0	0	0.0	0	0	0	0
10/18	vs. Detroit	5	4	1	0.0	0	0	0	0
10/25	at L.A. Chargers	7	4	3	0.0	0	0	0	0
BYE WEEK									
11/08	vs. Houston	0	0	0	0.0	0	0	0	0
11/15	at Green Bay	0	0	0	0.0	0	0	0	0
11/22	vs. Pittsburgh								
11/29	vs. Cleveland								
12/06	at Minnesota								
12/13	vs. Tennessee								
12/20	at Baltimore								
12/27	vs. Chicago								
01/03	at Indianapolis								
2020 totals:		15	9	6	0.0	0	0	0	0

**Additional statistics:** two special teams tackles





# QUINCY WILLIAMS



**POSITION:** LINEBACKER  
**HT:** 5-11 | **WT:** 225 | **DOB:** 8-28-1996  
**COLLEGE:** MURRAY STATE  
**HOMETOWN:** BIRMINGHAM, ALABAMA  
**ACQ:** THIRD ROUND (98TH) OF 2019 DRAFT  
**EXP:** 2ND YEAR



@QuincyWilliams\_



@TheQuincyWilliams

## TRANSACTIONS

Originally drafted by Jacksonville in the third round (98th overall) of the 2019 draft ... Placed on injured reserve by Jacksonville on 12/11/19 ... Activated to the 53-man roster from the reserve/injured-designated for return list on 10/10/20

## PRO (GAMES PLAYED/STARTED - 16/8)

Second-year linebacker has played in 16 games with eight starts

### 2020 (w/ JAX - 5/0)

Sustained a core muscle injury during training camp and was placed on injured reserve following final roster reductions ... Was designated for return from the reserve/injured list on Sept. 30 ... Activated to 53-man roster from reserve/injured-designated to return on Oct. 10

- **10/11 at HOU:** Saw action on special teams in his season debut
- **10/18 vs. DET:** Saw action at linebacker, collecting two tackles, and on special teams
- **10/25 at LAC:** Saw action at linebacker and posted seven tackles, including one tackle for loss, and his first career pass defended
- **11/8 vs. HOU:** Saw action on special teams
- **11/15 at G.B.:** Saw action on special teams

### 2019 (w/ JAX - 11/8)

Appeared in 11 games during his rookie campaign, starting eight and tallied 48 tackles (30 solo), including two tackles for loss ... Season was cut short after being placed on injured reserve on Dec. 11 due to a season-ending knee injury suffered in Week 11 against the L.A. Chargers

- **9/8 vs. K.C.:** Made his NFL debut with a start at linebacker, registering four tackles and one tackle for loss
- **9/15 at HOU:** Started at linebacker and led the team with eight tackles
- **9/19 vs. TEN:** Started at linebacker, amassing eight tackles (four solo)
- **9/29 at DEN:** Started and posted eight tackles (four solo)
- **11/24 at TEN:** Started at weakside linebacker, contributing six tackles (four solo), including one tackle for loss

## COLLEGE (AT MURRAY STATE, 2015-18)

- Played in 43 games at Murray State and registered 231 tackles (142 solo), 18 tackles for loss, nine passes defended, three forced fumbles, three INTs and one fumble recovery
- Earned First-Team All-Ohio Valley Conference honors as a senior in 2018, recording a team-leading 111 tackles (78 solo), 9.5 tackles for loss, six passes defended, two INTs and two forced fumbles ... Williams' 7.1 solo tackles per game ranked second in the FCS
- Played in 11 games with 10 starts in 2017 as a junior, finishing fourth on the team with 57 tackles

## PERSONAL

- Played at Wenonah (Ala.) High School and earned Birmingham Athletic Partnership Defensive Player of the Year as a senior
- Quincy Williams' younger brother, **Quinnen Williams**, attended Alabama and was selected by the New York Jets with the No. 3 overall selection in 2019

## REGULAR SEASON STATISTICS

YEAR	TEAM	GP/GS	TKL	SOLO	ASST	SACKS	FF	FR	PD	TFL	INT
2019	JAX	11/8	48	30	18	0.0	0	0	0	2	0
2020	JAX	5/0	9	5	4	0.0	0	0	1	1	0
NFL totals: 2 yrs.		16/8	57	35	22	0.0	0	0	1	3	0

### Single Game Career Highs

#### Tackles:

8 (three times; last: 9/29/19 at DEN)

#### Tackles for loss:

1 (two times; last: 11/24/19 at TEN)

## 2020 GAME-BY-GAME STATISTICS

DATE	OPP	TKL	SOLO	ASST	SACKS	FF	FR	PD	TFL	INT
09/13	vs. Indianapolis									
09/20	at Tennessee									
09/24	vs. Miami									
10/04	at Cincinnati									
10/11	at Houston	0	0	0	0.0	0	0	0	0	0
10/18	vs. Detroit	2	2	0	0.0	0	0	0	0	0
10/25	at L.A. Chargers	7	3	4	0.0	0	0	1	1	0
BYE WEEK										
11/08	vs. Houston	0	0	0	0.0	0	0	0	0	0
11/15	at Green Bay	0	0	0	0.0	0	0	0	0	0
11/22	vs. Pittsburgh									
11/29	vs. Cleveland									
12/06	at Minnesota									
12/13	vs. Tennessee									
12/20	at Baltimore									
12/27	vs. Chicago									
01/03	at Indianapolis									
2020 totals:		9	5	4	0.0	0	0	1	1	0



**POSITION:** SAFETY  
**HT:** 6-2 | **WT:** 210 | **DOB:** 2-9-1994  
**COLLEGE:** MICHIGAN  
**HOMETOWN:** AKRON, OHIO  
**ACQ:** ROOKIE FREE AGENT 2016  
**EXP:** 5TH YEAR



@jarrodwilsonfoundation

## TRANSACTIONS

Originally signed by Jacksonville as an undrafted rookie on 5/1/16 ... Re-signed on 1/19/19 ... Placed on injured reserve on 9/14/20 ... Activated to the 53-man roster from the reserve/injured-designated for return list on 10/10/20

## PRO (GAMES PLAYED/STARTED - 68/23, 3/0)

• Fifth-year safety who has appeared in 68 games, making 23 starts, including all 16 games at free safety in 2019  
 • Career totals include 115 tackles (85 solo), seven passes defended, three INTs and two forced fumbles

### 2020 (w/ JAX - 5/5)

Named team captain as voted on by his teammates ... Placed on injured reserve following Week 1 with a hamstring injury ... Was designated for return from the reserve/injured list on Oct. 7 ... Activated from injured reserve on Oct. 10

- **9/13 vs. IND:** Started at free safety and made three tackles before exiting the game with a hamstring injury
- **10/11 at HOU:** Started at free safety and collected three tackles and one INT, which he returned 48 yards
- **10/18 vs. DET:** Started at free safety and tallied five tackles before exiting the game with a hamstring injury
- **10/25 at LAC:** Inactive (hamstring)
- **11/8 vs. HOU:** Started at free safety and posted three tackles
- **11/15 at G.B.:** Started at free safety and made five tackles

### 2019 (w/ JAX - 16/16)

Started in all 16 games and led the team in total snaps played (1,186) and tackles (73) ... Also posted career highs with four passes defended, two INTs and one forced fumble ... One of five players in the NFL to play every defensive snap for their team

- **9/15 at HOU:** Started at free safety, amassing eight tackles (four solo), including two tackles for loss and added one pass defended
- **11/3 vs. HOU:** Started and posted four solo tackles and a forced fumble that prevented a TD in the fourth quarter
- **11/17 at IND:** Started at free safety, recording five tackles (four solo), one pass defended, his first career INT and one special teams tackle
- **12/1 vs. T.B.:** Started and posted six tackles (two solo)
- **12/22 at ATL:** Started and notched seven tackles (five solo) and one INT
- **12/29 vs. IND:** Started and tallied a team-high six tackles (five solo) and one TFL

### 2018 (w/ JAX - 16/2)

Appeared in all 16 games for the second time in his career and recorded 16 tackles and two passes defended ... Added five special teams tackles

- **12/23 at MIA:** Made his first career start at strong safety and recorded three tackles
- **12/30 at HOU:** Started and recorded six tackles, including one for a loss, and one pass defended ... Also collected one solo tackle on special teams

### 2017 (w/ JAX - 15/0, 3/0)

Saw action in 15 games and recorded eight special teams tackles

- **11/19 at CLE:** Saw action at safety and on special teams, recovering one fumble in the third quarter on Browns S **Jabrill Peppers'** muffed punt
- **1/14 at PIT:** Recorded two passes defended in relief of S **Tashaun Gipson Sr.**, who left the game with a foot injury and did not return

### 2016 (w/ JAX - 16/0)

- **9/11 vs. GB:** Made his NFL and Jaguars debut and played special teams

## COLLEGE (AT MICHIGAN, 2012-15)

• Four-year letterman who appeared in 48 games with 31 starts during his time in Ann Arbor  
 • Career totals include 169 tackles, seven passes defended, four INTs, four tackles for loss, one forced fumble and one fumble recovery  
 • Named a 2015 All-Big Ten Honorable Mention  
 • Majored in general studies in the College of Literature, Science and the Arts

## PERSONAL

- Attended Akron Buchtel (Ohio) High School where he played for former Michigan RB **Ricky Powers**
- Registered 71 tackles and three INTs, including one pick six, as a senior in 2011 en route to first-team All-State honors
- Also lettered in basketball
- His uncle, **Dave Young**, played at Purdue and for the Baltimore Colts
- Launched the 'Jarrod Wilson Foundation' in April of 2019 which focuses on giving back to communities through career and college readiness, scholarship programs, community service and athletics
- Engaged to Desaray in March 2020

## REGULAR SEASON STATISTICS

YEAR	TEAM	GP/GS	TKL	SOLO	ASST	SACKS	FF	FR	PD	INT
2016	JAX	16/0	2	2	0	0.0	0	0	0	0
2017	JAX	15/0	3	3	0	0.0	0	1	0	0
2018	JAX	16/2	16	14	2	0.0	1	0	2	0
2019	JAX	16/16	73	52	21	0.0	1	0	4	2
2020	JAX	5/5	21	14	7	0.0	0	0	1	1
NFL totals: 5 yrs.		66/23	115	85	30	0.0	2	1	7	3

### Single Game Career Highs

**Tackles:**  
 8 (9/15/19 at HOU)

**Tackles for loss:**  
 2 (9/15/19 at HOU)

**Forced fumbles:**  
 1 (11/3/19 vs. HOU)

**Passes defended:**  
 1 (six times, last: 12/22/19 at ATL)

**Interceptions:**  
 1 (two times; last: 12/22/19 at ATL)

**Additional Statistics:** Eight tackles for loss

## POSTSEASON CAREER STATISTICS

YEAR	TEAM	GP/GS	TKL	SOLO	ASST	SACKS	FF	FR	PD	INT
2017	JAX	3/0	0	0	0	0.0	0	0	2	0
NFL totals: 4 yrs.		3/0	0	0	0	0.0	0	0	2	0

## 2020 GAME-BY-GAME STATISTICS

DATE	OPP	TKL	SOLO	ASST	SACKS	FF	FR	PD	INT
09/13	vs. Indianapolis	3	2	1	0.0	0	0	0	0
09/20	at Tennessee				Injured reserve				
09/24	vs. Miami				Injured reserve				
10/04	at Cincinnati				Injured reserve				
10/11	at Houston	3	2	1	0.0	0	0	1	1
10/18	vs. Detroit	5	4	1	0.0	0	0	0	0
10/25	at L.A. Chargers				Inactive				
	BYE WEEK								
11/08	vs. Houston	3	2	1	0.0	0	0	0	0
11/15	at Green Bay	5	3	2	0.0	0	0	0	0
11/22	vs. Pittsburgh								
11/29	vs. Cleveland								
12/06	at Minnesota								
12/13	vs. Tennessee								
12/20	at Baltimore								
12/27	vs. Chicago								
01/03	at Indianapolis								
2020 totals:		21	14	7	0.0	0	0	1	1



**POSITION:** SAFETY  
**HT:** 6-0 | **WT:** 209 | **DOB:** 12-5-1996  
**COLLEGE:** WYOMING  
**HOMETOWN:** ARVADA, COLORADO  
**ACQ:** ROOKIE FREE AGENT 2019  
**EXP:** 2ND YEAR



@DeweyWingard



@DeweyWingard

## TRANSACTIONS

Originally signed by Jacksonville as an undrafted rookie on May 10, 2019 ... Placed on reserve/injured list on 10/12/20 ... Activated from reserve/injured list on 11/14/20

## PRO (GAMES PLAYED/STARTED - 22/5)

Second-year safety who was the only undrafted rookie free agent signed in 2019 to make the team's opening day roster last season

### 2020 (w/ JAX - 6/3)

- **9/13 vs. IND:** Saw action at free safety, recording his first career INT in the fourth quarter, and on special teams, leading the team with two special teams stops
- **9/20 at TEN:** Started at free safety and posted a career-high nine tackles (seven solo)
- **9/24 vs. MIA:** Started at free safety and posted three tackles
- **10/4 at CIN:** Started at free safety and matched his career high with nine tackles ... Added one pass defended and one special teams tackle
- **10/11 at HOU:** Saw action at special teams before exiting the game with an abdominal injury and being placed on injured reserve on Oct. 12
- **11/15 at G.B.:** Saw action on defense and on special teams

### 2019 (w/ JAX - 16/2)

Appeared in all 16 games, making two starts, while compiling 19 tackles (14 solo), 1.0 sack and one forced fumble ... Led the team with eight special teams tackles

- **9/8 vs. K.C.:** Made his NFL debut, seeing action at safety and on special teams, and totaled one solo tackle and two special teams tackles
- **11/24 at TEN:** Saw action on defense in relief of injured S **Ronnie Harrison**, recording a career-high five tackles (three solo)
- **12/1 vs. T.B.:** Made his first career start at strong safety, recording six tackles (five solo), including a strip-sack, marking the first sack of his career
- **12/8 vs. LAC:** Started at free safety, amassing four tackles (two solo)

## COLLEGE (AT WYOMING, 2015-18)

- Finished second in Wyoming school history with 454 tackles while adding 18 passes defended, 10 INTs and five forced fumbles
- Recorded 87 tackles (46 solo), three passes defended and two INTs as a senior in 2018, earning First-Team All-Mountain West honors
- Named First-Team All-Mountain West as a junior in 2017 after totaling 114 tackles and a career-high five INTs
- Recorded 131 total tackles in 2016, which ranked fourth in the FBS and first in the Mountain West
- Played in all 12 games (11 starts) as a freshman in 2015 and registered 122 total tackles
- His 6.9 solo tackles per game ranked No. 1 in the Mountain West and No. 4 in the NCAA

## PERSONAL

- Attended Ralston Valley (Arvada, Colo.) High School and rushed for 1,653 yards on 190 carries in his senior season
- Earned first-team all-state honors after totaling 2,702 all-purpose yards
- Father, Dan, was a punter at the University of Nebraska
- Avid skier and golfer

## REGULAR SEASON STATISTICS

YEAR	TEAM	GP/GS	TKL	SOLO	ASST	SACKS	FF	FR	PD	INT
2019	JAX	16/2	19	14	5	1.0	1	0	0	0
2020	JAX	6/3	21	15	6	0.0	0	0	2	1
NFL totals: 2 yrs.		22/5	40	29	11	1.0	1	0	2	1

### Tackles:

9 (9/20/20 at TEN)

### Sacks:

1.0 (12/1/19 vs. T.B.)

### Forced fumbles:

1 (12/1/19 vs. T.B.)

### INTs:

1 (9/13/20 vs. IND)

**Additional statistics:** 14 special teams tackles

## 2020 GAME-BY-GAME STATISTICS

DATE	OPP	TKL	SOLO	ASST	SACKS	FF	FR	PD	INT
09/13	vs. Indianapolis	0	0	0	0.0	0	0	1	1
09/20	at Tennessee	9	7	2	0.0	0	0	0	0
09/24	vs. Miami	3	3	0	0.0	0	0	0	0
10/04	at Cincinnati	9	5	4	0.0	0	0	1	0
10/11	at Houston	0	0	0	0.0	0	0	0	0
10/18	vs. Detroit								
10/25	at L.A. Chargers								
	BYE WEEK								
11/08	vs. Houston								
11/15	at Green Bay	0	0	0	0.0	0	0	0	0
11/22	vs. Pittsburgh								
11/29	vs. Cleveland								
12/06	at Minnesota								
12/13	vs. Tennessee								
12/20	at Baltimore								
12/27	vs. Chicago								
01/03	at Indianapolis								
2020 totals:		21	15	6	0.0	0	0	2	1

**Additional statistics:** four special teams tackles

# TEAM RECORDS



## WINS / LOSSES

### REGULAR SEASON RECORD

177-232

### HOME RECORD

107-97

### ROAD RECORD

70-135

### MOST CONSECUTIVE WINS

10/3/99 through 12/19/99	11
11/24/96 through 9/22/97	8
12/14/97 through 10/12/98	7
12/18/05 through 9/18/06	5
11/6/05 through 12/4/05	5
9/6/98 through 10/12/98	5

### MOST CONSECUTIVE HOME WINS

9/29/96 through 11/30/97	13
10/17/99 through 9/17/00	7
11/5/17 through 9/16/18	6
12/18/05 through 11/5/06	6
9/13/98 through 12/6/98	6

### MOST CONSECUTIVE ROAD WINS

9/19/99 through 12/19/99	7
11/20/05 through 12/25/05	4
12/14/97 through 9/27/98	4

### MOST CONSECUTIVE LOSSES

12/2/12 through 10/27/13	13
10/23/16 through 12/18/16	9
12/15/13 through 10/12/14	9
9/20/20 through 11/15/20	8
10/7/18 through 11/25/18	7
9/30/12 through 11/18/12	7
10/29/95 through 12/17/95	7

### MOST CONSECUTIVE HOME LOSSES

12/9/12 through 11/17/13	7
9/16/12 through 11/8/12	5
Seven streaks tied, last: 10/23/16 through 12/11/16	4

### MOST CONSECUTIVE ROAD LOSSES

12/29/13 through 11/8/15	13
10/21/12 through 10/13/13	10
10/29/95 through 11/17/96	10
12/29/02 through 12/28/03	9
Four streaks tied, last: 9/20/20 through 11/15/20	6

### POSTSEASON RECORD

7-7

### HOME POSTSEASON RECORD

3-1

### AWAY POSTSEASON RECORD

4-6

## SCORING

### MOST POINTS SCORED IN A SEASON

2017	417
2007	411
1999	396
1997	394
1998	392

### MOST POINTS SCORED IN A GAME

12/13/15 vs. Indianapolis	51
12/23/07 vs. Oakland	49
12/3/00 vs. Cleveland	48
12/17/17 vs. Houston	45
11/1/98 at Baltimore	45

### MOST POINTS SCORED - FIRST QUARTER

vs. Philadelphia (W, 38-21, 10/12/97)	21
at New Orleans (L, 24-41, 11/4/07)	17
vs. Tennessee (W, 40-13, 1/1/06)	17
at Baltimore (L, 36-39, 9/10/00)	17
at Tennessee (W, 30-24, 11/2/97)	17

### MOST POINTS SCORED - SECOND QUARTER

vs. Tampa Bay (W, 41-14, 12/11/11)	28
at Baltimore (W, 45-19, 11/1/98)	28
vs. Buffalo (W, 34-31, 10/25/15)	27
vs. Houston (W, 45-7, 12/17/17)	24
at Detroit (W, 38-14, 11/9/08)	21
vs. Pittsburgh (W, 21-3, 9/9/01)	21

### MOST POINTS SCORED - THIRD QUARTER

vs. Seattle (W, 30-24, 12/10/17)	21
vs. Indianapolis (W, 51-16, 12/13/15)	21
vs. Oakland (W, 38-81, 12/12/10)	21
vs. Cincinnati (W, 30-13, 11/11/01)	21
vs. Cleveland (W, 48-0, 12/3/00)	21

### MOST POINTS SCORED - FOURTH QUARTER

at Baltimore (W, 30-23, 11/28/99)	23
vs. Indianapolis (W, 51-16, 12/13/15)	21
vs. Houston (W, 37-17, 10/14/07)	21
at Houston (W, 38-20, 12/24/05)	21
vs. Indianapolis (L, 31-41, 12/10/95)	21

### MOST POINTS SCORED - FIRST HALF

at Baltimore (W, 45-19, 11/1/98)	42
vs. Houston (W, 45-7, 12/17/17)	31
vs. Tampa Bay (W, 41-14, 12/11/11)	28
vs. Oakland (W, 49-11, 12/23/07)	28
vs. N.Y. Jets (W, 41-0, 10/8/06)	28

### MOST POINTS SCORED - SECOND HALF

vs. Indianapolis (W, 51-16, 12/13/15)	42
vs. San Francisco (W, 41-3, 9/12/99)	35
vs. Oakland (W, 38-31, 12/12/10)	31
at Houston (W, 38-20, 12/24/05)	28
vs. Cleveland (W, 48-0, 12/3/00)	28

### FEWEST POINTS SCORED IN A SEASON

2011	243
2018	245
2013	247
2014	249
2012	255

### FEWEST POINTS SCORED IN A GAME

10/11/09 at Seattle	0
12/26/04 vs. Houston	0
12/17/95 at Detroit	0
9/8/13 vs. Kansas City	2
15 times, last: 11/3/19 vs. Houston	3

### FEWEST POINTS ALLOWED IN A SEASON

1999	217
2017	268
2005	269
2006	274
2004	280

### FEWEST POINTS ALLOWED IN A GAME

vs. Indianapolis (W, 6-0, 12/2/18)	0
at Indianapolis (W, 27-0, 10/22/17)	0
vs. New York Jets (W, 41-0, 10/8/06)	0
vs. Pittsburgh (W, 9-0, 9/18/06)	0
vs. Houston (W, 27-0, 12/7/03)	0
vs. Cleveland (W, 48-0, 12/3/00)	0
vs. Cincinnati (W, 13-0, 9/17/00)	0

### MOST POINTS ALLOWED IN A SEASON

2013	449
2015	448
2012	444
2010	419
2014	412

### MOST POINTS ALLOWED IN A GAME

9/27/15 at New England	51
12/20/98 at Minnesota	50
11/12/95 vs. Seattle	47
12/8/19 vs. Los Angeles Chargers	45
09/22/13 at Seattle	45

### MOST POINTS ALLOWED IN FIRST QUARTER

11/23/97 at Cincinnati	21
9/8/19 vs. Kansas City	17
10/15/17 vs. L.A. Rams	17
12/29/13 at Indianapolis	17
11/23/08 vs. Minnesota	17
11/4/07 at New Orleans	17

### MOST POINTS ALLOWED IN SECOND QUARTER

10/25/98 at Denver	24
10/27/16 at Tennessee	24
Seven times, last: 11/29/15 vs. San Diego	21

### MOST POINTS ALLOWED IN THIRD QUARTER

11/24/19 at Tennessee	28
10/25/20 at L.A. Chargers	20
Five times, last: 10/4/20 at Cincinnati	17

### MOST POINTS ALLOWED IN FOURTH QUARTER

10/7/12 vs. Chicago	28
12/20/98 at Minnesota	24
Six times, last: 12/24/17 at San Francisco	21

### MOST POINTS IN A GAME, BOTH TEAMS

12/6/15; Jaguars (39) at Tennessee (42)	81
11/18/12; Jaguars (37) at Houston (43)	80
12/24/17; Jaguars (33) at San Francisco (44)	77
11/12/95; Jaguars (30) vs. Seattle (47)	77

### FEWEST POINTS IN A GAME, BOTH TEAMS

12/2/18; Jaguars (6) vs. Indianapolis (0)	6
9/18/06; Jaguars (9) vs. Pittsburgh (0)	9
11/14/99; Jaguars (6) vs. Baltimore (3)	9
9/18/05; Jaguars (3) at Indianapolis (10)	13
9/19/04; Jaguars (7) vs. Denver (6)	13
11/16/03; Jaguars (3) at Tennessee (10)	13
9/17/00; Jaguars (13) vs. Cincinnati (0)	13
9/3/95; Jaguars (3) vs. Houston (10)	13





# TEAM RECORDS



## SCORING

### MOST POINTS IN THE FIRST QUARTER, BOTH TEAMS

11/4/07; Jaguars (17) at New Orleans (17).....	34
10/15/17; Jaguars (14) vs. L.A. Rams (17).....	31
11/23/97; Jaguars (7) at Cincinnati (21).....	28
9/8/19; Jaguars (7) vs. Kansas City (17).....	24
11/23/08; Jaguars (7) vs. Minnesota (17).....	24
11/2/97; Jaguars (17) at Tennessee (7).....	24

### MOST POINTS IN THE SECOND QUARTER, BOTH TEAMS

10/25/15; Jaguars (27) vs. Buffalo (10).....	37
12/11/11; Jaguars (28) vs. Tampa Bay (7).....	35
12/17/09; Jaguars (14) vs. Indianapolis (21).....	35
11/1/98; Jaguars (28) at Baltimore (6).....	34
10/25/98; Jaguars (7) at Denver (24).....	31

### MOST POINTS IN THE THIRD QUARTER, BOTH TEAMS

11/24/19; Jaguars (8) at Tennessee (28).....	36
10/25/20; Jaguars (15) at L.A. Chargers (20).....	35
12/10/17; Jaguars (21) vs. Seattle (10).....	31
12/31/06; Jaguars (14) at Kansas City (14).....	28
12/12/10; Jaguars (21) vs. Oakland (7).....	28

### MOST POINTS IN THE FOURTH QUARTER, BOTH TEAMS

12/6/15; Jaguars (20) at Tennessee (21).....	41
12/23/00; Jaguars (15) at N.Y. Giants (21).....	36
12/24/17; Jaguars (14) at San Francisco (21).....	35
12/10/95; Jaguars (21) vs. Indianapolis (14).....	35
12/20/98; Jaguars (7) at Minnesota (24).....	31

### MOST TOUCHDOWNS SCORED IN A SEASON

2007.....	50
2017.....	47
1998.....	47
2015.....	44
1997.....	43

### MOST TOUCHDOWNS SCORED IN A GAME

vs. Indianapolis (W, 51-16, 12/13/15).....	7
vs. Oakland (W, 49-11, 12/23/07).....	7
Four times, last: at Tennessee (L, 42-39, 12/6/15).....	6

### MOST TOUCHDOWNS ALLOWED IN A SEASON

2013.....	53
2015.....	51
2010.....	50
2012.....	48
2019.....	47

### MOST TOUCHDOWNS ALLOWED IN A GAME

11 times, last: vs. L.A. Chargers (L, 45-10, 12/8/19).....	6
--	---

### MOST EXTRA POINTS SCORED IN A SEASON

2007.....	46
1998.....	45
2010.....	41
2006.....	41
1997.....	41

### MOST EXTRA POINTS SCORED IN A GAME

12/23/07 vs. Oakland.....	7
Four times, last: 12/17/17 vs. Houston.....	6

### MOST EXTRA POINTS ALLOWED IN A SEASON

2013.....	53
2015.....	48
2010.....	48
2012.....	46
1995.....	45

### MOST EXTRA POINTS ALLOWED IN A GAME

Nine times, last: 12/8/19 at Tennessee.....	6
---	---

### MOST TWO-POINT CONVERSIONS SCORED IN A SEASON

1996.....	5
1999, 2004, 2019.....	4

### MOST TWO-POINT CONVERSIONS SCORED IN A GAME

11/28/99 at Baltimore.....	2
10/25/20 at L.A. Chargers.....	2

### MOST TWO-POINT CONVERSIONS ALLOWED IN A SEASON

2007.....	3
Seven times, last: 2019.....	2

### MOST TWO-POINT CONVERSIONS ALLOWED IN A GAME

In 25 games.....	1
------------------	---

### MOST FIELD GOALS SCORED IN A SEASON

2019.....	33
1999.....	31
1997.....	31
2017.....	30
1996.....	30

### MOST FIELD GOALS SCORED IN A GAME

Five times, last: 10/10/10 at Buffalo.....	5
--	---

### MOST FIELD GOALS ALLOWED IN A SEASON

2016.....	38
2012.....	36
2014.....	31
1998.....	30
2015.....	30

### MOST FIELD GOALS ALLOWED IN A GAME

12/1/02 vs. Pittsburgh.....	6
10/8/00 vs. Baltimore.....	5
9/22/96 at New England.....	5

### MOST DEFENSIVE TDS IN A SEASON

2017.....	7
1999.....	4
2015.....	3
2014.....	3
2011.....	3
2008.....	3
2007.....	3

### MOST DEFENSIVE TDS IN A GAME

10/8/17 at Pittsburgh.....	2
10/25/15 vs. Buffalo.....	2
11/30/14 vs. New York Giants.....	2
12/11/11 vs. Tampa Bay.....	2
9/12/99 vs. San Francisco.....	2
33 times, last: 12/30/19 vs. Indianapolis.....	1

### MOST OPPONENT DEFENSIVE TDS IN A SEASON

2015.....	7
2014.....	5
2012.....	5
1996.....	4
2004.....	4
2013.....	4

### MOST OPPONENT DEFENSIVE TDS IN A GAME

12/17/06 at Tennessee.....	3
10/26/14 vs. Miami.....	2
12/30/12 at Tennessee.....	2
10/7/12 vs. Chicago.....	2
10/12/03 vs. Miami.....	2
11/22/98 at Pittsburgh.....	2

### MOST SPECIAL TEAMS RETURN TDS IN A SEASON

1999.....	2
13 seasons, last: 2018.....	1

### MOST SPECIAL TEAMS RETURN TDS IN A GAME

15 times, last: 12/16/18 vs. Washington.....	1
--	---

# TEAM RECORDS



## SCORING

### LARGEST MARGIN OF VICTORY

12/3/00 vs. Cleveland (48-0).....	48
10/8/06 vs. New York Jets (41-0).....	41
12/17/17 vs. Houston (45-7).....	38
12/23/07 vs. Oakland (49-11).....	38
9/12/99 vs. San Francisco (41-3).....	38

### LARGEST MARGIN OF DEFEAT

12/17/95 at Detroit (44-0).....	44
10/11/09 at Seattle (41-0).....	41
12/20/98 at Minnesota (50-10).....	40
10/7/12 at Chicago (41-3).....	38
12/8/19 vs. Los Angeles Chargers (45-10).....	35

### LONGEST SCORING DRIVE (YARDS)

10/8/17 at Pittsburgh (3 plays, TD).....	98
10/31/99 at Cincinnati (9 plays, TD).....	98
11/11/18 at Indianapolis (5 plays, TD).....	97
9/3/00 at Cleveland (15 plays, TD).....	97
Three times, last: 12/5/17 vs. Cincinnati (15 plays, TD).....	96

### LONGEST SCORING DRIVE (PLAYS)

12/16/07 at Pittsburgh (74 yards, TD).....	20
Six times, last 10/20/13 vs. San Diego (68 yards, FG).....	18

### LONGEST SCORING DRIVE (TIME)

9/21/08 at Indianapolis (18 plays, 82 yds., FG) ..	12:18
9/23/07 at Denver (18 plays, 80 yds., TD).....	11:44
12/2/07 at Indianapolis (16 plays, 84 yds., TD) ..	11:10
10/7/07 at Kansas City (18 plays, 77 yds., FG)...	10:55
09/29/19 at Denver (16 plays, 75 yards, TD).....	10:24



## POSSESSION / FIRST DOWNS

### HIGHEST TIME OF POSSESSION

12/17/06 at Tennessee.....	44:22
10/18/09 vs. St. Louis.....	42:12
11/14/04 vs. Detroit.....	41:44

### HIGHEST OPPONENT TIME OF POSSESSION

9/16/12 vs. Houston.....	43:17
12/28/14 at Houston.....	39:48
11/1/09 at Tennessee.....	39:43

### LOWEST TIME OF POSSESSION

9/16/12 vs. Houston.....	16:43
12/28/14 at Houston.....	20:12
11/1/09 at Tennessee.....	20:17

### LOWEST OPPONENT TIME OF POSSESSION

12/17/06 at Tennessee.....	15:38
10/18/09 vs. St. Louis.....	17:48
11/14/04 vs. Detroit.....	18:16

### MOST FIRST DOWNS - SEASON

2017.....	332
1999.....	331
2010.....	330
2007.....	328
1995.....	325

### MOST FIRST DOWNS - GAME

10/20/96 at St. Louis.....	36
10/18/09 vs. St. Louis.....	33
12/24/17 at San Francisco.....	32
Four times, last: 9/20/20 at Tennessee.....	30

### FEWEST FIRST DOWNS - SEASON

2011.....	251
2012.....	269
2014.....	271
2013.....	271
2002.....	275

### FEWEST FIRST DOWNS - GAME

12/30/18 at Houston.....	6
12/26/04 vs. Houston.....	6
9/14/14 at Washington.....	8
9/19/04 vs. Denver.....	8

### MOST FIRST DOWNS ALLOWED - SEASON

2012.....	364
2015.....	362
2013.....	353
2019.....	340
2014.....	330

### MOST FIRST DOWNS ALLOWED - GAME

11/18/12 at Houston.....	39
9/27/15 at New England.....	35
9/14/14 at Washington.....	32
11/4/07 at New Orleans.....	32
10/2/11 vs. New Orleans.....	30

### FEWEST FIRST DOWNS ALLOWED - SEASON

1999.....	248
2000.....	252
2017.....	257
2006.....	259
2011.....	272

### FEWEST FIRST DOWNS ALLOWED - GAME

12/3/00 vs. Cleveland.....	2
12/17/06 at Tennessee.....	5
12/7/03 vs. Houston.....	7
Three times, last: 11/5/17 vs. Cincinnati.....	8

### MOST FIRST DOWNS, BOTH TEAMS - GAME

12/24/17, Jacksonville (32) at San Francisco (26)...	58
11/18/12, Jacksonville (17) at Houston (39) (OT)....	56
10/7/18, Jacksonville (29) at Kansas City (26).....	55
9/9/20, Jacksonville (30) at Tennessee (23).....	53
10/4/20, Jacksonville (25) at Cincinnati (28).....	53

### FEWEST FIRST DOWNS, BOTH TEAMS - GAME

11/14/99, Jaguars (9) vs. Baltimore (13).....	22
11/27/11, Jaguars (14) vs. Houston (9).....	23
9/3/95, Jaguars (10) vs. Houston (14).....	24

### MOST FIRST DOWNS RUSHING - SEASON

2010.....	148
2007.....	127
2006.....	127
2003.....	118
1999.....	116

### MOST FIRST DOWNS RUSHING - GAME

12/5/10 at Tennessee.....	16
12/10/06 vs. Indianapolis.....	16
1/2/11 at Houston.....	15
11/28/10 at New York Giants.....	15
12/3/00 vs. Cleveland.....	15

### FEWEST FIRST DOWNS RUSHING - SEASON

2015.....	69
2013.....	71
2016.....	75
2012.....	76
2001, 2019.....	85

### FEWEST FIRST DOWNS RUSHING - GAME

9/29/13 vs. Indianapolis.....	0
12 times, last: 10/13/19 vs. New Orleans.....	1

# TEAM RECORDS



## FIRST DOWNS

### MOST FIRST DOWNS PASSING - SEASON

2015 .....	215
1996 .....	208
2016 .....	207
1999 .....	194
Two times: 2017, 2000 .....	193

### FEWEST FIRST DOWNS PASSING - SEASON

2011 .....	122
2006 .....	147
1998 .....	153
2014 .....	154
1995 .....	154

### MOST FIRST DOWNS PASSING - GAME

10/20/96 at St. Louis .....	24
9/16/18 vs. New England .....	22
10/27/16 at Tennessee .....	22

### FEWEST FIRST DOWNS PASSING - GAME

12/26/04 vs. Houston .....	2
12/16/18 vs. Washington .....	2

### MOST FIRST DOWNS, PENALTY - SEASON

2016 .....	39
2017 .....	38
2012 .....	36
2005 .....	34
2014 .....	31

### MOST FIRST DOWNS, PENALTY - GAME

12/5/13 vs. Houston .....	7
12/2/12 at Buffalo .....	7
11/25/18 at Buffalo .....	6
11/15/15 at Baltimore .....	6

### FEWEST FIRST DOWNS, PENALTY - SEASON

2002 .....	14
2009 .....	16
2000 .....	16
1997 .....	18
2006 .....	19



# TEAM RECORDS



## TOTAL NET YARDS

MOST NET YARDS GAINED - SEASON	
2017	5,855
1996	5,760
2007	5,719
2000	5,690
1999	5,586

MOST NET YARDS GAINED - GAME	
10/20/96 at St. Louis	538
9/20/98 vs. Baltimore	519
10/22/17 at Indianapolis	518
10/6/19 at Carolina	507
9/30/18 vs. N.Y. Jets	503

FEWEST NET YARDS GAINED - SEASON	
2011	4,149
1995	4,495
2014	4,634
2013	4,701
2012	4,788

FEWEST NET YARDS GAINED - GAME	
9/16/12 vs. Houston	117
12/30/18 at Houston	119
12/26/04 vs. Houston	126
11/14/99 vs. Baltimore	132
9/3/95 vs. Houston	146

MOST NET YARDS ALLOWED - SEASON	
2012	6,088
2013	6,070
2019	6,007
2015	6,000
2010	5,949

MOST NET YARDS ALLOWED - GAME	
11/18/12 at Houston	653
11/4/07 at New Orleans	538
12/27/15 at New Orleans	537
9/25/00 at Indianapolis	533
9/21/14 vs Indianapolis	529

FEWEST NET YARDS ALLOWED -- SEASON	
1999	4,334
2006	4,538
2017	4,578
2005	4,655
2003	4,657

FEWEST NET YARDS ALLOWED -- GAME	
12/3/00 vs. Cleveland	53
12/17/06 at Tennessee	98
12/7/03 vs. Houston	124
10/24/11 vs. Baltimore	146
11/5/17 vs. Cincinnati	148

MOST NET YARDS GAINED, BOTH TEAMS - SEASON	
2015	11,581
2019	11,475
2010	11,409
2009	11,022
2012	10,876

MOST NET YARDS GAINED, BOTH TEAMS -- GAME	
11/18/12, Jaguars (458) at Houston (653)	1,111
11/4/07, Jaguars (432) at New Orleans (538)	970
10/6/19, Jaguars (507) at Carolina (445)	952
12/27/15, Jaguars (412) at New Orleans (537)	949
10/4/20, Jaguars (439) at Cincinnati (505)	943

FEWEST NET YARDS GAINED, BOTH TEAMS -- SEASON	
2011	9,157
2005	9,804
2018	9,815
2001	9,910
1999	9,920

FEWEST NET YARDS GAINED, BOTH TEAMS -- GAME	
10/24/11, Jaguars (205) vs. Baltimore (146)	351
11/14/99, Jaguars (132) vs. Baltimore (242)	374
9/3/95, Jaguars (146) vs. Houston (240)	386
10/3/99, Jaguars (204) at Pittsburgh (216)	420
12/23/18, Jaguars (244) at Miami (183)	427

## PASSING

MOST NET YARDS PASSING -- SEASON	
1996	4,110
2015	4,108
2019	3,760
2016	3,728
1997	3,704

MOST NET YARDS PASSING -- GAME	
10/20/96 at St. Louis	420
9/22/96 at New England (OT)	413
10/7/18 at Kansas City	401
12/24/17 at San Francisco	380
9/30/18 vs. N.Y. Jets	377

FEWEST NET YARDS PASSING -- SEASON	
2011	2,179
2002	2,762
1995	2,790
2006	2,882
2014	3,001

FEWEST NET YARDS PASSING -- GAME	
12/16/18 vs. Washington	20
12/26/04 vs. Houston	31
9/3/95 vs. Houston	45
9/16/12 vs. Houston	52
9/26/10 vs. Philadelphia	52

MOST NET YARDS PASSING ALLOWED -- SEASON	
2015	4,291
2010	4,004
2013	3,962
2014	3,899
2012	3,832

MOST NET YARDS PASSING ALLOWED -- GAME	
11/18/12 at Houston	504
9/25/00 at Indianapolis	440
11/4/07 at New Orleans	435
12/27/15 at New Orleans	402
11/17/13 vs. Arizona	402

FEWEST NET YARDS PASSING ALLOWED -- SEASON	
2017	2,718
1999	2,890
2005	2,946
2006	3,078
2018	3,113

FEWEST NET YARDS PASSING ALLOWED -- GAME	
12/3/00 vs. Cleveland	-9
10/8/06 vs. New York Jets	45
9/24/17 vs. Baltimore	52
12/7/03 vs. Houston	54
12/17/06 at Tennessee	57

MOST NET YARDS PASSING, BOTH TEAMS -- SEASON	
2015	8,399
2019	7,538
1996	7,414
2013	7,403
2012	7,251

MOST NET YARDS PASSING, BOTH TEAMS -- GAME	
11/18/12, Jaguars (372) at Houston (504)	876
11/4/07, Jaguars (344) at New Orleans (435)	779
12/27/15, Jaguars (347) at New Orleans (402)	749
9/8/19, Jaguars (347) vs. Kansas City (378)	725
10/7/18, Jaguars (401) at Kansas City (298)	699

FEWEST NET YARDS PASSING, BOTH TEAMS -- SEASON	
2011	5,520
2006	5,960
2002	6,026
2005	6,136
2018	6,222

FEWEST NET YARDS PASSING, BOTH TEAMS -- GAME	
9/3/95, Jaguars (45) vs. Houston (80)	125
12/26/04, Jaguars (31) vs. Houston (114)	145
12/18/18, Jaguars (20) vs. Washington (136)	156
10/8/16, Jaguars (131) vs. Washington (45)	176
10/3/99, Jaguars (80) at Pittsburgh (99)	179

MOST GROSS YARDS PASSING -- SEASON	
2015	4,428
1996	4,367
2019	4,023
2000	3,947
2016	3,925

MOST GROSS YARDS PASSING -- GAME	
9/22/96 at New England (OT)	432
10/7/18 at Kansas City	430
10/20/96 at St. Louis	421
9/30/18 vs. N.Y. Jets	388
9/10/00 at Baltimore	386

FEWEST GROSS YARDS PASSING -- SEASON	
2011	2,510
2002	3,019
2006	3,060
1995	3,144
2004	3,315

FEWEST GROSS YARDS PASSING -- GAME	
12/26/04 vs. Houston	54
12/16/18 vs. Washington	57
9/3/95 vs. Houston	69
12/8/02 vs. Cleveland	73
9/16/12 vs. Houston	76

MOST GROSS YARDS PASSING ALLOWED -- SEASON	
2015	4,528
2010	4,193
2013	4,187
2014	4,174
2019	4,088

MOST GROSS YARDS PASSING ALLOWED -- GAME	
11/18/12 at Houston	527
11/4/07 at New Orleans	445
9/25/00 at Indianapolis	440
11/17/13 vs. Arizona	419
12/27/15 at New Orleans	412





# TEAM RECORDS



## PASSING

### FEWEST GROSS YARDS PASSING ALLOWED -- SEASON

2017	3,074
2005	3,223
1999	3,263
2006	3,278
2018	3,354

### FEWEST GROSS YARDS PASSING ALLOWED -- GAME

12/3/00 vs. Cleveland	33
9/24/17 vs. Baltimore	64
10/8/06 vs. New York Jets	71
12/7/03 vs. Houston	71
9/9/07 vs. Tennessee	78

### MOST PASSING ATTEMPTS -- SEASON

2016	626
2015	607
2013	592
2019	589
2012	586

### MOST PASSING ATTEMPTS -- GAME

10/7/18 at Kansas City	61
10/27/16 at Tennessee	54
10/10/04 at San Diego	54
10/18/15 vs. Houston	53
10/20/96 at St. Louis	52

### FEWEST PASSING ATTEMPTS -- SEASON

2006	446
2002	462
1998	463
Three times: 2007, 2010, 2011	469

### FEWEST PASSING ATTEMPTS -- GAME

10/13/02 at Tennessee	13
10/8/17 at Pittsburgh	14
12/10/06 vs. Indianapolis	14
12/8/02 vs. Cleveland	14
9/29/02 vs. N.Y. Jets	15

### MOST PASSING ATTEMPTS, OPPONENT -- SEASON

2015	602
1998	577
2016	551
2013	551
2001	544

### MOST PASSING ATTEMPTS, OPPONENT -- GAME

12/5/13 vs. Houston	58
10/8/17 at Pittsburgh	55
11/18/12 at Houston	55
12/2/18 vs. Indianapolis	52
11/10/02 vs. Washington	51

### FEWEST PASSING ATTEMPTS, OPPONENT -- SEASON

2000	458
2008	465
2005	482
2004	497
2018	499

### FEWEST PASSING ATTEMPTS, OPPONENT -- GAME

1/3/10 at Cleveland	11
12/30/12 at Tennessee	15
12/17/06 at Tennessee	15
Three times, last: 10/1/00 vs. Pittsburgh	16

### MOST PASS COMPLETIONS -- SEASON

2016	369
2019	364
2015	355
1996	353
2013	349

### MOST PASS COMPLETIONS -- GAME

10/20/96 at St. Louis	37
10/10/04 at San Diego	36
10/7/18 at Kansas City	33
10/27/16 at Tennessee	33
11/17/19 at Indianapolis	33

### FEWEST PASS COMPLETIONS -- SEASON

2011	240
2006	266
2002	268
1998	269
1995	275

### FEWEST PASS COMPLETIONS -- GAME

10/13/02 at Tennessee	7
10/28/07 at Tampa Bay	7
3 times, last: 10/8/17 at Pittsburgh	8

### MOST PASS COMPLETIONS, OPPONENT -- SEASON

2015	390
2014	355
2013	354
2001	354
Two times: 2009, 2016	345

### MOST PASS COMPLETIONS, OPPONENT - GAME

11/18/12 at Houston	43
9/13/20 vs. Indianapolis	36
11/4/07 at New Orleans	35
11/15/15 at Baltimore	34
10/31/10 at Dallas	34

### FEWEST PASS COMPLETIONS, OPPONENT - SEASON

2000	258
2005	285
2017	289
1996	290
1999	291

### FEWEST PASS COMPLETIONS, OPPONENT - GAME

1/3/10 at Cleveland	7
12/3/00 vs. Cleveland	7
11/17/96 at Pittsburgh	7

### MOST TOUCHDOWN PASSES - SEASON

2015	35
2007	28
2010	26
Three times: 1998, 2016, 2019	24

### MOST TOUCHDOWN PASSES - GAME

12/6/15 at Tennessee	5
Nine times, last: 9/16/18 vs. New England	4

### MOST TOUCHDOWN PASSES, OPPONENT - SEASON

Two times: 2013, 2015	29
Three times: 1995, 2009, 2010	28

### MOST TOUCHDOWN PASSES, OPPONENT - GAME

9/22/13 at Seattle	5
11/18/12 at Houston	5
9/10/00 at Baltimore	5
12/26/99 at Tennessee	5
12 times, last: 9/9/20 at Tennessee	4

### MOST INTERCEPTIONS THROWN -- SEASON

2013, 2019	21
1996	20
2015, 2014	18

### MOST INTERCEPTIONS THROWN -- GAME

10/20/96 at St. Louis	5
Six times, last: 10/7/18 at Kansas City	4

### FEWEST INTERCEPTIONS THROWN - SEASON

2005	6
2007, 2019	8
1997, 2002	9
2009	10

### MOST INTERCEPTIONS THROWN, OPPONENT -- SEASON

2017	21
2006, 20017	20
1999, 2005	18
2011	17
2004	16

### MOST INTERCEPTIONS THROWN, OPPONENT - GAME

10/8/17 at Pittsburgh	5
10/31/10 at Dallas	4

### FEWEST INTERCEPTIONS THROWN, OPPONENT -- SEASON

2014	6
2016	7
2015	9
2019	10
2013, 2018	11

### MOST TIMES SACKED - SEASON

2014	71
2001	63
1995	57
2000	54
2018	53

### MOST TIMES SACKED - GAME

9/14/14 at Washington	10
1/3/16 at Houston	8
12/14/14 at Baltimore	8
12/16/01 at Cleveland	8
12/9/01 at Cincinnati	8

### MOST TIMES SACKED, OPPONENT - SEASON

1999	57
2017	55
1997	48
2005, 2019	47

### MOST TIMES SACKED, OPPONENT -- GAME

9/10/17 at Houston	10
10/22/17 at Indianapolis	10
9/19/19 vs. Tennessee	9
11/7/99 at Atlanta	9



# TEAM RECORDS



## PASSING

### FEWEST TIMES SACKED - SEASON

2017	24
2003	28
2006	30
2007	31
2004, 2005	32

### FEWEST TIMES SACKED, OPPONENT - SEASON

2009	14
1995	17
2012	20
2003	24
2010	26

### MOST CONSECUTIVE GAMES WITH A PASSING TD

12/18/14 vs. Ten. - 12/27/15 at N.O.	17
9/10/95 at Cin. - 12/10/95 vs. Indianapolis	13
11/30/03 vs. T.B. - 10/24/04 at Ind.	12

### MOST CONSECUTIVE GAMES WITH A PASSING TD, OPPONENT

12/16/07 at Pit. - 11/16/08 vs. Ten.	13
9/20/98 vs. Bal. - 12/20/98 at Minn.	13

### MOST 300-YARD PASSING GAMES BY AN INDIVIDUAL - SEASON

2015 (B. Bortles)	6
1996 (M. Brunell)	6
2016 (B. Bortles)	5
2018 (B. Bortles)	4
2017 (B. Bortles)	4

## RUSHING

### MOST RUSHING YARDS - SEASON

2006	2,541
2010	2,395
2007	2,391
2017	2,262
1998	2,102

### MOST RUSHING YARDS - GAME

12/10/06 vs. Indianapolis	375
9/29/19 at Denver	269
12/5/10 at Tennessee	258
10/14/07 vs. Houston	244
12/3/00 vs. Cleveland	244

### FEWEST RUSHING YARDS - SEASON

2013	1,260
2012	1,369
2015	1,473
2001	1,600
2016	1,631

### FEWEST RUSHING YARDS - GAME

10/2/05 vs. Denver	12
9/14/14 at Washington	25
10/1/00 vs. Pittsburgh	26
11/17/19 at Indianapolis	29
9/22/96 at New England (OT)	29

### MOST RUSHING YARDS ALLOWED - SEASON

2012	2,256
2019	2,229
2013	2,108
2002	2,071
2014	2,033

### MOST RUSHING YARDS ALLOWED - GAME

11/1/09 at Tennessee	305
10/6/19 at Carolina	285
9/9/07 vs. Tennessee	282
11/17/19 at Indianapolis	264
12/6/18 at Tennessee	264

### FEWEST RUSHING YARDS ALLOWED - SEASON

2003	1,406
1999	1,444
2006	1,460
2007	1,605
2001	1,611

### FEWEST RUSHING YARDS ALLOWED - GAME

10/7/07 at Kansas City	10
11/20/16 at Detroit	14
11/17/13 vs. Arizona	14
11/20/06 vs. N.Y. Giants	25
Two times, last: 11/18/18 vs. Pittsburgh	26

### MOST RUSHING YARDS, BOTH TEAMS - SEASON

2010	4,340
2002	4,160
2017	4,122
1998	4,102
2006	4,001

### MOST RUSHING YARDS, BOTH TEAMS - GAME

11/1/09, Jaguars (217) at Tennessee (305)	522
1/2/11, Jaguars (198) at Houston (244)	442
10/6/19, Jaguars (149) at Carolina (285)	434
10/1/17, Jaguars (175) at N.Y. Jets (256)	431
10/30/05, Jaguars (221) at St. Louis (200)	421

### FEWEST RUSHING YARDS, BOTH TEAMS - SEASON

2015	3,182
2001	3,211
2016	3,334
2013	3,368
1996	3,431

### FEWEST RUSHING YARDS, BOTH TEAMS - GAME

11/17/13, Jaguars (32) vs. Arizona (14)	46
11/20/16, Jaguars (83) at Detroit (14)	97
12/3/01, Jaguars (62) vs. Green Bay (37)	99
11/20/05, Jaguars (49) at Tennessee (63)	112
12/2/18, Jaguars (79) vs. Indianapolis (41)	120

### MOST RUSHING ATTEMPTS - SEASON

2017	527
2007	522
1999	514
2006	513
2010	512

### MOST RUSHING ATTEMPTS - GAME

12/5/10 at Tennessee	53
11/14/04 vs. Detroit	50
9/21/08 at Indianapolis	48
Four times, last: 9/11/11 vs. Tennessee	47

### FEWEST RUSHING ATTEMPTS - SEASON

2015	354
2012	358
2014	360
2001	372

### FEWEST RUSHING ATTEMPTS - GAME

11/17/19 at Indianapolis	9
9/14/14 at Washington	10

### MOST RUSHING ATTEMPTS, OPPONENT - SEASON

2012	545
2013	507
1995	504
2014	499
2002	487

### MOST RUSHING ATTEMPTS, OPPONENT -- GAME

1/3/10 at Cleveland	49
11/1/09 at Tennessee	49
9/9/07 vs. Tennessee	49
9/16/12 vs. Houston	48
12/2/12 at Buffalo	46

### FEWEST RUSHING ATTEMPTS, OPPONENT - SEASON

1999	373
2007	390
2010	416
2006	420
2008	428

### FEWEST RUSHING ATTEMPTS, OPPONENT - GAME

10/7/07 at Kansas City	10
11/18/18 vs. Pittsburgh	11
11/7/99 at Atlanta	11
10/24/11 vs. Baltimore	12
9/11/11 vs. Tennessee	13
10/5/03 vs. San Diego	13

### HIGHEST RUSHING AVERAGE - SEASON

2006	4.95
2010	4.68
2002	4.59
2007	4.58
2009, 2014	4.54



# TEAM RECORDS



## RUSHING

### LOWEST RUSHING AVERAGE - SEASON

2013.....	3.33
1997.....	3.79
2012.....	3.82
1996.....	3.83
2005.....	3.90

### HIGHEST RUSHING AVERAGE - GAME

11/1/09 at Tennessee (16 att., 217 yds.).....	13.56
10/14/07 vs. Houston (26 att., 244 yds.).....	9.38
12/10/06 vs. Indianapolis (43 att., 375 yds.).....	8.93
12/28/14 at Houston (14 att., 121 yds.).....	8.64
10/12/1998 vs. Miami (23 att., 183 yds.).....	8.09

### LOWEST RUSHING AVERAGE -- GAME

10/2/05 vs. Denver (11 att., 12 yds.).....	1.09
9/22/97 vs. Pittsburgh (26 att., 40 yds.).....	1.54
11/20/05 at Tennessee (30 att., 49 yds.).....	1.63
10/1/00 vs. Pittsburgh (16 att., 26 yds.).....	1.63
9/15/13 at Oakland (19 att., 34 yds.).....	1.79

### HIGHEST RUSHING AVERAGE, OPPONENT -- SEASON

2019.....	5.12
2010.....	4.68
1998.....	4.44
2017.....	4.34
2018.....	4.33

### HIGHEST RUSHING AVERAGE, OPPONENT -- GAME

10/6/19 at Carolina (27 att., 285 yds.).....	10.56
12/6/18 at Tennessee (32 att., 264 yds.).....	8.25
10/1/17 at N.Y. Jets (32 att., 256 yds.).....	8.00
11/17/19 at Indianapolis (36 att., 264 yds.).....	7.33
9/15/13 at Oakland (34 att., 226 yds.).....	6.65

### LOWEST RUSHING AVERAGE, OPPONENT -- SEASON

2003.....	3.18
2001.....	3.43
2006.....	3.48
2015.....	3.68
1997.....	3.81

### LOWEST RUSHING AVG., OPPONENT - GAME

11/17/13 vs. Arizona (24 att., 14 yds.).....	0.58
11/20/16 at Detroit (21 att., 14 yds.).....	0.67
10/7/07 at Kansas City (10 att., 10 yds.).....	1.00
11/8/15 at N.Y. Jets (28 att., 29 yds.).....	1.04
9/14/03 vs. Buffalo (32 att., 43 yds.).....	1.34

### MOST RUSHING TOUCHDOWNS - SEASON

2006.....	23
1997, 1999.....	20
1998, 2002, 2009.....	19

### MOST RUSHING TOUCHDOWNS, OPPONENT - SEASON

2019.....	23
2013.....	20
2010, 2012.....	19

### MOST RUSHING TOUCHDOWNS - GAME

12/3/00 vs. Cleveland.....	5
10/12/97 vs. Philadelphia.....	5

### MOST RUSHING TOUCHDOWNS, OPPONENT - GAME

Six times, last: 11/24/19 at Tennessee.....	4
---	---

### MOST 100-YARD RUSHING GAMES, INDIVIDUAL - SEASON

2000.....	9
2003, 2010.....	7
1998, 2011.....	6

### MOST CONSECUTIVE GAMES WITH A RUSHING TD

11/12/06 vs. HOU - 12/31/06 at K.C.....	8
11/21/99 vs. N.O. - 9/3/00 at CLE.....	8
11/11/07 at TEN - 12/23/07 vs. OAK.....	7
9/8/02 vs. IND - 10/27/02 vs. HOU.....	7

### MOST CONSECUTIVE GAMES WITH A RUSHING TD, OPPONENT

12/20/15 vs. ATL - 10/27/16 at TEN.....	10
11/17/02 vs. WAS - 12/29/02 at IND.....	7
10/28/01 at BAL - 12/9/01 at CIN.....	7

## RECEPTIONS

### MOST RECEPTIONS - SEASON

2016.....	369
2019.....	364
2015.....	355
1996.....	353
2013.....	349

### MOST RECEPTIONS - GAME

10/20/96 at St. Louis.....	37
10/10/04 at San Diego.....	36
11/17/19 at Indianapolis.....	33
10/7/18 at Kansas City.....	33
10/27/16 at Tennessee.....	33

### FEWEST RECEPTIONS - SEASON

2011.....	240
2006.....	266
2002.....	268
1998.....	269
1995.....	275

### FEWEST RECEPTIONS - GAME

10/13/02 at Tennessee.....	7
10/28/07 at Tampa Bay.....	7
10/8/17 at Pittsburgh.....	8
12/10/06 vs. Indianapolis.....	8
9/19/04 vs. Denver.....	8

### MOST RECEPTIONS, OPPONENT - SEASON

2015.....	390
2014.....	355
2001, 2013.....	354
2009, 2016.....	345

### MOST RECEPTIONS, OPPONENT - GAME

11/18/12 at Houston.....	43
9/13/20 vs. Indianapolis.....	36
11/4/07 at New Orleans.....	35
11/15/15 at Baltimore.....	34
10/31/10 at Dallas.....	34

### FEWEST RECEPTIONS, OPPONENT - SEASON

2000.....	258
2005.....	285
2017.....	289
1996.....	290

### FEWEST RECEPTIONS, OPPONENT - GAME

1/3/10 at Cleveland.....	7
12/3/00 vs. Cleveland.....	7
11/17/96 at Pittsburgh.....	7
Three times, last: 11/25/18 at Buffalo.....	8

### MOST RECEIVING YARDS - SEASON

2015.....	4,428
1996.....	4,367
2019.....	4,023
2000.....	3,947
2016.....	3,925

### MOST RECEIVING YARDS - GAME

9/22/96 at New England (OT).....	432
10/7/18 at Kansas City.....	430
10/20/96 at St. Louis.....	421
9/30/18 vs. New York Jets.....	388
9/10/00 at Baltimore.....	386

### FEWEST RECEIVING YARDS - SEASON

2011.....	2,510
2002.....	3,019
2006.....	3,060
1995.....	3,144
2004.....	3,315

### FEWEST RECEIVING YARDS - GAME

12/26/04 vs. Houston.....	54
12/16/18 vs. Washington.....	57
9/3/95 vs. Houston.....	69
12/8/02 vs. Cleveland.....	73
9/16/12 vs. Houston.....	76

### MOST RECEIVING YARDS, OPPONENT - SEASON

2015.....	4,528
2010.....	4,193
2013.....	4,187
2014.....	4,174
2019.....	4,088

### MOST RECEIVING YARDS, OPPONENT - GAME

11/18/12 at Houston.....	527
11/4/07 at New Orleans.....	445
9/25/00 at Indianapolis.....	440
11/17/13 vs. Arizona.....	419
12/27/15 at New Orleans.....	412

### FEWEST RECEIVING YARDS, OPPONENT - SEASON

2017.....	3,074
2005.....	3,223
1999.....	3,263
2006.....	3,278
2018.....	3,354

### FEWEST RECEIVING YARDS, OPPONENT - GAME

12/3/00 vs. Cleveland.....	33
9/24/17 vs. Baltimore.....	64
10/8/06 vs. N.Y. Jets.....	71
12/7/03 vs. Houston.....	71
9/9/07 at Tennessee.....	78

### MOST RECEIVING TOUCHDOWNS - SEASON

2015.....	35
2007.....	28
2010.....	26
1998, 2016, 2019.....	24



# TEAM RECORDS



## RECEPTIONS

### MOST RECEIVING TOUCHDOWNS - GAME

12/6/15 at Tennessee.....	5
Nine times, last: 9/16/18 vs. New England.....	4

### MOST RECEIVING TOUCHDOWNS, OPPONENT - SEASON

2013, 2015.....	29
1995, 2009, 2010.....	28
2008.....	25

### MOST RECEIVING TOUCHDOWNS, OPPONENT - GAME

9/22/13 at Seattle.....	5
11/18/12 at Houston.....	5
12/26/99 at Tennessee.....	5
9/10/00 at Baltimore.....	5

### HIGHEST RECEIVING AVERAGE - SEASON

1997, 2015.....	12.5
1996, 1998.....	12.4
2007.....	12.1

### HIGHEST RECEIVING AVERAGE - GAME

11/9/97 vs. Kansas City.....	22.1
11/18/12 at Houston.....	21.0
12/28/98 vs. Pittsburgh.....	19.2
9/22/96 at New England.....	18.8
10/22/17 at Indianapolis.....	18.3

### HIGHEST RECEIVING AVERAGE, OPPONENT - SEASON

2000.....	13.2
2008, 2010.....	12.7
2019.....	12.5

### HIGHEST RECEIVING AVERAGE, OPPONENT - GAME

11/16/97 vs. Tennessee.....	20.4
11/25/18 at Buffalo.....	20.0

### MOST 100-YARD RECEIVING GAMES BY AN INDIVIDUAL - SEASON

1999, 2000.....	12
1997.....	10

## PUNTING / PUNT AND KICKOFF RETURNS

### MOST PUNTS - SEASON

2011.....	99
2013.....	95
2014.....	94
2012.....	91
2017.....	87

### MOST PUNTS - GAME

9/8/13 vs. Kansas City.....	11
11/16/08 vs. Tennessee.....	10
13 times, last: 12/30/18 vs. Pittsburgh.....	9

### FEWEST PUNTS - SEASON

2007.....	54
2010.....	57
1997.....	66
2008.....	67
2003.....	68

### MOST PUNTING YARDS - SEASON

2014.....	4,464
2012.....	4,353
2013.....	4,338
2011.....	4,147
2018.....	3,872

### HIGHEST PUNTING AVERAGE - SEASON

2012.....	47.3
2019.....	46.8
2016.....	46.6
2014.....	46.5
2015.....	46.3

### HIGHEST PUNTING AVERAGE - GAME

9/11/16 vs. Green Bay.....	62.5
9/21/08 at Indianapolis.....	60.0
12/29/19 vs. Indianapolis.....	59.0
12/23/12 vs. New England.....	56.3

### MOST KICKOFF RETURNS - SEASON

2010.....	80
1995, 2008.....	74
1996, 2003.....	67

### MOST KICKOFF RETURNS - GAME

12/17/95 at Detroit.....	9
12/1/02 vs. Pittsburgh.....	8
11/12/95 vs. Seattle.....	8

### MOST KICKOFF RETURN YARDS - SEASON

2010.....	1,903
2008.....	1,678
1995.....	1,532
2009.....	1,492
1996.....	1,463

### MOST KICKOFF RETURN YARDS - GAME

10/25/98 at Denver.....	223
12/17/95 at Detroit.....	209
12/26/99 at Tennessee.....	198
9/28/14 at San Diego.....	189
12/3/95 at Denver.....	181

### HIGHEST KICKOFF RETURN AVERAGE - SEASON

2013.....	25.9
2014.....	24.0
2019.....	24.2
2005.....	23.9

### MOST TOUCHDOWNS, KICKOFF RETURN - GAME

Eight times, last: 12/18/16 at Houston.....	1
---	---

### HIGHEST KICKOFF RETURN AVERAGE - GAME (Min 4 returns)

11/4/07 at New Orleans.....	40.5
10/10/10 at Buffalo.....	36.3
11/17/13 vs. Arizona.....	36.0
9/7/08 at Tennessee.....	34.5
9/12/10 vs. Denver.....	34.3

### MOST TOUCHDOWNS, KICKOFF RETURN, OPPONENT - GAME

12/30/07 at Houston.....	2
Six times, last: 10/15/17 vs. L.A. Rams.....	1

### MOST KICKOFF RETURN YARDS, OPPONENT - SEASON

1998.....	1,858
1997.....	1,730
2000.....	1,523
2005.....	1,327
2007.....	1,323

### MOST KICKOFF RETURN YARDS, OPPONENT - GAME

12/30/07 at Houston.....	234
12/10/00 vs. Arizona.....	213
10/10/10 at Buffalo.....	201
11/20/05 at Tennessee.....	196
1/1/06 vs. Tennessee.....	184

### MOST PUNT RETURNS - SEASON

2005.....	53
2000.....	46
1998, 1999, 2006.....	45

### MOST PUNT RETURNS - GAME

11/12/17 vs. L.A. Chargers.....	7
12/26/10 vs. Washington.....	7
12/18/05 vs. San Francisco.....	7
11/13/05 vs. Baltimore.....	7
12/3/00 vs. Cleveland.....	7

### MOST PUNT RETURN YARDS - SEASON

1998.....	581
1999.....	462
2005.....	415
1997.....	412
2004.....	405

### HIGHEST PUNT RETURN AVERAGE - SEASON

1998.....	12.9
2015.....	11.6
1997.....	11.4
2002, 2003.....	11.1

### HIGHEST PUNT RETURN AVERAGE - GAME (Min. 3)

9/13/98 vs. Kansas City.....	44.7
11/15/20 at Green Bay.....	37.7
11/5/17 vs. Cincinnati.....	29.3
12/16/18 vs. Washington.....	28.0



# TEAM RECORDS



## INTERCEPTIONS

MOST INTERCEPTIONS - SEASON		MOST INTERCEPTIONS, OPPONENT - GAME		MOST INTERCEPTION RETURN YARDS - GAME	
2017.....	21	10/20/96 at St. Louis.....	5	11/5/06 vs. Tennessee.....	110
2006, 2007.....	20	10/7/18 at Kansas City.....	4	10/8/17 at Pittsburgh.....	103
1999, 2005.....	19	9/18/11 at N.Y. Jets.....	4	9/12/99 vs. San Francisco.....	93
MOST INTERCEPTIONS - GAME				MOST INTERCEPTIONS RETURNED FOR A TD - SEASON	
10/8/17 at Pittsburgh.....	5	11/21/10 vs. Cleveland.....	4	1999.....	3
10/31/10 at Dallas.....	4	9/19/10 at San Diego.....	4	2005, 2007, 2008, 2017, 2018.....	2
11/12/06 vs. Houston.....	4	12/17/95 at Detroit.....	4	MOST INTERCEPTIONS RETURNED FOR A TD - GAME	
MOST INTERCEPTIONS, OPPONENT - SEASON		MOST INTERCEPTION RETURN YARDS - SEASON		10/8/17 at Pittsburgh.....	2
2010, 2013.....	21	1999.....	330	18 times, last: 10/20/19 at Cincinnati.....	1
1996.....	20	2017.....	294		
2014, 2015.....	18	2006.....	280		
		2007.....	237		
MOST INTERCEPTIONS RETURNED FOR A TD, OPPONENT - SEASON		MOST INTERCEPTIONS RETURNED FOR A TD, OPPONENT - GAME			
2012.....	5	10/26/14 vs. Miami.....	2		
2014, 2015.....	4	12/30/12 at Tennessee.....	2		
1996, 1998, 2013, 2016.....	3	10/7/12 at Chicago.....	2		
		12/17/06 at Tennessee.....	2		
		11/22/98 at Pittsburgh.....	2		
		30 times, last: 10/7/18 at Kansas City.....	1		

## SACKS

MOST SACKS - SEASON		MOST SACKS, OPPONENT - GAME		MOST SACK YARDS, OPPONENT - SEASON	
1999.....	57	9/14/14 at Washington.....	10	2014.....	450
2017.....	55	1/3/16 at Houston.....	8	2001.....	430
1997.....	48	12/14/14 at Baltimore.....	8	1995.....	354
2019.....	47	12/16/01 at Cleveland.....	8	2011.....	331
2005.....	47	12/9/01 at Cincinnati.....	8	2012.....	327
MOST SACKS - GAME		MOST SACK YARDS - SEASON		MOST SACK YARDS, OPPONENT - GAME	
10/22/17 at Indianapolis.....	10.0	1999.....	373	10/25/98 at Denver.....	71
9/10/17 at Houston.....	10.0	2017.....	356	9/14/14 at Washington.....	70
9/19/19 vs. Tennessee.....	9.0	1997.....	331	12/14/14 at Baltimore.....	63
11/7/99 at Atlanta.....	9.0	2019.....	310	9/7/08 at Tennessee.....	59
MOST SACKS, OPPONENT - SEASON		2001.....	298	1/3/16 at Houston.....	56
2014.....	71	MOST SACK YARDS - GAME			
2001.....	63	10/22/17 at Indianapolis.....	64		
1995.....	57	11/7/99 at Atlanta.....	63		
2000.....	54	9/19/19 vs. Tennessee.....	55		
2018.....	53	9/10/17 at Houston.....	54		
		12/21/97 at Oakland.....	52		

## PENALTIES

MOST PENALTIES - SEASON		MOST YARDS PENALIZED - SEASON		FEWEST YARDS PENALIZED - GAME	
2019.....	132	2016.....	1,187	12/1/02 vs. Pittsburgh.....	0
2016.....	129	2019.....	1,165	12/22/96 vs. Atlanta.....	3
1996.....	127	2018.....	1,112	Three times, last: 12/27/09 at New England.....	5
MOST PENALTIES - GAME		MOST YARDS PENALIZED - GAME		MOST PENALTIES, OPPONENT - SEASON	
9/22/96 at New England (OT).....	17	9/22/96 at New England.....	148	2005.....	130
12/1/19 vs. Tampa Bay.....	16	10/2/16 vs. Indianapolis.....	145	2004.....	118
10/13/96 at N.Y. Jets.....	15	10/2/19 at Cincinnati.....	130	2014.....	115
10/2/05 vs. Denver.....	15	FEWEST YARDS PENALIZED - SEASON		MOST PENALTIES, OPPONENT - GAME	
FEWEST PENALTIES - SEASON		2009.....	542	1/1/06 vs. Tennessee.....	18
2009.....	70	2014.....	573	12/17/17 vs. Houston.....	14
2014.....	73	2007.....	594	12/5/13 vs. Houston.....	14
2007.....	76			11/26/95 vs. Cincinnati.....	14
FEWEST PENALTIES - GAME					
12/1/02 vs. Pittsburgh.....	0				
Six times, last: 1/1/12 vs. Indianapolis.....	1				



# INDIVIDUAL RECORDS



## SERVICE

### SEASONS

Brad Meester (2000-13).....	14
Mercedes Lewis (2006-17) .....	12
Josh Scobee (2004-14) .....	11
Fred Taylor (1998-2008).....	11
Jimmy Smith (1995-2005).....	11
Rashean Mathis (2003-12).....	10
Mark Brunell (1995-2003).....	9
Donovin Darius (1998-2006).....	9
David Garrard (2002-10).....	9
Greg Jones (2004-12).....	9
Rob Meier (2000-08).....	9
Daryl Smith (2004-12).....	9
Paul Spicer (2000-08).....	9
Maurice Williams (2001-09) .....	9
Tony Brackens (1996-2003).....	8
Kyle Brady (1999-2006).....	8
John Henderson (2002-09).....	8
Maurice Jones-Drew (2006-13) .....	8
Vince Manuwai (2003-10).....	8
Joe Zelenka (2001-08).....	8

### GAMES PLAYED

Brad Meester (2000-13).....	209
Jimmy Smith (1995-2005).....	171
Mercedes Lewis (2006-17) .....	170
Josh Scobee (2004-14) .....	168
Fred Taylor (1998-2008).....	140
Rob Meier (2000-08).....	138
Rashean Mathis (2003-12).....	137
Joe Zelenka (2001-08).....	128
Daryl Smith (2004-12).....	126
John Henderson (2002-09).....	124

### CONSECUTIVE GAMES PLAYED

Joe Zelenka (2001-08).....	128
Josh Scobee (2007-14).....	119
Tyson Alualu (2010-15).....	96
Bryan Barker (1995-2000).....	96
Brad Meester (2000-05).....	92
Brad Meester (2008-13).....	89
Jimmy Smith (1995-2000).....	88
Marcus Stroud (2001-06).....	86
John Henderson (2002-06).....	82
Mike Hollis (1995-2000).....	82

### GAMES STARTED

Brad Meester (2000-13).....	209
Mercedes Lewis (2006-17) .....	157
Jimmy Smith (1995-2005).....	150
Fred Taylor (1998-2008).....	136
Rashean Mathis (2003-12).....	129
Daryl Smith (2004-12).....	124
John Henderson (2002-09).....	120
Mark Brunell (1995-2003).....	117
Donovin Darius (1998-2006).....	115
Kyle Brady (1999-2006).....	109

### CONSECUTIVE GAMES STARTED

Brad Meester (Sept. 3, 2000-Dec. 4, 2005).....	92
Brad Meester (Oct. 26, 2008-Dec. 22, 2013).....	89
Rashean Mathis (Sept. 7, 2003-Nov. 25, 2007) .....	74
Blake Bortles (Sept. 28, 2014-Nov. 25, 2018) .....	72
Vince Manuwai (Nov. 30, 2003-Dec. 23, 2007).....	68
Marcus Stroud (Sept. 8, 2002-Oct. 1, 2006).....	68
Tyson Alualu (Sept. 12, 2011-Dec. 29, 2013) .....	64
Maurice Williams (Sept. 7, 2003-Dec. 31, 2006) .....	64
Chris Naeole (Sept. 8, 2002-Dec. 24, 2005).....	63
Uche Nwaneri (Oct. 4, 2009-Dec. 23, 2012).....	60

## SCORING

### POINTS

Josh Scobee (2004-14) .....	1,022
Mike Hollis (1995-2001).....	764
Maurice Jones-Drew (2006-13) .....	486
Fred Taylor (1998-2008).....	424
Jimmy Smith (1995-2005).....	418
<b>JOSH LAMBO (2017-20) .....</b>	<b>296</b>
Jason Myers (2015-17).....	268
James Stewart (1995-99).....	228
Mercedes Lewis (2006-17).....	200
Keenan McCardell (1996-2001).....	190

### CONSECUTIVE GAMES SCORING

Mike Hollis (Dec. 24, 1995-Sept. 10, 2000).....	67
Josh Scobee (Jan. 2, 2005-Oct. 4, 2009).....	61
Josh Scobee (Oct. 18, 2009-Oct. 28, 2012).....	50
Jason Myers (Sept. 13, 2015-Oct. 15, 2017).....	38
Josh Scobee (Sept. 15, 2013-Dec. 28, 2014).....	31
Mike Hollis (Oct. 16, 2000-Dec. 30, 2001).....	25
<b>JOSH LAMBO (Oct. 22, 2015 - Nov. 25, 2018).....</b>	<b>21</b>
Seth Marler (Sept. 7, 2003-Dec. 28, 2003).....	16
Josh Scobee (Sept. 12-Dec. 19, 2004).....	14
Mike Hollis (Sept. 3-Dec. 10, 1995).....	14
Several players tied .....	8

### TOUCHDOWNS

Maurice Jones-Drew (2006-13) .....	81
Fred Taylor (1998-2008).....	70
Jimmy Smith (1995-2005).....	69
James Stewart (1995-99).....	38
Mercedes Lewis (2006-17).....	33
Keenan McCardell (1996-2001) .....	30
Allen Robinson (2014-17).....	22
Allen Hurns (2014-17).....	21
Stacey Mack (1999-2002).....	20
Leonard Fournette (2017-19).....	19

### CONSECUTIVE GAMES SCORING TD

Maurice Jones-Drew (Nov. 12-Dec. 31, 2006).....	8
Fred Taylor (Sept. 20-Nov. 22, 1998) .....	8
Allen Hurns (Sept. 27-Nov. 15, 2015).....	7
Fred Taylor (Nov. 12-Dec. 23, 2000).....	7
Leonard Fournette (Sept. 10-Oct. 15, 2017).....	6
Allen Robinson (Nov. 29-Dec. 27, 2015).....	5
Maurice Jones-Drew (Oct. 18-Nov. 22, 2009) .....	5
Maurice Jones-Drew (Nov. 4-Dec. 2, 2007).....	5

### FIELD GOALS MADE

Josh Scobee (2004-14) .....	235
Mike Hollis (1995-2001).....	175
<b>JOSH LAMBO (2017-19).....</b>	<b>76</b>
Jason Myers (2015-17).....	64
Seth Marler (2003).....	20

### FIELD GOAL PERCENTAGE (MIN. 25 FGA)

<b>JOSH LAMBO (2017-19).....</b>	<b>95.0</b>
Jason Myers (2015-17) .....	81.0
Josh Scobee (2004-14) .....	80.8
Mike Hollis (1995-2001).....	80.6

### EXTRA POINTS MADE

Josh Scobee (2004-14) .....	317
Mike Hollis (1995-2001).....	239
Jason Myers (2015-17).....	76
<b>JOSH LAMBO (2017-19).....</b>	<b>68</b>
Seth Marler (2003).....	30
John Carney (2007).....	20

### CONSECUTIVE GAMES SCORING FG

Josh Scobee (Nov. 14, 2010-Oct. 24, 2011).....	15
<b>JOSH LAMBO (Oct. 22 - Sept. 30, 2018).....</b>	<b>14</b>
Josh Scobee (Oct. 29, 2006-Dec. 16, 2007).....	13
Mike Hollis (Sept. 12-Nov. 21, 1999) .....	10
Josh Scobee (Nov. 24, 2013-Sept. 21, 2014).....	9
Josh Scobee (Sept. 15-Nov. 10, 2013).....	8
Josh Scobee (Jan. 3-Oct. 24, 2010).....	8
Josh Scobee (Nov. 13, 2005-Jan. 1, 2006).....	8
Seth Marler (Sept. 7-Nov. 2, 2003).....	8
Mike Hollis (Dec. 24, 1995-Oct. 13, 1996).....	8

### CONSECUTIVE FIELD GOALS MADE

<b>JOSH LAMBO (DEC. 2, 2018-NOV. 3, 2019).....</b>	<b>24</b>
<b>JOSH LAMBO (NOV. 19, 2017-NOV. 11, 2018).....</b>	<b>24</b>
Josh Scobee (Nov. 27, 2011-Nov. 4, 2012).....	20
Mike Hollis (Nov. 1, 1998-Sept. 19, 1999).....	20
Jason Myers (Nov. 15, 2015-Sept. 11, 2016).....	16
Mike Hollis (Oct. 12-Nov. 30, 1997).....	16
Josh Scobee (Sept. 11-Nov. 13, 2011).....	15
Josh Scobee (Oct. 1-Nov. 26, 2006).....	15
Josh Scobee (Dec. 23, 2012-Nov. 10, 2013).....	14
Josh Scobee (Sept. 12-Nov. 14, 2010).....	14

### LONGEST FIELD GOALS

<b>JOSH LAMBO (Nov. 8, 2020 vs. HOU).....</b>	<b>59</b>
Josh Scobee (Oct. 3, 2010 vs. IND).....	59
Jason Myers (Sept. 20, 2015 vs. MIA).....	58
<b>JOSH LAMBO (OCT. 28, 2018 VS. PHI).....</b>	<b>57</b>
<b>JOSH LAMBO (DEC. 29, 2019 VS. IND).....</b>	<b>56</b>
<b>JOSH LAMBO (NOV. 5, 2017 VS. CIN) .....</b>	<b>56</b>
Jason Myers (Dec. 24, 2016 vs. TEN).....	56
<b>JOSH LAMBO (Nov. 11, 2018 AT IND).....</b>	<b>55</b>
Josh Scobee (Dec. 15, 2013 vs. BUF).....	55
Josh Scobee (Sept. 18, 2011 at NYJ).....	55

### CONSECUTIVE EXTRA POINTS MADE

Mike Hollis (Oct. 22, 1995-Dec. 9, 2001) .....	220
Josh Scobee (Nov. 8, 2009-Jan. 1, 2012).....	82
Josh Scobee (Sept. 12, 2004-Jan. 1, 2006) .....	59
Josh Scobee (Dec. 16, 2007-Nov. 1, 2009).....	58
Josh Scobee (Sept. 10, 2006-Dec. 16, 2007).....	55
Josh Scobee (Sept. 16, 2012-Dec. 22, 2013).....	39
Seth Marler (Sept. 7-Dec. 28, 2003).....	30



# INDIVIDUAL RECORDS



## PASSING

### PASSING YARDS

Mark Brunell (1995-2003)	25,698
Blake Bortles (2014-18)	17,646
David Garrard (2002-10)	16,003
Byron Leftwich (2003-06)	9,042
Chad Henne (2012-17)	5,817
<b>GARDNER MINSHEW II (2019-20)</b>	<b>5,126</b>
Blaine Gabbert (2011-13)	4,357
Quinn Gray (2005-07)	1,252

### CONSECUTIVE PASS COMPLETIONS

David Garrard (Nov. 14-21, 2010)	17
<b>GARDNER MINSHEW (SEPT. 13, 2020)</b>	<b>16</b>
Byron Leftwich (Oct. 17-24, 2004)	15
<b>GARDNER MINSHEW (OCT. 11, 2020)</b>	<b>13</b>
<b>GARDNER MINSHEW II (SEPT. 8, 2019)</b>	<b>13</b>
Mark Brunell (Sept. 7, 2003 at Car.)	13
Mark Brunell (Oct. 6, 1996 at N.O.)	13

### PASS ATTEMPTS

Mark Brunell (1995-2003)	3,616
Blake Bortles (2014-18)	2,632
David Garrard (2002-10)	2,281
Byron Leftwich (2003-06)	1,344
Chad Henne (2012-17)	891
Blaine Gabbert (2011-13)	777
<b>GARDNER MINSHEW II (2019-20)</b>	<b>737</b>
Quinn Gray (2005-07)	180

### TOUCHDOWN PASSES

Mark Brunell (1995-2003)	144
Blake Bortles (2014-18)	103
David Garrard (2002-10)	89
Byron Leftwich (2003-06)	51
<b>GARDNER MINSHEW II (2019-20)</b>	<b>34</b>
Chad Henne (2012-17)	27
Blaine Gabbert (2011-13)	22
Quinn Gray (2005-07)	12

### INTERCEPTIONS THROWN

Mark Brunell (1995-2003)	86
Blake Bortles (2014-18)	75
David Garrard (2002-10)	54
Byron Leftwich (2003-06)	36
Chad Henne (2012-17)	26
Blaine Gabbert (2011-13)	24

### INTERCEPTION % (MIN. 125 ATTEMPTS)

<b>GARDNER MINSHEW II (2019-20)</b>	<b>1.5</b>
Cody Kessler (2018)	1.5
David Garrard (2002-10)	2.4
Mark Brunell (1995-2003)	2.4
Byron Leftwich (2003-06)	2.7
Quinn Gray (2005-07)	2.8
Blake Bortles (2014-18)	2.8
Chad Henne (2012-17)	2.9

### LONGEST PASSING TOUCHDOWNS

Blake Bortles (Dec. 27, 2015 at N.O.)	90
Byron Leftwich (Sept. 28, 2003 at HOU)	84
Chad Henne (Nov. 18, 2012 at HOU)	81
Blake Bortles (Nov. 11, 2018 at IND)	80
Blake Bortles (Dec. 13, 2015 vs. IND)	80
Blaine Gabbert (Sept. 23, 2012 at IND)	80
Quinn Gray (Nov. 4, 2007 at N.O.)	80
Mark Brunell (Sept. 15, 2002 at K.C.)	79
Mark Brunell (Nov. 1, 1998 at BAL)	78
Blake Bortles (Dec. 10, 2017 vs. SEA)	75

### 300-YARD PASSING GAMES

Mark Brunell (1995-2003)	22
Blake Bortles (2014-18)	20
David Garrard (2002-10)	6
<b>GARDNER MINSHEW II (2019-20)</b>	<b>5</b>
Chad Henne (2012-17)	5
Byron Leftwich (2003-06)	4
Quinn Gray (2003-07)	2

### 400-YARD PASSING GAMES

Mark Brunell (1995-2003)	2
Blake Bortles (2014-18)	1

### PASS COMPLETIONS

Mark Brunell (1995-2003)	2,184
Blake Bortles (2014-18)	1,561
David Garrard (2002-10)	1,406
Byron Leftwich (2003-06)	789
Chad Henne (2012-17)	513
<b>GARDNER MINSHEW II (2019-20)</b>	<b>461</b>
Blaine Gabbert (2011-13)	414
Quinn Gray (2005-07)	101

### CONSECUTIVE GAMES WITH TD PASS

Blake Bortles (Sept. 13-Dec. 27, 2015)	15
Mark Brunell (Oct. 7, 2001-Sept. 15, 2002)	14
Byron Leftwich (Nov. 30, 2003-Oct. 24, 2004)	12
Blake Bortles (Sept. 11-Nov. 27, 2016)	11
Mark Brunell (Oct. 22, 2000-Sept. 1, 2001)	10
David Garrard (Dec. 17, 2006-Oct. 14, 2007)	8
Byron Leftwich (Sept. 25-Nov. 20, 2005)	8
Mark Brunell (Oct. 19-Dec. 7, 1997)	8
Mark Brunell (Sept. 17-Nov. 12, 1995)	8

### CONSECUTIVE GAMES WITH NO INTs

David Garrard (Sept. 9-Nov. 25, 2007)	8
David Garrard (Dec. 11, 2005-Nov. 5, 2006)	6
Mark Brunell (Oct. 11-Nov. 14, 1999)	5
Mark Brunell (Dec. 1, 1996-Sept. 22, 1997)	5

### CONSECUTIVE PASSES WITH NO INTs


David Garrard (Sept. 9-Nov. 25, 2007)	209
David Garrard (Dec. 4, 2005-Nov. 12, 2006)	175
Mark Brunell (Nov. 24, 1996-Sept. 28, 1997)	172
<b>GARDNER MINSHEW II (SEPT. 8-OCT. 13, 2019)</b>	<b>163</b>
David Garrard (Nov. 22-Dec. 17, 2009)	155

### PASSER RATING (MIN. 200 ATTEMPTS)

<b>GARDNER MINSHEW II (2019-20)</b>	<b>94.4</b>
David Garrard (2002-10)	85.8
Mark Brunell (1995-2003)	85.4
Blake Bortles (2014-18)	80.6
Byron Leftwich (2003-06)	80.5
Chad Henne (2012-17)	75.4

### COMPLETION % (MIN. 200 ATTEMPTS)

<b>GARDNER MINSHEW II (2019)</b>	<b>65.9</b>
David Garrard (2002-10)	61.6
Mark Brunell (1995-2003)	60.4
Blake Bortles (2014-18)	59.3
Byron Leftwich (2003-06)	58.7
Chad Henne (2012-17)	57.6
Blaine Gabbert (2011-13)	53.3



### LONGEST PASS COMPLETIONS

Blake Bortles (Dec. 27, 2015 at N.O.)	90t
Byron Leftwich (Sept. 28, 2003 at HOU)	84t
Chad Henne (Nov. 18, 2012 at HOU)	81t
Blake Bortles (Nov. 11, 2018 at IND)	80
Blake Bortles (Dec. 13, 2015 vs. IND)	80t
Blaine Gabbert (Sept. 23, 2012 at IND)	80t
Quinn Gray (Nov. 4, 2007 at N.O.)	80t
Mark Brunell (Sept. 15, 2002 at K.C.)	79t
Mark Brunell (Nov. 1, 1998 at BAL)	78t
Blake Bortles (Dec. 10, 2017 vs. SEA)	75t
David Garrard (Nov. 21, 2010 vs. CLE)	75
Mark Brunell (Nov. 9, 1997 vs. K.C.)	75

### AVG. GAIN PER ATTEMPT (MIN. 200 ATTEMPTS)

Mark Brunell (1995-2003)	7.1
David Garrard (2002-10)	7.0
<b>GARDNER MINSHEW II (2019-20)</b>	<b>6.9</b>
Byron Leftwich (2003-06)	6.
Blake Bortles (2014-18)	6.7
Chad Henne (2012-17)	6.5





# INDIVIDUAL RECORDS



## RUSHING

### RUSHING YARDS

Fred Taylor (1998-2008)	11,271
Maurice Jones-Drew (2006-13)	8,071
James Stewart (1995-99)	2,951
Leonard Fournette (2017-19)	2,631
Mark Brunell (1995-2003)	2,219
T.J. Yeldon (2015-18)	1,872
Blake Bortles (2014-18)	1,775
David Garrard (2002-10)	1,746
Stacey Mack (1999-2002)	1,498
Natrone Means (1996-97)	1,330

### CONSECUTIVE GAMES WITH RUSHING TD

Maurice Jones-Drew (Nov. 12-Dec. 31, 2006)	8
Maurice Jones-Drew (Oct. 18-Nov. 22, 2009)	5
Maurice Jones-Drew (Nov. 11-Dec. 2, 2007)	4
Fred Taylor (Dec. 3-23, 2000)	4
Fred Taylor (Dec. 13, 1999-Jan. 2, 2000)	4
James Stewart (Nov. 21-Dec. 13, 1999)	4
Fred Taylor (Nov. 1-22, 1998)	4
Natrone Means (Nov. 9-30, 1997)	4



### RUSHING ATTEMPTS

Fred Taylor (1998-2008)	2,428
Maurice Jones-Drew (2006-13)	1,804
James Stewart (1995-99)	765
Leonard Fournette (2017-19)	666
T.J. Yeldon (2015-18)	465
Mark Brunell (1995-2003)	429
Natrone Means (1996-97)	396
David Garrard (2002-10)	380
Stacey Mack (1999-2002)	372
Blake Bortles (2014-18)	281
Greg Jones (2004-12)	270

### RUSHING AVERAGE (MIN. 100 ATTEMPTS)

Blake Bortles (2014-18)	6.32
Mark Brunell (1995-2003)	5.17
Fred Taylor (1998-2008)	4.64
David Garrard (2002-10)	4.59
Maurice Jones-Drew (2006-13)	4.47
<b>JAMES ROBINSON (2020)</b>	<b>4.40</b>
Rashad Jennings (2009-12)	4.21
Jordan Todman (2012-14)	4.05
T.J. Yeldon (2015-18)	4.03

### LONGEST RUNS FROM SCRIMMAGE

Leonard Fournette (OCT. 8, 2017 at PIT)	90t
Leonard Fournette (SEPT. 29, 2019 at DEN)	81
Maurice Jones-Drew (Nov. 1, 2009 at TEN)	80t
Fred Taylor (Dec. 9, 2007 vs. CAR)	80t
Maurice Jones-Drew (Nov. 1, 2009 at TEN)	79t
Fred Taylor (Oct. 12, 1998 vs. MIA)	77t
Fred Taylor (Oct. 14, 2007 vs. HOU)	76
Fred Taylor (Dec. 10, 2006 vs. IND)	76
Leonard Fournette (Oct. 15, 2017 vs. LAR)	75t

### LONGEST RUSHING TDs

Leonard Fournette (OCT. 8, 2017 at PIT)	90
Maurice Jones-Drew (Nov. 1, 2009 at TEN)	80
Fred Taylor (Dec. 9, 2007 vs. CAR)	80
Fred Taylor (Oct. 12, 1998 vs. MIA)	77
Leonard Fournette (Oct. 15, 2017 vs. LAR)	75

### RUSHING TOUCHDOWNS

Maurice Jones-Drew (2006-13)	68
Fred Taylor (1998-2008)	62
James Stewart (1995-99)	33
Stacey Mack (1999-2002)	19
Leonard Fournette (2017-19)	17
David Garrard (2002-10)	17
Mark Brunell (1995-2003)	14
Natrone Means (1996-97)	11
Greg Jones (2004-12)	10

### 200-YARD RUSHING GAMES

Leonard Fournette (2017-19)	1
Fred Taylor (1998-2008)	1

### 100-YARD RUSHING GAMES

Fred Taylor (1998-2008)	48
Maurice Jones-Drew (2006-13)	27
Leonard Fournette (2017-19)	8
James Stewart (1995-99)	6
<b>JAMES ROBINSON</b>	<b>3</b>
T.J. Yeldon (2015-18)	3

### CONSECUTIVE 100-YARD GAMES

Fred Taylor (Oct. 16-Dec. 17, 2000)	9
Maurice Jones-Drew (Oct. 31-Dec. 12, 2010)	6
Fred Taylor (Nov. 25-Dec. 23, 2007)	5
Maurice Jones-Drew (Dec. 15, 2011-Jan. 1, 2012)	3
Fred Taylor (Nov. 14-28, 2004)	3
Fred Taylor (Nov. 23-Dec. 7, 2003)	3
Stacey Mack (Dec. 16-30, 2001)	3

## RECEIVING

### RECEPTIONS

Jimmy Smith (1995-2005)	862
Keenan McCardell (1996-2001)	499
Mercedes Lewis (2006-17)	375
Maurice Jones-Drew (2006-13)	335
Fred Taylor (1998-2008)	286
Kyle Brady (1999-2006)	241
Allen Robinson (2014-17)	202
Pete Mitchell (1995-2002)	191
Reggie Williams (2004-08)	189
Allen Hurns (2014-17)	189

### CONSECUTIVE GAMES WITH RECEPTION

Jimmy Smith (Oct. 29, 1995-Dec. 17, 2000)	86
Jimmy Smith (Sept. 9, 2001-Jan. 1, 2006)	76
Maurice Jones-Drew (Dec. 10, 2006-Dec. 19, 2010)	65
Keenan McCardell (Dec. 28, 1998-Jan. 6, 2002)	49
Keenan McCardell (Sept. 1, 1996-Dec. 13, 1998)	45
Allen Robinson (Sept. 7, 2014-Sept. 10, 2017)	43
Allen Hurns (Sept. 7, 2014-Oct. 27, 2016)	38
Leonard Fournette (Sept. 10, 2017 - Dec. 22, 2019)	36

### RECEIVING YARDS

Jimmy Smith (1995-2005)	12,287
Keenan McCardell (1996-2001)	6,393
Mercedes Lewis (2006-16)	4,502
Maurice Jones-Drew (2006-13)	2,873
Allen Robinson (2014-17)	2,848
Allen Hurns (2014-17)	2,631
Kyle Brady (1999-2006)	2,500
Fred Taylor (1998-2008)	2,361
Cecil Shorts III (2011-14)	2,343
Reggie Williams (2004-08)	2,322
Marqise Lee (2014-19)	2,184

### CONSECUTIVE GAMES WITH RECEIVING TD

Allen Hurns (Sept. 27-Nov. 15, 2015)	7
Allen Robinson (Nov. 29-Dec. 27, 2015)	5
Julius Thomas (Nov. 19-Dec. 13, 2015)	4
Mercedes Lewis (Dec. 1-22, 2013)	4
Cecil Shorts III (Nov. 8-Dec. 2, 2012)	4
Reggie Williams (Dec. 9-30, 2007)	4

### RECEIVING TOUCHDOWNS

Jimmy Smith (1995-2005)	67
Mercedes Lewis (2006-17)	33
Keenan McCardell (1996-2001)	30
Allen Robinson (2014-17)	22
Allen Hurns (2014-17)	21
Reggie Williams (2004-08)	18
Ernest Wilford (2004-10)	15
Matt Jones (2005-08)	15
Mike Sims-Walker (2008-11)	14
Kyle Brady (1999-2006)	13

### YARDS PER RECEPTION (MIN. 100 RECEPTIONS)

<b>KEELAN COLE (2017-20)</b>	<b>14.68</b>
Jimmy Smith (1995-2005)	14.25
Allen Hurns (2014-17)	14.12
Allen Robinson (2014-17)	14.10
Ernest Wilford (2004-10)	13.86
<b>DJ CHARK JR. (2018-20)</b>	<b>13.50</b>
Mike Sims-Walker (2008-11)	13.49





# INDIVIDUAL RECORDS



## RECEIVING



### 200-YARD RECEIVING GAMES

Jimmy Smith (1995-2005).....	2
Justin Blackmon (2012-13).....	1
Keenan McCardell (1996-2001).....	1

### 100-YARD RECEIVING GAMES

Jimmy Smith (1995-2005).....	46
Keenan McCardell (1996-2001).....	19
Allen Robinson (2014-17).....	8
Allen Hurns (2014-17).....	8
Cecil Shorts III (2011-14).....	7
Matt Jones (2005-08).....	6
Mike Sims-Walker (2008-10).....	6
<b>KEELAN COLE (2017-20).....</b>	<b>4</b>
<b>DJ CHARK JR. (2018-19).....</b>	<b>4</b>
Justin Blackmon (2012-13).....	3

### LONGEST RECEPTIONS

Allen Robinson (Dec. 27, 2015 at N.O.).....	90t
Troy Edwards (Sept. 28, 2003 at HOU).....	84t
Justin Blackmon (Nov. 18, 2012 at HOU).....	81t
Donte Moncrief (Dec. 11, 2018 at IND).....	80t
Allen Hurns (Dec. 13, 2015 vs. IND).....	80t
Cecil Shorts III (Sept. 23, 2012 at IND).....	80t
Reggie Williams (Nov. 4, 2007 at N.O.).....	80t

### CONSECUTIVE 100-YARD GAMES

Jimmy Smith (Oct. 24-Nov. 14, 2004).....	3
Jimmy Smith (Dec. 19, 1999-Jan. 2, 2000).....	3
Jimmy Smith (Nov. 21-Dec. 2, 1999).....	3
Jimmy Smith (Sept. 12-26, 1999).....	3
Jimmy Smith (Nov. 29-Dec. 13, 1998).....	3
Jimmy Smith (Nov. 9-23, 1997).....	3
Jimmy Smith (Aug. 31-Sept. 22, 1997).....	3

### LONGEST RECEIVING TDs

Allen Robinson (Dec. 27, 2015 at N.O.).....	90
Troy Edwards (Sept. 28, 2003 at HOU).....	84
Justin Blackmon (Nov. 18, 2012 at HOU).....	81
Donte Moncrief (Nov. 11, 2018 at IND).....	80
Allen Hurns (Dec. 13, 2015 vs. IND).....	80
Cecil Shorts III (Sept. 23, 2012 at IND).....	80
Reggie Williams (Nov. 4, 2007 at N.O.).....	80
Patrick Johnson (Sept. 15, 2002 at K.C.).....	79
Fred Taylor (Nov. 1, 1998 at BAL).....	78
<b>KEELAN COLE (DEC. 10, 2017 vs. SEA).....</b>	<b>75</b>

## YARDAGE

### SCRIMMAGE YARDS

Fred Taylor (1998-2008).....	13,632
Jimmy Smith (1995-2005).....	12,286
Maurice Jones-Drew (2006-13).....	10,944
Keenan McCardell (1996-2001).....	6,393
Mercedes Lewis (2006-17).....	4,502
James Stewart (1995-99).....	3,804
Leonard Fournette (2017-19).....	3,640
T.J. Yeldon (2015-18).....	3,174
Allen Robinson (2014-17).....	2,848
Allen Hurns (2014-17).....	2,631

### ALL-PURPOSE YARDS

Fred Taylor (1998-2008).....	13,640
Maurice Jones-Drew (2006-13).....	13,115
Jimmy Smith (1995-2005).....	12,875
Keenan McCardell (1996-2001).....	6,499
Mercedes Lewis (2006-17).....	4,502
James Stewart (1995-99).....	3,804
Reggie Barlow (1996-2000).....	3,687
Leonard Fournette (2017-19).....	3,640
Mike Thomas (2009-12).....	3,276
T.J. Yeldon (2015-18).....	3,174
Allen Robinson (2014-17).....	2,848

## PUNTING

### PUNTS

Bryan Barker (1995-2000).....	456
Chris Hanson (2001-06).....	424
Bryan Anger (2012-15).....	360
Adam Podlesh (2007-10).....	229
<b>LOGAN COOKE (2018-20).....</b>	<b>192</b>
Brad Nortman (2016-17).....	164

### LONGEST PUNTS

Bryan Barker (Oct. 11, 1999 at NYJ).....	83
Brad Nortman (Oct. 2, 2016 vs. IND).....	78
Adam Podlesh (Oct. 28, 2007 at T.B.).....	76
Chris Hanson (Nov. 20, 2005 at TEN).....	74
Bryan Anger (Oct. 4, 2012 vs. DET).....	73
<b>LOGAN COOKE (DEC. 16, 2017 vs. WAS).....</b>	<b>72</b>
Bryan Anger (Dec. 14, 2014 at BAL).....	69
Chris Hanson (Sept. 12, 2004 at BUF).....	69
Brad Nortman (Dec. 18, 2016 at HOU).....	67
Brad Nortman (Sept. 11, 2016 vs. G.B.).....	67

### PUNT YARDS

Bryan Barker (1995-2000).....	19,849
Chris Hanson (2001-06).....	18,190
Bryan Anger (2012-15).....	16,855
Adam Podlesh (2007-10).....	9,751
<b>LOGAN COOKE (2018-20).....</b>	<b>8,795</b>
Brad Nortman (2016-17).....	7,424

### INSIDE THE 20

Bryan Barker (1995-2000).....	151
Chris Hanson (2001-06).....	136
Bryan Anger (2011-15).....	113
<b>LOGAN COOKE (2018-20).....</b>	<b>76</b>
Adam Podlesh (2007-10).....	75

### GROSS AVERAGE (MIN. 100 PUNTS)

Bryan Anger (2012-15).....	46.8
<b>LOGAN COOKE (2018-20).....</b>	<b>45.8</b>
Brad Nortman (2016-17).....	45.3
Bryan Barker (1995-2000).....	43.5
Chris Hanson (2001-06).....	42.9

### NET AVERAGE (MIN. 100 PUNTS)

<b>LOGAN COOKE (2018-20).....</b>	<b>42.8</b>
Bryan Anger (2012-15).....	40.5
Brad Nortman (2016-17).....	39.2
Adam Podlesh (2007-10).....	37.8

### FEWEST TOUCHBACKS (MIN. 100 PUNTS)

<b>LOGAN COOKE (2018-20).....</b>	<b>10</b>
Brad Nortman (2016-17).....	17
Adam Podlesh (2007-10).....	19
Bryan Anger (2012-15).....	27
Bryan Barker (1995-2000).....	43

# INDIVIDUAL RECORDS



## RETURNS

### KICKOFF RETURNS

Maurice Jones-Drew (2006-13) .....	79
Deji Karim (2010-11) .....	77
Brian Witherspoon (2008-09) .....	76
Reggie Barlow (1996-2000) .....	70
Jordan Todman (2012-14) .....	68
Willie Jackson (1995-97) .....	58
David Allen (2003-04) .....	52
Derrick Wimbush (2005-06) .....	47
Elvis Joseph (2001-02) .....	44
Corey Grant (2015-18) .....	41

### LONGEST KICKOFF RETURNS

Marqise Lee (Dec. 18, 2016 at HOU) .....	100t
Maurice Jones-Drew (Nov. 4, 2007 at N.O.) .....	100t
Alvis Whitted (Dec. 26, 1999 at TEN) .....	98t
Elvis Joseph (Nov. 18, 2001 at PIT) .....	95t
Maurice Jones-Drew (Dec. 10, 2006 vs. IND) .....	93t
Reggie Barlow (Dec. 7, 1997 vs. N.E.) .....	92t

### PUNT RETURNS

Reggie Barlow (1996-2000) .....	146
Alvin Pearman (2005-08) .....	81
Mike Thomas (2009-12) .....	75
Ace Sanders (2013-14) .....	57
<b>DEDE WESTBROOK (2017-20) .....</b>	<b>44</b>
David Allen (2003-04) .....	42
Rashad Greene Sr. (2015-18) .....	41
Jaydon Mickens (2017-18) .....	39
Damon Gibson (2001-02) .....	39
Chris Hudson (1995-98) .....	32

### KICKOFF RETURN YARDS

Maurice Jones-Drew (2006-12) .....	2,054
Deji Karim (2010-11) .....	1,900
Brian Witherspoon (2008-09) .....	1,818
Jordan Todman (2012-14) .....	1,762
Reggie Barlow (1996-2000) .....	1,634
Willie Jackson (1995-97) .....	1,206
Derrick Wimbush (2005-06) .....	1,136
David Allen (2003-04) .....	1,041
Elvis Joseph (2001-02) .....	990
Corey Grant (2015-18) .....	967

### KICK RETURN AVERAGE (MIN. 50 RETURNS)

Maurice Jones-Drew (2006-13) .....	26.00
Jordan Todman (2012-14) .....	25.91
Deji Karim (2010-11) .....	24.68
Brian Witherspoon (2008-09) .....	23.92
Reggie Barlow (1996-2000) .....	23.34
Willie Jackson (1995-97) .....	20.79

### PUNT RETURN AVERAGE (MIN. 25 RETURNS)

Bobby Shaw (2002) .....	12.40
David Allen (2003-04) .....	11.14
Rashad Greene Sr. (2015-18) .....	10.93
Chris Hudson (1995-98) .....	10.88
Reggie Barlow (1996-2000) .....	10.83
Jermaine Lewis (2003-04) .....	9.71
<b>DEDE WESTBROOK (2017-20) .....</b>	<b>9.70</b>
Jaydon Mickens (2017-18) .....	8.87
Alvin Pearman (2005-08) .....	8.56
Damon Gibson (2001-02) .....	8.54

### PUNT RETURN TOUCHDOWNS

Reggie Barlow (1996-2000) .....	2
<b>DEDE WESTBROOK (2017-20) .....</b>	<b>1</b>
Jaydon Mickens (2017-18) .....	1
Rashad Greene Sr. (2015-18) .....	1
Mike Thomas (2009-12) .....	1
Bobby Shaw (2002) .....	1

### KICKOFF RETURN TOUCHDOWNS

Maurice Jones-Drew (2006-11) .....	2
Marqise Lee (2014-2019) .....	1
Derrick Wimbush (2005-06) .....	1
Jimmy Smith (1995-2005) .....	1
Elvis Joseph (2001-02) .....	1
Alvis Whitted (1998-2001) .....	1
Reggie Barlow (1996-2000) .....	1



### PUNT RETURN YARDS

Reggie Barlow (1996-2000) .....	1,581
Alvin Pearman (2005-08) .....	693
Mike Thomas (2009-12) .....	620
David Allen (2003-04) .....	468
Rashad Greene Sr. (2015-18) .....	448
<b>DEDE WESTBROOK (2017-20) .....</b>	<b>425</b>
Ace Sanders (2013-14) .....	367
Chris Hudson (1995-98) .....	348
Jaydon Mickens (2017-18) .....	346
Damon Gibson (2001-02) .....	333

### LONGEST PUNT RETURNS

<b>KEELAN COLE (NOV. 15, 2020 AT G.B.) .....</b>	<b>91T</b>
Reggie Barlow (Sept. 13, 1998 vs. K.C.) .....	85t
Mike Thomas (Dec. 19, 2010 at IND) .....	78t
<b>DEDE WESTBROOK (DEC. 16, 2018 VS. WAS) .....</b>	<b>74t</b>
Reggie Barlow (Nov. 21, 1999 vs. N.O.) .....	74t
Rashad Greene Sr. (Dec. 13, 2015 vs. IND) .....	73t
Jaydon Mickens (Dec. 10, 2017 vs. SEA) .....	72

## DEFENSE

### INTERCEPTIONS

Rashean Mathis (2003-12) .....	30
Aaron Beasley (1996-2001) .....	15
Donovin Darius (1998-2006) .....	14
Derek Cox (2009-12) .....	12
Paul Posluszny (2011-17) .....	11
Jalen Ramsey (2016-19) .....	9
Telvin Smith Sr. (2014-18) .....	9
A.J. Bouye (2017-19) .....	8
Mike Peterson (2003-08) .....	8
Chris Hudson (1995-98) .....	8

### LONGEST INTERCEPTION RETURNS

Aaron Beasley (Sept. 12, 1999 vs. S.F.) .....	93t
Rashean Mathis (Oct. 5, 2008 vs. PIT) .....	72t
Tashaun Gipson Sr. (Sept. 10, 2017 at HOU) .....	67
Rashean Mathis (Sept. 21, 2008 at IND) .....	61t
Paul Posluszny (Oct. 13, 2013 at DEN) .....	59t

### INTs RETURNED FOR TOUCHDOWN

Rashean Mathis (2003-12) .....	3
Telvin Smith Sr. (2014-18) .....	3
Aaron Beasley (1996-2001) .....	2

### CONSECUTIVE GAMES WITH INT

Brian Williams (Oct. 14-Nov. 11, 2007) .....	3
Rashean Mathis (Jan. 1 - Sept. 18, 2006) .....	3
Barry Church (Dec. 17 - 24, 2017) .....	2
A.J. Bouye (Nov. 12 - 19, 2017) .....	2
A.J. Bouye (Sept. 24 - Oct. 1, 2017) .....	2
Jalen Ramsey (Dec. 3-10, 2017) .....	2
Jalen Ramsey (Dec. 18-24, 2016) .....	2
Geno Hayes (Dec. 5-15, 2013) .....	2
Derek Cox (Oct. 7-21, 2012) .....	2
Morgan Trent (Dec. 24, 2011-Jan. 1, 2012) .....	2
Rashean Mathis (Dec. 31, 2006-Sept. 9, 2007) .....	2
Gerald Sensabaugh (Dec. 3-10, 2006) .....	2
Rashean Mathis (Sept. 10-18, 2006) .....	2
Rashean Mathis (Oct. 16-30, 2005) .....	2
Donovin Darius (Nov. 21-28, 2004) .....	2
Mike Peterson (Nov. 23-30, 2003) .....	2
Marlon McCree (Dec. 1-8, 2002) .....	2
Marlon McCree (Nov. 10-17, 2002) .....	2
Donovin Darius (Oct. 31-Nov. 7, 1999) .....	2
Chris Hudson (Sept. 20-27, 1998) .....	2
Chris Hudson (Nov. 2-9, 1997) .....	2
James Williams (Nov. 26-Dec. 3, 1995) .....	2





# INDIVIDUAL RECORDS



## DEFENSE

### SACKS

Tony Brackens (1996-2003).....	55.0
Yannick Ngakoue (2016-19).....	37.5
Joel Smeenge (1995-2000).....	34.0
Calais Campbell (2017-19).....	31.5
John Henderson (2002-09).....	29.0
Paul Spicer (2001-08).....	28.5
Kevin Hardy (1996-2001).....	28.5

### CONSECUTIVE GAMES WITH SACK

Tony Brackens (Nov. 11-Dec. 30, 2001) .....	8
Seven players, last: <b>JOSH ALLEN (OCT. 6-27, 2019).....</b>	<b>4</b>

### TACKLES

Daryl Smith (2004-12).....	1,089
Paul Posluszny (2011-17).....	973
Donovin Darius (1998-2006).....	858
Mike Peterson (2003-08).....	837
Kevin Hardy (1996-2001).....	789
Telvin Smith (2014-18).....	580
John Henderson (2002-09).....	563
Rashean Mathis (2003-12).....	554

### TAKEAWAYS

Rashean Mathis (2003-12).....	35
Donovin Darius (1998-2006).....	20
Tony Brackens (1996-2003).....	18
Aaron Beasley (1996-2001).....	18



## FUMBLES



### FUMBLES

Mark Brunell (1995-2003) .....	53
Blake Bortles (2014-18).....	46
David Garrard (2002-10).....	44
Fred Taylor (1998-2008) .....	26
Byron Leftwich (2003-06).....	26
Maurice Jones-Drew (2006-13) .....	22
Blaine Gabbert (2011-13) .....	21

### FUMBLES LOST

David Garrard (2002-10).....	21
Blake Bortles (2014-18).....	19
Mark Brunell (1995-2003) .....	18
Fred Taylor (1998-2008) .....	17
Maurice Jones-Drew (2006-13) .....	10
Byron Leftwich (2003-06) .....	10

### LONGEST FUMBLE RECOVERY RETURNS

Aaron Beasley (Nov. 8, 1998 vs. CIN) .....	90t
Donovin Darius (Nov. 1, 1998 at BAL).....	83t
<b>MYLES JACK (OCT. 1, 2017 AT N.Y. JETS) .....</b>	<b>81t</b>
Daryl Smith (Oct. 14, 2007 vs. HOU) .....	77t
Yannick Ngakoue (DEC. 31, 2017 at TEN).....	67t
Ainsley Battles (Dec. 3, 2001 vs. G.B.).....	60t

### FORCED FUMBLES

Tony Brackens (1996-2003).....	27
Yannick Ngakoue (2016-19).....	14
Daryl Smith (2004-12).....	9
Joel Smeenge (1995-2000).....	9
John Henderson (2002-09).....	8
Akin Ayodele (2002-05) .....	8
Kevin Hardy (1996-2001).....	8
Paul Spicer (2000-08).....	7
Bobby McCray (2004-07) .....	7
Donovin Darius (1998-2006).....	7
Aaron Beasley (1996-2001).....	7

### OPPONENT FUMBLE RECOVERIES

Tony Brackens (1996-2003).....	13
Telvin Smith Sr. (2014-18).....	6
Donovin Darius (1998-2006).....	6
Fernando Bryant (1999-2003).....	6
Kevin Hardy (1996-2001).....	6
Bryan Schwartz (1995-99).....	6
Travis Davis (1995-98).....	6

## BLOCKS

### BLOCKED FIELD GOALS

Marcus Stroud (2001-07).....	2
Clyde Simmons (1996-97).....	2
Calais Campbell (2017-19) .....	1
Tyson Alualu (2010-16) .....	1
Chris Clemons (2014-15).....	1
Rashean Mathis (2003-10).....	1
John Henderson (2002-09).....	1
Gerald Sensabaugh (2005-08) .....	1
Akin Ayodele (2002-05).....	1
Don Davey (1995-98).....	1

### BLOCKED PUNTS

Donovin Darius (1998-2006).....	2
Dave Thomas (1995-99).....	2

### BLOCKED FIELD GOAL RETURNS

Chris Hudson (Sept. 22, 1997 vs. PIT) .....	1
Mickey Washington (Dec. 1, 1996 vs. CIN) .....	1

### BLOCKED EXTRA POINTS

Cody Davis (Nov. 3, 2019 vs. HOU) .....	1
Telvin Smith Sr. (Dec. 31, 2017 at TEN).....	1
Jalen Myrick (Dec. 24, 2017 at S.F.).....	1
Sen'Derrick Marks (Nov. 20, 2016 at DET) .....	1
Tony Brackens (Oct. 5, 1997 vs. CIN).....	1
Clyde Simmons (Sept. 22, 1996 at N.E.) .....	1

### BLOCKED PUNT RETURNS

<b>DANIEL THOMAS (OCT. 25, 2020 AT LAC).....</b>	<b>1</b>
Mike Harris (Dec. 30, 2012 at TEN) .....	1
Zach Potter (Dec. 15, 2011 at ATL) .....	1
Alvis Whitted (Nov. 1, 1998 at BAL) .....	1
Jimmy Smith (Dec. 3, 1995 at DEN) .....	1

# SINGLE-SEASON RECORDS



## SCORING

### POINTS

Mike Hollis (1997).....	134
Mike Hollis (1999).....	130
Josh Scobee (2006).....	119
<b>JOSH LAMBO (2019).....</b>	<b>118</b>
Mike Hollis (1996).....	117
Jason Myers (2016).....	110
Jason Myers (2015).....	110
Mike Hollis (1998).....	108

### TOUCHDOWNS

Fred Taylor (1998).....	17
Maurice Jones-Drew (2009).....	16
Maurice Jones-Drew (2006).....	16
Allen Robinson (2015).....	14
Maurice Jones-Drew (2008).....	14
Fred Taylor (2000).....	14
James Stewart (1999).....	13
Maurice Jones-Drew (2011).....	11
Several players tied.....	10

### FIELD GOALS

<b>JOSH LAMBO (2019).....</b>	<b>33</b>
Mike Hollis (1999).....	31
Mike Hollis (1997).....	31
Mike Hollis (1996).....	30
Jason Myers (2016).....	27
Jason Myers (2015).....	26
Josh Scobee (2006).....	26
Josh Scobee (2012).....	25
Josh Scobee (2000).....	24
Mike Hollis (2000).....	24

### FIELD GOAL % (MIN. 20 ATTEMPTS)

<b>JOSH LAMBO (2019).....</b>	<b>97.1</b>
<b>JOSH LAMBO (2017).....</b>	<b>95.0</b>
Mike Hollis (2000).....	92.3
Josh Scobee (2013).....	92.0
Josh Scobee (2011).....	92.0
<b>JOSH LAMBO (2018).....</b>	<b>90.5</b>
Josh Scobee (2012).....	89.3
Jason Myers (2015).....	86.7
Mike Hollis (1997).....	86.1
Mike Hollis (1996).....	83.3
Mike Hollis (1999).....	81.6
Josh Scobee (2006).....	81.3



### EXTRA POINTS

Mike Hollis (1998).....	45
Josh Scobee (2010).....	41
Josh Scobee (2006).....	41
Mike Hollis (1997).....	41
Josh Scobee (2005).....	38
Mike Hollis (1999).....	37
Josh Scobee (2008).....	33
Mike Hollis (2000).....	33
Jason Myers (2015).....	32

## PASSING

### PASSING YARDS

Blake Bortles (2015).....	4,428
Mark Brunell (1996) *Led NFL* .....	4,367
Blake Bortles (2016).....	3,905
Blake Bortles (2017).....	3,687
Mark Brunell (2000).....	3,640
David Garrard (2008).....	3,620
David Garrard (2009).....	3,597
Mark Brunell (2001).....	3,309
Mark Brunell (1997).....	3,281
<b>GARDNER MINSHEW II (2019).....</b>	<b>3,271</b>

### PASS ATTEMPTS

Blake Bortles (2016).....	625
Blake Bortles (2015).....	606
Mark Brunell (1996).....	557
David Garrard (2008).....	535
Blake Bortles (2017).....	523
David Garrard (2009).....	516
Mark Brunell (2000).....	512
Chad Henne (2013).....	503
Blake Bortles (2014).....	475
Mark Brunell (2001).....	473

### PASS COMPLETIONS

Blake Bortles (2016).....	368
Blake Bortles (2015).....	355
Mark Brunell (1996).....	353
David Garrard (2008).....	335
Blake Bortles (2017).....	315
David Garrard (2009).....	314
Mark Brunell (2000).....	311
Chad Henne (2013).....	305
Mark Brunell (2001).....	289
<b>GARDNER MINSHEW II (2019).....</b>	<b>285</b>

### TOUCHDOWN PASSES

Blake Bortles (2015).....	35
Blake Bortles (2016).....	23
David Garrard (2010).....	23
<b>GARDNER MINSHEW II (2019).....</b>	<b>21</b>
Blake Bortles (2017).....	21
Mark Brunell (2000).....	20
Mark Brunell (1998).....	20
Mark Brunell (2001).....	19
Mark Brunell (1996).....	19
David Garrard (2007).....	18
Mark Brunell (1997).....	18

### INTERCEPTIONS

Mark Brunell (1996).....	20
Blake Bortles (2015).....	18
Blake Bortles (2014).....	17
Blake Bortles (2016).....	16
Byron Leftwich (2003).....	16
David Garrard (2010).....	15
Chad Henne (2013).....	14
Mark Brunell (2000).....	14
Blake Bortles (2017).....	13
David Garrard (2008).....	13
Mark Brunell (2001).....	13

### INTERCEPTION % (MIN. 300 ATTEMPTS)

David Garrard (2007).....	0.9
<b>GARDNER MINSHEW II (2019).....</b>	<b>1.3</b>
Mark Brunell (1997).....	1.6
Byron Leftwich (2005).....	1.7
Mark Brunell (2002).....	1.7
David Garrard (2009).....	1.9
Mark Brunell (1999).....	2.0
Mark Brunell (1995).....	2.0
Byron Leftwich (2004).....	2.3

### COMPLETION % (MIN. 300 ATTEMPTS)

David Garrard (2010).....	64.5
David Garrard (2007).....	64.0
Mark Brunell (1996).....	63.4
David Garrard (2008).....	62.6
Mark Brunell (2001).....	61.1
David Garrard (2009).....	60.9
Mark Brunell (2000).....	60.7

### PASSER RATING (MIN. 300 ATTEMPTS)

David Garrard (2007).....	102.2
<b>GARDNER MINSHEW II (2019).....</b>	<b>91.2</b>
Mark Brunell (1997).....	91.2
David Garrard (2010).....	90.8
Mark Brunell (1998).....	89.9
Byron Leftwich (2005).....	89.3
Blake Bortles (2015).....	88.2
Mark Brunell (2002).....	85.7
Blake Bortles (2017).....	84.7

### AVG. GAIN PER ATTEMPT (MIN. 300 ATTEMPTS)

Mark Brunell (1996) *Led NFL* .....	7.8
David Garrard (2007).....	7.7
Mark Brunell (1997).....	7.5
David Garrard (2010).....	7.5
Blake Bortles (2015).....	7.3
Mark Brunell (1998).....	7.3
Mark Brunell (2000).....	7.1
Blake Bortles (2017).....	7.0
Byron Leftwich (2005).....	7.0
Mark Brunell (2001).....	7.0

### 400-YARD PASSING GAMES

Mark Brunell (1996).....	2
Blake Bortles (2018).....	1

### 300-YARD PASSING GAMES

Blake Bortles (2015).....	6
Mark Brunell (1996).....	6
Blake Bortles (2016).....	5
Blake Bortles (2018).....	4
Blake Bortles (2017).....	4



# SINGLE-SEASON RECORDS



## RUSHING

### RUSHING YARDS

Maurice Jones-Drew (2011) *Led NFL*	1,606
Fred Taylor (2003)	1,572
Fred Taylor (2000)	1,399
Maurice Jones-Drew (2009)	1,391
Maurice Jones-Drew (2010)	1,324
Fred Taylor (2002)	1,314
Fred Taylor (2004)	1,224
Fred Taylor (1998)	1,223
Fred Taylor (2007)	1,202
Leonard Fournette (2019)	1,152

### RUSHING ATTEMPTS

Fred Taylor (2003)	345
Maurice Jones-Drew (2011)	343
Maurice Jones-Drew (2009)	312
Maurice Jones-Drew (2010)	299
Fred Taylor (2000)	292
Fred Taylor (2002)	287
Leonard Fournette (2017)	268
Leonard Fournette (2019)	265
Fred Taylor (1998)	264
Fred Taylor (2004)	260

### RUSHING TOUCHDOWNS

Maurice Jones-Drew (2009)	15
Fred Taylor (1998)	14
Maurice Jones-Drew (2006)	13
James Stewart (1999)	13
Maurice Jones-Drew (2008)	12
Fred Taylor (2000)	12
Leonard Fournette (2017)	9
Maurice Jones-Drew (2007)	9
Stacey Mack (2002)	9
Stacey Mack (2001)	9
Natrone Means (1997)	9

### RUSHING AVERAGE (MIN. 150 ATTEMPTS)

Maurice Jones-Drew (2006)	5.67
Fred Taylor (2007)	5.39
Fred Taylor (2006)	4.96
Fred Taylor (2000)	4.79
Fred Taylor (2004)	4.71
Maurice Jones-Drew (2011)	4.68
Fred Taylor (1998)	4.63
Maurice Jones-Drew (2007)	4.60
Fred Taylor (1999)	4.60

### 200-YARD RUSHING GAMES

Leonard Fournette (2019)	1
Fred Taylor (2000)	1



### 100-YARD RUSHING GAMES

Fred Taylor (2000)	9
Maurice Jones-Drew (2010)	7
Fred Taylor (2003)	7
Maurice Jones-Drew (2011)	6
Fred Taylor (1998)	6
Leonard Fournette (2017)	5
Maurice Jones-Drew (2009)	5
Fred Taylor (2007)	5
Fred Taylor (2004)	5
Fred Taylor (2002)	5
Fred Taylor (2006)	4

## RECEIVING

### RECEPTIONS

Jimmy Smith (1999) *Led NFL*	116
Jimmy Smith (2001)	112
Keenan McCardell (2000)	94
Keenan McCardell (2001)	93
Jimmy Smith (2000)	91
Keenan McCardell (1997)	85
Keenan McCardell (1996)	85
Jimmy Smith (1996)	83
Jimmy Smith (1997)	82

### RECEIVING TOUCHDOWNS

Allen Robinson (2015) *Led NFL*	14
Allen Hurns (2015)	10
Mercedes Lewis (2010)	10
Reggie Williams (2007)	10
<b>DJ CHARK JR. (2019)</b>	<b>8</b>
Jimmy Smith (2001)	8
Jimmy Smith (2000)	8
Jimmy Smith (1998)	8

### 200-YARD RECEIVING GAMES

Justin Blackmon (2012)	1
Jimmy Smith (2000)	1
Jimmy Smith (1999)	1
Keenan McCardell (1996)	1

### RECEIVING YARDS

Jimmy Smith (1999)	1,636
Allen Robinson (2015)	1,400
Jimmy Smith (2001)	1,373
Jimmy Smith (1997)	1,324
Jimmy Smith (1996)	1,244
Jimmy Smith (2000)	1,213
Keenan McCardell (2000)	1,207
Jimmy Smith (1998)	1,182
Jimmy Smith (2004)	1,172
Keenan McCardell (1997)	1,164
Keenan McCardell (1996)	1,129
Keenan McCardell (2001)	1,110
Allen Hurns (2015)	1,031
Jimmy Smith (2002)	1,027
Jimmy Smith (2005)	1,023

### 100-YARD RECEIVING GAMES

Jimmy Smith (1999)	9
Allen Robinson (2015)	6
Jimmy Smith (2001)	6
Jimmy Smith (1997)	6
Allen Hurns (2015)	5
Keenan McCardell (2000)	5
Jimmy Smith (2000)	5
Jimmy Smith (1998)	5

### YARDS PER RECEPTION (MIN. 50 RECEPTIONS)

Cecil Shorts III (2012)	17.80
Allen Robinson (2015)	17.50
Jimmy Smith (1997)	16.15
Allen Hurns (2015)	16.11
Jimmy Smith (2004)	15.84
Jimmy Smith (1998)	15.15



## YARDAGE

### SCRIMMAGE YARDS

Maurice Jones-Drew (2011)	1,980
Fred Taylor (2003)	1,942
Maurice Jones-Drew (2009)	1,765
Fred Taylor (2002)	1,722
Leonard Fournette (2019)	1,674
Fred Taylor (1998)	1,644
Maurice Jones-Drew (2010)	1,641
Fred Taylor (2000)	1,639
Jimmy Smith (1999)	1,636
Fred Taylor (2004)	1,569

### ALL-PURPOSE YARDS

Maurice Jones-Drew (2006)	2,250
Maurice Jones-Drew (2007)	2,014
Maurice Jones-Drew (2011)	1,964
Fred Taylor (2003)	1,942
Maurice Jones-Drew (2009)	1,886
Maurice Jones-Drew (2008)	1,739
Fred Taylor (2002)	1,722
Leonard Fournette (2019)	1,674
Fred Taylor (1998)	1,653
Maurice Jones-Drew (2010)	1,641



# SINGLE-SEASON RECORDS



## PUNTING

### PUNTS

Bryan Anger (2013) .....	95
Bryan Anger (2014) .....	94
Bryan Anger (2012) .....	91
Brad Nortman (2017) .....	87
<b>LOGAN COOKE (2018).....</b>	<b>86</b>
Bryan Barker (1998).....	85
Chris Hanson (2004).....	84
Chris Hanson (2005).....	82
Chris Hanson (2001).....	82
Bryan Barker (1995).....	82

### GROSS AVERAGE (MIN. 50 PUNTS)

Bryan Anger (2012) *NFL rookie record* .....	47.8
Bryan Anger (2014) .....	47.5
<b>LOGAN COOKE (2019).....</b>	<b>46.8</b>
Brad Nortman (2016) .....	46.6
Bryan Anger (2015) .....	46.3
Bryan Anger (2013) .....	45.7
<b>LOGAN COOKE (2018).....</b>	<b>45.0</b>

### NET AVERAGE (MIN. 50 PUNTS)

<b>LOGAN COOKE (2019) * Led NFL *.....</b>	<b>44.5</b>
<b>LOGAN COOKE (2018).....</b>	<b>41.3</b>
Bryan Anger (2012) *NFL rookie record* .....	40.8
Bryan Anger (2013) .....	40.5
Bryan Anger (2014) .....	39.6
Brad Nortman (2016) .....	39.5
Bryan Anger (2015) .....	39.5

### INSIDE THE 20

<b>LOGAN COOKE (2018).....</b>	<b>37</b>
Chris Hanson (2005).....	33
Bryan Barker (1999).....	32
Bryan Anger (2013).....	31
Bryan Anger (2012) .....	31

### TOUCHBACKS (MIN. 50 PUNTS)

<b>LOGAN COOKE (2019).....</b>	<b>2</b>
Adam Podlesh (2007) .....	2
Bryan Anger (2015) .....	4



### KICKOFF RETURNS

Brian Witherspoon (2008) .....	52
Deji Karim (2010).....	50
David Allen (2003) .....	41
Derrick Wimbush (2005).....	39
Jordan Todman (2014).....	38
Shyrone Stith (2000).....	33
Willie Jackson (1997).....	32
Maurice Jones-Drew (2007).....	31
Maurice Jones-Drew (2006).....	31
Reggie Barlow (1998).....	30

### KICKOFF RETURN TOUCHDOWNS

Eight players, last: Marqise Lee (2016) .....	1
---	---

### PUNT RETURNS

Alvin Pearman (2005) .....	49
Reggie Barlow (1998).....	43
Damon Gibson (2001).....	38
Reggie Barlow (1999).....	38
Reggie Barlow (1997).....	36
Mike Thomas (2010).....	34
Ace Sanders (2014).....	32
Chris Hudson (2006) .....	32
Chris Hudson (1996).....	32
Reggie Barlow (2000).....	29

### PUNT RETURN AVERAGE (MIN. 15 RETURNS)

Rashad Greene Sr. (2015).....	16.7
<b>DEDE WESTBROOK (2018).....</b>	<b>14.0</b>
Reggie Barlow (1998).....	12.9
Bobby Shaw (2002) .....	12.4
David Allen (2003) .....	12.0
Reggie Barlow (1997).....	11.4
Brian Witherspoon (2008) .....	11.3
Reggie Barlow (1999).....	10.9
Chris Hudson (1996).....	10.9
Jaydon Mickens (2017) .....	10.6

### KICKOFF RETURN YARDS

Brian Witherspoon (2008) .....	1,250
Deji Karim (2010).....	1,248
Jordan Todman (2014).....	972
Derrick Wimbush (2005).....	955
Maurice Jones-Drew (2006) .....	860
David Allen (2003).....	831
Maurice Jones-Drew (2007) .....	811
Shyrone Stith (2000).....	785
Reggie Barlow (1998).....	747
Jordan Todman (2013).....	712

### KICKOFF RETURN AVERAGE (MIN. 15 RETURNS)

Marqise Lee (2016).....	30.3
Maurice Jones-Drew (2006).....	27.7
Jordan Todman (2013).....	27.4
Maurice Jones-Drew (2007).....	26.2
Jordan Todman (2014).....	25.6
Elvis Joseph (2001).....	25.2
Deji Karim (2010).....	25.0
Corey Grant (2017).....	24.9
Reggie Barlow (1998).....	24.9

### PUNT RETURN YARDS

Reggie Barlow (1998).....	555
Reggie Barlow (1999).....	414
Reggie Barlow (1997).....	412
Alvin Pearman (2005).....	410
Mike Thomas (2010).....	358
Chris Hudson (1996) .....	348
Damon Gibson (2001).....	333
David Allen (2003).....	324
Bobby Shaw (2002) .....	310
Rashad Greene Sr. (2015).....	301

### PUNT RETURN TOUCHDOWNS

<b>DEDE WESTBROOK (2018) .....</b>	<b>1</b>
Jaydon Mickens (2017) .....	1
Rashad Greene Sr. (2015).....	1
Mike Thomas (2010).....	1
Bobby Shaw (2002) .....	1
Reggie Barlow (1998, 1999) .....	1

## DEFENSE

### INTERCEPTIONS

Rashean Mathis (2006) .....	8
A.J. Bouye (2017).....	6
Marlon McCree (2002).....	6
Aaron Beasley (1999).....	6
Reggie Nelson (2007).....	5
Rashean Mathis (2005).....	5
Donovin Darius (2004).....	5
Rashean Mathis (2004).....	5
Deon Figures (1997).....	5

### INTs RETURNED FOR TOUCHDOWN

Rashean Mathis (2008) .....	2
Aaron Beasley (1999).....	2
Several players tied .....	1

### SACKS

Calais Campbell (2017).....	14.5
Yannick Ngakoue (2017).....	12.0
Tony Brackens (1999).....	12.0
Tony Brackens (2001).....	11.0
<b>JOSH ALLEN (2019).....</b>	<b>10.5</b>
Calais Campbell (2018).....	10.5
Kevin Hardy (1999).....	10.5

### TACKLES

Paul Posluszny (2012) .....	231
Hardy Nickerson (2001).....	230
Russell Allen (2012).....	201
Paul Posluszny (2011) .....	192
Mike Peterson (2005).....	190
Wali Rainer (2002).....	188
Kevin Hardy (1998).....	186
Mike Peterson (2004).....	178



# SINGLE-SEASON RECORDS



## DEFENSE & FUMBLES

### TAKEAWAYS

Donovin Darius (2004) .....	9
Rashean Mathis (2006) .....	8
A.J. Bouye (2017) .....	6
Marlon McCree (2002) .....	6
Aaron Beasley (1999) .....	6

### FORCED FUMBLES

Tony Brackens (1999) .....	8
Yannick Ngakoue (2017) .....	6
Tony Brackens (1997) .....	6

### FUMBLES

Blake Bortles (2015) .....	14
Blaine Gabbert (2011) .....	14
David Garrard (2009) .....	14
Mark Brunell (1996) .....	14

### OPPONENT FUMBLE RECOVERIES

Donovin Darius (2004) .....	4
Bryan Schwartz (1998) .....	4

### FUMBLES LOST

David Garrard (2009) .....	8
<b>GARDNER MINSHEW II (2019) .....</b>	<b>7</b>
Blake Bortles (2016) .....	6
Byron Leftwich (2003) .....	6
Blake Bortles (2015) .....	5
Blaine Gabbert (2011) .....	5

# SINGLE GAME RECORDS

## SCORING

### POINTS

James Stewart (Oct. 12, 1997 vs. PHI) .....	30
Maurice Jones-Drew (Dec. 11, 2011 vs. T.B.) .....	24
Fred Taylor (Nov. 19, 2000 at PIT) .....	24
Several players tied .....	18

### TOUCHDOWNS

James Stewart (Oct. 12, 1997 vs. PHI) .....	5
Maurice Jones-Drew (Dec. 11, 2011 vs. T.B.) .....	4
Fred Taylor (Nov. 19, 2000 at PIT) .....	4
Several players tied .....	3

### FIELD GOALS

Josh Scobee (Oct. 10, 2010 at BUF) .....	5
Josh Scobee (Nov. 25, 2007 vs. BUF) .....	5
Mike Hollis (Sept. 10, 2000 at BAL) .....	5
Mike Hollis (Nov. 30, 1997 vs. BAL) .....	5
Mike Hollis (Dec. 1, 1996 vs. CIN) .....	5
Several players tied .....	4

### EXTRA POINTS

Josh Scobee (Dec. 23, 2007 vs. OAK) .....	7
<b>JOSH LAMBO (Dec. 17, 2017 vs. HOU) .....</b>	<b>6</b>
Jason Myers (Dec. 13, 2015 vs. IND) .....	6
Mike Hollis (Dec. 3, 2000 vs. CLE) .....	6
Mike Hollis (Nov. 1, 1998 at BAL) .....	6



## PASSING

### PASSING YARDS

Mark Brunell (Sept. 22, 1996 at N.E.) .....	432
Blake Bortles (Oct. 7, 2018 at K.C.) .....	430
Mark Brunell (Oct. 20, 1996 at STL) .....	421
Blake Bortles (Sept. 30, 2018 vs. NYJ) .....	388
Mark Brunell (Sept. 10, 2000 at BAL) .....	386
Blake Bortles (Dec. 24, 2017 at S.F.) .....	382
Blake Bortles (Nov. 8, 2015 at NYJ) .....	381
Blake Bortles (Sept. 16, 2018 vs. N.E.) .....	376
Mark Brunell (Sept. 20, 1998 vs. BAL) .....	376
<b>GARDNER MINSHEW II (OCT. 6, 2019 AT CAR) ...</b>	<b>374</b>
Blake Bortles (Dec. 27, 2015 at N.O.) .....	368
Byron Leftwich (Oct. 10, 2004 at S.D.) .....	357

### PASS ATTEMPTS

Blake Bortles (Oct. 7, 2018 at K.C.) .....	61
Blake Bortles (Oct. 27, 2016 vs. TEN) .....	54
Byron Leftwich (Oct. 10, 2004 at S.D.) .....	54
Blake Bortles (Oct. 18, 2015 vs. HOU) .....	53
Mark Brunell (Oct. 20, 1996 at STL) .....	52
Blake Bortles (Nov. 12, 2017 vs. LAC) .....	51
Chad Henne (Dec. 29, 2013 at IND) .....	51
Chad Henne (Dec. 23, 2012 vs. N.E.) .....	51
Blake Bortles (Dec. 24, 2017 at S.F.) .....	50
Blake Bortles (Sept. 18, 2016 at S.D.) .....	50
Blake Bortles (Oct. 4, 2015 at IND) .....	50
Mark Brunell (Sept. 10, 2000 at BAL) .....	50

### PASS COMPLETIONS

Mark Brunell (Oct. 20, 1996 at STL) .....	37
Byron Leftwich (Oct. 10, 2004 at S.D.) .....	36
Blake Bortles (Oct. 7, 2018 at K.C.) .....	33
Blake Bortles (Oct. 27, 2016 at TEN) .....	33
Nick Foles (Nov. 17, 2019 at IND) .....	33
Nick Foles (Nov. 24, 2019 at TEN) .....	32
Blake Bortles (Dec. 24, 2017 at S.F.) .....	32
Blake Bortles (Nov. 13, 2016 vs. HOU) .....	32
Blake Bortles (Oct. 12, 2014 at TEN) .....	32
Blake Bortles (Sept. 18, 2016 at S.D.) .....	31

### PASSING TDs

Blake Bortles (Dec. 6, 2015 at TEN) .....	5
Blake Bortles (Sept. 16, 2018 vs. N.E.) .....	4
Blake Bortles (Sept. 24, 2017 vs. BAL) .....	4
Blake Bortles (Dec. 27, 2015 at N.O.) .....	4
Blake Bortles (Oct. 11, 2015 at T.B.) .....	4
Chad Henne (Nov. 18, 2012 at HOU) .....	4
David Garrard (Oct. 31, 2010 at DAL) .....	4
Quinn Gray (Dec. 30, 2007 at HOU) .....	4
Mark Brunell (Nov. 29, 1998 at CIN) .....	4

### INTERCEPTIONS

Mark Brunell (Oct. 20, 1996 at STL) .....	5
Blake Bortles (Oct. 7, 2018 at K.C.) .....	4
Luke McCown (Sept. 18, 2011 at NYJ) .....	4
David Garrard (Sept. 19, 2010 at S.D.) .....	4
David Garrard (Nov. 12, 2006 vs. HOU) .....	4

### AVG. GAIN PER ATTEMPT (MIN. 20 ATTEMPTS)

Blake Bortles (Oct. 22, 2017 at IND) .....	12.7
David Garrard (Oct. 21, 2010 at DAL) .....	12.4
Rob Johnson (Aug. 31, 1997 at BAL) .....	12.3
Byron Leftwich (Oct. 5, 2003 vs. S.D.) .....	12.0
Mark Brunell (Nov. 1, 1998 at BAL) .....	11.9
Mark Brunell (Nov. 21, 1999 vs. N.O.) .....	11.7
Blake Bortles (Dec. 17, 2017 vs. HOU) .....	11.2

### COMPLETION % (MIN. 20 ATTEMPTS)

<b>GARDNER MINSHEW II (SEPT. 13, 2020 VS. IND) ..</b>	<b>95.0</b>
<b>GARDNER MINSHEW II (SEPT. 8, 2019 VS. K.C.) ...</b>	<b>88.0</b>
Mark Brunell (Sept. 7, 2003 at CAR) .....	85.2
Mark Brunell (Oct. 29, 2000 at DAL) .....	83.3
Rob Johnson (Aug. 31, 1997 at BAL) .....	83.3
David Garrard (Dec. 2, 2007 at IND) .....	82.8
David Garrard (Oct. 31, 2010 at DAL) .....	81.0
David Garrard (Oct. 10, 2010 at BUF) .....	80.0
Mark Brunell (Oct. 6, 1996 at N.O.) .....	80.0



# SINGLE GAME RECORDS



## RUSHING

### RUSHING YARDS

Fred Taylor (Nov. 19, 2000 at PIT).....	234
Leonard Fournette (Sept. 29, 2019 at DEN).....	225
Fred Taylor (Dec. 21, 2003 vs. N.O.).....	194
Maurice Jones-Drew (Dec. 5, 2010 at TEN).....	186
Fred Taylor (Dec. 6, 1998 vs. DET).....	183
Leonard Fournette (Oct. 8, 2017 at PIT).....	181
Fred Taylor (Dec. 3, 2000 vs. CLE).....	181
Maurice Jones-Drew (Sept. 23, 2012 at IND).....	177
Maurice Jones-Drew (Nov. 1, 2009 at TEN).....	177
Maurice Jones-Drew (Jan. 1, 2012 vs. IND).....	169

### RUSHING TOUCHDOWNS

James Stewart (Oct. 12, 1997 vs. PHI).....	5
Nine players, last: Maurice Jones-Drew (Oct. 18, 2009 vs. STL).....	4

### RUSHING ATTEMPTS

Fred Taylor (Sept. 25, 2005 at NYJ).....	37
Fred Taylor (Dec. 21, 2003 vs. N.O.).....	34
Maurice Jones-Drew (Oct. 18, 2009 vs. STL).....	33
Fred Taylor (Nov. 23, 2003 at NYJ).....	32
Fred Taylor (Dec. 17, 2000 at CIN).....	32
Fred Taylor (Dec. 6, 1998 vs. Det.).....	32
Maurice Jones-Drew (Dec. 5, 2010 at TEN).....	31
Fred Taylor (Oct. 29, 2000 at DAL).....	31

### RUSHING AVERAGE (MIN. 10 ATTEMPTS)

Maurice Jones-Drew (Dec. 10, 2006 vs. IND).....	11.07
Maurice Jones-Drew (Oct. 14, 2007 vs. HOU).....	10.42
Fred Taylor (Oct. 31, 1999 at CIN).....	8.53
Maurice Jones-Drew (Sept. 24, 2006 at IND).....	7.92
Stacey Mack (Dec. 30, 2001 vs. K.C.).....	7.81
Fred Taylor (Nov. 19, 2000 at PIT).....	7.80
Leonard Fournette (Sept. 29, 2019 at DEN).....	7.76



## RECEIVING & YARDAGE

### RECEPTIONS

Keenan McCardell (Oct. 20, 1996 at STL).....	16
Jimmy Smith (Sept. 10, 2000 at BAL).....	15
Justin Blackmon (Oct. 13, 2013 at DEN).....	14
Jimmy Smith (Jan. 2, 2000 vs. CIN).....	14
Allen Hurns (Oct. 4, 2015 at IND).....	11
Keenan McCardell (Dec. 23, 2000 at NYG).....	11
Keenan McCardell (Oct. 1, 2000 vs. PIT).....	11
Keenan McCardell (Dec. 7, 1997 vs. N.E.).....	11

### RECEIVING TDs

Mercedes Lewis (Sept. 24, 2017 vs. BAL).....	3
Allen Robinson (Dec. 6, 2015 at TEN).....	3
Jimmy Smith (Sept. 10, 2000 at BAL).....	3
Several players tied.....	2

### YARDS PER RECEPTION (MIN. 4 RECEPTIONS)

<b>DJ CHARK JR. (Sept. 8, 2019 vs. K.C.).....</b>	<b>36.50</b>
Justin Blackmon (Nov. 18, 2012 at HOU).....	33.71
Ernest Wilford (Dec. 24, 2005 at HOU).....	29.50
Andre Rison (Sept. 22, 1996 at N.E.).....	28.75

### RECEIVING YARDS

Jimmy Smith (Sept. 10, 2000 at BAL).....	291
Justin Blackmon (Nov. 18, 2012 at HOU).....	236
Keenan McCardell (Oct. 20, 1996 at STL).....	232
Jimmy Smith (Nov. 21, 1999 vs. N.O.).....	220
Justin Blackmon (Oct. 13, 2013 at DEN).....	190
<b>KEELAN COLE (Dec. 17, 2017 vs. HOU).....</b>	<b>186</b>
Jimmy Smith (Jan. 2, 2000 vs. CIN).....	165
<b>DJ CHARK JR. (Oct. 6, 2019 at CAR).....</b>	<b>164</b>
Jimmy Smith (Sept. 22, 1997 vs. PIT).....	164
Jimmy Smith (Dec. 1, 1996 vs. CIN).....	162

### SCRRIMMAGE YARDS

Jimmy Smith (Sept. 10, 2000 at BAL).....	291
Fred Taylor (Nov. 19, 2000 at PIT).....	248
Leonard Fournette (Sept. 29, 2019 at DEN).....	245
Fred Taylor (Sept. 29, 2002 vs. NYJ).....	237
Justin Blackmon (Nov. 18, 2012 at HOU).....	236
Keenan McCardell (Oct. 20, 1996 at STL).....	232
Fred Taylor (Dec. 21, 2003 at N.O.).....	225
Maurice Jones-Drew (Nov. 21, 2010 vs. CLE).....	220
Jimmy Smith (Nov. 21, 1999 vs. N.O.).....	220
Fred Taylor (Sept. 20, 1998 vs. BAL).....	213



### ALL-PURPOSE YARDS

Maurice Jones-Drew (Dec. 10, 2006 vs. IND).....	303
Jimmy Smith (Sept. 10, 2000 at BAL).....	291
Maurice Jones-Drew (Oct. 14, 2007 vs. HOU).....	260
Fred Taylor (Nov. 19, 2000 at PIT).....	248
Leonard Fournette (Sept. 29, 2019 at DEN).....	245
Maurice Jones-Drew (Sept. 24, 2006 at IND).....	244
Fred Taylor (Sept. 29, 2002 vs. NYJ).....	237
Justin Blackmon (Nov. 18, 2012 at HOU).....	236
Maurice Jones-Drew (Nov. 23, 2008 vs. MIN).....	233
Keenan McCardell (Oct. 20, 1996 at STL).....	232

## PUNTING

### PUNTS

Bryan Anger (Sept. 8, 2013 vs. K.C.).....	11
Adam Podlesh (Nov. 16, 2008 vs. TEN).....	10
Several players tied.....	9

### PUNTS INSIDE 20 (SINCE 2000)

Bryan Anger (Nov. 17, 2013 vs. ARI).....	6
Brad Nortman (Oct. 1, 2017 at NYJ).....	5
Bryan Anger (Oct. 4, 2015 at IND).....	5
Bryan Anger (Dec. 9, 2012 vs. NYJ).....	5

### GROSS AVERAGE (MIN. 4 PUNTS)

Bryan Anger (Dec. 23, 2012 vs. N.E.).....	56.3
Bryan Anger (Oct. 11, 2015 at T.B.).....	55.3
Brad Nortman (Oct. 16, 2016 at CHI).....	55.0
Brad Nortman (Oct. 2, 2016 vs. IND).....	53.8
Bryan Barker (Oct. 19, 1997 at DAL).....	53.8
Bryan Anger (Sept. 9, 2012 at MIN).....	53.5
Bryan Anger (Sept. 23, 2012 at IND).....	53.5

### NET AVERAGE (MIN. 4 PUNTS)

Brad Nortman (Oct. 16, 2016 at CHI).....	52.2
Bryan Anger (Nov. 4, 2012 vs. DET).....	50.5
<b>LOGAN COOKE (Dec. 16, 2018 vs. WAS).....</b>	<b>50.2</b>
Adam Podlesh (Dec. 23, 2007 vs. OAK).....	49.8
<b>LOGAN COOKE (Dec. 15, 2019 at OAK).....</b>	<b>49.2</b>





# SINGLE GAME RECORDS



## RETURNS

### KICKOFF RETURNS

Michael Walker (Nov. 24, 2019 at TEN) .....	7
Deji Karim (Oct. 18, 2010 vs. TEN) .....	7
Jermaine Lewis (Oct. 10, 2004 at S.D.) .....	7
Curtis Marsh Sr. (Nov. 12, 1995 vs. SEA) .....	7

### KICKOFF RETURN AVERAGE (MIN. 3 RETURNS)

Maurice Jones-Drew (Nov. 4, 2007 at N.O.) .....	47.3
Derrick Wimbush (Nov. 27, 2005 at ARI) .....	46.0
Brian Witherspoon (Sept. 7, 2008 at TEN) .....	41.3
Randy Jordan (Oct. 13, 1996 vs. NYJ) .....	39.7
Tiquan Underwood (Sept. 12, 2010 vs. DEN) .....	38.3

### KICKOFF RETURN YARDS

Reggie Barlow (Oct. 25, 1998 at DEN) .....	206
Jordan Todman (Sept. 28, 2014 at S.D.) .....	174
Jordan Todman (Nov. 2, 2014 at CIN) .....	173
Curtis Marsh Sr. (Nov. 12, 1995 vs. SEA) .....	169
Deji Karim (Oct. 18, 2010 vs. TEN) .....	168
Michael Walker (Nov. 24, 2019 at TEN) .....	157
Reggie Barlow (Dec. 7, 1997 vs. N.E.) .....	157
Rashad Jennings (Nov. 18, 2012 at HOU) .....	149
David Allen (Dec. 14, 2003 at N.E.) .....	147
Alvis Whitted (Dec. 26, 1999 at TEN) .....	147

### KICKOFF RETURN TDs

Marqise Lee (Dec. 18, 2016 at HOU) .....	1
Maurice Jones-Drew (Nov. 4, 2007 at N.O.) .....	1
Maurice Jones-Drew (Dec. 10, 2006 vs. IND) .....	1
Derrick Wimbush (Nov. 27, 2005 at ARI) .....	1
Elvis Joseph (Nov. 18, 2001 at PIT) .....	1
Alvis Whitted (Dec. 26, 1999 at TEN) .....	1
Reggie Barlow (Dec. 7, 1997 vs. N.E.) .....	1
Jimmy Smith (Dec. 3, 1995 at DEN) .....	1

### PUNT RETURN YARDS

Reggie Barlow (Sept. 13, 1998 vs. K.C.) .....	134
Keelan Cole (Nov. 15, 2020 at G.B.) .....	113
Mike Thomas (Dec. 19, 2010 at IND) .....	99
<b>DEDE WESTBROOK (Dec. 16, 2018 vs. WAS) .....</b>	<b>84</b>
Jaydon Mickens (Nov. 5, 2017 vs. CIN) .....	82
Desmond Howard (Sept. 24, 1995 vs. G.B.) .....	82
Reggie Barlow (Sept. 20, 1998 vs. BAL) .....	81
Reggie Barlow (Nov. 21, 1999 vs. N.O.) .....	80
Reggie Barlow (Nov. 23, 1997 at CIN) .....	79
Jermaine Lewis (Sept. 19, 2004 vs. DEN) .....	78
Rashad Greene Sr. (Nov. 19, 2015 vs. TEN) .....	76

### PUNT RETURNS

Jaydon Mickens (Nov. 12, 2017 vs. LAC) .....	7
Alvin Pearman (Dec. 18, 2005 vs. S.F.) .....	7
Alvin Pearman (Nov. 13, 2005 vs. BAL) .....	7
Several players tied .....	6

### PUNT RETURN TDs

<b>DEDE WESTBROOK (Dec. 16, 2018 vs. WAS) .....</b>	<b>1</b>
Jaydon Mickens (Nov. 5, 2017 vs. CIN) .....	1
Rashad Greene Sr. (Dec. 13, 2015 vs. IND) .....	1
Mike Thomas (Dec. 19, 2010 at IND) .....	1
Bobby Shaw (Oct. 6, 2002 vs. PHI) .....	1
Reggie Barlow (Nov. 21, 1999 vs. N.O.) .....	1
Reggie Barlow (Sept. 13, 1998 vs. K.C.) .....	1

### PUNT RETURN AVERAGE (MIN. 3 RETURNS)

Reggie Barlow (Sept. 13, 1998 vs. K.C.) .....	44.7
<b>KEELAN COLE (Nov. 15, 2020) .....</b>	<b>37.7</b>
<b>DEDE WESTBROOK (Dec. 16, 2018 vs. WAS) .....</b>	<b>28.0</b>
Jaydon Mickens (Nov. 5, 2017 vs. CIN) .....	27.3
Reggie Barlow (Nov. 23, 1997 at CIN) .....	26.3
Reggie Barlow (Nov. 2, 1997 at TEN) .....	25.3
Mike Thomas (Dec. 19, 2010 at IND) .....	24.8
Jaydon Mickens (Dec. 10, 2017 vs. SEA) .....	24.0
Reggie Barlow (Nov. 29, 1998 at CIN) .....	23.0

## DEFENSE, FUMBLES & BLOCKS

### INTERCEPTIONS

<b>TRE HERNDON (OCT. 27, 2019 vs. NYJ) .....</b>	<b>2</b>
Jalen Ramsey (Nov. 18, 2018 vs. PIT) .....	2
A.J. Bouye (Dec. 10, 2017 vs. SEA) .....	2
Tashaun Gipson Sr. (Oct. 8, 2017 at PIT) .....	2
Davon House (Nov. 15, 2015 at BAL) .....	2
Derek Cox (Oct. 31, 2010 at DAL) .....	2
Rashean Mathis (Nov. 5, 2006 vs. TEN) .....	2
Rashean Mathis (Sept. 18, 2006 vs. PIT) .....	2
Terry Cousin (Nov. 13, 2005 vs. BAL) .....	2
Rashean Mathis (Oct. 30, 2005 at STL) .....	2
Donovin Darius (Jan. 2, 2005 at OAK) .....	2
Rashean Mathis (Dec. 19, 2004 at G.B.) .....	2
Marlon McCree (Sept. 15, 2002 at K.C.) .....	2
Rayna Stewart (Sept. 10, 2000 at BAL) .....	2
Aaron Beasley (Sept. 12, 1999 vs. S.F.) .....	2
Deon Figures (Aug. 31, 1997 at BAL) .....	2

### OPPONENT FUMBLE RECOVERIES

Telvin Smith Sr. (Nov. 23, 2014 at IND) .....	2
Donovin Darius (Sept. 12, 2004 at BUF) .....	2
Tony Brackens (Sept. 29, 1996 vs. CAR) .....	2

### TACKLES

Hardy Nickerson (Nov. 25, 2001 vs. Bal.) .....	23
Russell Allen (Sept. 16, 2012 vs. Hou.) .....	22
Wali Rainer (Oct. 13, 2002 at Ten.) .....	22
T.J. Slaughter (Nov. 25, 2001 vs. Bal.) .....	22
Paul Posluszny (Dec. 19, 2012 at Mia.) .....	21
Bryan Schwartz (Dec. 17, 1995 at Det.) .....	21
Russell Allen (Nov. 18, 2012 at Hou.) .....	20
Daryl Smith (Dec. 18, 2010 at Ind.) .....	20
Kevin Hardy (Nov. 1, 1998 at Bal.) .....	20

### INTs RETURNED FOR TOUCHDOWN

Yannick Ngakoue (OCT. 20, 2019 AT CIN) .....	1
Telvin Smith (Dec. 23, 2018 at MIA) .....	1
<b>MYLES JACK (Sept. 9, 2018 at NYG) .....</b>	<b>1</b>
Barry Church (Oct. 8, 2017 at PIT) .....	1
Telvin Smith (Oct. 8, 2017 at PIT) .....	1
Jalen Ramsey (Dec. 24, 2016 vs. TEN) .....	1
Telvin Smith (Oct. 25, 2015 vs. BUF) .....	1
Dwayne Gratz (Dec. 28, 2014 at HOU) .....	1
Paul Posluszny (Oct. 13, 2013 at DEN) .....	1
Rashean Mathis (Sept. 21, 2008 at IND) .....	1
Rashean Mathis (Oct. 5, 2008 vs. PIT) .....	1
Clint Ingram (Dec. 9, 2007 vs. CAR) .....	1
Aaron Glenn (Oct. 28, 2007 at T.B.) .....	1
Scott Starks (Nov. 5, 2006 vs. TEN) .....	1
Mike Peterson (Nov. 13, 2005 vs. BAL) .....	1
Rashean Mathis (Oct. 16, 2005 at PIT) .....	1
Tony Brackens (Nov. 28, 1999 at BAL) .....	1
Aaron Beasley (Sept. 26, 1999 vs. TEN) .....	1
Aaron Beasley (Sept. 12, 1999 vs. S.F.) .....	1
Mickey Washington (Oct. 22, 1995 at CLE) .....	1

### SACKS

Calais Campbell (Sept. 10, 2017 at HOU) .....	4.0
Calais Campbell (Sept. 19, 2019 vs. TEN) .....	3.0
Chris Clemons (Nov. 23, 2014 at IND) .....	3.0
Paul Spicer (Sept. 25, 2005 at NYJ) .....	3.0
John Henderson (Oct. 6, 2002 vs. PHI) .....	3.0
Kelvin Prichett (Oct. 5, 1997 vs. CIN) .....	3.0

### FORCED FUMBLES

Tony Brackens (Oct. 3, 1999 vs. PIT) .....	3
Several players tied .....	2

### BLOCKED FIELD GOALS

12 players, last: Calais Campbell (Oct. 6, 2019 at CAR) .....	1
---	---

### BLOCKED PUNTS

13 players, last: Dan Skuta (Jan. 1, 2017 at Ind.) .....	1
--	---



# ROOKIE RECORDS



## SCORING & PASSING

### POINTS (SEASON)

Fred Taylor (1998).....	102
Maurice Jones-Drew (2006).....	96
Josh Scobee (2004).....	93
Seth Marler (2003).....	90
Leonard Fournette (2017).....	60
<b>JAMES ROBINSON (2020).....</b>	<b>44</b>
Allen Hurns (2014).....	36
Justin Blackmon (2012).....	32
Matt Jones (2005).....	30
Hayden Epstein (2002).....	28

### PASSING YARDS (GAME)

<b>GARDNER MINSHEW II (Oct. 6, 2019 at CAR).....</b>	<b>374</b>
Blake Bortles (Oct. 12, 2014 at TEN).....	336
Byron Leftwich (Oct. 5, 2003 vs. S.D.).....	336
<b>GARDNER MINSHEW II (Nov. 3, 2019 vs. HOU).....</b>	<b>309</b>
<b>JAKE LUTON (Nov. 8, 2020 vs. HOU).....</b>	<b>304</b>
<b>GARDNER MINSHEW II (Dec. 30, 2019 vs. IND).....</b>	<b>295</b>
Blake Bortles (Nov. 9, 2014 vs. DAL).....	290
Byron Leftwich (Dec. 14, 2003 at N.E.).....	288
<b>GARDNER MINSHEW II (Oct. 27, 2019 vs. NYJ).....</b>	<b>279</b>
<b>GARDNER MINSHEW II (Sept. 8, 2019 vs. K.C.).....</b>	<b>275</b>

### PASS COMPLETIONS (SEASON)

<b>GARDNER MINSHEW II (2019).....</b>	<b>285</b>
Blake Bortles (2014).....	280
Byron Leftwich (2003).....	239
Blaine Gabbert (2011).....	210
Jonathan Quinn (1998).....	34
David Garrard (2002).....	23
Rob Johnson (1995).....	3
Matt Jones (2005).....	2

### PASSING TDs (SEASON)

<b>GARDNER MINSHEW II (2019).....</b>	<b>21</b>
Byron Leftwich (2003).....	14
Blaine Gabbert (2011).....	12
Blake Bortles (2014).....	11
Jonathan Quinn (1998).....	2
David Garrard (2002).....	1
Ace Sanders (2013).....	1

### INTERCEPTIONS (SEASON)

Blake Bortles (2014).....	17
Byron Leftwich (2003).....	16
Blaine Gabbert (2011).....	11
<b>GARDNER MINSHEW II (2019).....</b>	<b>6</b>
Jonathan Quinn (1998).....	3
David Garrard (2002).....	2
Rob Johnson (1995).....	1

### TOUCHDOWNS (SEASON)

Fred Taylor (1998).....	17
Maurice Jones-Drew (2006).....	16
Leonard Fournette (2017).....	9
<b>JAMES ROBINSON (2020).....</b>	<b>7</b>
Allen Hurns (2014).....	6
Matt Jones (2005).....	5
Justin Blackmon (2012).....	5

### PASS ATTEMPTS (SEASON)

Blake Bortles (2014).....	475
<b>GARDNER MINSHEW II (2019).....</b>	<b>470</b>
Byron Leftwich (2003).....	418
Blaine Gabbert (2011).....	413
Jonathan Quinn (1998).....	64
David Garrard (2002).....	46
Rob Johnson (1995).....	7
Matt Jones (2005).....	3
LaBrandon Toefield (2003).....	2

### PASS COMPLETIONS (GAME)

Blake Bortles (Oct. 12, 2014 at TEN).....	32
Blake Bortles (Sept. 28, 2014 at S.D.).....	29
<b>GARDNER MINSHEW II (Dec. 29, 2019 vs. IND).....</b>	<b>27</b>
<b>GARDNER MINSHEW II (Nov. 3, 2019 vs. HOU).....</b>	<b>27</b>
<b>GARDNER MINSHEW II (Oct. 6, 2019 at CAR).....</b>	<b>26</b>
Byron Leftwich (Oct. 12, 2003 vs. MIA).....	24
<b>GARDNER MINSHEW II (Dec. 8, 2019 vs. LAC).....</b>	<b>24</b>
<b>GARDNER MINSHEW II (Sept. 15, 2019 at HOU).....</b>	<b>23</b>

### PASSING TDs (GAME)

<b>GARDNER MINSHEW II (Dec. 29, 2019 vs. IND).....</b>	<b>3</b>
<b>GARDNER MINSHEW II (Oct. 27, 2019 vs. NYJ).....</b>	<b>3</b>
12 times, last Gardner Minshew II (Dec. 19, 2019 at OAK).....	2

### INTERCEPTIONS (GAME)

Blake Bortles (Oct. 19, 2014 vs. CLE).....	3
Byron Leftwich (Oct. 12, 2003 vs. MIA).....	3
Byron Leftwich (Sept. 28, 2003 at HOU).....	3

### PASSING YARDS (SEASON)

<b>GARDNER MINSHEW II (2019).....</b>	<b>3,271</b>
Blake Bortles (2014).....	2,908
Byron Leftwich (2003).....	2,819
Blaine Gabbert (2011).....	2,214
Jonathan Quinn (1998).....	387
David Garrard (2002).....	231

### PASS ATTEMPTS (GAME)

<b>GARDNER MINSHEW II (Nov. 3, 2019 vs. HOU).....</b>	<b>47</b>
Blake Bortles (Oct. 12, 2014 at TEN).....	46
<b>GARDNER MINSHEW II (Oct. 6, 2019 at CAR).....</b>	<b>44</b>
Blaine Gabbert (Dec. 24, 2011 at TEN).....	42
Blaine Gabbert (Oct. 2, 2011 vs. N.O.).....	42
Byron Leftwich (Oct. 12, 2003 vs. MIA).....	42
Blaine Gabbert (Nov. 20, 2011 at Cle.).....	41
Byron Leftwich (Dec. 14, 2003 at N.E.).....	40

## RUSHING

### RUSHING YARDS (SEASON)

Fred Taylor (1998).....	1,223
Leonard Fournette (2017).....	1,040
Maurice Jones-Drew (2006).....	941
T.J. Yeldon (2015).....	740
<b>JAMES ROBINSON (2020).....</b>	<b>689</b>
James Stewart (1995).....	525
Blake Bortles (2014).....	419
<b>GARDNER MINSHEW II (2019).....</b>	<b>344</b>
Elvis Joseph (2001).....	294
LaBrandon Toefield (2003).....	212
Rashad Jennings (2009).....	202

### RUSHING YARDS (GAME)

Fred Taylor (Dec. 6, 1998 vs. DET).....	183
Leonard Fournette (Oct. 8, 2017 at PIT).....	181
Maurice Jones-Drew (Dec. 10, 2006 vs. IND).....	166
Maurice Jones-Drew (Dec. 24, 2006 vs. N.E.).....	131
Leonard Fournette (Oct. 15, 2017 vs. LAR).....	130
Fred Taylor (Nov. 15, 1998 vs. T.B.).....	128
Fred Taylor (Sept. 20, 1998 vs. BAL).....	128
<b>JAMES ROBINSON (OCT. 25, 2020 AT LAC).....</b>	<b>119</b>
Fred Taylor (Nov. 8, 1998 vs. CIN).....	118
Fred Taylor (Sept. 27, 1998 at TEN).....	116
T.J. Yeldon (Oct. 25, 2015 vs. BUF).....	115

### RUSHING ATTEMPTS (SEASON)

Leonard Fournette (2017).....	268
Fred Taylor (1998).....	264
T.J. Yeldon (2015).....	182
Maurice Jones-Drew (2006).....	166
<b>JAMES ROBINSON (2020).....</b>	<b>155</b>
James Stewart (1995).....	137
Elvis Joseph (2001).....	68
<b>GARDNER MINSHEW II (2019).....</b>	<b>67</b>
Greg Jones (2004).....	62
Blake Bortles (2014).....	56
LaBrandon Toefield (2003).....	53



# ROOKIE RECORDS



## RUSHING

### RUSHING ATTEMPTS (GAME)

Fred Taylor (Dec. 6, 1998 vs. DET).....	32
Leonard Fournette (Nov. 19, 2017 at CLE).....	28
Leonard Fournette (Oct. 8, 2017 at PIT).....	28
Fred Taylor (Nov. 8, 1998 vs. CIN).....	27
Leonard Fournette (Sept. 10, 2017 at HOU).....	26
<b>JAMES ROBINSON (NOV. 8, 2020 VS. HOU).....</b>	<b>25</b>
T.J. Yeldon (Sept. 20, 2015 vs. MIA).....	25
Maurice Jones-Drew (Dec. 17, 2006 at TEN).....	25
Fred Taylor (Sept. 27, 1998 at TEN).....	25
Leonard Fournette (Dec. 10, 2017 vs. SEA).....	24
Leonard Fournette (Oct. 1, 2017 at NYJ).....	24

### RUSHING TDs (SEASON)

Fred Taylor (1998).....	14
Maurice Jones-Drew (2006).....	13
Leonard Fournette (2017).....	9
<b>JAMES ROBINSON (2020).....</b>	<b>5</b>
Greg Jones (2004).....	3
T.J. Yeldon (2015).....	2
Storm Johnson (2014).....	2
Byron Leftwich (2003).....	2
LaBrandon Toefield (2003).....	2
David Garrard (2002).....	2
James Stewart (1995).....	2

### RUSHING TDs (GAME)

Fred Taylor (Nov. 15, 1998 vs. T.B.).....	3
<b>JAMES ROBINSON (SEPT. 24, 2020 VS. MIA).....</b>	<b>2</b>
Leonard Fournette (Oct. 8, 2017 at PIT).....	2
Maurice Jones-Drew (Dec. 24, 2006 vs. N.E.).....	2
Maurice Jones-Drew (Dec. 10, 2006 vs. IND).....	2
Maurice Jones-Drew (Oct. 8, 2006 vs. NYJ).....	2
David Garrard (Oct. 13, 2002 at Ten.).....	2
Fred Taylor (Dec. 6, 1998 vs. Det.).....	2
Fred Taylor (Oct. 12, 1998 vs. Mia.).....	2
Fred Taylor (Oct. 12, 1998 vs. MIA).....	2

## RECEIVING & YARDAGE

### RECEPTIONS (SEASON)

Justin Blackmon (2012).....	64
Allen Hurns (2014).....	51
Ace Sanders (2013).....	51
Allen Robinson (2014).....	48
Mike Thomas (2009).....	48
Maurice Jones-Drew (2006).....	46
Fred Taylor (1998).....	44
<b>KEELAN COLE (2017).....</b>	<b>42</b>
Pete Mitchell (1995).....	41

### RECEIVING TDs (SEASON)

Allen Hurns (2014).....	6
Justin Blackmon (2012).....	5
Matt Jones (2005).....	5
<b>KEELAN COLE (2017).....</b>	<b>3</b>
Fred Taylor (1998).....	3

### SCRIMMAGE YARDS (SEASON)

Fred Taylor (1998).....	1,644
Maurice Jones-Drew (2006).....	1,377
Leonard Fournette (2017).....	1,342
T.J. Yeldon (2015).....	1,019
<b>JAMES ROBINSON (2020).....</b>	<b>917</b>
Justin Blackmon (2012).....	888
<b>KEELAN COLE (2017).....</b>	<b>748</b>
James Stewart (1995).....	715
Allen Hurns (2014).....	677

### RECEPTIONS (GAME)

Pete Mitchell (Nov. 19, 1995 at T.B.).....	10
Fred Taylor (Sept. 20, 1998 vs. BAL).....	9
Allen Robinson (Oct. 12, 2014 at TEN).....	8
Ace Sanders (Dec. 1, 2013 at CLE).....	8
Ace Sanders (Nov. 17, 2013 vs. ARI).....	8
Zach Miller (Jan. 3, 2010 at CLE).....	8
Several players tied.....	7

### YARDS/REC. (SEASON) (MIN. 25 RECEPTIONS)

<b>KEELAN COLE (2017).....</b>	<b>17.8</b>
Justin Blackmon (2012).....	13.5
Allen Hurns (2014).....	13.3
Pete Mitchell (1995).....	12.9
<b>DEDE WESTBROOK (2017).....</b>	<b>12.6</b>
Matt Jones (2005).....	12.0
Allen Robinson (2014).....	11.4
Marqise Lee (2014).....	11.4
Reggie Williams (2004).....	9.9
Fred Taylor (1998).....	9.6

### ALL-PURPOSE YARDS (SEASON)

Maurice Jones-Drew (2006).....	2,250
Fred Taylor (1998).....	1,653
Brian Witherspoon (2008).....	1,442
Deji Karim (2010).....	1,418
Leonard Fournette (2017).....	1,342
Mike Thomas (2009).....	1,301
David Allen (2003).....	1,223

### RECEIVING YARDS (SEASON)

Justin Blackmon (2012).....	865
<b>KEELAN COLE (2017).....</b>	<b>748</b>
Allen Hurns (2014).....	677
Allen Robinson (2014).....	548
Pete Mitchell (1995).....	527
Ace Sanders (2013).....	484
Mike Thomas (2009).....	453
Maurice Jones-Drew (2006).....	436
Matt Jones (2005).....	432
Marqise Lee (2014).....	422

### YARDS/REC. (GAME) (MIN. 4 RECEPTIONS)

Justin Blackmon (Nov. 18, 2012 at HOU).....	33.7
Allen Hurns (Sept. 7, 2014 at PHI).....	27.5
<b>KEELAN COLE (Dec. 17, 2017 vs. HOU).....</b>	<b>26.6</b>
Matt Jones (Nov. 13, 2005 vs. BAL).....	23.4
T.J. Yeldon (Dec. 6, 2015 at TEN).....	19.8
Allen Robinson (Sept. 14, 2014 at Was.).....	18.8

### 100-YARD RECEIVING GAMES (SEASON)

<b>KEELAN COLE (2017).....</b>	<b>2</b>
Allen Hurns (2014).....	2
Justin Blackmon (2012).....	1
Matt Jones (2005).....	1
Pete Mitchell (1995).....	1

## DEFENSE

### SACKS (SEASON)

<b>JOSH ALLEN (2019).....</b>	<b>10.5</b>
Yannick Ngakoue (2016).....	8.0
Tony Brackens (1996).....	7.0
John Henderson (2002).....	6.5
Kevin Hardy (1996).....	5.5
Tyson Alualu (2010).....	3.5
Derrick Harvey (2008).....	3.5
Bobby McCray (2004).....	3.5
Chris Smith (2014).....	3.0
Akin Ayodele (2002).....	3.0
Larry Smith (1999).....	3.0

### INTERCEPTIONS (SEASON)

Reggie Nelson (2007).....	5
Derek Cox (2009).....	4
Several players tied.....	2

### TACKLES (SEASON)

Bryan Schwartz (1995).....	161
Kevin Hardy (1996).....	130
Clint Ingram (2006).....	117
Akin Ayodele (2002).....	108
T.J. Slaughter (2000).....	108

### TACKLES (GAME)

Bryan Schwartz (Dec. 17, 1995 at Det.).....	21
Bryan Schwartz (Dec. 24, 1995 vs. Cle.).....	19
Bryan Schwartz (Dec. 10, 1995 vs. Ind.).....	17

### TAKEAWAYS (SEASON)

Derek Cox (2009).....	5
Reggie Nelson (2007).....	5
Fernando Bryant (1999).....	5



# OPPONENT RECORDS



## SCORING

### POINTS

Derrick Henry, Tennessee (Dec. 6, 2018).....	24
Jeff Reed, Pittsburgh (Dec. 1, 2002) .....	19

### TOUCHDOWNS

Derrick Henry, Tennessee (Dec. 6, 2018).....	4
Several players tied, last: J. Mixon, CIN, 2020 .....	3

## PASSING

### PASSING YARDS

Matt Schaub, Houston (Nov. 18, 2012).....	527
Drew Brees, New Orleans (Nov. 4, 2007).....	445
Peyton Manning, Indianapolis (Sept. 25, 2000) .....	440
Carson Palmer, Arizona (Nov. 17, 2013).....	419
Drew Brees, New Orleans (Dec. 27, 2015).....	412

### PASS ATTEMPTS

Ben Roethlisberger, Pittsburgh (Oct. 8, 2017).....	55
Matt Schaub, Houston (Nov. 18, 2012).....	55
Andrew Luck, Indianapolis (Dec. 2, 2018) .....	52
Peyton Manning, Indianapolis (Dec. 10, 2006).....	50
Shane Matthews, Washington (Nov. 10, 2002) .....	50
Vinny Testaverde, Baltimore (Nov. 24, 1996) .....	50
Rich Gannon, Kansas City (Nov. 9, 1997) .....	50

### INTERCEPTIONS THROWN

Ben Roethlisberger, Pittsburgh (Oct. 8, 2017).....	5
Jon Kitna, Dallas (Oct. 31, 2010) .....	4

### TOUCHDOWN PASSES

Matt Schaub, Houston (Nov. 18, 2012).....	5
Tony Banks, Baltimore (Sept. 10, 2000).....	5
Steve McNair, Tennessee (Dec. 26, 1999).....	5
Several players tied, last: P. Rivers, S.D., 2016) .....	4

### PASS COMPLETIONS

Matt Schaub, Houston (Nov. 18, 2012).....	43
Philip Rivers (Sept. 13, 2020) .....	36
Drew Brees, New Orleans (Nov. 4, 2007) .....	35
Jon Kitna, Dallas (Oct. 31, 2010) .....	34
Joe Flacco, Baltimore (Nov. 15, 2015) .....	34

## YARDAGE

### SCRIMMAGE YARDS

Andre Johnson, Houston (Nov. 18, 2012).....	273
Josh Gordon, Cleveland (Dec. 1, 2013).....	261
Chris Johnson, Tennessee (Nov. 1, 2019) .....	239
Derrick Henry, Tennessee (Dec. 6, 2018).....	238
Christian McCaffrey, Carolina (Oct. 6, 2019).....	237

### ALL-PURPOSE YARDS

Andre Johnson, Houston (Nov. 18, 2012).....	273
Ridel Anthony, Tampa Bay (Nov. 15, 1998) .....	269
Josh Gordon, Cleveland (Dec. 1, 2013).....	261
Eddy Drummond, Detroit (Nov. 14, 2004).....	257
Andre Davis, Houston (Dec. 30, 2007) .....	255

## KICKING

### FIELD GOALS

Jeff Reed, Pittsburgh (Dec. 1, 2002) .....	6
Adam Vinatieri, New England (Sept. 22, 1996).....	5
Matt Stover, Baltimore (Oct. 8, 2000).....	5

### LONGEST FIELD GOALS

Jason Elam, Denver (Oct. 25, 1998).....	63
Phil Dawson, Arizona (Nov. 26, 2017).....	57
Greg Zuerlein, L.A. Rams (Oct. 15, 2017) .....	56
Blair Walsh, Minnesota (Sept. 9, 2010) .....	55

### EXTRA POINTS

Several players tied (M. Badgley, LAC, 2019).....	6
---	---

### MOST BLOCKED KICKS (FGs, PATs)

Several players tied (D. Autry, IND, 2018).....	1
---	---

## RUSHING

### RUSHING YARDS

Derrick Henry, Tennessee (Dec. 6, 2018).....	238
Chris Johnson, Tennessee (Nov. 1, 2009) .....	228
Arian Foster, Houston (Jan. 2, 2011) .....	180
Steven Jackson, St. Louis (Oct. 30, 2005) .....	179
Christian McCaffrey, Carolina (Oct. 6, 2019) .....	176
Shawn Alexander, Seattle (Oct. 7, 2001) .....	176

### RUSHING TOUCHDOWNS

Derrick Henry, Tennessee (Dec. 6, 2018).....	4
--	---

### RUSHING ATTEMPTS

Terry Allen, Washington (Sept. 28, 1997).....	36
Several players tied (A. Foster, HOU, 2011) .....	33

### LONGEST RUSH

Derrick Henry, Tennessee (Dec. 6, 2018) .....	99t
Chris Johnson, Tennessee (Nov. 1, 2009) .....	89t
Marcus Mariota, Tennessee (Dec. 6, 2015).....	87t
Joey Galloway, Seattle (Nov. 12, 1995) .....	86t
Christian McCaffrey, Carolina (Oct. 6, 2019) .....	84t

## RECEIVING

### RECEPTIONS

Reggie Wayne, Indianapolis (Oct. 3, 2010).....	15
David Boston, San Diego (Oct. 5, 2003) .....	14
Andre Johnson, Houston (Nov. 18, 2012).....	14
Tim Brown, Oakland (Dec. 21, 1997) .....	14
Andre Johnson, Houston (Dec. 5, 2013) .....	13
Wes Welker, New England (Dec. 27, 2009).....	13

### LONGEST RECEPTIONS

Terrell Owens, Buffalo (Nov. 22, 2009).....	98t
Josh Gordon, Cleveland (Dec. 1, 2013).....	95t
Michael Floyd, Arizona (Nov. 17, 2013).....	91t
Austin Ekeler, L.A. Chargers (Dec. 8, 2019) .....	84t
Kevin Curtis, St. Louis (Oct. 30, 2005) .....	83

### RECEIVING YARDS

Andre Johnson, Houston (Nov. 18, 2012).....	273
Josh Gordon, Cleveland (Dec. 1, 2013).....	261
Albert Connell, Washington (Oct. 22, 2000).....	211
Sammy Watkins, Kansas City (Sept. 8, 2019).....	198
Terrell Owens, Buffalo (Nov. 22, 2009) .....	197

### RECEIVING TOUCHDOWNS

Several players tied (S. Watkins, K.C., 2019) .....	3
---	---

## PUNTING

### PUNTS

Chris Gardocki, Cleveland (Dec. 3, 2000) .....	12
Shane Lechler, Houston (Dec. 17, 2017) .....	11
Riley Dixon, Denver (Dec. 4, 2016) .....	11

### INSIDE THE 20 (MIN. 5 PUNTS)

Several players tied (T. Morstead, N.O., 2019) .....	5
--	---

### GROSS AVERAGE (MIN. 4 PUNTS)

Craig Hentrich, Tennessee (Nov. 4, 2001).....	57.5
Ryan Allen, New England (Sept. 16, 2018).....	55.5
Marquette King, Oakland (Oct. 23, 2016).....	54.6





# OPPONENT RECORDS



## DEFENSE

### SACKS

Ryan Kerrigan, Washington (Sept. 14, 2014).....	4.0
Connor Barwin, Houston (Nov. 27, 2011) .....	4.0
John Abraham, Atlanta (Dec. 15, 2011).....	3.5
Whitney Mercilus, Houston (Jan. 3, 2016) .....	3.5

### TACKLES

Anthony Walker, Indianapolis (Dec. 29, 2019) .....	17
D'Qwell Jackson, Indianapolis (Oct. 10, 2015).....	17
Steven Tulloch, Tennessee (Dec. 5, 2010) .....	17

### INTERCEPTIONS

Samari Rolle, Tennessee (Dec. 26, 1999) .....	3
Several players tied (K. Byaard, TEN, 2017).....	2

### LONGEST INTERCEPTION RETURNS

Anthony Henry, Cleveland (Dec. 16, 2001).....	97t
Anthony Parker, St. Louis (Oct. 20, 1996).....	92t
Kemal Ishmael, Atlanta (Dec. 20, 2015) .....	84
Adam Jones, Tennessee (Dec. 17, 2006) .....	83t

## RETURNS

### PUNT RETURNS

Jacoby Jones, Houston (Nov. 27, 2011).....	7
Dexter McCluster, Kansas City (Sept. 8, 2013).....	7
Andre Roberts, Washington (Sept. 14, 2014).....	7
Several players tied (D. Carter, HOU, 2018) .....	6

### PUNT RETURN YARDS

Eddie Drummond, Detroit (Nov. 14, 2004) .....	199
Darius Reynaud, Tennessee (Dec. 30, 2012) .....	160
Roscoe Parrish, Buffalo (Nov. 26, 2006).....	104
Steve Smith, Carolina (Sept. 9, 2003) .....	102

### LONGEST PUNT RETURNS

Eddie Drummond, Detroit (Nov. 14, 2004) .....	83t
Peter Warrick, Cincinnati (Dec. 17, 2000).....	82t
Terrence Wilkins, Indianapolis (Sept. 24, 2006).....	82t
Roscoe Parrish, Buffalo (Nov. 26, 2006).....	82t

### KICKOFF RETURNS

MarTey Jenkins, Arizona (Dec. 10, 2000).....	8
Nate Jacquet, Minnesota (Dec. 23, 2001) .....	8
Justin Miller, N.Y. Jets (Oct. 8, 2006) .....	8

### KICKOFF RETURN YARDS

Andre Davis, Houston (Dec. 30, 2007) .....	234
Glyn Milburn, Chicago (Sept. 6, 1998).....	197
Adam Jones, Tennessee (Nov. 20, 2005) .....	196

### LONGEST KICKOFF RETURNS

Andre Davis, Houston (Dec. 30, 2007) .....	104t
Pharoh Cooper, L.A. Rams (Oct. 25, 2017) .....	103t
Andre Davis, Houston (Dec. 30, 2007) .....	97t
Aaron Bailey, Indianapolis (Dec. 10, 1995).....	95t
Chad Simpson, Indianapolis (Dec. 17, 2009).....	93t